



# VANDERBILT®

## 2020 BASEBALL GAME NOTES



Vanderbilt Athletic Communications ★ 2601 Jess Neely Dr. Nashville, TN 37212  
Baseball Contact: Andrew Pate ★ Cell: 713.387.9119 ★ Email: andrew.pate@vanderbilt.edu  
VUCommodores.com ★ Twitter: @VandyBoys

### 2020 SCHEDULE/RESULTS

OVERALL: 3-2 | SEC: 0-0 | H: 2-0 | A: 0-0 | N: 1-2

#### FEBRUARY (3-2)

14	vs. No. 13 Michigan#	L, 4-3	Scottsdale, Ariz.
15	vs. UConn#	W, 6-1	Scottsdale, Ariz.
16	vs. Cal Poly#	L, 9-8	Scottsdale, Ariz.
18	South Alabama	W, 3-0	Nashville, Tenn.
19	South Alabama	W, 4-0	Nashville, Tenn.
21	Illinois-Chicago	4:30 p.m.	Nashville, Tenn.
22	Illinois-Chicago	2 p.m.	Nashville, Tenn.
23	Illinois-Chicago	1 p.m.	Nashville, Tenn.
25	Evansville	4:30 p.m.	Nashville, Tenn.
26	Saint Louis	4:30 p.m.	Nashville, Tenn.
28	Hawaii	4:30 p.m.	Nashville, Tenn.
29	Hawaii	2 p.m.	Nashville, Tenn.

#### MARCH (0-0)

1	Hawaii	Noon	Nashville, Tenn.
3	Central Arkansas	4:30 p.m.	Nashville, Tenn.
6	at UCLA	8 p.m.	Los Angeles, Calif.
7	at USC	4 p.m.	Los Angeles, Calif.
8	vs. TCU\$	Noon	Los Angeles, Calif.
11	Toledo	6:30 p.m.	Nashville, Tenn.
13	Kentucky*	6:30 p.m.	Nashville, Tenn.
14	Kentucky*	2 p.m.	Nashville, Tenn.
15	Kentucky*	1 p.m.	Nashville, Tenn.
17	vs. Belmont^	6:30 p.m.	Nashville, Tenn.
20	at Tennessee*	5:30 p.m.	Knoxville, Tenn.
21	at Tennessee*	11 a.m.	Knoxville, Tenn.
22	at Tennessee*	11 a.m.	Knoxville, Tenn.
24	vs. Lipscomb^	6:30 p.m.	Nashville, Tenn.
27	Georgia*	6:30 p.m.	Nashville, Tenn.
28	Georgia*	2 p.m.	Nashville, Tenn.
29	Georgia*	1 p.m.	Nashville, Tenn.
31	Tennessee Tech	6:30 p.m.	Nashville, Tenn.

#### APRIL (0-0)

2	at LSU*	6 p.m.	Baton Rouge, La.
3	at LSU*	7:30 p.m.	Baton Rouge, La.
4	at LSU*	3 p.m.	Baton Rouge, La.
7	Western Kentucky	6:30 p.m.	Nashville, Tenn.
10	South Carolina*	6:30 p.m.	Nashville, Tenn.
11	South Carolina*	2 p.m.	Nashville, Tenn.
12	South Carolina*	11 a.m.	Nashville, Tenn.
14	Indiana State	6:30 p.m.	Nashville, Tenn.
17	at Ole Miss*	6:30 p.m.	Oxford, Miss.
18	at Ole Miss*	2:30 p.m.	Oxford, Miss.
19	at Ole Miss*	1:30 p.m.	Oxford, Miss.
24	Alabama*	6:30 p.m.	Nashville, Tenn.
25	Alabama*	7 p.m.	Nashville, Tenn.
26	Alabama*	2 p.m.	Nashville, Tenn.
28	Austin Peay	6:30 p.m.	Nashville, Tenn.

#### MAY (0-0)

1	at Missouri*	6:30 p.m.	Columbia, Mo.
2	at Missouri*	2 p.m.	Columbia, Mo.
3	at Missouri*	1 p.m.	Columbia, Mo.
5	Louisville	6 p.m.	Nashville, Tenn.
7	at Florida*	6 p.m.	Gainesville, Fla.
8	at Florida*	5:30 p.m.	Gainesville, Fla.
9	at Florida*	1 p.m.	Gainesville, Fla.
12	Middle Tennessee	6:30 p.m.	Nashville, Tenn.
14	Mississippi State*	6:30 p.m.	Nashville, Tenn.
15	Mississippi State*	6:30 p.m.	Nashville, Tenn.
16	Mississippi State*	2 p.m.	Nashville, Tenn.
19-24	SEC Tournament%	TBA	Hoover, Ala.
29-31	NCAA Regionals	TBA	TBD

#### JUNE (0-0)

1	NCAA Regionals	TBA	TBD
5-8	NCAA Super Regionals	TBA	TBD
13-24	College World Series+	TBA	Omaha, Neb.

# MLB4 Collegiate Baseball Tournament (Salt River Fields)

\$ Dodger Classic (Dedeaux Field)

^ First Tennessee Park

\* Southeastern Conference game

% Hoover Met Stadium

+ TD Ameritrade Park

### GAMES 6-8



#### VANDERBILT

Record: 3-2 Overall, 0-0 SEC

Home / Away / Neutral: 2-0 / 0-0 / 1-2

Rankings: D1: 4 | NCBWA: 4 | Coaches: 1

BA: 5 | CB: 5 | PG: 2

Head Coach: Tim Corbin

Career Record: 849-494-1 (23rd)

Record at Vanderbilt: 743-356-1 (18th)



#### ILLINOIS-CHICAGO

Record: 0-4 Overall, 0-4 Horizon

Home / Away / Neutral: 0-0 / 0-4 / 0-0

Rankings: D1: -- | NCBWA: -- | Coaches: --

BA: -- | CB: -- | PG: --

Head Coach: Mike Dee

Career Record: 646-505-2 (21st)

Record at Illinois-Chicago: Same

### NO. 4 VANDERBILT COMMODORES (3-2) vs. ILLINOIS-CHICAGO FLAMES (0-4)

Feb. 21-23, 2020 ★ Nashville, Tenn. ★ Hawkins Field (3,626)

**HOME COOKING:** The Commodores have been tough to beat at Hawkins Field since the facility opened its gates in 2002.

- ★ Vanderbilt 471-165-1 (.740) all-time at Hawkins Field including a 363-106-1 (.773) mark since 2007.
- ★ Against nonconference opponents at the facility, Vanderbilt is 272-51 (.842). Since 2007 at home vs. nonconference teams, the Dores are 206-34 (.858).
- ★ The Dores won all eight regular season home series in 2019 and won 6-of-7 in 2018. Vandy has won 54-of-66 three-game sets at The Hawk since 2011.

**ARSENAL OF ARMS:** Vanderbilt starting pitching has been among the best in the country to start the season.

- ★ Commodore starting pitchers have gone 3-0 with a 0.74 ERA while limiting opponents to a .136 average.
- ★ In 24.1 innings, the group has registered a 34-9 strikeout-to-walk ratio across five starts. Four of Vanderbilt's five starters have not allowed an earned run.

**FRESHMAN 15:** Vanderbilt's 15-member freshman class has made a big impact with 12 making debuts.

- ★ Commodore freshmen have accounted for 60 percent (14 of 23) of the team's RBIs, 41 percent of runs (10 of 24) and 34 percent (13 of 38) of hits.
- ★ True freshmen pitchers have registered a 1.77 ERA alongside a 29-4 strikeout-to-walk ratio in 20.1 innings.

**HOT ROD:** Vanderbilt freshman **CJ Rodriguez** burst on to the scene during opening weekend, batting .500 (6-for-12) alongside a team best eight total bases.

- ★ Rodriguez's six hits were tied with Alabama's Owen Diodati for the most among SEC freshmen.
- ★ His six hits opening weekend were the most for a freshman since Pat DeMarco totaled eight in 2018.

**MIDWEEK MINDSET:** With a pair of wins this week, Vanderbilt is 17-1 in its last 18 midweek games dating to May 15, 2018.

- ★ The Commodores batted .344 while averaging 9.73 runs per game in midweek matchups a season ago.
- ★ Commodore pitching posted a 3.09 ERA and limited teams to a .203 average in 2019.
- ★ Vanderbilt is riding a nine-game home midweek win streak following its two-game sweep of South Alabama. The last loss came Feb. 27, 2019, in 10 innings vs. Austin Peay.

**NEW YEAR, NEW ME:** Vandy returns just three positional players who started 50 percent of last season's games (**Ty Duvall**, **Austin Martin** and **Harrison Ray**).

- ★ The Commodores lost 12 players to the 2019 MLB Draft, including all six draft-eligible pitchers, and two additional to graduation.
- ★ Vanderbilt welcomes 15 freshmen. The class was ranked tops nationally by Baseball America.

**MAJOR LEAGUE DORES:** Fifteen former student-athletes made an MLB appearance in 2019, a mark that led the nation.

- ★ Shortstop **Dansby Swanson** (Atlanta) and starting pitcher **Walker Buehler** (L.A. Dodgers) represented Vanderbilt in the 2019 postseason.
- ★ Vandy led the nation with three former student-athletes -- all starting pitchers -- selected to the MLB All-Star Game. They included **Buehler**, **Sonny Gray** (Cincinnati) and **Mike Minor** (Texas).

**NATIONAL ACCLAIM:** Vanderbilt has been recognized as the nation's No. 2 program in D1Baseball.com's bi-annual Top 100 rankings, the publication announced in September.

- ★ The Commodores, who trail only Florida in the rankings, were first in 2015 and second in 2017.
- ★ Vanderbilt is the only school to win multiple national titles (2014, '19) at TD Ameritrade Park and the only school to play in three national titles at the ballpark (2014, '15, '19).

**REWIND TO '19:** Vanderbilt's march to its second College World Series title in six seasons was a historic one.

- ★ The Commodores' 59 victories were the most for a College World Series champion in three decades. The 59 wins also set an SEC record.
- ★ Vanderbilt set five single-season records in 2019 including home runs (100), RBIs (541), walks (339), runs (578) and strikeouts (765).
- ★ The 2019 Commodores joined the 1993 LSU Tigers as the only program to win the SEC regular season outright, SEC Tournament and national championship in the same season.

**THE STREAK CONTINUES:** Vanderbilt's stretch of 14 consecutive NCAA Tournament appearances (2006-19) under head coach **Tim Corbin** is tied for the longest streak by a head coach in SEC history.

★ Coach	Streak	Start-End
Tim Corbin	14	2006-present
Dave Van Horn (Ark.)	14	2003-2015
Skip Bertman (LSU)	13	1989-2001
Rob Childress (A&M)	13	2007-present
Ray Tanner (USC)	13	2000-2012
Kevin O'Sullivan (UF)	12	2008-present

**MOUND PRESENCE:** Commodore returning pitchers went 34-6 with a 3.13 ERA in 374.0 innings a season ago.

- ★ The group accounted for 91% of saves, 62% of appearances, 61% of strikeouts, 58.5% of innings pitched and 47.9% of games started in 2019.
- ★ Relief pitcher **Tyler Brown** is a first-team preseason All-SEC honoree and starting pitcher **Kumar Rocker** has been recognized on the second team.

**STATISTICAL RANKINGS:** A closer look at where Vanderbilt ranks statistically entering the weekend:

Statistic	National Rank	SEC Rank	Value
Shutouts	T-1st	T-1st	2
WHIP	24th	4th	0.96
ERA	27th	6th	1.81
Stolen Bases	32nd	5th	8

**NO. 4, MR. TIM CORBIN:** Head coach **Tim Corbin** is in his 18th season (2003-present) at the helm. Corbin has led the Commodores to 15 NCAA Tournaments, nine Super Regionals, four College World Series, two national titles (2014, 2019) and one national runner-up (2015).

- ★ Corbin is 743-356-1 (.676) at Vandy and became the program's all-time winningest coach with a 9-4 victory on March 4, 2018 against Houston.
- ★ Under Corbin, 48 players have been named an All-American including 14 who have received first-team recognition.
- ★ In the Corbin era, 24 players have gone on to play in the Major Leagues, the most in the SEC since 2003.
- ★ In January, Corbin was inducted into the American Baseball Coaches Association Hall of Fame.

**ARMS RACE:** In 2019, Vanderbilt became the first NCAA program in history to have three Major League Baseball pitchers reach 200 strikeouts in the same season.

- ★ The trio included **Walker Buehler** (207), **Sonny Gray** (205) and **Mike Minor** (200).
- ★ Four NCAA programs have boasted two 200-plus strikeout pitchers in the same season (Southern Cal, Stetson, Texas and UCLA).

**AUSTIN POWERS:** Vanderbilt's **Austin Martin** stands as college baseball's No. 1 prospect for the 2020 MLB Draft (Perfect Game).

- ★ The Top 125 list is highlighted by a national-best seven Dores including **Hugh Fisher** (No. 12), **Jake Eder** (No. 39), **Tyler Brown** (No. 49), **Mason Hickman** (No. 65), **Ethan Smith** (No. 92), and **Cooper Davis** (No. 113).

**SEC RECORD DRAFT:** Vandy matched an SEC record (2016 Texas A&M; 2018 Kentucky) and set a school record with 13 players selected in the 2019 MLB Draft.

Rd.	Name	Pos.	Team
1st	JJ Bleday	OF	Miami
6th	Drake Fellows	RHP	San Diego
9th	Philip Clarke	C	Toronto
9th	Ethan Paul	SS	Pittsburgh
10th	Stephen Scott	OF	Boston
13th	Zach King	LHP	Miami
13th	Jackson Gillis	LHP	Milwaukee
16th	Joe Gobillot	LHP	Tampa Bay
17th	AJ Franklin	LHP	Kansas City
17th	Patrick Raby	RHP	Cincinnati
17th	Pat DeMarco	OF	N.Y. Yankees
25th	Ty Duvall	C	Oakland
36th	Julian Infante	1B	Miami

**SEC FAVORITES:** Vanderbilt is the preseason favorite to win the Southeastern Conference according to the league's head coaches. The Commodores garnered eight first-place votes while Florida had the second most with two.

**DE-FENSE:** Vanderbilt finished atop the SEC and 10th in the nation with a .980 fielding percentage in 2019.

- ★ The school record for fielding percentage is .981 and was set in 2018 as the Dores finished fifth nationally.

**#SENIORSZN:** Vandy will rely, in part, on senior catcher **Ty Duvall** and senior infielder **Harrison Ray** in 2020.

- ★ The tandem has reached at least the NCAA Super Regionals in their first three seasons while helping the Commodores to a combined 131-65 record.

**WHAT'S NEXT:** Vandy continues its 11-game homestand with a pair of midweek matchups. The Commodores face Evansville on Tuesday and Saint Louis on Wednesday.

- ★ The Commodores return west in early March, visiting UCLA (March 6) and USC (March 7) before facing TCU (March 7) in a neutral site contest.

VANDERBILT RECORD WHEN ...

2020

SEC Standing	
SEC East Standing	
Home/Road/Neutral	2-0/0-0/1-2
Day/Night	2-1/1-1
vs. RH/LH starters	2-2/1-0
Leading after 6 innings	3-0
Tied after 6 innings	0-1
Trailing after 6 innings	0-1
Leading after 7 innings	3-1
Tied after 7 innings	0-0
Trailing after 7 innings	0-1
Leading after 8 innings	3-1
Tied after 8 innings	0-1
Trailing after 8 innings	0-0
Vanderbilt scores first	2-1
Opponents score first	1-1
Shutouts	2-0
Scoring less than 3 runs	1-0
Scoring 3 to 5 runs	1-1
Scoring 6 or more runs	1-1
Vanderbilt hits HR/hit 0 HR	0-1/3-1
1-run/2-run games	0-2/0-0
Walk-offs	0-1
Extra innings (home/road/neutral)	0-0/0-0/0-0
Series openers/finales	0-1/0-1
Series W-L (home)	0-0
Series W-L (road)	0-0
Series W-L (neutral)	0-1
Series W-L (total)	0-1
Three-game sweeps (home/road)	0-0/0-0
Come-from-behind-wins	1

UPCOMING CAREER MILESTONES

Mason Hickman	200 Strikeouts (198)
Harrison Ray	150 Games Played (145)
Austin Martin	200 Hits (184)

TEAM LEADERS

<b>Batting</b>	
Hits	Cooper Davis (7)
Doubles	CJ Rodriguez/Austin Martin (2)
Triples	Cooper Davis (1)
HR	Harrison Ray (1)
RBIs	Harrison Ray/Carter Young (4)
Runs	Austin Martin (5)
SB	Three student-athletes (2)
BB	Austin Martin (5)
AVG	Cooper Davis (.333)
OBP	Austin Martin (.478)
SLG	Cooper Davis (.476)

<b>Pitching</b>	
ERA (reliever)	Five student-athletes (0.00)
ERA (starter)	Four student-athletes (0.00)
Wins	Three student-athletes (1)
Saves	Three student-athletes (1)
Appearances	Tyler Brown/Ethan Smith (2)
Starts	Five student-athletes (1)
Innings (reliever)	Michael Doolin/Thomas Schultz (4.0)
Innings (starter)	Kumar Rocker (6.0)
Strikeouts (reliever)	Michael Doolin/Thomas Schultz (7)
Strikeouts (starter)	Jack Leiter (12)

VANDERBILT IN THE NATIONAL RANKINGS						
DATE	BA	NCBWA	CB	USA	D1	PG
Preseason	1	1	2	1	2	2
Feb. 17	5	4	5	1	4	2
Feb. 24						
March 2						
March 9						
March 16						
March 23						
March 30						
April 6						
April 13						
April 20						
April 27						
May 4						
May 11						
May 18						
May 25						
June 1						
June 8						
FINAL						
*For consistency, Vanderbilt uses the D1Baseball.com (D1) poll as its primary ranking.						

PROBABLE PITCHING MATCHUPS			
DATE	OPPONENT	VANDERBILT STARTER	OPPOSING STARTER
February 21	Illinois-Chicago	RHP Mason Hickman (0-0, 0.00 ERA)	RHP Jacob Key (0-1, 7.50 ERA)
February 22	Illinois-Chicago	RHP Kumar Rocker (0-0, 0.00 ERA)	Nick Oliff (0-1, 18.56 ERA)
February 23	Illinois-Chicago	TBD	RHP Bobby Nicholson (0-1, 12.27 ERA)

## STUDENT-ATHLETE NOTES (BATTING)

3 ★ Cooper Davis, OF						L/R		5-10		185 lbs.		Jr.		Mississauga, Ontario									
Year	avg	gp-gs	ab	r	h	2b	3b	hr	rbi	tb	slg%	bb	hbp	so	gdp	ob%	sf	sh	sb-att	po	a	e	fld%
2018	.182	9-3	11	3	2	0	0	0	4	2	.182	2	0	1	0	.286	1	0	1-1	3	0	0	1.000
2019	.331	35-31	121	26	40	7	2	0	19	51	.421	23	1	19	4	.441	0	5	6-7	53	1	0	1.000
2020	.333	5-5	21	3	7	1	1	0	0	10	.476	1	0	1	0	.364	0	1	1-1	12	0	0	1.000
TOTAL	.320	49-39	153	32	49	8	3	0	23	63	.412	26	1	21	4	.420	1	6	8-9	68	1	0	1.000

- ★ 113th-best 2020 MLB Draft prospect by Perfect Game
- ★ Logged a hit in all five games this season ... Leads all Commodores with seven
- ★ Reached base in 31 of his 35 appearances and logged a hit in 25 games a season ago
- ★ Batted .371 (13-for-35) with two outs and .365 (19-for-52) with runners on base in 2019
- ★ Reached base in his first 29 games of the season (Feb. 15-April 7) a season ago
- ★ Produced 10 multi-hit games between Feb. 20 and March 21, batting .394 (26-for-66)
- ★ Appeared in just three games after April 14, 2019 due to injury
- ★ Made three starts in nine games played in 2018 before suffering season-ending injury
- ★ First Vanderbilt player in the Tim Corbin era to hail from Canada ... Played for the Canadian Jr. National U18 Team in 2017
- ★ Drafted by the Toronto Blue Jays in the 25th round of the 2017 MLB Draft ... Played for the Toronto Blue Jays Tournament 12 team from 2013-2016

43 ★ Will Duff, UTL					R/R			5-11		185 lbs.			Fr.			Springfield, Mo.							
Year	avg	gp-gs	ab	r	h	2b	3b	hr	rbi	tb	slg%	bb	hbp	so	gdp	ob%	st	sn	sb-att	po	a	e	fld%
2020	.000	2-0	2	1	0	0	0	0	2	0	.000	0	0	0	0	.000	1	0	0-0	0	0	0	.000
TOTAL	.000	2-0	2	1	0	0	0	0	2	0	.000	0	0	0	0	.000	1	0	0-0	0	0	0	.000

- ★ Registered two RBIs and scored a run Sunday vs. Cal Poly ... Appeared in two games off the bench during opening weekend
- ★ Three-time all-conference honoree at Springfield Catholic (Missouri)
- ★ Ranked as the top shortstop in Missouri by Perfect Game
- ★ Played for the Albany Dutchmen in the Perfect Game Collegiate Baseball League last summer with fellow Vanderbilt freshman Parker Noland
- ★ Named a 2019 ABCA/Rawlings High School Third Team All-American

20 ★ Ty Duvall, C					L/R				5-11		190 lbs.		Sr.		Lebanon, Ohio									
Year	avg	gp-gs	ab	r	h	2b	3b	hr	rbi	tb	slg%	bb	hbp	so	gdp	ob%	sf	sh	sb-att	po	a	e	fld%	
2017	.375	17-4	24	6	9	3	0	0	6	12	.500	6	1	6	1	.516	0	0	0-0	63	3	1	.985	
2018	.270	31-15	63	13	17	3	1	3	10	31	.492	15	0	19	2	.405	1	0	1-1	152	11	1	.994	
2019	.275	63-35	189	35	52	11	0	5	42	78	.413	42	6	46	1	.418	2	0	0-1	249	23	1	.996	
2020	.500	3-1	6	2	3	0	0	0	2	3	.500	2	1	1	0	.667	0	0	0-0	13	1	0	1.000	
TOTAL	.287	114-55	282	56	81	17	1	8	60	124	.440	65	8	72	4	.430	3	0	1-2	477	38	3	.994	

- ★ Did not start opening weekend (flu-like symptoms) ... Registered two RBIs Tuesday vs. South Alabama ... Made first start of the year Wednesday vs. South Alabama
- ★ 2020 coaches' preseason second-team all-SEC
- ★ Selected in the 25th round (pick 764) of the 2019 MLB Draft by the Oakland Athletics
- ★ Helped the Commodores to a 22-1 record in his 23 starts behind the plate in 2019 ... Logged 16 RBIs in his final 16 games and a hit in 15 of his final 20 games
- ★ Collected a combined five hits in the 2019 SEC Tournament semifinals and finals
- ★ Posted a 20-game on-base streak from April 16-May 22, 2019, batting .348 (23-for-66)
- ★ Made 15 starts and 31 appearances in 2018 as a reserve catcher ... Batted .270 while scoring 13 runs and collecting 10 RBIs
- ★ Team captain for Lebanon High School in 2014, 2015 and 2016 ... Perfect Game's No. 1-ranked Ohio recruit in 2016

30 ★ Sterling Hayes, INF					R/R			6-1		190 lbs.			So.			San Diego, Calif.									
Year	avg	gp-gs	ab	r	h	2b	3b	hr	rbi	tb	slg%	bb	hbp	so	gdp	ob%	sf	sh	sb-att	po	a	e	fld%		
2019	.000	5-0	2	2	0	0	0	0	0	0	.000	2	0	1	0	.500	0	0	0-0	2	2	0	1.000		
2020	.000	2-0	0	0	0	0	0	0	0	0	.000	0	0	0	0	.000	0	0	0-0	1	0	1	.500		
TOTAL	.000	7-0	2	2	0	0	0	0	0	0	.000	2	0	1	0	.500	0	0	0-0	3	2	1	.833		

- ★ Made two appearances off the bench at shortstop during opening weekend
- ★ Made five appearances including three at shortstop and two at second base in 2019
- ★ Drew a walk and scored a run on Feb. 16 vs. Cal State Fullerton and March 5, 2019, vs. Davidson
- ★ Lettered four years in baseball and two in football at Francis Parker High School
- ★ Recognized as California's No. 16 shortstop in the class of 2018 (Perfect Game) ... first-team all-league all four years
- ★ Batted a career .318 including an impressive .475 on-base percentage across 124 games
- ★ Served as team captain as a junior and senior ... Recognized on the San Diego All-Academic Team all four years.

## STUDENT-ATHLETE NOTES (BATTING)

11 ★ Matt Hogan, OF				L/R		6-0		190 lbs.		So.		Melville, N.Y.											
Year	avg	gp-gs	ab	r	h	2b	3b	hr	rbi	tb	slg%	bb	hbp	so	gdp	ob%	sf	sh	sb-att	po	a	e	fld%
2019	.000	4-0	4	1	0	0	0	0	0	0	.000	1	0	2	0	.200	0	0	0-0	0	0	0	.000
2020	.000	3-0	1	0	0	0	0	0	0	0	.000	0	0	1	0	.000	0	0	0-0	2	0	1	.667
TOTAL	.000	7-0	5	1	0	0	0	0	0	0	.000	1	0	3	0	.167	0	0	0-0	2	0	1	.667

- ★ Has appeared off the bench three times this season ... Went 0-for-1 at the plate vs. UConn
- ★ Made four appearances, finishing 0-for-4 (.000) with a walk and run scored in 2019
- ★ Appeared in the outfield in three of his four games in 2019 ... Walked and scored a run against Davidson on March 5, 2019
- ★ Lettered five years in baseball at Half Hollow Hills East High School under coach Tim Belz ... Also lettered twice in soccer and twice in winter track
- ★ Ranked as New York's top outfielder and seventh overall player in the class of 2018 by Perfect Game
- ★ Holds the Half Hollow Hills East school record for home runs, RBIs and hits ... 51st recipient of the Carl Yastrzemski Award presented to Suffolk's top player
- ★ Batted .401 with 23 runs while posting a 4-1 record and a save as a senior ... Was a three-time all-conference honoree in baseball

34 ★ Spencer Jones, UTL				L/L		6-7		205 lbs.		Fr.		Encinitas, Calif.											
Year	avg	gp-gs	ab	r	n	2b	3b	hr	rbi	tb	slg%	bb	nbp	so	gdp	ob%	sf	sn	sb-att	po	a	e	fld%
2020	.154	4-4	13	4	2	0	0	0	2	2	.154	2	3	2	0	.389	0	0	2-2	27	0	3	.900
TOTAL	.154	4-4	13	4	2	0	0	0	2	2	.154	2	3	2	0	.389	0	0	2-2	27	0	3	.900

- ★ SEC's No. 8 impact freshman according to D1Baseball
- ★ Team-best four runs on opening weekend ... Logged two hits, two stolen bases and reached base four times vs. UConn ... Added two RBIs vs. Cal Poly
- ★ At 6-foot-7, Jones is the tallest Vanderbilt baseball student-athlete since 2014 (Jared Miller, 6-foot-7)
- ★ Ranked as the top left-handed pitcher in California and second in the nation by Perfect Game in 2019
- ★ Ranked as the No. 78 overall player by Baseball America and 91st by Perfect Game among 2019 draft prospects
- ★ Drafted in the 31st round of the 2019 MLB Draft by the Los Angeles Angels
- ★ Played in the 2018 Perfect Game All-American Classic, pitching one scoreless inning while also picking up a single and a stolen base at the plate

12 ★ Dominic Keegan, UTL				R/R		6-0		210 lbs.		So.		Methuen, Mass.											
Year	avg	gp-gs	ab	r	h	2b	3b	hr	rbi	tb	slg%	bb	hbp	so	gdp	ob%	sf	sh	sb-att	po	a	e	fld%
2019	.227	15-0	22	3	5	1	0	0	1	6	.273	2	1	6	0	.320	0	0	0-0	12	3	0	1.000
TOTAL	.227	15-0	22	3	5	1	0	0	1	6	.273	2	1	6	0	.320	0	0	0-0	12	3	0	1.000

- ★ Has not appeared in a game in 2020 (injury) ... Projected starter at first base or designated hitter
- ★ Made 15 appearances including seven at catcher and five at designated hitter in 2019
- ★ Over his last eight games of 2019, batted .333 (5-for-15) with three runs and an RBI
- ★ Made his first appearance at catcher on March 5, 2019 vs. Davidson ... Reached base for the first time (HBP) in Game 2 on Feb. 24 against Pepperdine
- ★ Lettered four years in baseball at Central Catholic High School (Massachusetts) ... Also lettered in basketball three years in high school
- ★ Ranked as the top catcher in Massachusetts and 14th nationally from the class of 2018 by Perfect Game ... Named all-conference all four years
- ★ Led the Raiders to four-straight MVC large titles ... Batted .402 (112 for 278) with 75 runs, 69 RBIs and 39 extra-base hits for his high school career
- ★ As a senior, Keegan batted an area-best .463 (38 for 82), with a .546 OBP, .768 slugging, a team-high 19 RBIs and an area-leading 30 runs

6 ★ Tate Kolwyck, OF				R/R		5-11		185 lbs.		Jr.		Memphis, Tenn.											
Year	avg	gp-gs	ab	r	n	2b	3b	hr	rbi	tb	slg%	bb	nbp	so	gdp	ob%	sf	sn	sb-att	po	a	e	fld%
2019	.667	4-0	3	1	2	2	0	0	1	4	1.333	1	0	0	0	.750	0	0	0-0	1	2	0	1.000
2020	.071	4-4	14	0	1	1	0	0	1	2	.143	2	0	4	0	.188	0	0	0-0	3	0	0	1.000
TOTAL	.176	8-4	17	1	3	3	0	0	2	6	.353	3	0	4	0	.300	0	0	0-0	4	2	0	1.000

- ★ SEC's 34th-best 2021 MLB Draft prospect by D1Baseball
- ★ Made starts in center field in four of five games ... Logged one hit on opening day vs. Michigan ... Added a walk and RBI on Saturday vs. UConn
- ★ Appeared in four games, playing second base in each outing in 2019
- ★ Lettered four years in baseball at Arlington High School (Tennessee) ... Also lettered four years in football and one in basketball
- ★ Ranked as Tennessee's No. 2 shortstop and 10th overall player in the class of 2018 by Perfect Game
- ★ Named a 2018 Rawlings-Perfect Game Honorable Mention All-American (Southeast - All Region 2nd Team)
- ★ In his career at quarterback, passed for a school-record 10,213 yards, 119 touchdowns, rushed for 859 yards and 13 touchdowns

## STUDENT-ATHLETE NOTES (BATTING)

**19 ★ Troy LaNeve, OF**      **L/R**      **6-0**      **210 lbs.**      **Fr.**      **Pittsburgh, Pa.**

- ★ Ranked as Pennsylvania's top third baseman and No. 11 third baseman nationally for the class of 2019 by Perfect Game
- ★ Has not appeared in a game
- ★ As a senior, batted .378 with 28 RBIs, 11 doubles, five triples and three home runs
- ★ Four-year first-team all-Western Pennsylvania Interscholastic Athletic League (2016-19)
- ★ Earned all-tournament honors in the 2018 WWBA World Championship and the 2018 PGBA 18U Northeast Fall Classic
- ★ Landed on the Rawlings Top Prospect Team at the Perfect Game 2018 National Showcase
- ★ 2018 Gatorade Player of the Year finalist

**42 ★ Justyn-Henry Malloy, UTL**      **R/R**      **6-2**      **210 lbs.**      **So.**      **Bergenfield, N.J.**

Year	avg	gp-gs	ab	r	h	2b	3b	hr	rbi	tb	slg%	bb	hbp	so	gdp	ob%	sf	sh	sb-att	po	a	e	fld%
2019	.067	14-0	15	3	1	0	0	0	2	1	.067	6	1	4	1	.364	0	0	0-0	6	0	0	1.000
2020	.200	3-1	5	2	1	0	0	0	0	1	.200	3	1	2	0	.556	0	0	1-1	7	0	0	1.000
TOTAL	.100	17-1	20	5	2	0	0	0	2	2	.100	9	2	6	1	.419	0	0	1-1	13	0	0	1.000

- ★ Made first career start, coming at first base Wednesday vs. South Alabama ... Logged one run on one hit with two walks vs. the Jaguars
- ★ Made 14 appearances including three at first base and a pair at third base a season ago
- ★ Drew six walks including four free passes in his first six games
- ★ Lettered four years in baseball at St. Joseph Regional (New Jersey)
- ★ Ranked as New Jersey's top third baseman and fourth overall player in the class of 2018 by Perfect Game
- ★ Named a 2018 Rawlings-Perfect Game 3rd Team All-American (Northeast - All Region 1st Team)
- ★ Helped Team USA to a Pan American gold medal ... Named USA Baseball Organizational Player of the Year

**16 ★ Austin Martin, UTL**      **R/R**      **6-0**      **170 lbs.**      **Jr.**      **Jacksonville, Fla.**

Year	avg	gp-gs	ab	r	h	2b	3b	hr	rbi	tb	slg%	bb	hbp	so	gdp	ob%	sf	sh	sb-att	po	a	e	fld%
2018	.338	59-58	222	44	75	14	0	1	19	92	.414	35	12	46	1	.452	1	3	22-30	157	11	2	.988
2019	.392	65-65	268	87	105	19	4	10	46	162	.604	40	12	34	5	.486	3	0	18-23	57	91	9	.943
2020	.250	5-5	16	5	4	2	0	0	1	6	.375	5	2	0	0	.478	0	0	1-1	3	2	2	.714
TOTAL	.364	129-128	506	136	184	35	4	11	66	260	.514	80	26	80	6	.471	4	3	41-54	217	104	13	.961

- ★ Nation's top 2020 MLB Draft prospect by Perfect Game ... 2020 SEC preseason player of the year by D1Baseball
- ★ Four-time 2020 first-team preseason All-American (Baseball America, Collegiate Baseball, D1Baseball, Perfect Game)
- ★ 2020 coaches' preseason first-team all-SEC
- ★ Team leader in runs scored (5) and walks (5) through five games ... Reached base three times and went 2 for 3 with three runs vs. Cal Poly on Sunday
- ★ 2019 First-Team All-SEC ... Baseball America First-Team All-American ... Collegiate Baseball Second-Team All-American
- ★ NCAA Nashville Regional All-Tournament Team honoree ... Golden Spikes Semifinalist ... Dick Howser Trophy Semifinalist
- ★ First player to hit a CWS leadoff home run since Florida's Harrison Bader vs. Miami (FL) on June 17, 2015
- ★ Became the 53rd player in the CWS to post a multi-homer game ... Only second of those 53 to account for all of his teams' RBIs
- ★ Became Vanderbilt's single-season program leader in runs scored with a pair during Vandy's SEC Tournament title game vs. Ole Miss
- ★ Set Vanderbilt's single-season program record for runs scored (87) in 2019 ... Finished tied for second in single-season program history with 105 hits
- ★ Led the SEC in average (.392), hits per game (1.62), on-base percentage (.486) and runs (87)
- ★ Named to College World Series team after recording four RBIs and as many runs
- ★ His .392 average was the highest for a Commodore since Warner Jones (.414) in 2004
- ★ Batted .424 in SEC games (50-for-118), scoring 39 runs with a .500 on-base percentage
- ★ Name NCBWA National Hitter of the Week and SEC Player of the Week after reaching base in 12 of his 16 plate appearances on opening weekend
- ★ Named a 2018 Freshman All-American by Baseball America, Collegiate Baseball, NCBWA and Perfect Game ... Led Vandy with 20 multi-hit games
- ★ Recorded a hit in 47 of his 58 games including finishing 2018 on a 10-game hitting streak
- ★ Led the SEC with 22 stolen bases in 2018 ... His stolen-base mark was the most for a Vandy freshman since Xavier Turner had as many in 2013
- ★ Started 58 at six positions in 2018 including center field (13x), first base (13x), left field (12x), third base (9x), designated hitter (9x) and shortstop (2x)
- ★ Was named to the 2018 NCAA Clemson Regional All-Tournament Team after batting .385 (5-for-13) with four runs and six total bases in three games
- ★ In six NCAA Tournament games (2018), he hit a team-leading .385 (10-for-26) with five runs and three doubles ... Batted leadoff in 52 games



## STUDENT-ATHLETE NOTES (BATTING)

<b>10 ★ T.J. McKenzie, IF</b>	<b>R/R</b>	<b>6-1</b>	<b>160 lbs.</b>	<b>Fr.</b>	<b>Loxahatchee, Fla.</b>
-------------------------------	------------	------------	-----------------	------------	--------------------------

- ★ Has not appeared in a game
- ★ Drafted by the St. Louis Cardinals in the 39th round of the 2019 MLB Draft
- ★ Team co-captain as a senior
- ★ Third-ranked shortstop and 10th overall player in Florida according to Perfect Game ... Tabbed the 16th-ranked shortstop nationally by the publication
- ★ Older brother, Triston, also committed to Vanderbilt before being drafted by the Cleveland Indians with the 42nd overall pick in 2015
- ★ Lettered two years in basketball at The Benjamin School

<b>25 ★ Parker Noland, IF</b>	<b>L/R</b>	<b>6-1</b>	<b>195 lbs.</b>	<b>Fr.</b>	<b>Knoxville, Tenn.</b>
-------------------------------	------------	------------	-----------------	------------	-------------------------

Year	avg	gp-gs	ab	r	h	2b	3b	hr	rbi	tb	slg%	bb	hbp	so	gdp	ob%	sf	sh	sb-att	po	a	e	fld%
2020	.091	4-1	11	1	1	0	0	0	3	1	.091	2	0	2	0	.200	2	0	1-1	0	3	0	1.000
TOTAL	.091	4-1	11	1	1	0	0	0	3	1	.091	2	0	2	0	.200	2	0	1-1	0	3	0	1.000

- ★ Made first start at third base and added one RBI Wednesday vs. South Alabama
- ★ Appeared in all three games opening weekend ... Recorded an RBI against Michigan and UConn ... Worked a walk against UConn and Cal Poly
- ★ Drafted by the Miami Marlins in the 31st round of the 2019 MLB Draft
- ★ Second-ranked third baseman and 12th overall player in Tennessee according to Perfect Game ... Also 25th ranked third baseman nationally by publication
- ★ 2019 Mr. Baseball (Tennessee) finalist ... 2018 Mr. Baseball (Tennessee)
- ★ Hit .464 with seven home runs, 44 RBIs and 46 runs as a senior to help lead Farragut High School to its 10th Class AAA state championship
- ★ Posted highest single-season average in Farragut history (.520) as a junior

<b>2 ★ Harrison Ray, INF</b>	<b>R/R</b>	<b>5-11</b>	<b>190 lbs.</b>	<b>Sr.</b>	<b>Longwood, Fla.</b>
------------------------------	------------	-------------	-----------------	------------	-----------------------

Year	avg	gp-gs	ab	r	h	2b	3b	hr	rbi	tb	slg%	bb	hbp	so	gdp	ob%	sf	sh	sb-att	po	a	e	fld%
2017	.244	32-17	78	16	19	2	1	1	12	26	.333	11	1	20	4	.333	3	0	2-5	16	7	1	.958
2018	.242	42-22	91	13	22	4	3	1	14	35	.385	6	3	26	2	.307	1	0	5-6	28	33	6	.910
2019	.276	66-64	232	50	64	18	2	2	38	92	.397	30	4	73	2	.358	8	7	21-24	92	118	8	.963
2020	.176	5-5	17	2	3	0	0	1	4	6	.353	3	0	7	0	.300	0	1	2-2	9	10	0	1.000
TOTAL	.258	145-108	418	81	108	24	6	5	68	159	.380	50	8	126	8	.340	12	8	30-37	145	168	15	.954

- ★ 2020 coaches' preseason second-team all-SEC
- ★ Stole two bases in the sixth inning Tuesday vs. South Alabama
- ★ Collected three hits and smacked a game-tying three-run homer in the eighth inning Sunday vs. Cal Poly ... Logged four RBIs on opening weekend
- ★ Team leader with 21 stolen bases in 24 attempts in 2019
- ★ Set an SEC Tournament championship game record with three doubles vs. Ole Miss
- ★ Logged 17 multi-hit games and seven multi-RBI games in 2019 ... Finished second on the team with nine doubles in SEC games
- ★ Closed his season with an 11-game on-base streak, drawing 12 walks in that span
- ★ Recorded three hits, two runs and two RBIs in the College World Series finals
- ★ In 2018, made 22 starts at four different positions in 42 appearances, batting .242
- ★ Thirteen starts at third base, five starts at center field, two starts at left field, and two starts at right field in 2018
- ★ Tied team-high four runs and five hits while batting .385 at 2018 NCAA Nashville Super Regional

<b>5 ★ CJ Rodriguez, C</b>	<b>R/R</b>	<b>5-10</b>	<b>185 lbs.</b>	<b>Fr.</b>	<b>Newport Beach, Calif.</b>
----------------------------	------------	-------------	-----------------	------------	------------------------------

Year	avg	gp-gs	ab	r	h	2b	3b	hr	rbi	tb	slg%	bb	hbp	so	gdp	ob%	sf	sh	sb-att	po	a	e	fld%
2020	.316	5-5	19	3	6	2	0	0	3	8	.421	2	1	1	0	.391	1	0	0-0	44	2	0	1.000
TOTAL	.316	5-5	19	3	6	2	0	0	3	8	.421	2	1	1	0	.391	1	0	0-0	44	2	0	1.000

- ★ Started all five games ... Matched SEC-best for a freshman with six hits on opening weekend ... Went 4 for 4 with three RBIs and two doubles on Saturday vs. UConn
- ★ Fourth-ranked catcher in California and 23rd ranked catcher nationally in the class of 2019 according to Perfect Game
- ★ As a senior, he hit .350, 40 RBIs, 13 doubles, two triples and a home run
- ★ All-tournament at the 2018 WWBA World Championship, 2018 Ways to Play Powered by MLB & Perfect Game and 2018 17U Perfect Game World Series
- ★ Played with teammate and fellow freshman Ryan Keenan for the DiamondDawgs in the 2019 summer Perfect Game Collegiate Baseball League
- ★ Participated in the 2018 Dream Series operated by Major League Baseball and USA Baseball alongside teammate Kumar Rocker
- ★ Also lettered four years in basketball

## STUDENT-ATHLETE NOTES (BATTING)

<b>55 ★ Maxwell Romero Jr., C</b>	<b>L/R</b>	<b>6-0</b>	<b>185 lbs.</b>	<b>Fr.</b>	<b>Miramar, Fla.</b>
-----------------------------------	------------	------------	-----------------	------------	----------------------

- ★ Drafted by the Cincinnati Reds in the 38th round of the 2019 MLB Draft
- ★ Top-ranked catcher in Florida and ninth ranked catcher in the country according to Perfect Game – 17th overall in Florida and 110 overall nationally
- ★ Slugged .466 as a senior, including seven doubles, one triple, five home runs and 33 RBIs
- ★ Played in the Perfect Game 2019 World Showcase earning spots on the Rawlings Top Prospect List and Top Prospect Team
- ★ 2019 First Team All-American catcher; 7A-15 Player of the Year, Hitter of the Year, All-District Team catcher for Pembroke Pines Charter in Florida
- ★ Father, Maxwell, played collegiate baseball at Florida Memorial University

<b>8 ★ Isaiah Thomas, OF</b>	<b>R/R</b>	<b>6-2</b>	<b>190 lbs.</b>	<b>So.</b>	<b>Palm Beach Gardens, Fla.</b>
------------------------------	------------	------------	-----------------	------------	---------------------------------

Year	avg	gp-gs	ab	r	h	2b	3b	hr	rbi	tb	slg%	bb	hbp	so	gdp	ob%	sf	sh	sb-att	po	a	e	fld%
2019	.368	21-6	38	9	14	3	0	3	10	26	.684	1	2	12	0	.405	1	0	1-1	25	0	0	1.000
2020	.286	5-5	21	0	6	1	0	0	1	7	.333	1	0	5	0	.318	0	0	2-2	6	1	0	1.000
TOTAL	.339	26-11	59	9	20	4	0	3	11	33	.559	2	2	17	0	.375	1	0	3-3	31	1	0	1.000

- ★ Logged a hit in all five games ... Went 2 for 5 vs. UConn on Saturday... Stole two bases on opening weekend
- ★ Produced four multi-hit games and two multi-RBI games in 2019
- ★ Recorded a career-high five RBIs, four hits and two homers April 30, 2019 vs. Tennessee Tech
- ★ In an eight-game span from April 9-30, 2019, batted .433 (13-for-30) with 10 RBIs and eight runs
- ★ Batted .320 (8-for-25) with runners and hit .313 (5-for-16) with two outs in 2019
- ★ Lettered four years in baseball at The Benjamin School (Florida)
- ★ Ranked as the No. 26 overall outfielder nationally in the class of 2018 by Perfect Game ... 2018 Rawlings-Perfect Game 3rd Team All-American
- ★ Batted .490 with 34 RBIs, eight home runs and 16 stolen bases as a senior
- ★ His second cousin (dad's side) is five-time NBA Champion and former San Antonio Spurs legend, Tim Duncan

<b>9 ★ Carter Young, IF</b>	<b>S/R</b>	<b>6-0</b>	<b>177 lbs.</b>	<b>Fr.</b>	<b>Selah, Wash.</b>
-----------------------------	------------	------------	-----------------	------------	---------------------

Year	avg	gp-gs	ab	r	h	2b	3b	hr	rbi	tb	slg%	bb	hbp	so	gdp	ob%	sf	sh	sb-att	po	a	e	fld%
2020	.222	5-5	18	1	4	1	0	0	4	5	.278	0	0	7	0	.222	0	0	0-0	7	8	2	.882
TOTAL	.222	5-5	18	1	4	1	0	0	4	5	.278	0	0	7	0	.222	0	0	0-0	7	8	2	.882

- ★ SEC's No. 19 impact freshman (D1Baseball)
- ★ Started all five games at shortstop ... Collected a three-run double Wednesday vs. South Alabama ... Tied with Harrison Ray for the team lead in RBIs (4)
- ★ 2019 2A Washington State Player of the Year (WSBCA)
- ★ Looking to become second consecutive Vanderbilt starting shortstop from Washington (Ethan Paul -- Bellevue, Washington)
- ★ Named a 2018 Under Armour All-American
- ★ The only underclassman on the gold-medal winning 18U USA National Team
- ★ Led Selah (Wash.) High School to the 2A state championship ... Gatorade Player of the Year for baseball in Washington in 2018
- ★ Top-ranked shortstop and fourth overall prospect in Washington for class of 2019 according to Perfect Game ... 26th-ranked shortstop nationally

## STUDENT-ATHLETE NOTES (PITCHING)

21 ★ Tyler Brown, RHP							R/R		6-4		242 lbs.		Jr.			Ashland, Ohio							
Year	era	w-l	app	gs	cq	sho	sv	ip	h	r	er	bb	so	2b	3b	hr	bf	bavg	wp	hbp	bk	sfa	sha
2018	6.03	1-5	20	2	0	0/0	3	37.1	42	26	25	11	41	8	0	3	165	.286	2	4	0	2	1
2019	2.19	3-1	31	0	0	0/3	17	49.1	35	13	12	9	65	6	1	1	192	.193	3	0	0	1	1
2020	10.12	0-2	2	0	0	0/0	0	2.2	5	4	3	1	3	1	0	1	15	.417	0	0	0	2	0
TOTAL	4.03	4-8	53	2	0	0/3	20	89.1	82	43	40	21	109	15	1	5	372	.241	5	4	0	5	2

- ★ 2020 coaches' preseason first-team all-SEC
- ★ Saddled with loss in both appearances opening weekend ... Permitted two runs in each outing including walk-off sacrifice fly Sunday vs. Cal Poly
- ★ 2019 First-Team All-SEC relief pitcher ... Collegiate Baseball Second-Team All-American ... Perfect Game First-Team All-American
- ★ Set Vanderbilt's single-season saves record with 17 in 2019 ... His 17 saves led the SEC and ranked second nationally
- ★ Did not allow a run in 15 of his last 16 appearances including five straight (8.2 innings) to cap 2019 season
- ★ Enters 2020 second in Vandy career saves with 20, trailing Brian Miller's (2012-14) 26
- ★ Did not allow a run in 27 of his 31 appearances and fanned multiple batters 18 times
- ★ Recorded three saves and did not allow a run in 7.2 innings at the College World Series
- ★ Limited opponents to a .229 average in six NCAA Tournament appearances
- ★ In 2018, recorded the third-most appearances on the mound among Vanderbilt pitchers (20)
- ★ Drafted by the Cincinnati Reds in the 26th round of the 2017 MLB Draft after lettering four years at Olentangy Orange High School (Ohio)
- ★ Helped the Pioneers to its first Ohio State Baseball Tournament appearance in school history as a senior

43 ★ Michael Doolin, RHP							L/R		6-3		200 lbs.		Fr.			Hendersonville, Tenn.							
Year	era	w-l	app	gs	cq	sho	sv	ip	h	r	er	bb	so	2b	3b	hr	bf	bavg	wp	hbp	bk	sfa	sha
2020	0.00	0-0	1	0	0	0/1	1	4.0	1	0	0	1	7	0	0	0	14	.077	0	0	0	0	0
TOTAL	0.00	0-0	1	0	0	0/1	1	4.0	1	0	0	1	7	0	0	0	14	.077	0	0	0	0	0

- ★ SEC's No. 33 impact freshman (D1Baseball)
- ★ Earned four-inning save during his collegiate debut Wednesday, holding South Alabama to one hit and no runs while striking out seven
- ★ Ranked as the Indiana 2019 Player of the Year, and led Andrean High School to a 36-1 record
- ★ 2019 Indiana Gatorade Player of the Year ... 2019 Indiana Perfect Game Player of the Year
- ★ Went 14-0 with a 0.45 ERA and 131 strikeouts as a senior
- ★ Won two state championships in high school, including setting a program record with 15 strikeouts in the final
- ★ Undrafted in the 2019 MLB Draft, but highly scouted by numerous teams
- ★ Played in the 2018 WWBA 2019 Grads or 17U National Championship

39 ★ Jake Eder, LHP							L/L		6-4		210 lbs.		Jr.			Ocean Ridge, Fla.							
Year	era	w-l	app	gs	cq	sho	sv	ip	h	r	er	bb	so	2b	3b	hr	bf	bavg	wp	hbp	bk	sfa	sha
2018	5.45	1-4	11	9	0	0/0	0	33.0	25	22	20	22	37	5	0	4	147	.210	4	1	0	2	3
2019	2.97	2-0	19	0	0	0/1	4	39.1	28	18	13	16	41	7	0	2	162	.200	2	2	0	1	3
2020	5.40	0-0	1	1	0	0/0	0	3.1	4	3	2	3	3	0	0	0	19	.286	0	1	0	0	1
TOTAL	4.16	3-4	31	10	0	0/1	4	75.2	57	43	35	41	81	12	0	6	328	.209	6	4	0	3	7

- ★ 17th-best 2020 MLB Draft prospect by D1Baseball.com ... 38th-best 2020 MLB Draft prospect by Baseball America
- ★ SEC's 10th-best 2020 MLB Draft prospect by D1Baseball
- ★ Earned no decision Sunday vs. Cal Poly ... Allowed three runs (two earned) and walked three across 3.1 innings
- ★ Second among Vanderbilt relievers with a 2.97 ERA and 39.1 innings pitched
- ★ Notched three-inning save to help Commodores capture 2019 College World Series title
- ★ Logged 11 multi-inning outings including five frames at Georgia on April 6, 2019
- ★ Limited opponents to a .190 average (12-for-63) with runners aboard in 2019
- ★ Held opponents to three runs or fewer in seven of his nine starts in 2018 ... Struck out 37 batters across 33 innings.
- ★ Drafted by the New York Mets in the 34th round of the 2017 MLB Draft after lettering three years at Delray Beach Atlantic High School (Florida)



## STUDENT-ATHLETE NOTES (PITCHING)

32 ★ Hugh Fisher, LHP					R/L				6-5		185 lbs.		Jr.				Eads, Tenn.						
Year	era	w-l	app	qs	cq	sho	sv	ip	h	r	er	bb	so	2b	3b	hr	bf	bavg	wp	hbp	bk	sfa	sha
2018	1.93	2-0	8	0	0	0/0	0	9.1	6	5	2	6	8	0	0	0	39	.194	2	2	0	0	0
2019	4.41	2-0	22	0	0	0/2	4	34.2	31	18	17	21	46	5	1	2	164	.231	7	8	0	1	0
TOTAL	3.89	4-0	30	0	0	0/2	4	44.0	37	23	19	27	54	5	1	2	203	.224	9	10	0	1	0

- ★ 12th-best 2020 MLB Draft prospect by Perfect Game
- ★ Tied for second on the team in 2019 (Zach King) with 22 appearances in 2019 ... Held foes to a .195 average (16-for-82) with runners aboard
- ★ Did not allow a run in 12 of his first 16 appearances (Feb. 16-May 10) in 2019 ... Allowed just two extra-base hits in his last 11 outings (13.2 innings)
- ★ Made eight relief appearances, posting a 1.94 ERA in 2018 ... Limited opponents to a .194 batting average in 9.1 innings while striking out eight
- ★ Named a Rawlings-Perfect Game Second-Team All-American as a senior at Briarcrest Christian High School (Eads, Tenn.)

44 ★ Mason Hickman, RHP				R/R				6-6		230 lbs.		Jr.		Hendersonville, Tenn.									
Year	era	w-l	app	qs	cq	sho	sv	ip	h	r	er	bb	so	2b	3b	hr	bf	bavg	wp	hbp	bk	sfa	sha
2018	5.21	8-2	16	13	1	1/0	0	74.1	71	45	43	30	66	14	1	10	319	.254	4	3	2	5	2
2019	2.05	9-0	20	13	0	0/1	3	96.2	64	24	22	28	129	20	1	7	386	.183	3	6	0	2	0
2020	0.00	0-0	1	1	0	0/0	0	5.0	3	1	0	2	3	1	0	0	18	.188	0	0	0	0	0
TOTAL	3.32	17-2	37	27	1	1/1	3	176.0	138	70	65	60	198	35	2	17	723	.214	7	9	2	7	2

- ★ First Team Preseason All-America by Collegiate Baseball ... 65th-best 2020 MLB Draft prospect by Perfect Game
- ★ Held Michigan to three hits and one run (none earned) in five innings on opening day
- ★ Has gone 18 consecutive starts and 25 consecutive appearances without a loss ... Last loss came May 6, 2018, at Auburn
- ★ Struck out nine-plus batters in five of his final six starts of 2019 ... Finished 13th nationally in strikeouts (129) and 20th in WHIP (0.95)
- ★ Notched College World Series-clinching victory, fanning 10 Michigan batters while allowing one run in six innings
- ★ His 2.05 ERA ranked fourth in the SEC and 24th nationally ... Allowed two-or-fewer runs in 12 of his last 13 starts
- ★ Produced a team-high scoreless inning streak of 25 from Feb. 24-April 2
- ★ Helped send Vandy to the College World Series finals behind six scoreless innings June 21 vs. Louisville
- ★ Sunday starter who was named a Freshman All-American by Collegiate Baseball in 2018 ... Tied for third nationally among freshmen with eight victories
- ★ Was one of three SEC freshmen to post a shutout in 2018, doing so with a seven-inning complete game victory against LSU on March 25
- ★ During senior season at Pope John Paul II High School (Hendersonville, Tenn.) was named All-State, All-Region, and Tennessee Mr. Baseball Finalist

40 ★ Sam Hliboki, RHP							L/R		6-3		185 lbs.			Fr.			Los Angeles, Calif.						
Year	era	w-l	app	qs	cq	sho	sv	ip	h	r	er	bb	so	2b	3b	hr	bf	bavg	wp	hbp	bk	sfa	sha
2020	0.00	0-0	1	0	0	0/0	1	3.0	1	0	0	0	3	1	0	0	11	.091	0	0	0	0	0
TOTAL	0.00	0-0	1	0	0	0/0	1	3.0	1	0	0	0	3	1	0	0	11	.091	0	0	0	0	0

- ★ SEC's No. 43 impact freshman (D1Baseball)
- ★ Picked up the three-inning save during his collegiate debut, holding UConn to one hit and no runs while striking out three on Saturday
- ★ Went 9-1 with a 1.37 ERA and 0.78 WHIP in 72 innings as a high school senior
- ★ Four-year varsity record of 23-3 and 13-1 mark in league play
- ★ 2019 Mission League Pitcher of the Year ... 2019 Daily News Pitcher of the Year
- ★ Was named a 2018 Los Angeles Times All-Star ... Played in the 2018 National Showcase at Tropicana Field in St. Petersburg, Fla.
- ★ His high school, Harvard-Westlake, was ranked No. 17 in MaxPreps' 2019 Preseason Top 100
- ★ Named a 2019 All-USA Preseason team member, by USA Today

45 ★ Chance Huff, RHP					R/R			6-4		210 lbs.			So.			Niceville, Fla.							
Year	era	w-l	app	qs	cq	sho	sv	ip	h	r	er	bb	so	2b	3b	hr	bf	bavg	wp	hbp	bk	sfa	sha
2019	6.38	2-0	8	4	0	0/0	0	18.1	16	13	13	16	21	7	0	0	89	.229	5	2	1	1	0
TOTAL	6.38	2-0	8	4	0	0/0	0	18.1	16	13	13	16	21	7	0	0	89	.229	5	2	1	1	0

- ★ SEC's 42nd-best 2021 MLB Draft prospect by D1Baseball
- ★ Went 2-0 with a 6.38 ERA across eight appearances and four starts in 2019
- ★ Fanned 21 batters in 18.1 innings including a career-high seven March 5 vs. Davidson
- ★ Did not allow an extra-base hit in his last four outings after permitting three on March 5
- ★ Lettered four years in baseball at Niceville High School (Florida) ... Named 2018 Rawlings-Perfect Game Honorable Mention All-American
- ★ Ranked as Florida's No. 18 right-handed pitcher and No. 46 overall player in the class of 2018 by Perfect Game
- ★ Tossed a no-hitter while striking out 12 batters against South Walton as a senior ... Team-high 74 strikeouts in 48 innings with a 1.90 ERA as a junior
- ★ Named among Top 45 pitchers headed to college per Baseball America ... Served as team captain his senior year

## STUDENT-ATHLETE NOTES (PITCHING)

### 33 ★ Erik Kaiser, RHP

R/R

6-5

205 lbs.

Jr.

Waterloo, Ill.

Year	era	w-l	app	gs	cq	sho	sv	ip	h	r	er	bb	so	2b	3b	hr	bf	bavg	wp	hbp	bk	sfa	sha
2019	12.00	0-0	1	1	0	0/0	0	3.0	4	4	4	0	4	0	1	1	14	.308	0	1	0	0	0
TOTAL	12.00	0-0	1	1	0	0/0	0	3.0	4	4	4	0	4	0	1	1	14	.308	0	1	0	0	0

- ★ Made his first collegiate start on March 6, 2019 vs. East Tennessee State, allowing four runs on four hits while striking out four
- ★ Made two scoreless appearances during his freshman campaign in 2018 ... Struck out one and did not allow a base runner at Long Beach St. (March 7)
- ★ Lettered three years in baseball and played varsity basketball at Waterloo High School (Illinois)
- ★ Named Rawlings-Perfect Game Honorable Mention and All-USA Today Second-Team All-State as a senior

### 49 ★ Ryan Keenan, LHP

L/L

5-10

165 lbs.

Fr.

Lighthouse Point, Fla.

- ★ As a senior, batted .302 and posted a 1.80 ERA ... Struck out 17 batters in 11 innings as a senior
- ★ Played in the 2018 17U Perfect Game World Series, earning all-tournament honors
- ★ Helped lead Calvary Christian Academy to back-to-back Region 4-4A Florida State Championships in 2018 and 2019
- ★ Ranked as the No. 14 outfielder and 89th overall prospect in Florida for the class of 2019 by Perfect Game
- ★ Played with fellow freshman CJ Rodriguez over the summer for the DiamondDawgs in the Perfect Game Collegiate Baseball League
- ★ Uncle, Ed Keenan, played football at Kentucky ... Cousin, Bradley McNulty, played football at Missouri (2011-15)

### 22 ★ Jack Leiter, RHP

R/R

6-1

195 lbs.

Fr.

Summit, N.J.

Year	era	w-l	app	gs	cq	sho	sv	ip	h	r	er	bb	so	2b	3b	hr	bf	bavg	wp	hbp	bk	sfa	sha
2020	0.00	1-0	1	1	0	0/1	0	5.0	0	0	0	1	12	0	0	0	16	.000	1	0	0	0	0
TOTAL	0.00	1-0	1	1	0	0/1	0	5.0	0	0	0	1	12	0	0	0	16	.000	1	0	0	0	0

- ★ Chosen as SEC's No. 2 impact freshman by D1Baseball ... SEC's third-best 2021 MLB Draft prospect by D1Baseball
- ★ Picked up victory during in collegiate debut, holding South Alabama hitless while striking out 12 in five scoreless innings Tuesday
- ★ Tied with for SEC lead in strikeouts (12), strikeout-to-walk ratio (12.00) and WHIP (0.20)
- ★ Selected by the New York Yankees in the 20th round of the 2019 MLB Draft
- ★ Ranked as the nation's No. 15 overall high school player and New Jersey's best player in 2019 by Perfect Game
- ★ 2019 New Jersey Gatorade Player of the Year ... 2019 Under Armour All-American
- ★ Struck out 95 batters in 57 innings as a senior
- ★ Selected to play in the 2018 Perfect Game All-American Classic
- ★ Son of Al Leiter – a left-handed pitcher who played for three teams over 19 seasons in the MLB, piling up 1,974 strikeouts, 162 wins, three World Series championships and a no-hitter on May 11, 1996, for the Florida Marlins against the Colorado Rockies
- ★ Uncle, Mark, had 11-year Major League career as right-handed pitcher (1990-99; 2001)
- ★ Thirty-four years after his father, Al, threw back-to-back no-hitters for Central Regional High School in Bayville, New Jersey, Jack threw a no-hitter in 2018 for Delbarton to advance to the NJSIAA Non-Public A, North championship

### 29 ★ Nick Maldonado, RHP

R/R

6-2

195 lbs.

Fr.

Short Hills, N.J.

Year	era	w-l	app	gs	cq	sho	sv	ip	h	r	er	bb	so	2b	3b	hr	bf	bavg	wp	hbp	bk	sfa	sha
2020	0.00	0-0	1	0	0	0/0	0	2.0	1	0	0	0	0	1	0	0	7	.143	0	0	0	0	0
TOTAL	0.00	0-0	1	0	0	0/0	0	2.0	1	0	0	0	0	1	0	0	7	.143	0	0	0	0	0

- ★ Tossed two scoreless innings in collegiate debut Sunday vs. Cal Poly ... Limited the Mustangs to one hit
- ★ Ranked as the No. 3 overall player in the state of New Jersey and the No. 2 shortstop in the state in 2019 according to Perfect Game
- ★ Missed senior season due to injury ... Went 6-2 with 70 strikeouts in 52 innings as a junior and batted .411 with 18 RBIs
- ★ Named to Rawlings-Perfect Game Senior Preseason All-American Third Team in 2019
- ★ Threw a no-hitter with 11 strikeouts as a junior to lead Seton Hall Prep to the quarterfinals of the Non-Public A in New Jersey in 2018
- ★ Brother, Frank, played baseball at Pittsburgh (2014-18) ... Sister, Alexa, played softball at Notre Dame (2009-12)

## STUDENT-ATHLETE NOTES (PITCHING)

35 ★ Chris McElvain, RHP				R/R				6-1				195 lbs.				Fr.				Thompson Station, Tenn.					
Year	era	w-l	app	gs	cq	sho	sv	ip	h	r	er	bb	so	2b	3b	hr	bf	bavg	wp	hbp	bk	sfa	sha		
2020	15.43	0-0	1	0	0	0/0	0	2.1	4	4	4	2	0	0	0	0	13	.364	3	0	0	0	0	0	
TOTAL	15.43	0-0	1	0	0	0/0	0	2.1	4	4	4	2	0	0	0	0	13	.364	3	0	0	0	0	0	

- ★ Allowed four runs on four hits across 2.1 innings during collegiate debut Sunday vs. Cal Poly
- ★ 0.73 ERA and .422 batting average in four-year high school career
- ★ Ranked the top catcher in Tennessee and third overall player in the state
- ★ Earned 2019 ABCA/Rawlings first team high school all-American honors as a pitcher
- ★ Won a gold medal as part of the 15 and under USA baseball team at the Pan American Games in Mexico in 2015
- ★ Played for the South Nashville team in the 2013 Little League World Series ... team was eliminated in the loser's bracket semifinals

50 ★ Luke Murphy, RHP				R/R				6-5				175 lbs.				R-Fr.				Cross Plains, Tenn.					
Year	era	w-l	app	gs	cq	sho	sv	ip	h	r	er	bb	so	2b	3b	hr	bf	bavg	wp	hbp	bk	sfa	sha		
2020	0.00	0-0	1	0	0	0/0	0	0.1	1	0	0	2	1	0	0	0	4	.500	0	0	0	0	0	0	
TOTAL	0.00	0-0	1	0	0	0/0	0	0.1	1	0	0	2	1	0	0	0	4	.500	0	0	0	0	0	0	

- ★ Made Commodore debut Sunday, allowing two walks and a hit in 0.1 scoreless innings vs. Cal Poly
- ★ Redshirted in 2019 after undergoing Tommy John surgery
- ★ Product of East Robertson High School in Cross Plains, Tennessee ... Also lettered four years in basketball and one in golf
- ★ Tennessee's No. 4 right-handed pitcher and eighth overall player in the class of 2018 according to Perfect Game
- ★ Cousin, Will Clinard, was a three-time letter-winner for Vanderbilt baseball from 2010-12
- ★ Father, Neil played baseball at Austin Peay ... Uncle, Seth Massey, played baseball at Austin Peay

80 ★ Kumar Rocker, RHP				R/R				6-4				255 lbs.				So.				Athens, Ga.					
Year	era	w-l	app	gs	cq	sho	sv	ip	h	r	er	bb	so	2b	3b	hr	bf	bavg	wp	hbp	bk	sfa	sha		
2019	3.25	12-5	19	16	1	1/0	0	99.2	88	40	36	21	114	18	2	2	414	.233	7	7	5	3	6	6	
2020	0.00	1-0	1	1	0	0/0	0	6.0	2	1	0	3	9	0	0	0	23	.105	0	0	0	0	1	1	
TOTAL	3.07	13-5	20	17	1	1/0	0	105.2	90	41	36	24	123	18	2	2	437	.227	7	7	5	3	7	7	

- ★ SEC's top 2021 MLB Draft prospect by D1Baseball ... First Team Preseason All-America by D1Baseball
- ★ Struck out nine batters and did not allow an earned run across six frames Saturday vs. UConn
- ★ 2019 College World Series Most Outstanding Player after going 2-0 with a 1.46 ERA
- ★ 2019 SEC All-Freshman Team ... Nation's top-ranked freshman (Perfect Game) ... SEC's No. 3-ranked prospect for the 2021 MLB Draft (D1Baseball)
- ★ NCAA Nashville Regional All-Tournament Team ... Second-highest rated high school right-handed pitcher in the 2018 MLB Draft by MLB.com
- ★ Set a Vanderbilt College World Series record with 11 strikeouts vs. Michigan
- ★ Struck out 19 batters and tossed Vanderbilt's first individual no-hitter since 1971 as part of a 3-0 victory against Duke in the super regionals
- ★ Became the first pitcher to throw a no-hitter in the super regionals and eighth to do so in the NCAA Tournament
- ★ Went 10-1 with a 2.17 ERA in his last 11 starts, striking out 82 in 70.2 innings
- ★ Fanned five-plus batters in 14 of his last 15 starts and six-plus in 11 of his last 14 starts
- ★ In four NCAA Tournament starts, went 4-0 with a 0.96 ERA alongside a 44-5 strikeout-to-walk ratio
- ★ Held opponents to three earned runs or fewer in 18 of his last 19 appearances
- ★ Honored as the 2017-18 Gatorade Georgia Baseball Player of the Year... Tabbed an Under Armour All-American
- ★ Lettered four years in baseball and two years in football at North Oconee High School (Athens, Ga.).
- ★ Father, Tracy, played college football at Auburn and was the first SEC player to win both the Lombardi Award and the Outland Trophy

66 ★ Thomas Schultz, RHP				R/R				6-6				205 lbs.				Fr.				Mount Carmel, Pa.					
Year	era	w-l	app	gs	cq	sho	sv	ip	h	r	er	bb	so	2b	3b	hr	bf	bavg	wp	hbp	bk	sfa	sha		
2020	0.00	0-0	1	0	0	0/1	1	4.0	2	0	0	0	7	0	0	0	14	.143	0	0	0	0	0	0	
TOTAL	0.00	0-0	1	0	0	0/1	1	4.0	2	0	0	0	7	0	0	0	14	.143	0	0	0	0	0	0	

- ★ Earned four-inning save during his collegiate debut Tuesday, holding South Alabama to two hits and no runs while striking out seven
- ★ Won Omaha Challenge for Vanderbilt pitchers in the fall
- ★ Went 7-2 with a 0.29 ERA and .407 batting average as a senior
- ★ Fifth-ranked right-handed pitcher and 15th overall player in Pennsylvania in 2019 according to Perfect Game
- ★ First-team all-league four consecutive seasons (2016-19)
- ★ Set the career scoring record for Lourdes Regional boys basketball with 2,335 points
- ★ Earned first-team all-state as a senior in basketball, averaging 22.6 points, 11.5 rebounds, 3.8 steals and 3.5 assists

## STUDENT-ATHLETE NOTES (PITCHING)

27 ★ Ethan Smith, RHP										R/R	6-1	200 lbs.	So.	Mt. Juliet, Tenn.									
Year	era	w-l	app	gs	cq	sho	sv	ip	h	r	er	bb	so	2b	3b	hr	bf	bavq	wp	hbp	bk	sfa	sha
2019	3.27	4-0	17	0	0	0/2	0	33.0	17	13	12	17	47	5	1	1	137	.150	4	5	1	1	1
2020	0.00	1-0	2	1	0	0/1	0	7.0	4	1	0	0	10	2	0	0	26	.160	3	0	0	0	1
TOTAL	2.70	5-0	19	1	0	0/3	0	40.0	21	14	12	17	57	7	1	1	163	.152	7	5	1	1	2

- ★ 92nd-best 2020 MLB Draft prospect by Perfect Game ... SEC's 33rd-best 2020 MLB Draft prospect by D1Baseball
- ★ In first collegiate start Wednesday vs. South Alabama, struck out seven batters in career-high five scoreless innings ... Held Jaguars to two hits without a walk
- ★ Struck out three batters and did not allow an earned run in two relief scoreless frames on opening day against Michigan
- ★ Went 4-0 with a 3.27 ERA in 17 relief appearances, spanning 33.0 innings in 2019
- ★ Recorded a staff-best .150 opponent average and .148 mark with runners aboard in 2019
- ★ His eight strikeouts vs. South Carolina (May 3) matched the most for a Vandy reliever
- ★ Over his final 15 appearances (29.2 innings), posted a 4-0 record and 2.43 ERA
- ★ Recognized as Tennessee's top right-handed pitcher and the state's third-best overall player in the class of 2018 by Perfect Game
- ★ Threw the first perfect game in the history of the Perfect Game Tournament in Jupiter, Fla.... 2018 Rawlings-Perfect Game First-Team All-American
- ★ Led Mt. Juliet (Tenn.) High School to the 2016 and 2018 District 9-AAA title ... Captain of the team as a junior and a senior
- ★ Brother, Brandon, played baseball at Tennessee Tech; brother Austin, played at Columbia State CC and other brother, Jonathan played at Tufts University

HITTING STREAKS			REACHED-BASE STREAKS			SCORELESS-INNING STREAK		
PLAYER	LONGEST	CURRENT	PLAYER	LONGEST	CURRENT	PLAYER	LONGEST	CURRENT
Davis	5	5	Duvall	17	17	Hickman	25.0	10.0
Thomas	5	5	Ray	16	16	Rocker	20.2	5.0
Duvall	2	2	Davis	5	5	Brown	16.2	--
Young	2	1	Martin	5	5	Eder	10.2	--
Ray	2	--	Rodriguez	4	--	Smith	8.0	6.1
Martin	2	--	Jones	3	--	Fisher	7.0	--
Rodriguez	2	--	Young	2	1	Huff	6.2	1.1
Malloy	1	1	Noland	3	--	Leiter	5.0	5.0
Kolwyck	1	--	Malloy	3	3	Schultz	4.0	4.0
Jones	1	--	Kolwyck	2	1	Doolin	4.0	4.0
Noland	1	--				Hliboki	3.0	3.0
						Maldonado	2.0	2.0
						Kaiser	2.0	--
						Murphy	0.1	0.1
						McElvain	0.0	0.0



# The Automated ScoreBook

## Overall Statistics for Vanderbilt (as of Feb 19, 2020)

### (All games Sorted by Batting avg)



Record: 3-2 Home: 2-0 Away: 0-0 Neutral: 1-2 SEC: 0-0

Player	avg	gp-gs	ab	r	h	2b	3b	hr	rbi	tb	slg%	bb	hp	so	gdp	ob%	sf	sh	sb-att	po	a	e	fld%
3 Cooper Davis	.333	5-5	21	3	7	1	1	0	0	10	.476	1	0	1	0	.364	0	1	1-1	12	0	0	1.000
5 CJ Rodriguez	.316	5-5	19	3	6	2	0	0	3	8	.421	2	1	1	0	.391	1	0	0-0	44	2	0	1.000
8 Isaiah Thomas	.286	5-5	21	0	6	1	0	0	1	7	.333	1	0	5	0	.318	0	0	2-2	6	1	0	1.000
16 Austin Martin	.250	5-5	16	5	4	2	0	0	1	6	.375	5	2	0	0	.478	0	0	1-1	3	2	2	.714
9 Carter Young	.222	5-5	18	1	4	1	0	0	4	5	.278	0	0	7	0	.222	0	0	0-0	7	8	2	.882
2 Harrison Ray	.176	5-5	17	2	3	0	0	1	4	6	.353	3	0	7	0	.300	0	1	2-2	9	10	0	1.000
34 Spencer Jones	.154	4-4	13	4	2	0	0	0	2	2	.154	2	3	2	0	.389	0	0	1-1	27	0	3	.900
25 Parker Noland	.091	4-1	11	1	1	0	0	0	3	1	.091	2	0	2	0	.200	2	0	1-1	0	3	0	1.000
6 Tate Kolwyck	.071	4-4	14	0	1	1	0	0	1	2	.143	2	0	4	0	.188	0	0	0-0	3	0	0	1.000
-----																							
20 Ty Duvall	.500	3-1	6	2	3	0	0	0	2	3	.500	2	1	1	0	.667	0	0	0-0	13	1	0	1.000
42 Justyn-Henry Malloy	.200	3-1	5	2	1	0	0	0	0	1	.200	3	1	2	0	.556	0	0	1-1	7	0	0	1.000
18 Will Duff	.000	2-0	2	1	0	0	0	0	2	0	.000	0	0	0	0	.000	1	0	0-0	0	0	0	.000
11 Matt Hogan	.000	3-0	1	0	0	0	0	0	0	0	.000	0	0	1	0	.000	0	0	0-0	2	0	1	.667
80 Kumar Rocker	.000	1-1	0	0	0	0	0	0	0	0	.000	0	0	0	0	.000	0	0	0-0	0	4	0	1.000
30 Sterling Hayes	.000	2-0	0	0	0	0	0	0	0	0	.000	0	0	0	0	.000	0	0	0-0	1	0	1	.500
39 Jake Eder	.000	1-1	0	0	0	0	0	0	0	0	.000	0	0	0	0	.000	0	0	0-0	0	2	0	1.000
44 Mason Hickman	.000	2-2	0	0	0	0	0	0	0	0	.000	0	0	0	0	.000	0	0	0-0	0	1	0	1.000
Totals	.232	5	164	24	38	8	1	1	23	51	.311	23	8	33	0	.347	4	2	9-9	134	34	9	.949
Opponents	.176	5	159	14	28	6	0	1	12	37	.233	15	1	58	1	.249	2	3	4-5	129	48	6	.967

.OB - Team (48), Opp (32). DPs turned - Team (2), Opp (1). IBB - Team (0), Opp (1).

### (All games Sorted by Earned run avg)

Player	era	w-l	app	gs	cg	sho	sv	ip	h	r	er	bb	so	2b	3b	hr	b/avg	wp	hp	bks	sfa	sha
27 Ethan Smith	0.00	1-0	2	1	0	0/1	0	7.0	4	1	0	0	10	2	0	0	.160	3	0	0	0	1
80 Kumar Rocker	0.00	1-0	1	1	0	0/0	0	6.0	2	1	0	3	9	0	0	0	.105	0	0	0	0	1
44 Mason Hickman	0.00	0-0	1	1	0	0/0	0	5.0	3	1	0	2	3	1	0	0	.188	0	0	0	0	0
22 Jack Leiter	0.00	1-0	1	1	0	0/1	0	5.0	0	0	0	1	12	0	0	0	.000	1	0	0	0	0
-----																						
43 Michael Doolin	0.00	0-0	1	0	0	0/1	1	4.0	1	0	0	1	7	0	0	0	.077	0	0	0	0	0
66 Thomas Schultz	0.00	0-0	1	0	0	0/1	1	4.0	2	0	0	0	7	0	0	0	.143	0	0	0	0	0
40 Sam Hliboki	0.00	0-0	1	0	0	0/0	1	3.0	1	0	0	0	3	1	0	0	.091	0	0	0	0	0
29 Nick Maldonado	0.00	0-0	1	0	0	0/0	0	2.0	1	0	0	0	0	1	0	0	.143	0	0	0	0	0
50 Luke Murphy	0.00	0-0	1	0	0	0/0	0	0.1	1	0	0	2	1	0	0	0	.500	0	0	0	0	0
39 Jake Eder	5.40	0-0	1	1	0	0/0	0	3.1	4	3	2	3	3	0	0	0	.286	0	1	0	0	1
21 Tyler Brown	10.12	0-2	2	0	0	0/0	0	2.2	5	4	3	1	3	1	0	1	.417	0	0	0	2	0
35 Chris McElvain	15.43	0-0	1	0	0	0/0	0	2.1	4	4	4	2	0	0	0	0	.364	3	0	0	0	0
Totals	1.81	3-2	5	5	0	2/2	3	44.2	28	14	9	15	58	6	0	1	.176	7	1	0	2	3
Opponents	3.35	2-3	5	5	0	0/0	1	43.0	38	24	16	23	33	8	1	1	.232	5	8	1	4	2

BP - Team (0), Opp (1). Pickoffs - Team (2), Hickman 1, Rocker 1. SBA/ATT - Rodriguez (4-4), Smith (2-3), Duvall (0-1), Eder (1-1), Brown (1-1).



**The Automated ScoreBook**  
**Overall Statistics for Vanderbilt (as of Feb 19, 2020)**  
**(All games Sorted by Fielding pct)**



Player	c	po	a	e	fld%	dp	sba	csb	sba%	pb	ci
5 CJ Rodriguez	46	44	2	0	1.000	0	4	0	1.000	0	0
2 Harrison Ray	19	9	10	0	1.000	2	0	0	.000	0	0
20 Ty Duvall	14	13	1	0	1.000	0	0	1	.000	0	0
3 Cooper Davis	12	12	0	0	1.000	0	0	0	.000	0	0
8 Isaiah Thomas	7	6	1	0	1.000	0	0	0	.000	0	0
42 Justyn-Henry Malloy	7	7	0	0	1.000	0	0	0	.000	0	0
80 Kumar Rocker	4	0	4	0	1.000	0	0	0	.000	0	0
6 Tate Kolwyck	3	3	0	0	1.000	0	0	0	.000	0	0
25 Parker Noland	3	0	3	0	1.000	0	0	0	.000	0	0
39 Jake Eder	2	0	2	0	1.000	0	1	0	1.000	0	0
44 Mason Hickman	1	0	1	0	1.000	0	0	0	.000	0	0
34 Spencer Jones	30	27	0	3	.900	1	0	0	.000	0	0
9 Carter Young	17	7	8	2	.882	0	0	0	.000	0	0
16 Austin Martin	7	3	2	2	.714	0	0	0	.000	0	0
11 Matt Hogan	3	2	0	1	.667	0	0	0	.000	0	0
30 Sterling Hayes	2	1	0	1	.500	0	0	0	.000	0	0
66 Thomas Schultz	0	0	0	0	.000	0	0	0	.000	0	0
35 Chris McElvain	0	0	0	0	.000	0	0	0	.000	0	0
40 Sam Hliboki	0	0	0	0	.000	0	0	0	.000	0	0
21 Tyler Brown	0	0	0	0	.000	0	1	0	1.000	0	0
18 Will Duff	0	0	0	0	.000	0	0	0	.000	0	0
43 Michael Doolin	0	0	0	0	.000	0	0	0	.000	0	0
27 Ethan Smith	0	0	0	0	.000	0	2	1	.667	0	0
50 Luke Murphy	0	0	0	0	.000	0	0	0	.000	0	0
29 Nick Maldonado	0	0	0	0	.000	0	0	0	.000	0	0
22 Jack Leiter	0	0	0	0	.000	0	0	0	.000	0	0
Totals	177	134	34	9	.949	2	4	1	.800	0	0
Opponents	183	129	48	6	.967	1	9	0	1.000	1	0

Hitting minimums - 2.5 TPA/Game

Pitching minimums - 1.0 IP/Game





# **The Automated ScoreBook** **Overall Statistics for Vanderbilt (as of Jun 26, 2019)** **(All games Sorted by Batting avg)**



Record: 59-12 Home: 28-5 Away: 13-4 Neutral: 18-3 SEC: 23-7

Player	avg	gp-gs	ab	r	h	2b	3b	hr	rbi	tb	slg%	bb	hp	so	gdp	ob%	sf	sh	sb-att	po	a	e	fld%
16 Austin Martin	.392	65-65	268	87	105	19	4	10	46	162	.604	40	12	34	5	.486	3	0	18-23	57	91	9	.943
51 JJ Bleday	.347	71-71	274	82	95	14	1	27	72	192	.701	61	5	58	4	.465	6	1	1-2	108	2	2	.982
19 Stephen Scott	.325	69-69	252	68	82	21	1	14	61	147	.583	47	9	71	2	.445	2	0	5-6	187	14	3	.985
10 Ethan Paul	.315	71-71	286	55	90	23	1	9	73	142	.497	32	6	64	4	.386	8	0	11-13	74	170	9	.964
5 Philip Clarke	.308	70-70	279	49	86	13	4	9	70	134	.480	31	7	43	5	.388	3	0	3-5	436	64	5	.990
18 Pat DeMarco	.293	53-53	205	49	60	19	3	7	50	106	.517	24	5	63	4	.376	3	0	7-10	108	1	0	1.000
2 Harrison Ray	.276	66-64	232	50	64	18	2	2	38	92	.397	30	4	73	2	.358	8	7	21-24	92	118	8	.963
20 Ty Duvall	.275	63-35	189	35	52	11	0	5	42	78	.413	42	6	46	1	.418	2	0	0-1	249	23	1	.996
22 Julian Infante	.231	59-57	199	34	46	9	0	12	39	91	.457	27	2	72	6	.326	2	2	3-4	456	21	3	.994
-----																							
6 Tate Kolwyck	.667	4-0	3	1	2	2	0	0	1	4	1.333	1	0	0	0	.750	0	0	0-0	1	2	0	1.000
8 Isaiah Thomas	.368	21-6	38	9	14	3	0	3	10	26	.684	1	2	12	0	.405	1	0	1-1	25	0	0	1.000
99 Jayson Gonzalez	.357	25-13	56	14	20	2	0	1	10	25	.446	11	1	21	1	.471	0	0	2-2	8	21	5	.853
17 Walker Grisanti	.333	19-1	21	5	7	2	1	1	6	14	.667	5	0	9	0	.462	0	1	0-0	5	0	0	1.000
3 Cooper Davis	.331	35-31	121	26	40	7	2	0	19	51	.421	23	1	19	4	.441	0	5	6-7	53	1	0	1.000
12 Dominic Keegan	.227	15-0	22	3	5	1	0	0	1	6	.273	2	1	6	0	.320	0	0	0-0	12	3	0	1.000
13 Kiambu Fentress	.125	21-2	8	5	1	0	0	0	0	1	.125	3	1	3	0	.417	0	3	2-2	5	0	1	.833
42 Justyn-Henry Malloy	.067	14-0	15	3	1	0	0	0	2	1	.067	6	1	4	1	.364	0	0	0-0	6	0	0	1.000
11 Matt Hogan	.000	4-0	4	1	0	0	0	0	0	0	.000	1	0	2	0	.200	0	0	0-0	0	0	0	.000
36 John Malcom	.000	2-0	3	0	0	0	0	0	1	0	.000	0	0	2	0	.000	0	0	0-0	0	0	0	.000
30 Sterling Hayes	.000	5-0	2	2	0	0	0	0	0	0	.000	2	0	1	0	.500	0	0	0-0	2	2	0	1.000
80 Kumar Rocker	.000	3-3	0	0	0	0	0	0	0	0	.000	0	0	0	0	.000	0	0	0-0	1	8	1	.900
66 Drake Fellows	.000	9-9	0	0	0	0	0	0	0	0	.000	0	0	0	0	.000	0	0	0-0	5	16	3	.875
29 Patrick Raby	.000	19-19	0	0	0	0	0	0	0	0	.000	0	0	0	0	.000	0	0	0-0	3	5	0	1.000
Totals	.311	71	2477	578	770	164	19	100	541	1272	.514	389	63	603	39	.412	38	19	80-100	1901	598	50	.980
Opponents	.227	71	2368	291	537	111	9	33	270	765	.323	268	68	765	25	.320	20	22	44-62	1805	542	72	.970

\_OB - Team (603), Opp (554). DPs turned - Team (36), Opp (48). IBB - Team (14), Bleday 6, Scott 2, Duvall 2, Paul 2, Martin 1, Davis 1, Opp (2). Picked off - Ray 3, Martin 2, Paul 2, DeMarco 1, Clarke 1.

## **(All games Sorted by Earned run avg)**

Player	era	w-l	app	gs	cg	sho	sv	ip	h	r	er	bb	so	2b	3b	hr	b/avg	wp	hp	bks	sfa	sha
44 Mason Hickman	2.05	9-0	20	13	0	0/1	3	96.2	64	24	22	28	129	20	1	7	.183	3	6	0	2	0
29 Patrick Raby	3.08	10-1	18	15	0	0/1	0	76.0	75	34	26	46	81	10	0	5	.260	6	2	1	4	3
80 Kumar Rocker	3.25	12-5	19	16	1	1/0	0	99.2	88	40	36	21	114	18	2	2	.233	7	7	5	3	6
66 Drake Fellows	4.09	13-2	19	19	2	1/1	0	116.2	111	57	53	47	133	24	1	9	.249	17	17	0	1	5
-----																						
21 Tyler Brown	2.19	3-1	31	0	0	0/3	17	49.1	35	13	12	9	65	6	1	1	.193	3	0	0	1	1
39 Jake Eder	2.97	2-0	19	0	0	0/1	4	39.1	28	18	13	16	41	7	0	2	.200	2	2	0	1	3
27 Ethan Smith	3.27	4-0	17	0	0	0/2	0	33.0	17	13	12	17	47	5	1	1	.150	4	5	1	1	1
32 Hugh Fisher	4.41	2-0	22	0	0	0/2	4	34.2	31	18	17	21	46	5	1	2	.231	7	8	0	1	0
35 Jackson Gillis	5.14	1-1	7	0	0	0/0	0	7.0	7	6	4	5	7	0	0	0	.269	3	2	0	2	0
34 Zach King	6.18	0-2	22	3	0	0/3	3	39.1	40	27	27	22	47	3	1	1	.274	3	8	0	3	2
45 Chance Huff	6.38	2-0	8	4	0	0/0	0	18.1	16	13	13	16	21	7	0	0	.229	5	2	1	1	0
43 Austin Becker	6.75	0-0	2	0	0	0/0	1	4.0	3	4	3	4	9	0	0	0	.200	1	1	0	0	0
49 AJ Franklin	10.43	1-0	14	0	0	0/0	0	14.2	16	17	17	13	17	6	0	2	.267	2	6	0	0	1
33 Erik Kaiser	12.00	0-0	1	1	0	0/0	0	3.0	4	4	4	0	4	0	1	1	.308	0	1	0	0	0
55 Joe Gobillot	13.50	0-0	2	0	0	0/0	0	2.0	2	3	3	3	4	0	0	0	.250	1	1	0	0	0
Totals	3.72	59-12	71	71	3	6/4	32	633.2	537	291	262	268	765	111	9	33	.227	64	68	8	20	22
Opponents	7.55	12-59	71	71	0	1/1	4	601.2	770	578	505	389	603	164	19	100	.311	75	63	10	38	19

\_B - Team (12), Clarke 8, Duvall 4, Opp (14). Pickoffs - Team (7), Clarke 2, Raby 2, Eder 1, Fellows 1, King 1, Opp (9). SBA/ATT - Clarke (29-41), Duvall (9-12), Rocker (10-11), Fellows (4-10), King (6-9), Hickman (7-8), Raby (4-7), Eder (5-7), Scott (4-5), Fisher (2-2), Smith (1-2), Gillis (2-2), Brown (1-1), Gobillot (1-1), Franklin (1-1), Huff (0-1), Keegan (1-1).

REGULAR SEASON GAME-BY-GAME

GM#	DATE	D/N	OPPONENT	SCORE	REC.	SEC REC.	GA/GB	PITCHER OF RECORD	ATTEND.	TIME
1	2/14	N	No. 13 Michigan#	L, 4-3	0-1	0-0	--	Tyler Brown (0-1)	4,500	3:32
2	2/15	N	UConn#	W, 6-1	1-1	0-0	--	Kumar Rocker (1-0)	612	3:00
3	2/16	D	Cal Poly#	L, 9-8	1-2	0-0	--	Tyler Brown (0-2)	745	3:45
4	2/18	D	South Alabama	W, 3-0	2-2	0-0	--	Jack Leiter (1-0)	3,033	2:32
5	2/19	D	South Alabama	W, 4-0	3-2	0-0	--	Ethan Smith (1-0)	3,058	2:42

#Salt River Fields (Scottsdale, Ariz.)

## SEASON HIGHS AND LOWS

## TEAM BATTING

Most runs, game \_\_\_\_\_ 8, vs. Cal Poly (Feb. 16)  
 Most runs, inning \_\_\_\_\_ 5, 8th inning vs. Cal Poly (Feb. 16)  
 Most hits, game \_\_\_\_\_ 11, vs. UConn (Feb. 15)  
 Most hits, inning \_\_\_\_\_ 3 hits, 3x, last 6th inning vs. South Alabama (Feb. 19)  
 Fewest hits, game \_\_\_\_\_ 2, vs. South Alabama (Feb. 18)  
 Most doubles, game \_\_\_\_\_ 3, vs. Michigan (Feb. 14)  
 Most triples, game \_\_\_\_\_ 1, vs. UConn (Feb. 15)  
 Most home runs, game \_\_\_\_\_ 1, vs. Cal Poly (Feb. 16)  
 Most home runs, inning \_\_\_\_\_ 1, 8th inning vs. Cal Poly (Feb. 16)  
 Most extra-base hits \_\_\_\_\_ 3, Three times, last vs. Cal Poly (Feb. 16)  
 Most stolen bases, game \_\_\_\_\_ 4, vs. South Alabama (Feb. 18)  
 Most walks, game \_\_\_\_\_ 5, 3x, last vs. South Alabama (Feb. 19)  
 Most strikeouts, game \_\_\_\_\_ 10, vs. South Alabama (Feb. 19)  
 Most hit by pitch, game \_\_\_\_\_ 3, vs. Michigan (Feb. 14)  
 Most left on base \_\_\_\_\_ 13, vs. UConn (Feb. 15)

## INDIVIDUAL BATTING

Most hits	4, CJ Rodriguez vs. UConn (Feb. 15)
Most runs	3, Austin Martin vs. Cal Poly (Feb. 16)
Most doubles	2, Twice, last Austin Martin vs. Cal Poly (Feb. 16)
Most triples	1, Cooper Davis vs. UConn (Feb. 15)
Most home runs	1, Harrison Ray vs. Cal Poly (Feb. 16)
Most extra-base hits	2, Twice, last Austin Martin vs. Cal Poly (Feb. 16)
Most total bases	6, CJ Rodriguez vs. UConn (Feb. 15)
Most RBIs	3, 3x, last Carter Young vs. South Alabama (Feb. 19)
Most stolen bases	2, 2x, last Harrison Ray vs. South Alabama (Feb. 18)
Most walks	2, 3x, last Justyn-Henry Malloy/Austin Martin vs. South Alabama (Feb. 19)
Most strikeouts	2, Eight times
Longest hitting streak	5, Cooper Davis/Isaiah Thomas (Feb. 14-present)

## TEAM PITCHING

Most walks \_\_\_\_\_ 8, vs. Cal Poly (Feb. 16)  
 Fewest walks \_\_\_\_\_ 1, Twice, last vs. South Alabama (Feb. 19)  
 Most runs allowed, game \_\_\_\_\_ 9, vs. Cal Poly (Feb. 16)  
 Most runs allowed, inning \_\_\_\_\_ 4, sixth inning vs. Cal Poly (Feb. 16)  
 Most hits allowed, game \_\_\_\_\_ 12, vs. Cal Poly (Feb. 16)  
 Most hits allowed, inning \_\_\_\_\_ 3, 6th inning vs. Cal Poly (Feb. 16)  
 Fewest hits allowed, game \_\_\_\_\_ 2, vs. South Alabama (Feb. 18)  
 Most home runs allowed, game \_\_\_\_\_ 1, vs. Michigan (Feb. 14)  
 Most consecutive scoreless inn. \_\_\_\_\_ 18.0 (Feb. 18-present)

## INDIVIDUAL PITCHING

Most innings pitched, starter \_\_\_\_\_ 6.0 innings, Kumar Rocker vs. UConn (Feb. 15)  
 Fewest innings pitched, starter \_\_\_\_\_ 3.1 innings, Jake Eder vs. Cal Poly (Feb. 16)  
 Most innings pitched, reliever \_\_ 4.0 innings, 2x, last Michael Doolin vs. South Alabama (Feb. 19)  
 Most strikeouts, starter \_\_\_\_\_ 12, Jack Leiter vs. South Alabama (Feb. 18)  
 Most strikeouts, reliever \_\_\_\_\_ 7, Twice, last Michael Doolin vs. South Alabama (Feb. 19)  
 Most walks allowed \_\_\_\_\_ 3, Twice, last Jake Eder vs. Cal Poly (Feb. 16)  
 Most runs allowed \_\_\_\_\_ 4, Chris McElvain vs. Cal Poly (Feb. 16)  
 Most earned runs allowed \_\_\_\_\_ 4, Chris McElvain vs. Cal Poly (Feb. 16)  
 Most hits allowed \_\_\_\_\_ 4, Twice, last Chris McElvain vs. Cal Poly (Feb. 16)  
 Fewest hits allowed, CG \_\_\_\_\_  
 Most home runs allowed \_\_\_\_\_ 1, Tyler Brown vs. Michigan (Feb. 14)  
 Most pitches thrown \_\_\_\_\_ 93, Kumar Rocker vs. UConn (Feb. 15)

## MISCELLANEOUS TEAM

Longest winning streak	2 games (Feb. 18-present)
Longest losing streak	
Most games over .500	1 game (Feb. 19)
Most games under .500	1, Twice, last Feb. 16
Longest game, innings	
Longest game, time	3 hours, 45 minutes vs. Cal Poly
Shortest game, time	2 hours, 32 minutes vs. South Alabama (Feb. 18)
Largest crowd, Hawkins Field	3,058 vs. South Alabama (Feb. 19)
Smallest crowd, Hawkins Field	3,033 vs. South Alabama (Feb. 18)
Largest crowd, road	4,500 vs. Michigan (Feb. 14)
Smallest crowd, road	612 vs. UConn (Feb. 15)
Largest winning margin	5 runs (6-1) vs. UConn (Feb. 15)
Largest losing margin	1 run, Twice, last vs. Cal Poly (Feb. 16)
Largest deficit overcome to win	1 run vs. UConn (Feb. 15)
Largest lead relinquished to lose	1 run, twice, last vs. Cal Poly (Feb. 16)
Most double plays turned	1, twice, last vs. Cal Poly (Feb. 16)
Most double plays turned by opponent	1, vs. UConn (Feb. 15)
Most errors	4, vs. Cal Poly (Feb. 16)
Most errors by an opponent	2, Twice, last vs. Cal Poly (Feb. 16)
Most stolen bases by an opponent	3, vs. Michigan (Feb. 14)

[illegible]

BREAKDOWNS

RUNS BY INNING	1	2	3	4	5	6	7	8	9	10+	TOTAL
VANDERBILT	3	0	0	1	1	9	3	5	2	0	24
OPPONENTS	0	2	1	2	0	4	1	0	4	0	14

PITCHING BREAKDOWN	W-L-S	ERA	IP	H	R	ER	BB	SO	HR
STARTERS	3-0	0.74	24.1	11	5	2	9	34	0
RELIEVERS	0-2-3	3.10	20.1	17	9	7	6	24	1

CATCHING BREAKDOWN	CS	SBA	CS%	PB	PICKOFFS
CJ RODRIGUEZ	0	4	0.00%	0	0
TY DUVALL	1	0	1.000%	0	0

STARTS BY BATTING ORDER (TOTAL, W-L)

**1st:** Davis (3, 1-2), Martin (2, 2-0)  
**2nd:** Rodriguez (3, 1-2), Davis (2, 2-0)  
**3rd:** Martin (3, 1-2), Rodriguez (2, 2-0)  
**4th:** Thomas (3, 1-2), Hickman (1, 1-0), Duvall (1, 1-0)  
**5th:** Thomas (2, 2-0), Kolwyck (2, 1-1), Jones (1, 0-1)  
**6th:** Jones (3, 2-1), Malloy (1, 1-0), Kolwyck (1, 0-1)  
**7th:** Ray (2, 2-0), Rocker (1, 0-1), Noland (0, 1-0), Eder (1, 0-1)  
**8th:** Ray (2, 1-1), Hickman (1, 1-0), Young (1, 0-1), Kolwyck (1, 1-0)  
**9th:** Young (4, 3-1), Ray (1, 0-1)

STARTS BY POSITION (TOTAL, W-L)

**C:** Rodriguez (4, 2-2), Duvall (1, 1-0)  
**1B:** Jones (4, 2-2), Malloy (1, 1-0)  
**2B:** Ray (5, 3-2)  
**3B:** Martin (4, 2-2), Noland (1, 1-0)  
**SS:** Young (5, 3-2)  
**LF:** Davis (5, 3-2)  
**CF:** Kolwyck (4, 2-2), Martin (1, 1-0)  
**RF:** Thomas (5, 3-2)  
**DH:** Hickman (2, 2-0), Rocker (1, 0-1), Rodriguez (1, 1-0), Eder (1, 0-1)

HOME RUN NOTES

<b>HOMERS AT HOME: 0</b>	<b>SOLO HOMERS: 0</b>	<b>3-RUN HOMERS: 1</b>
<b>HOMERS ON THE ROAD: 0</b>	<b>2-RUN HOMERS: 0</b>	<b>GRAND SLAMS: 0</b>

**2-HOME RUN GAMES BY VANDERBILT (0 IN 2020)**  
Last: Austin Martin (2), 6/16/19 vs. Louisville

**3-HOME RUN GAMES BY VANDERBILT (0 IN 2020)**  
Last: Connor Kaiser, 6/3/18 at Clemson

**PINCH-HIT HOME RUNS BY VANDERBILT (0 IN 2020)**  
Last: Walker Grisanti, 4/5/19 at Georgia

**GRAND SLAMS BY VANDERBILT (0 IN 2020)**  
Last: Ty Duvall, 6/2/19 vs. Indiana State

**FIRST-INNING LEADOFF HOME RUNS BY VANDERBILT (0 IN 2020)**  
Last: Austin Martin, 6/16/19 vs. Louisville

**WALK-OFF HOME RUNS (0 IN 2020)**  
Last: JJ Bleday, 6/9/18 vs. Mississippi State, 11th inning

**INSIDE-THE-PARK HOME RUNS BY VANDERBILT (0 IN 2020)**  
Last: Will Toffey, 3/22/17 vs. Belmont

**BACK-TO-BACK HOME RUNS BY VANDERBILT (0 IN 2020)**  
Last: Ty Duvall, Julian Infante, 6/2/19 vs. Indiana State, 6th inning

CAREER HIGHS

<b>21 ★ Tyler Brown</b> Innings Pitched: 5.0, vs. Texas A&M (5/22/18) Strikeouts: 6, 3x, last vs. Illinois St. (3/8/19) Hits Allowed: 6, at Florida (3/31/18) Walks Allowed: 3, vs. Mississippi St. (6/10/18) Runs Allowed: 6, at Florida (3/31/18)
<b>3 ★ Cooper Davis</b> Hits: 4, vs. SEMO (2/26/19) Runs: 3, 2x, last vs. Tennessee (3/30/19) RBI: 3, 2x, last at Texas A&M (3/15/19) Walks: 2, 4x, last vs. WKU (4/2/19) HRs: None Strikeouts: 2, 3x, last at Georgia (4/5/19) Stolen Bases: 1, 8x, last vs. South Alabama (2/18/20)
<b>43 ★ Michael Doolin</b> Innings Pitched: 4.0, vs. South Alabama (2/19/20) Strikeouts: 7, vs. South Alabama (2/19/20) Hits Allowed: 1, vs. South Alabama (2/19/20) Walks Allowed: 1, vs. South Alabama (2/19/20) Runs Allowed: None
<b>18 ★ Will Duff</b> Hits: None Runs: 1, vs. Cal Poly (2/16/20) RBI: 2, vs. Cal Poly (2/16/20) Walks: None HRs: None Strikeouts: None Stolen Bases: None
<b>20 ★ Ty Duvall</b> Hits: 3, 4x, last vs. LSU (5/25/19) Runs: 3, 3x, last at South Carolina (5/3/19) RBI: 4, 4x, last vs. Indiana State (6/2/19) Walks: 3, 4x, last at Kentucky (5/18/19) HRs: 1, 7x, last vs. LSU (5/25/19) Strikeouts: 3, 3x, last vs. Michigan (6/26/19) Stolen Bases: 1, at Missouri (4/21/18)
<b>39 ★ Jake Eder</b> Innings Pitched: 5.0, 4x, last at Georgia (4/6/19) Strikeouts: 7, at Long Beach State (3/7/18) Hits Allowed: 6, 2x, last at MTSU (4/3/18) Walks Allowed: 5, vs. Louisville (5/1/18) Runs Allowed: 5, vs. Louisville (5/1/18)
<b>32 ★ Hugh Fisher</b> Innings Pitched: 4.0, vs. Illinois State (3/10/19) Strikeouts: 8, vs. Missouri (5/12/19) Hits Allowed: 4, vs. Arkansas (4/14/19) Walks Allowed: 2, 7x, last vs. LSU (5/25/19) Runs Allowed: 4, vs. Duke (6/7/19)
<b>30 ★ Sterling Hayes</b> Hits: None Runs: 1, 2x, last vs. Davidson (3/5/19) RBI: None Walks: 1, 2x, last vs. Davidson (3/5/19) HRs: None Strikeouts: 1, vs. Tennessee Tech (4/30/19) Stolen Bases: None
<b>44 ★ Mason Hickman</b> Innings Pitched: 7.0, 5x, last vs. Indiana St. (6/2/19) Strikeouts: 12, vs. Belmont (3/19/19) Hits Allowed: 8, at Florida (4/1/18) Walks Allowed: 6, at Tennessee (5/13/18) Runs Allowed: 6, vs. Kentucky (5/19/18)
<b>40 ★ Sam Hliboki</b> Innings Pitched: 3.0, vs. UConn (2/15/20) Strikeouts: 3, vs. UConn (2/15/20) Hits Allowed: 1, vs. UConn (2/15/20) Walks Allowed: None Runs Allowed: None

<b>11 ★ Matt Hogan</b> Hits: None Runs: 1, vs. Davidson (3/5/19) RBI: None Walks: 1, vs. Davidson (3/5/19) HRs: None Strikeouts: 1, Twice, last vs. UConn (2/15/20) Stolen Bases: None
<b>45 ★ Chance Huff</b> Innings Pitched: 6.0, vs. Davidson (3/5/19) Strikeouts: 7, vs. Davidson (3/5/19) Hits Allowed: 6, vs. Davidson (3/5/19) Walks Allowed: 3, 4x, last vs. TTU (4/30/19) Runs Allowed: 3, 2x, last vs. Austin Peay (2/27/19)
<b>34 ★ Spencer Jones</b> Hits: 2, vs. UConn (2/15/20) Runs: 2, vs. UConn (2/15/20) RBI: 2, vs. Cal Poly (2/16/20) Walks: 1, Twice, last vs. Cal Poly (2/16/20) HRs: None Strikeouts: 1, Twice, last vs. Cal Poly (2/16/20) Stolen Bases: 2, vs. UConn (2/15/20)
<b>33 ★ Erik Kaiser</b> Innings Pitched: 3.0, vs. ETSU (3/6/19) Strikeouts: 4, vs. ETSU (3/6/19) Hits Allowed: 4, vs. ETSU (3/6/19) Walks Allowed: None Runs Allowed: 4, vs. ETSU (3/6/19)
<b>12 ★ Dominic Keegan</b> Hits: 2, vs. Tennessee Tech (4/30/19) Runs: 2, vs. Tennessee Tech (4/30/19) RBI: 1, vs. Tennessee Tech (4/30/19) Walks: 1, 2x, last at South Carolina (5/3/19) HRs: None Strikeouts: 1, 5x, last vs. Arkansas (4/14/19) Stolen Bases: None
<b>49 ★ Ryan Keenan</b> Hits: None Runs: None RBI: None Walks: None HRs: None Strikeouts: None Stolen Bases: None
<b>16 ★ Tate Kolwyck</b> Hits: 2, vs. Tennessee Tech (4/30/19) Runs: 1, vs. Tennessee Tech (4/30/19) RBI: 1, Twice, last vs. UConn (2/15/20) Walks: 1, 3x, last vs. South Alabama (2/18/20) HRs: None Strikeouts: 2, vs. Cal Poly (2/16/20) Stolen Bases: None
<b>19 ★ Troy Laneve</b> Hits: None Runs: None RBI: None Walks: None HRs: None Strikeouts: None Stolen Bases: None
<b>22 ★ Jack Leiter</b> Innings Pitched: 5.0, vs. South Alabama (2/18/20) Strikeouts: 12, vs. South Alabama (2/18/20) Hits Allowed: None Walks Allowed: 1, vs. South Alabama (2/18/20) Runs Allowed: None

<b>29 ★ Nick Maldonado</b> Innings Pitched: 2.0, vs. Cal Poly (2/16/20) Strikeouts: None Hits Allowed: 1, vs. Cal Poly (2/16/20) Walks Allowed: None Runs Allowed: None
<b>42 ★ Justyn-Henry Malloy</b> Hits: 1, 2x, last vs. South Alabama (2/19/20) Runs: 1, 5x, last vs. South Alabama (2/19/20) RBI: 1, 2x, last vs. SEMO (2/26/19) Walks: 2, vs. South Alabama (2/19/20) HRs: None Strikeouts: 2, vs. TCU (2/17/19) Stolen Bases: 1, vs. South Alabama (2/19/20)
<b>16 ★ Austin Martin</b> Hits: 4, 4x, last vs. Arkansas (4/14/19) Runs: 4, 3x, last vs. Arkansas (4/14/19) RBI: 3, 8x, last vs. Louisville (6/16/19) Walks: 3, 3x, last vs. Virginia (2/15/19) HRs: 2, 2x, last vs. Louisville (6/16/19) Strikeouts: 4, vs. Indiana State (2/28/18) Stolen Bases: 3, vs. Presbyterian (2/21/18)
<b>35 ★ Chris McElvain</b> Innings Pitched: 2.1, vs. Cal Poly (2/16/20) Strikeouts: None Hits Allowed: 4, vs. Cal Poly (2/16/20) Walks Allowed: 2, vs. Cal Poly (2/16/20) Runs Allowed: 4, vs. Cal Poly (2/16/20)
<b>10 ★ T.J. McKenzie</b> Hits: None Runs: None RBI: None Walks: None HRs: None Strikeouts: None Stolen Bases: None
<b>50 ★ Luke Murphy</b> Innings Pitched: 0.1, vs. Cal Poly (2/16/20) Strikeouts: 1, vs. Cal Poly (2/16/20) Hits Allowed: 1, vs. Cal Poly (2/16/20) Walks Allowed: 2, vs. Cal Poly (2/16/20) Runs Allowed: None
<b>25 ★ Parker Noland</b> Hits: 1, vs. Michigan (2/14/20) Runs: 1, vs. UConn (2/15/20) RBI: 1, 3x, last vs. South Alabama (2/19/20) Walks: 1, Twice, last vs. Cal Poly (2/16/20) HRs: None Strikeouts: 1, 2x, last vs. South Alabama (2/19/20) Stolen Bases: 1, vs. South Alabama (2/19/20)
<b>2 ★ Harrison Ray</b> Hits: 3, 3x, last vs. Duke (6/8/19) Runs: 4, vs. Florida (3/22/19) RBI: 4, vs. South Carolina (4/29/18) Walks: 3, vs. Duke (6/7/19) HRs: 1, 5x, last vs. Cal Poly (2/16/20) Strikeouts: 3, 6x, last vs. Louisville (6/21/19) Stolen Bases: 2, 4x, last vs. South Alabama (2/19/20)
<b>80 ★ Kumar Rocker</b> Innings Pitched: 9.0, vs. Duke (6/8/19) Strikeouts: 19, vs. Duke (6/8/19) Hits Allowed: 10, vs. Tennessee (3/31/19) Walks Allowed: 4, at Alabama (4/20/19) Runs Allowed: 7, vs. Tennessee (3/31/19)

<b>5 ★ CJ Rodriguez</b> Hits: 4, vs. UConn (2/15/20) Runs: 2, vs. Cal Poly (2/16/20) RBI: 3, vs. UConn (2/15/20) Walks: 1, 2x, last vs. South Alabama (2/18/20) HRs: None Strikeouts: 1, vs. South Alabama (2/19/20) Stolen Bases: None
<b>55 ★ Maxwell Romero Jr.</b> Hits: None Runs: None RBI: None Walks: None HRs: None Strikeouts: None Stolen Bases: None
<b>66 ★ Thomas Schultz</b> Innings Pitched: 4.0, vs. South Alabama (2/18/20) Strikeouts: 7, vs. South Alabama (2/18/20) Hits Allowed: 2, vs. South Alabama (2/18/20) Walks Allowed: None Runs Allowed: None
<b>27 ★ Ethan Smith</b> Innings Pitched: 5.0, vs. South Alabama (2/19/20) Strikeouts: 8, at South Carolina (5/3/19) Hits Allowed: 3, 2x, last vs. Arkansas (4/13/19) Walks Allowed: 3, 2x, last at Texas A&M (3/16/19) Runs Allowed: 2, 4x, last vs. Arkansas (4/13/19)
<b>8 ★ Isaiah Thomas</b> Hits: 4, vs. Tennessee Tech (4/30/19) Runs: 3, vs. Tennessee Tech (4/30/19) RBI: 5, vs. Tennessee Tech (4/30/19) Walks: 1, Twice, last vs. Michigan (2/14/20) HRs: 2, vs. Tennessee Tech (4/30/19) Strikeouts: 3, at Alabama (4/19/19) Stolen Bases: 1, 2x, last vs. UConn (2/15/20)
<b>9 ★ Carter Young</b> Hits: 2, vs. UConn (2/15/20) Runs: 1, vs. UConn (2/15/20) RBI: 3, vs. South Alabama (2/19/20) Walks: None HRs: None Strikeouts: 2, 3x, last vs. South Alabama (2/19/20) Stolen Bases: None

THE LAST TIME VANDERBILT ...

Won 5 or more consecutive games	5 games (June 8-21, 2019)
Won 7 or more consecutive games	12 games (May 12, 2019-June 2, 2019)
Won 10 or more consecutive games	12 games (May 12, 2019-June 2, 2019)
Won 13 or more consecutive games	13 games (April 16-May 10, 2019)
Won 14 or more consecutive games	14 games (April 20-May 16, 2013)
Won 15 or more consecutive games	19 games (Feb. 9-March 16, 2007)

Won 5 or more consecutive home games	6 games (April 16, 2019-May 10, 2019)
Won 8 or more consecutive home games	8 games (Feb. 18-28, 2018)
Won 10 or more consecutive home games	17 games (May 29, 2015-March 15, 2016)
Won 20 or more consecutive home games	Never Happened

<b>Won 5 or more consecutive road games</b>	<b>11 games (April 9, 2019-present)</b>
<b>Won 7 or more consecutive road games</b>	<b>11 games (April 9, 2019-present)</b>
<b>Won 10 or more consecutive road games</b>	<b>11 games (April 9, 2019-present)</b>
Won 12 or more consecutive road games	13 games (April 20, 2013-March 18, 2014)

Won 5 or more consecutive conference games	10 games (April 19-May 10, 2019)
Won 6 or more consecutive conference games	10 games (April 19-May 10, 2019)
Won 9 or more consecutive conference games	10 games (April 19-May 10, 2019)
Won 11 or more consecutive conference games	11 games (April 20-May 16, 2013)

Won 5 or more consecutive conference home games	9 games (May 17, 2018-March 30, 2019)
Won 8 or more consecutive conference home games	9 games (May 17, 2018-March 30, 2019)
Won 9 or more consecutive conference home games	12 games (March 23-May 16, 2013)

<b>Won 5 or more consecutive conference road games</b>	<b>9 games (April 19, 2019-present)</b>
<b>Won 7 or more consecutive conference road games</b>	<b>9 games (April 19, 2019-present)</b>
<b>Won 9 or more consecutive conference road games</b>	<b>9 games (April 19, 2019-present)</b>

<b>Won 5 or more consecutive midweek games</b>	<b>13 games (March 5, 2019-present)</b>
<b>Won 10 or more consecutive midweek games</b>	<b>13 games (March 5, 2019-present)</b>
<b>Won 13 or more consecutive midweek games</b>	<b>13 games (March 5, 2019-present)</b>

<b>Won 5 or more consecutive midweek home games</b>	<b>9 games (May 5, 2019-present)</b>
Won 10 or more consecutive midweek home games	13 games (March 27, 2012-April 9, 2013)
Won 15 or more consecutive midweek home games	16 games (March 23, 2010-Feb. 22, 2012)

Lost 5 or more consecutive games	6 games (April 29-May 8, 2018)
Lost 7 or more consecutive games	7 games (March 28-April 6, 1997)
Lost 8 or more consecutive games	12 games (March 25-April 10, 1994)

Lost 4 or more consecutive home games	4 games (Feb. 24-29, 2012)
Lost 5 or more consecutive home games	6 games (April 30-May 22, 2005)
Lost 6 or more consecutive home games	6 games (April 30-May 22, 2005)
Lost 7 or more consecutive home games	9 games (1965-1966)

Lost 5 or more consecutive road games	6 games (March 30-April 20, 2018)
Lost 6 or more consecutive road games	6 games (March 30-April 20, 2018)
Lost 7 or more consecutive road games	8 games (Feb. 17-April 6, 2012)
Lost 8 or more consecutive road games	8 games (Feb. 17-April 6, 2012)
Lost 9 or more consecutive road games	9 games (March 25-April 26, 1994)
Los 10 or more consecutive road games	11 games (April 18, 1978-March 5, 1979)

Lost 5 or more consecutive conference games	6 games (May 10, 2009-March 20, 2010)
Lost 6 or more consecutive conference games	6 games (May 10, 2009-March 20, 2010)
Lost 7 or more consecutive conference games	7 games (May 10, 2008-March 15, 2009)
Lost 8 or more consecutive conference games	11 games (April 5-27, 2002)
Lost 9 or more consecutive conference games	11 games (April 5-27, 2002)
Lost 10 or more consecutive conference games	11 games (April 5-27, 2002)

Lost 5 or more consecutive conference home games	5 games (April 12-27, 2002)
Lost 6 or more consecutive conference home games	9 games (April 14-May 14, 2000)
Lost 7 or more consecutive conference home games	9 games (April 14-May 14, 2000)
Lost 8 or more consecutive conference home games	9 games (April 14-May 14, 2000)

Lost 5 or more consecutive conference road games	5 games (March 30-April 20, 2018)
Lost 6 or more consecutive conference road games	10 games (April 5-May 17, 2002)
Lost 7 or more consecutive conference road games	10 games (April 5-May 17, 2002)
Lost 8 or more consecutive conference road games	10 games (April 5-May 17, 2002)

<b>Shutout an opponent</b>	<b>vs. South Alabama, 4-0 (Feb. 19, 2020)</b>
Shutout an opponent on Opening Day	vs. Santa Clara, 4-0 (Feb. 13, 2015)
<b>Shutout an opponent at home</b>	<b>vs. South Alabama, 4-0 (Feb. 19, 2020)</b>
Shutout an SEC opponent at home	vs. Florida, 5-0 (March 21, 2019)
Shutout an opponent on the road	at Alabama, 2-0 (April 21, 2019)
Shutout an SEC opponent on the road	at Alabama, 2-0 (April 21, 2019)
Shutout an opponent on a neutral field	vs. Duke, 3-0 @ Nashville Super Regional (June 8, 2019)
<b>Shutout a midweek opponent at home</b>	<b>vs. South Alabama, 4-0 (Feb. 19, 2020)</b>
Shutout a midweek opponent on the road	at Middle Tennessee, 1-0 (April 12, 2011)
<b>Shutout back-to-back opponents</b>	<b>vs. South Alabama, 3-0 + 4-0 (Feb. 18-19, 2020)</b>

Was shutout	at Texas A&M, 7-0 (March 17, 2019)
Was shutout in back-to-back games	Kentucky, 14-0 & 4-0 (April 23, 1976)

Was shutout on Opening Day	vs. San Diego, 10-0 (Feb. 17, 2006)
Was shutout at home	Kentucky, 3-0 (April 17, 2016)
Was shutout at home by an SEC opponent	Kentucky, 3-0 (April 17, 2016)
Was shutout on the road	at Texas A&M, 7-0 (March 17, 2019)
Was shutout on the road by an SEC opponent	at Texas A&M, 7-0 (March 17, 2019)

Was shutout on a neutral field	vs. Louisiana, 3-0, at Minute Maid Park (March 3, 2018)
Was shutout against a midweek opponent at home	vs. Belmont, 1-0 (Feb. 26, 2003)
Was shutout against a midweek opponent on the road	at North Florida, 2-0 (March 5, 1991)
Was shutout against a non-conference opponent on a neutral site	vs. Louisiana, 3-0, at MMP (March 3, 2018)

Run-ruled an opponent	vs. Auburn, 11-1, 8 inn. @ SEC Tournament (May 22, 2019)
Run-ruled an opponent at home	vs. Evansville, 14-3, 5 inn. (April 17, 2002)

Was run-ruled	vs. Texas A&M, 13-3, 7 inn. @ SEC Tournament (May 27, 2016)
---------------	---

Played in 14 or more innings	14 innings, vs. Illinois-Chicago (W, 6-5) (Feb. 27, 2016)
Played in 15 or more innings	16 innings, vs. Ole Miss (L, 6-5) (April 10, 2015)
Played in 16 or more innings	16 innings, vs. Ole Miss (L, 6-5) (April 10, 2015)
Played in 17 or more innings	17 innings, vs. Louisville (W, 11-10) (May 11, 2010)

Won both games of a doubleheader	at South Carolina: 9-3, 6-2 (May 5, 2019)
Shutout opponent in both games of a doubleheader	vs. Georgia: 3-0, 6-0 (April 27, 1976)
Lost both games of a doubleheader	at Tennessee: 4-2 (11), 4-3 (April 25, 2010)

Swept a 3-game series at home	vs. #25 Auburn (April 25-27, 2019)
Swept a 3-game series at home vs. non-conference opponent	vs. Dayton (March 1-2, 2019)
Swept a 3-game series on the road	at Kentucky (May 16-18, 2019)
Swept a 3-game SEC series at home	vs. #25 Auburn (April 25-27, 2019)
Swept a 3-game SEC series on the road	at Kentucky (May 16-18, 2019)
Swept a midweek series at home	2 games, vs. Presbyterian (Feb. 20-21, 2018)
Swept a midweek series on the road	2 games, at Ohio (May 17-18, 2005)
Swept a four-game series	vs. Sewanee (1907)

Was swept in a 3-game series at home	vs. Oregon (Feb. 24-26, 2012)
Was swept in a 3-game series at home vs. non-conference opponent	vs. Oregon (Feb. 24-26, 2012)
Was swept in a 3-game series on the road	at Auburn (May 4-6, 2018)
Was swept in a 3-game SEC series at home	vs. Tennessee (May 14-16, 2009)
Was swept in a 3-game SEC series on the road	at Auburn (May 4-6, 2018)

Swept 3 or more SEC series in a season	5, 2019 (vs. UF, at ALA, vs. AUB, at USC, at UK)
Swept 5 or more SEC series in a season	5, 2019 (vs. UF, at ALA, vs. AUB, at USC, at UK)
Swept 6 or more SEC series in a season	6, 2013 (at AUB, vs. UT, at OM, vs. MSU, vs. UK)
Was swept in 3 or more SEC series in a season	3, 2009 (vs. ALA, at USC, vs. UT)
Was swept in 4 or more SEC series in a season	4, 2002 (vs. UGA, at OM, at UF, at AUB)

Swept Alabama in a 3-game series at home	April 9-11, 2011
Swept Alabama in a 3-game series on the road	April 19-21, 2019
Was swept by Alabama in a 3-game series at home	April 17-19, 2009
Was swept by Alabama in a 3-game series on the road	April 22-23, 2006

Swept Florida in a 3-game series at home	March 21-23, 2019
Swept Florida in a 3-game series on the road	Never Happened
Was swept by Florida in a 3-game series at home	May 20-22, 2005
Was swept by Florida in a 3-game series on the road	March 30-April 1, 2018

Swept Georgia in a 3-game series at home	April 29-May 1, 2016
Swept Georgia in a 3-game series on the road	April 3-5, 2015
Was swept by Georgia in a 3-game series at home	March 22-24, 2002
Was swept by Georgia in a 3-game series on the road	May 2-4, 2003

Swept Kentucky in a 3-game series at home	May 17-19, 2018
Swept Kentucky in a 3-game series on the road	May 16-18, 2019
Was swept by Kentucky in a 3-game series at home	May 12-14, 2000
Was swept by Kentucky in a 3-game series on the road	April 9-10, 1988

Swept LSU in a 3-game series at home	April 22-24, 2011
Swept LSU in a 3-game series on the road	Never Happened
Was swept by LSU in a 3-game series at home	Never Happened
Was swept by LSU in a 3-game series on the road	March 1-9, 1997

Swept Mississippi State in a 3-game series at home	April 26-28, 2013
Swept Mississippi State in a 3-game series on the road	March 16-18, 2018
Was swept by Mississippi State in a 3-game series at home	April 20-21, 1991
Was swept by Mississippi State in a 3-game series on the road	March 11-12, 2000

Swept Missouri in a 3-game series at home	April 24-26, 2015
Swept Missouri in a 3-game series on the road	May 25-27, 2016
Was swept by Missouri in a 3-game series at home	Never Happened
Was swept by Missouri in a 3-game series on the road	Never Happened

Swept Ole Miss in a 3-game series at home	May 17-19, 2012
Swept Ole Miss in a 3-game series on the road	April 5-7, 2013
Was swept by Ole Miss in a 3-game series at home	1967
Was swept by Ole Miss in a 3-game series on the road	April 5-6, 2008

Swept South Carolina in a 3-game series at home	Never Happened
Swept South Carolina in a 3-game series on the road	May 3-5, 2019
Was swept by South Carolina in a 3-game series at home	April 12-14, 2002
Was swept by South Carolina in a 3-game series on the road	May 1-3, 2009

Swept Tennessee in a 3-game series at home	March 29-31, 2013
Swept Tennessee in a 3-game series on the road	May 2-4, 2008
Was swept by Tennessee in a 3-game series at home	May 14-16, 2009
Was swept by Tennessee in a 3-game series on the road	May 5-7, 2000



THE LAST TIME VANDERBILT ...

Defeated a Top 25 ranked team vs. #11 Louisville, 3-2 (June 21, 2019)  
Defeated a Top 25 ranked team at home vs. #21 Missouri, 7-2 (May 12, 2019)  
Defeated a Top 25 ranked team on the road at #6 Louisville, 6-2 (May 7, 2019)  
Defeated a Top 25 ranked team at a neutral site vs. #11 Louisville, 3-2 (June 21, 2019)  
Defeated a Top 25 ranked non-conference team vs. #11 Louisville, 3-2 (June 21, 2019)  
Defeated a Top 25 ranked non-conference team at home vs. #23 Indiana State, 12-1 (June 2, 2019)  
Defeated a Top 25 ranked non-conference team on the road at #6 Louisville, 6-2 (May 7, 2019)

Defeated a Top 20 ranked team vs. #11 Louisville, 3-2 (June 21, 2019)  
Defeated a Top 20 ranked team at home vs. #12 Arkansas, 12-2 (April 13, 2019)  
Defeated a Top 20 ranked team on the road at #6 Louisville, 6-2 (May 7, 2019)  
Defeated a Top 20 ranked team at a neutral site vs. #11 Louisville, 3-2 (June 21, 2019)

Defeated a Top 15 ranked team vs. #11 Louisville, 3-2 (June 21, 2019)  
Defeated a Top 15 ranked team at home vs. #12 Arkansas, 12-2 (April 13, 2019)  
Defeated a Top 15 ranked team on the road at #6 Louisville, 6-2 (May 7, 2019)  
Defeated a Top 15 ranked team at a neutral site vs. #11 Louisville, 3-2 (June 21, 2019)

Defeated a Top 10 ranked team vs. #3 Mississippi State, 6-3 (June 19, 2019)  
Defeated a Top 10 ranked team at home vs. #5 Ole Miss, 8-7 (April 15, 2018)  
Defeated a Top 10 ranked team on the road at #6 Louisville, 6-2 (May 7, 2019)  
Defeated a Top 10 ranked team at a neutral site vs. #3 Mississippi State, 6-3 (June 19, 2019)

Defeated a Top 5 ranked team vs. #3 Mississippi State, 6-3 (June 19, 2019)  
Defeated a Top 5 ranked team at home vs. #5 Ole Miss, 8-7 (April 15, 2018)  
Defeated a Top 5 ranked team on the road at #4 Georgia, 3-2 -- 11 inn. (April 5, 2019)  
Defeated a Top 5 ranked team at a neutral site vs. #3 Mississippi State, 6-3 (June 19, 2019)

Defeated a #1 ranked team vs. #1 Texas A&M, 6-5 (May 25, 2016)  
Defeated a #1 ranked team at home vs. #1 Kentucky, 4-3 (April 28, 2012)  
Defeated a #1 ranked team on the road at #1 Florida, 5-0 (May 14, 2016)  
Defeated a #1 ranked team at a neutral site vs. #1 Texas A&M, 6-5 (May 25, 2016)

Won a series against a Top 25 ranked team vs. #21 Missouri: 5-2, 2-5, 7-2 (May 10-12, 2019)  
Won a series against a Top 10 ranked team vs. #5 Ole Miss: 3-11, 8-7, 8-7 (April 13-15, 2018)  
Won a series against a Top 25 ranked team at home vs. #21 Missouri: 5-2, 2-5, 7-2 (May 10-12, 2019)  
Won a series against a Top 10 ranked team at home vs. #5 Ole Miss: 3-11, 8-7, 8-7 (April 13-15, 2018)  
Won a series against a Top 25 ranked team on the road at #19 Miss. St.: 5-0, 10-1, 4-3 (March 16-18, 2018)  
Won a series against a Top 10 ranked team on the road at #4 Florida: 0-1, 3-0, 16-2 (May 8-10, 2014)  
Swept a series against a Top 25 ranked team vs. #25 Auburn: 12-6, 5-2, 9-5 (April 25-27, 2019)  
Swept a series against a Top 10 ranked team 2 games, at #1 Arkansas, 9-0, 13-6 (April 10-11, 2009)  
Have not swept a 3-game series in the Tim Corbin era  
Played to a tie vs. Alabama, 3-3 - 8 inn. (May 20, 2017)

Hit back-to-back home runs T. Duvall (grand slam), J. Infante (solo) - 6th inn. vs. Indiana St. (June 2, 2019)  
Hit back-to-back HR twice in a game Connor Kaiser (3R), Philip Clarke (solo) - 3rd inn;  
Julian Infante (solo), Harrison Ray (solo) - 8th inn at Clemson (June 3, 2018)

Had multiple players hit 2-or-more home runs Stephen Scott (2), Philip Clarke (2), Connor Kaiser (3) at Clemson (June 3, 2018)  
Hit 2 or more home runs in an inning 2, 1st inning, vs. Duke (June 9, 2019)  
Hit 3 or more home runs in an inning 3, 3rd inning, vs. San Diego (Feb. 21, 2016)  
Hit 5 or more home runs in a game 5, vs. Duke (June 9, 2019)  
Hit 6 or more home runs in a game 9, vs. #8 Clemson @ NCAA Clemson Regional (June 3, 2018)  
Hit 8 or more home runs in a game 9, vs. #8 Clemson @ NCAA Clemson Regional (June 3, 2018)  
Hit multiple grand slams in a season 6 (P. Clarke, P. DeMarco, S. Scott, J. Infante, T. Duvall) (2019)  
Hit 3 or more grand slams in a season 6 (P. Clarke, P. DeMarco, S. Scott, J. Infante, T. Duvall) (2019)  
Hit 4 or more grand slams in a season 6 (P. Clarke, P. DeMarco, S. Scott, J. Infante, T. Duvall) (2019)

Homered in 3 or more consecutive innings 3, vs. Tennessee Tech, 3rd-4th-5th (April 30, 2019)  
Homered in 4 or more consecutive innings 4, vs. Clemson, 5th-6th-7th-8th (June 3, 2018)  
Homered in 5 or more consecutive games 6 games (May 12-22 2019)  
Homered in 8 or more consecutive games 11 games (April 13-May 5, 2019)  
Homered in 9 or more consecutive games 11 games (April 13-May 5, 2019)  
Homered in 10 or more consecutive games 11 games (April 13-May 5, 2019)

Scored 10 or more runs in 3 consecutive games 3 games (March 22-26, 2019)  
Scored 10 or more runs in 4 consecutive games 4 games (April 9-14, 2013)  
Scored 10 or more runs in 5 or more consecutive games 6 games (April 22-May 1, 2011)  
Scored 15 or more runs in a game 16, at Kentucky, 16-10 (May 16, 2019)  
Scored 20 or more runs in a game 22, at South Carolina, 22-11 (May 3, 2019)  
Scored 20 or more runs in consecutive games 21-10 vs. Tennessee Tech; 22-11 at S. Carolina (April 30; May 3, 2019)

Scored 10 or more runs in a loss 12-14, vs. Arkansas (April 14, 2019)  
Scored 15 or more runs in a loss 15-16, 10 inn. - at LSU (May 7, 2010)  
Scored 17 or more runs in a loss 17-22, vs. Michigan State (March 20, 1993)  
Scored 20 or more runs in a loss Never Happened

Scored 10 or more unanswered runs 18, vs. Middle Tennessee (May 15, 2018)  
Scored 15 or more unanswered runs 18, vs. Middle Tennessee (May 15, 2018)  
Scored 20 or more unanswered runs 21, vs. Radford @ NCAA Nashville Regional (June 1, 2015)

Scored in 5 consecutive innings 5, (1st-5th inn.) vs. Duke (June 9, 2019)  
Scored in 6 consecutive innings 6, (3rd-8th inn.) vs. Tennessee Tech (April 30, 2019)  
Scored 5 or more runs in the first inning 6, vs. Tennessee Tech (April 30, 2019)  
Scored 7 or more runs in the first inning 7, vs. #12 Arkansas (April 13, 2019)  
Scored 9 or more runs in the first inning 9, vs. Samford (March 12, 2019)

Scored in the first inning in 4 or more consecutive games 4 games (Feb. 24-27, 2019)  
Scored 7 or more runs in an inning 9 (6th inn.), at South Carolina (May 3, 2019)  
Scored 10 or more runs in an inning 13 (3rd inn.) vs. Davidson (March 5, 2019)  
Scored 14 or more runs in an inning 14 (3rd inn.) vs. Middle Tennessee (May 15, 2018)  
Scored 4 or more runs in three diff. innings 7 (4th inn), 9 (6th inn) & 5 (7th inn) at South Carolina (May 3, 2019)  
Scored 4 or more runs in three diff. innings in consecutive games 6 (1st inn), 5 (3rd inn) & 4 (4th inn) vs. Tennessee Tech (April 30, 2019) and 7 (4th inn), 9 (6th inn) & 5 (7th inn) at S. Carolina (May 3, 2019)

Scored 10 or more runs in a road game 12, at Kentucky (May 17, 2019)  
Scored 15 or more runs in a road game 16, at Kentucky (May 16, 2019)  
Scored 20 or more runs in a road game 22, at South Carolina (May 3, 2019)  
Scored 25 or more runs in a road game Never Happened

Allowed 10 or more runs in a loss 18, vs. Duke (June 7, 2019)  
Allowed 10 or more runs in a win 10, vs. Ole Miss @ SEC Tournament (May 26, 2019)  
Allowed 15 or more runs in a game 18, vs. Duke (June 7, 2019)  
Allowed 20 or more runs in a game 20, vs. Florida (April 15, 2017)  
Allowed 7 or more runs in an inning 10, 8th inn. vs. Duke (June 7, 2019)  
Allowed 10 or more runs in an inning 13, 7th inn. vs. Xavier (June 4, 2016)  
Allowed 5 or more runs in the first inning 6, vs. Ole Miss @ SEC Tourney (May 26, 2019)

Overcame a deficit of 4 or more runs in a win 8, vs. Ole Miss @ SEC Tournament (May 26, 2019)  
Overcame a deficit of 5 or more runs in a win 8, vs. Ole Miss @ SEC Tournament (May 26, 2019)  
Overcame a deficit of 6 or more runs in a win 8, vs. Ole Miss @ SEC Tournament (May 26, 2019)  
Overcame a deficit of 7 or more runs in a win 8, vs. Ole Miss @ SEC Tournament (May 26, 2019)  
Overcame a deficit of 8 or more runs in a win 8, vs. Ole Miss @ SEC Tournament (May 26, 2019)  
Overcame a deficit of 9 or more runs in a win 10, vs. Illinois State (March 1, 2015)

Squandered a lead of 4 or more runs in a loss 4, vs. #12 Arkansas (April 14, 2019)  
Squandered a lead of 5 or more runs in a loss 5, at #19 Texas A&M (March 16, 2019)  
Squandered a lead of 6 or more runs in a loss 7, vs. South Carolina (April 27, 2018)  
Squandered a lead of 7 or more runs in a loss 7, vs. South Carolina (April 27, 2018)

Had 15 or more hits in a game 17, vs. Ole Miss @ SEC Tournament (May 26, 2019)  
Had 15 or more hits in a win 17, vs. Ole Miss @ SEC Tournament (May 26, 2019)  
Had 18 or more hits in a game 19, at Kentucky (May 16, 2019)  
Had 18 or more hits in a win 19, at Kentucky (May 16, 2019)  
Had 20 or more hits in a win 21, vs. Tennessee Tech (April 30, 2019)  
Had 30 or more hits in a game 30, vs. Alabama (April 17, 1988)  
Had 50 or more hits in an SEC series 54, vs. Missouri (April 12-14, 2013)  
Had 15 or more hits in a loss 17, vs. Florida (April 15, 2017)

Had 10 or more total bases in a game Stephen Scott (10) at Kentucky (May 16, 2019)  
Had 11 or more total bases in a game Connor Kaiser (14) at Clemson (June 3, 2018)

Had at least 15 hits in back-to-back games 15, 21, 15 vs. Auburn, Tenn. Tech and at South Carolina (April 27-May 3, 2019)  
Had at least 10 hits in 5 or more consecutive games 5 games (April 25-May 3, 2019)  
Had at least 10 hits in 6 or more consecutive games 6 games (Feb. 20-March 1, 2019)  
Had at least 10 hits in 7 or more consecutive games 7 games (Feb. 18-27, 2018)  
Had at least 10 hits in 8 or more consecutive games 8 games (Feb. 27-March 12, 2010)

Had 5 or more doubles in a game 5, vs. Indiana State (June 1, 2019)  
Had 6 or more doubles in a game 6, vs. Davidson (March 5, 2019)  
Had 7 or more doubles in a game 8, at Clemson (June 3, 2017)  
Allowed 5 or more doubles in a game 6, vs. Arkansas (April 14, 2019)  
Allowed 6 or more doubles in a game 6, vs. Arkansas (April 14, 2019)

Had 2 or more triples in a game 2, vs. ETSU (March 6, 2019)  
Had 3 or more triples in a game 4, vs. Radford (May 31, 2015)  
Had 4 or more triples in a game 4, vs. Radford (May 31, 2015)  
Allowed 2 or more triples in a game 2, vs. Duke (June 7, 2019)  
Allowed 3 or more triples in a game 3, vs. Texas A&M (April 11, 2014)

THE LAST TIME VANDERBILT ...

Allowed 3 or more home runs in a game \_\_\_\_\_ 3, by Kentucky (May 19, 2018)  
Allowed 4 or more home runs in a game \_\_\_\_\_ 4, vs. Sam Houston State @ Minute Maid Park (March 2, 2018)  
Allowed 5 or more home runs in a game \_\_\_\_\_ 5, at Auburn (March 27, 2009)

Did not draw a walk in a game \_\_\_\_\_ vs. #12 Arkansas (April 12, 2019)  
Walked 10 or more times in a game \_\_\_\_\_ 11, at South Carolina (May 3, 2019)  
Walked 15 or more times in a game \_\_\_\_\_ 17, vs. Davidson (March 5, 2019)  
Walked 18 or more times in a game \_\_\_\_\_ 19, vs. Middle Tennessee (May 15, 2018)  
Allowed 0 walks in a game \_\_\_\_\_ at Kentucky (May 17, 2019)  
Allowed 0 walks in back-to-back games \_\_\_\_\_ at San Diego, DH (Feb. 20, 2011)  
Allowed 10 or more walks in a game \_\_\_\_\_ 10, vs. Tennessee Tech (April 30, 2019)  
Allowed 12 or more walks in a game \_\_\_\_\_ 12, vs. Austin Peay (Feb. 27, 2019)  
Allowed 10-plus walks in back-to-back games \_\_\_\_\_ 12, vs. Illinois State; 12, vs. Evansville (March 1-3, 2015)

Did not strikeout in a game \_\_\_\_\_ vs. Tennessee-Martin (Feb. 23, 2005)  
Struck out 12 or more times in a game \_\_\_\_\_ 12, vs. Michigan @ CWS Finals (June 26, 2019)  
Struck out 15 or more times in a game \_\_\_\_\_ 16, vs. Mississippi St. @ Nashville Super Regional (June 10, 2018)  
**Struck out 15 or more batters in a game \_\_\_\_\_ 19, vs. South Alabama (Feb. 18, 2020)**  
**Struck out 19 or more batters in a game \_\_\_\_\_ 19, vs. South Alabama (Feb. 18, 2020)**  
Struck out 20 or more opposing batters in a game \_\_\_\_\_ 22, vs. Ole Miss (April 10, 2015)  
Struck out 10 or more opposing batters in 5 consecutive games \_\_\_\_\_ 13 games (Feb. 20-March 10, 2019)  
Struck out 10 or more opposing batters in 8 consecutive games \_\_\_\_\_ 13 games (Feb. 20, 2019-March 10, 2019)

Pitching staff held opponent scoreless for 10 consecutive inn. in a game \_\_\_\_\_ 11 inn. at Missouri (March 26, 2016)

Had 5 or more hit batters in a game \_\_\_\_\_ 5, by Arkansas (March 14, 2015)  
Had 6 or more hit batters in a game \_\_\_\_\_ 6, by Rhode Island (March 4, 2012)

Had 5 or more stolen bases in a game \_\_\_\_\_ 5, vs. South Carolina (April 29, 2018)  
Had 6 or more stolen bases in a game \_\_\_\_\_ 6, vs. LSU (March 23, 2018)  
Had 7 or more stolen bases in a game \_\_\_\_\_ 7, vs. UMass-Lowell (Feb. 25, 2018)  
Had 8 or more stolen bases in a game \_\_\_\_\_ 8, vs. UNC-Wilmington (June 1, 2012)

**Left 13 or more runners on base \_\_\_\_\_ 13, vs. UConn (Feb. 15, 2020)**  
Left 14 or more runners on base \_\_\_\_\_ 15, vs. #14 Florida (March 22, 2019)  
Left 15 or more runners on base \_\_\_\_\_ 15, vs. #14 Florida (March 22, 2019)  
Left 16 or more runners on base \_\_\_\_\_ 17, vs. Mississippi State @ Nashville Super Regional (June 10, 2018)

**Committed 4 or more errors in a game \_\_\_\_\_ 4, vs. Cal Poly (Feb. 16, 2020)**  
Committed 5 or more errors in a game \_\_\_\_\_ 6, at Middle Tennessee (March 22, 2016)  
Committed 6 or more errors in a game \_\_\_\_\_ 6, at Middle Tennessee (March 22, 2016)

Combined for a no-hitter \_\_\_\_\_ at Western Kentucky (J. Lewis, N. Pilkington, J. Scott, M. Buschmann), May 6, 2003  
Combined for a perfect game \_\_\_\_\_ at Western Kentucky (J. Lewis, N. Pilkington, J. Scott, M. Buschmann), May 6, 2003  
Combined on a one-hitter \_\_\_\_\_ vs. Quinnipiac (T. Ferguson, R. Johnson, M. Ruppenthal, B. Bowden), March 11, 2015  
Combined on a two-hitter \_\_\_\_\_ vs. Tennessee-Martin (C. Day, J. Gillis, C. Snider, R. Hayes), April 4, 2017  
Combined on a three-hitter \_\_\_\_\_ at Alabama (P. Raby, H. Fisher, T. Brown), April 21, 2019  
Was no-hit \_\_\_\_\_ at Texas A&M (Kyle Simonds, 9.0), May 7, 2016

Started six true freshmen \_\_\_\_\_ at Auburn (Austin Martin - LF, Philip Clarke - DH, Pat DeMarco - RF, Jayson Gonzalez - SS, Garrett Blaylock - 3B, Mason Hickman - SP), May 6, 2018

**HITTING:**  
Hit an inside-the-park home run \_\_\_\_\_ Will Toffey vs. Belmont (March 22, 2017)  
Hit a pinch-hit home run \_\_\_\_\_ Walker Grisanti at #4 Georgia (April 5, 2019)  
Hit a grand slam \_\_\_\_\_ Ty Duvall vs. Indiana State (June 2, 2019)  
Hit a grand slam on the road \_\_\_\_\_ Julian Infante at South Carolina (May 3, 2019)

Hit a walk-off home run \_\_\_\_\_ JJ Bleday vs. Mississippi State (June 9, 2018)  
Had a walk-off base hit \_\_\_\_\_ Philip Clarke vs. Ole Miss @ SEC Tourney (May 26, 2019)

Hit 2 or more home runs in a game \_\_\_\_\_ Stephen Scott (2) vs. Mississippi State (June 19, 2019)  
Hit 2 or more home runs in an SEC game \_\_\_\_\_ Stephen Scott (2) at Kentucky (May 16, 2019)  
Hit 3 or more home runs in a game \_\_\_\_\_ Connor Kaiser (3) at Clemson (June 3, 2018)  
Hit 2 or more home runs consecutive games \_\_\_\_\_ Austin Martin (2) vs. Duke + Louisville (June 9-16, 2019)

Homered in consecutive at-bats \_\_\_\_\_ Austin Martin, 1st inn., 2nd inn. vs. Duke (June 9, 2019)  
Homered in consecutive at-bats in an SEC game \_\_\_\_\_ S. Scott, 1st inn., 3rd inn. at Kentucky (May 16, 2019)

Hit for the cycle \_\_\_\_\_ Clinton Johnston vs. Kentucky (April 28, 1996)  
Hit for the cycle in an SEC game \_\_\_\_\_ Clinton Johnston vs. Kentucky (April 28, 1996)

Had a 20-game hit streak \_\_\_\_\_ JJ Bleday and Austin Martin, 20 (May 17, 2018-March 1, 2019)  
Had a 25-game hit streak \_\_\_\_\_ Xavier Turner, 27 (March 4-April 22, 2014)  
Had a 45-game on-base streak \_\_\_\_\_ JJ Bleday, 50 (March 19-June 26, 2019)

Had 2 hits in an inning \_\_\_\_\_ Ethan Paul (1B, 2B) vs. Davidson (March 5, 2019)  
Had 5 or more hits in a game \_\_\_\_\_ Ethan Paul (5) vs. #14 Florida (March 22, 2019)

Had 5 or more RBIs in a game \_\_\_\_\_ Julian Infante (6) at South Carolina (May 3, 2019)  
Had 6 or more RBIs in a game \_\_\_\_\_ Julian Infante (6) at South Carolina (May 3, 2019)  
Had 7 or more RBIs in a game \_\_\_\_\_ Pat DeMarco (7) vs. Davidson (March 5, 2019)  
Had 10 or more RBIs in a game \_\_\_\_\_ Connor Kaiser (10) at Clemson (June 3, 2018)

Stole home \_\_\_\_\_ Ethan Paul vs. Auburn (May 19, 2016)  
Had a triple steal \_\_\_\_\_ Ethan Paul (home), Jeren Kendall (3rd), Bryan Reynolds (2nd) vs. Auburn (May 19, 2016)  
Had 3 or more stolen bases in a game \_\_\_\_\_ Austin Martin (3) vs. Presbyterian (Feb. 21, 2018)

**PITCHING:**  
Threw a 9-inning no-hitter \_\_\_\_\_ Kumar Rocker vs. Duke @ Nashville Super Regional (June 8, 2019)  
Doug Wessel vs. Belmont (April 19, 1971)

**Struck out 10 or more batters in a game \_\_\_\_\_ Jack Leiter, 12, vs. South Alabama (Feb. 18, 2020)**  
Struck out 10 or more batters in an SEC game \_\_\_\_\_ Kumar Rocker, 10, vs. #25 Auburn (April 26, 2019)  
**Struck out 12 or more batters in a game \_\_\_\_\_ Jack Leiter, 12, vs. South Alabama (Feb. 18, 2020)**  
**True freshman struck out 10 or more batters in a game \_\_\_\_\_ Jack Leiter, 12, vs. South Alabama (Feb. 18, 2020)**  
**True freshman struck out 10 or more batters in debut \_\_\_\_\_ Jack Leiter, 12, vs. South Alabama (Feb. 18, 2020)**  
True freshman struck out 15 or more batters in a game \_\_\_\_\_ Kumar Rocker, 19, vs. Duke (June 8, 2019)  
Struck out 15 or more batters in a game \_\_\_\_\_ Kumar Rocker, 19, vs. Duke (June 8, 2019)  
Struck out 10 or more batters in consecutive games \_\_\_\_\_ Kumar Rocker, 11 and Mason Hickman, 10 vs. Michigan (June 25-26, 2019)

Struck out 15 or more batters in a game \_\_\_\_\_ Kumar Rocker, 19, vs. Duke (June 8, 2019)  
Struck out 7 or more batters in career debut \_\_\_\_\_ 8, Austin Becker vs. Davidson (March 5, 2019)

Pitched a 7-inning, complete game \_\_\_\_\_ Mason Hickman vs. LSU (March 25, 2018)  
Pitched 9 or more innings \_\_\_\_\_ 9.0, Kumar Rocker vs. Duke (June 8, 2019)  
Pitched 9 or more scoreless innings \_\_\_\_\_ 9.0, Kumar Rocker vs. Duke (June 8, 2019)  
Pitched a 9-inning, complete game \_\_\_\_\_ 9.0, Kumar Rocker vs. Duke (June 8, 2019)  
Pitched a 9-inning, complete-game shutout \_\_\_\_\_ 9.0, Kumar Rocker vs. Duke (June 8, 2019)  
Picked up 10 or more saves in a season \_\_\_\_\_ 17, Tyler Brown (2019)  
Picked up 15 or more saves in a season \_\_\_\_\_ 17, Tyler Brown (2019)  
Picked up win and save on same day \_\_\_\_\_ Jackson Gillis vs. Ole Miss, Win - Game 1, Save - Game 2 (April 15, 2018)  
**Picked up the save (true freshman) \_\_\_\_\_ Michael Doolin vs. South Alabama (Feb. 19, 2020)**

NUMERICAL ROSTER

No.	Name	Pos.	B/T	Ht.	Wt.	Cl.	Hometown/High School
2	Harrison Ray	IF	R/R	5-11	200	Sr./3L	Longwood, Fla./Lake Brantley
3	Cooper Davis	OF	L/R	5-10	175	Jr./2L	Mississauga, Ontario/St. Aloysius Gonzaga
5	CJ Rodriguez	C	R/R	5-10	185	Fr./HS	Newport Beach, Calif./Mater Dei
6	Tate Kolwyck	OF	R/R	5-11	185	So./1L	Memphis, Tenn./Arlington
8	Isaiah Thomas	OF	R/R	6-2	190	So./1L	Palm Beach Gardens, Fla./The Benjamin School
9	Carter Young	IF	S/R	6-0	177	Fr./HS	Selah, Wash./Selah
10	T.J. McKenzie	IF	R/R	6-1	160	Fr./HS	Loxahatchee, Fla./The Benjamin School
11	Matt Hogan	OF	L/R	6-0	190	So./1L	Melville, N.Y./Half Hollow Hills East
12	Dominic Keegan	UTL	R/R	6-0	210	So./1L	Methuen, Mass./Central Catholic
16	Austin Martin	UTL	R/R	6-0	175	Jr./2L	Jacksonville, Fla./Trinity Christian Academy
18	Will Duff	UTL	R/R	5-11	185	Fr./HS	Springfield, Mo./Springfield Catholic
19	Troy LaNeve	OF	L/R	6-0	210	Fr./HS	Pittsburgh, Pa./Pine Richland
20	Ty Duvall	C	L/R	5-10	185	Sr./3L	Lebanon, Ohio/Lebanon
21	Tyler Brown	RHP	R/R	6-4	233	Jr./2L	Ashland, Ohio/Olentangy Orange
22	Jack Leiter	RHP	R/R	6-1	195	Fr./HS	Summit, N.J./Delbarton School
25	Parker Noland	IF	L/R	6-1	195	Fr./HS	Knoxville, Tenn./Farragut
27	Ethan Smith	RHP	R/R	6-1	200	So./1L	Mt. Juliet, Tenn./Mt. Juliet
29	Nick Maldonado	RHP	R/R	6-2	195	Fr./HS	Short Hills, N.J./Seton Hall Prep
30	Sterling Hayes	IF	R/R	6-1	190	So./1L	San Diego, Calif./Francis Parker
32	Hugh Fisher	LHP	R/L	6-5	187	Jr./2L	Eads, Tenn./Briarcrest Christian
33	Erik Kaiser	RHP	R/R	6-4	215	Jr./2L	Waterloo, Ill./Waterloo
34	Spencer Jones	UTL	L/L	6-7	205	Fr./HS	Encinitas, Calif./La Costa Canyon
35	Chris McElvain	RHP	R/R	6-1	195	Fr./HS	Thompson Station, Tenn./Summit
39	Jake Eder	LHP	L/L	6-4	220	Jr./2L	Ocean Ridge, Fla./Calvary Christian Academy
40	Sam Hliboki	RHP	L/R	6-3	185	Fr./HS	Los Angeles, Calif./Harvard Westlake
42	Justyn-Henry Malloy	UTL	R/R	6-2	210	So./1L	Bergenfield, N.J./St. Joseph Regional
43	Michael Doolin	RHP	L/R	6-3	200	Fr./HS	Schererville, Ind./Andrean
44	Mason Hickman	RHP	R/R	6-6	230	Jr./2L	Hendersonville, Tenn./Pope John Paull II
45	Chance Huff	RHP	R/R	6-4	210	So./1L	Niceville, Fla./Niceville
49	Ryan Keenan	LHP	L/L	5-10	165	Fr./HS	Lighthouse Point, Fla./Calvary Christian Academy
50	Luke Murphy	RHP	R/R	6-5	175	R-Fr./HS	Cross Plains, Tenn./East Robertson
55	Maxwell Romero Jr.	C	L/R	6-0	185	Fr./HS	Miramar, Fla./Pembroke Pines Charter
66	Thomas Schultz	RHP	R/R	6-6	205	Fr./HS	Mount Carmel, Pa./Our Lady of Lourdes Regional
80	Kumar Rocker	RHP	R/R	6-4	255	So./1L	Athens, Ga./North Oconee

**Head Coach:** 4 Tim Corbin (Ohio Wesleyan '84) – 18th season at Vanderbilt  
**Associate Head Coach:** 26 Scott Brown (SUNY-Cortland '99)  
**Assistant Coach:** 24 Mike Baxter (Vanderbilt '05)  
**Volunteer Coach:** 1 David Macias (Vanderbilt '08)  
**Strength and Conditioning Coach:** Chris Ham (Illinois '05)  
**Director of Baseball Operations:** Brooks Webb (Birmingham Southern '11)  
**Internal Operations Coordinator:** Casey Stangel (Washington '17)  
**Athletic Trainer:** Chris Matarazzo (Springfield College '12)  
**Director of Player Development:** Brandon Barak (Illinois '12)  
**Video Coordinator:** Josh Ruchotzke (Vanderbilt '17)  
**Equipment Manager:** Kevin Collins (Purdue '15)  
**Student Managers:** Sebastian Baca, Drew Baxley, Chase Casali, Jackson Kelley

PRONUNCIATION CHART


Brandon Barak \_\_\_\_\_ BARE-uck  
Mater Dei \_\_\_\_\_ mah-tur day  
Jake Eder \_\_\_\_\_ EE-der  
Sam Hliboki \_\_\_\_\_ luh-BO-kee  
Tate Kolwyck \_\_\_\_\_ COLE-wick  
Troy LaNeve \_\_\_\_\_ luh-neve  
Miramar, Fla. \_\_\_\_\_ MEER-uh-mar  
Kumar Rocker \_\_\_\_\_ KOO-mar  
Josh Ruchotzke \_\_\_\_\_ ruh-CHOT-skee  
Methuen, Mass. \_\_\_\_\_ meth-oo-en

ALPHABETICAL ROSTER


#	Name	Pos.	Yr.
21	Tyler Brown	RHP	Jr.
3	Cooper Davis	OF	Jr.
43	Michael Doolin	RHP	Fr.
18	Will Duff	UTL	Fr.
20	Ty Duvall	C	Sr.
39	Jake Eder	LHP	Jr.
32	Hugh Fisher	LHP	Jr.
30	Sterling Hayes	IF	So.
44	Mason Hickman	RHP	Jr.
40	Sam Hliboki	RHP	Fr.
11	Matt Hogan	OF	So.
45	Chance Huff	RHP	So.
34	Spencer Jones	UTL	Fr.
33	Erik Kaiser	RHP	Jr.
12	Dominic Keegan	UTL	So.
49	Ryan Keenan	LHP	Fr.
6	Tate Kolwyck	OF	So.
19	Troy LaNeve	OF	Fr.
22	Jack Leiter	RHP	Fr.
29	Nick Maldonado	RHP	Fr.
42	Justyn-Henry Malloy	UTL	So.
16	Austin Martin	UTL	Jr.
35	Chris McElvain	RHP	Fr.
10	T.J. McKenzie	IF	Fr.
50	Luke Murphy	RHP	R-Fr.
25	Parker Noland	IF	Fr.
2	Harrison Ray	IF	Sr.
80	Kumar Rocker	RHP	So.
5	CJ Rodriguez	C	Fr.
55	Maxwell Romero Jr.	C	Fr.
66	Thomas Schultz	RHP	Fr.
27	Ethan Smith	RHP	So.
8	Isaiah Thomas	OF	So.
9	Carter Young	IF	Fr.

EXPERIENCE BREAKDOWN

Seniors (2) \_\_\_\_\_ Duvall, Ray  
Juniors (7) \_\_\_\_\_ Brown, Davis, Eder, Fisher,  
Hickman, Kaiser, Martin  
Sophomores (9) \_\_\_\_\_ Hayes, Hogan, Huff, Keegan,  
Kolwyck, Malloy, Rocker, Smith, Thomas  
Redshirt Freshman (1) \_\_\_\_\_ Murphy  
Freshmen (15) \_\_\_\_\_ Doolin, Duff, Hliboki, Jones, Keenan,  
Laneve, Leiter, Maldonado, McElvain, McKenzie,  
Noland, Rodriguez, Romero Jr., Schultz, Young



**Harrison Ray**  
Jr. ★ 5-11 ★ 200 ★ R/R  
IF ★ Longwood, Fla.



**Cooper Davis**  
Jr. ★ 5-10 ★ 175 ★ L/R  
OF ★ Mississauga, Ontario



**CJ Rodriguez**  
Fr. ★ 5-10 ★ 185 ★ R/R  
C ★ Newport Beach, Calif.



**Tate Kolwyck**  
So. ★ 5-11 ★ 185 ★ R/R  
OF ★ Memphis, Tenn.



**Isaiah Thomas**  
So. ★ 6-2 ★ 190 ★ R/R  
OF ★ Palm Beach Gardens, Fla.




**Carter Young**  
Fr. ★ 6-0 ★ 177 ★ S/R  
IF ★ Selah, Wash.



**T.J. McKenzie**  
Fr. ★ 6-1 ★ 160 ★ R/R  
IF ★ Loxahatchee, Fla.



**Matt Hogan**  
So. ★ 6-0 ★ 190 ★ L/R  
OF ★ Melville, N.Y.




**Dominic Keegan**  
So. ★ 6-0 ★ 210 ★ R/R  
UTL ★ Methuen, Mass.




**Austin Martin**  
Jr. ★ 6-0 ★ 175 ★ R/R  
UTL ★ Jacksonville, Fla.




**Will Duff**  
Fr. ★ 5-11 ★ 185 ★ R/R  
UTL ★ Springfield, Mo.




**Troy Laneve**  
Fr. ★ 6-0 ★ 210 ★ L/R  
OF ★ Pittsburgh, Pa.




**Ty Duvall**  
Sr. ★ 5-10 ★ 185 ★ L/R  
C ★ Lebanon, Ohio




**Tyler Brown**  
Jr. ★ 6-4 ★ 233 ★ R/R  
RHP ★ Ashland, Ohio




**Jack Leiter**  
Fr. ★ 6-1 ★ 195 ★ R/R  
RHP ★ Summit, N.J.



**Parker Noland**  
Fr. ★ 6-1 ★ 195 ★ L/R  
IF ★ Knoxville, Tenn.




**Ethan Smith**  
So. ★ 6-1 ★ 200 ★ R/R  
RHP ★ Mt. Juliet, Tenn.




**Nate Maldonado**  
Fr. ★ 6-2 ★ 195 ★ R/R  
RHP ★ Short Hills, N.J.




**Sterling Hayes**  
So. ★ 6-1 ★ 190 ★ R/R  
IF ★ San Diego, Calif.



**Hugh Fisher**  
Jr. ★ 6-5 ★ 187 ★ R/L  
LHP ★ Eads, Tenn.



**Erik Kaiser**  
Jr. ★ 6-4 ★ 215 ★ R/R  
RHP ★ Waterloo, Ill.



**Spencer Jones**  
Fr. ★ 6-7 ★ 205 ★ L/L  
UTL ★ Encinitas, Calif.




**Chris McElvain**  
Fr. ★ 6-1 ★ 195 ★ R/R  
RHP ★ Thompson Station, Tenn.




**Jake Eder**  
Fr. ★ 6-4 ★ 220 ★ L/L  
LHP ★ Ocean Ridge, Fla.



**Sam Hliboki**  
Fr. ★ 6-3 ★ 185 ★ L/R  
RHP ★ Los Angeles, Calif.




**Justyn-Henry Malloy**  
So. ★ 6-2 ★ 210 ★ R/R  
UTL ★ Bergenfield, N.J.




**Michael Doolin**  
Fr. ★ 6-3 ★ 200 ★ L/R  
RHP ★ Schererville, Ind.



**Mason Hickman**  
Jr. ★ 6-6 ★ 230 ★ R/R  
RHP ★ Hendersonville, Tenn.



**Chance Huff**  
So. ★ 6-4 ★ 210 ★ R/R  
RHP ★ Niceville, Fla.



**Ryan Keenan**  
Fr. ★ 5-10 ★ 165 ★ L/L  
UTL ★ Lighthouse Point, Fla.



**Luke Murphy**  
R-Fr. ★ 6-5 ★ 175 ★ R/R  
RHP ★ Cross Plains, Tenn.




**Maxwell Romero Jr.**  
Fr. ★ 6-0 ★ 185 ★ L/R  
C ★ Miramar, Fla.



**Thomas Schultz**  
Fr. ★ 6-6 ★ 205 ★ R/R  
RHP ★ Mount Carmel, Pa.



**Kumar Rocker**  
So. ★ 6-4 ★ 255 ★ R/R  
RHP ★ Athens, Ga.




**Tim Corbin**  
Head Coach  
18th Season



**Scott Brown**  
Associate Head Coach  
8th Season



**Mike Baxter**  
Assistant Coach  
3rd Season



**David Macias**  
Volunteer Assistant Coach  
3rd Season