




VANDERBILT®

2020 BASEBALL GAME NOTES



Vanderbilt Athletic Communications ★ 2601 Jess Neely Dr. Nashville, TN 37212
Baseball Contact: Andrew Pate ★ Cell: 713.387.9119 ★ Email: andrew.pate@vanderbilt.edu
VUCommodores.com ★ Twitter: @VandyBoys

2020 SCHEDULE/RESULTS

OVERALL: 0-0 | SEC: 0-0 | H: 0-0 | A: 0-0 | N: 0-0

FEBRUARY (0-0)

14	vs. No. 13 Michigan#	6 p.m.	Scottsdale, Ariz.
15	vs. UConn#	6 p.m.	Scottsdale, Ariz.
16	vs. Cal Poly#	3 p.m.	Scottsdale, Ariz.
18	South Alabama	4:30 p.m.	Nashville, Tenn.
19	South Alabama	4:30 p.m.	Nashville, Tenn.
21	Illinois-Chicago	4:30 p.m.	Nashville, Tenn.
22	Illinois-Chicago	2 p.m.	Nashville, Tenn.
23	Illinois-Chicago	1 p.m.	Nashville, Tenn.
25	Evansville	4:30 p.m.	Nashville, Tenn.
26	Saint Louis	4:30 p.m.	Nashville, Tenn.
28	Hawaii	4:30 p.m.	Nashville, Tenn.
29	Hawaii	2 p.m.	Nashville, Tenn.

MARCH (0-0)

1	Hawaii	Noon	Nashville, Tenn.
3	Central Arkansas	4:30 p.m.	Nashville, Tenn.
6	at UCLA	8 p.m.	Los Angeles, Calif.
7	at USC	4 p.m.	Los Angeles, Calif.
8	vs. TCU\$	Noon	Los Angeles, Calif.
11	Toledo	6:30 p.m.	Nashville, Tenn.
13	Kentucky*	6:30 p.m.	Nashville, Tenn.
14	Kentucky*	2 p.m.	Nashville, Tenn.
15	Kentucky*	1 p.m.	Nashville, Tenn.
17	vs. Belmont^	6:30 p.m.	Nashville, Tenn.
20	at Tennessee*	5:30 p.m.	Knoxville, Tenn.
21	at Tennessee*	11 a.m.	Knoxville, Tenn.
22	at Tennessee*	11 a.m.	Knoxville, Tenn.
24	vs. Lipscomb^	6:30 p.m.	Nashville, Tenn.
27	Georgia*	6:30 p.m.	Nashville, Tenn.
28	Georgia*	2 p.m.	Nashville, Tenn.
29	Georgia*	1 p.m.	Nashville, Tenn.
31	Tennessee Tech	6:30 p.m.	Nashville, Tenn.

APRIL (0-0)

2	at LSU*	6 p.m.	Baton Rouge, La.
3	at LSU*	7:30 p.m.	Baton Rouge, La.
4	at LSU*	3 p.m.	Baton Rouge, La.
7	Western Kentucky	6:30 p.m.	Nashville, Tenn.
10	South Carolina*	6:30 p.m.	Nashville, Tenn.
11	South Carolina*	2 p.m.	Nashville, Tenn.
12	South Carolina*	11 a.m.	Nashville, Tenn.
14	Indiana State	6:30 p.m.	Nashville, Tenn.
17	at Ole Miss*	6:30 p.m.	Oxford, Miss.
18	at Ole Miss*	2:30 p.m.	Oxford, Miss.
19	at Ole Miss*	1:30 p.m.	Oxford, Miss.
24	Alabama*	6:30 p.m.	Nashville, Tenn.
25	Alabama*	7 p.m.	Nashville, Tenn.
26	Alabama*	2 p.m.	Nashville, Tenn.
28	Austin Peay	6:30 p.m.	Nashville, Tenn.

MAY (0-0)

1	at Missouri*	6:30 p.m.	Columbia, Mo.
2	at Missouri*	2 p.m.	Columbia, Mo.
3	at Missouri*	1 p.m.	Columbia, Mo.
5	Louisville	6 p.m.	Nashville, Tenn.
7	at Florida*	6 p.m.	Gainesville, Fla.
8	at Florida*	5:30 p.m.	Gainesville, Fla.
9	at Florida*	1 p.m.	Gainesville, Fla.
12	Middle Tennessee	6:30 p.m.	Nashville, Tenn.
14	Mississippi State*	6:30 p.m.	Nashville, Tenn.
15	Mississippi State*	6:30 p.m.	Nashville, Tenn.
16	Mississippi State*	2 p.m.	Nashville, Tenn.
19-24	SEC Tournament%	TBA	Hoover, Ala.
29-31	NCAA Regionals	TBA	TBD

JUNE (0-0)

1	NCAA Regionals	TBA	TBD
5-8	NCAA Super Regionals	TBA	TBD
13-24	College World Series+	TBA	Omaha, Neb.

MLB4 Collegiate Baseball Tournament (Salt River Fields)
\$ Dodger Classic (Dedeaux Field)
^ First Tennessee Park
* Southeastern Conference game
% Hoover Met Stadium
+ TD Ameritrade Park

GAMES 1-3



NO. 2 VANDERBILT COMMODORES (0-0) at MLB4 TOURNAMENT

Feb. 14-16, 2020 ★ Scottsdale, Ariz. ★ Salt River Fields at Talking Stick (11,000)

VANDERBILT

Record: 0-0 Overall, 0-0 SEC
Home / Away / Neutral: 0-0 / 0-0 / 0-0
Rankings: D1: 2 | NCBWA: 1 | Coaches: 1
BA: 1 | CB: 2 | PG: 2
Head Coach: Tim Corbin
Career Record: 846-492-1 (23rd)
Record at Vanderbilt: 740-354-1 (18th)



MLB4 TOURNAMENT

vs. No. 13 Michigan, UConn and Cal Poly
Radio: WNSR 560 AM/95.9 FM
Pxp: Max Herz
Television: MLB Network
Pxp: Stephen Nelson
Analysis: Dan O'Dowd + Jim Callis
Stream: MLB.com

OCEANFRONT PROPERTY: For the second consecutive year, Vanderbilt begins its season at the MLB4 Tournament.

- ★ The Commodores took 2-of-3 at the event a season ago, batting .330 with a .430 on-base percentage.
- ★ It marks the third time in the last 13 seasons the Dorees have opened the season in Arizona. In 2008, Vanderbilt defeated Oregon State and Miami (Ohio) and lost to Arizona State in Tempe.

DID YOU KNOW: The last time two College World Series finals participants opened the following season vs. one another was 1991 when 1990 runner-up Oklahoma State visited defending national champion Georgia.

- ★ Georgia defeated Oklahoma State 2-1 in the 1990 CWS finals. Oklahoma State beat Georgia 3-2 in Athens, Georgia, to open the 1991 season.

CWS REMATCH: Vanderbilt took 2-of-3 from Michigan, capturing the program's second national title in six seasons during the 2019 College World Series finals.

- ★ The Dorees held Michigan to 7-for-40 (.175) with runners in scoring position, 2-for-30 (.067) with two outs and 0-for-3 (.000) with the bases loaded.

OPENING WEEKEND: Vanderbilt has won its opening weekend series in seven straight seasons (2013-present).

- ★ Vanderbilt has won six of its last seven opening day matchups. The Commodores are 12-5 on opening day under head coach **Tim Corbin**.
- ★ Friday marks the first time Vanderbilt has opened a season against a Big 10 opponent since 1931 when the Dorees fell to Michigan, 3-2.
- ★ At No. 13 in D1Baseball's poll, Michigan is the highest ranked opening day opponent Vanderbilt has faced since opening at No. 3 Stanford in 2012.

ON THE OPPOSITION:

- ★ Michigan head coach Erik Bakich served as Vanderbilt assistant coach and recruiting coordinator from 2003-09.
- ★ Vanderbilt is 3-0 all-time vs. UConn with the last matchup coming in 2005 -- a 3-0 victory.
- ★ Sunday's contest against Cal Poly is the first in the history of the two programs. The Commodores downed Big West opponent Cal State Fullerton, 14-9, a season ago at the MLB4 Tournament.

NEW YEAR, NEW ME: Vandy returns just three positional players who started 50 percent of last season's games (**Ty Duvall**, **Austin Martin** and **Harrison Ray**).

- ★ The Commodores lost 12 players to the 2019 MLB Draft, including all six draft-eligible pitchers, and two additional to graduation.
- ★ Vanderbilt welcomes 15 freshmen. The class was ranked tops nationally by Baseball America.

MAJOR LEAGUE DORES: Fifteen former student-athletes made an MLB appearance in 2019, a mark that led the nation.

- ★ Shortstop **Dansby Swanson** (Atlanta) and starting pitcher **Walker Buehler** (L.A. Dodgers) represented Vanderbilt in the 2019 postseason.
- ★ Vanderbilt led the nation with three former players -- all starting pitchers -- selected to the MLB All-Star Game. They included **Buehler**, **Sonny Gray** (Cincinnati) and **Mike Minor** (Texas).

NATIONAL ACCLAIM: Vanderbilt has been recognized as the nation's No. 2 program in D1Baseball.com's bi-annual Top 100 rankings, the publication announced in September.

- ★ The Commodores, who trail only Florida in the rankings, were first in 2015 and second in 2017.
- ★ Vanderbilt is the only school to win multiple national titles (2014, '19) at TD Ameritrade Park and the only school to play in three national titles at the ballpark (2014, '15, '19).

REWIND TO '19: Vanderbilt's march to its second College World Series title in six seasons was a historic one.

- ★ The Commodores' 59 victories were the most for a College World Series champion in three decades. The 59 wins also set an SEC record.
- ★ Vanderbilt set five single-season records in 2019 including home runs (100), RBIs (541), walks (339), runs (578) and strikeouts (765).
- ★ The 2019 Commodores joined the 1993 LSU Tigers as the only program to win the SEC regular season outright, SEC Tournament and national championship in the same season.

THE STREAK CONTINUES: Vanderbilt's stretch of 14 consecutive NCAA Tournament appearances (2006-19) under head coach **Tim Corbin** is tied for the longest streak by a head coach in SEC history.

★ Coach	Streak	Start-End
Tim Corbin	14	2006-present
Dave Van Horn (Ark.)	14	2003-2015
Skip Bertman (LSU)	13	1989-2001
Rob Childress (A&M)	13	2007-present
Ray Tanner (USC)	13	2000-2012
Kevin O'Sullivan (UF)	12	2008-present

MOUND PRESENCE: Commodore returning pitchers went 34-6 with a 3.13 ERA in 374.0 innings a season ago.

- ★ The group accounted for 91% of saves, 62% of appearances, 61% of strikeouts, 58.5% of innings pitched and 47.9% of games started in 2019.
- ★ Relief pitcher **Tyler Brown** is a first-team preseason All-SEC honoree and starting pitcher **Kumar Rocker** has been recognized on the second team.

NO. 4, MR. TIM CORBIN: Head coach **Tim Corbin** is in his 18th season (2003-present) at the helm. Corbin has led the Commodores to 15 NCAA Tournaments, nine Super Regionals, four College World Series, two national titles (2014, 2019) and one national runner-up (2015).

- ★ Corbin is 740-354-1 (.676) at Vandy and became the program's all-time winningest coach with a 9-4 victory on March 4, 2018 against Houston.
- ★ Under Corbin, 48 players have been named an All-American including 14 who have received first-team recognition.
- ★ In the Corbin era, 24 players have gone on to play in the Major Leagues, the most in the SEC since 2003.

ARMS RACE: In 2019, Vanderbilt became the first NCAA program in history to have three Major League Baseball pitchers reach 200 strikeouts in the same season.

- ★ The trio included **Walker Buehler** (207), **Sonny Gray** (205) and **Mike Minor** (200).
- ★ Four NCAA programs have boasted two 200-plus strikeout pitchers in the same season (Southern Cal, Stetson, Texas and UCLA).

AUSTIN POWERS: Vanderbilt's **Austin Martin** stands as college baseball's No. 1 prospect for the 2020 MLB Draft according to Perfect Game.

- ★ The Top 125 list is highlighted by a national-best seven Dores including **Hugh Fisher** (No. 12), **Jake Eder** (No. 39), **Tyler Brown** (No. 49), **Mason Hickman** (No. 65), **Ethan Smith** (No. 92), and **Cooper Davis** (No. 113).

WELCOME TO THE HAWK: The Commodores have been tough to beat at Hawkins Field since opening its gates in 2002. Vanderbilt boasts a 469-165-1 (.739) all-time record at its home including a 361-106-1 (.772) mark since the start of the 2007 season.

- ★ The Dores won all eight regular season home series in 2019 and won 6-of-7 in 2018. Vandy has won 54-of-66 three-game sets at The Hawk since 2011.

SEC RECORD DRAFT: Vandy matched an SEC record (2016 Texas A&M; 2018 Kentucky) and set a school record with 13 players selected in the 2019 MLB Draft.

Rd.	Name	Pos.	Team
1st	JJ Bleday	OF	Miami
6th	Drake Fellows	RHP	San Diego
9th	Philip Clarke	C	Toronto
9th	Ethan Paul	SS	Pittsburgh
10th	Stephen Scott	OF	Boston
13th	Zach King	LHP	Miami
13th	Jackson Gillis	LHP	Milwaukee
16th	Joe Gobillot	LHP	Tampa Bay
17th	AJ Franklin	LHP	Kansas City
17th	Patrick Raby	RHP	Cincinnati
17th	Pat DeMarco	OF	N.Y. Yankees
25th	Ty Duvall	C	Oakland
36th	Julian Infante	1B	Miami

SEC FAVORITES: Vanderbilt is the preseason favorite to win the Southeastern Conference according to the league's head coaches. The Commodores garnered eight first-place votes while Florida had the second most with two.

DE-FENSE: Vanderbilt finished atop the SEC and 10th in the nation with a .980 fielding percentage in 2019.

- ★ The school record for fielding percentage is .981 and was set in 2018 as the Dores finished fifth nationally.

#SENIORSZN: Vandy will rely, in part, on senior catcher **Ty Duvall** and senior infielder **Harrison Ray** in 2020.

- ★ The tandem has reached at least the NCAA Super Regionals in their first three seasons while helping the Commodores to a combined 130-63 record.

WHAT'S NEXT: Vanderbilt opens an 11-game homestand on Tuesday against South Alabama.

- ★ The Commodores return west in early March, visiting UCLA (March 6) and USC (March 7) before facing TCU (March 7) in a neutral site contest.

VANDERBILT RECORD WHEN ...

	2019
SEC Standing	1st, +2.0
SEC East Standing	1st, +2.0
Home/Road/Neutral	28-5/13-4/18-3
Day/Night	25-10/34-2
vs. RH/LH starters	40-6/19-6
Leading after 6 innings	54-3
Tied after 6 innings	3-0
Trailing after 6 innings	2-9
Leading after 7 innings	50-3
Tied after 7 innings	3-0
Trailing after 7 innings	4-9
Leading after 8 innings	51-2
Tied after 8 innings	2-1
Trailing after 8 innings	3-9
Vanderbilt scores first	41-4
Opponents score first	18-8
Shutouts	6-1
Scoring less than 3 runs	3-4
Scoring 3 to 5 runs	15-4
Scoring 6 or more runs	40-4
Vanderbilt hits HR/hit 0 HR	44-8/14-4
1-run/2-run games	7-3/4-2
Walk-offs	2-1
Extra innings (home/road/neutral)	2-1/0-0/0-0
Series openers/finales	14-0/8-6
Series W-L (home)	8-0
Series W-L (road)	3-2
Series W-L (neutral)	1-0
Series W-L (total)	12-2
Three-game sweeps (home/road)	6-0/0-0
Come-from-behind-wins	20

UPCOMING CAREER MILESTONES

Mason Hickman	200 Strikeouts (195)
Austin Martin	125 Games Played (124)
Harrison Ray	30 Stolen Bases (28)
Kumar Rocker	20 Appearances (19)
Ethan Smith	50 Strikeouts (47)

RETURNING TEAM LEADERS

Batting	
Hits	Austin Martin (105)
Doubles	Austin Martin (19)
Triples	Austin Martin (4)
HR	Austin Martin (10)
RBIs	Austin Martin (46)
Runs	Austin Martin (87)
SB	Harrison Ray (21)
BB	Ty Duvall (42)
AVG	Austin Martin (.392)
OBP	Austin Martin (.486)
SLG	Austin Martin (.604)

Pitching	
ERA (reliever, min. 15.0 IP)	Tyler Brown (2.19)
ERA (starter)	Mason Hickman (2.05)
Wins	Kumar Rocker (12)
Saves	Tyler Brown (17)
Appearances	Tyler Brown (31)
Starts	Kumar Rocker (16)
Innings (reliever)	Tyler Brown (49.1)
Innings (starter)	Kumar Rocker (99.2)
Strikeouts (reliever)	Tyler Brown (65)
Strikeouts (starter)	Mason Hickman (129)

VANDERBILT IN THE NATIONAL RANKINGS (2019)						
DATE	BA	NCBWA	CB	USA	D1	PG
Preseason	1	1	2	2	1	3
Feb. 18	1	2	2	2	1	3
Feb. 25	1	2	2	2	1	3
March 4	1	1	2	1	1	2
March 11	1	1	4	2	1	2
March 18	5	5	6	6	8	6
March 25	4	4	5	5	6	5
April 1	3	3	5	4	5	4
April 8	6	7	6	7	7	7
April 15	6	5	6	5	6	6
April 22	5	4	5	4	5	5
April 29	3	2	2	2	4	4
May 6	2	2	2	2	3	2
May 13	2	2	2	2	2	2
May 20	2	2	2	2	2	2
May 27	2	2	2	2	2	2
June 3	--	--	2	--	--	--
June 10	--	--	1	--	--	--
FINAL	1	1	1	1	1	1
*For consistency, Vanderbilt uses the D1Baseball.com (D1) poll as its primary ranking.						

PROBABLE PITCHING MATCHUPS (2019 STATISTICS)			
DATE	OPPONENT	VANDERBILT STARTER	OPPOSING STARTER
February 14	Michigan	RHP Mason Hickman (9-0, 2.05 ERA)	RHP Jeff Criswell (7-1, 2.72 ERA)
February 15	UConn	RHP Kumar Rocker (12-5, 3.25 ERA)	RHP Colby Dunlop (7-4, 4.31 ERA)
February 16	Cal Poly	LHP Jake Eder (2-0, 2.97 ERA)	RHP Drew Thorpe (N/A)

STUDENT-ATHLETE NOTES (BATTING)

3 ★ Cooper Davis, OF				L/R				5-10				185 lbs.				Jr.				Mississauga, Ontario							
Year	avq	gp-gs	ab	r	h	2b	3b	hr	rbi	tb	slq%	bb	hbp	so	gdp	ob%	sf	sh	sb-att	po	a	e	fld%				
2018	.182	9-3	11	3	2	0	0	0	4	2	.182	2	0	1	0	.286	1	0	1-1	3	0	0	1.000				
2019	.331	35-31	121	26	40	7	2	0	19	51	.421	23	1	19	4	.441	0	5	6-7	53	1	0	1.000				
TOTAL	.318	44-34	132	29	42	7	2	0	23	53	.402	25	1	20	4	.428	1	5	7-8	56	1	0	1.000				

- ★ 113th-best 2020 MLB Draft prospect by Perfect Game
- ★ Reached base in 31 of his 35 appearances and logged a hit in 25 games a season ago
- ★ Batted .371 (13-for-35) with two outs and .365 (19-for-52) with runners on base in 2019
- ★ Reached base in his first 29 games of the season (Feb. 15-April 7) a season ago
- ★ Produced 10 multi-hit games between Feb. 20 and March 21, batting .394 (26-for-66)
- ★ Appeared in just three games after April 14, 2019 due to injury
- ★ Made three starts in nine games played in 2018 before suffering season-ending injury
- ★ First Vanderbilt player in the Tim Corbin era to hail from Canada ... Played for the Canadian Jr. National U18 Team in 2017
- ★ Drafted by the Toronto Blue Jays in the 25th round of the 2017 MLB Draft ... Played for the Toronto Blue Jays Tournament 12 team from 2013-2016

43 ★ Will Duff, UTL		R/R	5-11	185 lbs.	Fr.	Springfield, Mo.
<ul style="list-style-type: none">★ Three-time all-conference honoree at Springfield Catholic (Missouri)★ Ranked as the top shortstop in Missouri by Perfect Game★ Played for the Albany Dutchmen in the Perfect Game Collegiate Baseball League last summer with fellow Vanderbilt freshman Parker Noland★ Named a 2019 ABCA/Rawlings High School Third Team All-American						

20 ★ Ty Duvall, C				L/R				5-11		190 lbs.		Sr.		Lebanon, Ohio									
Year	avg	gp-gs	ab	r	h	2b	3b	hr	rbi	tb	slg%	bb	hbp	so	gdp	ob%	sf	sh	sb-att	po	a	e	fld%
2017	.375	17-4	24	6	9	3	0	0	6	12	.500	6	1	6	1	.516	0	0	0-0	63	3	1	.985
2018	.270	31-15	63	13	17	3	1	3	10	31	.492	15	0	19	2	.405	1	0	1-1	152	11	1	.994
2019	.275	63-35	189	35	52	11	0	5	42	78	.413	42	6	46	1	.418	2	0	0-1	249	23	1	.996
TOTAL	.283	111-54	276	54	78	17	1	8	58	121	.438	63	7	71	4	.424	3	0	1-2	464	37	3	.994

- ★ 2020 coaches' preseason second-team all-SEC
- ★ Selected in the 25th round (pick 764) of the 2019 MLB Draft by the Oakland Athletics
- ★ Helped the Commodores to a 22-1 record in his 23 starts behind the plate in 2019 ... Logged 16 RBIs in his final 16 games and a hit in 15 of his final 20 games
- ★ Collected a combined five hits in the 2019 SEC Tournament semifinals and finals
- ★ Posted a 20-game on-base streak from April 16-May 22, 2019, batting .348 (23-for-66)
- ★ Made 15 starts and 31 appearances in 2018 as a reserve catcher ... Batted .270 while scoring 13 runs and collecting 10 RBIs
- ★ Team captain for Lebanon High School in 2014, 2015 and 2016 ... Perfect Game's No. 1-ranked Ohio recruit in 2016
- ★ Helped Lebanon to Greater Western Ohio Conference South titles from 2014 to 2016
- ★ Played summer ball with Andrew Benintendi (Boston Red Sox) and Chuck Ghyssels (Toronto Blue Jays)

30 ★ Sterling Hayes, INF					R/R			6-1		190 lbs.		So.		San Diego, Calif.									
Year	avg	gp-gs	ab	r	h	2b	3b	hr	rbi	tb	slg%	bb	hbp	so	gdp	ob%	sf	sh	sb-att	po	a	e	fld%
2019	.000	5-0	2	2	0	0	0	0	0	0	.000	2	0	1	0	.500	0	0	0-0	2	2	0	1.000
TOTAL	.000	5-0	2	2	0	0	0	0	0	0	.000	2	0	1	0	.500	0	0	0-0	2	2	0	1.000

- ★ Made five appearances including three at shortstop and two at second base in 2019
- ★ Drew a walk and scored a run on Feb. 16 vs. Cal State Fullerton and March 5, 2019, vs. Davidson
- ★ Lettered four years in baseball and two in football at Francis Parker High School
- ★ Recognized as California's No. 16 shortstop in the class of 2018 (Perfect Game) ... first-team all-league all four years
- ★ Batted a career .318 including an impressive .475 on-base percentage across 124 games
- ★ Served as team captain as a junior and senior ... Recognized on the San Diego All-Academic Team all four years.

STUDENT-ATHLETE NOTES (BATTING)

11 ★ Matt Hogan, OF					L/R			6-0		190 lbs.		So.		Melville, N.Y.									
Year	avg	gp-gs	ab	r	h	2b	3b	hr	rbi	tb	slg%	bb	hbp	so	gdp	ob%	sf	sh	sb-att	po	a	e	fld%
2019	.000	4-0	4	1	0	0	0	0	0	0	.000	1	0	2	0	.200	0	0	0-0	0	0	0	.000
TOTAL	.000	4-0	4	1	0	0	0	0	0	0	.000	1	0	2	0	.200	0	0	0-0	0	0	0	.000

- ★ Made four appearances, finishing 0-for-4 (.000) with a walk and run scored in 2019
- ★ Appeared in the outfield in three of his four games in 2019 ... Walked and scored a run against Davidson on March 5, 2019
- ★ Lettered five years in baseball at Half Hollow Hills East High School under coach Tim Belz ... Also lettered twice in soccer and twice in winter track
- ★ Ranked as New York's top outfielder and seventh overall player in the class of 2018 by Perfect Game
- ★ Holds the Half Hollow Hills East school record for home runs, RBIs and hits ... 51st recipient of the Carl Yastrzemski Award presented to Suffolk's top player
- ★ Batted .401 with 23 runs while posting a 4-1 record and a save as a senior ... Was a three-time all-conference honoree in baseball

34 ★ Spencer Jones, UTL			L/L	6-7	205 lbs.	Fr.	Encinitas, Calif.
<ul style="list-style-type: none">★ SEC's No. 8 impact freshman according to D1Baseball★ At 6-foot-7, Jones is the tallest player to play for head coach Tim Corbin since 2014 (Jared Miller, 6-foot-7)★ Ranked as the top left-handed pitcher in California and second in the nation by Perfect Game in 2019★ Ranked as the No. 78 overall player by Baseball America and 91st by Perfect Game among 2019 draft prospects★ Drafted in the 31st round of the 2019 MLB Draft by the Los Angeles Angels★ Played in the 2018 Perfect Game All-American Classic, pitching one scoreless inning while also picking up a single and a stolen base at the plate							

12 ★ Dominic Keegan, UTL				R/R				6-0				210 lbs.				So.				Methuen, Mass.							
Year	avg	gp-gs	ab	r	h	2b	3b	hr	rbi	tb	slg%	bb	hbp	so	gdp	ob%	sf	sh	sb-att	po	a	e	fld%				
2019	.227	15-0	22	3	5	1	0	0	1	6	.273	2	1	6	0	.320	0	0	0-0	12	3	0	1.000				
TOTAL	.227	15-0	22	3	5	1	0	0	1	6	.273	2	1	6	0	.320	0	0	0-0	12	3	0	1.000				

- ★ Made 15 appearances including seven at catcher and five at designated hitter in 2019
- ★ Over his last eight games of 2019, batted .333 (5-for-15) with three runs and an RBI
- ★ Made his first appearance at catcher on March 5, 2019 vs. Davidson ... Reached base for the first time (HBP) in Game 2 on Feb. 24 against Pepperdine
- ★ Lettered four years in baseball at Central Catholic High School (Massachusetts) ... Also lettered in basketball three years in high school
- ★ Ranked as the top catcher in Massachusetts and 14th nationally from the class of 2018 by Perfect Game ... Named all-conference all four years
- ★ Led the Raiders to four-straight MVC large titles ... Batted .402 (112 for 278) with 75 runs, 69 RBIs and 39 extra-base hits for his high school career
- ★ As a senior, Keegan batted an area-best .463 (38 for 82), with a .546 OBP, .768 slugging, a team-high 19 RBIs and an area-leading 30 runs

6 ★ Tate Kolwyck, OF					R/R			5-11		185 lbs.			Jr.			Memphis, Tenn.							
Year	avg	gp-gs	ab	r	h	2b	3b	hr	rbi	tb	slg%	bb	hbp	so	gdp	ob%	sf	sh	sb-att	po	a	e	fld%
2019	.667	4-0	3	1	2	2	0	0	1	4	1.333	1	0	0	0	.750	0	0	0-0	1	2	0	1.000
TOTAL	.667	4-0	3	1	2	2	0	0	1	4	1.333	1	0	0	0	.750	0	0	0-0	1	2	0	1.000

- ★ SEC's 34th-best 2021 MLB Draft prospect by D1Baseball
- ★ Appeared in four games, playing second base in each outing in 2019
- ★ Lettered four years in baseball at Arlington High School (Tennessee) ... Also lettered four years in football and one in basketball
- ★ Ranked as Tennessee's No. 2 shortstop and 10th overall player in the class of 2018 by Perfect Game
- ★ Named a 2018 Rawlings-Perfect Game Honorable Mention All-American (Southeast - All Region 2nd Team)
- ★ In his career at quarterback, passed for a school-record 10,213 yards, 119 touchdowns, rushed for 859 yards and 13 touchdowns

19 ★ Troy LaNeve, OF		L/R	6-0	210 lbs.	Fr.	Pittsburgh, Pa.
<ul style="list-style-type: none">★ Ranked as Pennsylvania's top third baseman and No. 11 third baseman nationally for the class of 2019 by Perfect Game★ As a senior, batted .378 with 28 RBIs, 11 doubles, five triples and three home runs★ Four-year first-team all-Western Pennsylvania Interscholastic Athletic League (2016-19)★ Earned all-tournament honors in the 2018 WWBA World Championship and the 2018 PGBA 18U Northeast Fall Classic★ Landed on the Rawlings Top Prospect Team at the Perfect Game 2018 National Showcase★ 2018 Gatorade Player of the Year finalist						

- ★ Ranked as Pennsylvania's top third baseman and No. 11 third baseman nationally for the class of 2019 by Perfect Game
- ★ As a senior, batted .378 with 28 RBIs, 11 doubles, five triples and three home runs
- ★ Four-year first-team all-Western Pennsylvania Interscholastic Athletic League (2016-19)
- ★ Earned all-tournament honors in the 2018 WWBA World Championship and the 2018 PGBA 18U Northeast Fall Classic
- ★ Landed on the Rawlings Top Prospect Team at the Perfect Game 2018 National Showcase
- ★ 2018 Gatorade Player of the Year finalist

STUDENT-ATHLETE NOTES (BATTING)

42 ★ Justyn-Henry Malloy, UTL				R/R				6-2		210 lbs.		So.		Bergenfield, N.J.									
Year	avq	gp-gs	ab	r	h	2b	3b	hr	rbi	tb	slg%	bb	hbp	so	gdp	ob%	sf	sh	sb-att	po	a	e	fld%
2019	.067	14-0	15	3	1	0	0	0	2	1	.067	6	1	4	1	.364	0	0	0-0	6	0	0	1.000
TOTAL	.067	14-0	15	3	1	0	0	0	2	1	.067	6	1	4	1	.364	0	0	0-0	6	0	0	1.000

- ★ Made 14 appearances including three at first base and a pair at third base a season ago
- ★ Drew six walks including four free passes in his first six games
- ★ Lettered four years in baseball at St. Joseph Regional (New Jersey)
- ★ Ranked as New Jersey's top third baseman and fourth overall player in the class of 2018 by Perfect Game
- ★ Named a 2018 Rawlings-Perfect Game 3rd Team All-American (Northeast - All Region 1st Team)
- ★ Helped Team USA to a Pan American gold medal ... Named USA Baseball Organizational Player of the Year

16 ★ Austin Martin, UTL					R/R			6-0		170 lbs.		Jr.		Jacksonville, Fla.									
Year	avg	gp-gs	ab	r	h	2b	3b	hr	rbi	tb	slg%	bb	hbp	so	gdp	ob%	sf	sh	sb-att	po	a	e	fld%
2018	.338	59-58	222	44	75	14	0	1	19	92	.414	35	12	46	1	.452	1	3	22-30	157	11	2	.988
2019	.392	65-65	268	87	105	19	4	10	46	162	.604	40	12	34	5	.486	3	0	18-23	57	91	9	.943
TOTAL	.367	124-123	490	131	180	33	4	11	65	254	.518	75	24	80	6	.470	4	3	40-53	214	102	11	.966

- ★ Nation's top 2020 MLB Draft prospect by Perfect Game ... 2020 SEC preseason player of the year by D1Baseball
- ★ Four-time 2020 first-team preseason All-American (Baseball America, Collegiate Baseball, D1Baseball, Perfect Game)
- ★ 2020 coaches' preseason first-team all-SEC
- ★ 2019 First-Team All-SEC ... Baseball America First-Team All-American ... Collegiate Baseball Second-Team All-American
- ★ NCAA Nashville Regional All-Tournament Team honoree ... Golden Spikes Semifinalist ... Dick Howser Trophy Semifinalist
- ★ First player to hit a CWS leadoff home run since Florida's Harrison Bader vs. Miami (FL) on June 17, 2015
- ★ Became the 53rd player in the CWS to post a multi-homer game ... Only second of those 53 to account for all of his teams' RBIs.
- ★ Became Vanderbilt's single-season program leader in runs scored with a pair during Vandy's SEC Tournament title game vs. Ole Miss.
- ★ Set Vanderbilt's single-season program record for runs scored (87) in 2019 ... Finished tied for second in single-season program history with 105 hits
- ★ Led the SEC in average (.392), hits per game (1.62), on-base percentage (.486) and runs (87)
- ★ Named to College World Series team after recording four RBIs and as many runs
- ★ His .392 average was the highest for a Commodore since Warner Jones (.414) in 2004
- ★ Batted .424 in SEC games (50-for-118), scoring 39 runs with a .500 on-base percentage
- ★ Name NCBWA National Hitter of the Week and SEC Player of the Week after reaching base in 12 of his 16 plate appearances on opening weekend
- ★ Named a 2018 Freshman All-American by Baseball America, Collegiate Baseball, NCBWA and Perfect Game ... Led Vandy with 20 multi-hit games
- ★ Recorded a hit in 47 of his 58 games including finishing 2018 on a 10-game hitting streak
- ★ Led the SEC with 22 stolen bases in 2018 ... His stolen-base mark was the most for a Vandy freshman since Xavier Turner had as many in 2013
- ★ Started 58 at six positions in 2018 including center field (13x), first base (13x), left field (12x), third base (9x), designated hitter (9x) and shortstop (2x)
- ★ Was named to the 2018 NCAA Clemson Regional All-Tournament Team after batting .385 (5-for-13) with four runs and six total bases in three games
- ★ In six NCAA Tournament games (2018), he hit a team-leading .385 (10-for-26) with five runs and three doubles ... Batted leadoff in 52 games

10 ★ T.J. McKenzie, IF	R/R	6-1	160 lbs.	Fr.	Loxahatchee, Fla.
------------------------	-----	-----	----------	-----	-------------------

- ★ Drafted by the St. Louis Cardinals in the 39th round of the 2019 MLB Draft
- ★ Team co-captain as a senior
- ★ Third-ranked shortstop and 10th overall player in Florida according to Perfect Game ... Tabbed the 16th-ranked shortstop nationally by the publication
- ★ Older brother, Triston, also committed to Vanderbilt before being drafted by the Cleveland Indians with the 42nd overall pick in 2015
- ★ Lettered two years in basketball at The Benjamin School

25 ★ Parker Noland, IF	L/R	6-1	195 lbs.	Fr.	Knoxville, Tenn.
-------------------------------	------------	------------	-----------------	------------	-------------------------

- ★ Drafted by the Miami Marlins in the 31st round of the 2019 MLB Draft
- ★ Second-ranked third baseman and 12th overall player in Tennessee according to Perfect Game ... Also 25th ranked third baseman nationally by publication.
- ★ 2019 Mr. Baseball (Tennessee) finalist ... 2018 Mr. Baseball (Tennessee)
- ★ Hit .464 with seven home runs, 44 RBIs and 46 runs as a senior to help lead Farragut High School to its 10th Class AAA state championship
- ★ Posted highest single-season average in Farragut history (.520) as a junior

STUDENT-ATHLETE NOTES (BATTING)

2 ★ Harrison Ray, INF						R/R		5-11		190 lbs.		Sr.		Longwood, Fla.									
Year	avg	gp-gs	ab	r	h	2b	3b	hr	rbi	tb	slg%	bb	hbp	so	gdp	ob%	sf	sh	sb-att	po	a	e	fld%
2017	.244	32-17	78	16	19	2	1	1	12	26	.333	11	1	20	4	.333	3	0	2-5	16	7	1	.958
2018	.242	42-22	91	13	22	4	3	1	14	35	.385	6	3	26	2	.307	1	0	5-6	28	33	6	.910
2019	.276	66-64	232	50	64	18	2	2	38	92	.397	30	4	73	2	.358	8	7	21-24	92	118	8	.963
TOTAL	.262	140-103	401	79	105	24	6	4	64	153	.382	47	8	119	8	.342	12	7	28-35	136	158	15	.951

- ★ 2020 coaches' preseason second-team all-SEC
- ★ Team leader with 21 stolen bases in 24 attempts in 2019
- ★ Set an SEC Tournament championship game record with three doubles vs. Ole Miss
- ★ Logged 17 multi-hit games and seven multi-RBI games in 2019 ... Finished second on the team with nine doubles in SEC games
- ★ Closed his season with an 11-game on-base streak, drawing 12 walks in that span
- ★ Recorded three hits, two runs and two RBIs in the College World Series finals
- ★ In 2018, made 22 starts at four different positions in 42 appearances, batting .242
- ★ Thirteen starts at third base, five starts at center field, two starts at left field, and two starts at right field in 2018
- ★ Tied team-high four runs and five hits while batting .385 at 2018 NCAA Nashville Super Regional

5 ★ CJ Rodriguez, C	R/R	5-10	185 lbs.	Fr.	Newport Beach, Calif.
---------------------	-----	------	----------	-----	-----------------------

- ★ Fourth-ranked catcher in California and 23rd ranked catcher nationally in the class of 2019 according to Perfect Game
- ★ As a senior, he hit .350, 40 RBIs, 13 doubles, two triples and a home run
- ★ All-tournament at the 2018 WWBA World Championship, 2018 Ways to Play Powered by MLB & Perfect Game and 2018 17U Perfect Game World Series
- ★ Played with teammate and fellow freshman Ryan Keenan for the DiamondDawgs in the 2019 summer Perfect Game Collegiate Baseball League
- ★ Participated in the 2018 Dream Series operated by Major League Baseball and USA Baseball alongside teammate Kumar Rocker
- ★ Also lettered four years in basketball

55 ★ Maxwell Romero Jr., C	L/R	6-0	185 lbs.	Fr.	Miramar, Fla.
----------------------------	-----	-----	----------	-----	---------------

- ★ Drafted by the Cincinnati Reds in the 38th round of the 2019 MLB Draft
- ★ Top-ranked catcher in Florida and ninth ranked catcher in the country according to Perfect Game – 17th overall in Florida and 110 overall nationally
- ★ Slugged .466 as a senior, including seven doubles, one triple, five home runs and 33 RBIs
- ★ Played in the Perfect Game 2019 World Showcase earning spots on the Rawlings Top Prospect List and Top Prospect Team
- ★ 2019 First Team All-American catcher; 7A-15 Player of the Year, Hitter of the Year, All-District Team catcher for Pembroke Pines Charter in Florida
- ★ Father, Maxwell, played collegiate baseball at Florida Memorial University

8 ★ Isaiah Thomas, OF	R/R	6-2	190 lbs.	So.	Palm Beach Gardens, Fla.
-----------------------	-----	-----	----------	-----	--------------------------

Year	avg	gp-gs	ab	r	h	2b	3b	hr	rbi	tb	slg%	bb	hbp	so	gdp	ob%	sf	sh	sb-att	po	a	e	fld%
2019	.368	21-6	38	9	14	3	0	3	10	26	.684	1	2	12	0	.405	1	0	1-1	25	0	0	1.000
TOTAL	.368	21-6	38	9	14	3	0	3	10	26	.684	1	2	12	0	.405	1	0	1-1	25	0	0	1.000

- ★ Produced four multi-hit games and two multi-RBI games in 2019
- ★ Recorded a career-high five RBIs, four hits and two homers April 30, 2019 vs. Tennessee Tech
- ★ In an eight-game span from April 9-30, 2019, batted .433 (13-for-30) with 10 RBIs and eight runs
- ★ Batted .320 (8-for-25) with runners and hit .313 (5-for-16) with two outs in 2019
- ★ Lettered four years in baseball at The Benjamin School (Florida)
- ★ Ranked as the No. 26 overall outfielder nationally in the class of 2018 by Perfect Game ... 2018 Rawlings-Perfect Game 3rd Team All-American
- ★ Batted .490 with 34 RBIs, eight home runs and 16 stolen bases as a senior
- ★ His second cousin (dad's side) is five-time NBA Champion and former San Antonio Spurs legend, Tim Duncan

9 ★ Carter Young, IF	S/R	6-0	177 lbs.	Fr.	Selah, Wash.
----------------------	-----	-----	----------	-----	--------------

- ★ SEC's No. 19 impact freshman (D1Baseball)
- ★ 2019 2A Washington State Player of the Year (WSBCA)
- ★ Looking to become second consecutive Vanderbilt starting shortstop from Washington (Ethan Paul -- Bellevue, Washington)
- ★ Named a 2018 Under Armour All-American
- ★ The only underclassman on the gold-medal winning 18U USA National Team
- ★ Led Selah (Wash.) High School to the 2A state championship ... Gatorade Player of the Year for baseball in Washington in 2018
- ★ Top-ranked shortstop and fourth overall prospect in Washington for class of 2019 according to Perfect Game ... 26th-ranked shortstop nationally

STUDENT-ATHLETE NOTES (PITCHING)

21 ★ Tyler Brown, RHP							R/R		6-4		242 lbs.		Jr.		Ashland, Ohio								
Year	era	w-l	app	gs	cq	sho	sv	ip	h	r	er	bb	so	2b	3b	hr	bf	bavg	wp	hbp	bk	sfa	sha
2018	6.03	1-5	20	2	0	0/0	3	37.1	42	26	25	11	41	8	0	3	165	.286	2	4	0	2	1
2019	2.19	3-1	31	0	0	0/3	17	49.1	35	13	12	9	65	6	1	1	192	.193	3	0	0	1	1
TOTAL	3.84	4-6	51	2	0	0/3	20	86.2	77	39	37	20	106	14	1	4	357	.235	5	4	0	3	2

- ★ 2020 coaches' preseason first-team all-SEC
- ★ 2019 First-Team All-SEC relief pitcher ... Collegiate Baseball Second-Team All-American ... Perfect Game First-Team All-American
- ★ Set Vanderbilt's single-season saves record with 17 in 2019 ... His 17 saves led the SEC and ranked second nationally
- ★ Did not allow a run in 15 of his last 16 appearances including five straight (8.2 innings)
- ★ Enters 2020 second in Vandy career saves with 20, trailing Brian Miller's (2012-14) 26
- ★ Did not allow a run in 27 of his 31 appearances and fanned multiple batters 18 times
- ★ Recorded three saves and did not allow a run in 7.2 innings at the College World Series
- ★ Limited opponents to a .229 average in six NCAA Tournament appearances
- ★ In 2018, recorded the third-most appearances on the mound among Vanderbilt pitchers (20)
- ★ Drafted by the Cincinnati Reds in the 26th round of the 2017 MLB Draft after lettering four years at Olentangy Orange High School (Ohio)
- ★ Helped the Pioneers to its first Ohio State Baseball Tournament appearance in school history as a senior

43 ★ Michael Doolin, RHP		L/R	6-3	200 lbs.	Fr.	Hendersonville, Tenn.
<ul style="list-style-type: none">★ SEC's No. 33 impact freshman (D1Baseball)★ Ranked as the Indiana 2019 Player of the Year, and led Andean High School to a 36-1 record★ 2019 Indiana Gatorade Player of the Year ... 2019 Indiana Perfect Game Player of the Year★ Went 14-0 with a 0.45 ERA and 131 strikeouts as a senior★ Won two state championships in high school, including setting a program record with 15 strikeouts in the final★ Undrafted in the 2019 MLB Draft, but highly scouted by numerous teams★ Played in the 2018 WWBA 2019 Grads or 17U National Championship						

- ★ SEC's No. 33 impact freshman (D1Baseball)
 - ★ Ranked as the Indiana 2019 Player of the Year, and led Andrean High School to a 36-1 record
 - ★ 2019 Indiana Gatorade Player of the Year ... 2019 Indiana Perfect Game Player of the Year
 - ★ Went 14-0 with a 0.45 ERA and 131 strikeouts as a senior
 - ★ Won two state championships in high school, including setting a program record with 15 strikeouts in the final
 - ★ Undrafted in the 2019 MLB Draft, but highly scouted by numerous teams
 - ★ Played in the 2018 WWBA 2019 Grads or 17U National Championship
- | 39 ★ Jake Eder, LHP | | L/L | | 6-4 | | 210 lbs. | | Jr. | | Ocean Ridge, Fla. | | | | | | | | | | | | | |
|---------------------|------|-----|-----|-----|----|----------|----|------|----|-------------------|----|----|----|----|----|----|-----|------|----|-----|----|-----|-----|
| Year | era | w-l | app | gs | cq | sho | sv | ip | h | r | er | bb | so | 2b | 3b | hr | bf | bavq | wp | hbp | bk | sfa | sha |
| 2018 | 5.45 | 1-4 | 11 | 9 | 0 | 0/0 | 0 | 33.0 | 25 | 22 | 20 | 22 | 37 | 5 | 0 | 4 | 147 | .210 | 4 | 1 | 0 | 2 | 3 |
| 2019 | 2.97 | 2-0 | 19 | 0 | 0 | 0/1 | 4 | 39.1 | 28 | 18 | 13 | 16 | 41 | 7 | 0 | 2 | 162 | .200 | 2 | 2 | 0 | 1 | 3 |
| TOTAL | 4.11 | 3-4 | 30 | 9 | 0 | 0/1 | 4 | 72.1 | 53 | 40 | 33 | 38 | 78 | 12 | 0 | 6 | 309 | .205 | 6 | 3 | 0 | 3 | 6 |
- ★ 17th-best 2020 MLB Draft prospect by D1Baseball.com ... 38th-best 2020 MLB Draft prospect by Baseball America
 - ★ SEC's 10th-best 2020 MLB Draft prospect by D1Baseball
 - ★ Second among Vanderbilt relievers with a 2.97 ERA and 39.1 innings pitched
 - ★ Notched three-inning save to help Commodores capture 2019 College World Series title
 - ★ Logged 11 multi-inning outings including five frames at Georgia on April 6, 2019
 - ★ Limited opponents to a .190 average (12-for-63) with runners aboard in 2019
 - ★ Held opponents to three runs or fewer in seven of his nine starts in 2018 ... Struck out 37 batters across 33 innings.
 - ★ Drafted by the New York Mets in the 34th round of the 2017 MLB Draft after lettering three years at Delray Beach Atlantic High School (Florida)

32 ★ Hugh Fisher, LHP						R/L		6-5		185 lbs.		Jr.		Eads, Tenn.									
Year	era	w-l	app	gs	cq	sho	sv	ip	h	r	er	bb	so	2b	3b	hr	bf	bavg	wp	hbp	bk	sfa	sha
2018	1.93	2-0	8	0	0	0/0	0	9.1	6	5	2	6	8	0	0	0	39	.194	2	2	0	0	0
2019	4.41	2-0	22	0	0	0/2	4	34.2	31	18	17	21	46	5	1	2	164	.231	7	8	0	1	0
TOTAL	3.89	4-0	30	0	0	0/2	4	44.0	37	23	19	27	54	5	1	2	203	.224	9	10	0	1	0

- ★ 12th-best 2020 MLB Draft prospect by Perfect Game
- ★ Tied for second on the team in 2019 (Zach King) with 22 appearances in 2019 ... Held foes to a .195 average (16-for-82) with runners aboard
- ★ Did not allow a run in 12 of his first 16 appearances (Feb. 16-May 10) in 2019 ... Allowed just two extra-base hits in his last 11 outings (13.2 innings)
- ★ Made eight relief appearances, posting a 1.94 ERA in 2018 ... Limited opponents to a .194 batting average in 9.1 innings while striking out eight
- ★ Named a Rawlings-Perfect Game Second-Team All-American as a senior at Briarcrest Christian High School (Eads, Tenn.)

STUDENT-ATHLETE NOTES (PITCHING)

44 ★ Mason Hickman, RHP					R/R			6-6		230 lbs.		Jr.			Hendersonville, Tenn.								
Year	era	w-l	app	qs	cq	sho	sv	ip	h	r	er	bb	so	2b	3b	hr	bf	bavg	wp	hbp	bk	sfa	sha
2018	5.21	8-2	16	13	1	1/0	0	74.1	71	45	43	30	66	14	1	10	319	.254	4	3	2	5	2
2019	2.05	9-0	20	13	0	0/1	3	96.2	64	24	22	28	129	20	1	7	386	.183	3	6	0	2	0
TOTAL	3.42	17-2	36	26	1	1/1	3	171.0	135	69	65	58	195	34	2	17	705	.215	7	9	2	7	2

- ★ First Team Preseason All-America by Collegiate Baseball ... 65th-best 2020 MLB Draft prospect by Perfect Game
- ★ Struck out nine-plus batters in five of his final six starts of 2019 ... Finished 13th nationally in strikeouts (129) and 20th in WHIP (0.95)
- ★ Notched College World Series-clinching victory, fanning 10 Michigan batters while allowing one run in six innings
- ★ His 2.05 ERA ranked fourth in the SEC and 24th nationally ... Allowed two-or-fewer runs in 12 of his last 13 starts
- ★ Produced a team-high scoreless inning streak of 25 from Feb. 24-April 2
- ★ Helped send Vandy to the College World Series finals behind six scoreless innings June 21 vs. Louisville
- ★ Sunday starter who was named a Freshman All-American by Collegiate Baseball in 2018 ... Tied for third nationally among freshmen with eight victories
- ★ Was one of three SEC freshmen to post a shutout in 2018, doing so with a seven-inning complete game victory against LSU on March 25
- ★ During senior season at Pope John Paul II High School (Hendersonville, Tenn.) was named All-State, All-Region, and Tennessee Mr. Baseball Finalist

40 ★ Sam Hliboki, RHP			L/R	6-3	185 lbs.	Fr.	Los Angeles, Calif.
<div>★ SEC's No. 43 impact freshman (D1Baseball)</div> <div>★ Went 9-1 with a 1.37 ERA and 0.78 WHIP in 72 innings as senior</div> <div>★ Four-year varsity record of 23-3 and 13-1 mark in league play</div> <div>★ 2019 Mission League Pitcher of the Year ... 2019 Daily News Pitcher of the Year</div> <div>★ Was named a 2018 Los Angeles Times All-Star ... Played in the 2018 National Showcase at Tropicana Field in St. Petersburg, Fla.</div> <div>★ His high school, Harvard-Westlake, was ranked No. 17 in MaxPreps' 2019 Preseason Top 100</div> <div>★ Named a 2019 All-USA Preseason team member. bv USA Today</div>							

- ★ SEC's No. 43 impact freshman (D1Baseball)
- ★ Went 9-1 with a 1.37 ERA and 0.78 WHIP in 72 innings as senior
- ★ Four-year varsity record of 23-3 and 13-1 mark in league play
- ★ 2019 Mission League Pitcher of the Year ... 2019 Daily News Pitcher of the Year
- ★ Was named a 2018 Los Angeles Times All-Star ... Played in the 2018 National Showcase at Tropicana Field in St. Petersburg, Fla.
- ★ His high school, Harvard-Westlake, was ranked No. 17 in MaxPreps' 2019 Preseason Top 100
- ★ Named a 2019 All-USA Preseason team member, by USA Today

33 ★ Erik Kaiser, RHP								R/R		6-5		205 lbs.		Jr.		Waterloo, Ill.							
Year	era	w-l	app	qs	cq	sho	sv	ip	h	r	er	bb	so	2b	3b	hr	bf	bavg	wp	hbp	bk	sfa	sha
2019	12.00	0-0	1	1	0	0/0	0	3.0	4	4	4	0	4	0	1	1	14	.308	0	1	0	0	0
TOTAL	12.00	0-0	1	1	0	0/0	0	3.0	4	4	4	0	4	0	1	1	14	.308	0	1	0	0	0

- ★ SEC's 42nd-best 2021 MLB Draft prospect by D1Baseball
- ★ Went 2-0 with a 6.38 ERA across eight appearances and four starts in 2019
- ★ Fanned 21 batters in 18.1 innings including a career-high seven March 5 vs. Davidson
- ★ Did not allow an extra-base hit in his last four outings after permitting three on March 5
- ★ Lettered four years in baseball at Niceville High School (Florida) ... Named 2018 Rawlings-Perfect Game Honorable Mention All-American
- ★ Ranked as Florida's No. 18 right-handed pitcher and No. 46 overall player in the class of 2018 by Perfect Game
- ★ Tossed a no-hitter while striking out 12 batters against South Walton as a senior ... Team-high 74 strikeouts in 48 innings with a 1.90 ERA as a junior
- ★ Named among Top 45 pitchers headed to college per Baseball America ... Served as team captain his senior year

49 ★ Ryan Keenan, LHP			L/L	5-10	165 lbs.	Fr.	Lighthouse Point, Fla.
<ul style="list-style-type: none">★ As a senior, batted .302 and posted a 1.80 ERA ... Struck out 17 batters in 11 innings as a senior★ Played in the 2018 17U Perfect Game World Series, earning all-tournament honors★ Helped lead Calvary Christian Academy to back-to-back Region 4-4A Florida State Championships in 2018 and 2019★ Ranked as the No. 14 outfielder and 89th overall prospect in Florida for the class of 2019 by Perfect Game★ Played with fellow freshman CJ Rodriguez over the summer for the DiamondDawgs in the Perfect Game Collegiate Baseball League★ Uncle, Ed Keenan, played football at Kentucky ... Cousin, Bradley McNulty, played football at Missouri (2011-15)							

- ★ Made his first collegiate start on March 6, 2019 vs. ETSU, allowing four runs on four hits while striking out four
- ★ Made two scoreless appearances during his freshman campaign in 2018 ... Struck out one and did not allow a base runner at Long Beach St. (March 7)
- ★ Lettered three years in baseball and played varsity basketball at Waterloo High School (Illinois)
- ★ Named Rawlings-Perfect Game Honorable Mention and All-USA Today Second-Team All-State as a senior

49 ★ Ryan Keenan, LHP			L/L	5-10	165 lbs.	Fr.	Lighthouse Point, Fla.
<ul style="list-style-type: none">★ As a senior, batted .302 and posted a 1.80 ERA ... Struck out 17 batters in 11 innings as a senior★ Played in the 2018 17U Perfect Game World Series, earning all-tournament honors★ Helped lead Calvary Christian Academy to back-to-back Region 4-4A Florida State Championships in 2018 and 2019★ Ranked as the No. 14 outfielder and 89th overall prospect in Florida for the class of 2019 by Perfect Game★ Played with fellow freshman CJ Rodriguez over the summer for the DiamondDawgs in the Perfect Game Collegiate Baseball League★ Uncle, Ed Keenan, played football at Kentucky ... Cousin, Bradley McNulty, played football at Missouri (2011-15)							

- ★ As a senior, batted .302 and posted a 1.80 ERA ... Struck out 17 batters in 11 innings as a senior
- ★ Played in the 2018 17U Perfect Game World Series, earning all-tournament honors
- ★ Helped lead Calvary Christian Academy to back-to-back Region 4-4A Florida State Championships in 2018 and 2019
- ★ Ranked as the No. 14 outfielder and 89th overall prospect in Florida for the class of 2019 by Perfect Game
- ★ Played with fellow freshman CJ Rodriguez over the summer for the DiamondDawgs in the Perfect Game Collegiate Baseball League
- ★ Uncle, Ed Keenan, played football at Kentucky ... Cousin, Bradley McNulty, played football at Missouri (2011-15)

STUDENT-ATHLETE NOTES (PITCHING)

22 ★ Jack Leiter, RHP

R/R

6-1

195 lbs.

Fr.

Summit, N.J.

- ★ Chosen as SEC's No. 2 impact freshman by D1Baseball ... SEC's third-best 2021 MLB Draft prospect by D1Baseball
- ★ Selected by the New York Yankees in the 20th round of the 2019 MLB Draft
- ★ Ranked as the nation's No. 15 overall high school player and New Jersey's best player in 2019 by Perfect Game
- ★ 2019 New Jersey Gatorade Player of the Year ... 2019 Under Armour All-American
- ★ Struck out 95 batters in 57 innings as a senior
- ★ Selected to play in the 2018 Perfect Game All-American Classic
- ★ Son of Al Leiter – a left-handed pitcher who played for three teams over 19 seasons in the MLB, piling up 1,974 strikeouts, 162 wins, three World Series championships and a no-hitter on May 11, 1996, for the Florida Marlins against the Colorado Rockies
- ★ Uncle, Mark, had 11-year Major League career as right-handed pitcher (1990-99; 2001)
- ★ Thirty-four years after his father, Al, threw back-to-back no-hitters for Central Regional High School in Bayville, New Jersey, Jack threw a no-hitter in 2018 for Delbarton to advance to the NJSIAA Non-Public A, North championship

29 ★ Nick Maldonado, RHP

R/R

6-2

195 lbs.

Fr.

Short Hills, N.J.

- ★ Ranked as the No. 3 overall player in the state of New Jersey and the No. 2 shortstop in the state in 2019 according to Perfect Game
- ★ Missed senior season due to injury ... Went 6-2 with 70 strikeouts in 52 innings as a junior and batted .411 with 18 RBIs
- ★ Named to Rawlings-Perfect Game Senior Preseason All-American Third Team in 2019
- ★ Threw a no-hitter with 11 strikeouts as a junior to lead Seton Hall Prep to the quarterfinals of the Non-Public A in New Jersey in 2018
- ★ Brother, Frank, played baseball at Pittsburgh (2014-18) ... Sister, Alexa, played softball at Notre Dame (2009-12)

35 ★ Chris McElvain, RHP

R/R

6-1

195 lbs.

Fr.

Thompson Station, Tenn.

- ★ 0.73 ERA and .422 batting average in four-year varsity career
- ★ Ranked the top catcher in Tennessee and third overall player in the state
- ★ Earned 2019 ABCA/Rawlings first team high school all-American honors as a pitcher
- ★ Won a gold medal as part of the 15 and under USA baseball team at the Pan American Games in Mexico in 2015
- ★ Played for the South Nashville team in the 2013 Little League World Series ... team was eliminated in the loser's bracket semifinals

50 ★ Luke Murphy, RHP

R/R

6-5

175 lbs.

R-Fr.

Cross Plains, Tenn.

- ★ Redshirted in 2019 after undergoing Tommy John surgery
- ★ Product of East Robertson High School in Cross Plains, Tenn. ... Also lettered four years in basketball and one in golf
- ★ Tennessee's No. 4 right-handed pitcher and eighth overall player in the class of 2018 according to Perfect Game
- ★ Cousin, Will Clinard, was a three-time letter-winner for Vanderbilt baseball from 2010-12
- ★ Father, Neil played baseball at Austin Peay ... Uncle, Seth Massey, played baseball at Austin Peay

80 ★ Kumar Rocker, RHP

R/R

6-4

255 lbs.

So.

Athens, Ga.

Year	era	w-l	app	qs	cq	sho	sv	ip	h	r	er	bb	so	2b	3b	hr	bf	bavg	wp	hbp	bk	sfa	sha
2019	3.25	12-5	19	16	1	1/0	0	99.2	88	40	36	21	114	18	2	2	414	.233	7	7	5	3	6
TOTAL	3.25	12-5	19	16	1	1/0	0	99.2	88	40	36	21	114	18	2	2	414	.233	7	7	5	3	6

- ★ SEC's top 2021 MLB Draft prospect by D1Baseball ... First Team Preseason All-America by D1Baseball
- ★ 2019 College World Series Most Outstanding Player after going 2-0 with a 1.46 ERA
- ★ 2019 SEC All-Freshman Team ... Nation's top-ranked freshman (Perfect Game) ... SEC's No. 3-ranked prospect for the 2021 MLB Draft (D1Baseball)
- ★ NCAA Nashville Regional All-Tournament Team ... Second-highest rated high school right-handed pitcher in the 2018 MLB Draft by MLB.com
- ★ Set a Vanderbilt College World Series record with 11 strikeouts vs. Michigan
- ★ Struck out 19 batters and tossed Vanderbilt's first individual no-hitter since 1971 as part of a 3-0 victory against Duke in the super regionals
- ★ Became the first pitcher to throw a no-hitter in the super regionals and eighth to do so in the NCAA Tournament
- ★ Went 10-1 with a 2.17 ERA in his last 11 starts, striking out 82 in 70.2 innings
- ★ Fanned five-plus batters in 14 of his last 15 starts and six-plus in 11 of his last 14 starts
- ★ In four NCAA Tournament starts, went 4-0 with a 0.96 ERA alongside a 44-5 strikeout-to-walk ratio
- ★ Held opponents to three earned runs or fewer in 18 of his last 19 appearances
- ★ Honored as the 2017-18 Gatorade Georgia Baseball Player of the Year... Tabbed an Under Armour All-American
- ★ Lettered four years in baseball and two years in football at North Oconee High School (Athens, Ga.).
- ★ Father, Tracy, played college football at Auburn and was the first SEC player to win both the Lombardi Award and the Outland Trophy

STUDENT-ATHLETE NOTES (PITCHING)

66 ★ Thomas Schultz, RHP

R/R

6-6

205 lbs.

Fr.

Mount Carmel, Pa.

- ★ Won Omaha Challenge for pitchers
- ★ Went 7-2 with a 0.29 ERA and .407 batting average as a senior
- ★ Fifth-ranked right-handed pitcher and 15th overall player in Pennsylvania in 2019 according to Perfect Game
- ★ First-team all-league four consecutive seasons (2016-19)
- ★ Set the career scoring record for Lourdes Regional boys basketball with 2,335 points
- ★ Earned first-team all-state as a senior in basketball, averaging 22.6 points, 11.5 rebounds, 3.8 steals and 3.5 assists

27 ★ Ethan Smith, RHP

R/R

6-1

200 lbs.

So.

Mt. Juliet, Tenn.

Year	era	w-l	app	gs	cq	sho	sv	ip	h	r	er	bb	so	2b	3b	hr	bf	bavg	wp	hbp	bk	sfa	sha
2019	3.27	4-0	17	0	0	0/2	0	33.0	17	13	12	17	47	5	1	1	137	.150	4	5	1	1	1
TOTAL	3.27	4-0	17	0	0	0/2	0	33.0	17	13	12	17	47	5	1	1	137	.150	4	5	1	1	1

- ★ 92nd-best 2020 MLB Draft prospect by Perfect Game ... SEC's 33rd-best 2020 MLB Draft prospect by D1Baseball
- ★ Went 4-0 with a 3.27 ERA in 17 relief appearances, spanning 33.0 innings in 2019
- ★ Recorded a staff-best .150 opponent average and .148 mark with runners aboard in 2019
- ★ His eight strikeouts vs. South Carolina (May 3) matched the most for a Vandy reliever
- ★ Over his final 15 appearances (29.2 innings), posted a 4-0 record and 2.43 ERA
- ★ Recognized as Tennessee's top right-handed pitcher and the state's third-best overall player in the class of 2018 by Perfect Game
- ★ Threw the first perfect game in the history of the Perfect Game Tournament in Jupiter, Fla.... 2018 Rawlings-Perfect Game First-Team All-American
- ★ Led Mt. Juliet (Tenn.) High School to the 2016 and 2018 District 9-AAA title ... Captain of the team as a junior and a senior
- ★ Brother, Brandon, played baseball at Tennessee Tech; brother Austin, played at Columbia State CC and other brother, Jonathan played at Tufts University

HITTING STREAKS

PLAYER	LONGEST	CURRENT
Martin	12	--
Ray	10	3
Davis	9	--
Duvall	8	--
Gonzalez	7	--
Thomas	3	--
Keegan	2	2
Kolwyck	1	1
Malloy	1	--

REACHED-BASE STREAKS

PLAYER	LONGEST	CURRENT
Martin	37	1
Davis	29	--
Duvall	20	14
Gonzalez	15	--
Ray	11	11
Thomas	4	--
Keegan	3	3
Hayes	2	--
Malloy	2	--
Kolwyck	1	1
Hogan	1	--

SCORELESS-INNING STREAK

PLAYER	LONGEST	CURRENT
Hickman	25.0	6.0
Brown	16.2	8.2
Huff	6.2	1.1
Smith	8.0	0.1
Fisher	7.0	0.0
Eder	10.2	1.1
Rocker	20.2	0.0
Kaiser	2.0	--



The Automated ScoreBook
Overall Statistics for Vanderbilt (as of Jun 26, 2019)
(All games Sorted by Batting avg)



Record: 59-12 Home: 28-5 Away: 13-4 Neutral: 18-3 SEC: 23-7

Player	avg	gp-gs	ab	r	h	2b	3b	hr	rbi	tb	slg%	bb	hp	so	gdp	ob%	sf	sh	sb-att	po	a	e	fld%
16 Austin Martin	.392	65-65	268	87	105	19	4	10	46	162	.604	40	12	34	5	.486	3	0	18-23	57	91	9	.943
51 JJ Bleday	.347	71-71	274	82	95	14	1	27	72	192	.701	61	5	58	4	.465	6	1	1-2	108	2	2	.982
19 Stephen Scott	.325	69-69	252	68	82	21	1	14	61	147	.583	47	9	71	2	.445	2	0	5-6	187	14	3	.985
10 Ethan Paul	.315	71-71	286	55	90	23	1	9	73	142	.497	32	6	64	4	.386	8	0	11-13	74	170	9	.964
5 Philip Clarke	.308	70-70	279	49	86	13	4	9	70	134	.480	31	7	43	5	.388	3	0	3-5	436	64	5	.990
18 Pat DeMarco	.293	53-53	205	49	60	19	3	7	50	106	.517	24	5	63	4	.376	3	0	7-10	108	1	0	1.000
2 Harrison Ray	.276	66-64	232	50	64	18	2	2	38	92	.397	30	4	73	2	.358	8	7	21-24	92	118	8	.963
20 Ty Duvall	.275	63-35	189	35	52	11	0	5	42	78	.413	42	6	46	1	.418	2	0	0-1	249	23	1	.996
22 Julian Infante	.231	59-57	199	34	46	9	0	12	39	91	.457	27	2	72	6	.326	2	2	3-4	456	21	3	.994

6 Tate Kolwyck	.667	4-0	3	1	2	2	0	0	1	4	1.333	1	0	0	0	.750	0	0	0-0	1	2	0	1.000
8 Isaiah Thomas	.368	21-6	38	9	14	3	0	3	10	26	.684	1	2	12	0	.405	1	0	1-1	25	0	0	1.000
99 Jayson Gonzalez	.357	25-13	56	14	20	2	0	1	10	25	.446	11	1	21	1	.471	0	0	2-2	8	21	5	.853
17 Walker Grisanti	.333	19-1	21	5	7	2	1	1	6	14	.667	5	0	9	0	.462	0	1	0-0	5	0	0	1.000
3 Cooper Davis	.331	35-31	121	26	40	7	2	0	19	51	.421	23	1	19	4	.441	0	5	6-7	53	1	0	1.000
12 Dominic Keegan	.227	15-0	22	3	5	1	0	0	1	6	.273	2	1	6	0	.320	0	0	0-0	12	3	0	1.000
13 Kiambu Fentress	.125	21-2	8	5	1	0	0	0	0	1	.125	3	1	3	0	.417	0	3	2-2	5	0	1	.833
42 Justyn-Henry Malloy	.067	14-0	15	3	1	0	0	0	2	1	.067	6	1	4	1	.364	0	0	0-0	6	0	0	1.000
11 Matt Hogan	.000	4-0	4	1	0	0	0	0	0	0	.000	1	0	2	0	.200	0	0	0-0	0	0	0	.000
36 John Malcom	.000	2-0	3	0	0	0	0	0	1	0	.000	0	0	2	0	.000	0	0	0-0	0	0	0	.000
30 Sterling Hayes	.000	5-0	2	2	0	0	0	0	0	0	.000	2	0	1	0	.500	0	0	0-0	2	2	0	1.000
80 Kumar Rocker	.000	3-3	0	0	0	0	0	0	0	0	.000	0	0	0	0	.000	0	0	0-0	1	8	1	.900
66 Drake Fellows	.000	9-9	0	0	0	0	0	0	0	0	.000	0	0	0	0	.000	0	0	0-0	5	16	3	.875
29 Patrick Raby	.000	19-19	0	0	0	0	0	0	0	0	.000	0	0	0	0	.000	0	0	0-0	3	5	0	1.000
Totals	.311	71	2477	578	770	164	19	100	541	1272	.514	389	63	603	39	.412	38	19	80-100	1901	598	50	.980
Opponents	.227	71	2368	291	537	111	9	33	270	765	.323	268	68	765	25	.320	20	22	44-62	1805	542	72	.970

_OB - Team (603), Opp (554). DPs turned - Team (36), Opp (48). IBB - Team (14), Bleday 6, Scott 2, Duvall 2, Paul 2, Martin 1, Davis 1, Opp (2). Picked off - Ray 3, Martin 2, Paul 2, DeMarco 1, Clarke 1.

(All games Sorted by Earned run avg)

Player	era	w-l	app	gs	cg	sho	sv	ip	h	r	er	bb	so	2b	3b	hr	b/avg	wp	hp	bks	sfa	sha
44 Mason Hickman	2.05	9-0	20	13	0	0/1	3	96.2	64	24	22	28	129	20	1	7	.183	3	6	0	2	0
29 Patrick Raby	3.08	10-1	18	15	0	0/1	0	76.0	75	34	26	46	81	10	0	5	.260	6	2	1	4	3
80 Kumar Rocker	3.25	12-5	19	16	1	1/0	0	99.2	88	40	36	21	114	18	2	2	.233	7	7	5	3	6
66 Drake Fellows	4.09	13-2	19	19	2	1/1	0	116.2	111	57	53	47	133	24	1	9	.249	17	17	0	1	5

21 Tyler Brown	2.19	3-1	31	0	0	0/3	17	49.1	35	13	12	9	65	6	1	1	.193	3	0	0	1	1
39 Jake Eder	2.97	2-0	19	0	0	0/1	4	39.1	28	18	13	16	41	7	0	2	.200	2	2	0	1	3
27 Ethan Smith	3.27	4-0	17	0	0	0/2	0	33.0	17	13	12	17	47	5	1	1	.150	4	5	1	1	1
32 Hugh Fisher	4.41	2-0	22	0	0	0/2	4	34.2	31	18	17	21	46	5	1	2	.231	7	8	0	1	0
35 Jackson Gillis	5.14	1-1	7	0	0	0/0	0	7.0	7	6	4	5	7	0	0	0	.269	3	2	0	2	0
34 Zach King	6.18	0-2	22	3	0	0/3	3	39.1	40	27	27	22	47	3	1	1	.274	3	8	0	3	2
45 Chance Huff	6.38	2-0	8	4	0	0/0	0	18.1	16	13	13	16	21	7	0	0	.229	5	2	1	1	0
43 Austin Becker	6.75	0-0	2	0	0	0/0	1	4.0	3	4	3	4	9	0	0	0	.200	1	1	0	0	0
49 AJ Franklin	10.43	1-0	14	0	0	0/0	0	14.2	16	17	17	13	17	6	0	2	.267	2	6	0	0	1
33 Erik Kaiser	12.00	0-0	1	1	0	0/0	0	3.0	4	4	4	0	4	0	1	1	.308	0	1	0	0	0
55 Joe Gobillot	13.50	0-0	2	0	0	0/0	0	2.0	2	3	3	3	4	0	0	0	.250	1	1	0	0	0
Totals	3.72	59-12	71	71	3	6/4	32	633.2	537	291	262	268	765	111	9	33	.227	64	68	8	20	22
Opponents	7.55	12-59	71	71	0	1/1	4	601.2	770	578	505	389	603	164	19	100	.311	75	63	10	38	19

_B - Team (12), Clarke 8, Duvall 4, Opp (14). Pickoffs - Team (7), Clarke 2, Raby 2, Eder 1, Fellows 1, King 1, Opp (9). SBA/ATT - Clarke (29-41), Duvall (9-12), Rocker (10-11), Fellows (4-10), King (6-9), Hickman (7-8), Raby (4-7), Eder (5-7), Scott (4-5), Fisher (2-2), Smith (1-2), Gillis (2-2), Brown (1-1), Gobillot (1-1), Franklin (1-1), Huff (0-1), Keegan (1-1).



The Automated ScoreBook
Overall Statistics for Vanderbilt (as of Jun 26, 2019)
(All games Sorted by Fielding pct)



Player	c	po	a	e	fld%	dp	sba	csb	sba%	pb	ci
18 Pat DeMarco	109	108	1	0	1.000	0	0	0	.000	0	0
3 Cooper Davis	54	53	1	0	1.000	0	0	0	.000	0	0
8 Isaiah Thomas	25	25	0	0	1.000	0	0	0	.000	0	0
12 Dominic Keegan	15	12	3	0	1.000	0	1	0	1.000	0	0
29 Patrick Raby	8	3	5	0	1.000	0	4	3	.571	0	0
39 Jake Eder	7	1	6	0	1.000	0	5	2	.714	0	0
44 Mason Hickman	7	1	6	0	1.000	0	7	1	.875	0	0
34 Zach King	7	0	7	0	1.000	1	6	3	.667	0	0
27 Ethan Smith	6	2	4	0	1.000	0	1	1	.500	0	0
42 Justyn-Henry Malloy	6	6	0	0	1.000	0	0	0	.000	0	0
32 Hugh Fisher	5	2	3	0	1.000	0	2	0	1.000	0	0
45 Chance Huff	5	1	4	0	1.000	0	0	1	.000	0	0
17 Walker Grisanti	5	5	0	0	1.000	0	0	0	.000	0	0
21 Tyler Brown	4	0	4	0	1.000	0	1	0	1.000	0	0
30 Sterling Hayes	4	2	2	0	1.000	1	0	0	.000	0	0
6 Tate Kolwyck	3	1	2	0	1.000	0	0	0	.000	0	0
49 AJ Franklin	2	1	1	0	1.000	0	1	0	1.000	0	0
43 Austin Becker	1	0	1	0	1.000	0	0	0	.000	0	0
20 Ty Duvall	273	249	23	1	.996	0	9	3	.750	4	0
22 Julian Infante	480	456	21	3	.994	22	0	0	.000	0	0
5 Philip Clarke	505	436	64	5	.990	4	29	12	.707	8	0
19 Stephen Scott	204	187	14	3	.985	8	4	1	.800	0	0
51 JJ Bleday	112	108	2	2	.982	1	0	0	.000	0	0
10 Ethan Paul	253	74	170	9	.964	25	0	0	.000	0	0
2 Harrison Ray	218	92	118	8	.963	17	0	0	.000	0	0
16 Austin Martin	157	57	91	9	.943	6	0	0	.000	0	0
80 Kumar Rocker	10	1	8	1	.900	0	10	1	.909	0	0
66 Drake Fellows	24	5	16	3	.875	1	4	6	.400	0	0
99 Jayson Gonzalez	34	8	21	5	.853	2	0	0	.000	0	0
13 Kiambu Fentress	6	5	0	1	.833	0	0	0	.000	0	0
11 Matt Hogan	0	0	0	0	.000	0	0	0	.000	0	0
36 John Malcom	0	0	0	0	.000	0	0	0	.000	0	0
55 Joe Gobillot	0	0	0	0	.000	0	1	0	1.000	0	0
35 Jackson Gillis	0	0	0	0	.000	0	2	0	1.000	0	0
33 Erik Kaiser	0	0	0	0	.000	0	0	0	.000	0	0
Totals	2549	1901	598	50	.980	36	44	18	.710	12	0
Opponents	2419	1805	542	72	.970	48	80	20	.800	14	0

Hitting minimums - 2.5 TPA/Game

Pitching minimums - 1.0 IP/Game



The Automated ScoreBook
Conference statistics for Vanderbilt (as of Feb 10, 2020)
(SEC games only Sorted by Batting avg)



Record: 23-7 Home: 12-3 Away: 11-4 SEC: 23-7

Player	avg	gp-gs	ab	r	h	2b	3b	hr	rbi	tb	slg%	bb	hp	so	gdp	ob%	sf	sh	sb-att	po	a	e	fld%
16 Austin Martin	.424	28-28	118	39	50	11	1	3	22	72	.610	13	7	17	1	.500	2	0	8-11	18	35	4	.930
19 Stephen Scott	.352	29-29	108	30	38	8	0	7	24	67	.620	18	3	30	1	.457	0	0	3-4	42	2	1	.978
5 Philip Clarke	.336	30-30	116	18	39	8	2	3	29	60	.517	13	2	13	2	.406	2	0	1-2	213	34	3	.988
20 Ty Duvall	.310	28-7	84	17	26	7	0	2	17	39	.464	22	2	15	1	.459	1	0	0-1	48	2	0	1.000
51 JJ Bleday	.304	30-30	115	34	35	3	1	13	30	79	.687	25	3	30	1	.438	1	1	1-2	54	1	2	.965
10 Ethan Paul	.270	30-30	122	25	33	8	1	6	36	61	.500	11	3	33	0	.341	2	0	4-4	29	79	5	.956
18 Pat DeMarco	.261	17-17	69	15	18	3	0	3	16	30	.435	5	1	23	2	.320	0	0	3-4	37	0	0	1.000
2 Harrison Ray	.254	30-30	114	24	29	9	1	2	19	46	.404	9	3	34	1	.318	3	4	6-9	39	62	5	.953
22 Julian Infante	.242	29-29	99	18	24	4	0	6	22	46	.465	14	2	36	2	.345	1	1	2-2	249	15	0	1.000

99 Jayson Gonzalez	.556	7-2	9	1	5	1	0	0	2	6	.667	1	0	1	0	.600	0	0	0-0	2	2	1	.800
8 Isaiah Thomas	.263	10-3	19	2	5	1	0	0	1	6	.316	1	1	9	0	.333	0	0	0-0	14	0	0	1.000
3 Cooper Davis	.259	16-14	54	10	14	3	0	0	6	17	.315	7	1	12	3	.355	0	3	3-3	34	0	0	1.000
17 Walker Grisanti	.250	8-0	4	1	1	0	0	1	1	4	1.000	0	0	2	0	.250	0	0	0-0	2	0	0	1.000
12 Dominic Keegan	.111	7-0	9	0	1	0	0	0	0	1	.111	2	0	2	0	.273	0	0	0-0	4	1	0	1.000
42 Justyn-Henry Malloy	.000	2-0	2	0	0	0	0	0	0	0	.000	0	0	0	0	.000	0	0	0-0	0	0	0	.000
13 Kiambu Fentress	.000	9-0	2	2	0	0	0	0	0	0	.000	0	1	0	0	.333	0	0	0-0	1	0	1	.500
80 Kumar Rocker	.000	2-2	0	0	0	0	0	0	0	0	.000	0	0	0	0	.000	0	0	0-0	1	5	1	.857
29 Patrick Raby	.000	13-13	0	0	0	0	0	0	0	0	.000	0	0	0	0	.000	0	0	0-0	3	2	0	1.000
66 Drake Fellows	.000	6-6	0	0	0	0	0	0	0	0	.000	0	0	0	0	.000	0	0	0-0	1	12	1	.929
Totals	.305	30	1044	236	318	66	6	46	225	534	.511	141	29	257	14	.398	12	9	31-42	794	267	24	.978
Opponents	.244	30	1000	134	244	42	4	16	121	342	.342	115	26	284	13	.334	12	8	15-21	768	250	27	.974

_OB - Team (231), Opp (233). DPs turned - Team (19), Opp (20). IBB - Team (5), Bleday 3, Duvall 1, Martin 1, Opp (2). Picked off - Ray 2, Paul 1, DeMarco 1.

(SEC games only Sorted by Earned run avg)

Player	era	w-l	app	gs	cg	sho	sv	ip	h	r	er	bb	so	2b	3b	hr	b/avg	wp	hp	bks	sfa	sha
29 Patrick Raby	3.42	6-1	10	10	0	0/1	0	50.0	53	21	19	28	52	7	0	3	.276	4	1	1	4	1
66 Drake Fellows	4.00	7-0	10	10	1	1/0	0	63.0	57	30	28	25	64	10	0	5	.241	10	12	0	0	2
80 Kumar Rocker	4.03	6-4	10	10	0	0/0	0	58.0	58	30	26	13	58	12	2	2	.260	5	3	4	3	3

21 Tyler Brown	2.82	2-1	13	0	0	0/1	9	22.1	13	7	7	6	30	2	1	0	.163	3	0	0	0	0
27 Ethan Smith	4.05	1-0	7	0	0	0/0	0	13.1	7	6	6	7	18	3	0	1	.156	2	1	0	0	0
32 Hugh Fisher	4.26	1-0	12	0	0	0/1	3	19.0	13	10	9	12	25	3	0	2	.186	2	3	0	1	0
39 Jake Eder	4.26	0-0	7	0	0	0/0	0	19.0	18	12	9	9	17	2	0	2	.247	1	1	0	1	1
44 Mason Hickman	4.50	0-0	1	0	0	0/0	1	4.0	4	2	2	2	6	1	0	1	.250	0	0	0	0	0
34 Zach King	6.92	0-1	8	0	0	0/0	2	13.0	16	10	10	8	13	1	1	0	.320	1	4	0	2	1
49 AJ Franklin	13.50	0-0	4	0	0	0/0	0	2.2	4	4	4	4	0	1	0	0	.333	0	1	0	0	0
35 Jackson Gillis	27.00	0-0	1	0	0	0/0	0	0.1	1	2	1	1	1	0	0	0	.500	1	0	0	1	0
Totals	4.11	23-7	30	30	1	2/1	15	264.2	244	134	121	115	284	42	4	16	.244	29	26	5	12	8
Opponents	7.59	7-23	30	30	0	1/1	3	256.0	318	236	216	141	257	66	6	46	.305	25	29	2	12	9

_PB - Team (5), Clarke 5, Opp (4). Pickoffs - Team (5), Clarke 2, Eder 1, Raby 1, Fellows 1, Opp (4). SBA/ATT - Clarke (14-18), Rocker (6-7), Eder (3-4), Fellows (3-4), Raby (1-3), Smith (1-2), Franklin (1-1).



The Automated ScoreBook
Overall Statistics for Vanderbilt (as of Nov 07, 2019)
(2019 College World Series Finals Sorted by Batting avg)



Record: 2-1 Home: 0-0 Away: 0-0 Neutral: 2-1 SEC: 0-0

Player	avg	gp-gs	ab	r	h	2b	3b	hr	rbi	tb	slg%	bb	hp	so	gdp	ob%	sf	sh	sb-att	po	a	e	fld%
5 Philip Clarke	.462	3-3	13	3	6	0	0	1	2	9	.692	1	0	2	0	.500	0	0	0-0	41	1	1	.977
2 Harrison Ray	.300	3-3	10	2	3	0	0	0	2	3	.300	0	0	1	0	.273	1	1	0-0	1	3	1	.800
10 Ethan Paul	.273	3-3	11	1	3	0	0	0	1	3	.273	2	0	3	1	.357	1	0	0-0	4	5	1	.900
18 Pat DeMarco	.273	3-3	11	4	3	1	0	1	2	7	.636	1	1	4	0	.385	0	0	1-1	5	1	0	1.000
19 Stephen Scott	.200	3-3	10	1	2	1	0	0	2	3	.300	2	0	5	0	.333	0	0	0-0	5	0	0	1.000
51 JJ Bleday	.182	3-3	11	3	2	0	0	1	2	5	.455	3	0	3	0	.357	0	0	0-0	6	0	0	1.000
20 Ty Duvall	.100	3-3	10	1	1	0	0	0	1	1	.100	2	0	3	0	.250	0	0	0-0	0	0	0	.000
22 Julian Infante	.100	3-3	10	0	1	0	0	0	0	1	.100	1	0	6	0	.182	0	0	0-0	16	0	0	1.000
16 Austin Martin	.083	3-3	12	1	1	0	0	0	1	1	.083	2	0	3	0	.214	0	0	0-0	3	4	0	1.000
Totals	.224	3	98	16	22	2	0	3	13	33	.337	14	1	30	1	.322	2	1	1-1	81	16	3	.970
Opponents	.231	3	104	10	24	5	0	2	10	35	.337	13	0	40	0	.316	0	2	5-5	78	26	3	.972

LOB - Team (22), Opp (28). DP's turned - Team (0), Opp (1). IBB - Team (2), Bleday 1, Paul 1.

(2019 College World Series Finals Sorted by Earned run avg)

Player	era	w-l	app	gs	cg	sho	sv	ip	h	r	er	bb	so	2b	3b	hr	b/avg	wp	hp	bks	sfa	sha
80 Kumar Rocker	1.42	1-0	1	1	0	0/0	0	6.1	3	1	1	2	11	0	0	0	.130	0	0	1	0	1
44 Mason Hickman	1.50	1-0	1	1	0	0/0	0	6.0	4	1	1	3	10	0	0	0	.182	0	0	0	0	0
39 Jake Eder	3.00	0-0	1	0	0	0/0	1	3.0	2	1	1	1	4	2	0	0	.182	0	0	0	0	0
66 Drake Fellows	6.35	0-1	1	1	0	0/0	0	5.2	7	4	4	4	7	2	0	0	.318	1	0	0	0	1

21 Tyler Brown	0.00	0-0	1	0	0	0/0	0	2.2	1	0	0	1	2	0	0	0	.111	0	0	0	0	0
29 Patrick Raby	4.50	0-0	1	0	0	0/0	0	2.0	4	1	1	2	3	1	0	1	.400	0	0	0	0	0
34 Zach King	13.50	0-0	1	0	0	0/0	0	1.1	3	2	2	0	3	0	0	1	.429	0	0	0	0	0
Totals	3.33	2-1	3	3	0	0/0	1	27.0	24	10	10	13	40	5	0	2	.231	1	0	1	0	2
Opponents	4.85	1-2	3	3	0	0/0	0	26.0	22	16	14	14	30	2	0	3	.224	5	1	0	2	1

PB - Team (1), Clarke 1, Opp (2). SBA/ATT - Clarke (5-5), Rocker (3-3), Hickman (1-1), King (1-1).



The Automated ScoreBook
Overall Statistics for Vanderbilt (as of Feb 06, 2020)
(2019 MLB4 Tournament Sorted by Batting avg)



Record: 2-1 Home: 0-0 Away: 0-0 Neutral: 2-1 SEC: 0-0

Player	avg	gp-gs	ab	r	h	2b	3b	hr	rbi	tb	slg%	bb	hp	so	gdp	ob%	sf	sh	sb-att	po	a	e	fld%
16 Austin Martin	.600	3-3	10	9	6	1	1	0	1	9	.900	5	1	1	0	.750	0	0	0-1	12	7	0	1.000
10 Ethan Paul	.538	3-3	13	3	7	3	0	1	4	13	1.000	0	1	0	0	.571	0	0	0-0	5	7	0	1.000
19 Stephen Scott	.455	3-3	11	3	5	1	0	0	6	6	.545	3	0	2	0	.571	0	0	0-0	17	3	0	1.000
51 JJ Bleday	.375	3-3	16	3	6	0	0	1	3	9	.563	0	0	4	0	.375	0	0	0-0	8	0	0	1.000
99 Jayson Gonzalez	.333	3-3	12	3	4	1	0	0	2	5	.417	1	0	5	0	.385	0	0	0-0	1	5	1	.857
5 Philip Clarke	.308	3-3	13	2	4	1	0	1	8	8	.615	0	1	2	0	.357	0	0	0-0	20	3	1	.958
3 Cooper Davis	.250	3-3	12	5	3	0	1	0	1	5	.417	3	0	1	0	.400	0	0	0-0	3	0	0	1.000
42 Justyn-Henry Malloy	.143	2-0	7	0	1	0	0	0	1	1	.143	1	0	2	1	.250	0	0	0-0	0	0	0	.000
18 Pat DeMarco	.133	3-3	15	1	2	1	0	0	0	3	.200	0	0	4	0	.133	0	0	0-0	7	0	0	1.000

17 Walker Grisanti	.000	1-0	2	1	0	0	0	0	0	0	.000	1	0	2	0	.333	0	0	0-0	0	0	0	.000
20 Ty Duvall	.000	2-0	1	0	0	0	0	0	0	0	.000	1	0	1	0	.500	0	0	0-0	2	0	0	1.000
12 Dominic Keegan	.000	1-0	1	0	0	0	0	0	0	0	.000	0	0	1	0	.000	0	0	0-0	0	0	0	.000
22 Julian Infante	.000	1-1	1	0	0	0	0	0	0	0	.000	1	0	1	0	.500	0	0	0-1	2	0	0	1.000
11 Matt Hogan	.000	1-0	1	0	0	0	0	0	0	0	.000	0	0	1	0	.000	0	0	0-0	0	0	0	.000
30 Sterling Hayes	.000	1-0	0	1	0	0	0	0	0	0	.000	1	0	0	0	1.000	0	0	0-0	0	1	0	1.000
8 Isaiah Thomas	.000	1-0	0	0	0	0	0	0	0	0	.000	0	0	0	0	.000	0	0	0-0	0	0	0	.000
29 Patrick Raby	.000	1-1	0	0	0	0	0	0	0	0	.000	0	0	0	0	.000	0	0	0-0	0	0	0	.000
66 Drake Fellows	.000	1-1	0	0	0	0	0	0	0	0	.000	0	0	0	0	.000	0	0	0-0	1	0	0	1.000
Totals	.330	3	115	31	38	8	2	3	26	59	.513	17	3	27	1	.430	0	0	0-2	78	26	2	.981
Opponents	.305	3	105	28	32	7	0	2	28	45	.429	17	4	24	1	.411	3	0	2-2	78	24	3	.971

LOB - Team (26), Opp (23). DPs turned - Team (3), Opp (1).

(2019 MLB4 Tournament Sorted by Earned run avg)

Player	era	w-l	app	gs	cg	sho	sv	ip	h	r	er	bb	so	2b	3b	hr	b/avg	wp	hp	bk	sfa	sha
29 Patrick Raby	1.59	1-0	1	1	0	0/0	0	5.2	4	1	1	3	2	0	0	0	.200	0	0	0	0	0
34 Zach King	2.25	0-0	1	0	0	0/0	1	4.0	4	1	1	1	4	0	0	0	.267	0	0	0	0	0
44 Mason Hickman	6.75	0-0	1	0	0	0/0	0	4.0	3	3	3	2	4	1	0	0	.231	0	0	0	1	0
66 Drake Fellows	11.25	0-0	1	1	0	0/0	0	4.0	5	5	5	3	5	2	0	0	.294	0	1	0	1	0

39 Jake Eder	0.00	0-0	1	0	0	0/0	0	1.0	0	0	0	0	2	0	0	0	.000	0	0	0	0	0
32 Hugh Fisher	0.00	0-0	1	0	0	0/0	0	0.1	1	0	0	0	1	0	0	0	.500	0	0	0	0	0
27 Ethan Smith	9.00	0-0	1	0	0	0/0	0	2.0	1	2	2	1	1	1	0	0	.143	0	1	0	0	0
21 Tyler Brown	10.80	0-0	1	0	0	0/0	0	1.2	5	2	2	0	1	1	0	0	.556	0	0	0	1	0
45 Chance Huff	27.00	1-0	1	0	0	0/0	0	1.0	2	3	3	2	2	1	0	0	.400	0	0	0	0	0
80 Kumar Rocker	33.75	0-1	1	1	0	0/0	0	1.1	5	5	5	2	1	1	0	0	.556	0	1	0	0	0
49 AJ Franklin	54.00	0-0	1	0	0	0/0	0	1.0	2	6	6	3	1	0	0	2	.400	0	1	0	0	0
Totals	9.69	2-1	3	3	0	0/0	1	26.0	32	28	28	17	24	7	0	2	.305	0	4	0	3	0
Opponents	9.00	1-2	3	3	0	0/0	0	26.0	38	31	26	17	27	8	2	3	.330	5	3	0	0	0

PB - Team (1), Clarke 1. SBA/ATT - Clarke (2-2), Brown (1-1), Hickman (1-1).

2019 REGULAR SEASON GAME-BY-GAME

GM#	DATE	D/N	OPPONENT	SCORE	REC.	SEC REC.	GA/GB	PITCHER OF RECORD	ATTEND.	TIME
1	2/15	N	Virginia#	W, 15-9	1-0	0-0	--	Chance Huff (1-0)	1,747	4:04
2	2/16	D	Cal State Fullerton#	W, 14-9	2-0	0-0	--	Patrick Raby (1-0)	2,176	3:26
3	2/17	D	TCU#	L, 10-2	2-1	0-0	--	Kumar Rocker (0-1)	1,738	3:11
4	2/20	D	EVANSVILLE	W, 5-4	3-1	0-0	--	Hugh Fisher (1-0)	2,665	3:32
5	2/24	D	PEPPERDINE	W, 6-3	4-1	0-0	--	Drake Fellows (1-0)	2,837	2:56
6	2/24	D	PEPPERDINE	W, 6-2	5-1	0-0	--	Kumar Rocker (1-1)	--	2:49
7	2/26	D	SE MISSOURI STATE	W, 11-3	6-1	0-0	--	Ethan Smith (1-0)	2,700	3:20
8	2/27	D	AUSTIN PEAY	L, 7-6 (10)	6-2	0-0	--	Jackson Gillis (0-1)	2,726	4:32
9	3/1	D	DAYTON	W, 11-3	7-2	0-0	--	Drake Fellows (2-0)	2,745	3:30
10	3/2	D	DAYTON	W, 5-1	8-2	0-0	--	Patrick Raby (2-0)	2,819	2:54
11	3/2	D	DAYTON	W, 2-0	9-2	0-0	--	Ethan Smith (2-0)	--	2:30
12	3/5	D	DAVIDSON	W, 24-2	10-2	0-0	--	Chance Huff (2-0)	2,776	3:26
13	3/6	D	ETSU	W, 12-4	11-2	0-0	--	Jackson Gillis (1-1)	2,665	2:58
14	3/8	D	ILLINOIS STATE	W, 10-4	12-2	0-0	--	Drake Fellows (3-0)	2,694	3:16
15	3/10	D	ILLINOIS STATE	W, 9-1	13-2	0-0	--	Patrick Raby (3-0)	2,866	2:52
16	3/10	D	ILLINOIS STATE	L, 7-3	13-3	0-0	--	Zach King (0-1)	--	3:13
17	3/12	N	SAMFORD	W, 11-6	14-3	0-0	--	Mason Hickman (1-0)	2,823	3:28
18	3/15	N	at Texas A&M*	W, 7-4	15-3	1-0	--	Drake Fellows (4-0)	5,774	3:37
19	3/16	D	at Texas A&M*	L, 8-7	15-4	1-1	1.0 GB	Zach King (0-2)	7,104	3:46
20	3/17	D	at Texas A&M*	L, 7-0	15-5	1-2	2.0 GB	Kumar Rocker (1-2)	5,385	2:32
21	3/19	N	vs. Belmont^	W, 3-0	16-5	1-2	2.0 GB	Mason Hickman (2-0)	1,032	2:54
22	3/21	N	FLORIDA*	W, 5-0	17-5	2-2	1.5 GB	Drake Fellows (5-0)	3,191	2:31
23	3/22	N	FLORIDA*	W, 15-2	18-5	3-2	1.5 GB	Patrick Raby (4-0)	3,626	3:22
24	3/23	D	FLORIDA*	W, 14-2	19-5	4-2	1.0 GB	Kumar Rocker (2-2)	3,626	2:54
25	3/26	N	vs. Lipscomb^	W, 15-1	20-5	4-2	1.0 GB	Mason Hickman (3-0)	1,277	3:01
26	3/29	N	TENNESSEE*	W, 4-2	21-5	5-2	1.0 GB	Drake Fellows (6-0)	3,626	3:19
27	3/30	N	TENNESSEE*	W, 10-4	22-5	6-2	0.5 GB	Patrick Raby (5-0)	3,512	3:01
28	3/31	D	TENNESSEE*	L, 7-6	22-6	6-3	1.0 GB	Kumar Rocker (2-3)	3,563	3:09
29	4/2	N	WESTERN KENTUCKY	W, 5-4 (10)	23-6	6-3	1.0 GB	Ethan Smith (3-0)	2,877	3:20
30	4/5	N	at Georgia*	W, 3-2 (11)	24-6	7-3	--	Tyler Brown (1-0)	3,188	3:40
31	4/6	D	at Georgia*	L, 8-3	24-7	7-4	1.0 GB	Patrick Raby (5-1)	3,117	2:57
32	4/7	D	at Georgia*	L, 3-1	24-8	7-5	2.0 GB	Kumar Rocker (2-4)	3,045	2:32
33	4/9	N	at MTSU	W, 15-3	25-8	7-5	2.0 GB	Mason Hickman (4-0)	2,557	3:34
34	4/12	N	ARKANSAS*	W, 3-2	26-8	8-5	1.0 GB	Drake Fellows (7-0)	3,465	2:24
35	4/13	N	ARKANSAS*	W, 12-2	27-8	9-5	0.5 GB	Kumar Rocker (3-4)	3,305	2:27
36	4/14	D	ARKANSAS*	L, 14-12	27-9	9-6	1.0 GB	Tyler Brown (1-1)	3,488	4:01
37	4/16	N	INDIANA STATE	W, 7-1	28-9	9-6	1.0 GB	Mason Hickman (5-0)	2,810	2:57
38	4/19	N	at Alabama*	W, 7-4	29-9	10-6	1.5 GB	Drake Fellows (8-0)	2,862	3:04
39	4/20	N	at Alabama*	W, 13-5	30-9	11-6	1.5 GB	Kumar Rocker (4-4)	3,609	3:14
40	4/21	D	at Alabama*	W, 2-0	31-9	12-6	1.0 GB	Patrick Raby (6-1)	3,006	2:53
41	4/25	N	AUBURN*	W, 12-6	32-9	13-6	0.5 GB	Drake Fellows (9-0)	3,050	4:22
42	4/26	N	AUBURN*	W, 5-2	33-9	14-6	+0.5	Kumar Rocker (5-4)	3,534	3:10
43	4/27	D	AUBURN*	W, 9-5	34-9	15-6	--	Patrick Raby (7-1)	3,626	3:04
44	4/30	N	TENNESSEE TECH	W, 21-10	35-9	15-6	--	Mason Hickman (6-0)	3,191	4:13
45	5/3	N	at South Carolina*	W, 22-11	36-9	16-6	--	Ethan Smith (4-0)	6,570	4:25
46	5/4	N	at South Carolina*	W, 9-3	37-9	17-6	--	Kumar Rocker (6-4)	--	2:34
47	5/5	D	at South Carolina*	W, 6-2	38-9	18-6	+1.0	Patrick Raby (8-1)	7,027	2:35
48	5/7	N	at Louisville	W, 6-2	39-9	18-6	+1.0	AJ Franklin (1-0)	3,239	3:39
49	5/10	N	MISSOURI*	W, 5-2	40-9	19-6	+0.5	Drake Fellows (10-0)	3,626	2:46
50	5/11	D	MISSOURI*	L, 5-2	40-10	19-7	+0.5	Kumar Rocker (6-5)	3,262	3:08
51	5/12	D	MISSOURI*	W, 7-2	41-10	20-7	+1.0	Patrick Raby (9-1)	3,154	2:59
52	5/14	N	MTSU	W, 5-2	42-10	20-7	+1.0	Mason Hickman (6-0)	3,525	3:06
53	5/16	N	at Kentucky*	W, 16-10	43-10	21-7	+1.0	Hugh Fisher (2-0)	3,649	3:43
54	5/17	N	at Kentucky*	W, 12-4	44-10	22-7	+2.0	Kumar Rocker (7-5)	4,491	3:07
55	5/18	D	at Kentucky*	W, 7-4	45-10	23-7	+2.0	Tyler Brown (2-1)	4,249	3:57
56	5/22	D	vs. Auburn%	W, 11-1	46-10	23-7	+2.0	Mason Hickman (7-0)	--	3:14
57	5/23	N	vs. Mississippi State%	W, 1-0	47-10	23-7	+2.0	Drake Fellows (11-0)	8,620	2:59
58	5/25	D	vs. LSU%	W, 13-4	48-10	23-7	+2.0	Kumar Rocker (8-5)	12,872	3:25
59	5/26	D	vs. Ole Miss	W, 11-10	49-10	23-7	+2.0	Tyler Brown (2-1)	10,497	4:22
60	5/31	D	vs. Ohio State\$	W, 8-2	50-10	23-7	+2.0	Drake Fellows (12-0)	3,626	3:04
61	6/1	N	vs. Indiana State\$	W, 8-5	51-10	23-7	+2.0	Kumar Rocker (9-5)	3,626	3:08
62	6/2	N	vs. Indiana State\$	W, 12-1	52-10	23-7	+2.0	Mason Hickman (8-0)	3,626	3:08
63	6/7	N	vs. Duke@	L, 18-5	52-11	23-7	+2.0	Drake Fellows (12-1)	3,626	4:09
64	6/8	N	vs. Duke@	W, 3-0	53-11	23-7	+2.0	Kumar Rocker (10-5)	3,626	2:56
65	6/9	D	vs. Duke@	W, 13-2	54-11	23-7	+2.0	Patrick Raby (10-1)	3,626	3:34
66	6/16	D	vs. Louisville+	W, 3-1	55-11	23-7	+2.0	Drake Fellows (13-1)	22,704	2:57
67	6/19	D	vs. Mississippi State+	W, 6-3	56-11	23-7	+2.0	Kumar Rocker (11-5)	15,465	3:24
68	6/21	N	vs. Louisville+	W, 3-2	57-11	23-7	+2.0	Jake Eder (2-0)	24,673	3:04
69	6/24	N	vs. Michigan@	L, 7-4	57-12	23-7	+2.0	Drake Fellows (13-2)	24,707	3:23
70	6/25	N	vs. Michigan@	W, 4-1	58-12	23-7	+2.0	Kumar Rocker (12-5)	25,017	3:21
71	6/26	N	vs. Michigan@	W, 8-2	59-12	23-7	+2.0	Mason Hickman (9-0)	20,007	3:06

#Salt River Fields (Talking Stick, Ariz.)

^ First Tennessee Park (Nashville, Tenn.)

BOLD = Home Game (Hawkins Field)

* SEC Game

% SEC Tournament Game (Hoover, Ala.)

\$ NCAA Nashville Regional

@ NCAA Nashville Super Regional

+ College World Series (Omaha, Neb.)

@ College World Series finals (Omaha, Neb.)

2019 SEASON HIGHS AND LOWS

TEAM BATTING

Most runs, game	24, vs. Davidson (3/5/19)
Most runs, inning	13, 3rd inn., vs. Davidson (3/5/19)
Most hits, game	21, vs. Tennessee Tech (4/30/19)
Most hits, inning	8, 3rd inn., vs. Davidson (3/5/19)
Fewest hits, game	1, at Georgia (4/7/19)
Most doubles, game	6, vs. Davidson (3/5/19)
Most triples, game	2, vs. Virginia (2/15/19)
Most home runs, game	5, 2x, last vs. Duke (6/9/19)
Most home runs, inning	2, 9x, last vs. Duke (6/9/19)
Most extra-base hits	9, 2x, last vs. Tennessee Tech (4/30/19)
Most stolen bases, game	4, 2x, last vs. Tennessee Tech (4/30/19)
Most walks, game	17, vs. Davidson (3/5/19)
Most strikeouts, game	14, at Alabama (4/20/19)
Most hit by pitch, game	3, 4x, last vs. Florida (3/23/19)
Most left on base	15, vs. Florida (3/22/19)

INDIVIDUAL BATTING

Most hits	5, 2x, last vs. Auburn (5/22/19)
Most runs	4, 6x, last Austin Martin at Kentucky (5/16/19)
Most doubles	3, 2x, last Julian Infante vs. Indiana State (6/1/19)
Most triples	1, 18x, last Philip Clarke vs. Indiana State (6/2/19)
Most home runs	2, 10x, last Stephen Scott vs. Miss. St. (6/19/19)
Most extra-base hits	3, 4x, last Julian Infante vs. Indiana State (6/1/19)
Most total bases	10, 2x, last Stephen Scott at Kentucky (5/16/19)
Most RBIs	7, Pat DeMarco vs. Davidson (3/5/19)
Most stolen bases	2, 6x, last Ethan Paul vs. Duke (6/9/19)
Most walks	3, 7x, last Harrison Ray vs. Duke (6/7/19)
Most strikeouts	4, Julian Infante at Alabama (4/21/19)
Longest hitting streak	14 games, Ethan Paul (2/15-3/10/19)

TEAM PITCHING

Most walks	12, vs. Austin Peay (2/27/19)
Fewest walks	0, 2x, last at Kentucky (5/17/19)
Most runs allowed, game	18, vs. Duke (6/7/19)
Most runs allowed, inning	10, vs. Duke (6/7/19)
Most hits allowed, game	22, vs. Arkansas (4/14/19)
Most hits allowed, inning	6, vs. Duke (6/7/19)
Fewest hits allowed, game	0, vs. Duke (6/8/19)
Most home runs allowed, game	2, 5x, last vs. Michigan (6/24/19)
Most consecutive scoreless inn.	25 innings (3/17-22/19)

INDIVIDUAL PITCHING

Most innings pitched, starter	9.0, 3x, last Kumar Rocker vs. Duke (6/8/19)
Fewest innings pitched, starter	0.2, 2x, last Patrick Raby vs. Ole Miss (5/26/19)
Most innings pitched, reliever	5.0, Jake Eder at Georgia (4/6/19)
Most strikeouts, starter	19, Kumar Rocker vs. Duke (6/8/19)
Most strikeouts, reliever	8, 3x, last Hugh Fisher vs. Missouri (5/12/19)
Most walks allowed	6, 2x, last Patrick Raby vs. Florida (3/22/19)
Most runs allowed	8, Drake Fellows at South Carolina (5/3/19)
Most earned runs allowed	7, Drake Fellows at South Carolina (5/3/19)
Most hits allowed	10, Kumar Rocker vs. Tennessee (3/31/19)
Fewest hits allowed, CG	0, Kumar Rocker vs. Duke (6/8/19)
Most home runs allowed	2, 3x, last Mason Hickman vs. Duke (6/9/19)
Most pitches thrown	131, Kumar Rocker vs. Duke (6/8/19)

MISCELLANEOUS TEAM

Longest winning streak	13 games, 4/16-4/10/19
Longest losing streak	2 games, 2x, last 4/6-4/7
Most games over .500	45 games, 2x, last 6/26/19
Most games under .500	
Longest game, innings	11 inn., at Georgia (4/5/19)
Longest game, time	4:32, vs. Austin Peay (2/27/19)
Shortest game, time	2:24 vs. Arkansas (4/12/19)
Largest crowd, Hawkins Field	3,626, 18x, last vs. Duke (6/9/19)
Smallest crowd, Hawkins Field	2,665, 2x, last vs. ETSU (3/6/19)
Largest crowd, road	25,017 vs. Michigan @ CWS (6/25/19)
Smallest crowd, road	1,032 vs. Belmont (3/19/19)
Largest winning margin	22 runs, vs. Davidson (3/5/19)
Largest losing margin	13 runs, vs. Duke (6/7/19)
Largest deficit overcome to win	8 runs, vs. Ole Miss (5/26/19)
Largest lead relinquished to lose	5 runs, 2x, last at Texas A&M (3/16/19)
Most double plays turned	2, 5x, last vs. Indiana State (6/1/19)
Most double plays turned by opponent	3, 2x, last at South Carolina (5/3/19)
Most errors	4, at Texas A&M (3/17/19)
Most errors by an opponent	5, vs. Davidson (3/5/19)
Most stolen bases by an opponent	3, at South Carolina (5/5/19)

LAST HOME RUN

MULTI-HIT GAMES

MULTI-RBI GAMES

PLAYER	DATE, OPP.	2H	3H	4H	5H	TOTAL	2RBI	3RBI	4RBI	5+RBI	TOTAL
Bleday	6/24/19 vs. Michigan	19	6	--	1	26	13	2	2	2	19
Clarke	6/25/19 vs. Michigan	23	6	--	--	29	9	3	3	2	17
Davis	--	10	1	1	--	12	4	2	--	--	6
DeMarco	6/26/19 vs. Michigan	12	2	1	--	15	5	4	1	1	11
Duvall	6/2/19 vs. Indiana State	11	3	--	--	14	4	3	3	--	10
Fentress	--	--	--	--	--	--	--	--	--	--	--
Gonzalez	2/20/19 vs. Evansville	7	--	--	--	7	2	--	--	--	2
Grisanti	4/5/19 at Georgia	1	--	1	--	2	1	1	--	--	2
Hayes	--	--	--	--	--	--	--	--	--	--	--
Hogan	--	--	--	--	--	--	--	--	--	--	--
Infante	6/9/19 vs. Duke	7	2	--	--	9	7	1	1	1	10
Keegan	--	1	--	--	--	1	--	--	--	--	--
Kolwyck	--	1	--	--	--	1	--	--	--	--	--
Malcolm	--	--	--	--	--	--	--	--	--	--	--
Malloy	--	--	--	--	--	--	--	--	--	--	--
Martin	6/16/19 vs. Louisville	19	11	4	--	34	8	7	--	--	15
McMillan	--	--	--	--	--	--	--	--	--	--	--
Paul	5/25/19 vs. LSU	22	4	--	1	27	6	6	1	3	16
Ray	5/18/19 at Kentucky	14	3	--	--	17	6	1	--	--	7
Scott	6/19/19 vs. Mississippi State	19	4	1	--	24	4	4	4	1	13
Thomas	4/30/19 vs. Tennessee Tech	2	1	1	--	4	--	--	1	1	2

2019 BREAKDOWNS

RUNS BY INNING	1	2	3	4	5	6	7	8	9	10+	TOTAL
VANDERBILT	80	74	106	70	53	60	62	40	30	3	578
OPPONENTS	36	36	30	35	34	26	35	33	24	2	291

PITCHING BREAKDOWN	W-L-S	ERA	IP	H	R	ER	BB	SO	HR
STARTERS	42-9	3.45	383.1	334	165	147	145	450	20
RELIEVERS	17-3-32	4.13	250.1	203	126	115	123	315	13

CATCHING BREAKDOWN	CS	SBA	CS%	PB	PICKOFFS
PHILIP CLARKE	12	29	29.2	8	2
TY DUVAL	3	9	25.0	4	0
DOMINIC KEEGAN	0	1	0.0	0	0
STEPHEN SCOTT	1	4	20.0	0	0

STARTS BY BATTING ORDER (TOTAL, W-L)

1st: Martin (37, 33-4), Davis (31, 23-8), Clarke (1, 1-0), Grisanti (1, 1-0), Ray (1, 1-0)

2nd: Bleday (36, 32-4), Martin (28, 21-7), Ray (6, 5-1), Clarke (1, 1-0)

3rd: Paul (32-4), Bleday (27-8)

4th: Clarke (38, 33-5), Scott (30, 23-7), Paul (3, 3-0)

5th: DeMarco (28, 23-5), Clarke (25, 20-5), Ray (10, 9-1), Duvall (2, 2-0), Scott (3, 2-1), Paul (1, 1-0), Rocker (1, 1-0), Infante (1, 1-0)

6th: Scott (31, 27-4), DeMarco (20, 17-3), Ray (11, 8-3), Clarke (5, 3-2), Paul (3, 3-0), Duvall (1, 1-0)

7th: Paul (28, 20-8), Ray (23, 20-3), DeMarco (5, 5-0), Duvall (5, 5-0), Scott (4, 4-0), Infante (2, 2-0), Thomas (3, 3-0), Rocker (1, 0-1)

8th: Duvall (27, 25-2), Raby (19, 14-5), Infante (9, 6-3), Fellows (8, 7-1), Thomas (2, 2-0), Gonzalez (2, 2-0), Scott (1, 1-0), Rocker (1, 1-0), Ray (2, 2-0)

9th: Infante (45, 39-6), Gonzalez (11, 8-3), Ray (10, 8-2), Fellows (1, 1-0), Raby (1, 1-0), Fentress (2, 2-0), Thomas (1, 0-1)

STARTS BY POSITION (TOTAL, W-L)

C: Clarke (46, 36-10), Duvall (23, 22-1), Scott (2, 1-1)

1B: Infante (57, 48-9), Scott (14, 11-3)

2B: Ray (58, 48-10), Martin (13, 11-2)

3B: Martin (52, 43-9), Gonzalez (13, 10-3), Ray (6, 6-0)

SS: Paul (71, 59-12)

LF: Scott (50, 43-7), Davis (18, 13-5), DeMarco (2, 2-0), Grisanti (1, 1-0)

CF: DeMarco (51, 43-8), Davis (12, 9-3), Thomas (6, 5-1), Fentress (2, 2-0)

RF: Bleday (71, 59-12)

DH: Clarke (24, 22-2), Raby (19, 14-5), Duvall (12, 10-2), Fellows (9, 8-1), Scott (3, 2-1), Rocker (3, 2-1), Davis (1, 1-0)

HOME RUN NOTES

HOMERS AT HOME: 48

HOMERS ON THE ROAD: 32

SOLO HOMERS: 50

2-RUN HOMERS: 22

3-RUN HOMERS: 18

GRAND SLAMS: 6

2-HOME RUN GAMES BY VANDERBILT (9 IN 2019)

Last: Austin Martin (2), 6/16/19 vs. Louisville

3-HOME RUN GAMES BY VANDERBILT (0 IN 2019)

Last: Connor Kaiser, 6/3/18 at Clemson

PINCH-HIT HOME RUNS BY VANDERBILT (2 IN 2019)

Last: Walker Grisanti, 4/5/19 at Georgia

GRAND SLAMS BY VANDERBILT (6 IN 2019)

Last: Ty Duvall, 6/2/19 vs. Indiana State

FIRST-INNING LEADOFF HOME RUNS BY VANDERBILT (3 IN 2019)

Last: Austin Martin, 6/16/19 vs. Louisville

WALK-OFF HOME RUNS (0 IN 2019)

Last: JJ Bleday, 6/9/18 vs. Mississippi State, 11th inning

INSIDE-THE-PARK HOME RUNS BY VANDERBILT (0 IN 2019)

Last: Will Toffey, 3/22/17 vs. Belmont

BACK-TO-BACK HOME RUNS BY VANDERBILT (4 IN 2019)

Last: Ty Duvall, Julian Infante, 6/2/19 vs. Indiana State, 6th inning

CAREER HIGHS

<div>21 ★ Tyler Brown</div> <div>Innings Pitched: 5.0, vs. Texas A&M (5/22/18) Strikeouts: 6, 3x, last vs. Illinois St. (3/8/19) Hits Allowed: 6, at Florida (3/31/18) Walks Allowed: 3, vs. Mississippi St. (6/10/18) Runs Allowed: 6, at Florida (3/31/18)</div>
<div>3 ★ Cooper Davis</div> <div>Hits: 4, vs. SEMO (2/26/19) Runs: 3, 2x, last vs. Tennessee (3/30/19) RBI: 3, 2x, last at Texas A&M (3/15/19) Walks: 2, 4x, last vs. WKU (4/2/19) HRs: None Strikeouts: 2, 3x, last at Georgia (4/5/19) Stolen Bases: 1, 7x, last vs. Tennessee (3/30/19)</div>
<div>43 ★ Michael Doolin</div> <div>Innings Pitched: None Strikeouts: None Hits Allowed: None Walks Allowed: None Runs Allowed: None</div>
<div>18 ★ Will Duff</div> <div>Hits: None Runs: None RBI: None Walks: None HRs: None Strikeouts: None Stolen Bases: None</div>
<div>20 ★ Ty Duvall</div> <div>Hits: 3, 4x, last vs. LSU (5/25/19) Runs: 3, 3x, last at South Carolina (5/3/19) RBI: 4, 4x, last vs. Indiana State (6/2/19) Walks: 3, 4x, last at Kentucky (5/18/19) HRs: 1, 7x, last vs. LSU (5/25/19) Strikeouts: 3, 3x, last vs. Michigan (6/26/19) Stolen Bases: 1, at Missouri (4/21/18)</div>
<div>39 ★ Jake Eder</div> <div>Innings Pitched: 5.0, 4x, last at Georgia (4/6/19) Strikeouts: 7, at Long Beach State (3/7/18) Hits Allowed: 6, 2x, last at MTSU (4/3/18) Walks Allowed: 5, vs. Louisville (5/1/18) Runs Allowed: 5, vs. Louisville (5/1/18)</div>
<div>32 ★ Hugh Fisher</div> <div>Innings Pitched: 4.0, vs. Illinois State (3/10/19) Strikeouts: 8, vs. Missouri (5/12/19) Hits Allowed: 4, vs. Arkansas (4/14/19) Walks Allowed: 2, 7x, last vs. LSU (5/25/19) Runs Allowed: 4, vs. Duke (6/7/19)</div>
<div>30 ★ Sterling Hayes</div> <div>Hits: None Runs: 1, 2x, last vs. Davidson (3/5/19) RBI: None Walks: 1, 2x, last vs. Davidson (3/5/19) HRs: None Strikeouts: 1, vs. Tennessee Tech (4/30/19) Stolen Bases: None</div>
<div>44 ★ Mason Hickman</div> <div>Innings Pitched: 7.0, 5x, last vs. Indiana St. (6/2/19) Strikeouts: 12, vs. Belmont (3/19/19) Hits Allowed: 8, at Florida (4/1/18) Walks Allowed: 6, at Tennessee (5/13/18) Runs Allowed: 6, vs. Kentucky (5/19/18)</div>
<div>40 ★ Sam Hliboki</div> <div>Innings Pitched: None Strikeouts: None Hits Allowed: None Walks Allowed: None Runs Allowed: None</div>

<div>11 ★ Matt Hogan</div> <div>Hits: None Runs: 1, vs. Davidson (3/5/19) RBI: None Walks: 1, vs. Davidson (3/5/19) HRs: None Strikeouts: 1, vs. Davidson (3/5/19) Stolen Bases: None</div>
<div>45 ★ Chance Huff</div> <div>Innings Pitched: 6.0, vs. Davidson (3/5/19) Strikeouts: 7, vs. Davidson (3/5/19) Hits Allowed: 6, vs. Davidson (3/5/19) Walks Allowed: 3, 4x, last vs. TTU (4/30/19) Runs Allowed: 3, 2x, last vs. Austin Peay (2/27/19)</div>
<div>34 ★ Spencer Jones</div> <div>Hits: None Runs: None RBI: None Walks: None HRs: None Strikeouts: None Stolen Bases: None</div>
<div>33 ★ Erik Kaiser</div> <div>Innings Pitched: 3.0, vs. ETSU (3/6/19) Strikeouts: 4, vs. ETSU (3/6/19) Hits Allowed: 4, vs. ETSU (3/6/19) Walks Allowed: None Runs Allowed: 4, vs. ETSU (3/6/19)</div>
<div>12 ★ Dominic Keegan</div> <div>Hits: 2, vs. Tennessee Tech (4/30/19) Runs: 2, vs. Tennessee Tech (4/30/19) RBI: 1, vs. Tennessee Tech (4/30/19) Walks: 1, 2x, last at South Carolina (5/3/19) HRs: None Strikeouts: 1, 5x, last vs. Arkansas (4/14/19) Stolen Bases: None</div>
<div>49 ★ Ryan Keenan</div> <div>Hits: None Runs: None RBI: None Walks: None HRs: None Strikeouts: None Stolen Bases: None</div>
<div>16 ★ Tate Kolwyck</div> <div>Hits: 2, vs. Tennessee Tech (4/30/19) Runs: 1, vs. Tennessee Tech (4/30/19) RBI: 1, vs. Tennessee Tech (4/30/19) Walks: 1, vs. Davidson (3/5/19) HRs: None Strikeouts: None Stolen Bases: None</div>
<div>19 ★ Troy Laneve</div> <div>Hits: None Runs: None RBI: None Walks: None HRs: None Strikeouts: None Stolen Bases: None</div>
<div>22 ★ Jack Leiter</div> <div>Innings Pitched: None Strikeouts: None Hits Allowed: None Walks Allowed: None Runs Allowed: None</div>

<div>29 ★ Nick Maldonado</div> <div>Innings Pitched: None Strikeouts: None Hits Allowed: None Walks Allowed: None Runs Allowed: None</div>
<div>42 ★ Justyn-Henry Malloy</div> <div>Hits: 1, vs. Cal State Fullerton (2/16/19) Runs: 1, 3x, last vs. Tennessee Tech (4/30/19) RBI: 1, 2x, last vs. SEMO (2/26/19) Walks: 1, 6x, last vs. Tennessee Tech (4/30/19) HRs: None Strikeouts: 2, vs. TCU (2/17/19) Stolen Bases: None</div>
<div>16 ★ Austin Martin</div> <div>Hits: 4, 4x, last vs. Arkansas (4/14/19) Runs: 4, 3x, last vs. Arkansas (4/14/19) RBI: 3, 8x, last vs. Louisville (6/16/19) Walks: 3, 3x, last vs. Virginia (2/15/19) HRs: 2, 2x, last vs. Louisville (6/16/19) Strikeouts: 4, vs. Indiana State (2/28/18) Stolen Bases: 3, vs. Presbyterian (2/21/18)</div>
<div>35 ★ Chris McElvain</div> <div>Innings Pitched: None Strikeouts: None Hits Allowed: None Walks Allowed: None Runs Allowed: None</div>
<div>10 ★ T.J. McKenzie</div> <div>Hits: None Runs: None RBI: None Walks: None HRs: None Strikeouts: None Stolen Bases: None</div>
<div>50 ★ Luke Murphy</div> <div>Innings Pitched: None Strikeouts: None Hits Allowed: None Walks Allowed: None Runs Allowed: None</div>
<div>25 ★ Parker Noland</div> <div>Hits: None Runs: None RBI: None Walks: None HRs: None Strikeouts: None Stolen Bases: None</div>
<div>2 ★ Harrison Ray</div> <div>Hits: 3, 3x, last vs. Duke (6/8/19) Runs: 4, vs. Florida (3/22/19) RBI: 4, vs. South Carolina (4/29/18) Walks: 3, vs. Duke (6/7/19) HRs: 1, 4x, last at Kentucky (5/18/19) Strikeouts: 3, 6x, last vs. Louisville (6/21/19) Stolen Bases: 2, 3x, last vs. Illinois St. (3/8/19)</div>
<div>80 ★ Kumar Rocker</div> <div>Innings Pitched: 9.0, vs. Duke (6/8/19) Strikeouts: 19, vs. Duke (6/8/19) Hits Allowed: 10, vs. Tennessee (3/31/19) Walks Allowed: 4, at Alabama (4/20/19) Runs Allowed: 7, vs. Tennessee (3/31/19)</div>

<div>5 ★ CJ Rodriguez</div> <div>Hits: None Runs: None RBI: None Walks: None HRs: None Strikeouts: None Stolen Bases: None</div>
<div>55 ★ Maxwell Romero Jr.</div> <div>Hits: None Runs: None RBI: None Walks: None HRs: None Strikeouts: None Stolen Bases: None</div>
<div>66 ★ Thomas Schultz</div> <div>Innings Pitched: None Strikeouts: None Hits Allowed: None Walks Allowed: None Runs Allowed: None</div>
<div>27 ★ Ethan Smith</div> <div>Innings Pitched: 3.2, vs. Dayton (3/2/19) Strikeouts: 8, at South Carolina (5/3/19) Hits Allowed: 3, 2x, last vs. Arkansas (4/13/19) Walks Allowed: 3, 2x, last at Texas A&M (3/16/19) Runs Allowed: 2, 4x, last vs. Arkansas (4/13/19)</div>
<div>8 ★ Isaiah Thomas</div> <div>Hits: 4, vs. Tennessee Tech (4/30/19) Runs: 3, vs. Tennessee Tech (4/30/19) RBI: 5, vs. Tennessee Tech (4/30/19) Walks: 1, vs. Auburn (4/27/19) HRs: 2, vs. Tennessee Tech (4/30/19) Strikeouts: 3, at Alabama (4/19/19) Stolen Bases: None</div>
<div>9 ★ Carter Young</div> <div>Hits: None Runs: None RBI: None Walks: None HRs: None Strikeouts: None Stolen Bases: None</div>

THE LAST TIME VANDERBILT ...

Won 5 or more consecutive games	5 games (June 8-21, 2019)
Won 7 or more consecutive games	12 games (May 12, 2019-June 2, 2019)
Won 10 or more consecutive games	12 games (May 12, 2019-June 2, 2019)
Won 13 or more consecutive games	13 games (April 16-May 10, 2019)
Won 14 or more consecutive games	14 games (April 20-May 16, 2013)
Won 15 or more consecutive games	19 games (Feb. 9-March 16, 2007)

Won 5 or more consecutive home games	6 games (April 16, 2019-May 10, 2019)
Won 8 or more consecutive home games	8 games (Feb. 18-28, 2018)
Won 10 or more consecutive home games	17 games (May 29, 2015-March 15, 2016)
Won 20 or more consecutive home games	Never Happened

Won 5 or more consecutive road games	11 games (April 9, 2019-present)
Won 7 or more consecutive road games	11 games (April 9, 2019-present)
Won 10 or more consecutive road games	11 games (April 9, 2019-present)
Won 12 or more consecutive road games	13 games (April 20, 2013-March 18, 2014)

Won 5 or more consecutive conference games	10 games (April 19-May 10, 2019)
Won 6 or more consecutive conference games	10 games (April 19-May 10, 2019)
Won 9 or more consecutive conference games	10 games (April 19-May 10, 2019)
Won 11 or more consecutive conference games	11 games (April 20-May 16, 2013)

Won 5 or more consecutive conference home games	9 games (May 17, 2018-March 30, 2019)
Won 8 or more consecutive conference home games	9 games (May 17, 2018-March 30, 2019)
Won 9 or more consecutive conference home games	12 games (March 23-May 16, 2013)

Won 5 or more consecutive conference road games	9 games (April 19, 2019-present)
Won 7 or more consecutive conference road games	9 games (April 19, 2019-present)
Won 9 or more consecutive conference road games	9 games (April 19, 2019-present)

Won 5 or more consecutive midweek games	11 games (March 5, 2019-present)
Won 10 or more consecutive midweek games	11 games (March 5, 2019-present)
Won 12 or more consecutive midweek games	12 games (March 27, 2012-March 13, 2013)

Won 5 or more consecutive midweek home games	7 games (May 5, 2019-present)
Won 10 or more consecutive midweek home games	13 games (March 27, 2012-April 9, 2013)
Won 15 or more consecutive midweek home games	16 games (March 23, 2010-Feb. 22, 2012)

Lost 5 or more consecutive games	6 games (April 29-May 8, 2018)
Lost 7 or more consecutive games	7 games (March 28-April 6, 1997)
Lost 8 or more consecutive games	12 games (March 25-April 10, 1994)

Lost 4 or more consecutive home games	4 games (Feb. 24-29, 2012)
Lost 5 or more consecutive home games	6 games (April 30-May 22, 2005)
Lost 6 or more consecutive home games	6 games (April 30-May 22, 2005)
Lost 7 or more consecutive home games	9 games (1965-1966)

Lost 5 or more consecutive road games	6 games (March 30-April 20, 2018)
Lost 6 or more consecutive road games	6 games (March 30-April 20, 2018)
Lost 7 or more consecutive road games	8 games (Feb. 17-April 6, 2012)
Lost 8 or more consecutive road games	8 games (Feb. 17-April 6, 2012)
Lost 9 or more consecutive road games	9 games (March 25-April 26, 1994)
Los 10 or more consecutive road games	11 games (April 18, 1978-March 5, 1979)

Lost 5 or more consecutive conference games	6 games (May 10, 2009-March 20, 2010)
Lost 6 or more consecutive conference games	6 games (May 10, 2009-March 20, 2010)
Lost 7 or more consecutive conference games	7 games (May 10, 2008-March 15, 2009)
Lost 8 or more consecutive conference games	11 games (April 5-27, 2002)
Lost 9 or more consecutive conference games	11 games (April 5-27, 2002)
Lost 10 or more consecutive conference games	11 games (April 5-27, 2002)

Lost 5 or more consecutive conference home games	5 games (April 12-27, 2002)
Lost 6 or more consecutive conference home games	9 games (April 14-May 14, 2000)
Lost 7 or more consecutive conference home games	9 games (April 14-May 14, 2000)
Lost 8 or more consecutive conference home games	9 games (April 14-May 14, 2000)

Lost 5 or more consecutive conference road games	5 games (March 30-April 20, 2018)
Lost 6 or more consecutive conference road games	10 games (April 5-May 17, 2002)
Lost 7 or more consecutive conference road games	10 games (April 5-May 17, 2002)
Lost 8 or more consecutive conference road games	10 games (April 5-May 17, 2002)

Shutout an opponent	vs. Duke, 3-0 (June 8, 2019)
Shutout an opponent on Opening Day	vs. Santa Clara, 4-0 (Feb. 13, 2015)
Shutout an opponent at home	vs. Florida, 5-0 (March 21, 2019)
Shutout an SEC opponent at home	vs. Florida, 5-0 (March 21, 2019)
Shutout an opponent on the road	at Alabama, 2-0 (April 21, 2019)
Shutout an SEC opponent on the road	at Alabama, 2-0 (April 21, 2019)
Shutout an opponent on a neutral field	vs. Duke, 3-0 @ Nashville Super Regional (June 8, 2019)
Shutout a midweek opponent at home	vs. UT-Martin, 11-0 (April 4, 2017)
Shutout a midweek opponent on the road	at Middle Tennessee, 1-0 (April 12, 2011)
Shutout back-to-back opponents	vs. Belmont, 3-0 & vs. Florida, 5-0 (March 19-21, 2019)

Was shutout	at Texas A&M, 7-0 (March 17, 2019)
Was shutout in back-to-back games	Kentucky, 14-0 & 4-0 (April 23, 1976)

Was shutout on Opening Day	vs. San Diego, 10-0 (Feb. 17, 2006)
Was shutout at home	Kentucky, 3-0 (April 17, 2016)
Was shutout at home by an SEC opponent	Kentucky, 3-0 (April 17, 2016)
Was shutout on the road	at Texas A&M, 7-0 (March 17, 2019)
Was shutout on the road by an SEC opponent	at Texas A&M, 7-0 (March 17, 2019)

Was shutout on a neutral field	vs. Louisiana, 3-0, at Minute Maid Park (March 3, 2018)
Was shutout against a midweek opponent at home	vs. Belmont, 1-0 (Feb. 26, 2003)
Was shutout against a midweek opponent on the road	at North Florida, 2-0 (March 5, 1991)
Was shutout against a non-conference opponent on a neutral site	vs. Louisiana, 3-0, at MMP (March 3, 2018)

Run-ruled an opponent	vs. Auburn, 11-1, 8 inn. @ SEC Tournament (May 22, 2019)
Run-ruled an opponent at home	vs. Evansville, 14-3, 5 inn. (April 17, 2002)

Was run-ruled	vs. Texas A&M, 13-3, 7 inn. @ SEC Tournament (May 27, 2016)
---------------	---

Played in 14 or more innings	14 innings, vs. Illinois-Chicago (W, 6-5) (Feb. 27, 2016)
Played in 15 or more innings	16 innings, vs. Ole Miss (L, 6-5) (April 10, 2015)
Played in 16 or more innings	16 innings, vs. Ole Miss (L, 6-5) (April 10, 2015)
Played in 17 or more innings	17 innings, vs. Louisville (W, 11-10) (May 11, 2010)

Won both games of a doubleheader	at South Carolina: 9-3, 6-2 (May 5, 2019)
Shutout opponent in both games of a doubleheader	vs. Georgia: 3-0, 6-0 (April 27, 1976)
Lost both games of a doubleheader	at Tennessee: 4-2 (11), 4-3 (April 25, 2010)

Swept a 3-game series at home	vs. #25 Auburn (April 25-27, 2019)
Swept a 3-game series at home vs. non-conference opponent	vs. Dayton (March 1-2, 2019)
Swept a 3-game series on the road	at Kentucky (May 16-18, 2019)
Swept a 3-game SEC series at home	vs. #25 Auburn (April 25-27, 2019)
Swept a 3-game SEC series on the road	at Kentucky (May 16-18, 2019)
Swept a midweek series at home	2 games, vs. Presbyterian (Feb. 20-21, 2018)
Swept a midweek series on the road	2 games, at Ohio (May 17-18, 2005)
Swept a four-game series	vs. Sewanee (1907)

Was swept in a 3-game series at home	vs. Oregon (Feb. 24-26, 2012)
Was swept in a 3-game series at home vs. non-conference opponent	vs. Oregon (Feb. 24-26, 2012)
Was swept in a 3-game series on the road	at Auburn (May 4-6, 2018)
Was swept in a 3-game SEC series at home	vs. Tennessee (May 14-16, 2009)
Was swept in a 3-game SEC series on the road	at Auburn (May 4-6, 2018)

Swept 3 or more SEC series in a season	5, 2019 (vs. UF, at ALA, vs. AUB, at USC, at UK)
Swept 5 or more SEC series in a season	5, 2019 (vs. UF, at ALA, vs. AUB, at USC, at UK)
Swept 6 or more SEC series in a season	6, 2013 (at AUB, vs. UT, at OM, vs. MIZ, vs. MSU, vs. UK)
Was swept in 3 or more SEC series in a season	3, 2009 (vs. ALA, at USC, vs. UT)
Was swept in 4 or more SEC series in a season	4, 2002 (vs. UGA, at OM, at UF, at AUB)

Swept Alabama in a 3-game series at home	April 9-11, 2011
Swept Alabama in a 3-game series on the road	April 19-21, 2019
Was swept by Alabama in a 3-game series at home	April 17-19, 2009
Was swept by Alabama in a 3-game series on the road	April 22-23, 2006

Swept Florida in a 3-game series at home	March 21-23, 2019
Swept Florida in a 3-game series on the road	Never Happened
Was swept by Florida in a 3-game series at home	May 20-22, 2005
Was swept by Florida in a 3-game series on the road	March 30-April 1, 2018

Swept Georgia in a 3-game series at home	April 29-May 1, 2016
Swept Georgia in a 3-game series on the road	April 3-5, 2015
Was swept by Georgia in a 3-game series at home	March 22-24, 2002
Was swept by Georgia in a 3-game series on the road	May 2-4, 2003

Swept Kentucky in a 3-game series at home	May 17-19, 2018
Swept Kentucky in a 3-game series on the road	May 16-18, 2019
Was swept by Kentucky in a 3-game series at home	May 12-14, 2000
Was swept by Kentucky in a 3-game series on the road	April 9-10, 1988

Swept LSU in a 3-game series at home	April 22-24, 2011
Swept LSU in a 3-game series on the road	Never Happened
Was swept by LSU in a 3-game series at home	Never Happened
Was swept by LSU in a 3-game series on the road	March 11-12, 1997

Swept Mississippi State in a 3-game series at home	April 26-28, 2013
Swept Mississippi State in a 3-game series on the road	March 16-18, 2018
Was swept by Mississippi State in a 3-game series at home	April 20-21, 1991
Was swept by Mississippi State in a 3-game series on the road	March 11-12, 2000

Swept Missouri in a 3-game series at home	April 24-26, 2015
Swept Missouri in a 3-game series on the road	May 25-27, 2016
Was swept by Missouri in a 3-game series at home	Never Happened
Was swept by Missouri in a 3-game series on the road	Never Happened

Swept Ole Miss in a 3-game series at home	May 17-19, 2012
Swept Ole Miss in a 3-game series on the road	April 5-7, 2013
Was swept by Ole Miss in a 3-game series at home	1967
Was swept by Ole Miss in a 3-game series on the road	April 5-6, 2008

Swept South Carolina in a 3-game series at home	Never Happened
Swept South Carolina in a 3-game series on the road	May 3-5, 2019
Was swept by South Carolina in a 3-game series at home	April 12-14, 2002
Was swept by South Carolina in a 3-game series on the road	May 1-3, 2009

Swept Tennessee in a 3-game series at home	March 29-31, 2013
Swept Tennessee in a 3-game series on the road	May 2-4, 2008
Was swept by Tennessee in a 3-game series at home	May 14-16, 2009
Was swept by Tennessee in a 3-game series on the road	May 5-7, 2000

THE LAST TIME VANDERBILT ...

Defeated a Top 25 ranked team vs. #11 Louisville, 3-2 (June 21, 2019)
Defeated a Top 25 ranked team at home vs. #21 Missouri, 7-2 (May 12, 2019)
Defeated a Top 25 ranked team on the road at #6 Louisville, 6-2 (May 7, 2019)
Defeated a Top 25 ranked team at a neutral site vs. #11 Louisville, 3-2 (June 21, 2019)
Defeated a Top 25 ranked non-conference team vs. #11 Louisville, 3-2 (June 21, 2019)
Defeated a Top 25 ranked non-conference team at home vs. #23 Indiana State, 12-1 (June 2, 2019)
Defeated a Top 25 ranked non-conference team on the road at #6 Louisville, 6-2 (May 7, 2019)

Defeated a Top 20 ranked team vs. #11 Louisville, 3-2 (June 21, 2019)
Defeated a Top 20 ranked team at home vs. #12 Arkansas, 12-2 (April 13, 2019)
Defeated a Top 20 ranked team on the road at #6 Louisville, 6-2 (May 7, 2019)
Defeated a Top 20 ranked team at a neutral site vs. #11 Louisville, 3-2 (June 21, 2019)

Defeated a Top 15 ranked team vs. #11 Louisville, 3-2 (June 21, 2019)
Defeated a Top 15 ranked team at home vs. #12 Arkansas, 12-2 (April 13, 2019)
Defeated a Top 15 ranked team on the road at #6 Louisville, 6-2 (May 7, 2019)
Defeated a Top 15 ranked team at a neutral site vs. #11 Louisville, 3-2 (June 21, 2019)

Defeated a Top 10 ranked team vs. #3 Mississippi State, 6-3 (June 19, 2019)
Defeated a Top 10 ranked team at home vs. #5 Ole Miss, 8-7 (April 15, 2018)
Defeated a Top 10 ranked team on the road at #6 Louisville, 6-2 (May 7, 2019)
Defeated a Top 10 ranked team at a neutral site vs. #3 Mississippi State, 6-3 (June 19, 2019)

Defeated a Top 5 ranked team vs. #3 Mississippi State, 6-3 (June 19, 2019)
Defeated a Top 5 ranked team at home vs. #5 Ole Miss, 8-7 (April 15, 2018)
Defeated a Top 5 ranked team on the road at #4 Georgia, 3-2 -- 11 inn. (April 5, 2019)
Defeated a Top 5 ranked team at a neutral site vs. #3 Mississippi State, 6-3 (June 19, 2019)

Defeated a #1 ranked team vs. #1 Texas A&M, 6-5 (May 25, 2016)
Defeated a #1 ranked team at home vs. #1 Kentucky, 4-3 (April 28, 2012)
Defeated a #1 ranked team on the road at #1 Florida, 5-0 (May 14, 2016)
Defeated a #1 ranked team at a neutral site vs. #1 Texas A&M, 6-5 (May 25, 2016)

Won a series against a Top 25 ranked team vs. #21 Missouri: 5-2, 2-5, 7-2 (May 10-12, 2019)
Won a series against a Top 10 ranked team vs. #5 Ole Miss: 3-11, 8-7, 8-7 (April 13-15, 2018)
Won a series against a Top 25 ranked team at home vs. #21 Missouri: 5-2, 2-5, 7-2 (May 10-12, 2019)
Won a series against a Top 10 ranked team at home vs. #5 Ole Miss: 3-11, 8-7, 8-7 (April 13-15, 2018)
Won a series against a Top 25 ranked team on the road at #19 Miss. St.: 5-0, 10-1, 4-3 (March 16-18, 2018)
Won a series against a Top 10 ranked team on the road at #4 Florida: 0-1, 3-0, 16-2 (May 8-10, 2014)
Swept a series against a Top 25 ranked team vs. #25 Auburn: 12-6, 5-2, 9-5 (April 25-27, 2019)
Swept a series against a Top 10 ranked team 2 games, at #1 Arkansas, 9-0, 13-6 (April 10-11, 2009)
Have not swept a 3-game series in the Tim Corbin era
Played to a tie vs. Alabama, 3-3 - 8 inn. (May 20, 2017)

Hit back-to-back home runs T. Duvall (grand slam), J. Infante (solo) - 6th inn. vs. Indiana St. (June 2, 2019)
Hit back-to-back HR twice in a game Connor Kaiser (3R), Philip Clarke (solo) - 3rd inn;
Julian Infante (solo), Harrison Ray (solo) - 8th inn at Clemson (June 3, 2018)

Had multiple players hit 2-or-more home runs Stephen Scott (2), Philip Clarke (2), Connor Kaiser (3) at Clemson (June 3, 2018)
Hit 2 or more home runs in an inning 2, 1st inning, vs. Duke (June 9, 2019)
Hit 3 or more home runs in an inning 3, 3rd inning, vs. San Diego (Feb. 21, 2016)
Hit 5 or more home runs in a game 5, vs. Duke (June 9, 2019)
Hit 6 or more home runs in a game 9, vs. #8 Clemson @ NCAA Clemson Regional (June 3, 2018)
Hit 8 or more home runs in a game 9, vs. #8 Clemson @ NCAA Clemson Regional (June 3, 2018)
Hit multiple grand slams in a season 6 (P. Clarke, P. DeMarco, S. Scott, J. Infante, T. Duvall) (2019)
Hit 3 or more grand slams in a season 6 (P. Clarke, P. DeMarco, S. Scott, J. Infante, T. Duvall) (2019)
Hit 4 or more grand slams in a season 6 (P. Clarke, P. DeMarco, S. Scott, J. Infante, T. Duvall) (2019)

Homered in 3 or more consecutive innings 3, vs. Tennessee Tech, 3rd-4th-5th (April 30, 2019)
Homered in 4 or more consecutive innings 4, vs. Clemson, 5th-6th-7th-8th (June 3, 2018)
Homered in 5 or more consecutive games 6 games (May 12-22 2019)
Homered in 8 or more consecutive games 11 games (April 13-May 5, 2019)
Homered in 9 or more consecutive games 11 games (April 13-May 5, 2019)
Homered in 10 or more consecutive games 11 games (April 13-May 5, 2019)

Scored 10 or more runs in 3 consecutive games 3 games (March 22-26, 2019)
Scored 10 or more runs in 4 consecutive games 4 games (April 9-14, 2013)
Scored 10 or more runs in 5 or more consecutive games 6 games (April 22-May 1, 2011)
Scored 15 or more runs in a game 16, at Kentucky, 16-10 (May 16, 2019)
Scored 20 or more runs in a game 22, at South Carolina, 22-11 (May 3, 2019)
Scored 20 or more runs in consecutive games 21-10 vs. Tennessee Tech; 22-11 at S. Carolina (April 30; May 3, 2019)

Scored 10 or more runs in a loss 12-14, vs. Arkansas (April 14, 2019)
Scored 15 or more runs in a loss 15-16, 10 inn. - at LSU (May 7, 2010)
Scored 17 or more runs in a loss 17-22, vs. Michigan State (March 20, 1993)
Scored 20 or more runs in a loss Never Happened

Scored 10 or more unanswered runs 18, vs. Middle Tennessee (May 15, 2018)
Scored 15 or more unanswered runs 18, vs. Middle Tennessee (May 15, 2018)
Scored 20 or more unanswered runs 21, vs. Radford @ NCAA Nashville Regional (June 1, 2015)

Scored in 5 consecutive innings 5, (1st-5th inn.) vs. vs. Duke (June 9, 2019)
Scored in 6 consecutive innings 6, (3rd-8th inn.) vs. Tennessee Tech (April 30, 2019)
Scored 5 or more runs in the first inning 6, vs. Tennessee Tech (April 30, 2019)
Scored 7 or more runs in the first inning 7, vs. #12 Arkansas (April 13, 2019)
Scored 9 or more runs in the first inning 9, vs. Samford (March 12, 2019)

Scored in the first inning in 4 or more consecutive games 4 games (Feb. 24-27, 2019)
Scored 7 or more runs in an inning 9 (6th inn.), at South Carolina (May 3, 2019)
Scored 10 or more runs in an inning 13 (3rd inn.) vs. Davidson (March 5, 2019)
Scored 14 or more runs in an inning 14 (3rd inn.) vs. Middle Tennessee (May 15, 2018)
Scored 4 or more runs in three diff. innings 7 (4th inn), 9 (6th inn) & 5 (7th inn) at South Carolina (May 3, 2019)
Scored 4 or more runs in three diff. innings in consecutive games 6 (1st inn), 5 (3rd inn) & 4 (4th inn) vs. Tennessee Tech (April 30, 2019) and 7 (4th inn), 9 (6th inn) & 5 (7th inn) at S. Carolina (May 3, 2019)

Scored 10 or more runs in a road game 12, at Kentucky (May 17, 2019)
Scored 15 or more runs in a road game 16, at Kentucky (May 16, 2019)
Scored 20 or more runs in a road game 22, at South Carolina (May 3, 2019)
Scored 25 or more runs in a road game Never Happened

Allowed 10 or more runs in a loss 18, vs. Duke (June 7, 2019)
Allowed 10 or more runs in a win 10, vs. Ole Miss @ SEC Tournament (May 26, 2019)
Allowed 15 or more runs in a game 18, vs. Duke (June 7, 2019)
Allowed 20 or more runs in a game 20, vs. Florida (April 15, 2017)
Allowed 7 or more runs in an inning 10, 8th inn. vs. Duke (June 7, 2019)
Allowed 10 or more runs in an inning 13, 7th inn. vs. Xavier (June 4, 2016)
Allowed 5 or more runs in the first inning 6, vs. Ole Miss @ SEC Tourney (May 26, 2019)

Overcame a deficit of 4 or more runs in a win 8, vs. Ole Miss @ SEC Tournament (May 26, 2019)
Overcame a deficit of 5 or more runs in a win 8, vs. Ole Miss @ SEC Tournament (May 26, 2019)
Overcame a deficit of 6 or more runs in a win 8, vs. Ole Miss @ SEC Tournament (May 26, 2019)
Overcame a deficit of 7 or more runs in a win 8, vs. Ole Miss @ SEC Tournament (May 26, 2019)
Overcame a deficit of 8 or more runs in a win 8, vs. Ole Miss @ SEC Tournament (May 26, 2019)
Overcame a deficit of 9 or more runs in a win 10, vs. Illinois State (March 1, 2015)

Squandered a lead of 4 or more runs in a loss 4, vs. #12 Arkansas (April 14, 2019)
Squandered a lead of 5 or more runs in a loss 5, at #19 Texas A&M (March 16, 2019)
Squandered a lead of 6 or more runs in a loss 7, vs. South Carolina (April 27, 2018)
Squandered a lead of 7 or more runs in a loss 7, vs. South Carolina (April 27, 2018)

Had 15 or more hits in a game 17, vs. Ole Miss @ SEC Tournament (May 26, 2019)
Had 15 or more hits in a win 17, vs. Ole Miss @ SEC Tournament (May 26, 2019)
Had 18 or more hits in a game 19, at Kentucky (May 16, 2019)
Had 18 or more hits in a win 19, at Kentucky (May 16, 2019)
Had 20 or more hits in a win 21, vs. Tennessee Tech (April 30, 2019)
Had 30 or more hits in a game 30, vs. Alabama (April 17, 1988)
Had 50 or more hits in an SEC series 54, vs. Missouri (April 12-14, 2013)
Had 15 or more hits in a loss 17, vs. Florida (April 15, 2017)

Had 10 or more total bases in a game Stephen Scott (10) at Kentucky (May 16, 2019)
Had 11 or more total bases in a game Connor Kaiser (14) at Clemson (June 3, 2018)

Had at least 15 hits in back-to-back games 15, 21, 15 vs. Auburn, Tenn. Tech and at South Carolina (April 27-May 3, 2019)
Had at least 10 hits in 5 or more consecutive games 5 games (April 25-May 3, 2019)
Had at least 10 hits in 6 or more consecutive games 6 games (Feb. 20-March 1, 2019)
Had at least 10 hits in 7 or more consecutive games 7 games (Feb. 18-27, 2018)
Had at least 10 hits in 8 or more consecutive games 8 games (Feb. 27-March 12, 2010)

Had 5 or more doubles in a game 5, vs. Indiana State (June 1, 2019)
Had 6 or more doubles in a game 6, vs. Davidson (March 5, 2019)
Had 7 or more doubles in a game 8, at Clemson (June 3, 2017)
Allowed 5 or more doubles in a game 6, vs. Arkansas (April 14, 2019)
Allowed 6 or more doubles in a game 6, vs. Arkansas (April 14, 2019)

Had 2 or more triples in a game 2, vs. ETSU (March 6, 2019)
Had 3 or more triples in a game 4, vs. Radford (May 31, 2015)
Had 4 or more triples in a game 4, vs. Radford (May 31, 2015)
Allowed 2 or more triples in a game 2, vs. Duke (June 7, 2019)
Allowed 3 or more triples in a game 3, vs. Texas A&M (April 11, 2014)

THE LAST TIME VANDERBILT ...

Allowed 3 or more home runs in a game _____ 3, by Kentucky (May 19, 2018)
Allowed 4 or more home runs in a game _____ 4, vs. Sam Houston State @ Minute Maid Park (March 2, 2018)
Allowed 5 or more home runs in a game _____ 5, at Auburn (March 27, 2009)

Did not draw a walk in a game _____ vs. #12 Arkansas (April 12, 2019)
Walked 10 or more times in a game _____ 11, at South Carolina (May 3, 2019)
Walked 15 or more times in a game _____ 17, vs. Davidson (March 5, 2019)
Walked 18 or more times in a game _____ 19, vs. Middle Tennessee (May 15, 2018)
Allowed 0 walks in a game _____ at Kentucky (May 17, 2019)
Allowed 0 walks in back-to-back games _____ at San Diego, DH (Feb. 20, 2011)
Allowed 10 or more walks in a game _____ 10, vs. Tennessee Tech (April 30, 2019)
Allowed 12 or more walks in a game _____ 12, vs. Austin Peay (Feb. 27, 2019)
Allowed 10-plus walks in back-to-back games _____ 12, vs. Illinois State; 12, vs. Evansville (March 1-3, 2015)

Did not strikeout in a game _____ vs. Tennessee-Martin (Feb. 23, 2005)
Struck out 12 or more times in a game _____ 12, vs. Michigan @ CWS Finals (June 26, 2019)
Struck out 15 or more times in a game _____ 16, vs. Mississippi St. @ Nashville Super Regional (June 10, 2018)
Struck out 15 or more batters in a game _____ 16 vs. Duke (June 9, 2019)
Struck out 18 or more batters in a game _____ 19 vs. Duke (June 8, 2019)
Struck out 20 or more opposing batters in a game _____ 22, vs. Ole Miss (April 10, 2015)
Struck out 10 or more opposing batters in 5 consecutive games _____ 13 games (Feb. 20-March 10, 2019)
Struck out 10 or more opposing batters in 8 consecutive games _____ 13 games (Feb. 20, 2019-March 10, 2019)

Pitching staff held opponent scoreless for 10 consecutive inn. in a game _____ 11 inn. at Missouri (March 26, 2016)

Had 5 or more hit batters in a game _____ 5, by Arkansas (March 14, 2015)
Had 6 or more hit batters in a game _____ 6, by Rhode Island (March 4, 2012)

Had 5 or more stolen bases in a game _____ 5, vs. South Carolina (April 29, 2018)
Had 6 or more stolen bases in a game _____ 6, vs. LSU (March 23, 2018)
Had 7 or more stolen bases in a game _____ 7, vs. UMass-Lowell (Feb. 25, 2018)
Had 8 or more stolen bases in a game _____ 8, vs. UNC-Wilmington (June 1, 2012)

Left 13 or more runners on base _____ 15, vs. #14 Florida (March 22, 2019)
Left 14 or more runners on base _____ 15, vs. #14 Florida (March 22, 2019)
Left 15 or more runners on base _____ 15, vs. #14 Florida (March 22, 2019)
Left 16 or more runners on base _____ 17, vs. Mississippi State @ Nashville Super Regional (June 10, 2018)

Committed 4 or more errors in a game _____ 4, at Texas A&M (March 17, 2019)
Committed 5 or more errors in a game _____ 6, at Middle Tennessee (March 22, 2016)
Committed 6 or more errors in a game _____ 6, at Middle Tennessee (March 22, 2016)

Combined for a no-hitter _____ at Western Kentucky (J. Lewis, N. Pilkington, J. Scott, M. Buschmann), May 6, 2003
Combined for a perfect game _____ at Western Kentucky (J. Lewis, N. Pilkington, J. Scott, M. Buschmann), May 6, 2003
Combined on a one-hitter _____ vs. Quinnipiac (T. Ferguson, R. Johnson, M. Ruppenthal, B. Bowden), March 11, 2015
Combined on a two-hitter _____ vs. Tennessee-Martin (C. Day, J. Gillis, C. Snider, R. Hayes), April 4, 2017
Combined on a three-hitter _____ at Alabama (P. Raby, H. Fisher, T. Brown), April 21, 2019
Was no-hit _____ at Texas A&M (Kyle Simonds, 9.0), May 7, 2016

Started six true freshmen _____ at Auburn (Austin Martin - LF, Philip Clarke - DH, Pat DeMarco - RF, Jayson Gonzalez - SS, Garrett Blaylock - 3B, Mason Hickman - SP), May 6, 2018

HITTING:
Hit an inside-the-park home run _____ Will Toffey vs. Belmont (March 22, 2017)
Hit a pinch-hit home run _____ Walker Grisanti at #4 Georgia (April 5, 2019)
Hit a grand slam _____ Ty Duvall vs. Indiana State (June 2, 2019)
Hit a grand slam on the road _____ Julian Infante at South Carolina (May 3, 2019)

Hit a walk-off home run _____ JJ Bleday vs. Mississippi State (June 9, 2018)
Had a walk-off base hit _____ Philip Clarke vs. Ole Miss @ SEC Tourney (May 26, 2019)

Hit 2 or more home runs in a game _____ Stephen Scott (2) vs. Mississippi State (June 19, 2019)
Hit 2 or more home runs in an SEC game _____ Stephen Scott (2) at Kentucky (May 16, 2019)
Hit 3 or more home runs in a game _____ Connor Kaiser (3) at Clemson (June 3, 2018)
Hit 2 or more home runs consecutive games _____ Austin Martin (2) vs. Duke + Louisville (June 9-16, 2019)

Homered in consecutive at-bats _____ Austin Martin, 1st inn., 2nd inn. vs. Duke (June 9, 2019)
Homered in consecutive at-bats in an SEC game _____ S. Scott, 1st inn., 3rd inn. at Kentucky (May 16, 2019)

Hit for the cycle _____ Clinton Johnston vs. Kentucky (April 28, 1996)
Hit for the cycle in an SEC game _____ Clinton Johnston vs. Kentucky (April 28, 1996)

Had a 20-game hit streak _____ JJ Bleday and Austin Martin, 20 (May 17, 2018-March 1, 2019)
Had a 25-game hit streak _____ Xavier Turner, 27 (March 4-April 22, 2014)
Had a 45-game on-base streak _____ JJ Bleday, 50 (March 19-June 26, 2019)

Had 2 hits in an inning _____ Ethan Paul (1B, 2B) vs. Davidson (March 5, 2019)
Had 5 or more hits in a game _____ Ethan Paul (5) vs. #14 Florida (March 22, 2019)

Had 5 or more RBIs in a game _____ Julian Infante (6) at South Carolina (May 3, 2019)
Had 6 or more RBIs in a game _____ Julian Infante (6) at South Carolina (May 3, 2019)
Had 7 or more RBIs in a game _____ Pat DeMarco (7) vs. Davidson (March 5, 2019)
Had 10 or more RBIs in a game _____ Connor Kaiser (10) at Clemson (June 3, 2018)

Stole home _____ Ethan Paul vs. Auburn (May 19, 2016)
Had a triple steal _____ Ethan Paul (home), Jeren Kendall (3rd), Bryan Reynolds (2nd) vs. Auburn (May 19, 2016)
Had 3 or more stolen bases in a game _____ Austin Martin (3) vs. Presbyterian (Feb. 21, 2018)

PITCHING:
Threw a 9-inning no-hitter _____ Kumar Rocker vs. Duke @ Nashville Super Regional (June 8, 2019)
Doug Wessel vs. Belmont (April 19, 1971)

Struck out 10 or more batters in a game _____ Mason Hickman, 10, vs. Michigan (June 26, 2019)
Struck out 10 or more batters in an SEC game _____ Kumar Rocker, 10, vs. #25 Auburn (April 26, 2019)
Struck out 12 or more batters in a game _____ Kumar Rocker, 19, vs. Duke (June 8, 2019)
True freshman struck out 10 or more batters in a game _____ Kumar Rocker, 11, vs. Michigan (June 25, 2019)
True freshman struck out 15 or more batters in a game _____ Kumar Rocker, 19, vs. Duke (June 8, 2019)
Struck out 15 or more batters in a game _____ Kumar Rocker, 19, vs. Duke (June 8, 2019)
Struck out 10 or more batters in consecutive games _____ Kumar Rocker, 11 and Mason Hickman, 10 vs. Michigan (June 25-26, 2019)

Struck out 15 or more batters in a game _____ Kumar Rocker, 19, vs. Duke (June 8, 2019)
Struck out 7 or more batters in career debut _____ 8, Austin Becker vs. Davidson (March 5, 2019)

Pitched a 7-inning, complete game _____ Mason Hickman vs. LSU (March 25, 2018)
Pitched 9 or more innings _____ 9.0, Kumar Rocker vs. Duke (June 8, 2019)
Pitched 9 or more scoreless innings _____ 9.0, Kumar Rocker vs. Duke (June 8, 2019)
Pitched a 9-inning, complete game _____ 9.0, Kumar Rocker vs. Duke (June 8, 2019)
Pitched a 9-inning, complete-game shutout _____ 9.0, Kumar Rocker vs. Duke (June 8, 2019)
Picked up 10 or more saves in a season _____ 17, Tyler Brown (2019)
Picked up 15 or more saves in a season _____ 17, Tyler Brown (2019)
Picked up win and save on same day _____ Jackson Gillis vs. Ole Miss, Win - Game 1, Save - Game 2 (April 15, 2018)
Picked up the save (true freshman) _____ Austin Becker vs. Davidson (March 5, 2019)

NUMERICAL ROSTER

No.	Name	Pos.	B/T	Ht.	Wt.	Cl.	Hometown/High School
2	Harrison Ray	IF	R/R	5-11	200	Sr./3L	Longwood, Fla./Lake Brantley
3	Cooper Davis	OF	L/R	5-10	175	Jr./2L	Mississauga, Ontario/St. Aloysius Gonzaga
5	CJ Rodriguez	C	R/R	5-10	185	Fr./HS	Newport Beach, Calif./Mater Dei
6	Tate Kolwyck	OF	R/R	5-11	185	So./1L	Memphis, Tenn./Arlington
8	Isaiah Thomas	OF	R/R	6-2	190	So./1L	Palm Beach Gardens, Fla./The Benjamin School
9	Carter Young	IF	S/R	6-0	177	Fr./HS	Selah, Wash./Selah
10	T.J. McKenzie	IF	R/R	6-1	160	Fr./HS	Loxahatchee, Fla./The Benjamin School
11	Matt Hogan	OF	L/R	6-0	190	So./1L	Melville, N.Y./Half Hollow Hills East
12	Dominic Keegan	UTL	R/R	6-0	210	So./1L	Methuen, Mass./Central Catholic
16	Austin Martin	UTL	R/R	6-0	175	Jr./2L	Jacksonville, Fla./Trinity Christian Academy
18	Will Duff	UTL	R/R	5-11	185	Fr./HS	Springfield, Mo./Springfield Catholic
19	Troy LaNeve	OF	L/R	6-0	210	Fr./HS	Pittsburgh, Pa./Pine Richland
20	Ty Duvall	C	L/R	5-10	185	Sr./3L	Lebanon, Ohio/Lebanon
21	Tyler Brown	RHP	R/R	6-4	233	Jr./2L	Ashland, Ohio/Olentangy Orange
22	Jack Leiter	RHP	R/R	6-1	195	Fr./HS	Summit, N.J./Delbarton School
25	Parker Noland	IF	L/R	6-1	195	Fr./HS	Knoxville, Tenn./Farragut
27	Ethan Smith	RHP	R/R	6-1	200	So./1L	Mt. Juliet, Tenn./Mt. Juliet
29	Nick Maldonado	RHP	R/R	6-2	195	Fr./HS	Short Hills, N.J./Seton Hall Prep
30	Sterling Hayes	IF	R/R	6-1	190	So./1L	San Diego, Calif./Francis Parker
32	Hugh Fisher	LHP	R/L	6-5	187	Jr./2L	Eads, Tenn./Briarcrest Christian
33	Erik Kaiser	RHP	R/R	6-4	215	Jr./2L	Waterloo, Ill./Waterloo
34	Spencer Jones	UTL	L/L	6-7	205	Fr./HS	Encinitas, Calif./La Costa Canyon
35	Chris McElvain	RHP	R/R	6-1	195	Fr./HS	Thompson Station, Tenn./Summit
39	Jake Eder	LHP	L/L	6-4	220	Jr./2L	Ocean Ridge, Fla./Calvary Christian Academy
40	Sam Hliboki	RHP	L/R	6-3	185	Fr./HS	Los Angeles, Calif./Harvard Westlake
42	Justyn-Henry Malloy	UTL	R/R	6-2	210	So./1L	Bergenfield, N.J./St. Joseph Regional
43	Michael Doolin	RHP	L/R	6-3	200	Fr./HS	Schererville, Ind./Andrean
44	Mason Hickman	RHP	R/R	6-6	230	Jr./2L	Hendersonville, Tenn./Pope John Paull II
45	Chance Huff	RHP	R/R	6-4	210	So./1L	Niceville, Fla./Niceville
49	Ryan Keenan	LHP	L/L	5-10	165	Fr./HS	Lighthouse Point, Fla./Calvary Christian Academy
50	Luke Murphy	RHP	R/R	6-5	175	R-Fr./HS	Cross Plains, Tenn./East Robertson
55	Maxwell Romero Jr.	C	L/R	6-0	185	Fr./HS	Miramar, Fla./Pembroke Pines Charter
66	Thomas Schultz	RHP	R/R	6-6	205	Fr./HS	Mount Carmel, Pa./Our Lady of Lourdes Regional
80	Kumar Rocker	RHP	R/R	6-4	255	So./1L	Athens, Ga./North Oconee

Head Coach: 4 Tim Corbin (Ohio Wesleyan '84) – 18th season at Vanderbilt
Associate Head Coach: 26 Scott Brown (SUNY-Cortland '99)
Assistant Coach: 24 Mike Baxter (Vanderbilt '05)
Volunteer Coach: 1 David Macias (Vanderbilt '08)
Strength and Conditioning Coach: Chris Ham (Illinois '05)
Director of Baseball Operations: Brooks Webb (Birmingham Southern '11)
Internal Operations Coordinator: Casey Stangel (Washington '17)
Athletic Trainer: Chris Matarazzo (Springfield College '12)
Director of Player Development: Brandon Barak (Illinois '12)
Video Coordinator: Josh Ruchotzke (Vanderbilt '17)
Equipment Manager: Kevin Collins (Purdue '15)
Student Managers: Sebastian Baca, Drew Baxley, Chase Casali, Jackson Kelley

PRONUNCIATION CHART

Brandon Barak _____ BARE-uck
Mater Dei _____ mah-tur day
Jake Eder _____ EE-der
Sam Hliboki _____ luh-BO-kee
Tate Kolwyck _____ COLE-wick
Troy LaNeve _____ luh-neve
Miramar, Fla. _____ MEER-uh-mar
Kumar Rocker _____ KOO-mar
Josh Ruchotzke _____ ruh-CHOT-skee
Methuen, Mass. _____ meth-oo-en

ALPHABETICAL ROSTER


#	Name	Pos.	Yr.
21	Tyler Brown	RHP	Jr.
3	Cooper Davis	OF	Jr.
43	Michael Doolin	RHP	Fr.
18	Will Duff	UTL	Fr.
20	Ty Duvall	C	Sr.
39	Jake Eder	LHP	Jr.
32	Hugh Fisher	LHP	Jr.
30	Sterling Hayes	IF	So.
44	Mason Hickman	RHP	Jr.
40	Sam Hliboki	RHP	Fr.
11	Matt Hogan	OF	So.
45	Chance Huff	RHP	So.
34	Spencer Jones	UTL	Fr.
33	Erik Kaiser	RHP	Jr.
12	Dominic Keegan	UTL	So.
49	Ryan Keenan	LHP	Fr.
6	Tate Kolwyck	OF	So.
19	Troy LaNeve	OF	Fr.
22	Jack Leiter	RHP	Fr.
29	Nick Maldonado	RHP	Fr.
42	Justyn-Henry Malloy	UTL	So.
16	Austin Martin	UTL	Jr.
35	Chris McElvain	RHP	Fr.
10	T.J. McKenzie	IF	Fr.
50	Luke Murphy	RHP	R-Fr.
25	Parker Noland	IF	Fr.
2	Harrison Ray	IF	Sr.
80	Kumar Rocker	RHP	So.
5	CJ Rodriguez	C	Fr.
55	Maxwell Romero Jr.	C	Fr.
66	Thomas Schultz	RHP	Fr.
27	Ethan Smith	RHP	So.
8	Isaiah Thomas	OF	So.
9	Carter Young	IF	Fr.

EXPERIENCE BREAKDOWN

Seniors (2) _____ Duvall, Ray
Juniors (7) _____ Brown, Davis, Eder, Fisher,
Hickman, Kaiser, Martin
Sophomores (9) _____ Hayes, Hogan, Huff, Keegan,
Kolwyck, Malloy, Rocker, Smith, Thomas
Redshirt Freshman (1) _____ Murphy
Freshmen (15) _____ Doolin, Duff, Hliboki, Jones, Keenan,
Laneve, Leiter, Maldonado, McElvain, McKenzie,
Noland, Rodriguez, Romero Jr., Schultz, Young



Harrison Ray
Jr. ★ 5-11 ★ 200 ★ R/R
IF ★ Longwood, Fla.



Cooper Davis
Jr. ★ 5-10 ★ 175 ★ L/R
OF ★ Mississauga, Ontario



CJ Rodriguez
Fr. ★ 5-10 ★ 185 ★ R/R
C ★ Newport Beach, Calif.



Tate Kolwyck
So. ★ 5-11 ★ 185 ★ R/R
OF ★ Memphis, Tenn.



Isaiah Thomas
So. ★ 6-2 ★ 190 ★ R/R
OF ★ Palm Beach Gardens, Fla.




Carter Young
Fr. ★ 6-0 ★ 177 ★ S/R
IF ★ Selah, Wash.



T.J. McKenzie
Fr. ★ 6-1 ★ 160 ★ R/R
IF ★ Loxahatchee, Fla.



Matt Hogan
So. ★ 6-0 ★ 190 ★ L/R
OF ★ Melville, N.Y.




Dominic Keegan
So. ★ 6-0 ★ 210 ★ R/R
UTL ★ Methuen, Mass.




Austin Martin
Jr. ★ 6-0 ★ 175 ★ R/R
UTL ★ Jacksonville, Fla.




Will Duff
Fr. ★ 5-11 ★ 185 ★ R/R
UTL ★ Springfield, Mo.




Troy Laneve
Fr. ★ 6-0 ★ 210 ★ L/R
OF ★ Pittsburgh, Pa.




Ty Duvall
Sr. ★ 5-10 ★ 185 ★ L/R
C ★ Lebanon, Ohio




Tyler Brown
Jr. ★ 6-4 ★ 233 ★ R/R
RHP ★ Ashland, Ohio



Jack Leiter
Fr. ★ 6-1 ★ 195 ★ R/R
RHP ★ Summit, N.J.



Parker Noland
Fr. ★ 6-1 ★ 195 ★ L/R
IF ★ Knoxville, Tenn.




Ethan Smith
So. ★ 6-1 ★ 200 ★ R/R
RHP ★ Mt. Juliet, Tenn.




Nate Maldonado
Fr. ★ 6-2 ★ 195 ★ R/R
RHP ★ Short Hills, N.J.




Sterling Hayes
So. ★ 6-1 ★ 190 ★ R/R
IF ★ San Diego, Calif.



Hugh Fisher
Jr. ★ 6-5 ★ 187 ★ R/L
LHP ★ Eads, Tenn.



Erik Kaiser
Jr. ★ 6-4 ★ 215 ★ R/R
RHP ★ Waterloo, Ill.



Spencer Jones
Fr. ★ 6-7 ★ 205 ★ L/L
UTL ★ Encinitas, Calif.




Chris McElvain
Fr. ★ 6-1 ★ 195 ★ R/R
RHP ★ Thompson Station, Tenn.




Jake Eder
Fr. ★ 6-4 ★ 220 ★ L/L
LHP ★ Ocean Ridge, Fla.



Sam Hliboki
Fr. ★ 6-3 ★ 185 ★ L/R
RHP ★ Los Angeles, Calif.




Justyn-Henry Malloy
So. ★ 6-2 ★ 210 ★ R/R
UTL ★ Bergenfield, N.J.




Michael Doolin
Fr. ★ 6-3 ★ 200 ★ L/R
RHP ★ Schererville, Ind.



Mason Hickman
Jr. ★ 6-6 ★ 230 ★ R/R
RHP ★ Hendersonville, Tenn.



Chance Huff
So. ★ 6-4 ★ 210 ★ R/R
RHP ★ Niceville, Fla.



Ryan Keenan
Fr. ★ 5-10 ★ 165 ★ L/L
UTL ★ Lighthouse Point, Fla.



Luke Murphy
R-Fr. ★ 6-5 ★ 175 ★ R/R
RHP ★ Cross Plains, Tenn.




Maxwell Romero Jr.
Fr. ★ 6-0 ★ 185 ★ L/R
C ★ Miramar, Fla.



Thomas Schultz
Fr. ★ 6-6 ★ 205 ★ R/R
RHP ★ Mount Carmel, Pa.



Kumar Rocker
So. ★ 6-4 ★ 255 ★ R/R
RHP ★ Athens, Ga.




Tim Corbin
Head Coach
18th Season



Scott Brown
Associate Head Coach
8th Season



Mike Baxter
Assistant Coach
3rd Season



David Macias
Volunteer Assistant Coach
3rd Season