



Officials: Todd Austin, Vladimir Voyard-Tadal, Brian Shey

Texas A&M - 69

Record: 8-6 (2-1)

NO.	Name	F	Min	FG			3P			FT			Rebounds			Fouls		TP	AS	TO	ST	Blocks		+/-
				M-A	M-A	M-A	OR	DR	TOT	PF	FD	BS	BA											
5	Emanuel Miller	F	22:40	3-6	0-0	0-1	1	6	7	3	1	6	0	0	0	0	0	0	0	0	1	6		
32	Josh Nebo	F	27:21	4-4	0-0	0-0	3	4	7	2	1	8	0	3	0	2	0	8						
1	Savion Flagg	G	28:34	4-7	1-2	0-0	1	5	6	4	3	9	4	2	2	0	0	19						
11	Wendell Mitchell	G	16:23	1-7	1-6	0-0	0	1	1	3	1	3	0	0	0	0	-3							
20	Andre Gordon	G	25:51	6-12	1-3	2-2	0	4	4	0	2	15	2	4	2	0	20							
0	Jay Jay Chandler		25:11	4-9	1-4	1-2	0	2	2	2	2	10	2	1	1	0	21							
15	Jonathan Aku		12:28	0-1	0-0	0-0	1	2	3	2	1	0	0	1	1	0	11							
35	Yavuz Gultekin		10:14	3-3	0-0	0-0	0	0	0	0	0	6	0	0	0	0	2							
3	Quenton Jackson		17:31	4-5	0-0	1-2	1	3	4	3	2	9	1	0	1	0	12							
12	Mark French		12:26	1-3	1-1	0-0	0	1	1	0	1	3	3	1	0	0	0							
21	Zach Walker		01:21	0-0	0-0	0-0	0	0	0	0	0	0	0	0	0	0	-1							
Team							3	0	3			0		0										
<b>Totals</b>				30-57	5-16	4-7	10	28	38	19	14	69	12	12	7	2	4	19						

Shooting By Period		
1st FG%	15-28	53.6%
3PT%	3-10	30.0%
FT%	3-5	60%
2nd FG%	15-29	51.7%
3PT%	2-6	33.3%
FT%	1-2	50%
GM FG%	30-57	52.6%
3PT%	5-16	31.3%
FT%	4-7	57.1%

Dead Ball Rebounds: 1, 0

Technical Fouls: NONE

Vanderbilt - 50

Record: 8-7 (0-2)

NO.	Name	F	Min	FG			3P			FT			Rebounds			Fouls		TP	AS	TO	ST	Blocks		+/-
				M-A	M-A	M-A	OR	DR	TOT	PF	FD	BS	BA											
1	Dylan Disu	F	25:39	1-8	0-6	0-0	1	1	2	2	0	2	2	3	1	1	0	-17						
50	Ejike Obinna	C	31:31	6-10	0-0	0-1	4	3	7	2	2	12	0	1	2	1	1	-9						
0	Saben Lee	G	32:39	1-5	1-5	1-2	0	1	1	2	4	4	4	3	1	0	-10							
2	Scotty Pippen Jr.	G	26:07	2-5	2-5	4-4	0	1	1	2	4	10	2	4	0	0	-10							
4	Jordan Wright	G	28:03	1-9	0-5	5-8	2	3	5	1	4	7	0	2	3	0	-15							
3	Maxwell Evans		22:23	4-8	2-6	2-3	1	3	4	1	2	12	0	1	1	0	-15							
13	Matthew Moyer		02:10	0-0	0-0	0-0	0	0	0	0	0	0	0	0	0	0	-5							
11	Braelee Albert		04:58	0-1	0-0	3-3	1	1	2	0	2	3	0	0	0	0	-2							
21	Jon Jossell		10:09	0-1	0-1	0-0	0	2	2	3	1	0	0	0	0	0	-3							
55	Oton Jankovic		13:29	0-3	0-2	0-0	1	2	3	1	0	0	1	0	0	0	-5							
14	Isaiah Rice		02:52	0-0	0-0	0-0	0	0	0	0	0	0	0	0	0	0	-4							
Team							1	1	2			0		0										
<b>Totals</b>				15-50	5-30	15-21	11	18	29	14	19	50	9	14	8	4	2	-19						

Shooting By Period		
1st FG%	6-25	24.0%
3PT%	3-15	20.0%
FT%	5-7	71.4%
2nd FG%	9-25	36.0%
3PT%	2-15	13.3%
FT%	10-14	71.4%
GM FG%	15-50	30.0%
3PT%	5-30	16.7%
FT%	15-21	71.4%

Dead Ball Rebounds: 2, 1

Technical Fouls: NONE

	A&M	VAN
Biggest lead	31 (2 <sup>nd</sup> 9:59)	0 (1 <sup>st</sup> 20:00)
Best Scoring Run	13 (2 <sup>nd</sup> 11:38)	9 (2 <sup>nd</sup> 5:11)
Lead Changes	0	
Times Tied	0	
Time with Lead	39:47	00:00

Points from	A&M	VAN
Turnovers	16	7
Paint	40	18
Second Chance	16	11
Fast Breaks	3	3
Bench	28	15

	Period by Period Scoring		
	1st	2nd	TOT
A&M	36	33	69
VAN	20	30	50



**Period 1**

**Quarter Starters:**

<b>VAN</b>	0 Lee S	1 Disu D	2 Phippen Jr. S	4 Wright J	50 Obinna E
<b>A&amp;M</b>	1 Flagg S	5 Miller E	11 Mitchell W	20 Gordon A	32 Nebo J

Game Time	VAN	Score	Diff	A&M
20:00	50 OBINNA E jumpball lost			32 NEBO J jumpball won
19:47		<b>0-2</b>	<b>-2</b>	20 GORDON A 2pt FG outside the paint, jump shot made (2)
19:47				1 FLAGG S assist (1)
19:26	2 PIPPEN JR. S 3pt FG , jump shot missed			
19:22				20 GORDON A defensive rebound (1)
19:11	4 WRIGHT J steal (1)			1 FLAGG S turnover lost ball (1)
19:00	4 WRIGHT J 3pt FG , jump shot missed			
18:57				11 MITCHELL W defensive rebound (1)
18:45		<b>0-5</b>	<b>-5</b>	11 MITCHELL W 3pt FG , jump shot made (3)
18:45				1 FLAGG S assist (2)
18:32	2 PIPPEN JR. S foul offensive (1 - 1)			20 GORDON A foul drawn (1)
18:32	2 PIPPEN JR. S turnover offensive (1)			
18:19	4 WRIGHT J steal (2)			1 FLAGG S turnover lost ball (2)
18:15	1 DISU D turnover bad pass (1)			
18:05				20 GORDON A 2pt FG outside the paint, jump shot missed
18:01				offensive rebound (3)
17:50		<b>0-7</b>	<b>-7</b>	20 GORDON A 2pt FG in the paint, made (4)
17:20	0 LEE S foul drawn (1)			1 FLAGG S foul shooting (1 - 1)
17:20	0 LEE S free throw 1 - 2 missed			
17:20	offensive dead ball rebound (1)			
17:20	0 LEE S free throw 2 - 2 made (1)	<b>1-7</b>	<b>-6</b>	
17:02				11 MITCHELL W 3pt FG , jump shot missed
16:56	2 PIPPEN JR. S defensive rebound (1)			
16:41	4 WRIGHT J foul drawn (1)			11 MITCHELL W foul shooting (1 - 2)
16:41	4 WRIGHT J free throw 1 - 2 missed			
16:41	offensive dead ball rebound (2)			
16:41	4 WRIGHT J free throw 2 - 2 made (1)	<b>2-7</b>	<b>-5</b>	
16:20		<b>2-9</b>	<b>-7</b>	32 NEBO J 2pt FG in the paint, jump shot made (2)
16:06	50 OBINNA E 2pt FG in the paint, dunk, made (2)	<b>4-9</b>	<b>-5</b>	
16:06	2 PIPPEN JR. S assist (1)			
15:45	1 DISU D steal (1)			32 NEBO J turnover lost ball (1)
15:40	4 WRIGHT J 2pt FG fast break in the paint, layup made (3)	<b>6-9</b>	<b>-3</b>	
15:40	0 LEE S assist (1)			
15:19	0 LEE S steal (1)			32 NEBO J turnover bad pass (2)
15:09	1 DISU D 3pt FG , jump shot missed			
15:05				5 MILLER E defensive rebound (1)
14:52				1 FLAGG S 2pt FG in the paint, jump shot missed
14:49				1 FLAGG S offensive rebound (1)
14:37		<b>6-11</b>	<b>-5</b>	20 GORDON A 2pt FG outside the paint, jump shot made (6)
14:16	2 PIPPEN JR. S 3pt FG , jump shot made (3)	<b>9-11</b>	<b>-2</b>	
14:16	1 DISU D assist (1)			
13:54				11 MITCHELL W 3pt FG , jump shot missed
13:52	50 OBINNA E defensive rebound (1)			



**Texas A&M at Vanderbilt**

01/11/20 Memorial Gymnasium, Nashville  
2019-20 Men's Basketball

**Game Time:** 8:30 PM  
**Game Duration:** 1:53  
**Attendance:** 9,076

**Officials:** Todd Austin, Vladimir Voyard-Tadal, Brian Shey

Game Time	VAN	Score	Diff	A&M
13:52	50 OBINNA E foul drawn (1)			32 NEBO J foul personal (1 - 3)
13:52	Timeout media			
13:52	0 LEE S substitution out			
13:52	3 EVANS M substitution in			
13:52				5 MILLER E substitution out
13:52				11 MITCHELL W substitution out
13:52				32 NEBO J substitution out
13:52				0 CHANDLER J substitution in
13:52				15 AKU J substitution in
13:52				35 GULTEKIN Y substitution in
13:25	3 EVANS M 3pt FG , jump shot missed			
13:22				1 FLAGG S defensive rebound (2)
13:22	1 DISU D foul personal (1 - 2)			1 FLAGG S foul drawn (1)
13:09		<b>9-14</b>	<b>-5</b>	20 GORDON A 3pt FG , jump shot made (9)
13:09				0 CHANDLER J assist (1)
12:48	2 PIPPEN JR. S turnover bad pass (2)			0 CHANDLER J steal (1)
12:45		<b>9-16</b>	<b>-7</b>	0 CHANDLER J 2pt FG in the paint, made (2)
12:45	50 OBINNA E substitution out			
12:45	13 MOYER M substitution in			
12:21	3 EVANS M turnover travel (1)			
11:59		<b>9-19</b>	<b>-10</b>	0 CHANDLER J 3pt FG , jump shot made (5)
11:59				20 GORDON A assist (1)
11:00				1 FLAGG S substitution out
11:00				5 MILLER E substitution in
11:20	4 WRIGHT J 2pt FG in the paint, layup missed			
11:12				5 MILLER E defensive rebound (2)
10:51		<b>9-21</b>	<b>-12</b>	35 GULTEKIN Y 2pt FG in the paint, layup made (2)
10:51				20 GORDON A assist (2)
10:35	Timeout media			
10:35	1 DISU D substitution out			
10:35	2 PIPPEN JR. S substitution out			
10:35	13 MOYER M substitution out			
10:35	0 LEE S substitution in			
10:35	11 ALBERT B substitution in			
10:35	50 OBINNA E substitution in			
10:35				20 GORDON A substitution out
10:35				35 GULTEKIN Y substitution out
10:35				3 JACKSON Q substitution in
10:35				12 FRENCH M substitution in
10:34	4 WRIGHT J turnover bad pass (1)			
10:34	4 WRIGHT J substitution out			
10:34	2 PIPPEN JR. S substitution in			
10:24				5 MILLER E 2pt FG in the paint, jump shot missed
10:19				5 MILLER E offensive rebound (3)
10:19		<b>9-23</b>	<b>-14</b>	5 MILLER E 2pt FG in the paint, layup made (2)
09:58	2 PIPPEN JR. S 3pt FG , jump shot made (6)	<b>12-23</b>	<b>-11</b>	
09:58	0 LEE S assist (2)			
09:38	11 ALBERT B foul drawn (1)			15 AKU J foul offensive (1 - 4)
09:38				15 AKU J turnover offensive (1)



**Texas A&M at Vanderbilt**

01/11/20 Memorial Gymnasium, Nashville  
2019-20 Men's Basketball

**Game Time:** 8:30 PM  
**Game Duration:** 1:53  
**Attendance:** 9,076

**Officials:** Todd Austin, Vladimir Voyard-Tadal, Brian Shey

Game Time	VAN	Score	Diff	A&M
09:31	2 PIPPEN JR. S turnover lost ball (3)			
09:28	2 PIPPEN JR. S foul shooting (2 - 3)			0 CHANDLER J foul drawn (1)
09:28		<b>12-24</b>	<b>-12</b>	0 CHANDLER J free throw fast break 1 - 2 made (6)
09:28	2 PIPPEN JR. S substitution out			
09:28	21 JOSSELL J substitution in			
09:28				0 CHANDLER J free throw fast break 2 - 2 missed
09:28	11 ALBERT B defensive rebound (1)			
09:16	0 LEE S turnover bad pass (1)			15 AKU J steal (1)
09:09				0 CHANDLER J 2pt FG in the paint, layup missed
09:08				15 AKU J offensive rebound (1)
09:08				15 AKU J substitution out
09:08				32 NEBO J substitution in
09:08		<b>12-26</b>	<b>-14</b>	32 NEBO J 2pt FG in the paint, layup made (4)
08:51	3 EVANS M 3pt FG , jump shot missed			
08:47				3 JACKSON Q defensive rebound (1)
08:27		<b>12-28</b>	<b>-16</b>	5 MILLER E 2pt FG in the paint, made (4)
08:06	11 ALBERT B foul drawn (2)			3 JACKSON Q foul shooting (1 - 5)
08:06	11 ALBERT B free throw 1 - 3 made (1)	<b>13-28</b>	<b>-15</b>	
08:06				5 MILLER E substitution out
08:06				35 GULTEKIN Y substitution in
08:06	3 EVANS M substitution out			
08:06	1 DISU D substitution in			
08:06	11 ALBERT B free throw 2 - 3 made (2)	<b>14-28</b>	<b>-14</b>	
08:06	11 ALBERT B free throw 3 - 3 made (3)	<b>15-28</b>	<b>-13</b>	
07:50		<b>15-30</b>	<b>-15</b>	35 GULTEKIN Y 2pt FG in the paint, jump shot made (4)
07:29	1 DISU D 3pt FG , jump shot missed			
07:23	11 ALBERT B offensive rebound (2)			
07:21	11 ALBERT B 2pt FG in the paint, layup missed			
07:18				32 NEBO J defensive rebound (1)
07:02				0 CHANDLER J 3pt FG , jump shot missed
06:59				32 NEBO J offensive rebound (2)
06:58	21 JOSSELL J foul personal (1 - 4)			32 NEBO J foul drawn (1)
06:58	Timeout media			
06:58	11 ALBERT B substitution out			
06:58	4 WRIGHT J substitution in			
06:58				12 FRENCH M substitution out
06:58				35 GULTEKIN Y substitution out
06:58				1 FLAGG S substitution in
06:58				20 GORDON A substitution in
06:44	21 JOSSELL J foul shooting (2 - 5)			20 GORDON A foul drawn (2)
06:44		<b>15-31</b>	<b>-16</b>	20 GORDON A free throw 1 - 2 made (10)
06:44		<b>15-32</b>	<b>-17</b>	20 GORDON A free throw 2 - 2 made (11)
06:44				3 JACKSON Q substitution out
06:44				35 GULTEKIN Y substitution in
06:16	21 JOSSELL J 3pt FG , jump shot missed			
06:13	1 DISU D offensive rebound (1)			
06:05	1 DISU D 2pt FG in the paint, dunk, made (2)	<b>17-32</b>	<b>-15</b>	
05:44				20 GORDON A 3pt FG , jump shot missed
05:40	1 DISU D defensive rebound (2)			



**Texas A&M at Vanderbilt**

01/11/20 Memorial Gymnasium, Nashville  
2019-20 Men's Basketball

**Game Time:** 8:30 PM  
**Game Duration:** 1:53  
**Attendance:** 9,076

**Officials:** Todd Austin, Vladimir Voyard-Tadal, Brian Shey

Game Time	VAN	Score	Diff	A&M
05:32	50 OBINNA E 2pt FG in the paint, layup missed			
05:30				1 FLAGG S defensive rebound (3)
05:13	21 JOSSELL J substitution out			
05:13	3 EVANS M substitution in			
05:13				0 CHANDLER J substitution out
05:13				35 GULTEKIN Y substitution out
05:13				3 JACKSON Q substitution in
05:13				11 MITCHELL W substitution in
04:53				20 GORDON A 2pt FG in the paint, jump shot blocked
04:53	1 DISU D block (1)			
04:53				offensive rebound (14)
04:50				11 MITCHELL W 3pt FG , jump shot missed
04:47	0 LEE S defensive rebound (1)			
04:32	0 LEE S 3pt FG , jump shot missed			
04:30				3 JACKSON Q defensive rebound (2)
04:30	1 DISU D foul personal (2 - 6)			3 JACKSON Q foul drawn (1)
04:30	1 DISU D substitution out			
04:30	55 JANKOVIC O substitution in			
04:17	3 EVANS M steal (1)			20 GORDON A turnover bad pass (1)
04:17				20 GORDON A substitution out
04:17				0 CHANDLER J substitution in
03:57	Timeout 30 Sec			
03:57				Timeout media
03:57				3 JACKSON Q substitution out
03:57				5 MILLER E substitution in
03:48	55 JANKOVIC O 3pt FG , jump shot missed			
03:44	50 OBINNA E offensive rebound (2)			
03:42	jump ball situation			
03:30	0 LEE S 3pt FG , jump shot made (4)	<b>20-32</b>	<b>-12</b>	
03:30	55 JANKOVIC O assist (1)			
03:07				11 MITCHELL W 2pt FG in the paint, jump shot missed
03:04				32 NEBO J offensive rebound (3)
02:46		<b>20-34</b>	<b>-14</b>	0 CHANDLER J 2pt FG outside the paint, jump shot made (8)
02:34				11 MITCHELL W substitution out
02:34				20 GORDON A substitution in
02:21	4 WRIGHT J 2pt FG in the paint, jump shot missed			
02:13	50 OBINNA E offensive rebound (3)			
02:13	50 OBINNA E 2pt FG in the paint, layup missed			
02:06				1 FLAGG S defensive rebound (4)
02:01		<b>20-36</b>	<b>-16</b>	5 MILLER E 2pt FG in the paint, layup made (6)
02:01				1 FLAGG S assist (3)
01:48	4 WRIGHT J 3pt FG , jump shot missed			
01:43	55 JANKOVIC O offensive rebound (1)			
01:43	55 JANKOVIC O 2pt FG in the paint, layup missed			
01:43				5 MILLER E defensive rebound (4)
01:43	3 EVANS M foul personal (1 - 7)			5 MILLER E foul drawn (1)
01:43				5 MILLER E 1&1 free throw 1 missed
01:42	55 JANKOVIC O defensive rebound (2)			
01:17	4 WRIGHT J 3pt FG , jump shot missed			



Official Basketball Play by Play - First Half

**Texas A&M at Vanderbilt**

01/11/20 Memorial Gymnasium, Nashville  
2019-20 Men's Basketball

**Game Time:** 8:30 PM

**Game Duration:** 1:53

**Attendance:** 9,076

**Officials:** Todd Austin, Vladimir Voyard-Tadal, Brian Shey

Game Time	VAN	Score	Diff	A&M
01:12				5 MILLER E defensive rebound (5)
01:02				Timeout 30 Sec
00:54				0 CHANDLER J 3pt FG , jump shot missed
00:51	3 EVANS M defensive rebound (1)			
00:27	55 JANKOVIC O 3pt FG , jump shot missed			
00:23	50 OBINNA E offensive rebound (4)			
00:22	50 OBINNA E 2pt FG in the paint, layup blocked			
00:22				32 NEBO J block (1)
00:17				20 GORDON A defensive rebound (2)
00:03				20 GORDON A 3pt FG , jump shot missed
00:00				offensive dead ball rebound (1)
<b>END OF PERIOD</b>				
<b>VAN 20-36 A&amp;M</b>				



**Texas A&M at Vanderbilt**

01/11/20 Memorial Gymnasium, Nashville  
2019-20 Men's Basketball

Game Time: 8:30 PM  
Game Duration: 1:53  
Attendance: 9,076

Officials: Todd Austin, Vladimir Voyard-Tadal, Brian Shey

**Texas A&M - 36**

NO.	Name	F	Min	FG			Rebounds			Fouls		TP	AS	TO	ST	Blocks		+/-
				M-A	M-A	M-A	OR	DR	TOT	PF	FD					BS	BA	
5	Emanuel Miller	F	13:24	3-4	0-0	0-1	1	4	5	0	1	6	0	0	0	0	0	8
32	Josh Nebo	F	15:16	2-2	0-0	0-0	2	1	3	1	1	4	0	2	0	1	0	6
1	Savion Flagg	G	15:33	0-1	0-0	0-0	1	3	4	1	1	0	3	2	0	0	0	11
11	Wendell Mitchell	G	08:47	1-5	1-4	0-0	0	1	1	1	0	3	0	0	0	0	0	1
20	Andre Gordon	G	14:40	4-8	1-3	2-2	0	2	2	0	2	11	2	1	0	0	1	14
0	Jay Jay Chandler		12:56	3-6	1-3	1-2	0	0	0	0	1	8	1	0	1	0	0	14
15	Jonathan Aku		04:44	0-0	0-0	0-0	1	0	1	1	0	0	0	1	1	0	0	10
35	Yavuz Gultekin		05:56	2-2	0-0	0-0	0	0	0	0	0	4	0	0	0	0	0	8
3	Quenton Jackson		05:07	0-0	0-0	0-0	0	2	2	1	1	0	0	0	0	0	0	5
12	Mark French		03:37	0-0	0-0	0-0	0	0	0	0	0	0	0	0	0	0	0	3
Team							2	0	2			0			0			
<b>Totals</b>				15-28	3-10	3-5	7	13	20	5	7	36	6	6	2	1	1	16

Shooting By Period		
1st FG%	15-28	53.6%
3PT%	3-10	30.0%
FT%	3-5	60%
GM FG%	15-28	53.6%
3PT%	3-10	30.0%
FT%	3-5	60.0%

Dead Ball Rebounds: 1, 0

Technical Fouls::NONE

**Vanderbilt - 20**

NO.	Name	F	Min	FG			Rebounds			Fouls		TP	AS	TO	ST	Blocks		+/-
				M-A	M-A	M-A	OR	DR	TOT	PF	FD					BS	BA	
1	Dylan Disu	F	13:01	1-3	0-2	0-0	1	1	2	2	0	2	1	1	1	1	0	-12
50	Ejike Obinna	C	17:50	1-4	0-0	0-0	3	1	4	0	1	2	0	0	0	0	1	-11
0	Saben Lee	G	16:43	1-2	1-2	1-2	0	1	1	0	1	4	2	1	1	0	0	-6
2	Scotty Pippen Jr.	G	10:31	2-3	2-3	0-0	0	1	1	2	0	6	1	3	0	0	0	-12
4	Jordan Wright	G	16:24	1-6	0-3	1-2	0	0	0	0	1	3	0	1	2	0	0	-13
3	Maxwell Evans		10:59	0-2	0-2	0-0	0	1	1	1	0	0	0	1	1	0	0	-14
13	Matthew Moyer		02:10	0-0	0-0	0-0	0	0	0	0	0	0	0	0	0	0	0	-5
11	Braelee Albert		03:37	0-1	0-0	3-3	1	1	2	0	2	3	0	0	0	0	0	-3
21	Jon Jossell		04:15	0-1	0-1	0-0	0	0	0	2	0	0	0	0	0	0	0	-3
55	Oton Jankovic		04:30	0-3	0-2	0-0	1	1	2	0	0	0	1	0	0	0	0	-1
Team							0	0	0			0			0			
<b>Totals</b>				6-25	3-15	5-7	6	7	13	7	5	20	5	7	5	1	1	-16

Shooting By Period		
1st FG%	6-25	24.0%
3PT%	3-15	20.0%
FT%	5-7	71.4%
GM FG%	6-25	24.0%
3PT%	3-15	20.0%
FT%	5-7	71.4%

Dead Ball Rebounds: 2, 0

Technical Fouls::NONE

	A&M	VAN
Biggest lead	17 (1st 6:44)	0 (1st 20:00)
Best Scoring Run	12(1st 10:19)	5(1st 3:30)
Lead Changes	0	
Times Tied	0	
Time with Lead	19:47	00:00

Points from	A&M	VAN
Turnovers	12	2
Paint	18	6
Second Chance	12	5
Fast Breaks	1	2
Bench	12	3

	Period by Period Scoring	
	1st	TOT
A&M	36	36
VAN	20	20



**Texas A&M at Vanderbilt**

01/11/20 Memorial Gymnasium, Nashville  
2019-20 Men's Basketball

**Game Time:** 8:30 PM  
**Game Duration:** 1:53  
**Attendance:** 9,076

**Officials:** Todd Austin, Vladimir Voyard-Tadal, Brian Shey

**Period 2**

**Quarter Starters:**

<b>VAN</b>	0 Lee S	1 Disu D	2 Phippen Jr. S	4 Wright J	50 Obinna E
<b>A&amp;M</b>	1 Flagg S	5 Miller E	11 Mitchell W	20 Gordon A	32 Nebo J

Game Time	VAN	Score	Diff	A&M
20:00	3 EVANS M substitution out			
20:00	55 JANKOVIC O substitution out			
20:00	1 DISU D substitution in			
20:00	2 PIPPEN JR. S substitution in			
20:00				0 CHANDLER J substitution out
20:00				11 MITCHELL W substitution in
19:52	50 OBINNA E steal (1)			20 GORDON A turnover bad pass (2)
19:27	4 WRIGHT J 3pt FG , jump shot missed			
19:25				5 MILLER E defensive rebound (6)
19:01				11 MITCHELL W 3pt FG , jump shot missed
19:00	defensive rebound (14)			
18:47	50 OBINNA E 2pt FG in the paint, dunk, made (4)	<b>22-36</b>	<b>-14</b>	
18:47	1 DISU D assist (2)			
18:24				11 MITCHELL W 3pt FG , jump shot missed
18:21	4 WRIGHT J defensive rebound (1)			
18:12	1 DISU D 3pt FG , jump shot missed			
18:09				1 FLAGG S defensive rebound (5)
17:53		<b>22-38</b>	<b>-16</b>	1 FLAGG S 2pt FG outside the paint, jump shot made (2)
17:42	50 OBINNA E 2pt FG in the paint, layup missed			
17:38				32 NEBO J defensive rebound (4)
17:24		<b>22-40</b>	<b>-18</b>	20 GORDON A 2pt FG outside the paint, jump shot made (13)
17:06	2 PIPPEN JR. S foul drawn (1)			5 MILLER E foul personal (1 - 1)
16:55	0 LEE S foul drawn (2)			11 MITCHELL W foul personal (2 - 2)
16:55				5 MILLER E substitution out
16:55				0 CHANDLER J substitution in
16:53	2 PIPPEN JR. S turnover bad pass (4)			1 FLAGG S steal (1)
16:35				1 FLAGG S 3pt FG , jump shot missed
16:32	4 WRIGHT J defensive rebound (2)			
16:19	4 WRIGHT J turnover bad pass (2)			20 GORDON A steal (1)
16:14				0 CHANDLER J turnover lost ball (1)
16:14				32 NEBO J substitution out
16:14				35 GULTEKIN Y substitution in
16:03	2 PIPPEN JR. S foul drawn (2)			11 MITCHELL W foul personal (3 - 3)
16:03				35 GULTEKIN Y substitution out
16:03				32 NEBO J substitution in
16:00				11 MITCHELL W substitution out
16:00				3 JACKSON Q substitution in
15:48	2 PIPPEN JR. S 3pt FG , jump shot missed			
15:36	50 OBINNA E offensive rebound (5)			
15:35	50 OBINNA E 2pt FG in the paint, dunk, made (6)	<b>24-40</b>	<b>-16</b>	
15:31		<b>24-42</b>	<b>-18</b>	20 GORDON A 2pt FG in the paint, layup made (15)
15:13	4 WRIGHT J substitution out			
15:13	3 EVANS M substitution in			





**Texas A&M at Vanderbilt**

01/11/20 Memorial Gymnasium, Nashville  
2019-20 Men's Basketball

**Game Time:** 8:30 PM  
**Game Duration:** 1:53  
**Attendance:** 9,076

**Officials:** Todd Austin, Vladimir Voyard-Tadal, Brian Shey

Game Time	VAN	Score	Diff	A&M
15:13	0 LEE S foul offensive (1 - 1)			1 FLAGG S foul drawn (2)
15:13	0 LEE S turnover offensive (2)			
15:13	Timeout media			
15:10		<b>24-44</b>	<b>-20</b>	3 JACKSON Q 2pt FG fast break in the paint, dunk, made (2)
15:10				1 FLAGG S assist (4)
14:54	50 OBINNA E turnover bad pass (1)			1 FLAGG S steal (2)
14:41	50 OBINNA E foul personal (1 - 2)			1 FLAGG S foul drawn (3)
14:41	50 OBINNA E substitution out			
14:41	55 JANKOVIC O substitution in			
14:34				0 CHANDLER J 3pt FG , jump shot missed
14:31	55 JANKOVIC O defensive rebound (3)			
14:18	1 DISU D turnover bad pass (2)			20 GORDON A steal (2)
13:59				0 CHANDLER J 2pt FG in the paint, layup missed
13:57				32 NEBO J offensive rebound (5)
13:56		<b>24-46</b>	<b>-22</b>	32 NEBO J 2pt FG in the paint, dunk, made (6)
13:37	0 LEE S foul drawn (3)			3 JACKSON Q foul personal (2 - 4)
13:37				20 GORDON A substitution out
13:37				32 NEBO J substitution out
13:37				12 FRENCH M substitution in
13:37				15 AKU J substitution in
13:30	1 DISU D 3pt FG , jump shot missed			
13:26				15 AKU J defensive rebound (2)
13:14		<b>24-48</b>	<b>-24</b>	1 FLAGG S 2pt FG in the paint, made (4)
13:07	1 DISU D turnover travel (3)			
13:07	2 PIPPEN JR. S substitution out			
13:07	14 RICE I substitution in			
12:53				15 AKU J 2pt FG in the paint, dunk, blocked
12:53	55 JANKOVIC O block (1)			
12:48	3 EVANS M defensive rebound (2)			
12:36				1 FLAGG S substitution out
12:36				5 MILLER E substitution in
12:32	0 LEE S foul drawn (4)			5 MILLER E foul personal (2 - 5)
12:29	3 EVANS M 3pt FG , jump shot missed			
12:28				15 AKU J defensive rebound (3)
12:28	55 JANKOVIC O foul personal (1 - 3)			15 AKU J foul drawn (1)
12:28	1 DISU D substitution out			
12:28	4 WRIGHT J substitution in			
12:28				5 MILLER E substitution out
12:28				12 FRENCH M substitution out
12:28				1 FLAGG S substitution in
12:28				20 GORDON A substitution in
12:24				20 GORDON A 2pt FG in the paint, layup missed
12:15				3 JACKSON Q offensive rebound (3)
12:15		<b>24-50</b>	<b>-26</b>	3 JACKSON Q 2pt FG in the paint, layup made (4)
12:00	0 LEE S 3pt FG , jump shot missed			
11:56				20 GORDON A defensive rebound (3)
11:38		<b>24-53</b>	<b>-29</b>	1 FLAGG S 3pt FG , jump shot made (7)
11:38				0 CHANDLER J assist (2)
11:36				Timeout 30 Sec



**Texas A&M at Vanderbilt**

01/11/20 Memorial Gymnasium, Nashville  
2019-20 Men's Basketball

**Game Time:** 8:30 PM  
**Game Duration:** 1:53  
**Attendance:** 9,076

**Officials:** Todd Austin, Vladimir Voyard-Tadal, Brian Shey

Game Time	VAN	Score	Diff	A&M
11:36	Timeout media			
11:36	3 EVANS M substitution out			
11:36	14 RICE I substitution out			
11:36	2 PIPPEN JR. S substitution in			
11:36	21 JOSSELL J substitution in			
11:36				1 FLAGG S substitution out
11:36				5 MILLER E substitution in
11:23	0 LEE S turnover bad pass (3)			3 JACKSON Q steal (1)
11:19				5 MILLER E 2pt FG in the paint, layup missed
11:18	21 JOSSELL J defensive rebound (1)			
11:18	21 JOSSELL J foul drawn (1)			3 JACKSON Q foul personal (3 - 6)
11:18	Timeout media			
11:18	0 LEE S substitution out			
11:18	55 JANKOVIC O substitution out			
11:18	1 DISU D substitution in			
11:18	50 OBINNA E substitution in			
11:18				15 AKU J substitution out
11:18				32 NEBO J substitution in
10:50	4 WRIGHT J 3pt FG , jump shot missed			
10:45				0 CHANDLER J defensive rebound (1)
10:28				20 GORDON A turnover lost ball (3)
10:12	4 WRIGHT J 2pt FG in the paint, layup blocked			
10:12				32 NEBO J block (2)
10:11	4 WRIGHT J offensive rebound (3)			
10:11	4 WRIGHT J foul drawn (2)			5 MILLER E foul personal (3 - 7)
10:11				20 GORDON A substitution out
10:11				12 FRENCH M substitution in
10:11	4 WRIGHT J 1&1 free throw 1 made (4)	<b>25-53</b>	<b>-28</b>	
10:11	4 WRIGHT J 1&1 free throw 2 missed			
10:10				32 NEBO J defensive rebound (6)
09:59		<b>25-56</b>	<b>-31</b>	12 FRENCH M 3pt FG , jump shot made (3)
09:59				3 JACKSON Q assist (1)
09:37	50 OBINNA E 2pt FG in the paint, made (8)	<b>27-56</b>	<b>-29</b>	
09:17		<b>27-58</b>	<b>-31</b>	0 CHANDLER J 2pt FG in the paint, dunk, made (10)
08:52	4 WRIGHT J foul drawn (3)			0 CHANDLER J foul shooting (1 - 8)
08:52	4 WRIGHT J free throw 1 - 2 made (5)	<b>28-58</b>	<b>-30</b>	
08:52				3 JACKSON Q substitution out
08:52				5 MILLER E substitution out
08:52				32 NEBO J substitution out
08:52				1 FLAGG S substitution in
08:52				11 MITCHELL W substitution in
08:52				15 AKU J substitution in
08:52	4 WRIGHT J free throw 2 - 2 made (6)	<b>29-58</b>	<b>-29</b>	
08:35	2 PIPPEN JR. S substitution out			
08:35	0 LEE S substitution in			
08:35				0 CHANDLER J substitution out
08:35				5 MILLER E substitution in
08:31		<b>29-60</b>	<b>-31</b>	1 FLAGG S 2pt FG in the paint, layup made (9)
08:27	50 OBINNA E 2pt FG in the paint, layup made (10)	<b>31-60</b>	<b>-29</b>	



**Texas A&M at Vanderbilt**

01/11/20 Memorial Gymnasium, Nashville  
2019-20 Men's Basketball

**Game Time:** 8:30 PM  
**Game Duration:** 1:53  
**Attendance:** 9,076

**Officials:** Todd Austin, Vladimir Voyard-Tadal, Brian Shey

Game Time	VAN	Score	Diff	A&M
08:14				5 MILLER E 2pt FG in the paint, layup blocked
08:14	50 OBINNA E block (1)			
08:11	21 JOSSELL J defensive rebound (2)			
08:11	jump ball situation			
07:57	1 DISU D 2pt FG in the paint, layup missed			
07:54				12 FRENCH M defensive rebound (1)
07:47	21 JOSSELL J foul personal (3 - 4)			12 FRENCH M foul drawn (1)
07:47	Timeout media			
07:47	50 OBINNA E substitution out			
07:47	3 EVANS M substitution in			
07:47				12 FRENCH M substitution out
07:47				20 GORDON A substitution in
07:30				20 GORDON A turnover (4)
07:06	1 DISU D 3pt FG , jump shot missed			
07:03	4 WRIGHT J offensive rebound (4)			
07:03	4 WRIGHT J foul drawn (4)			15 AKU J foul personal (2 - 9)
07:03	21 JOSSELL J substitution out			
07:03	2 PIPPEN JR. S substitution in			
07:03	4 WRIGHT J 1&1 free throw 1 made (7)	<b>32-60</b>	<b>-28</b>	
07:03	4 WRIGHT J 1&1 free throw 2 missed			
07:03				5 MILLER E defensive rebound (7)
06:54	4 WRIGHT J foul personal (1 - 5)			11 MITCHELL W foul drawn (1)
06:54				15 AKU J substitution out
06:54				32 NEBO J substitution in
06:50				1 FLAGG S 2pt FG in the paint, layup missed
06:46	4 WRIGHT J defensive rebound (5)			
06:37	1 DISU D 3pt FG , jump shot missed			
06:33				20 GORDON A defensive rebound (4)
06:19				20 GORDON A 2pt FG in the paint, layup missed
06:18	defensive dead ball rebound (3)			
06:12	3 EVANS M 2pt FG in the paint, made (2)	<b>34-60</b>	<b>-26</b>	
06:12	3 EVANS M foul drawn (1)			1 FLAGG S foul shooting (2 - 10)
06:12	1 DISU D substitution out			
06:12	50 OBINNA E substitution in			
06:12				1 FLAGG S substitution out
06:12				35 GULTEKIN Y substitution in
06:12	3 EVANS M free throw 1 - 1 made (3)	<b>35-60</b>	<b>-25</b>	
05:43	4 WRIGHT J steal (3)			32 NEBO J turnover lost ball (3)
05:36	3 EVANS M foul drawn (2)			32 NEBO J foul shooting (2 - 11)
05:36	3 EVANS M free throw fast break 1 - 2 made (4)	<b>36-60</b>	<b>-24</b>	
05:36	4 WRIGHT J substitution out			
05:36	55 JANKOVIC O substitution in			
05:36	3 EVANS M free throw fast break 2 - 2 missed			
05:35	3 EVANS M offensive rebound (3)			
05:20	2 PIPPEN JR. S 3pt FG , jump shot missed			
05:16	offensive rebound (26)			
05:16				5 MILLER E substitution out
05:16				3 JACKSON Q substitution in
05:16				35 GULTEKIN Y substitution out



**Texas A&M at Vanderbilt**

01/11/20 Memorial Gymnasium, Nashville  
2019-20 Men's Basketball

**Game Time:** 8:30 PM  
**Game Duration:** 1:53  
**Attendance:** 9,076

**Officials:** Todd Austin, Vladimir Voyard-Tadal, Brian Shey

Game Time	VAN	Score	Diff	A&M
05:16				0 CHANDLER J substitution in
05:16				11 MITCHELL W substitution out
05:16				20 GORDON A substitution out
05:16				1 FLAGG S substitution in
05:16				12 FRENCH M substitution in
05:11	50 OBINNA E 2pt FG in the paint, dunk, made (12)	<b>38-60</b>	<b>-22</b>	
05:11	0 LEE S assist (3)			
05:11	50 OBINNA E foul drawn (2)			1 FLAGG S foul shooting (3 - 12)
05:11	50 OBINNA E free throw 1 - 1 missed			
05:11				1 FLAGG S defensive rebound (6)
04:55		<b>38-62</b>	<b>-24</b>	3 JACKSON Q 2pt FG in the paint, made (6)
04:38	3 EVANS M 3pt FG , jump shot made (7)	<b>41-62</b>	<b>-21</b>	
04:38	2 PIPPEN JR. S assist (2)			
04:16	50 OBINNA E foul personal (2 - 6)			0 CHANDLER J foul drawn (2)
04:05		<b>41-64</b>	<b>-23</b>	32 NEBO J 2pt FG in the paint, layup made (8)
04:05				12 FRENCH M assist (1)
03:48	0 LEE S 3pt FG , jump shot missed			
03:44				32 NEBO J defensive rebound (7)
03:27	0 LEE S foul personal (2 - 7)			3 JACKSON Q foul drawn (2)
03:27	Timeout media			
03:27				32 NEBO J substitution out
03:27				15 AKU J substitution in
03:27		<b>41-65</b>	<b>-24</b>	3 JACKSON Q 1&1 free throw 1 made (7)
03:27				3 JACKSON Q 1&1 free throw 2 missed
03:26	50 OBINNA E defensive rebound (6)			
03:11	2 PIPPEN JR. S foul drawn (3)			1 FLAGG S foul personal (4 - 13)
03:11	2 PIPPEN JR. S free throw 1 - 2 made (7)	<b>42-65</b>	<b>-23</b>	
03:11				1 FLAGG S substitution out
03:11				35 GULTEKIN Y substitution in
03:11	2 PIPPEN JR. S free throw 2 - 2 made (8)	<b>43-65</b>	<b>-22</b>	
02:54		<b>43-67</b>	<b>-24</b>	35 GULTEKIN Y 2pt FG in the paint, made (6)
02:54				12 FRENCH M assist (2)
02:30	3 EVANS M 3pt FG , jump shot made (10)	<b>46-67</b>	<b>-21</b>	
02:30	0 LEE S assist (4)			
02:03	50 OBINNA E steal (2)			12 FRENCH M turnover bad pass (1)
01:57	0 LEE S 3pt FG , jump shot missed			
01:54				0 CHANDLER J defensive rebound (2)
01:37				12 FRENCH M 2pt FG in the paint, jump shot missed
01:33	50 OBINNA E defensive rebound (7)			
01:21	2 PIPPEN JR. S foul drawn (4)			0 CHANDLER J foul shooting (2 - 14)
01:21	2 PIPPEN JR. S free throw 1 - 2 made (9)	<b>47-67</b>	<b>-20</b>	
01:21	0 LEE S substitution out			
01:21	50 OBINNA E substitution out			
01:21	11 ALBERT B substitution in			
01:21	14 RICE I substitution in			
01:21				0 CHANDLER J substitution out
01:21				21 WALKER Z substitution in
01:21	2 PIPPEN JR. S free throw 2 - 2 made (10)	<b>48-67</b>	<b>-19</b>	
01:21	2 PIPPEN JR. S substitution out			



Official Basketball Play by Play - Second Half

**Texas A&M at Vanderbilt**

01/11/20 Memorial Gymnasium, Nashville  
2019-20 Men's Basketball

**Game Time:** 8:30 PM

**Game Duration:** 1:53

**Attendance:** 9,076

**Officials:** Todd Austin, Vladimir Voyard-Tadal, Brian Shey

Game Time	VAN	Score	Diff	A&M
01:21	21 JOSSELL J substitution in			
01:05				3 JACKSON Q 2pt FG in the paint, layup blocked
01:05	55 JANKOVIC O block (2)			
01:04				offensive rebound (37)
01:01				12 FRENCH M 2pt FG outside the paint, jump shot missed
00:56	3 EVANS M defensive rebound (4)			
00:44	3 EVANS M 2pt FG outside the paint, jump shot made (12)	<b>50-67</b>	<b>-17</b>	
00:28		<b>50-69</b>	<b>-19</b>	3 JACKSON Q 2pt FG in the paint, layup made (9)
00:28				12 FRENCH M assist (3)
00:12	3 EVANS M 3pt FG , jump shot missed			
00:07				3 JACKSON Q defensive rebound (4)
<b>END OF GAME</b>				
<b>VAN 50-69 A&amp;M</b>				



**Texas A&M at Vanderbilt**

01/11/20 Memorial Gymnasium, Nashville  
2019-20 Men's Basketball

Game Time: 8:30 PM  
Game Duration: 1:53  
Attendance: 9,076

Officials: Todd Austin, Vladimir Voyard-Tadal, Brian Shey

**Texas A&M - 33**

NO.	Name	F	Min	FG			Rebounds			Fouls		TP	AS	TO	ST	Blocks		+/-
				M-A	M-A	M-A	OR	DR	TOT	PF	FD					BS	BA	
5	Emanuel Miller	F	09:16	0-2	0-0	0-0	0	2	2	3	0	0	0	0	0	1	-2	
32	Josh Nebo	F	12:05	2-2	0-0	0-0	1	3	4	1	0	4	0	1	0	0	2	
1	Savion Flagg	G	13:01	4-6	1-2	0-0	0	2	2	3	2	9	1	0	2	0	8	
11	Wendell Mitchell	G	07:36	0-2	0-2	0-0	0	0	0	2	1	0	0	0	0	0	-4	
20	Andre Gordon	G	11:11	2-4	0-0	0-0	0	2	2	0	0	4	0	3	2	0	6	
0	Jay Jay Chandler		12:15	1-3	0-1	0-0	0	2	2	2	1	2	1	1	0	0	7	
35	Yavuz Gultekin		04:18	1-1	0-0	0-0	0	0	0	0	0	2	0	0	0	0	-6	
3	Quenton Jackson		12:24	4-5	0-0	1-2	1	1	2	2	1	9	1	0	1	0	7	
12	Mark French		08:49	1-3	1-1	0-0	0	1	1	0	1	3	3	1	0	0	-3	
15	Jonathan Aku		14:07	0-1	0-0	0-0	0	2	2	1	1	0	0	0	0	1	7	
21	Zach Walker		01:21	0-0	0-0	0-0	0	0	0	0	0	0	0	0	0	0	-1	
Team							1	0	1			0		0				
<b>Totals</b>				15-29	2-6	1-2	3	15	18	14	7	33	6	6	5	1	3	3

Shooting By Period		
2nd FG%	15-29	51.7%
3PT%	2-6	33.3%
FT%	1-2	50%
GM FG%	15-29	51.7%
3PT%	2-6	33.3%
FT%	1-2	50.0%

Dead Ball Rebounds: 0, 0

Technical Fouls::NONE

**Vanderbilt - 30**

NO.	Name	F	Min	FG			Rebounds			Fouls		TP	AS	TO	ST	Blocks		+/-
				M-A	M-A	M-A	OR	DR	TOT	PF	FD					BS	BA	
1	Dylan Disu	F	12:38	0-5	0-4	0-0	0	0	0	0	0	0	1	2	0	0	-5	
50	Ejike Obinna	C	13:41	5-6	0-0	0-1	1	2	3	2	1	10	0	1	2	1	2	
0	Saben Lee	G	15:56	0-3	0-3	0-0	0	0	0	2	3	0	2	2	0	0	-4	
2	Scotty Pippen Jr.	G	15:36	0-2	0-2	4-4	0	0	0	0	4	4	1	1	0	0	2	
4	Jordan Wright	G	11:39	0-3	0-2	4-6	2	3	5	1	3	4	0	1	1	0	-2	
3	Maxwell Evans		11:24	4-6	2-4	2-3	1	2	3	0	2	12	0	0	0	0	-1	
55	Oton Jankovic		08:59	0-0	0-0	0-0	0	1	1	1	0	0	0	0	0	2	-4	
14	Isaiah Rice		02:52	0-0	0-0	0-0	0	0	0	0	0	0	0	0	0	0	-4	
21	Jon Jossell		05:54	0-0	0-0	0-0	0	2	2	1	1	0	0	0	0	0	0	
11	Braelee Albert		01:21	0-0	0-0	0-0	0	0	0	0	0	0	0	0	0	0	1	
Team							1	1	2			0		0				
<b>Totals</b>				9-25	2-15	10-14	5	11	16	7	14	30	4	7	3	3	1	-3

Shooting By Period		
2nd FG%	9-25	36.0%
3PT%	2-15	13.3%
FT%	10-14	71.4%
GM FG%	9-25	36.0%
3PT%	2-15	13.3%
FT%	10-14	71.4%

Dead Ball Rebounds: 0, 1

Technical Fouls::NONE

	A&M	VAN
Biggest lead	31 (2 <sup>nd</sup> 9:59)	0 (1 <sup>st</sup> 20:00)
Best Scoring Run	13(2 <sup>nd</sup> 11:38)	9(2 <sup>nd</sup> 5:11)
Lead Changes	0	
Times Tied	0	
Time with Lead	19:27	00:00

Points from	A&M	VAN
Turnovers	4	5
Paint	22	12
Second Chance	4	6
Fast Breaks	2	1
Bench	16	12

	Period by Period Scoring	
	2nd	TOT
A&M	33	33
VAN	30	30



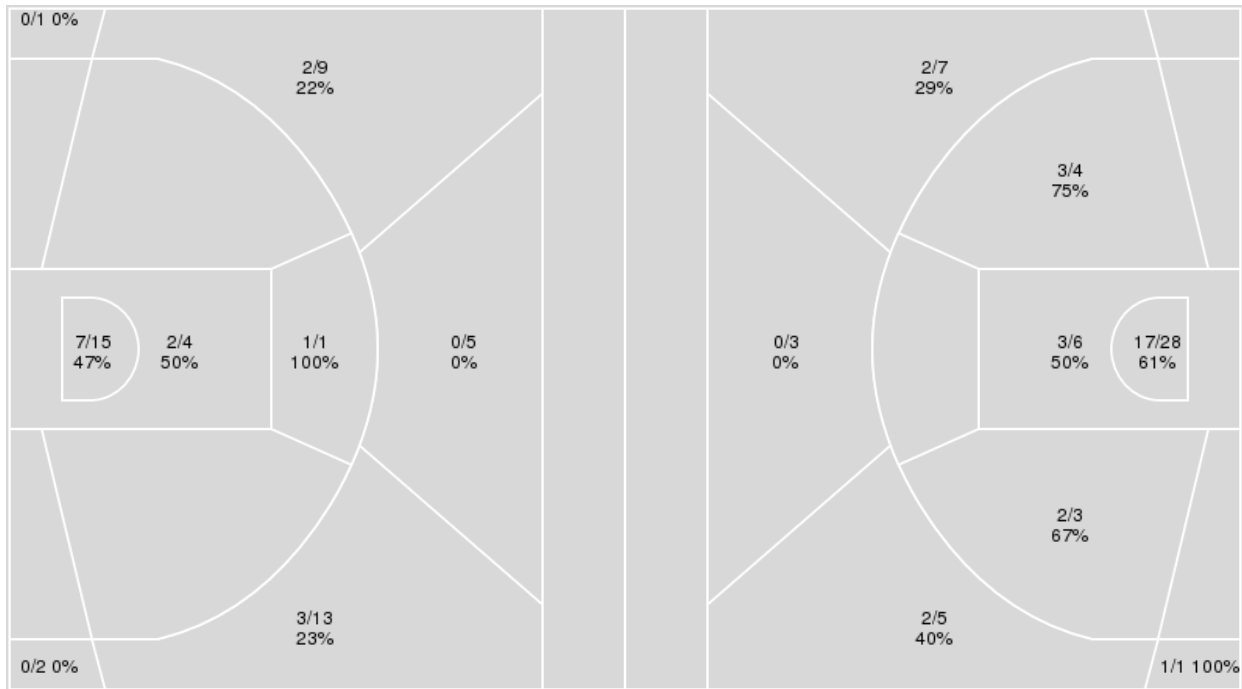
**Officials:** Todd Austin, Vladimir Voyard-Tadal, Brian Shey

{ Players => 0, 1, 2, 3, 4, 5, 10, 11, 13, 14, 15, 20, 21, 24, 42, 50, 55, 130; } FG Types => All; Results => All;

{ Players => 0, 1, 2, 3, 5, 10, 11, 12, 13, 15, 20, 21, 31, 32, 35; } FG Types => All; Results => All;

**Vanderbilt**

**Texas A&M**



Vanderbilt	M/A	%
Field Goals	15/50	30
2 Points	10/20	50
3 Points	5/30	17
Free Throws	15/21	71

Texas A&M	M/A	%
Field Goals	30/57	53
2 Points	25/41	61
3 Points	5/16	31
Free Throws	4/7	57



**Texas A&M at Vanderbilt**

01/11/20 Memorial Gymnasium, Nashville  
2019-20 Men's Basketball

Game Time: 8:30 PM  
Game Duration: 1:53  
Attendance: 9,076

Officials: Todd Austin, Vladimir Voyard-Tadal, Brian Shey

**Texas A&M**

No	Name	Mins		Score		Points Diff		Points per Min		Assists		Rebounds		Steals		Turnovers	
		On	Off	On	Off	On	Off	On	Off	On	Off	On	Off	On	Off	On	Off
0	Jay Jay Chandler	25:11	14:49	50 - 29	19 - 21	21	-2	1.99	1.28	9	3	23	15	7	0	4	8
1	Savion Flagg	28:34	11:26	49 - 30	20 - 20	19	0	1.72	1.75	7	5	26	12	5	2	8	4
3	Quenton Jackson	17:31	22:29	38 - 26	31 - 24	12	7	2.17	1.38	6	6	19	19	4	3	4	8
5	Emanuel Miller	22:40	17:20	35 - 29	34 - 21	6	13	1.54	1.96	6	6	23	15	2	5	9	3
11	Wendell Mitchell	16:23	23:37	19 - 22	50 - 28	-3	22	1.16	2.12	2	10	14	24	2	5	9	3
12	Mark French	12:26	27:34	27 - 27	42 - 23	0	19	2.17	1.52	4	8	14	24	1	6	2	10
15	Jonathan Aku	12:28	27:32	27 - 16	42 - 34	11	8	2.17	1.53	6	6	13	25	3	4	3	9
20	Andre Gordon	25:51	14:09	40 - 20	29 - 30	20	-1	1.55	2.05	8	4	23	15	6	1	10	2
21	Zach Walker	01:21	38:39	2 - 3	67 - 47	-1	20	1.48	1.73	1	11	2	36	0	7	0	12
32	Josh Nebo	27:21	12:39	42 - 34	27 - 16	8	11	1.54	2.13	6	6	25	13	4	3	9	3
35	Yavuz Gultekin	10:14	29:46	16 - 14	53 - 36	2	17	1.56	1.78	5	7	8	30	1	6	2	10

**Vanderbilt**

No	Name	Mins		Score		Points Diff		Points per Min		Assists		Rebounds		Steals		Turnovers	
		On	Off	On	Off	On	Off	On	Off	On	Off	On	Off	On	Off	On	Off
0	Saben Lee	32:39	07:21	42 - 52	8 - 17	-10	-9	1.29	1.09	9	0	27	2	8	0	12	2
1	Dylan Disu	25:39	14:21	27 - 44	23 - 25	-17	-2	1.05	1.60	4	5	16	13	5	3	10	4
2	Scotty Pippen Jr.	26:07	13:53	38 - 48	12 - 21	-10	-9	1.46	0.86	8	1	14	15	7	1	12	2
3	Maxwell Evans	22:23	17:37	26 - 41	24 - 28	-15	-4	1.16	1.36	5	4	17	12	3	5	9	5
4	Jordan Wright	28:03	11:57	30 - 45	20 - 24	-15	-4	1.07	1.67	5	4	20	9	7	1	8	6
11	Braelee Albert	04:58	35:02	9 - 11	41 - 58	-2	-17	1.81	1.17	1	8	3	26	0	8	3	11
13	Matthew Moyer	02:10	37:50	0 - 5	50 - 64	-5	-14	0.00	1.32	0	9	0	29	0	8	1	13
14	Isaiah Rice	02:52	37:08	3 - 7	47 - 62	-4	-15	1.05	1.27	0	9	2	27	0	8	0	14
21	Jon Jossell	10:09	29:51	14 - 17	36 - 52	-3	-16	1.38	1.21	0	9	9	20	0	8	2	12
50	Ejike Obinna	31:31	08:29	44 - 53	6 - 16	-9	-10	1.40	0.71	9	0	23	6	8	0	10	4
55	Oton Jankovic	13:29	26:31	17 - 22	33 - 47	-5	-14	1.26	1.24	4	5	14	15	2	6	3	11



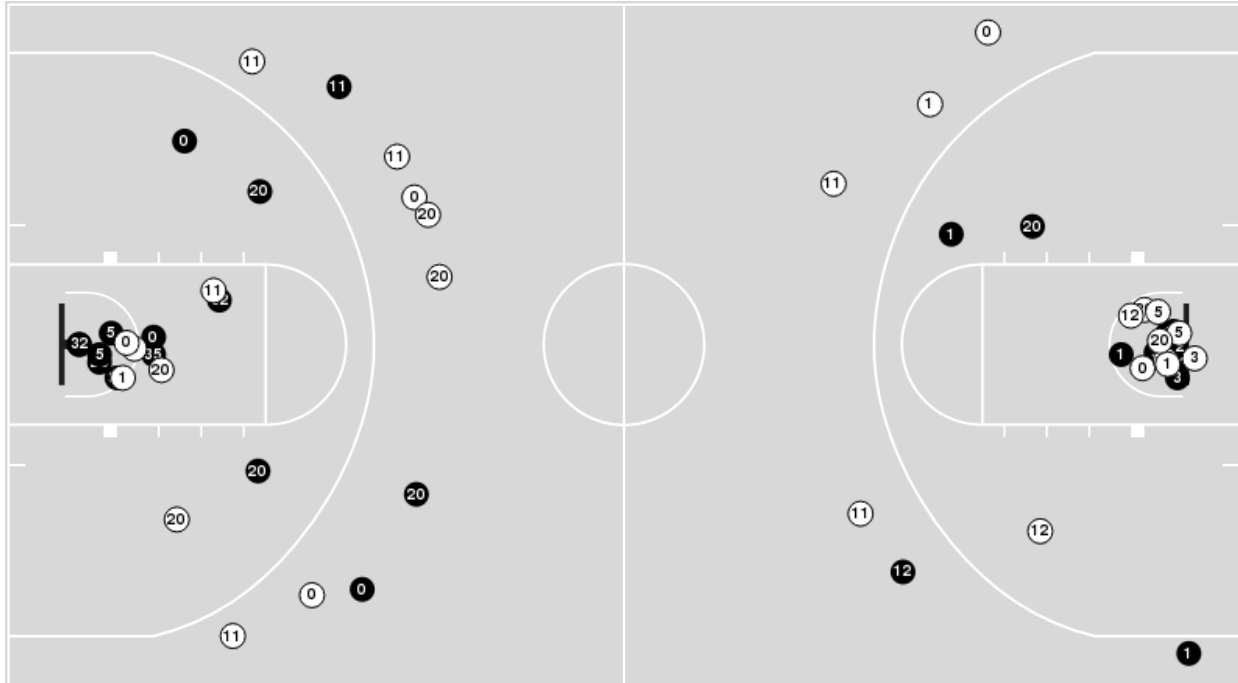


**Officials:** Todd Austin, Vladimir Voyard-Tadal, Brian Shey

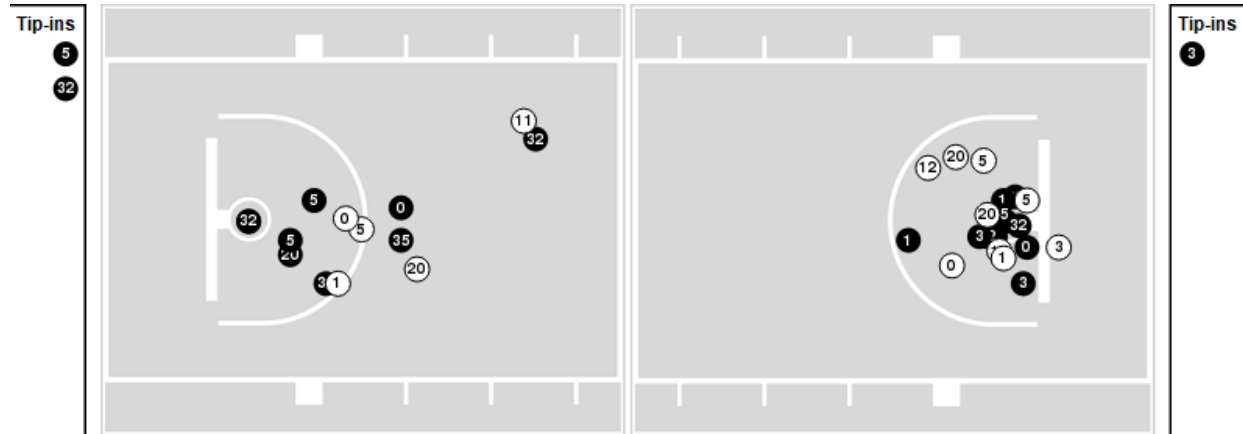
Players => 0, 1, 2, 3, 5, 10, 11, 12, 13, 15, 20, 21, 31, 32, 35 FG Types=>All Results=>All

**Texas A&M**

**All Field Goals**



**Blow Up Chart**



● Made    ○ Missed    N - Player Number

Texas A&M	M/A	%
Field Goals	30/57	53
2 Points	25/41	61
3 Points	5/16	31
Free Throws	4/7	57

Texas A&M	M/A	%
Points in the Paint	40 (20 / 34)	59
Fast Break Points	3 (2/3)	67
Second Chance Points	16 (9/11)	82
Effective FG%	57	

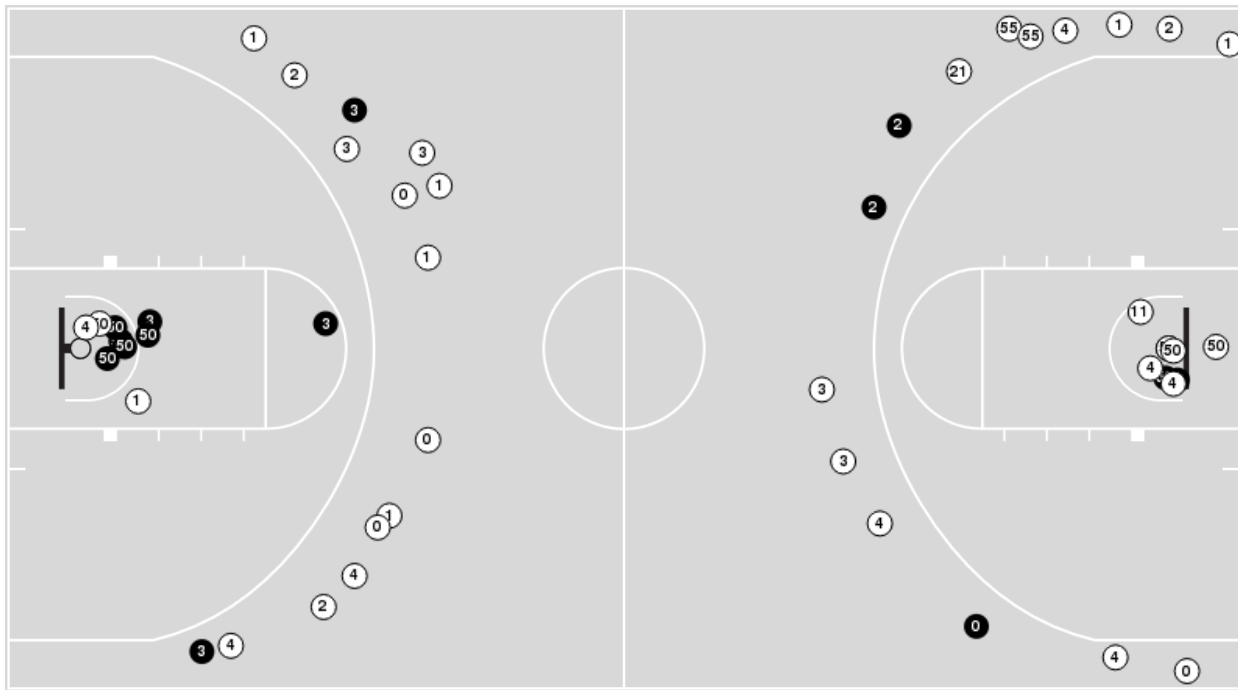


**Officials:** Todd Austin, Vladimir Voyard-Tadal, Brian Shey

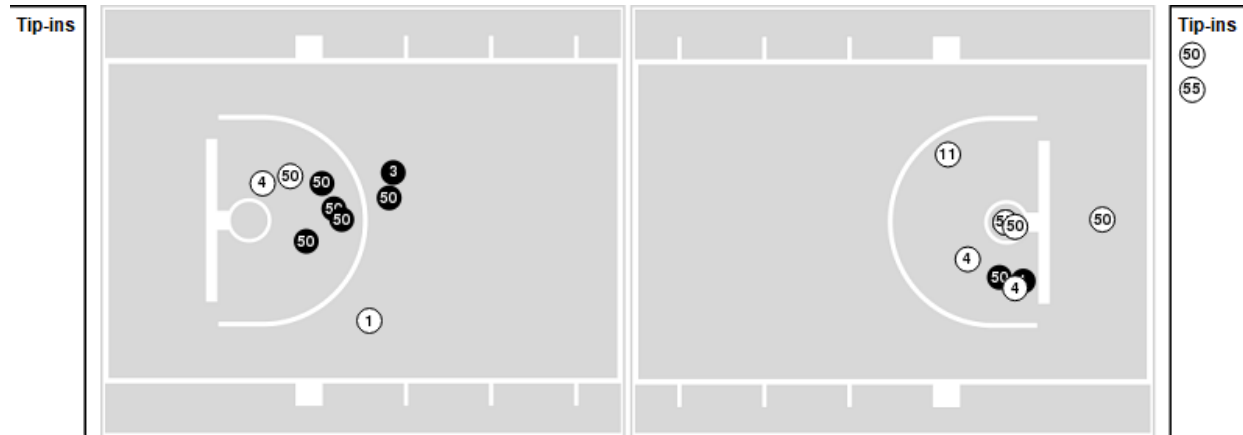
Players => 0, 1, 2, 3, 4, 5, 10, 11, 13, 14, 15, 20, 21, 24, 42, 50, 55, 130FG Types=>AllResults=>All

**Vanderbilt**

**All Field Goals**



**Blow Up Chart**



● Made    ○ Missed    N - Player Number

Vanderbilt	M/A	%
Field Goals	15/50	30
2 Points	10/20	50
3 Points	5/30	17
Free Throws	15/21	71

Vanderbilt	M/A	%
Points in the Paint	18 (9 / 19)	47
Fast Break Points	3 (2/3)	67
Second Chance Points	11 (6/14)	43
Effective FG%	35	



**Texas A&M at Vanderbilt**

01/11/20 Memorial Gymnasium, Nashville  
2019-20 Men's Basketball

**Game Time:** 8:30 PM  
**Game Duration:** 1:53  
**Attendance:** 9,076

**Officials:** Todd Austin, Vladimir Voyard-Tadal, Brian Shey

**Texas A&M**

Lineup	Quarter On	Time On	Quarter Off	Time Off	Time on Court	Score	Score Diff	Reb	Stl	Tov	Ass	PPP
1- Flagg S/ 5- Miller E/ 11- Mitchell W/ 20- Gordon A/ 32- Nebo J/	1	20:00	1	13:52	06:08	11-9	2	5	0	4	2	1.0000
0- Chandler J/ 1- Flagg S/ 15- Aku J/ 20- Gordon A/ 35- Gultekin Y/	1	13:52	1	11:25	02:52	8-0	8	1	1	0	1	2.6667
0- Chandler J/ 5- Miller E/ 15- Aku J/ 20- Gordon A/ 35- Gultekin Y/	1	11:25	1	10:35	00:25	2-0	2	1	0	0	2	2.0000
0- Chandler J/ 3- Jackson Q/ 5- Miller E/ 12- French M/ 15- Aku J/	1	10:35	1	09:08	01:27	3-3	0	2	1	1	0	1.0417
0- Chandler J/ 3- Jackson Q/ 5- Miller E/ 12- French M/ 15- Aku J/ 32- Nebo J/	1	09:08	1	08:06	01:02	4-1	3	1	0	0	0	2.0000
0- Chandler J/ 3- Jackson Q/ 12- French M/ 15- Aku J/ 32- Nebo J/ 35- Gultekin Y/	1	08:06	1	06:58	01:21	2-2	0	2	0	0	0	2.0000
0- Chandler J/ 1- Flagg S/ 3- Jackson Q/ 15- Aku J/ 20- Gordon A/ 32- Nebo J/	1	06:58	1	06:44	00:16	2-0	2	0	0	0	0	2.2727
0- Chandler J/ 1- Flagg S/ 15- Aku J/ 20- Gordon A/ 32- Nebo J/ 35- Gultekin Y/	1	06:44	1	05:13	01:49	0-2	-2	1	0	0	0	0.0000
1- Flagg S/ 3- Jackson Q/ 11- Mitchell W/ 15- Aku J/ 20- Gordon A/ 32- Nebo J/	1	05:13	1	04:17	01:07	0-0	0	2	0	1	0	0.0000
0- Chandler J/ 1- Flagg S/ 3- Jackson Q/ 11- Mitchell W/ 15- Aku J/ 32- Nebo J/	1	04:17	1	03:57	00:24	0-0	0	0	0	0	0	0.0000
0- Chandler J/ 1- Flagg S/ 5- Miller E/ 11- Mitchell W/ 15- Aku J/ 32- Nebo J/	1	03:57	1	02:34	01:39	2-3	-1	1	0	0	0	2.0000
0- Chandler J/ 1- Flagg S/ 5- Miller E/ 15- Aku J/ 20- Gordon A/ 32- Nebo J/	1	02:34	2	20:00	03:04	2-0	2	4	0	0	1	0.5814
1- Flagg S/ 5- Miller E/ 11- Mitchell W/ 20- Gordon A/ 32- Nebo J/	2	20:00	2	16:55	03:42	4-2	2	3	0	1	0	0.8000
0- Chandler J/ 1- Flagg S/ 11- Mitchell W/ 20- Gordon A/ 32- Nebo J/	2	16:55	2	16:14	00:41	0-0	0	0	2	1	0	0.0000
0- Chandler J/ 1- Flagg S/ 11- Mitchell W/ 20- Gordon A/ 35- Gultekin Y/	2	16:14	2	16:03	00:11	0-0	0	0	0	0	0	0.0000
0- Chandler J/ 1- Flagg S/ 11- Mitchell W/ 20- Gordon A/ 32- Nebo J/	2	16:03	2	16:00	00:03	0-0	0	0	0	0	0	0.0000
0- Chandler J/ 1- Flagg S/ 3- Jackson Q/ 20- Gordon A/ 32- Nebo J/	2	16:00	2	13:37	02:23	6-2	4	1	2	0	1	1.5000
0- Chandler J/ 1- Flagg S/ 3- Jackson Q/ 12- French M/ 15- Aku J/	2	13:37	2	12:36	01:01	2-0	2	1	0	0	0	1.0000
0- Chandler J/ 3- Jackson Q/ 5- Miller E/ 12- French M/ 15- Aku J/	2	12:36	2	12:28	00:08	0-0	0	1	0	0	0	0.0000
0- Chandler J/ 1- Flagg S/ 3- Jackson Q/ 15- Aku J/ 20- Gordon A/	2	12:28	2	11:36	00:52	5-0	5	2	0	0	1	2.5000
0- Chandler J/ 3- Jackson Q/ 5- Miller E/ 15- Aku J/ 20- Gordon A/	2	11:36	2	11:18	00:18	0-0	0	0	1	0	0	0.0000
0- Chandler J/ 3- Jackson Q/ 5- Miller E/ 20- Gordon A/ 32- Nebo J/	2	11:18	2	10:11	01:07	0-0	0	1	0	1	0	0.0000
0- Chandler J/ 3- Jackson Q/ 5- Miller E/ 12- French M/ 32- Nebo J/	2	10:11	2	08:52	01:19	5-4	1	1	0	0	1	2.5000
0- Chandler J/ 1- Flagg S/ 11- Mitchell W/ 12- French M/ 15- Aku J/	2	08:52	2	08:35	00:17	0-1	-1	0	0	0	0	0.0000
1- Flagg S/ 5- Miller E/ 11- Mitchell W/ 12- French M/ 15- Aku J/	2	08:35	2	07:47	00:48	2-2	0	1	0	0	0	1.0000
1- Flagg S/ 5- Miller E/ 11- Mitchell W/ 15- Aku J/ 20- Gordon A/	2	07:47	2	06:54	00:53	0-1	-1	1	0	1	0	0.0000
1- Flagg S/ 5- Miller E/ 11- Mitchell W/ 20- Gordon A/ 32- Nebo J/	2	06:54	2	06:12	00:42	0-2	-2	1	0	0	0	0.0000
5- Miller E/ 11- Mitchell W/ 20- Gordon A/ 32- Nebo J/ 35- Gultekin Y/	2	06:12	2	05:16	00:56	0-2	-2	0	0	1	0	0.0000
3- Jackson Q/ 11- Mitchell W/ 20- Gordon A/ 32- Nebo J/ 35- Gultekin Y/	2	05:16	2	05:16	00:00	0-0	0	0	0	0	0	0.0000
0- Chandler J/ 3- Jackson Q/ 11- Mitchell W/ 20- Gordon A/ 32- Nebo J/	2	05:16	2	05:16	00:00	0-0	0	0	0	0	0	0.0000
0- Chandler J/ 1- Flagg S/ 3- Jackson Q/ 12- French M/ 32- Nebo J/	2	05:16	2	03:27	01:49	4-5	-1	2	0	0	1	2.0000
0- Chandler J/ 1- Flagg S/ 3- Jackson Q/ 12- French M/ 15- Aku J/	2	03:27	2	03:11	00:16	1-1	0	0	0	0	0	1.1364
0- Chandler J/ 3- Jackson Q/ 12- French M/ 15- Aku J/ 35- Gultekin Y/	2	03:11	2	01:21	01:50	2-5	-3	1	0	1	1	0.6667
3- Jackson Q/ 12- French M/ 15- Aku J/ 21- Walker Z/ 35- Gultekin Y/	2	01:21	2	00:00	01:21	2-3	-1	2	0	0	1	1.0000



**Texas A&M at Vanderbilt**

01/11/20 Memorial Gymnasium, Nashville  
2019-20 Men's Basketball

**Game Time:** 8:30 PM  
**Game Duration:** 1:53  
**Attendance:** 9,076

**Officials:** Todd Austin, Vladimir Voyard-Tadal, Brian Shey

**Vanderbilt**

Lineup	Quarter On	Time On	Quarter Off	Time Off	Time on Court	Score	Score Diff	Reb	Stl	Tov	Ass	PPP
0- Lee S/ 1- Disu D/ 2- Pippen Jr. S/ 4- Wright J/ 50- Obinna E/	1	20:00	1	13:52	06:08	9-11	-2	2	4	2	3	0.9221
1- Disu D/ 2- Pippen Jr. S/ 3- Evans M/ 4- Wright J/ 50- Obinna E/	1	13:52	1	12:45	01:07	0-5	-5	0	0	1	0	0.0000
1- Disu D/ 2- Pippen Jr. S/ 3- Evans M/ 4- Wright J/ 13- Moyer M/	1	12:45	1	10:35	02:10	0-5	-5	0	0	1	0	0.0000
0- Lee S/ 3- Evans M/ 4- Wright J/ 11- Albert B/ 50- Obinna E/	1	10:35	1	10:34	00:01	0-0	0	0	0	1	0	0.0000
0- Lee S/ 2- Pippen Jr. S/ 3- Evans M/ 11- Albert B/ 50- Obinna E/	1	10:34	1	09:28	01:06	3-3	0	0	0	1	1	1.5000
0- Lee S/ 3- Evans M/ 11- Albert B/ 21- Jossell J/ 50- Obinna E/	1	09:28	1	08:06	01:22	1-4	-3	1	0	1	0	0.4098
0- Lee S/ 1- Disu D/ 11- Albert B/ 21- Jossell J/ 50- Obinna E/	1	08:06	1	06:58	01:08	2-2	0	1	0	0	0	1.0638
0- Lee S/ 1- Disu D/ 4- Wright J/ 21- Jossell J/ 50- Obinna E/	1	06:58	1	05:13	01:45	2-2	0	2	0	0	0	1.0000
0- Lee S/ 1- Disu D/ 3- Evans M/ 4- Wright J/ 50- Obinna E/	1	05:13	1	04:30	00:43	0-0	0	1	0	0	0	0.0000
0- Lee S/ 3- Evans M/ 4- Wright J/ 50- Obinna E/ 55- Jankovic O/	1	04:30	2	20:00	04:30	3-4	-1	6	1	0	1	0.6000
0- Lee S/ 1- Disu D/ 2- Pippen Jr. S/ 4- Wright J/ 50- Obinna E/	2	20:00	2	15:13	04:47	4-6	-2	4	1	2	1	0.5714
0- Lee S/ 1- Disu D/ 2- Pippen Jr. S/ 3- Evans M/ 50- Obinna E/	2	15:13	2	14:41	00:32	0-2	-2	0	0	2	0	0.0000
0- Lee S/ 1- Disu D/ 2- Pippen Jr. S/ 3- Evans M/ 55- Jankovic O/	2	14:41	2	13:07	01:34	0-4	-4	1	0	2	0	0.0000
0- Lee S/ 1- Disu D/ 3- Evans M/ 14- Rice I/ 55- Jankovic O/	2	13:07	2	12:28	00:39	0-0	0	1	0	0	0	0.0000
0- Lee S/ 3- Evans M/ 4- Wright J/ 14- Rice I/ 55- Jankovic O/	2	12:28	2	11:36	00:52	0-5	-5	0	0	0	0	0.0000
0- Lee S/ 2- Pippen Jr. S/ 4- Wright J/ 21- Jossell J/ 55- Jankovic O/	2	11:36	2	11:18	00:18	0-0	0	1	0	1	0	0.0000
1- Disu D/ 2- Pippen Jr. S/ 4- Wright J/ 21- Jossell J/ 50- Obinna E/	2	11:18	2	08:35	02:43	5-5	0	1	0	0	0	1.3298
0- Lee S/ 1- Disu D/ 4- Wright J/ 21- Jossell J/ 50- Obinna E/	2	08:35	2	07:47	00:48	2-2	0	1	0	0	0	1.0000
0- Lee S/ 1- Disu D/ 3- Evans M/ 4- Wright J/ 21- Jossell J/	2	07:47	2	07:03	00:44	0-0	0	1	0	0	0	0.0000
0- Lee S/ 1- Disu D/ 2- Pippen Jr. S/ 3- Evans M/ 4- Wright J/	2	07:03	2	06:12	00:51	3-0	3	1	0	0	0	1.0417
0- Lee S/ 2- Pippen Jr. S/ 3- Evans M/ 4- Wright J/ 50- Obinna E/	2	06:12	2	05:36	00:36	2-0	2	0	1	0	0	2.2727
0- Lee S/ 2- Pippen Jr. S/ 3- Evans M/ 50- Obinna E/ 55- Jankovic O/	2	05:36	2	01:21	04:15	11-7	4	4	1	0	3	1.7742
2- Pippen Jr. S/ 3- Evans M/ 11- Albert B/ 14- Rice I/ 55- Jankovic O/	2	01:21	2	01:21	00:00	1-0	1	0	0	0	0	2.2727
3- Evans M/ 11- Albert B/ 14- Rice I/ 21- Jossell J/ 55- Jankovic O/	2	01:21	2	00:00	01:21	2-2	0	1	0	0	0	1.0000



**Texas A&M at Vanderbilt**

01/11/20 Memorial Gymnasium, Nashville  
2019-20 Men's Basketball

**Game Time:** 8:30 PM  
**Game Duration:** 1:53  
**Attendance:** 9,076

**Officials:** Todd Austin, Vladimir Voyard-Tadal, Brian Shey

**Texas A&M**

Lineup	Time	Score	Score Diff	Pts/Min	Reb	Stl	Tov	Ass	PPP
1- Flagg S/ 5- Miller E/ 11- Mitchell W/ 20- Gordon A/ 32- Nebo J/	06:50	11-11	0	1.6098	6	0	4	2	0.8462
1- Flagg S/ 5- Miller E/ 11- Mitchell W/ 20- Gordon A/ 32- Nebo J/	03:42	4-2	2	1.0811	3	0	1	0	0.8000
0- Chandler J/ 1- Flagg S/ 5- Miller E/ 15- Aku J/ 20- Gordon A/ 32- Nebo J/	03:04	2-0	2	0.6494	4	0	0	1	0.5814
0- Chandler J/ 1- Flagg S/ 15- Aku J/ 20- Gordon A/ 35- Gultekin Y/	02:52	8-0	8	2.7907	1	1	0	1	2.6667
0- Chandler J/ 1- Flagg S/ 3- Jackson Q/ 20- Gordon A/ 32- Nebo J/	02:23	6-2	4	2.5175	1	2	0	1	1.5000
0- Chandler J/ 3- Jackson Q/ 12- French M/ 15- Aku J/ 35- Gultekin Y/	01:50	2-5	-3	1.0909	1	0	1	1	0.6667
0- Chandler J/ 1- Flagg S/ 15- Aku J/ 20- Gordon A/ 32- Nebo J/ 35- Gultekin Y/	01:49	0-2	-2	0.0000	1	0	0	0	0.0000
0- Chandler J/ 1- Flagg S/ 3- Jackson Q/ 12- French M/ 32- Nebo J/	01:49	4-5	-1	2.2018	2	0	0	1	2.0000
0- Chandler J/ 1- Flagg S/ 5- Miller E/ 11- Mitchell W/ 15- Aku J/ 32- Nebo J/	01:39	2-3	-1	1.2048	1	0	0	0	2.0000
0- Chandler J/ 3- Jackson Q/ 5- Miller E/ 12- French M/ 15- Aku J/	01:27	3-3	0	2.0690	2	1	1	0	1.0417
0- Chandler J/ 3- Jackson Q/ 12- French M/ 15- Aku J/ 32- Nebo J/ 35- Gultekin Y/	01:21	2-2	0	1.4706	2	0	0	0	2.0000
3- Jackson Q/ 12- French M/ 15- Aku J/ 21- Walker Z/ 35- Gultekin Y/	01:21	2-3	-1	1.4815	2	0	0	1	1.0000
0- Chandler J/ 3- Jackson Q/ 5- Miller E/ 12- French M/ 32- Nebo J/	01:19	5-4	1	3.7975	1	0	0	1	2.5000
0- Chandler J/ 1- Flagg S/ 3- Jackson Q/ 12- French M/ 15- Aku J/	01:17	3-1	2	2.3377	1	0	0	0	1.0417
1- Flagg S/ 3- Jackson Q/ 11- Mitchell W/ 15- Aku J/ 20- Gordon A/ 32- Nebo J/	01:07	0-0	0	0.0000	2	0	1	0	0.0000
0- Chandler J/ 3- Jackson Q/ 5- Miller E/ 20- Gordon A/ 32- Nebo J/	01:07	0-0	0	0.0000	1	0	1	0	0.0000
0- Chandler J/ 3- Jackson Q/ 5- Miller E/ 12- French M/ 15- Aku J/ 32- Nebo J/	01:02	4-1	3	3.8710	1	0	0	0	2.0000
5- Miller E/ 11- Mitchell W/ 20- Gordon A/ 32- Nebo J/ 35- Gultekin Y/	00:56	0-2	-2	0.0000	0	0	1	0	0.0000
1- Flagg S/ 5- Miller E/ 11- Mitchell W/ 15- Aku J/ 20- Gordon A/	00:53	0-1	-1	0.0000	1	0	1	0	0.0000
0- Chandler J/ 1- Flagg S/ 3- Jackson Q/ 15- Aku J/ 20- Gordon A/	00:52	5-0	5	5.7692	2	0	0	1	2.5000
1- Flagg S/ 5- Miller E/ 11- Mitchell W/ 12- French M/ 15- Aku J/	00:48	2-2	0	2.5000	1	0	0	0	1.0000
0- Chandler J/ 1- Flagg S/ 11- Mitchell W/ 20- Gordon A/ 32- Nebo J/	00:44	0-0	0	0.0000	0	2	1	0	0.0000
0- Chandler J/ 5- Miller E/ 15- Aku J/ 20- Gordon A/ 35- Gultekin Y/	00:25	2-0	2	4.8000	1	0	0	2	2.0000
0- Chandler J/ 1- Flagg S/ 3- Jackson Q/ 11- Mitchell W/ 15- Aku J/ 32- Nebo J/	00:24	0-0	0	0.0000	0	0	0	0	0.0000
0- Chandler J/ 3- Jackson Q/ 5- Miller E/ 15- Aku J/ 20- Gordon A/	00:18	0-0	0	0.0000	0	1	0	0	0.0000
0- Chandler J/ 1- Flagg S/ 11- Mitchell W/ 12- French M/ 15- Aku J/	00:17	0-1	-1	0.0000	0	0	0	0	0.0000
0- Chandler J/ 1- Flagg S/ 3- Jackson Q/ 15- Aku J/ 20- Gordon A/ 32- Nebo J/	00:16	2-0	2	7.1429	0	0	0	0	2.2727
0- Chandler J/ 1- Flagg S/ 11- Mitchell W/ 20- Gordon A/ 35- Gultekin Y/	00:11	0-0	0	0.0000	0	0	0	0	0.0000
0- Chandler J/ 3- Jackson Q/ 5- Miller E/ 12- French M/ 15- Aku J/	00:08	0-0	0	0.0000	1	0	0	0	0.0000
3- Jackson Q/ 11- Mitchell W/ 20- Gordon A/ 32- Nebo J/ 35- Gultekin Y/	00:00	0-0	0	NaN	0	0	0	0	0.0000
0- Chandler J/ 3- Jackson Q/ 11- Mitchell W/ 20- Gordon A/ 32- Nebo J/	00:00	0-0	0	NaN	0	0	0	0	0.0000



**Texas A&M at Vanderbilt**

01/11/20 Memorial Gymnasium, Nashville  
2019-20 Men's Basketball

**Game Time:** 8:30 PM  
**Game Duration:** 1:53  
**Attendance:** 9,076

**Officials:** Todd Austin, Vladimir Voyard-Tadal, Brian Shey

**Vanderbilt**

Lineup	Time	Score	Score Diff	Pts/Min	Reb	Stl	Tov	Ass	PPP
0- Lee S/ 1- Disu D/ 2- Pippen Jr. S/ 4- Wright J/ 50- Obinna E/	10:55	13-17	-4	1.1908	6	5	4	4	0.7757
0- Lee S/ 3- Evans M/ 4- Wright J/ 50- Obinna E/ 55- Jankovic O/	04:30	3-4	-1	0.6667	6	1	0	1	0.6000
0- Lee S/ 2- Pippen Jr. S/ 3- Evans M/ 50- Obinna E/ 55- Jankovic O/	04:15	11-7	4	2.5882	4	1	0	3	1.7742
1- Disu D/ 2- Pippen Jr. S/ 4- Wright J/ 21- Jossell J/ 50- Obinna E/	02:43	5-5	0	1.8405	1	0	0	0	1.3298
0- Lee S/ 1- Disu D/ 4- Wright J/ 21- Jossell J/ 50- Obinna E/	02:33	4-4	0	1.5686	3	0	0	0	1.0000
1- Disu D/ 2- Pippen Jr. S/ 3- Evans M/ 4- Wright J/ 13- Moyer M/	02:10	0-5	-5	0.0000	0	0	1	0	0.0000
0- Lee S/ 1- Disu D/ 2- Pippen Jr. S/ 3- Evans M/ 55- Jankovic O/	01:34	0-4	-4	0.0000	1	0	2	0	0.0000
0- Lee S/ 3- Evans M/ 11- Albert B/ 21- Jossell J/ 50- Obinna E/	01:22	1-4	-3	0.7317	1	0	1	0	0.4098
3- Evans M/ 11- Albert B/ 14- Rice I/ 21- Jossell J/ 55- Jankovic O/	01:21	2-2	0	1.4815	1	0	0	0	1.0000
0- Lee S/ 1- Disu D/ 11- Albert B/ 21- Jossell J/ 50- Obinna E/	01:08	2-2	0	1.7647	1	0	0	0	1.0638
1- Disu D/ 2- Pippen Jr. S/ 3- Evans M/ 4- Wright J/ 50- Obinna E/	01:07	0-5	-5	0.0000	0	0	1	0	0.0000
0- Lee S/ 2- Pippen Jr. S/ 3- Evans M/ 11- Albert B/ 50- Obinna E/	01:06	3-3	0	2.7273	0	0	1	1	1.5000
0- Lee S/ 3- Evans M/ 4- Wright J/ 14- Rice I/ 55- Jankovic O/	00:52	0-5	-5	0.0000	0	0	0	0	0.0000
0- Lee S/ 1- Disu D/ 2- Pippen Jr. S/ 3- Evans M/ 4- Wright J/	00:51	3-0	3	3.5294	1	0	0	0	1.0417
0- Lee S/ 1- Disu D/ 3- Evans M/ 4- Wright J/ 21- Jossell J/	00:44	0-0	0	0.0000	1	0	0	0	0.0000
0- Lee S/ 1- Disu D/ 3- Evans M/ 4- Wright J/ 50- Obinna E/	00:43	0-0	0	0.0000	1	0	0	0	0.0000
0- Lee S/ 1- Disu D/ 3- Evans M/ 14- Rice I/ 55- Jankovic O/	00:39	0-0	0	0.0000	1	0	0	0	0.0000
0- Lee S/ 2- Pippen Jr. S/ 3- Evans M/ 4- Wright J/ 50- Obinna E/	00:36	2-0	2	3.3333	0	1	0	0	2.2727
0- Lee S/ 1- Disu D/ 2- Pippen Jr. S/ 3- Evans M/ 50- Obinna E/	00:32	0-2	-2	0.0000	0	0	2	0	0.0000
0- Lee S/ 2- Pippen Jr. S/ 4- Wright J/ 21- Jossell J/ 55- Jankovic O/	00:18	0-0	0	0.0000	1	0	1	0	0.0000
0- Lee S/ 3- Evans M/ 4- Wright J/ 11- Albert B/ 50- Obinna E/	00:01	0-0	0	0.0000	0	0	1	0	0.0000
2- Pippen Jr. S/ 3- Evans M/ 11- Albert B/ 14- Rice I/ 55- Jankovic O/	00:00	1-0	1	∞	0	0	0	0	2.2727