



# KENTUCKY

## 2019-20 MEN'S BASKETBALL

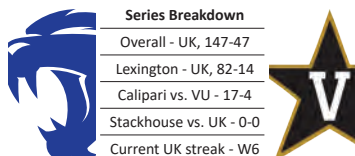


8 NATIONAL CHAMPIONSHIPS | **MOST WINS** IN COLLEGE BASKETBALL | 48 SEC TITLES | 31 SEC TOURNAMENT CHAMPIONSHIPS | 55 ALL-AMERICANS | 129 NBA DRAFT PICKS

### VANDERBILT (8-11, 0-6) at #13/13 KENTUCKY (15-4, 5-1)

Wednesday, Jan. 29 • 6:30 p.m. • Rupp Arena at Central Bank Center (20,500) • Lexington, Ky.  
#VUvsUK #TGT • @KentuckyMBB • @UKMBBStatsInfo

#### THE MATCHUP



John Calipari	Jerry Stackhouse
Overall Record: 765-215*	Overall Record: 8-11
Record at UK: 320-75	Record at VU: 11-22
Overall Seasons: 28th	Overall Seasons: 1st
at Kentucky: 11th	at Vanderbilt: 1st

\*on-court record

#### BY THE NUMBERS

<b>2,308</b>	All-time wins, NCAA leader
<b>1,002</b>	All-time SEC regular-season wins
<b>48</b>	SEC regular-season titles in program history
<b>17</b>	Points Nate Sestina needs to score to reach 1,000

#### TALE OF THE TAPE

UK	STATISTIC	VU
75.7	Points Per Game	72.9
65.2	Opp. Points PG	73.9
38.5	Rebounds PG	33.2
14.6	Assists PG	12.4
5.2	Blocks PG	4.0
5.4	Steals PG	7.4
.462	FG Pct.	.432
.389	Opp. FG Pct.	.464
.324	3-Pt. FG Pct.	.328
.286	Opp. 3-Pt. FG Pct.	.348

#### A UK WIN WOULD ...

- Be Kentucky's eighth in the last nine games
- Put UK at 16-4 on the season
- Mark the sixth time in 11 seasons the Wildcats have started 6-1 in SEC play under John Calipari
- Push UK's winning streak against Vanderbilt to seven straight
- Improve Kentucky's record to 25-9 against unranked foes under Calipari
- Move the Wildcats to 142-39 under Calipari in SEC regular-season games
- Be UK's 11th straight win at home

#### LAST GAME'S STARTERS



**0**

#### ASHTON HAGANS

6-3 • 198 • GUARD • SOPHOMORE  
CARTERSVILLE, GA. | NEWTON HIGH SCHOOL

Naismith, Wooden watch lists | Sixth nationally in assists per game | Five or more assists in 16 straight, best since Tyler Ulis (2015-16) | Averaging 13.2 points and team highs in assists (7.3 per game) and steals (2.2 per game)



**3**

#### TYRESE MAXEY

6-3 • 198 • GUARD • FRESHMAN  
GARLAND, TEXAS | SOUTH GARLAND HIGH SCHOOL

Dec. 30 March Madness National Player of the Week | Three-time SEC Freshman of the Week | UK freshman debut record 26 points vs. Michigan State | Career-high 27 points vs. Louisville | Averaging 13.0 points per game




**4**

#### NICK RICHARDS

6-11 • 247 • FORWARD • JUNIOR  
KINGSTON, JAMAICA | THE PATRICK SCHOOL

Team highs in points (14.3), rebounds (8.1) and blocks (2.5) per game | 67.5 FG%, sixth nationally | Eight double-doubles | SEC Co-Player, USBWA National Player of the Week for Dec. 30 | Averaging 17.2 points, 9.0 boards in SEC play



**5**

#### IMMANUEL QUICKLEY

6-3 • 188 • GUARD • SOPHOMORE  
HAVRE DE GRACE, MD. | THE JOHN CARROLL SCHOOL

Averaging 14.0 points per game with team-high 34 3-pointers | SEC Player of the Week on Jan. 13 | Averaging team-high 17.6 points, 5.3 rebounds with 22 3-pointers over last eight | 90.9% at free-throw line, ranked sixth nationally



**23**

#### EJ MONTGOMERY

6-10 • 228 • FORWARD • SOPHOMORE  
FORT PIERCE, FLA. | WHEELER HIGH SCHOOL

Averaging 6.8 points, 5.4 rebounds and 1.0 blocks | Career-high 25 points and nine rebounds vs. Fairleigh Dickinson | Shooting 50.5% | Five or more rebounds in 11 games this season | Top-rated UK signee in class of 2019

#### STAT LEADERS

POINTS PER GAME		
UK	Nick Richards	14.3
VU	Saben Lee*	15.9
REBOUNDS PER GAME		
UK	Nick Richards	8.1
VU	Clevon Brown	6.0
ASSISTS PER GAME		
UK	Ashton Hagans	7.3
VU	Saben Lee	4.6
STEALS PER GAME		
UK	Ashton Hagans	2.2
VU	Saben Lee	1.5
3-POINTERS		
UK	Immanuel Quickley	34
VU	Dylan Disu*	24
FIELD-GOAL PERCENTAGE		
UK	Nick Richards	.675
VU	Clevon Brown	.607
FREE-THROW PERCENTAGE		
UK	Immanuel Quickley	.909
VU	Saben Lee*	.733

\*Aaron Nesmith is VU's leading scorer, 3-point and free-throw shooter, but is out with injury

#### NEED TO KNOW

Kentucky was picked to win the SEC title by the league's media members. UK owns 48 SEC regular-season titles

With the win at Texas Tech, UK improved to 3-1 this season vs. AP Top 25 opponents, 2-0 in overtime games and 10-3 in nonconference games

UK improved to 4-3 in the Big 12/SEC Challenge and has won three straight in the annual series, the best active streak among SEC schools

Nick Richards was named the NCAA March Madness National Player of the Week and the SEC Co-Player of the Week after averaging 22.0 points, 11.0 rebounds and 3.5 blocks per game in wins over Georgia and Texas Tech

Richards ranks among the national leaders in field-goal percentage (sixth), blocks per game (22nd) and double-doubles (30th)

Ashton Hagans ranks among national leaders in assists (sixth) and steals (24th) per game

#### SCHEDULE

##### OCTOBER

27 2/2 -/- GEORGETOWN COLL.<sup>A</sup> SEC W, 80-53

##### NOVEMBER

1 2/2 -/- KENTUCKY STATE<sup>A</sup> SEC W, 83-51  
5 2/2 1/1 vs. Michigan State<sup>1</sup> ESPN W, 69-62  
8 2/2 -/- EASTERN KENTUCKY SEC W, 91-49  
12 1/2 -/- EVANSVILLE SEC L, 67-64  
18 9/10 -/- UTAH VALLEY<sup>2</sup> ESPN2 W, 82-74  
22 9/10 -/- MOUNT ST. MARY'S<sup>2</sup> SEC W, 82-62  
24 9/10 -/- LAMAR<sup>2</sup> SEC W, 81-56  
29 9/11 -/- UAB<sup>2</sup> SEC W, 69-58

##### DECEMBER

7 8/10 -/- FAIRLEIGH DICKINSON SEC W, 83-52  
14 8/9 -/- GEORGIA TECH ESPN W, 67-53  
18 6/6 -/- vs. Utah<sup>3</sup> ESPN2 L, 69-66  
21 6/6 5/4 vs. Ohio State<sup>4</sup> CBS L, 71-65  
28 19/19 3/4 LOUISVILLE CBS W, 78-70<sup>OT</sup>

##### JANUARY

4 17/14 -/- MISSOURI\* SEC W, 71-59  
7 14/13 -/RV at Georgia\* ESPN W, 78-69  
11 14/13 -/- ALABAMA\* ESPN W, 76-67  
15 10/12 -/- at South Carolina\* SEC L, 81-78  
18 10/12 RV/RV at Arkansas\* ESPN W, 73-66  
21 15/14 -/- GEORGIA\* ESPN W, 89-79  
25 15/14 18/18 at Texas Tech<sup>5</sup> ESPN W, 78-76<sup>OT</sup>  
29 13/13 -/- VANDERBILT\* SEC 6:30 p.m.

##### FEBRUARY

1 13/13 17/16 at Auburn\* ESPN 6 p.m.  
4 -/- -/- MISSISSIPPI STATE\* ESPN/2 9 p.m.  
8 -/- -/- at Tennessee\* CBS 1 p.m.  
11 -/- -/- at Vanderbilt\* TBD 7 p.m.  
15 -/- -/- OLE MISS\* TBD 2 p.m.  
18 -/- -/- at LSU\* ESPN/2 9 p.m.  
22 -/- -/- FLORIDA\* ESPN/2 6/8 p.m.  
25 -/- -/- at Texas A&M\* TBD 7 p.m.  
29 -/- -/- AUBURN\* CBS 3:45 p.m.

##### MARCH

3 -/- -/- TENNESSEE\* ESPN/2 9 p.m.  
7 -/- -/- at Florida\* CBS 1 p.m.

All times Eastern | \*SEC conference game | HOME GAMES IN CAPS | <sup>A</sup>Exhibition  
<sup>1</sup>State Farm Champions Classic (New York | Madison Square Garden)  
<sup>2</sup>BBN Showcase (Rupp Arena | Lexington, Ky.)  
<sup>3</sup>Neon Hoops Showcase (T-Mobile Arena | Las Vegas)  
<sup>4</sup>CBS Sports Classic (T-Mobile Arena | Las Vegas)  
<sup>5</sup>Big 12/SEC Challenge (United Supermarkets Arena | Lubbock, Texas)  
<sup>6</sup>SEC Tournament (Bridgestone Arena | Nashville, Tenn.)

#### BROADCAST INFO

##### TV: ESPN

Play-by-play: Roy Philpott  
Analyst: Mark Wise



##### RADIO: UK SPORTS NETWORK

Play-by-play: Tom Leach  
Analyst: Mike Pratt



##### SATELLITE RADIO

Sirius: 133  
XM: 190  
Internet: 961



# TV CHART



**0 ASHTON HAGANS**  
Sophomore | Guard  
6-3 | 198  
Cartersville, Ga.  
Newton  
@H23Ash  
@ashton.hagans



**1 NATE SESTINA**  
Graduate | Forward  
6-9 | 234  
Emporium, Pa.  
Bucknell University  
@NateSestina23  
@natesestina4




**3 TYRESE MAXEY**  
Freshman | Guard  
6-3 | 198  
Garland, Texas  
South Garland  
@TyreseMaxey  
@tyresemaxey



**4 NICK RICHARDS**  
Junior | Forward  
6-11 | 247  
Kingston, Jamaica  
The Patrick School  
@iamnickrichards  
@nickrichards\_  
@nicholas.p.richards



**5 IMMANUEL QUICKLEY**  
Sophomore | Guard  
6-3 | 188  
Havre de Grace, Md.  
The John Carroll School  
@IQ\_GodSon  
@immanuelquickley\_  
@immanuelquickley5



**10 JOHNNY JUZANG**  
Freshman | Guard  
6-6 | 214  
Los Angeles  
Harvard-Westlake  
@JohnnyJuzang  
@jsilky5



**11 DONTAIE ALLEN**  
Freshman | Guard  
6-6 | 200  
Falmouth, Ky.  
Pendleton County  
@dontaieallen11  
@dontaieallen11  
@tay.allen3139



**12 KEION BROOKS JR.**  
Freshman | Forward  
6-7 | 205  
Fort Wayne, Ind.  
La Lumiere School  
@KeionB\_12  
@klbj.xii



**13 RILEY WELCH**  
Junior | Guard  
6-0 | 185  
Littleton, Colo.  
College of the Desert  
@Riley\_Welch  
@riley\_welch  
@Riley.Welch.UK



**14 BRENNAN CANADA**  
Freshman | Forward  
6-6 | 198  
Mount Sterling, Ky.  
George Rogers Clark  
@brennanc14  
@brennanc14



**21 ZAN PAYNE**  
R-Freshman | G/F  
6-4 | 235  
Lexington, Ky.  
Lexington Catholic  
@young\_payne2321  
@alexander.payne23



**23 EJ MONTGOMERY**  
Sophomore | Forward  
6-10 | 228  
Fort Pierce, Fla.  
Wheeler  
@ejmontgomery23  
@\_mont23



**33 BEN JORDAN**  
Sophomore | Forward  
6-9 | 250  
Olive Hill, Ky.  
West Carter  
@ben3jordan  
@ben3jordan3



**JOHN CALIPARI**  
Head Coach  
11th Season  
@UKCoachCalipari  
@UKCoachCalipari  
@UKCoachCalipari



**KENNY PAYNE**  
Assoc. Head Coach  
10th season at UK  
Sixth season as associate HC



**TONY BARBEE**  
Assistant Coach  
Sixth season at UK  
Fifth season as assistant  
@CoachTonyBarbee



**JOEL JUSTUS**  
Assistant Coach  
Sixth season at UK  
Fourth season as assistant  
@UKCoachJustus  
@UKCoachJustus



**JOHN ROBIC**  
Special Assistant  
11th season at UK  
Fourth season as special asst.

## Pronunciation Guide

DONTAIE Allen	(DON-tay)
KEION Brooks Jr.	(KEY-on)
John CALIPARI	(cal-uh-PEAR-ee)
Ashton HAGANS	(HAY-gens)
Johnny JUZANG	(JEW-zang)
Nate SESTINA	(ses-TINA)

## Alphabetical Roster

NO.	NAME	POS.	HT.	WT.	CL.	HOMETOWN (PREVIOUS SCHOOL)
11	Dontaie Allen	G	6-6	200	Fr.	Falmouth, Ky. (Pendleton County)
12	Keion Brooks Jr.	F	6-7	205	Fr.	Fort Wayne, Ind. (La Lumiere)
14	Brennan Canada	F	6-6	198	Fr.	Mount Sterling, Ky. (George Rogers Clark)
0	Ashton Hagans	G	6-3	198	So.	Cartersville, Ga. (Newton)
33	Ben Jordan	F	6-9	250	R-So.	Olive Hilly, Ky. (West Carter)
10	Johnny Juzang	G	6-6	214	Fr.	Los Angeles (Harvard-Westlake)
3	Tyrese Maxey	G	6-3	198	Fr.	Garland, Texas (South Garland)
23	EJ Montgomery	F	6-10	228	So.	Fort Pierce, Fla. (Wheeler)
21	Zan Payne	G/F	6-4	235	R-Fr.	Lexington, Ky. (Lexington Catholic)
5	Immanuel Quickley	G	6-3	188	So.	Havre de Grace, Md. (The John Carroll School)
4	Nick Richards	F	6-11	247	Jr.	Kingston, Jamaica (The Patrick School)
1	Nate Sestina	F	6-9	234	Gr.	Emporium, Pa. (Bucknell University)
13	Riley Welch	G	6-0	185	Jr.	Littleton, Colo. (College of the Desert)

## On the Bench

**Head Coach:** John Calipari (Clarion, 1982)  
**Associate Head Coach:** Kenny Payne (Louisville, 2003)  
**Assistant Coaches:** Tony Barbee (UMass, 1993)  
 Joel Justus (UNC Wilmington, 2004)  
**Special Asst. to the Head Coach:** John Robic (Denison, 1986)  
**Assoc. AD/Basketball Operations:** Chris Woolard (UCLA, 1997)  
**Director of Basketball Admin.:** Will Barton (Kentucky, 2013)  
**Strength Coach:** Robert Harris (Kentucky State, 2009)  
**Athletic Trainer:** Geoffrey Staton (North Carolina, 2007)  
**Equipment Manager:** Mark Evans (Kentucky, 2013)  
**Recruiting Analyst:** Brady Kennedy (Kentucky, 2016)





# POLLS, STATS, MEDIA INFO

## Weekly Media Schedule

all times ET unless indicated otherwise

28 Tue.	29 Wed.	30 Thu.	31 Fri.	1 Sat.	2 Sun.	3 Mon.
Media opportunity: 2 p.m. Assistant   Players  Practice: 2:30 p.m.	vs. Vanderbilt   6:30 p.m. SEC Network	Practice: 2:30 p.m.  No media availability	Media opportunity: 2 p.m. Calipari   Players  Practice: 2:30 p.m.  Travel to Auburn	ESPN College GameDay 11 a.m.   ESPN  at Auburn   6 p.m. ESPN	Practice: 2:30 p.m.  No media availability	Media opportunity: 2 p.m. Assistant   Players  Practice: 2:30 p.m.  John Calipari Show UK Sports Network   6 p.m.

### Communications & PR Staff



**Eric Lindsey**  
Director  
Cell - 859.619.0944  
Email - eric.lindsey@uky.edu



**Deb Moore**  
Associate Director  
Cell - 859.559.5781  
Email - deb.moore@uky.edu

### Media Information

#### CREDENTIAL REQUESTS

Requests for single-game credentials should be made as far in advance as possible and no later than five days prior to game day online at [sportssystem.com/Kentucky](http://sportssystem.com/Kentucky).

#### CREDENTIAL CRITERIA

The University of Kentucky's decision to issue credentials to a media outlet for the purposes of covering a UK basketball home or away event is determined by a variety of factors. They include the following:

- Amount of coverage given to Kentucky throughout the season
- Intention/ability to cover all 22 sports at Kentucky
- Distribution/size of publication: free, subscription, sale on newsstands, website traffic, etc.
- Radio or TV station program format and size of audience
- Length of existence of the publication, amount of original copy generated, number of full-time employees of the publication and the journalistic experience of the reporter(s)
- Attendance at Kentucky media sessions, including Olympic sport opportunities
- Space availability
- Professionalism, which includes but is not limited to conduct at games, press conferences, practices, on social media, etc.

The University of Kentucky has the right to revoke credentials under its own discretion.

#### INTERVIEW POLICIES-GENERAL

All interviews with University of Kentucky basketball players or staff members must be arranged through the Communications and public relations office. Media should never contact a player or coach directly.

The Wildcat Coal Lodge, dormitories, team locker rooms and other team quarters are private team areas. Media members are not permitted in these areas unless accompanied by appropriate university personnel.

#### PRACTICE/PRESS CONFERENCES

Other than announced exceptions, UK basketball practices are closed to the media. UK will accept requests to attend practice. All requests must be made by 10 a.m. the day before the practice. In cases in which practices are open to the media, no cell phones are allowed in the practice facility.

Player interviews are conducted prior to practices the day before a game and will be available to all UK media in the Joe Craft Center lower-level lobby. UK will accept requests for player interviews, but they must be submitted 24 hours prior to the scheduled availability.

Coach John Calipari or an assistant coach will meet with members of the media immediately following player interviews in the lower level lobby of the Joe Craft Center.

Gameday shoot-arounds are closed to the media.

#### TELEPHONE PLAYER INTERVIEWS

Telephone interviews are available to the media on a call-back basis. Individual player and coach telephone numbers will not be given to members of the media.

Players are instructed not to conduct interviews when contacted directly by telephone. The communications and public relations office will arrange for telephone interviews at a time most convenient for the student-athlete.

Other special requests are handled on a case-by-case basis.

#### POSTGAME INTERVIEWS

Following each game, there is a cooling-off period, during which time the players shower and dress. Approximately 10 minutes after the game ends, Coach Calipari conducts his postgame press conference while a player is taken to the UK Sports Network.

Following Coach Calipari's press conference and the cooling-off period, selected UK players are brought to the media interview room.

### The Polls

#### Associated Press Top 25 Jan. 27

1. Baylor (44)
2. Gonzaga (19)
3. Kansas (1)
4. San Diego State
5. Florida State
6. Louisville
7. Dayton
8. Villanova
9. Duke
10. Seton Hall
11. Oregon
12. West Virginia
13. Kentucky
14. Michigan State
15. Maryland
16. Butler
17. Auburn
18. Iowa
19. Illinois
20. Colorado
21. Houston
22. LSU
23. Wichita State
24. Penn State
25. Rutgers

**Receiving Votes:** Creighton, Arizona, Texas Tech, Ohio State, Indiana, East Tennessee State, Northern Iowa, Memphis, USC, Rhode Island, Purdue, Florida, Arkansas, Tulsa, SMU, Saint Mary's, Wisconsin, Akron, Harvard

#### USA Today Coaches Poll Jan. 27

1. Baylor (15)
2. Gonzaga (17)
3. Kansas
4. San Diego State
5. Louisville
6. Florida State
7. Dayton
8. Duke
9. Seton Hall
10. Villanova
11. West Virginia
12. Oregon
13. Kentucky
14. Michigan State
15. Maryland
16. Auburn
17. Butler
18. Iowa
19. Illinois
20. Houston
21. Colorado
22. Wichita State
23. Penn State
24. LSU
25. Rutgers

**Receiving Votes:** Arizona, Texas Tech, Creighton, Ohio State, Indiana, Tulsa, St. Mary's, Yale, Marquette, Arkansas, Northern Iowa, Stanford, USC, Memphis, East Tennessee State

### UK in the Rankings

#### Team Rankings (through Jan. 25)

Category	Stat	SEC [NCAA]
Scoring	75.7	5th [78th]
Scoring Defense	65.2	6th [76th]
Scoring Margin	+10.5	3rd [36th]
Free-Throw %	.771	2nd [14th]
Field-Goal %	.462	2nd [55th]
Field-Goal % Def.	.389	3rd [35th]
3-Point FG %	.324	5th [229th]
3-Point FG % Def.	.286	2nd [19th]
Rebounds Per Game	38.5	6th [69th]
Opponent Rebs. Per Game	32.2	3rd
Rebounding Margin	+6.3	3rd [32nd]
Blocks Per Game	5.2	3rd [22nd]
Assists Per Game	14.6	2nd [74th]
Steals Per Game	5.4	14th [293rd]
Turnover Margin	-0.5	9th [225th]
Assist-to-TO Ratio	1.1	1st [92nd]
Off. Rebs. Per Game	10.1	9th [185th]
Def. Rebs. Per Game	28.5	2nd [26th]
Def. Rebound %	.734	2nd
Off. Rebound %	.315	7th
3-Point FG Per Game	4.9	14th [342nd]

#### Individual Rankings

Category/Player	Stat	SEC [NCAA]
Assist-to-TO Ratio/Hagans	2.2	3rd [58th]
Assists Per Game/Hagans	7.3	1st [6th]
Blocks Per Game/Richards	2.5	2nd [22nd]
Def. Rebs. Per Game/Richards	5.3	6th [153rd]
Double-Doubles/Richards	8	T2nd [T30th]
Field-Goal %/Richards	.675	1st [6th]
Free-Throw %/Quickley	.909	1st [6th]
Free-Throw %/Maxey	.819	9th [108th]
Free-Throw %/Hagans	.813	10th [116th]
Minutes Per Game/Hagans	33.8	6th [149th]
Minutes Per Game/Maxey	33.2	9th [206th]
Minutes Per Game/Quickley	31.3	18th
Off. Rebs. Per Game/Richards	2.8	6th [91st]
Points Per Game/Richards	14.3	13th
Points Per Game/Quickley	14.0	14th
Points Per Game/Hagans	13.2	T19th
Rebounds Per Game/Richards	8.1	4th [100th]
Steals Per Game/Hagans	2.2	T1st [24th]
3-Point FG Made/Quickley	1.9	10th

### Upcoming in the SEC

#### Jan. 29-Feb. 5

Contest	Time	TV Network
<b>Wednesday, Jan. 29</b> <b>Vanderbilt at Kentucky*</b> Alabama at LSU* South Carolina at Arkansas*	6:30 p.m. 7 p.m. 8:30 p.m.	SEC Network ESPN/U SEC Network
<b>Saturday, Feb. 1</b> Ole Miss at LSU* Texas A&M at Georgia* Tennessee at Mississippi State* Missouri at South Carolina* <b>Kentucky at Auburn*</b> Arkansas at Alabama* Florida at Vanderbilt*	Noon 1 p.m. 2 p.m. 3:30 p.m. 6 p.m. 6 p.m. 8:30 p.m.	ESPN2 SEC Network ESPNU SEC Network <b>ESPN</b> SEC Network SEC Network
<b>Tuesday, Feb. 4</b> Tennessee at Alabama* Auburn at Arkansas* <b>Mississippi State at Kentucky*</b> Missouri at Texas A&M*	7 p.m. 7 p.m. 9 p.m. 9 p.m.	ESPN/2/U SEC Network <b>ESPN/2</b> SEC Network
<b>Wednesday, Feb. 5</b> Georgia at Florida* South Carolina at Ole Miss* LSU at Vanderbilt*	7 p.m. 7 p.m. 9 p.m.	ESPN/2/U SEC Network SEC Network

\*Conference Game | All times listed Eastern

### SEC Standings (through Jan. 25)

Team	SEC Record	Overall Record	Games Back
LSU	6-0 (.000)	15-4 (.790)	-
Kentucky	5-1 (.833)	15-4 (.790)	1.0
Alabama	4-2 (.667)	12-7 (.632)	2.0
Auburn	4-2 (.667)	17-2 (.895)	2.0
Florida	4-2 (.667)	12-7 (.632)	2.0
Tennessee	4-2 (.667)	12-7 (.632)	2.0
Arkansas	3-3 (.500)	15-4 (.790)	3.0
Mississippi State	3-3 (.500)	12-7 (.632)	3.0
South Carolina	3-3 (.500)	11-8 (.579)	3.0
Texas A&M	3-3 (.500)	9-9 (.500)	3.0
Georgia	1-5 (.167)	11-8 (.579)	5.0
Ole Miss	1-5 (.167)	10-9 (.526)	5.0
Missouri	1-5 (.167)	9-10 (.474)	5.0
Vanderbilt	0-6 (.000)	8-11 (.421)	6.0



# NOTES

## Honoring the Cats

### Ashton Hagans

- Naismith Defensive Player of the Year midseason watch list
- Wooden Midseason Top 25
- Lute Olson Award watch list
- Wooden Preseason Top 50
- Naismith Trophy preseason watch list
- Preseason All-SEC First Team (media/coaches)
- Bob Cousy Award preseason watch list

### Tyrese Maxey

- SEC Freshman of the Week (Jan. 13)
- Wooden Midseason Top 25
- USBWA Wayman Tisdale National Freshman of the Week (Dec. 31)
- NCAA March Madness National Player of the Week (Dec. 30)
- SEC Freshman of the Week (Dec. 30)
- Bluegrass Sports Commission MVP of the Kentucky-Louisville game
- USBWA Oscar Robertson Trophy watch list
- SEC Freshman of the Week (Nov. 11)
- Wooden Preseason Top 50
- NABC Division I Player of the Year preseason watch list
- Naismith Trophy preseason watch list
- AP Preseason All-America Honorable Mention
- NBC Sports Preseason All-America Third Team
- Preseason NCAA March Madness Player of the Year candidate
- Preseason All-SEC Second Team (media/coaches)
- Jerry West Award preseason watch list

### EJ Montgomery

- Preseason All-SEC Second Team (media/coaches)
- Karl Malone Award preseason watch list

### Immanuel Quickley

- SEC Player of the Week (Jan. 13)
- Preseason NCAA March Madness "Glue Guy"

### Nick Richards

- SEC Co-Player of the Week (Jan. 27)
- NCAA March Madness National Player of the Week (Jan. 27)
- USBWA Oscar Robertson National Player of the Week (Dec. 31)
- SEC Co-Player of the Week (Dec. 30)

### Nate Sestina

- Senior CLASS Award candidate

## Cats Come Up Bigger in Texas, Winning Overtime Classic in Lubbock

LUBBOCK, Texas - While there were a lot of happy players in the Kentucky locker room, only Nick Richards got a kiss on the forehead from coach John Calipari.

"I said there are about three of you in this room that need this, but I will do it for you, so I kissed him on the forehead," Calipari said of the 6-foot-11 junior forward who had 25 points and 14 rebounds as the No. 15/14 Wildcats won 76-74 in overtime at No. 18/18 Texas Tech. "Nick was unbelievable."

Richards scored the last five points in regulation for the Wildcats (15-4), and their first four in overtime before knocking down his two game-deciding free throws with 10 seconds left in the only Big 12/SEC Challenge game featuring two ranked teams.

"We have no chance of winning without Nick," said Immanuel Quickley, who had 21 points.

The Wildcats built a 10-point lead in the second half, and still led by eight when Richards made a jumper with 6:15 left. They missed their last six shots in regulation, none by Richards, though he made three free throws in that closing stretch. He then had two free throws to start overtime before a three-point play.

Richards finished 7 of 10 from the field and 11 of 14 on free throws, including the clinching two after he was fouled when Terrence Shannon missed an awkward shot when defended by EJ Montgomery.

When asked what he was thinking on the clutch free throw, Richards said, "I'm thinking we need it. We need these free throws to help us win the game." That included some encouragement from Quickley after an early miss that made him angry.

Texas Tech (12-7), which had won 54 consecutive nonconference home games since December 2013, had one last possession. But Davide Moretti was stripped by Ashton Hagans when starting a drive in the lane.

Quickley's 21 points included a buzzer-beating 3-pointer from halfcourt that put Kentucky up 36-34 at halftime.

Of note ...

- Kentucky has won seven of its last eight games
- UK finished the regular season 10-3 against nonconference opponents, including 4-2 vs. Power 5 schools
- Kentucky is 4-3 in the Big 12/SEC Challenge and has won the last three in the event, the best current active streak among SEC schools
- Richards became the second Kentucky player in the Calipari era to have at least 25 points, 14 rebounds and four blocks in a single game (Anthony Davis vs. Arkansas on Jan. 17, 2012). He's the first in the Calipari era to post that line vs. a ranked opponent
- Kentucky is now 14-1 this season when outshooting the opponent
- Quickley played a career-high 42 minutes
- Kentucky led by 10 points in the second half. UK is now 275-7 under Calipari when leading by at least 10 points at any time in the contest
- Entering the game at 76.7% at the foul line, the Wildcats had another solid performance at 84% (21 of 25)
- UK is 62-32 vs. Associated Press Top 25 competition under Calipari, including 3-1 this season
- The Wildcats committed a season-high 20 turnovers but oddly enough improved to 10-0 in the Calipari era when making 20 or more miscues
- Hagans extended his five-or-more-assists streak to 16 straight games, the best streak since Tyler Ulis did it 24 straight games in 2015-16
- Kentucky is now 61-49 all-time in overtime games, including 2-0 this season
- UK's last overtime win in a true road game was 70-64 in two overtimes at Texas A&M on Jan. 10, 2015
- The Wildcats are 13-7 under Calipari in overtime games and have won five of their last seven in extra time

## Big-Game Cal, Cats

John Calipari's teams aren't just good against the best teams in the country, they're great. Not only does Kentucky own a 62-32 record (.660) vs. Associated Press Top 25 teams under John Calipari, UK is 7-4 when both teams are ranked in the AP top five.

All-time, Calipari is 13-8 when both teams are ranked in the AP top five. When both teams are ranked in the AP Top 25, Calipari's all-time record is 85-55, including a 54-28 mark at Kentucky. When both are ranked in the top 10 he has a 27-19 record, including 16-12 at UK.

Kentucky has answered the bell of big-time showdowns again this season. UK is 3-1 vs. AP Top 25 teams, including 2-1 vs. top-five teams at the time.

By defeating top-ranked Michigan State to start the season, UK knocked off the No. 1 team in consecutive seasons for the first time in school history. Last season, Kentucky downed Tennessee on Feb. 19, 2019. With the win over MSU, the Wildcats now have nine victories over the No. 1 team in 25 tries.

Calipari improved to 6-4 vs. the No. 1 team in his career with the win vs. Michigan State, including 3-2 at Kentucky. According to ESPN, Calipari is the only coach with a winning (.600) percentage against No. 1 ranked teams with a minimum of 10 games faced against the No. 1.

## Nick and Quick at the Heart of Recent Run

Beginning with the Louisville game, Kentucky has won seven of its last eight games and is playing like one of the best teams in the country. The Wildcats have wins over ranked opponents, key road victories in hostile environments and have put themselves near the top of the Southeastern Conference race during the stretch.

It's been a team effort, but two players in particular have stood out as the Wildcats have re-emerged on the national scene: Nick Richards and Immanuel Quickley. They're playing at an All-SEC-caliber level beginning with the Louisville win.

Player	Stats Breakdown (per game, excluding FG%)
Richards' first 10	12.9 points, 7.6 rebounds, 2.4 blocks, 68.4 FG%
Richards' last 8	17.6 points, 9.8 rebounds, 2.9 blocks, 66.2 FG%
Richards on the road	18.5 points, 9.3 rebounds, 2.5 blocks, 74.3 FG%
Quickley's first 10	11.3 points, 3.6 rebounds, 1.8 assists, 1.1 3-pointers
Quickley's last 8	17.6 points, 5.3 rebounds, 1.8 assists, 2.8 3-pointers
Quickley on the road	17.3 points, 6.8 rebounds, 1.8 assists, 2.5 3-pointers

## Confident Richards Writing His 'Own (Dominant) Story'

Every player is on their own timetable, John Calipari has repeated throughout his time at Kentucky. For some that means breaking through after their freshman season. For others it may mean two, three or four years of development. Maybe no player is a better example of that than Nick Richards.

The junior forward is not only enjoying the most productive season of his career, he's producing one of college basketball's best stories of the season. After averaging 4.5 points, 3.9 rebounds and 1.1 blocks over 13.4 minutes a game in the first two seasons of his career, he has emerged as a leading candidate for Southeastern Conference Player of the Year and All-America honors.

Richards leads the team in scoring (14.3 per game), rebounding (8.1 per game), blocks (2.5 per game) and double-doubles (eight) while shooting a conference-high .675 percentage. That mark is also good for sixth in the nation, through games on Jan. 25.

The centerpiece of a frontline that entered the season with questions about its depth and talent after losing PJ Washington and Reid Travis to the pros, Richards has squashed any and all concerns about his ability to produce.

"How many guys have 7-footers that can do what that kid does?" John Calipari said after the Texas Tech game. "Not many."



## 2019-20 Lead-Deficit Comparison

Opponent	Biggest Lead	Biggest Deficit	Biggest Run	Changes	Ties	Led	Trailed	Result
GC (Exh)	29 (2nd)	N/A	12-0	0	0	38:27	0:00	W, 80-53
KSU (Exh)	33 (2nd)	N/A	10-0	0	1	37:33	0:00	W, 83-51
vs. Michigan St.	13 (2nd)	2 (1st)	9-0	3	4	36:55	0:38	W, 69-62
EKU	44 (2nd)	N/A	14-0	0	0	38:49	0:00	W, 91-49
EVANSVILLE	3 (1st)	8 (1st)	7-0	7	5	5:44	29:34	L, 67-64
UTAH VALLEY	16 (2nd)	2 (1st)	7-0	5	5	34:36	1:23	W, 82-74
MOUNT ST. MARY'S	25 (2nd)	3 (1st)	10-0	4	1	37:51	1:58	W, 82-62
LAMAR	27 (2nd)	N/A	20-0	0	1	38:32	0:00	W, 81-56
UAB	20 (2nd)	3 (1st)	9-0	2	1	35:44	2:21	W, 69-58
FDU	34 (2nd)	2 (1st)	17-0	1	2	37:44	1:01	W, 83-52
GEORGIA TECH	16 (2nd)	5 (1st)	10-0	4	3	31:03	6:56	W, 67-53
vs. Utah	2 (1st)	17 (2nd)	8-0	1	2	0:08	37:42	L, 69-66
vs. Ohio State	4 (1st)	8 (2nd)	5-0	4	5	3:29	33:23	L, 71-65
LOUISVILLE	12 (2nd)	4 (1st)	8-0	13	10	28:38	10:43	W, 78-70
MISSOURI	16 (2nd)	8 (1st)	12-0	1	0	28:14	11:02	W, 71-59
at Georgia	11 (2nd)	9 (1st)	10-0	7	5	13:35	22:49	W, 78-69
ALABAMA	15 (2nd)	2 (1st)	8-0	2	2	37:34	0:20	W, 76-67
at S. Carolina	14 (1st)	6 (2nd)	8-0	1	2	35:12	3:41	L, 81-78
at Arkansas	12 (2nd)	4 (1st)	15-0	4	4	31:24	5:28	W, 73-66
GEORGIA	16 (2nd)	1 (1st)	8-0	2	0	39:08	0:24	W, 89-79
at Texas Tech	10 (2nd)	4 (1st)	7-0	8	8	32:52	4:37	W, 78-76 <sup>OT</sup>
VANDERBILT								
at Auburn								
MISSISSIPPI ST.								
at Tennessee								
at Vanderbilt								
OLE MISS								
at LSU								
FLORIDA								
at Texas A&M								
AUBURN								
TENNESSEE								
at Florida								
<b>BIGGEST/MOST</b>	<b>44</b>	<b>8</b>	<b>20-0</b>	<b>13</b>	<b>10</b>	<b>39:08</b>	<b>37:42</b>	
<b>TOTALS</b>						<b>547:12</b>	<b>174:00</b>	

Case in point: Richards is one of just two players in the country averaging at least 14.0 points per game, at least 8.0 rebounds and at least 2.0 blocks while shooting at least 65.0% from the floor.

In a program headlined by one-and-done success stories, Richards stuck to his own timetable. He didn't start playing basketball until midway through his teenage years, so not only was he behind the traditional development curve, he also lacked the demonstrated performance of his peers. Now that he's built his own confidence, he is playing like one of the best players in the country -- and was awarded as such this week, winning his second national player of the week award and his second SEC Player of the Week honor.

"Everybody has their own story," Richards said after the Texas Tech game. "Just because I go to a school that's known for one-and-done doesn't mean I have to be one-and-done. It took me time to develop over the past three years. I've had the best time of my life. Meeting incredible people, having the best coaching staff in the world training me to be the player I am right now and to be a better player for times to come."

Richards played well early in the season, but his recent meteoric rise began vs. Louisville and has continued into the conference season. Despite impressive early numbers, Richards had yet to fully break through vs. consistent, upper-level competition. Against Louisville's front line, one of the best in the country, Richards delivered. The 6-foot-11 big man from Jamaica secured a double-double with 13 points and 10 rebounds, but it was how he did it that impressed the most.

Playing the final 8:53 of regulation and all five minutes of overtime with four fouls, Richards took two momentum-changing charges and scored seven straight points in overtime with the game on the line. With Louisville leading 68-65 with 2:21 to go in overtime, Richards snared an offensive rebound (one of six in the game) and converted the traditional three-point play to even the score once again. His free throws with 27 seconds remaining gave the Wildcats a 72-70 lead they would not relinquish. Richards also drew a game-high 11 fouls to get Kentucky to the free-throw line, a key difference in the outcome. His defense was a difference maker.

The double-double for Richards was his first against a ranked opponent in his three seasons. In 20 games prior against ranked foes, Richards averaged 3.8 points and 3.9 rebounds per game. He had never recorded double-digit scoring or rebounding numbers against a ranked opponent. Now he's done it in two straight after a monster 25-point, 14-rebound, four-block game at Texas Tech.

In the game in Lubbock, Texas, Richards became just the second Wildcat in the Calipari era to post at least 25 points, 14 rebounds and four blocks in a game. National Player of the Year Anthony Davis did it in 2012.

Richards was dominant from start to finish vs. the Red Raiders. After setting the tone early in the game with a thunderous block and a handful of intimidating swats, he took over in overtime with seven points, including the game-winning free throws with 10 seconds left and nearly 15,000 hostile fans screaming at him to miss.

Over the last eight games, Richards is averaging a team-high-tying 17.6 points, 9.8 rebounds and 2.9 blocks with four double-doubles. In SEC play, Richards is tallying a team-high 17.2 points, 9.0 rebounds and 3.0 blocks per game.

As Richards goes, so does UK. Kentucky 14-1 this season when he scores in double figures, 8-0 when he grabs double-digit rebounds and 6-1 when he blocks at least four shots.

### And the Award Goes to ... Kentucky!

Nick Richards was named the NCAA March Madness National Player of the Week and the Southeastern Conference Co-Player of the Week on Monday.

It's the second time Richards has won a national player of the week honor and the second time he's earned the conference player of the week award. Following his performance vs. Louisville on Dec. 28, he won both U.S. Basketball Writers Association and SEC honors.

The Wildcats have won four national honors this season. In addition to Richards' two, Tyrese Maxey took home both NCAA March Madness National Player of the Week and USBWA Wayman Tisdale National Freshman of the Week honors following the Louisville game.

Kentucky has dominated the weekly Southeastern Conference awards under John Calipari. UK has won more SEC honors (106) than any school during the Calipari era, including 83 SEC Freshman of the Week honors and 23 SEC Player of the Week awards.

This season, Tyrese Maxey is a three-time winner of the SEC Freshman of the Week award (Nov. 11, Dec. 30, Jan. 13). Nick Richards is a two-time SEC Player of the Week winner (Dec. 30, Jan. 27) and Immanuel Quickley has one SEC Player of the Week honor (Jan. 13).

### Quickley Emerging as Go-To Option

John Calipari called Immanuel Quickley the most improved player on the 2018-19 team, but his development from last season to this one might be even more impressive.



# NOTES

Quickley, now a sophomore, has scored in double figures in 14 of the 18 games he's played. Overall, he's averaging 14.0 points per game and proven to be Kentucky's best perimeter shooter. He's made a team-high 34 3-pointers -- including making a 3 in 17 of 18 games he's played -- and shooting a team-high 40.5% from behind the arc after a slow start.

Emerging as one of the Wildcats' go-to threats down the stretch, Quickley has hit a number of big shots late in games, including a step-back jumper at South Carolina to tie the game -- two of seven straight points he scored in the final minute -- key 3-pointers in second-half rallies vs. Louisville, at Georgia, vs. Alabama and at Arkansas, and clutch free throws to close out games vs. Louisville, Alabama and Texas Tech.

Quickley's torrid shooting streak finally cooled off in the game at Arkansas, but he is still averaging a team-high 17.6 points per game to go along with 5.3 rebounds and 22 3-pointers over the last eight games.

"The kid lives in the gym," Calipari said. "He's kind of like Tyler (Herro). He's like Shai (Gilgeous-Alexander), those guys. He's just like them."

After Tyler Herro set a new school record at the free-throw line last season, Quickley is threatening to make it a short-lived mark. Quickley is currently making 90.9% at the line, just behind Herro's 93.5%. He's ranked first in the Southeastern Conference (through games on Jan. 25) and sixth in the nation. He had a stretch of 24 consecutive makes.

Quickley really emerged in the rivalry game vs. Louisville. After scoring 16 points in three previous games for his career high, Quickley set a new mark with 18 points in the win over No. 3/4 Louisville. Quickley made two key 3-pointers and was 8 of 8 from the free-throw line, including two in the final seconds of overtime to seal the outcome.

The Maryland native earned the opportunity for a career game offensively because of a stellar day defensively. Calipari told his team that whoever could guard Louisville's leading scorer, Jordan Nwora, would get significant playing time. Quickley answered the call and took on the majority of the assignment. Nwora, who came into the game averaging 21.2 points per contest, was held to just eight points on 2-of-10 shooting. He currently ranks as "excellent" in Synergy Sport's defensive rankings and among the best guards in the country.

Quickley is on a career-best eight-game double-figure scoring streak, including a career-high 23 points vs. Missouri that included a 4-of-4 day from behind the 3-point line. He's scored 20 or more points three times during the stretch and made three or more 3-pointers four times, including a career-high five vs. Alabama.

## Hagans One of the Best Point Guards in the Country

Ashton Hagans certainly has the confidence of his head coach in year two as Kentucky's starting point guard.

"We could say there are better point guards in the country, but you got to tell me who you're talking about," John Calipari said.

With the way Hagans is playing, there are few rebuttals.

Hagans has been the consummate point guard in his sophomore season, doing a little bit of everything to affect the game. He is averaging 13.2 points, 7.3 assists, 4.3 rebounds and 2.2 steals per game while grabbing the leadership reins of a talented but once again young team. He's one of only two players in the nation averaging at least 13.0 points, 7.0 assists, 4.0 rebounds and 2.0 steals.

The Cartersville, Georgia, native has boasted double-figure scoring in 14 of 19 games, including a career-high 26-point performance in the win over Utah Valley. He's dished out three or more assists in every game and has five or more in 17 of the 19, including a career-high-tying 12 vs. UAB. His streak of 10 games with six or more assists was snapped with five dimes at Georgia. It was the best run by a Wildcat under John Calipari and the best run since Roger Harden dished six or more in 12 straight from Jan. 11 to Feb. 15, 1986.

For the season, Hagans is averaging 7.3 assists per game, ranked sixth in the country, tops in the league (through games on Jan. 25) and ahead of Tyler Ulis' 2015-16 school-record pace (7.0 per game). With 138 assists and 62 turnovers, Hagans' 2.2 assist-to-turnover ratio is third in the conference (through games on Jan. 25).

Hagans has flirted with a triple-double on a number of occasions this season, the latest of which was a 15-point, nine-assist, nine-rebound game vs. Alabama. Underscoring his coach's ability in him, Hagans posted that line and Calipari wasn't satisfied.

"That's how much I think of (him)," Calipari said. "You're a triple-double, and I'm saying you're better."

The reigning Southeastern Conference Defensive Player of the Year remains UK's best on-ball defender with a team-high 42 steals, and even those numbers don't really do him justice. His ability to disrupt opposing teams' offense was on full display in road wins at Georgia and Texas Tech.

Hagans posted three steals vs. the Red Raiders, but it was the plays that didn't show up as steals that helped preserve the win. Down the stretch, he forced three key turnovers, including knocking the ball off a defender's foot on the sideline, running the length of the floor to tip away what would have been a transition alley-oop dunk, and swatting away the potential game-tying shot in the closing seconds of overtime.

It is plays like those that have put Hagans on the midseason watch list for the Naismith National Defensive Player of the Year award for a second season in a row and a big reason why the Wildcats are plus-202 this season with him on the floor, a team high.

"He's the most indispensable player on this team," ESPN analyst Jay Bilas recently said. "Without Ashton Hagans, a lot of fight goes out of this Kentucky team."

Said national writer Jeff Goodman: "Lots of great defensive players out there, but I'll take Ashton Hagans over all of them."

Hagans has done all this while fighting through a pair of nagging injuries this season. He battled lower leg pain for the first handful of games to start the season and played through a left ankle sprain early in the SEC season.

## Maxey at his Best Against the Best

Expectations for Tyrese Maxey escalated after he shot the roof off Madison Square Garden in his college debut in early November.

After scoring 26 points in front of a national audience vs. the No. 1 team in the country at the time, Michigan State, many expected him to do that on a nightly basis. It was a high bar for a freshman who would have to endure the same ups and downs just about every freshman has to that puts on a Kentucky uniform.

Now 19 games into the season, what everyone has found out is that Maxey still has that potential. It just tends to come out when the stakes are at their highest.

Highlighted by a career-high 27-point performance in the victory over No. 3/4 Louisville, Maxey is averaging 18.8 points and 5.3 rebounds while shooting 46.9% from the field, 42.1% from 3-point range and 84.0% from the free-throw line in UK's four games vs. ranked foes.

Maxey's 26 points in the 1-2 matchup vs. Michigan State topped Terrence Jones' 25 points against East Tennessee State in 2010 for the most points by a freshman in their debut as a Wildcat. In that game, Maxey's first points didn't come until just after the midway point of the first half, but he scored seven straight points to help Kentucky earn an 11-point halftime lead. From the 10:03 mark of the second half until a pair of Ashton Hagans' free throws with 37 seconds to play, Maxey scored or assisted on 14 straight UK points to hold off the Michigan State rally.

There was no bigger shot that night though than his final 3-pointer with a minute to play. Michigan State had cut the lead to just two and momentum seemed to be swinging to the veteran-laden Spartans. In front of two former UK stars, John Wall and Jones, as well as NBA champion Kevin Durant, Maxey took 6-foot-6 Aaron Henry off the dribble and launched a shot four feet behind the 3-point line. With one swish of the net, Maxey etched his name into Kentucky record books and introduced himself to the nation.

Against Louisville, he made a career-high nine field goals (on 14 shots), sunk a career-best four 3-pointers and tied a career high with seven rebounds. His 27 points are the most by a UK freshman vs. Louisville and the most by a Wildcat in the rivalry since Jodie Meeks score 28 on Jan. 4, 2009.

## Measurables

### Wing Span

1. Nick Richards - 7'5"
2. Dontaie Allen - 7'2.50"
3. Nate Sestina - 7'2"
- T4. Keion Brooks Jr. - 7'1"
- T4. Johnny Juzang - 7'1"

### Maximum Vertical

1. Kahlil Whitney - 42"
- T2. Keion Brooks Jr. - 37"
- T2. Immanuel Quickley - 37"
- T4. Nick Richards - 36.50"
- T4. Ashton Hagans - 36.50"

### Hand Width

- T1. Kahlil Whitney - 11.5"
- T1. Dontaie Allen - 11.5"
3. Nate Sestina - 11"
- T4. Nick Richards - 10.5"
- T4. Keion Brooks Jr. - 10.5"

### 3/4-Court Sprint

1. Ashton Hagans - 3.11 secs.
- T2. Tyrese Maxey - 3.21 secs.
- T2. Immanuel Quickley - 3.21 secs.
4. Kahlil Whitney - 3.25 secs.
5. Brennan Canada - 3.31 secs.

### Body Fat

1. Kahlil Whitney - 5.60%
2. Immanuel Quickley - 6.51%
3. Ashton Hagans - 7.00%
4. Tyrese Maxey - 7.21%
5. Nate Sestina - 7.31%

### 185-Pound Bench Press

1. Nick Richards - 18 reps
2. EJ Montgomery - 9 reps
3. Johnny Juzang - 8 reps
- T4. Whitney, Hagans, Welch - 6 reps

## Miscellaneous Stats

### Charges Drawn

- Nick Richards - 7
- Keion Brooks Jr. - 1
- Tyrese Maxey - 1
- Immanuel Quickley - 1
- Nate Sestina - 1

### First Sub

- Keion Brooks Jr. - 8
- Nate Sestina - 6
- Kahlil Whitney - 5
- Tyrese Maxey - 2
- Immanuel Quickley - 2
- Johnny Juzang - 1
- EJ Montgomery - 1
- Nick Richards - 1

### 5-Second Violations

- Forced by Kentucky - 2
- Forced by Opponent - 0

### 10-Second Violations

- Forced by Kentucky - 0
- Forced by Opponent - 1

### Shot-Clock Violations

- Forced by Kentucky - 13
- Forced by Opponent - 8

### Tip-offs (including OT)

- Won by Kentucky - 13
- Won by Opponent - 8

### 3-Point Plays

- Nick Richards - 10
- Tyrese Maxey - 6
- Ashton Hagans - 5
- Immanuel Quickley - 4
- Nate Sestina - 4
- Keion Brooks Jr. - 1
- EJ Montgomery - 1

### 4-Point Plays





Highlighted by three 20-point performances, Maxey -- a three-time Southeastern Conference Freshman of the Week selection -- is averaging 13.0 points per game. He's scored in double figures in 12 games with 20 3-pointers. He flirted with a triple-double in his first true road test at Georgia on Jan. 7. Maxey had 17 points, seven rebounds, a career-high eight assists, a career-high four blocks and a steal in 39 minutes against the Bulldogs.

The importance of Maxey on the court was evident in the loss at South Carolina. Maxey suffered a leg contusion that limited him to 15 minutes in the second half. With Kentucky leading by 13 with 11:39 to play, Maxey exited with his injury. When he returned to the floor with 7:46 to play, the lead was just three for the Wildcats. He also sparked the decisive 15-0 second-half run at Arkansas with five straight points.

Maxey's defense has made huge strides, including holding Georgia Tech's leading scorer Michael Devoe, who entered the game averaging 21.4 points per game, to just five points. Maxey's defense was so good that ESPN analyst Jay Bilas called Maxey the player of the game despite going 0 for 9 from the floor.

## Sestina Nearing 1,000 Career Points

Kentucky's most veteran player, Nate Sestina, is nearing a career milestone. Sestina needs 17 more points to reach 1,000 collegiate points for his career split between Bucknell and UK.

Sestina, considered one of UK's team leaders for his floor presence and energy, is averaging 6.7 points and 5.0 rebounds per game. His career-high five 3-pointers against No. 5 Ohio State appeared to help spearhead a resurgence from long range for the Cats, who have drained six or more in five of the last nine games beginning with the Ohio State contest.

## Sestina a Candidate for Senior CLASS Award

Nate Sestina is one of 30 candidates for the Senior CLASS Award. Honoring student-athletes who excel both on and off the court, the candidates must be classified as an NCAA Division I senior and have notable achievements in four areas of excellence in community, classroom, character and competition to be eligible for the award.

An acronym for Celebrating Loyalty and Achievement for Staying in School, the Senior CLASS Award focuses on the total student-athlete and encourages students to use their platform in athletics to make a positive impact as leaders in their communities.

Ten finalists will be named in February and placed on the official ballot for a nationwide vote from fans, coaches and media. The winner will be announced during the 2020 NCAA Men's Final Four in Atlanta in April.

Sestina graduated from Bucknell University in May with a degree in geography before transferring to Kentucky as a graduate student this summer. He is enrolled in UK's master's program in health promotion with an emphasis in sport leadership. While at Bucknell, he was a 2019 Patriot League Academic Honor Roll member during his senior season as well as being a part of the dean's list.

Throughout his collegiate career, Sestina has been a mainstay in the community. In just a few short months at Kentucky, he's already participated in serving the Salvation Army, packing

lunches, distributing to a local school and playing backyard games with a local elementary school as a part of God's Pantry.

He also participated in a similar project while at Bucknell. One of his favorite community service projects while at Bucknell involved coordinating and executing a local marathon with other student-athletes. Sestina is also active at home while he is visiting family during his breaks from college. He can often be found offering motivational speeches to the football and basketball teams at his former high school. He pops in and reads to the elementary school students. Sestina also volunteers at his church, where he packs and organizes donations and distributes the items to families. During the holiday season, he joins his family in singing carols and helping decorate at The Manor, a local assisted living facility.

A native of Emporium, Pennsylvania, Sestina was the first athlete from his hometown to earn an athletic scholarship to a Division I program since the 1970s.

Sestina's freshman season ended prematurely due to a shoulder injury just as he was working his way into the lineup. He chipped away at playing time and eventually carved a starting role during his senior season.

He was an All-Patriot League Second Team and PL All-Tournament Team selection his senior season despite not starting a single game prior to his final season at Bucknell. Adding to his successful senior campaign, he was a National Association of Basketball Coaches All-District Team selection. He ranked second on the team and sixth in the Patriot League in scoring at 15.8 points per game. He paced the Bison and ranked second in the league in rebounding at 8.5 boards per outing. He shot 53.6% from the field, 38.0% from 3-point range and 80.8% from the free-throw line. He's scored in double figures more than 40 times in his career and has 10-plus games with a double-double.

This season, Sestina is averaging 6.7 points and 5.0 rebounds per game for the Wildcats. He's connecting on 44.9% of his field goals, as well as career highs from both 3-point range (40.5%) and the charity stripe (81.5%).

## S-E-C! S-E-C! S-E-C!

Kentucky is the Southeastern Conference's gold standard. Since the SEC's inception in 1932-33, the Wildcats are the most dominant team in the league, recording a 1,002-282 mark (.780) in regular-season conference play. Only one other team has won more than 750 regular-season SEC games (Alabama), and no other team owns a better winning percentage.

- Kentucky has averaged 11.6 wins and only 3.3 losses per season in 86 seasons in the SEC
- UK has won 48 SEC titles and 31 SEC Tournament championships
- The Wildcats have won 16 of the last 28 SEC Tournament titles
- Kentucky has captured at least a share of five of the last 10 SEC regular-season championships under head coach John Calipari
- UK has played in the championship game of the SEC Tournament in eight of Calipari's 10 seasons, winning the tournament six times
- Kentucky won its 1,000th game in SEC regular-season action vs. Alabama on Jan. 11. Kansas has won 1,000 conference games when combining its records in the Big 6, Big 7,

## UK's Record vs. AP Ranked Opponents and as an AP Ranked Opponent Under Cal

Kentucky (RK)	Opponent Rank																									RV	NR	TOTAL	
	1	2	3	4	5	6	7	8	9	10	11	12	13	14	15	16	17	18	19	20	21	22	23	24	25				
1	-	0-1	0-1	1-0	2-0	2-0	-	2-0	1-0	-	0-1	-	-	-	-	2-0	1-0	1-0	-	1-0	3-0	1-0	-	-	-	6-2	46-3	69-8	
2	1-0	-	-	0-1	1-0	0-1	-	-	-	-	-	1-0	1-0	-	1-0	-	1-0	-	0-1	-	-	-	-	-	-	4-0	24-0	34-3	
3	-	-	-	1-0	-	-	-	-	0-1	-	-	1-0	-	-	-	-	-	-	-	0-1	-	-	-	-	-	1-0	17-0	20-2	
4	-	0-1	-	-	-	-	0-1	0-1	-	-	-	-	-	1-0	-	-	-	-	-	-	-	-	-	-	1-0	2-0	9-2	13-5	
5	1-0	-	-	-	-	0-1	-	-	-	1-0	-	-	-	-	-	-	-	-	0-1	-	-	-	-	1-0	-	1-0	9-0	13-2	
6	-	-	-	-	0-1	-	1-0	1-0	-	0-1	-	-	-	-	-	-	-	-	1-0	-	-	-	-	-	-	1-0	8-1	12-3	
7	-	-	-	0-1	-	-	-	-	-	-	1-0	-	-	0-1	-	-	-	-	1-0	-	-	-	-	-	-	-	5-1	7-3	
8	-	-	-	-	-	-	-	-	1-0	-	-	-	1-0	-	-	-	-	-	-	-	-	1-0	-	0-1	-	2-3	13-0	18-4	
9	-	-	-	-	-	-	-	-	-	-	-	-	-	-	-	-	-	-	-	-	-	-	-	-	-	-	7-2	7-2	
10	-	-	-	-	-	-	-	-	-	-	-	-	-	0-1	-	-	-	-	-	-	-	-	-	-	-	1-3	10-2	11-6	
11	1-0	-	-	-	-	-	1-0	-	0-1	-	-	-	1-0	-	-	-	-	0-1	-	-	-	2-0	-	-	-	-	6-1	11-3	
12	-	-	-	-	-	-	-	-	-	-	-	-	-	1-0	-	1-0	-	-	-	-	-	-	-	-	-	1-0	2-1	5-1	
13	-	-	-	-	-	-	-	-	-	-	-	-	-	-	-	-	-	-	-	-	-	-	-	-	-	-	6-2	6-2	
14	-	-	0-1	-	-	-	-	-	-	-	-	-	-	-	-	-	-	-	-	-	-	-	-	-	-	1-1	9-1	10-3	
15	-	-	-	-	-	-	-	-	-	-	-	1-0	-	-	-	-	-	1-0	-	-	-	-	-	-	-	1-0	4-0	7-0	
16	-	-	-	-	-	-	-	-	-	-	-	-	-	-	-	-	1-0	-	-	-	-	-	-	-	-	2-0	4-1	7-1	
17	-	-	-	-	-	-	-	-	-	-	-	-	-	-	-	-	-	-	-	-	-	-	1-1	-	-	-	4-2	5-3	
18	-	-	-	-	-	-	-	-	-	-	-	-	-	-	-	-	-	-	-	-	-	0-1	-	-	-	3-2	6-2	9-4	
19	-	-	1-0	1-0	-	-	-	-	1-0	-	-	-	-	-	-	-	-	-	-	-	-	-	-	-	-	-	2-0	5-0	
20	-	-	-	0-1	-	-	-	-	-	-	-	-	-	-	-	-	-	-	-	-	1-0	-	-	-	-	-	3-1	4-2	
21	-	-	-	-	-	-	-	-	-	-	-	-	-	-	-	-	-	-	-	-	-	-	-	-	-	1-0	2-1	3-1	
22	-	-	-	-	-	-	-	-	-	-	-	-	1-0	-	-	-	-	-	-	-	-	-	-	-	-	1-0	5-1	7-1	
23	-	-	-	-	-	-	-	-	-	-	-	-	-	-	-	-	-	-	-	-	-	-	-	-	-	0-1	3-0	3-1	
24	-	-	-	-	-	-	-	-	-	-	-	-	-	-	0-1	-	-	-	-	-	-	-	-	-	-	-	0-1	0-2	
25	0-1	-	-	-	-	-	0-1	-	-	-	-	-	-	-	-	-	-	-	-	-	-	-	-	-	-	-	1-1	1-3	
RV	0-1	1-0	-	-	1-0	-	2-0	-	-	0-1	-	1-0	1-0	-	-	-	-	0-1	-	-	-	-	-	-	-	-	-	6-3	
NR	-	-	-	0-1	-	-	-	-	-	-	1-0	-	-	-	-	1-0	-	-	-	-	-	-	-	-	-	-	-	2-1	
TOTAL	3-2	1-2	1-2	3-4	4-1	2-2	4-2	3-1	3-2	1-2	2-1	4-0	5-0	2-2	1-1	4-0	3-0	2-2	2-2	1-1	4-0	4-0	1-2	1-1	1-0	Total	295-69		
																									Total	62-32			



# NOTES

## Points Per Possession

Game	Off. PPP	Def. PPP
vs. Michigan State	0.96	0.86
EASTERN KENTUCKY	1.07	0.58
EVANSVILLE	0.91	0.96
UTAH VALLEY	1.12	1.01
MOUNT ST. MARY'S	1.17	0.89
LAMAR	1.21	0.84
UAB	1.08	0.91
FAIRLEIGH DICKINSON	1.24	0.78
GEORGIA TECH	1.00	0.79
vs. Utah	0.99	1.03
vs. Ohio State	0.98	1.08
LOUISVILLE	1.11	1.00
MISSOURI	1.08	0.89
at Georgia	1.07	0.95
ALABAMA	1.03	0.91
at South Carolina	1.03	1.07
at Arkansas	1.00	0.90
GEORGIA	1.22	1.08
at Texas Tech	0.99	0.96
VANDERBILT		
at Auburn		
MISSISSIPPI STATE		
at Tennessee		
at Vanderbilt		
OLE MISS		
at LSU		
FLORIDA		
at Texas A&M		
AUBURN		
TENNESSEE		
at Florida		

## Overall

UK offensive high - 1.24 vs. FAIRLEIGH DICKINSON  
UK offensive low - 0.91 vs. EVANSVILLE  
Kentucky SEC offensive high - 1.22 vs. GEORGIA  
Kentucky SEC offensive low - 1.00, at Arkansas  
Kentucky postseason high -  
Kentucky postseason low -  
  
Opponent offensive high - 1.08, last GEORGIA  
Opponent offensive low - 0.58, EASTERN KENTUCKY  
Opponent SEC offensive high - 1.08, GEORGIA  
Opponent SEC offensive low - 0.89, MISSOURI  
Opponent postseason high -  
Opponent postseason low -

## Clutch Free Throws

Free throws during a two-possession game (six points or less) at any point with 3:00 to play or overtime:		
Player	FTs	Pct.
Immanuel Quickley	17-17	1.000
Johnny Juzang	2-2	1.000
Nate Sestina	2-3	.667
Ashton Hagans	17-20	.850
Nick Richards	13-17	.765
Keion Brooks Jr.	4-6	.667
Tyrese Maxey	2-3	.667
Kahlil Whitney	0-1	.000
<b>Kentucky</b>	<b>57-69</b>	<b>.826</b>

Big 8 and Big 12, but no team in the country has won 1,000 or more regular-season league games in one conference alone

- Seven teams made the 2019 NCAA Tournament field, tied for the second most of any league in the country
- The SEC had two teams in the Elite Eight, one in the Final Four and went 12-7 in NCAA Tournament games in 2019
- As of the Jan. 27 rankings, three SEC teams are ranked in the Associated Press Top 25. In addition to UK, Auburn is ranked No. 17 and LSU is No. 22. Florida and Arkansas sit just outside the top 25 and received votes
- Eleven SEC schools ranked in the top 100 of the NCAA's Net Evaluation Tool rankings through games on Jan. 26
- The SEC has held its own in the annual Big 12/SEC Challenge. The conferences are 20-20 over the last four seasons in the yearly January showdown

## Kentucky Picked to Win 49th SEC Title

Eleventh-year head coach John Calipari has often described Kentucky as the hunted within the ranks of the Southeastern Conference. With more regular-season and tournament titles than the entire league combined, it's not a far-fetched mantra. If the 2019-20 preseason media poll conducted by the league's media proves true, Kentucky will once again be the pursued.

UK was voted to win their sixth regular-season title under Calipari by the league's media members. Should Kentucky achieve the feat, it would mark the program's 49th overall regular-season title.

It's the 15th time since the 1998-99 season the Wildcats are the overall preseason favorite. Calipari has directed his teams to regular-season SEC crowns in 2010, 2012, 2015, 2016 and 2017. Kentucky has claimed the SEC Tournament title six times under his direction in 2010, 2011, 2015, 2016, 2017 and 2018.

Each school selected media members that cover their team and additional media from across the nation were selected by the conference office to comprise the voting panel. Points were compiled on a 14-13-12-11-10-9-8-7-6-5-4-3-2-1 basis. Each media member also voted for two All-SEC teams.

## Kentucky Trio Preseason All-SEC

In a league as talented as it's ever been, sophomores Ashton Hagans and EJ Montgomery and freshman Tyrese Maxey were tabbed preseason All-Southeastern Conference picks by both the league's media and its coaches.

Hagans was a first-team pick while Maxey and Montgomery were tabbed to the second team. Hagans also received at least one vote for the preseason pick for SEC Player of the Year.

UK has featured at least one player on one of the two end-of-the-season All-SEC teams (media or coaches) since 2006-07.

## Kentucky's Schedule Packs a Punch

Kentucky's schedule is always among the toughest in the country and this season will certainly be no different.

UK's nonconference slate alone saw the Wildcats defeat Michigan State in the State Farm Champions Classic in New York, endure a tough trip to Las Vegas against Utah and Ohio State, included the annual rivalry vs. Louisville in Rupp Arena, and took the Wildcats to Texas Tech.

Seven of UK's 13 nonconference opponents this season made a postseason tournament in 2019, five of which made the NCAA Tournament. Michigan State (1), Louisville (3) and Ohio State (5) were all ranked in the top five of the Associated Press Top 25 at the time of the meeting. It's the first time UK has played three AP top-five opponents before January since the 1979-80 season. The Wildcats went 2-1 vs. those three opponents.

That nonconference schedule has given way to one of the toughest league schedules in the country. UK will play its permanent home-and-away opponents of Florida, Tennessee and Vanderbilt twice, plus host and visit both Auburn and Georgia. The SEC's 15 NCAA Tournament selections over the last two years are second most in the nation.

The nonconference and league schedule combined reveals that 15 of the 26 opponents UK will face played in the postseason in 2018-19, including 11 in the NCAA Tournament, five in the Sweet 16 and three in the Final Four.

Four Kentucky opponents are ranked in the Associated Press Top 25 on Jan. 27, including two nonconference opponents in Louisville (6) and Michigan State (14). Texas Tech and Ohio State are receiving

votes.

SEC members Auburn (17) and LSU (22) are also ranked among the AP Top 25 and Florida and Arkansas are receiving votes.

## Cats Deliver the Knockout Punch

Kentucky is 275-7 (.975) in the John Calipari era when leading by at least 10 points at any time in the contest.

Ironically, two of the last three instances UK has let a double-digit slip away came on the road at South Carolina. The Wildcats led by as many as 14 in Columbia, South Carolina, on Jan. 15, but the Gamecocks rallied behind a buzzer-beating 3-pointer for the 81-78 win. It was the first time UK let a double-digit lead slip away since Auburn rallied for an overtime win in the 2019 Elite Eight. Prior to that, UK's last loss was another 14-point advantage at South Carolina during the 2017-18 season.

Six of the seven losses are to conference opponents.

Perhaps most impressive of all is that 71.4% of games Calipari has coached in at Kentucky have produced 10-point leads at some point during the game for UK. The Wildcats have led by 10 points or more in a whopping 85.9% of Calipari's 320 career wins at Kentucky.

## Taking Advantage of Free Points

One of Kentucky's strengths is its success at the free-throw line. UK is earning 24.4% of its points at the free-throw line, has a free-throw rate of 42.2% and is connecting at 77.1%. All are among the national leaders.

Kentucky's free-throw distribution percentage and free-throw rate are both ranked ninth, according to KenPom.com (through games on Jan. 25). After spending much of the early stages of the season in the top 10, the Wildcats' make percentage is 14th in the nation. Five players are making 73.6% or better (with a minimum of 10 attempts), led by Immanuel Quickley's 90.9% (70 of 77).

Kentucky's strong performance at the line isn't relegated to its success rate of makes, but also the frequency in which the Wildcats are getting to the line and the number of makes per game. UK is traveling to the line an average of 23.9 times a game. The Wildcats are making an average of 18.5. The opposition is averaging 11.8 makes on an average of 17.8 trips a game.

As a matter of fact, UK has made more free throws (351) than its opponents have taken (338). Kentucky's plus-6.6 points per game at the line ranks sixth in the country as of Jan. 25. Utah currently leads the country with a plus-7.5 differential. UK is sixth in the country in points per possession off of free throws at 0.095. Maryland leads that category with 0.109 points per possession coming from the stripe.

John Calipari's best free-throw shooting team at Kentucky shot 72.6% in 2014-15. The 2013-14 squad averaged the most trips (28.7) and makes (19.5) per game under Calipari's tutelage. There's still a long way to go in the season, but UK's current free-throw percentage of .771 would be just shy of the school record of 77.6% by the 1978-79 team.

UK has made its free throws when they matter the most. The Wildcats are 57 of 69 (82.6%) at the line when it's a two-possession game (six points or less) or less at any point with three minutes to play (including overtime).

## Cats Don't Count on the Long Ball

New rules this season that moved the 3-point line to the international basketball distance of 22 feet, 1.75 inches shouldn't be concerning for the Wildcats. For one, with this guard- and wing-oriented team, the 2019-20 team has capable shooters.

Kentucky got off to an extremely slow start from 3 with the Wildcats shooting less than 30% from behind the arc for most of the November and December schedule. Throughout the struggles, John Calipari maintained that this team can shoot.

"I believe we've got good shooters," Calipari said after a 2-for-17 performance vs. Utah.

It appears as if his unwavering faith is coming true. After averaging just 4.2 3-pointers an outing and shooting 27.5% from behind the arc in the first 10 games of the season, the Wildcats are averaging 5.7 treys and shooting 38.1% over the last nine games.

Percentage wise, the Wildcats strung together its two best performances against Georgia and Alabama in back-to-back victories. After making 50% (6 of 12 at Georgia), Kentucky made 60% (9 of 15) in the home win vs. Alabama.

Whether the recent trend continues or not, Kentucky has never





relied on the 3-point shot under Calipari. While teams nationally are taking more 3-point shots than ever before, UK has bucked the trend and played to the style that's best suited that particular group.

The highest percentage of 3-point shots taken under Calipari was the 2010-11 Final Four team that lofted 32.4% of its shots from beyond the arc. No surprise, that team that consisted of Brandon Knight and Doron Lamb on the perimeter is also Calipari's top 3-point shooting team at Kentucky.

Calipari likes his teams to take between 20 to 24 3-point attempts per game. UK is averaging 15.1 attempts through its first 19 games with the longer line.

Further underscoring Kentucky's ability to win without shooting a ton of 3-pointers, the Wildcats improved to 9-1 under Calipari when making one or fewer 3-pointers in the home win vs. Georgia.

Year	% of Attempts from 3	3-Point FG%
2009-10:	.313	.331
2010-11:	.324 (highest)	.397 (highest)
2011-12:	.265	.378
2012-13:	.293	.346
2013-14:	.276	.332
2014-15:	.271	.349
2015-16:	.310	.366
2016-17:	.316	.353
2017-18:	.258 (lowest)	.357
2018-19:	.296	.354
2019-20	.267	.324 (lowest)

## Forever Young

With a combined 50 starts, 27.2% of the scoring, 30.5% of the rebounding and four key players (Ashton Hagans, Immanuel Quickley, Nick Richards and EJ Montgomery) back from the 2018-19 Elite Eight team -- plus a graduate transfer in Nate Sestina -- this is one of the most experienced teams of the John Calipari era.

The key words being the Calipari era.

In comparison to the rest of the country, it's still inexperienced. According to Ken Pomeroy's experience rankings, UK is 339th in the country out of 353 teams with an average of 0.98 years of experience (through games on Jan. 25). Only four other Power Five teams check in with less experience in the KenPom.com rankings.

UK began the season with nine newcomers on its roster, so growing pains are expected. Having said all that, it does rank as one of Calipari's most experienced teams at Kentucky, and that's important. Every team but one in the Calipari era has made the NCAA Tournament, but his best teams have combined young talent with a few returning pieces.

The 2009-10 squad with John Wall and DeMarcus Cousins featured veteran Patrick Patterson. The 2010-11 Final Four team had DeAndre Liggins and Josh Harrellson. The 2011-12 national championship team boasted three key returners in Terrence Jones, Doron Lamb and Darius Miller. The 2013-14 national runner-up squad featured Alex Poythress and Willie Cauley-Stein. And the 2014-15 team that nearly ran the table had both Poythress and Cauley-Stein back in addition to Andrew and Aaron Harrison and Dakari Johnson.

## Bounce Back

Kentucky doesn't lose very often during the John Calipari era, but when the Wildcats do, they almost always bounce back and it's extremely rare for the Wildcats to drop more than one in a row. UK is 53-13 under Calipari following a loss (record does not count end-of-season losses) following the win at Arkansas on Saturday.

Kentucky's back-to-back losses to Utah and Ohio State marked just the 13th time the Cats have lost consecutive games during the Calipari era and the most recent since dropping four in a row from Feb. 3-14, 2018. That stretch was the first four-game losing streak under Calipari and the only time Kentucky has lost more than two games in a row under Calipari.

Previously, the last time UK lost four games in a row was in February 2009, when the Wildcats dropped four straight games to end the regular season. It was the first time Calipari had lost four straight since the end of the 2004-05 season at Memphis.

UK has never lost back-to-back home games under Calipari.

## Taking Care of Business

Kentucky's 62-32 record vs. opponents ranked in the Associated Press Top 25 in John Calipari's tenure is impressive, but the Wildcats' ability to beat all-comers can't be overlooked. Under Calipari, UK is 258-43 vs. unranked competition, an .857 winning percentage.

## Defense is the Difference Again

Long. Athletic. Interchangeable parts. Like so many of his past teams, this Kentucky squad is once again stingy defensively.

Through 19 games, opponents are making just 38.9% from the floor, ranked 31st in the country (through games on Jan. 25). Opponents are only scoring 65.2 points per game. And unlike last season when it seemed like every opponent early in the schedule caught fire from outside, the opposition is only making 28.6% from behind the arc.

Included in the early defensive play was a spectacular effort vs. the then-No. 1 team in the country, Michigan State, in which UK held the Spartans to just 62 points, 39.3% shooting and 19.2% from 3. The Wildcats limited Louisville to 35.5%.

Sophomore Ashton Hagans, the 2019 Southeastern Conference Co-Defensive Player of the Year, is once again playing lockdown defense with 2.2 steals per game and is a midseason candidate for the Naismith National Defensive Player of the Year.

Perhaps the biggest development on the defensive side of the ball is Nick Richards' continued emergence as a rim protector. The junior is averaging a career-best 2.5 blocks per game with seven games of four or more rejections, including seven swats vs. Lamar, the most blocks by a Wildcat since Karl-Anthony Towns denied seven shots on Jan. 20, 2015.

Richards and Immanuel Quickley rank among the best defenders in the country according to Synergy Sports' defensive rankings.

## Hold Them to 55 Points, 40%

Defense has always been a recipe for success for the Wildcats under John Calipari. The special ingredient: 55 points. UK is a perfect 77-0 under Calipari when holding the opponent to 55 points or fewer, including 3-0 this season. The Wildcats are 181-7 (96.3%) under Calipari when limiting the opponent to 63 points or less. UK is 8-0 thus far this season in the category. Kentucky's 61-59 loss to Tennessee in 2017-18 snapped a 60-game winning streak when holding the opponent to 63 or less.

Kentucky also fares well when it keeps the competition to 40% or less from the floor. UK is 196-18 (.916) vs. opponents under Calipari when its field-goal percent is 40% or less. The Wildcats are 9-2 this season.

## Sharing is Caring

After John Calipari voiced displeasure with his team's low assist numbers in the first few games -- especially after a six-assist night in the stunning upset to Evansville -- UK responded.

The Wildcats are now sharing the ball at a Calipari-era record rate. UK had dished out at least 15 assists in nine of the last 13 games. The Wildcats' current assist rate (number of baskets that are assisted) is 55.9%, the best mark of the Calipari era.

Of course, it helps to have a distributor like Ashton Hagans running the point. He ranks sixth in the country with 7.3 assists per game, through games on Jan. 21. He's posted five or more assists in all but two games this season and seven or more 13 of the last 15 games.

## Injury Bug

Kentucky's depth has been tested by a number of injuries this season. Ten current Wildcats have dealt with injuries or are still rehabbing old ones, oftentimes limiting UK's depth in games.

- Dontaie Allen (left knee) - return: undetermined | Torn ACL from senior season of high school; participated in strength and conditioning programs over the summer and continues to progress with rehabilitation program, including participating in practices recently
- Ashton Hagans (left ankle) - available | Sprained left ankle against Missouri; also dealt with a lower right leg injury early in the season but has not missed a game
- Ben Jordan (head injury) - available | Sustained a head injury in practice and was unavailable vs. Fairleigh Dickinson
- Johnny Juzang (illness) - available | Missed Missouri and Georgia games with an illness
- Tyrese Maxey (thigh contusion) - available | Sustained a thigh contusion in the second half at South Carolina
- EJ Montgomery (right ankle) - available | Sustained a right ankle sprain in the first half of

## Lineup Comparison

Most Frequent Lineups	Total Minutes	Points For	Points Against	+/-	+/- per 40 min.
Hagans, Quickley, Montgomery, Richards, Maxey	116:47	249	184	+65	+22.26
Hagans, Sestina, Quickley, Richards, Maxey	62:20	119	112	+7	+4.49
Hagans, Quickley, Richards, Maxey, Brooks Jr.	44:15	89	64	+25	+22.60
Hagans, Sestina, Quickley, Montgomery, Maxey	37:24	75	55	+20	+21.39
Hagans, Sestina, Whitney, Richards, Maxey	31:38	50	41	+9	+11.38
Hagans, Whitney, Montgomery, Richards, Maxey	27:05	42	48	-6	-8.86
Hagans, Montgomery, Richards, Maxey, Brooks Jr.	25:47	37	27	+10	+15.51
Hagans, Sestina, Quickley, Maxey, Brooks Jr.	23:33	40	48	-8	-13.59
Hagans, Quickley, Montgomery, Maxey, Brooks Jr.	22:25	52	27	+25	+44.61
Hagans, Sestina, Whitney, Quickley, Richards	20:53	41	40	+1	+1.92



# NOTES

- the Michigan State game; missed the next three games and returned vs. Mount St. Mary's
- Zan Payne (right knee) - return: undetermined | Continuing to rehab from a knee injury from his senior season of high school; underwent a rigorous rehab program over the summer and participated in his first practices recently
  - Nick Richards (left ankle) - status: available | Sprained his left ankle during the Georgetown College exhibition games and missed the final exhibition vs. Kentucky State
  - Nate Sestina (left wrist) - status: available: | Fractured his left wrist on Nov. 26 and returned three weeks later vs. Utah
  - Immanuel Quickley (chest contusion) - available | Suffered chest contusion in practice prior to Utah Valley and did not play vs. the Wolverines. Returned the following game

## Jordan First Two-Sport Star Since Braddy

Even with key returners, a deep and talented recruiting class, and the addition of graduate transfer Nate Sestina, Kentucky suffered major losses from last season.

From a numbers standpoint, UK needed more depth. When John Calipari heard there was a 6-foot-9, 250-pound pitcher on the baseball team with considerable basketball talent, he called UK baseball head coach Nick Mingione.

Enter Ben Jordan.

Jordan joined the team just before the Blue-White Game and has been even more important recently because of injuries and ailments to five different players before Thanksgiving.

Jordan is the first multi-sport basketball player since Nehemiah "Junior" Braddy, who played four seasons with the basketball team (1990-93) and one with the baseball team (1991). It's worth noting that while former UK basketball player E.J. Floreal played both basketball (2014-16) and track at UK, he didn't begin his track career until after leaving basketball.

Although Jordan is a highly regarded baseball prospect with a lively arm, he's also a talented basketball player. He played at West Carter High School in Olive Hill, Kentucky, where he was the all-time leading rebounder and shot blocker and the eighth all-time leading scorer.

Jordan won Eastern Kentucky Conference Defensive Player of the Year in his senior season in addition to EKC First Team honors. He averaged 12.2 rebounds a contest in his final year.

Jordan is expected to be a major part of the UK baseball team in the spring. A 2016 Under Armour All-American in high school, he appeared in 10 games last season after redshirting in 2018 with an injury. Over the summer, playing for the Gaithersburg Giants of the Cal Ripken College Baseball League, Jordan appeared in seven games with six starts. He went 1-1 with a 2.70 ERA in 26.2 innings, allowing just 14 hits while striking out 36 en route to First Team All-Cal Ripken League honors.

## Watch Out for These Wildcats

- Stocked full of some of the nation's top talent, a handful of Wildcats are on a number of national watch lists:
- Ashton Hagans - John R. Wooden Award Midseason Top 25 (Los Angeles Athletic Club National Player of the Year), Citizen Naismith Trophy preseason (Atlanta Tipoff Club NPOY), Lute Olson Award preseason (NPOY), Bob Cousy Award preseason (Naismith Memorial Basketball Hall of Fame's best point guard), Naismith Defensive Player of the Year midseason
  - Tyrese Maxey - Wooden Award Midseason Top 25, Oscar Robertson Trophy preseason (U.S. Basketball Writers Association NPOY), Naismith Trophy preseason, National Association of Basketball Coaches Division I Player of the Year preseason, Jerry West Award preseason (HOF's best shooting guard)
  - EJ Montgomery - Karl Malone Award preseason (HOF's best power forward)

## Always Efficient

According to Ken Pomeroy's calculations on kenpom.com, UK's teams under John Calipari have consistently ranked among the most efficient teams in the country per possession.

Year	Offense (Rank)	Defense (Rank)	Overall
2020	112.0 (33)	94.1 (41)	25th
2019	117.6 (14)	90.1 (8)	8th
2018	115.8 (24)	95.4 (22)	17th
2017	119.1 (12)	91.4 (7)	4th
2016	120.4 (5)	98.0 (53)	6th
2015	119.3 (5)	86.5 (2)	1st
2014	117.6 (10)	96.9 (41)	11th
2013	108.8 (42)	99.1 (129)	42nd
2012	122.9 (2)	88.2 (9)	1st
2011	118.1 (7)	90.4 (15)	6th
2010	116.1 (15)	86.2 (6)	3rd

*\*through games played on Jan. 25*

## Nation-Best 29 Wildcats on NBA Opening-Day Rosters

As the 2019-20 NBA season began, 29 players on NBA opening-day rosters (including two-way and inactive lists) played and finished their college basketball careers at Kentucky.

Underscoring the fact that no other school in the country can match UK's ability to develop players and put them in the NBA, UK's 29 players were again the most of any college basketball program, beating the next-closest school (Duke) by five players.

Of the 496 players in the NBA to start the 2019-20 season, 5.8% played and finished their college basketball careers at UK. There were actually fewer teams without a Wildcat (12) than there are NBA teams featuring Wildcats (18).

Of the 29 Wildcats on an opening-day NBA roster, John Calipari has coached 28 of them. With Derrick Rose (Detroit Pistons), who played for Calipari during the 2006-07 season at Memphis, Calipari has coached 29 players on 2019-20 opening-day rosters.

Kentucky has enjoyed unprecedented success at putting players in the NBA under Calipari. In the 10 seasons of the Calipari era, 38 players have been selected in the NBA Draft, more than any other school. Included in the recent run are 29 first-round picks, three No. 1 overall selections (Davis, Karl-Anthony Towns and John Wall) and 21 lottery selections.

Calipari's players are not only reaching the next level, they are succeeding when they do. His players have garnered 21 All-Star selections, with Anthony Davis winning the game's MVP honor in 2017. Rose was named MVP in 2011. Five of his players have been tabbed All-NBA (Rose, Wall, Davis, DeMarcus Cousins and Towns), three have been named NBA Rookie of the Year (Rose, Tyreke Evans and Towns), and 12 players from Calipari's first nine teams at Kentucky have made the NBA All-Rookie teams.

Using figures compiled by basketball-reference.com and spotrac.com, Calipari-coached players only (which includes Rose but not Rondo) have amassed more than \$2.26 billion in career NBA contracts. In the 10 seasons Calipari has been the head coach at Kentucky, his players have totaled nearly \$1.9 billion in NBA contracts.

In just the 2019-20 season alone, UK players will make more than \$255 million. Calipari-coached players only (includes Rose but not Rondo) will make more than \$260 million.

A full breakdown of the current Wildcats in the NBA can be found later in the notes.

## Davis Voted NBA All-Star Starter

Former Kentucky great Anthony Davis will make his seventh consecutive appearance at the NBA All-Star Game on Feb. 16 in his hometown of Chicago. Davis, who led UK to the national championship in 2012, will make his seventh appearance, most of any Wildcat all-time.

For the third straight year, teams for the All-Star Game will be chosen by two captains from the pool of players voted as starters and reserves. Votes were tallied from a pool of fans (50%), players (25%) and media (25%). As the All-Star starters who led their respective conferences in fan votes during NBA All-Star voting, LeBron James (Los Angeles Lakers) and Giannis Antetokounmpo (Milwaukee Bucks) will serve as this year's captains.

The complete team rosters will be unveiled on Jan 30 on TNT.

Davis is in his eighth season in the NBA and first for the Los Angeles Lakers. He and the Lakers are enjoying a terrific season with one of the best records in the NBA. Davis is among the league leaders in a number of the major statistical categories and is a two-time NBA Western Conference Player of the Week in 2019-20. He is among the midseason frontrunners for the league's most valuable player award.

The game will mark Davis' fourth as a starter. He was also voted in as a starter for the 2015, 2017 and 2018 games. In 2017, he won MVP honors on what was then his home court in New Orleans. Davis scored an All-Star Game record 52 points in addition to contributing 10 rebounds. He broke Wilt Chamberlain's previous scoring record of 42 points set in 1962.

Named the 2012 NCAA Final Four Most Outstanding Player after leading Kentucky to the 2012 national championship, Davis has already put together a long list of accolades in the NBA during his short career. Among his most noteworthy achievements, he's a three-time All-NBA First Team selection (2015, 2017 and 2018) and made the NBA All-Rookie Team in 2013. He was considered the consensus national player of the year in 2012 before being drafted No. 1 overall by the New Orleans Pelicans (formerly the New Orleans Hornets) in 2012.

## Kentucky at No. 1

For the seventh season in the 11-year John Calipari era, the Kentucky men's basketball team earned a No. 1 ranking in the Associated Press Top 25 on Nov. 11.

After defeating Michigan State, the previous No. 1 team, in the State Farm Champions Classic and then following it up with a dominating 42-point victory vs. Eastern Kentucky the Wildcats were named the March Madness Team of the Week and then moved atop the AP Top 25 for the first time since December 2016.

No other school has reached No. 1 in seven of the last 11 seasons while Calipari has been at Kentucky. According to STATS, only three other programs (Duke, North Carolina and UCLA) have ever been ranked No. 1 in seven different seasons during an 11-year span.

The Wildcats' stay at No. 1 was brief after a shocking loss to Evansville. It marked just the third loss ever by Kentucky in 57 games in Rupp Arena as the No. 1 team in the country. UK fell to 69-8 as the AP top-ranked team under Calipari.

Wins vs. Losses in 2019-20												
Result	FG%	Opp. FG%	3-Pt. FG%	Opp 3-Pt. FG%	FT%	RPG	APG	TOPG	BPG	SPG	PPG	Opp PPG
Wins	.476	.376	.349	.268	.784	40.0	15.4	13.3	5.7	5.1	77.7	63.3
Losses	.411	.443	.250	.361	.722	33.0	11.8	12.8	3.5	6.3	68.2	72.0

The Wildcats own an all-time record of 220-31 (.876) at No. 1 in the AP Top 25. UK has appeared at the top of the AP poll 24 different seasons in school history, and the latest stay marked the program's 125th week at No. 1, third most in college basketball (Duke has 145 and UCLA, thanks in large part to its dynasty in the 1960s and 1970s, has 134).

Calipari, one of only two coaches (Frank McGuire) to lead three programs to a No. 1 ranking, is no stranger to the top spot. Dating back to his time at Memphis, Calipari-coached teams have reached No. 1 in eight of the last 13 seasons. Including his tenure at UMass, his teams have ranked No. 1 in 10 different seasons.

## 2012 Title Team Voted Team of the Decade

Kentucky led college basketball in the 2010s in NCAA Tournament wins, Final Four appearances and NBA Draft picks. According to the Associated Press, the Wildcats also featured the best team of the decade.

The AP Top 25 panel tabbed the 2011-12 championship squad the best college basketball team of the decade. The 26-member panel voted UK ahead of the 2017-18 Villanova title team.

The 2012 national championship team was dominant in every sense of the word. En route to a 38-2 season, the Wildcats captivated the nation with a smothering defense, unselfish play, depth, balance and talent. Led by freshman Anthony Davis, the 2012 team snapped a 14-year title drought with the program's eighth national championship.

Davis, who won all but one of the major national player of the year awards, was the most dominant player in the country, not because of his offense – which was still superb – but because of his defensive abilities and rebounding prowess. The 6-foot-10 forward set a school record for blocked shots with 186, in addition to averaging a team-best 14.2 points and 10.4 rebounds per game.

The national championship game by Davis underscored the story of the 2012 Wildcats. Although Davis was 1 for 10 from the floor, he was named the Final Four Most Outstanding Player after taking over the title game vs. Kansas with 16 rebounds, six blocks and three steals.

Of course, Davis had plenty of help. Five other players on the team were selected in the NBA Draft just a few months later, including Michael Kidd-Gilchrist – arguably the emotional heartbeat of the team – who would later make history with Davis by becoming the first college teammates to go 1-2 in the draft.

Senior Darius Miller, sophomores Terrence Jones and Doron Lamb, and freshman Marquis Teague provided an unstoppable cast that lost its two games by a combined eight points, one of which was on a buzzer beater.

Memorable victories included a December showdown with preseason national title favorite North Carolina, avenging the first loss of the season with a victory over Indiana in the Sweet 16 and defeating archrival Louisville in the Final Four.

The championship marked John Calipari's first and was a part of four Final Four appearances in five seasons, one of just three schools to accomplish that feat.

Kentucky's 38 wins in 2011-12 is still tied for the most in NCAA Division I history, as are the six NBA Draft picks. Both marks were later tied by the 2014-15 UK team.

The Sporting News also voted John Calipari its College Basketball Coach of the Decade. More on that in the Calipari section below.

## UK-Michigan Ink Three-Year Series Starting in London

Kentucky has signed a three-year deal with Michigan that will take the Wildcats to London next season and add a marquee home-and-home series for the following two years.

Beginning with a trip to O2 Arena in London in December of 2020 – exact date to be announced at a later time – the Wildcats and Wolverines will play three consecutive seasons. UK will travel to Ann Arbor, Michigan, for the Dec. 4, 2021 game, and Kentucky will host Michigan in Rupp Arena on Dec. 3, 2022.

The neutral-site game between the two schools will be hosted by the Naismith Memorial Basketball Hall of Fame and serve as a fundraiser for the Hall. It will be the first NCAA Division I college basketball game to be played in one of the world's most popular venues. All further details on play date, game time, television partner, ticket pricing, ancillary events and ticket on-sale will be announced in January of 2020.

Kentucky has played internationally on a number of occasions for foreign exhibition tours, but the London trip will mark UK's third regular-season game outside the U.S. and first in Europe.

London played host to the 1948 U.S. Olympic team that consisted of a handful of Wildcats. After winning the 1948 national championship – UK's first NCAA title – five Wildcats represented the U.S. in the 1948 Olympics in London. The Kentucky-led team won all eight of its games to win the gold medal.

UK leads the all-time series with Michigan 5-2. The most memorable matchup of the bunch – at least in the eyes of Big Blue Nation – was the most recent in March 2014 in Indianapolis. The Wildcats edged the Wolverines 75-72 in a classic in the Elite Eight. Aaron Harrison hit the second of three straight game-winning 3-pointers to advance UK to the Final Four. Howard's Wolverines knocked off Kentucky 81-78 in overtime in the 1993 Final Four to advance to the national championship game.

The on-campus visits in 2021 and 2022 will mark the first in the series since UK's 1970 trip to Ann Arbor and the 1968 UK Invitational Tournament in Memorial Coliseum. The series is tied 1-1 in Lexington, but the Wildcats lead Michigan 2-0 in Ann Arbor and 2-1 at neutral sites.

## Best in the Bluegrass

Kentucky defeated both of its in-state foes in 2019-20 (Eastern Kentucky and Louisville), continuing its domination of teams in state under John Calipari. Kentucky is now 19-2 against

in-state foes with Calipari at the helm.

The overall mark also includes an 11-2 record vs. Louisville. Two of the victories over the Cardinals were in postseason play. UK's four-game winning streak was snapped in 2016-17 but the Wildcats have won all six meetings played in Rupp Arena, including a 29-point blowout in 2017-18, the third-biggest margin of victory in the history of the series. Louisville's two wins are by a combined six points.

Here's a list of the meetings between the state's two premier programs since Calipari took over at UK:

- Jan. 2, 2010 - UK won 71-62 at Rupp Arena
- Dec. 31, 2010 - UK won 78-63 at the KFC Yum! Center
- Dec. 31, 2011 - UK won 69-62 at Rupp Arena
- March 31, 2012 - UK won 69-61 at the Superdome (NCAA Final Four in New Orleans)
- Dec. 29, 2012 - Louisville won 80-77 at the KFC Yum! Center
- Dec. 28, 2013 - UK won 73-66 at Rupp Arena
- March 28, 2014 - UK won 74-69 at Lucas Oil Stadium (NCAA Sweet 16 in Indianapolis)
- Dec. 27, 2014 - UK won 58-50 at the KFC Yum! Center
- Dec. 26, 2015 - UK won 75-73 at Rupp Arena
- Dec. 21, 2016 - Louisville won 73-70 at the KFC Yum! Center
- Dec. 29, 2017 - UK won 90-61 at Rupp Arena
- Dec. 29, 2018 - UK won 71-58 at the KFC Yum! Center
- Dec. 28, 2019 - UK won 78-70 (OT) at Rupp Arena

## Wildcats Ink Six in Fall Signing Period

Upon accepting the position of head coach of the Kentucky men's basketball program 10 years ago, John Calipari said one of the reasons he was chosen for the job was because he could recruit the best of the best.

It was a promise kept and a promise on which he continues to deliver. As he begins what he's calling his "second tour" at UK, he hasn't lost his touch.

Calipari and the Wildcats made an emphatic statement during the fall signing period with the additions of six highly skilled, athletic players to the program. UK signed decorated prospects Devin Askew, BJ Boston, Terrence Clarke, Cam'Ron Fletcher, Isaiah Jackson and Lance Ware to national letters of intent.

"I'm really excited about this group of young men," Calipari said. "They recruited us as much as we recruited them. They wanted this culture. They wanted to be with other good players. They didn't need crazy promises. They wanted this. In the past, when we've had groups like that, it's led to success both individually and as a team. When you're building a great team, not only do you need to be talented, you need to have high-character individuals, which we have with this group. These are great kids from good families."

All six players are consensus four- or five-star prospects and all are ranked in the top 60 by the major national recruiting services. Five of the six were on the preseason watch list for the Naismith High School Trophy (Askew was excluded because of his recent reclassification).

With the spring signing class still to go (begins April 15), UK is expected to have one of the nation's top classes yet again. In every season in the Calipari era, the Wildcats have signed a top-three recruiting class according to the Recruiting Services Consensus Index, which tallies major recruiting rankings and plugs them into a formula to calculate a consensus ranking.

Kentucky has now signed 59 top-50 recruits, 46 top-25 players and 25 top-10 players (according to Rivals) in what will now be Calipari's 12 recruiting classes at Kentucky.

UK can only comment on prospective student-athletes who have signed official paperwork to play at Kentucky.

- Askew - Guard | 6-foot-3, 195 pounds | Sacramento, Calif. | Naismith High School Trophy Midseason Watch List | Averaged 14.0 points, 6.8 assists and 3.5 rebounds while leading his team as a sophomore to the California Interscholastic Federation Open Division Southern California Regional championship | Averaged 11.6 points, 5.1 assists and 4.8 rebounds while shooting 41.4% from 3 on the Nike EYBL circuit last summer | Ranked No. 25 overall player in the 2020 class by ESPN | Five-star prospect | No. 1 point guard in the class of 2021 before reclassification | College-ready frame | Winner with a team-first mentality
- Boston - Guard | 6-7, 185 pounds | Norcross, Ga. | Naismith High School Trophy Midseason Watch List | McDonald's All American | Consensus five-star prospect | Averaged 22.8 points, 8.1 rebounds, 3.2 assists and 1.9 steals in the 2018 Nike EYBL circuit | Ranked as high as No. 4 overall by Rivals | Top shooting guard in the Rivals rankings | 2018-19 MaxPreps Boys Basketball Junior All-American Team Honorable Mention | Averaged 18.4 points, 5.4 rebounds 1.9 steals while leading his previous high school to the Georgia state semifinals last season | Long and athletic | One of the top scorers in the class of 2020
- Clarke - Guard | 6-7, 185 pounds | Boston | Naismith High School Trophy Midseason Watch List | McDonald's All American | Consensus five-star prospect | Averaged 16.2 points, 5.1 rebounds and 3.7 assists in the Nike EYBL circuit last summer | Consensus top-10 player in the 2020 class | 247Sports ranks him the No. 4 overall player in the class | No. 1 ranked shooting guard in 2020 class by 247Sports | Long, athletic, scoring guard | Tools to be a shutdown defender
- Fletcher - Guard | 6-6, 195 pounds | St. Louis | Consensus four-star prospect | Averaged 11.8 points, 6.5 rebounds and 1.4 assists in the Nike EYBL last summer | Checks in as high No. 42 overall by Rivals | One of the top wings in the class | Athletic, versatile player with high upside | Length and tools to be an elite two-way player
- Jackson - Forward | 6-9, 200 pounds | Waterford, Mich. | Rivals tabs him a five-star prospect | Averaged 10.9 points, 6.0 rebounds and 2.3 blocks at this past summer's Nike





# NOTES

EYBL | Ranked as high as No. 27 in Rivals' class of 2020 rankings | No. 3 power forward in the country in the Rivals rankings | Elite defender and rim protector | Explosive athlete with length and underrated strength

- Ware - Forward | 6-9, 215 pounds | Camden, N.J. | Rivals ranks him a five-star prospect | Averaged 11.4 points, 6.0 rebounds and 1.3 blocks during Nike EYBL play over the summer | Increased averages to 14.4 points, 6.4 rebounds and 2.4 blocks at the Nike Peach Jam | Rose to No. 32 overall in the Rivals rankings and the No. 3 power forward | Skilled big man who finishes well 15 feet and in | High shooting, passing and dribbling marks for his position

## **Boston, Clarke Selected for McDonald's All American Game**

The Kentucky men's basketball team's 2020 signing class will be well represented at the 2020 McDonald's All American Game.

Fall signees BJ Boston and Terrence Clarke are the latest "burger boys" who will play in the prestigious all-star game before heading to UK next season. UK is one of three schools with multiple selections.

The 43rd edition of the game is set for April 1 at the Toyota Center in Houston. Tipoff is set for 7 p.m. on ESPN2.

With the latest selections, UK has signed 37 players McDonald's All Americans out of high school during the John Calipari era, more than any other school in the country during that time period. Multiple players from each of Calipari's signing classes have been tabbed McDonald's All Americans, including five each in 2013 and 2017.

Kentucky has signed 69 (McDonald's All Americans since the game began in 1977, including current Wildcats Nick Richards (2017), EJ Montgomery (2018) and Immanuel Quickley (2018), Tyrese Maxey (2019).

## **Leach, Ledford Honored by NSMA**

It's only fitting that "The Greatest Tradition in the History of College Basketball" has some of the greatest broadcasters calling the action for Big Blue Nation.

Tom Leach, the current "Voice of the Wildcats" and Cawood Ledford, one of Leach's predecessors, were recently honored by the National Sports Media Association. Ledford, the 39-year voice of Wildcats football and men's basketball, was named to the NSMA Hall of Fame while Leach has been chosen as the Kentucky Sportscaster of the Year. They will be recognized at the annual NSMA Awards Banquet, slated for June 29 in Winston-Salem, North Carolina.

Ledford called UK games from 1953 until his retirement in 1992. His work with the Wildcats were more than enough to gain national fame, but his impact was felt far beyond the Commonwealth. He handled the radio call of the NCAA Final Four for 18 years and was four times named the top college basketball announcer in the nation. Ledford also was prominent in horse racing, handling 22 Kentucky Derby broadcasts, and winning numerous awards for his coverage of that sport. He was the Kentucky Sportscaster of the Year by the NSMA 22 times. He is a member of the UK Athletics Hall of Fame and the Kentucky Athletics Hall of Fame.

Leach has been a member of the UK Athletics broadcast team since 1989 and has been the play-by-play voice of Wildcats football since 1997 and men's basketball since 2001. This is the sixth time he has been named the Kentucky Sportscaster of the Year. Like Ledford, he is known for his expertise in horse racing and has won two Eclipse Awards for his coverage. He received the 2019 Tom Hammond Media Award from the Bluegrass Sports Commission and was named a distinguished alumnus of the University of Kentucky School of Journalism and Media.

## **LCC Announces Naming Rights Agreement with Central Bank**

Lexington Center Corporation announced a landmark naming rights agreement with Central Bank, rebranding Lexington-Central Kentucky's premier convention, meeting, sports and entertainment complex as Central Bank Center. The iconic Rupp Arena will be Rupp Arena at Central Bank Center.

The agreement is between Central Bank and JMI Sports, and UK/LCC's multimedia rights partner. This agreement bolsters Central Bank's existing relationship with JMI Sports and UK to an annual average investment of \$4.1 million with a term of 14 years, expiring in 2033. Upon completion of the renovation, the portion of this investment associated with naming rights will be \$1.5 million. The opportunity to sell naming rights with other media rights is part of LCC's and the university's Right of Use Agreement executed in February 2018 and transferred media rights ownership to UK.

A key part of the agreement is the naming rights to the Lexington Convention Center complex, which is currently undergoing a major expansion. To preserve and honor the history and tradition of the legendary basketball program led by Adolph Rupp, the arena will be known as Rupp Arena at Central Bank Center. The Central Bank Center brand will be on interior, exterior and directional signage, as well as collateral materials related to the Convention Center and Rupp Arena. New graphics are being designed which will be fully integrated into the expansion project and other areas of the facility.

## **Cousins Inducted into UK Athletics Hall of Fame**

DeMarcus Cousins was inducted into the UK Athletics Hall of Fame as a member of the 2019 class in September.

Cousins was one of the key players on the 2009-10 Kentucky team that went to the Elite Eight in John Calipari's first season at UK. Cousins was named an NCAA Consensus Second Team All-American, including first-team recognition from the Associated Press, the 2010 Southeastern Conference Freshman of the Year by the league's coaches, and an All-SEC First Team (AP and coaches) selection.

While at UK, Cousins led the Wildcats to a No. 1 national ranking, an SEC regular-season championship and an SEC Tournament championship. He averaged 15.1 points and 9.9 rebounds and concluded freshman season with eighth-most rebounds in a single season in UK history with 375.

Following his one season in Lexington, Cousins was selected by the Sacramento Kings with the fifth overall pick in the 2010 NBA Draft. He's since gone on to a highly successful NBA career. He is a four-time NBA All-Star, was named to All-NBA Second Team in 2015 and 2016, and averaged double figures in all of his nine seasons in the league.

## **Success Rate**

The Wildcats received an NCAA award in the spring of 2019 for placing in the top 10% of all men's basketball teams in the country in the NCAA's annual Academic Progress Rate. UK scored a perfect 1,000. It's the fifth straight year the men's basketball team received the award and the sixth time since 2009.

The APR provides a real-time look at a team's academic success by the progress of each student-athlete on scholarship. The APR measures academic eligibility, retention and graduation. The scores are a four-year composite, covering the 2014-15 through 2017-18 school years.

Every Division I sports team across the nation calculates its APR each academic year, similar to a report card. Scholarship student-athletes each semester earn one point for remaining eligible and one point for staying in school or graduating.

UK has received a perfect 1,000 mark in each of the last six single-year APR rates.

The NCAA cut score to compete in the 2019-20 postseason is a 930 four-year APR. Teams scoring below 930 can face consequences intended to direct additional focus on academics. Those penalties can include practice restrictions and playing-season reductions.

## **Whitney Leaves Program**

Freshman forward Kahlil Whitney left the program on Jan. 24 to pursue other options.

"I can't express enough the respect I have for Coach Calipari," Whitney said. "I've learned a lot from him in my short time at UK and will take much of his wisdom with me as I continue on my journey. I am forever thankful for my time at Kentucky and for all the people I've met along the way. I thank the coaches, my teammates, tutors, training staff, advisers and professors for working with and believing in me. I wish Big Blue Nation all the best! I've heard your voices and positive messages, and I thank you for your continued love and support. I will always be cheering for UK's success and for all my brothers on the court."

Whitney played in 18 games with eight starts. He averaged 3.3 points and 1.7 rebounds in 12.8 minutes of action in 2019-20. The 6-foot-6 forward scored a season-high 11 points vs. Eastern Kentucky and nine points vs. Mount St. Mary's.

"First and foremost, Kahlil is a great kid," UK head coach John Calipari said. "This is tough for me because Kahlil is a tremendous person who is going to do great things. I certainly don't want to see him go because I wanted to continue to coach him, but I understand his decision and, as we always do here, will support him in whatever way we can. As I told Kahlil ... I hope he goes on and does his thing and makes us all proud. I know he will stay in touch with us and I know our fans will continue to support him as he takes this next step."

Whitney signed with Kentucky as a McDonald's All American and the No. 11 overall player in the class of 2019 by the Recruiting Services Consensus Index. He scored more than 2,000 points in his high school career at Roselle Catholic (New Jersey) and helped lead his team to a title at the New Jersey Tournament of Champions in his junior season.

The Chicago native was also a Jordan Brand All-American and was named co-MVP of the Allen Iverson Roundball Classic. Whitney was named to the Naismith High School Boys' All-America Third Team after his junior season.



# KENTUCKY BY THE NUMBERS

Date	Opponent	Result	Points	Rebounds	Blocks	Steals	Assists
<b>O. 27</b>	<b>GEORGETOWN COLLEGE (Exh.)</b>	W, 80-53	Quickley - 16	Sestina - 10	Montgomery - 3^	Hagans - 4^	Hagans - 10^
<b>N. 1</b>	<b>KENTUCKY STATE (Exh.)</b>	W, 83-51	Two tied - 15^	Brooks Jr. - 9^	Whitney - 3^	Three tied - 3^	Hagans - 9^
N.5	#1/1 Michigan State <sup>1</sup>	W, 69-62	Maxey - 26^	Sestina - 6	Montgomery - 2^	Quickley - 2^	Hagans - 3
<b>N.8</b>	<b>EASTERN KENTUCKY</b>	W, 91-49	Richards - 21^	Sestina - 11^	Richards - 4^	Hagans - 3^	Two tied - 5^
<b>N.12</b>	<b>EVANSVILLE</b>	L, 67-64	Quickley - 16	Quickley - 9^	Two tied - 1^	Three tied - 2^	Hagans - 3^
<b>N.18</b>	<b>UTAH VALLEY<sup>2</sup></b>	W, 82-74	Hagans - 26^	Sestina - 12^	Two tied - 1	Two tied - 1	Hagans - 6^
<b>N.22</b>	<b>MOUNT ST. MARY'S<sup>2</sup></b>	W, 82-62	Richards - 19^	Hagans - 7^	Richards - 3^	Whitney - 2^	Hagans - 7^
<b>N.24</b>	<b>LAMAR<sup>2</sup></b>	W, 81-56	Maxey - 21^	Richards - 13^	Richards - 7^	Two tied - 2	Hagans - 9^
<b>N.29</b>	<b>UAB<sup>2</sup></b>	W, 69-58	Two tied - 16	Richards - 9^	Montgomery - 2^	Hagans - 2^	Hagans - 12^
<b>D.7</b>	<b>FAIRLEIGH DICKINSON</b>	W, 83-52	Montgomery - 25^	Richards - 10^	Richards - 2	Two tied - 2^	Hagans - 11^
<b>D. 14</b>	<b>GEORGIA TECH</b>	W, 67-53	Hagans - 21^	Two tied - 7	Richards - 4^	Three tied - 2^	Hagans - 7^
D.18	Utah <sup>3</sup>	L, 69-66	Maxey - 18	Montgomery - 10^	Richards - 2^	Hagans - 4^	Hagans - 8^
D.21	#5/4 Ohio State <sup>4</sup>	L, 71-65	Sestina - 17^	Maxey - 6	Brooks - 2^	Hagans - 3^	Hagans - 9^
<b>D.28</b>	<b>#3/4 LOUISVILLE</b>	W, 78-70 <sup>OT</sup>	Maxey - 27^	Richards - 10^	Montgomery - 2^	Hagans - 2^	Hagans - 8^
<b>J. 4</b>	<b>MISSOURI*</b>	W, 71-59	Quickley - 23^	Richards - 12^	Richards - 4^	Three tied - 1	Hagans - 7^
J. 7	at NR/RV Georgia*	W, 78-69	Two tied - 17	Four tied - 7^	Maxey - 4^	Hagans - 4^	Maxey - 8^
<b>J. 11</b>	<b>ALABAMA*</b>	W, 76-67	Quickley - 19^	Richards - 11^	Richards - 5^	Hagans - 3^	Hagans - 9^
J. 15	at South Carolina*	L, 81-78	Quickley - 20	Two tied - 7^	Richards - 4^	Brooks Jr. - 2^	Hagans - 7^
J. 18	at RV/RV Arkansas*	W, 73-68	Richards - 17	Quickley - 10^	Richards - 2^	Maxey - 2	Hagans - 6^
<b>J. 21</b>	<b>GEORGIA</b>	W, 89-79	Hagans - 23^	Richards - 8^	Richards - 3^	Hagans - 4^	Hagans - 9^
J. 25	at #18/18 Texas Tech <sup>5</sup>	W, 78-76 <sup>OT</sup>	Richards - 25^	Richards - 14^	Richards - 4^	Hagans - 3^	Hagans - 7^
<b>J. 29</b>	<b>VANDERBILT*</b>						
F. 1	at #17/16 Auburn*						
<b>F. 4</b>	<b>MISSISSIPPI STATE*</b>						
F. 8	at Tennessee*						
F. 11	at Vanderbilt*						
<b>F. 15</b>	<b>OLE MISS*</b>						
F. 18	at LSU*						
<b>F. 22</b>	<b>FLORIDA*</b>						
F. 25	at Texas A&M*						
<b>F. 29</b>	<b>AUBURN*</b>						
<b>M. 3</b>	<b>TENNESSEE*</b>						
M. 7	at Florida*						

All home games in **BOLD CAPS**; ExhibitionS in **BOLD ITALICS**

\*SEC game, ^ game high

1 - Champions Classic (Madison Square Garden | New York)

2 - BBN Showcase (Rupp Arena)

3 - (T-Mobile Arena | Las Vegas)

4 - CBS Sports Classic (T-Mobile Arena | Las Vegas)

5 - BIG 12/SEC Challenge (Rupp Arena)

6 - SEC Tournament (Bridgestone Arena | Nashville, Tenn.)

Times Led

Richards - 6  
Maxey - 5  
Quickley - 4  
Hagans - 3  
Montgomery - 2  
Sestina - 1

Times Led

Richards - 10  
Sestina - 4  
Maxey - 3  
Hagans - 2  
Montgomery - 2  
Quickley - 2  
Brooks Jr. - 1

Times Led

Richards - 13  
Montgomery - 3  
Maxey - 2  
Brooks Jr. - 1  
Hagans - 1  
Sestina - 1

Times Led

Hagans - 15  
Quickley - 4  
Maxey - 3  
Juzang - 2  
Whitney - 2  
Brooks Jr. - 1  
Sestina - 1

Times Led

Hagans - 18  
Maxey - 1  
Quickley - 1

## Comparing the Calipari Era

A look at the statistics throughout the John Calipari era following 19 games ...

Year	FG%	Opp. FG%	3-Pt. FG%	FT%	RPG	Assists	TOs.	Blocks	Steals	Points	PPG	Record
2019-20	.462	.389	.324	.771	38.5	278	250	99	102	1,438	75.7	15-4
2018-19	.481	.412	.350	.750	38.8	271	258	103	129	1,511	79.5	16-3
2017-18	.481	.404	.343	.678	38.7	271	271	102	117	1,463	77.0	14-5
2016-17	.499	.414	.359	.686	40.9	342	216	116	123	1,765	92.9	17-2
2015-16	.468	.405	.319	.667	39.4	254	234	105	121	1,470	77.4	15-4
2014-15	.457	.317	.357	.688	40.5	298	214	155	146	1,417	74.6	19-0
2013-14	.474	.387	.315	.676	42.4	239	240	132	88	1,513	79.6	15-4
2012-13	.485	.383	.356	.645	39.2	283	249	145	132	1,441	75.8	13-6
2011-12	.488	.358	.363	.718	40.6	258	252	177	130	1,513	79.6	18-1
2010-11	.459	.379	.402	.700	40.1	253	212	129	115	1,493	78.6	15-4
2009-10	.498	.380	.381	.686	42.2	310	287	139	141	1,580	83.2	19-0



# MISCELLANEOUS STATS

## Team Leaders

GAME LEADERS													
NO.	NAME	PTS.	REBS.	BLKS.	ASSTS.	STLS.	GAMES WITH						
		10+ PTS	20+ PTS	10+REBS	3+ASSTS	3+BLKS	3+STLS	3+3s	DOUBLE-DOUBLE				
0	Ashton Hagans	3 (5)	2 (3)	1 (2)	18 (44)	15 (32)	14 (27)	3 (4)	-	19 (48)	-	7 (17)	1 (1)
1	Nate Sestina*	1 (10)	4 (31)	1 (33)	-	1 (13)	2 (42)	- (10)	2 (14)	1 (10)	- (5)	1 (5)	1 (12)
2	Kahlil Whitney	-	-	-	-	2 (2)	1 (1)	-	-	-	-	-	-
3	Tyrese Maxey	5 (5)	3 (3)	2 (2)	1 (1)	3 (3)	12 (12)	3 (3)	-	12 (12)	1 (1)	-	3 (3)
4	Nick Richards	6 (7)	10 (22)	13 (41)	-	-	15 (24)	5 (6)	8 (11)	9 (21)	-	-	8 (9)
5	Immanuel Quickley	4 (5)	2 (2)	-	1 (2)	4 (6)	14 (20)	3 (3)	1 (1)	4 (7)	- (1)	5 (7)	1 (1)
10	Johnny Juzang	-	-	-	-	2 (2)	-	-	-	-	-	-	-
11	Dontaie Allen	-	-	-	-	-	-	-	-	-	-	-	-
12	Keion Brooks Jr.	-	1 (1)	1 (1)	-	1 (1)	4 (4)	-	-	-	-	-	-
13	Riley Welch^	-	-	-	- (1)	-	-	-	-	-	-	-	-
14	Brennan Canada	-	-	-	-	-	-	-	-	-	-	-	-
21	Zan Payne	-	-	-	-	-	-	-	-	-	-	-	-
23	EJ Montgomery	2 (2)	2 (5)	3 (17)	-	- (6)	3 (5)	1 (1)	1 (3)	-	1 (4)	- (1)	- (1)
33	Ben Jordan	-	-	-	-	-	-	-	-	-	-	-	-

Career total in (parentheses); \*includes Bucknell career; ^includes UC Irvine career

## Starting Lineups

Guard	Guard	G/F	Forward	Forward	Games	W-L
Hagans	Maxey	Brooks Jr.	Montgomery	Richards	5	4-1
Hagans	Maxey	Quickley	Montgomery	Richards	5	4-1
Hagans	Maxey	Whitney	Sestina	Richards	3	3-0
Hagans	Quickley	Whitney	Sestina	Richards	2	1-1
Hagans	Maxey	Whitney	Montgomery	Richards	2	1-1
Hagans	Maxey	Juzang	Montgomery	Richards	1	1-0
Hagans	Quickley	Whitney	Sestina	Montgomery	1	1-0

Starter	Games Started	Wins	Losses
Hagans	19	15	4
Richards	18	14	4
Maxey	16	13	3
Montgomery	14	11	3
Quickley	8	6	2
Whitney	8	6	2
Sestina	6	5	1
Brooks Jr.	5	4	1
Juzang	1	1	0

## Streaks

Overall	Won 3	Margin	Games Won	Games Lost
Unranked AP teams anywhere	Won 2	1		
Ranked AP teams anywhere	Won 2			
Home	Won 10			
Home AP ranked teams	Won 2	2	1	
Home AP unranked teams	Won 9			
Home SEC	Won 7	3		3
Home nonconference	Won 7			
Home AP ranked SEC	Won 1	4		
Home AP unranked SEC	Won 14			
Home AP ranked nonconference	Won 2	5		
Home AP unranked nonconference	Won 6	6		1
Road	Won 2			
Road AP ranked teams	Won 1	7	2	
Road AP unranked teams	Won 1			
Road SEC	Won 1	8	2	
Road nonconference	Won 3			
Road AP ranked SEC	Lost 1	9	2	
Road AP unranked SEC	Won 1			
Road AP ranked nonconference	Won 2	10	1	
Road AP unranked nonconference	Won 1			
Neutral	Lost 2	11	1	
Neutral AP ranked teams	Lost 1	12	1	
Neutral AP unranked teams	Lost 1			
Neutral SEC	Lost 2	13		
Neutral nonconference	Lost 2			
Neutral AP ranked SEC	Lost 2	14	1	
Neutral AP unranked SEC	Won 12			
Neutral AP ranked nonconference	Lost 1	15		
Neutral AP unranked nonconference	Lost 1	16		
Active Consecutive Made Starts		17		
Ashton Hagans	48			
Nick Richards	18			
Tyrese Maxey	16			
EJ Montgomery	13			
Immanuel Quickley	3	19		
Active Consecutive Made Free Throws		20	1	
Tyrese Maxey	9			
Ashton Hagans	7			
Johnny Juzang	6			
Nick Richards	6			
Immanuel Quickley	3			
EJ Montgomery	2	23		
Active Consecutive Games with a 3-Pointer		24		
Immanuel Quickley	9			
Johnny Juzang	1	25+	3	
Nate Sestina	1			

## Dunk Tracker

Player	Dunks in 2019-20	Dunks in Career
Nick Richards	40	92
EJ Montgomery	9	27
Ashton Hagans	9	12
Keion Brooks Jr.	8	8
Kahlil Whitney	6	6
Tyrese Maxey	3	3
Nate Sestina	3	3 (UK career only)
Immanuel Quickley	1	2

## Fast Facts

Shooting Percentage	.462
Avg. Assists Per Game	14.6
Points Off Turnovers	14.6
Second-Chance Points	10.0
Points in the Paint	32.2
Fast Break Points	15.1
Bench Points	22.1
Points Per Possession	106.6
Avg. Time of Possession	17.2

## First Points of the Game

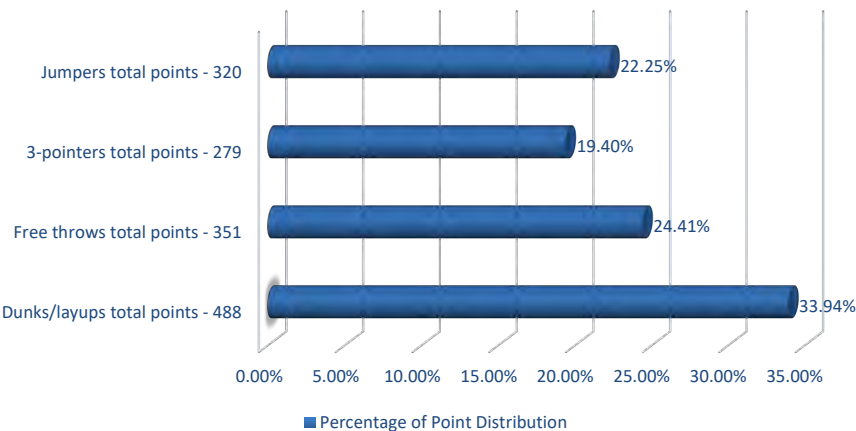
Player	Dunk/Layup	Jumper	3PT	FT
Brooks		1		
Hagans	1	1	1	
Juzang	1			
Maxey	1	2		
Quickley	1		2	1
Richards	4	1		
Sestina			1	
Whitney	1			

## Kentucky's Record When ...

KENTUCKY RECORD	ALL	SEC
Leading at halftime:	14-1	4-1
Tied at the half:	0-0	0-0
Trailing at halftime:	1-3	1-0
Shoot 50% or better:	6-0	2-0
Shoot less than 50%:	9-4	3-1
Shoot higher % than opp.:	14-1	5-1
Shoot lower % than opp.:	1-3	0-0
Opp. shoot worse than 50%:	15-2	5-1
Opp. shoot 50% or higher:	0-2	0-0
Score less than 60 points:	0-0	0-0
Score 60-69 points:	3-3	0-0
Score 70-79 points:	6-1	4-1
Score 80-89 points:	5-0	1-0
Score 90-99 points:	1-0	0-0
Score 100+ points:	0-0	0-0
Opp. score less than 60 pts.:	6-0	1-0
Opp. score 60-69 pts.:	5-2	3-0
Opp. score 70-79 pts.:	4-1	1-0
Opp. score 80-89 points:	0-1	0-1
Opp. score 90-99 points:	0-0	0-0
Opp. score 100+ points:	0-0	0-0
Outrebounded opponent:	13-1	4-0
Outrebounded by opponent:	0-2	0-1
Equal number of rebounds:	2-1	1-0
Fewer turnovers than opp.:	6-3	2-0
Same turnovers as opp.:	2-0	0-0
More turnovers than opp.:	7-1	3-1
Make 8 or more 3-pointers:	2-0	1-0
Make 7 or fewer 3-pointers:	13-4	4-1
Games decided by 5 or fewer:	1-3	0-1
Overtime games:	2-0	0-0

KENTUCKY RECORD	ALL	SEC
On CBS:	1-1	0-0
On TBS:	0-0	0-0
On ESPN/ESPN2/ESPNU:	8-1	4-0
On FOX:	0-0	0-0
On SEC Network/(+):	6-2	1-1
vs. SEC at home:	3-0	3-0
vs. SEC on road:	2-1	2-1
Games vs. AP ranked opp.:	3-1	0-0
Games following a loss:	3-1	1-0
Games following a win:	11-3	4-1
More points in the paint:	9-2	3-0
Fewer/Same points in the paint:	6-2	2-1
More bench points than opp.:	9-3	3-1
Fewer or same bench pts.:	6-1	2-0
More 2nd-chance points:	10-3	3-0
Fewer or same 2nd-chance pts.:	5-1	2-1
More or same points off TOs:	11-1	3-0
Fewer points off TOs:	4-3	2-1
On Monday:	1-0	0-0
On Tuesday:	3-1	2-0
On Wednesday:	0-2	0-1
On Thursday:	0-0	0-0
On Friday:	3-0	0-0
On Saturday:	7-1	3-0
On Sunday:	1-0	0-0
In November:	6-1	0-0
In December:	3-2	0-0
In January:	6-1	5-1
In February:	0-0	0-0
In March:	0-0	0-0
In April:	0-0	0-0

## How the Cats are Scoring





# THE LAST TIME UK ...

## INDIVIDUALS

### SCORING

**Scored 25 points:** Nick Richards (25) at Texas Tech, 1/25/20  
**Scored 30 points:** Shai Gilgeous-Alexander (30) vs. Vanderbilt, 1/30/18  
**Scored 35 Points:** De'Aaron Fox (39) vs. UCLA, 3/24/17  
**Scored 40 points:** Malik Monk (47) vs. North Carolina, 12/17/16  
**Scored 45 points:** Malik Monk (47) vs. North Carolina, 12/17/16  
**Scored 50 points:** Jodie Meeks (54) at Tennessee, 1/13/09  
**Scored 55 points:** Never  
**Two players had 20 points:** Nick Richards (25) and Immanuel Quickley (21) at Texas Tech, 1/25/20  
**Three players had 20 points:** DeMarcus Cousins (27)/John Wall (21)/Patrick Patterson (20) vs. Sam Houston State, 11/19/09  
**Two players had 30 points:** Patrick Patterson (33) and Jodie Meeks (32) vs. Tennessee State, 12/22/08  
**Scored 20 points in two straight games:** Nick Richards (2) 1/21/20 - 1/25/20  
**Scored 20 points in three straight games:** PJ Washington (4) 2/5/19 - 2/16/19  
**Scored 20 points in four straight games:** PJ Washington (4) 2/5/19 - 2/16/19  
**Scored 20 points in five straight games:** Jamal Murray (12) 2/2/16 - 3/12/16  
**Scored 20 points in six straight games:** Jamal Murray (12) 2/2/16 - 3/12/16  
**Scored 20 points in seven straight games:** Jamal Murray (12) 2/2/16 - 3/12/16  
**Scored 20 points in eight straight games:** Jamal Murray (12) 2/2/16 - 3/12/16  
**Scored 20 points in nine straight games:** Jamal Murray (12) 2/2/16 - 3/12/16  
**Scored 20 points in 10 straight games:** Jamal Murray (12) 2/2/16 - 3/12/16  
**Scored 20 points in 11 straight games:** Jamal Murray (12) 2/2/16 - 3/12/16  
**Scored 20 points in 12 straight games:** Jamal Murray (12) 2/2/16 - 3/12/16  
**Scored 20 points in 15 straight games:** Dan Issel (18) 12/1/69 - 2/7/70  
**Scored 25 points in three straight games:** Tayshaun Prince (3) 3/11/01-3/17/01  
**Scored 30 points in two straight games:** Jodie Meeks vs. Appalachian State (46) 12/20/08; vs. Tennessee State (32) 12/22/08  
**Scored 30 points in three straight games:** Dan Issel (6) 2/14/70 - 3/2/70  
**Scored in double figures in 10 straight games:** PJ Washington (12) 1/15/19-2/23/19  
**Scored in double figures in 15 straight games:** Malik Monk (30) 11/11/16-2/28/17  
**Scored in double figures in 20 straight games:** Malik Monk (30) 11/11/16-2/28/17  
**Scored in double figures in 25 straight games:** Malik Monk (30) 11/11/16-2/28/17  
**Scored in double figures in 30 straight games:** Malik Monk (30) 11/11/16-2/28/17  
**Scored in double figures in 33 straight games:** Jamal Murray (34) 11/17/15 - 3/19/16  
**Scored in double figures in 34 straight games:** Jamal Murray (34) 11/17/15 - 3/19/16  
**Scored in double figures in 35 straight games:** Kenny Walker (36) 11/14/85 - 3/22/86  
**Five players scored in double figures:** Nick Richards (17), Ashton Hagans (13), Immanuel Quickley (13), Tyrese Maxey (11), Keion Brooks Jr. (10) at Arkansas, 1/18/20  
**Six players scored in double figures:** Nick Richards (21), Immanuel Quickley (16), Nate Sestina (12), Keion Brooks Jr. (11), Ashton Hagans (11), Kahlil Whitney (11) vs. Eastern Kentucky, 11/8/19  
**Seven players scored in double figures:** Randolph Morris (17), Kelenna Azubuike (15), Patrick Sparks (14), Chuck Hayes (12), Rajon Rondo (11), Ravi Moss (10) and Ramel Bradley (10) vs. Mississippi State 2/19/05,  
**Four players with 15 or more points:** Kevin Knox (22), Quade Green (18), Shai Gilgeous-Alexander (17), Wenyen Gabriel (15) vs. Ole Miss, 2/28/18

### DOUBLE-DOUBLES

**Double-double:** Nick Richards (25 points, 14 rebounds) at Texas Tech, 1/25/20  
**Triple-double:** Isaiah Briscoe (19 points, 11 rebounds, 10 assists) at Ole Miss, 12/29/16  
**20-10 (rebs) game:** Nick Richards (25 points, 14 rebounds) at

Texas Tech, 1/25/20  
**20-10 (assts) game:** De'Aaron Fox (24 points, 10 assists) vs. North Carolina, 12/17/16  
**20-15 game:** Nick Richards (25 points, 15 rebounds) vs. Fort Wayne, 11/22/17  
**30-10 game:** Tayshaun Prince (33 points, 11 rebounds) vs. Tennessee State, 12/22/98  
**Back-to-back 20-10 games:** PJ Washington (20 p, 13 r) vs. Kansas, 1/26/19; (26 p, 12 r) at Vanderbilt, 1/29/19  
**Three straight 20-10 games:** Julius Randle (3) 11/8/13 - 11/12/13  
**Double-double in points and rebs.:** Nick Richards (25 points, 14 rebounds) at Texas Tech, 1/25/20  
**Double-double in points and assists:** Ashton Hagans (11 points, 11 assists) vs. Fairleigh Dickinson, 12/7/19  
**Double-double in points and blocks:** Never  
**Double-double in points and steals:** Never  
**Double-double in two consecutive games:** Nick Richards (13 p, 10 r) vs. Louisville, 12/28/19; (21 p, 12 r) vs. Missouri, 1/4/20  
**Double-double in three consecutive games:** PJ Washington (20 p, 13 r) vs. Kansas, 1/26/19; (26 p, 12 r) at Vanderbilt, 1/29/19; (15 p, 12 r) at Florida, 2/2/19  
**Double-double in four consecutive games:** Julius Randle (19 p, 15 r) vs. Kansas State, 3/21/14; (13 p, 10 r), vs. Wichita State, 3/23/14; (15 p, 12 r), vs. Louisville, 3/28/14; (16 p, 11 r), vs. Michigan, 3/30/14  
**Double-double in five consecutive games:** Julius Randle (14 p, 10 r) at Arkansas, (2/27/14); (10 p, 15 r) at South Carolina (3/1/14); (12 p, 11 r) vs. Alabama, (3/4/14); (16 p, 10 r) at Florida, (3/8/14); (17 p, 16 r) vs. LSU, (3/14/14); (12 p, 11 r) vs. Georgia, (3/15/14)  
**Double-double in six consecutive games:** Julius Randle (14 p, 10 r) at Arkansas, (2/27/14); (10 p, 15 r) at South Carolina (3/1/14); (12 p, 11 r) vs. Alabama, (3/4/14); (16 p, 10 r) at Florida, (3/8/14); (17 p, 16 r) vs. LSU, (3/14/14); (12 p, 11 r) vs. Georgia, (3/15/14)  
**Double-double in seven consecutive games:** Julius Randle (7) 11/18/13-11/27/13  
**Double-double in 10 consecutive games:** Jim Andrews, 1972-73 season  
**Two players record double-doubles:** Nick Richards (12 points, 10 rebounds), Ashton Hagans (11 points, 11 assists) vs. Fairleigh Dickinson, 12/7/19  
**Three players record double-doubles:** PJ Washington (20 points, 13 rebounds), Reid Travis (18 points, 12 rebounds), Keldon Johnson (15 points, 10 rebounds) vs. Kansas, 1/26/19  
**Four players record double-doubles:** Jack Givens (30 pts, 13 rebs)/Kyle Macy (16 pts, 10 assts)/Mike Phillips (22 pts, 18 rebs)/Rick Robey (23 pts, 13 rebs) vs. Southern Methodist, 11/26/77  
**Five players record double-doubles:** Never

### FIELD GOALS

**Made 12 FG in a game:** El Montgomery (12) vs. Fairleigh Dickinson, 12/7/18  
**Made 15 FG in a game:** Malik Monk (18) vs. North Carolina, 12/17/16  
**Made 16 FG in a game:** Malik Monk (18) vs. North Carolina, 12/17/16  
**Made 17 FG in a game:** Malik Monk (18) vs. North Carolina, 12/17/16  
**Made 18 FG in a game:** Malik Monk (18) vs. North Carolina, 12/17/16  
**Made 19 FG in a game:** Dan Issel (19) vs. Alabama, 2/23/70  
**Made 20 FG in a game:** Dan Issel (23) vs. Ole Miss, 2/7/70  
**Made 21 FG in a game:** Dan Issel (23) vs. Ole Miss, 2/7/70  
**Made 22 FG in a game:** Dan Issel (23) vs. Ole Miss, 2/7/70  
**Made 23 FG in a game:** Dan Issel (23) vs. Ole Miss, 2/7/70  
**Made 24 FG in a game:** Never  
**Attempted 17 FG in a game:** Immanuel Quickley (17) at Texas Tech, 1/25/20  
**Attempted 18 FG in a game:** PJ Washington (18) vs. Auburn, 3/31/19  
**Attempted 19 FG in a game:** Shai Gilgeous-Alexander (19) vs. Vanderbilt, 1/30/18  
**Attempted 20 FG in a game:** De'Aaron Fox (20) vs. UCLA, 3/24/17  
**Attempted 25 FG in a game:** Malik Monk (28) vs. North Carolina, 12/17/16

### 3-POINTERS

**Made 5 3-pointers in a game:** Immanuel Quickley (5) vs. Alabama, 1/11/20  
**Made 6 3-pointers in a game:** Keldon Johnson (6) vs. Utah, 12/15/18  
**Made 7 3-pointers in a game:** Wenyen Gabriel (7) vs. Ala-

bama, 3/10/18  
**Made 8 3-pointers in a game:** Malik Monk (8) vs. North Carolina, 12/17/16  
**Made 9 3-pointers in a game:** Jodie Meeks (10) at Tennessee, 1/13/09  
**Made 10 3-pointers in a game:** Jodie Meeks (10) at Tennessee, 1/13/09  
**Made 11 3-pointers in a game:** Never  
**Attempted 10 3-pointers in a game:** Malik Monk (11) vs. Georgia, 1/31/17  
**Attempted 15 3-pointers in a game:** Jodie Meeks (15) at Tennessee, 1/13/09  
**Attempted 16 3-pointers in a game:** Derrick Miller (16) vs. LSU 2/15/90  
**Attempted 17 3-pointers in a game:** Derrick Miller (19) vs. Kansas 12/6/89  
**Attempted 18 3-pointers in a game:** Derrick Miller (19) vs. Kansas 12/6/89  
**Attempted 19 3-pointers in a game:** Derrick Miller (19) vs. Kansas 12/6/89  
**Attempted 20 3-pointers in a game:** Never  
**Made a 3-pointer in 10 straight games:** Immanuel Quickley (10), 3/29/19-12/14/19  
**Made a 3-pointer in 15 straight games:** Jamal Murray (36), 11/13/15 - 3/19/16, Derek Willis (17), 1/12/16 - 3/17/16  
**Made a 3-pointer in 20 straight games:** Jamal Murray (36), 11/13/15 - 3/19/16  
**Made a 3-pointer in 30 straight games:** Jamal Murray (36), 11/13/15 - 3/19/16  
**Made two 3-pointers in 10 straight games:** Kevin Knox (11), 2/10/16 - 3/11/18  
**Made three 3-pointers in 10 straight games:** Gerald Fitch (20) 1/14/03 - 3/23/03  
**Made three 3-pointers in 15 straight games:** Gerald Fitch (20) 1/14/03 - 3/23/03  
**Made three 3-pointers in 20 straight games:** Gerald Fitch (20) 1/14/03 - 3/23/03  
**Made three 3-pointers in 25 straight games:** Keith Bogans (29) 3/14/02 - 2/26/03

### FREE THROWS

**Made 8 FT in a game:** Nick Richards (11) at Texas Tech, 1/25/20  
**Made 9 FT in a game:** Nick Richards (11) at Texas Tech, 1/25/20  
**Made 10 FT in a game:** Nick Richards (11) at Texas Tech, 1/25/20  
**Made 11 FT in a game:** Nick Richards (11) at Texas Tech, 1/25/20  
**Made 12 FT in a game:** Ashton Hagans (12) vs. Utah Valley, 11/18/19  
**Made 13 FT in a game:** Keldon Johnson (13) vs. Tennessee State, 11/23/18  
**Made 14 FT in a game:** Tyler Ulis (14) at Arkansas, 1/21/16  
**Made 15 FT in a game:** Rodrick Rhodes (16) vs. Ole Miss, 1/18/95  
**Made 16 FT in a game:** Rodrick Rhodes (16) vs. Ole Miss, 1/18/95  
**Made 17 FT in a game:** Dwight Anderson (18) vs. Mississippi State, 2/12/79  
**Made 18 FT in a game:** Dwight Anderson (18) vs. Mississippi State, 2/12/79  
**Made 18 FT in a game:** Never  
**Attempted 10 FT in a game:** Nick Richards (14) at Texas Tech, 1/25/20  
**Attempted 15 FT in a game:** Keldon Johnson (18), vs. Tennessee State, 11/23/18  
**Attempted 20 FT in a game:** PJ Washington (20) vs. Kansas State, 3/22/18  
**Attempted 25 FT in a game:** Never  
**Made 20 Straight FT:** Immanuel Quickley (24), 11/24/19 - 1/7/20; Nate Sestina (21), 11/8/19 - 1/7/20  
**Made 30 Straight FT:** Tyler Herro (38), 2/16/19 - 3/29/19

### REBOUNDS

**15 Rebs:** Nick Richards (15) vs. Arkansas, 2/26/19  
**16 Rebs:** Keldon Johnson (17) vs. Auburn, 2/23/19  
**17 Rebs:** Keldon Johnson (17) vs. Auburn, 2/23/19  
**18 Rebs:** PJ Washington (18) vs. VMI, 11/18/18  
**19 Rebs:** Nick Richards (19) vs. Southern Illinois, 11/9/18  
**20 Rebs:** Jared Prickett (20) vs. Arkansas, 2/9/94  
**25 Rebs:** Mike Phillips (28) vs. Tennessee, 1/10/76  
**30 Rebs:** Cotton Nash (30) vs. Ole Miss, 2/8/64  
**34 Rebs:** Bob Burrow (34) vs. Temple, 12/10/55  
**35 Rebs:** Never  
**10+ Rebs in three consecutive games:** PJ Washington (3), 12/26/19 - 2/2/19  
**10+ Rebs in four consecutive games:** Julius Randle (4),



# THE LAST TIME UK ...

3/21/14 - 3/30/14  
**10+ Rebs in five consecutive games:** Julius Randle (10), 2/12/14 - 3/15/14  
**10+ Rebs in six consecutive games:** Julius Randle (10), 2/12/14 - 3/15/14  
**10+ Rebs in seven consecutive games:** Julius Randle (10), 2/12/14 - 3/15/14  
**10+ rebs in eight consecutive games:** Julius Randle (10), 2/12/14 - 3/15/14  
**10+ rebs in nine consecutive games:** Julius Randle (10), 2/12/14 - 3/15/14  
**10+ rebs in 10 consecutive games:** Julius Randle (10), 2/12/14 - 3/15/14  
**Two players had 10 rebounds:** Nate Sestina (12), Nick Richards (10) vs. Utah Valley, 11/18/19  
**Three players had 10 rebounds:** PJ Washington (13), Reid Travis (12), Keldon Johnson (10) vs. Kansas, 1/26/19

## ASSISTS

**6 assists:** Ashton Hagans (7) at Texas Tech, 1/25/20  
**7 assists:** Ashton Hagans (7) at Texas Tech, 1/25/20  
**8 assists:** Ashton Hagans (9) vs. Georgia, 1/21/20  
**9 assists:** Ashton Hagans (9) vs. Georgia, 1/21/20  
**10 assists:** Ashton Hagans (11) vs. Fairleigh Dickinson, 12/7/19  
**11 assists:** Ashton Hagans (11) vs. Fairleigh Dickinson, 12/7/19  
**12 assists:** Ashton Hagans (12) vs. UAB, 11/29/19  
**13 assists:** Tyler Ulis (14) vs. LSU, 3/5/16  
**14 assists:** Tyler Ulis (14) vs. LSU, 3/5/16  
**15 assists:** John Wall (16) vs. Hartford, 12/29/09  
**16 assists:** John Wall (16) vs. Hartford, 12/29/09  
**16 assists:** Never  
**5+ assists in four consecutive games:** Ashton Hagans (16), 11/18/19 - current  
**8+ assists in two consecutive games:** Ashton Hagans (3), 12/18/19 - 12/28/19

## BLOCKS

**4 blocks:** Nick Richards (4) at Texas Tech, 1/25/20  
**5 blocks:** Nick Richards (5) vs. Alabama, 1/11/20  
**6 blocks:** Nick Richards (7) vs. Lamar, 11/24/19  
**7 blocks:** Nick Richards (7) vs. Lamar, 11/24/19  
**8 blocks:** Willie Cauley-Stein (9) vs. Boise State, 12/10/13  
**9 blocks:** Willie Cauley-Stein (9) vs. Boise State, 12/10/13  
**10 blocks:** Nerlens Noel (12) at Ole Miss, 1/29/13  
**11 blocks:** Nerlens Noel (12) at Ole Miss, 1/29/13  
**12 blocks:** Nerlens Noel (12) at Ole Miss, 1/29/13  
**13 blocks:** Never

## STEALS

**4 steals:** Ashton Hagans (4) vs. Georgia, 1/21/20  
**5 steals:** Ashton Hagans (5) vs. Texas A&M, 1/8/19  
**6 steals:** Ashton Hagans (8) vs. North Carolina, 12/22/18  
**7 steals:** Ashton Hagans (8) vs. North Carolina, 12/22/18  
**8 steals:** Ashton Hagans (8) vs. North Carolina, 12/22/18  
**9 steals:** Never  
**3+ steals in five consecutive games:** Ashton Hagans (7) 12/22/18 - 1/19/19  
**3+ steals in 10 consecutive games:** Never

## MINUTES

**Played every minute:** Immanuel Quickley (40) at Arkansas, 1/18/20  
**Played 40+ minutes:** Immanuel Quickley (42), Ashton Hagans (42) at Texas Tech, 1/25/20  
**Played more than 50 minutes:** Patrick Patterson (50) vs. Vanderbilt, 1/12/08

## FOULS

**Fouled out:** Nate Sestina at Texas Tech, 1/25/20  
**Two players fouled out:** Ashton Hagans, EJ Montgomery at Arkansas, 1/18/20  
**Three players fouled out:** Hamidou Diallo, Wenyen Gabriel, Nick Richards at South Carolina, 1/16/18  
**Four players fouled out:** Skal Labissiere, Marcus Lee, Alex Poythress, Derek Willis at Kansas, 1/30/16  
**Technical foul:** John Calipari (2) at Arkansas, 1/18/20

## TEAM

### WINS/LOSSES

**Won 10 straight games:** 10, 1/8/19 - 2/9/19  
**Won 20 straight games:** 38, 11/14/14 - 3/28/15  
**Won 30 straight games:** 38, 11/14/14 - 3/28/15  
**Won 40 straight games:** Never  
**Lost consecutive games:** 2, 12/18/19 - 12/21/19  
**Lost three straight games:** 4, 2/3/18 - 2/14/18  
**Lost four straight games:** 4, 2/3/18 - 2/14/18

**Lost five straight games:** 5, 12/23/89 - 1/6/90  
**Lost 10 straight games:** Never

## STARTS

**Started four freshmen:** EJ Montgomery, Keldon Johnson, Ashton Hagans, Tyler Herro vs. Auburn, 3/31/19  
**Started five freshmen:** Hamidou Diallo, Shai Gilgeous-Alexander, Kevin Knox, Nick Richards, PJ Washington vs. Kansas State, 3/22/18

## SCORING

**Scored 90 or more points:** 91 vs. Eastern Kentucky, 11/8/19 (W, 91-49)  
**Scored 90 or more points (SEC game):** 96 vs. Ole Miss, 2/28/18 (W, 96-78)  
**Scored 100 or more points:** 107 vs. UIC, 11/26/17 (W, 107-73)  
**Scored 100 or more points (SEC game):** 100 vs. Texas A&M, 1/3/17 (W, 100-58)  
**Scored 110 or more points:** 115 vs. Arizona State, 11/28/16 (W, 115-69)  
**Scored 110 or more points (SEC game):** 110 vs. Auburn, 2/21/15 (W, 110-75)  
**Scored 120 or more points:** 120 vs. Vanderbilt, 2/7/96 (W, 120-81)  
**Scored 120 or more points (SEC game):** 120 vs. Vanderbilt, 2/7/96 (W, 120-81)  
**Scored 130 or more points:** 143 vs. Georgia, 2/27/56 (W, 143-66)  
**Scored 140 or more points:** 143 vs. Georgia, 2/27/56 (W, 143-66)  
**Scored 150 or more points:** Never  
**Scored less than 50 points:** 48 vs. Vanderbilt, 3/15/13 (L, 64-48)  
**Scored 100 points in two consecutive games:** vs. Cleveland State (11/23/16), vs. UT Martin (11/25/16), vs. Arizona State (11/28/16)  
**Scored 100 Points in three consecutive games:** vs. Cleveland State (11/23/16), vs. UT Martin (11/25/16), vs. Arizona State (11/28/16)  
**Scored 100 points in consecutive SEC games:** 2/27/56-3/3/56

## SHOOTING PERCENTAGES

**Shot 70% from the field:** .722 vs. Mississippi St., 2/15/86  
**Shot 65% from the field:** .667 vs. UIC, 11/26/17  
**Shot 30% or less from the field:** .281 at Texas A&M (1/10/15)  
**Allowed 50% shooting:** .500 vs. Ohio State, 12/21/19  
**Allowed 60% shooting:** .640 by Florida, 3/4/07  
**Allowed 30% or less shooting:** .250 by ECU, 11/8/19 (16-64)  
**Allowed 20% or less shooting:** .197 by Montana State, 11/23/14 (12-61)

## FREE THROWS

**Shot 90% or better from FT line:** 90.0 (27-30) vs. Missouri, 1/4/20  
**Shot 100% from FT Line:** 11-11 vs. Florida, 2/7/12  
**Shot 50% or less from FT line:** 400 (10-20) at Georgia, 1/7/20  
**Attempted 40 FT:** vs. Tennessee State (41), 11/23/18  
**Attempted five or less FT:** vs. South Carolina (4) 1/21/06  
**Made 30 FT:** 31 vs. Utah Valley, 11/18/19 (31-34)

## 3-POINTERS

**Hit 0 3-pointers:** 0 vs. Davidson, 3/15/18 (0-6)  
**Hit 10 3-pointers:** 10 vs. Lamar, 11/24/19 (10-22)  
**Hit 11 3-pointers:** 11 vs. Auburn, 2/23/19 (11-24)  
**Hit 12 3-pointers:** 12 vs. Utah, 12/15/18 (12-21)  
**Hit 13 3-pointers:** 13 vs. Texas A&M, 1/3/17 (13-25)  
**Hit 14 3-pointers:** 15 vs. Georgia, 3/1/12 (15-27)  
**Hit 15 3-pointers:** 15 vs. Georgia, 3/1/12 (15-27)  
**Hit 16 3-pointers:** 16 vs. UNC-Asheville, 12/23/96 (16-33)  
**Hit 17 3-pointers:** 20 vs. LSU, 3/4/95 (20-35)  
**Hit 18 3-pointers:** 20 vs. LSU, 3/4/95 (20-35)  
**Hit 19 3-pointers:** 20 vs. LSU, 3/4/95 (20-35)  
**Hit 20 3-pointers:** 20 vs. LSU, 3/4/95 (20-35)  
**Hit 21 3-pointers:** 21 vs. North Carolina, 12/27/89 (21-48)  
**Hit 22 3-pointers:** Never

## SCORING MARGINS

**Won game by 50 points or more:** 58 vs. Montana State (W, 86-28) 11/23/14  
**Won game by 60 points or more:** 62 vs. Vanderbilt (W, 106-44) 3/5/03  
**Won game by 70 points or more:** 74 vs. Tennessee-Martin (W, 124-50) 11/26/94  
**Lost game by 30 points or more:** 34 vs. Duke (L, 118-84) 11/6/18  
**Lost game by 40 points or more:** 41 at Vanderbilt (L, 93-52) 2/12/08  
**Lost game by 50 points or more:** 55 at Kansas (L, 150-95)

12/9/89  
**Lost game by 60 points or more:** 70 vs. Central (L, 87-17) 1/28/1910  
**Lost game by 70 points or more:** 70 vs. Central (L, 87-17) 1/28/1910  
**Game decided by one point:** vs. Seton Hall, 12/8/18 (L, 84-83 OT)  
**Game decided by two points:** at Texas Tech, 1/25/20 (W, 78-76 OT)  
**Game decided by three points:** vs. Utah, 12/18/19 (L, 69-66)  
**Two consecutive games decided by one point:** vs. North Carolina (W, 73-72) 12/3/11 and at Indiana (L, 73-72) 12/10/11  
**Three consecutive games decided by one point:** Never  
**Two consecutive games decided by two points:** at Ole Miss (L, 71-69) 2/1/11 and Florida (L, 70-68) 2/5/11

**Came back from 10-point deficit for win:** W, 70-66 vs. Arkansas (2/26/19); Trailed by 15 at 45-30 (18:22 in 2nd)  
**Came back from 11-point deficit for win:** W, 70-66 vs. Arkansas (2/26/19); Trailed by 15 at 45-30 (18:22 in 2nd)  
**Came back from 12-point deficit for win:** W, 70-66 vs. Arkansas (2/26/19); Trailed by 15 at 45-30 (18:22 in 2nd)  
**Came back from 13-point deficit for win:** W, 70-66 vs. Arkansas (2/26/19); Trailed by 15 at 45-30 (18:22 in 2nd)  
**Came back from 14-point deficit for win:** W, 70-66 vs. Arkansas (2/26/19); Trailed by 15 at 45-30 (18:22 in 2nd)  
**Came back from 15-point deficit for win:** W, 70-66 vs. Arkansas (2/26/19); Trailed by 15 at 45-30 (18:22 in 2nd)  
**Came back from 16-point deficit for win:** W, 83-76 at West Virginia (1/27/18); Trailed by 17 at 40-23 (18:57 in 2nd))  
**Came back from 17-point deficit for win:** W, 83-76 at West Virginia (1/27/18); Trailed by 17 at 40-23 (18:57 in 2nd)  
**Came back from 18-point deficit for win:** W, 73-67 vs. Vanderbilt (2/28/17); Trailed by 19 at 25-6 (8:03 in 1st)  
**Came back from 19-point deficit for win:** W, 73-67 vs. Vanderbilt (2/28/17); Trailed by 19 at 25-6 (8:03 in 1st)  
**Came back from 20-point deficit for win:** W, 82-79 at Vanderbilt (2/22/97); Trailed by 22 at 40-18 (3:51 in 1st)  
**Came back from 30-point deficit for win:** W, 99-95 at LSU (2/15/94); Trailed by 31 at 68-37 (15:34 in 2nd)  
**Came back from 31-point deficit for win:** W, 99-95 at LSU (2/15/94); Trailed by 31 at 68-37 (15:34 in 2nd)

## REBOUNDS

**Pulled down 50 rebounds:** 54 (12-42) vs. ECU, 11/8/19  
**Pulled down 55 rebounds:** 59 (20-39) vs. Arizona State, 11/28/16  
**Pulled down 60 rebounds:** 62 (19-43) vs. Morehead State, 12/16/96

## OVERTIME GAMES

**Played an overtime game:** at Texas Tech, 1/25/20 (W, 76-74 OT)  
**Won an overtime game:** at Texas Tech, 1/25/20 (W, 76-74 OT)  
**Lost an overtime game:** vs. Auburn, 3/31/19 (L, 77-71 OT)  
**Played an SEC overtime game:** vs. Vanderbilt, 1/30/18 (W, 83-81 OT)  
**Won an SEC overtime game:** vs. Vanderbilt, 1/30/18 (W, 83-81 OT)  
**Lost an SEC overtime game:** at Texas A&M, 2/20/16 (L, 79-77 OT)  
**Played an overtime game in SEC Tournament:** vs. Texas A&M, 3/13/16 (W, 82-77 OT)  
**Won an overtime game in SEC Tournament:** vs. Texas A&M, 3/13/16 (W, 82-77 OT)  
**Played an overtime game in NCAA Tournament:** vs. Auburn, 3/31/19 (L, 77-71 OT)  
**Won an overtime game in NCAA Tournament:** vs. St. Bonaventure, 3/16/00 (W, 85-80 2OT)  
**Lost an overtime game in NCAA Tournament:** vs. Auburn, 3/31/19 (L, 77-71 OT)  
**Played two overtimes:** at Texas A&M, 1/10/15 (W, 70-64 2ot)  
**Played three overtimes:** vs. Temple 12/7/57 (W, 85-83)  
**Played four overtimes:** Never played four overtime game  
**Played consecutive games that went to overtime:** 1/6/15 vs. Ole Miss (W, 89-86) and 1/10/15 at Texas A&M (70-64)



# THE LAST TIME A UK OPPONENT ...

## INDIVIDUALS

### SCORING

**Scored 25 points:** Jermaine Cousinard (26), South Carolina, 1/15/20  
**Scored 30 points:** Bubba Parham (35), VMI, 11/21/18  
**Scored 35 Points:** Bubba Parham (35), VMI, 11/21/18  
**Scored 40 points:** Elston Turner (40), Texas A&M, 1/12/13  
**Scored 45 points:** David Robinson (45), Navy, 1/25/87  
**Scored 50 points:** Austin Carr (50), Notre Dame, 12/29/79  
**Scored 60 points:** Pete Maravich (64), LSU, 2/21/70  
**Scored 65 points:** Never  
**Two players had 20 points:** Jared Harper (26), Bryce Brown (24), Auburn, 3/31/19  
**Three players had 20 points:** R.J. Barrett, Zion Williamson, Cam Reddish, Duke, 11/6/18  
**Two players had 30 points:** Ronnie Henderson (36) and Claren Ceasar (32), LSU, 2/15/94  
**Five players scored in double figures:** Alabama, 1/5/19

### FIELD GOALS

**Made 15 FG in a game:** David Robinson (17), Navy, 1/25/87  
**Made 16 FG in a game:** David Robinson (17), Navy, 1/25/87  
**Made 17 FG in a game:** David Robinson (17), Navy, 1/25/87  
**Made 18 FG in a game:** Steve Downing (19), Indiana, 12/11/71  
**Made 19 FG in a game:** Steve Downing (19), Indiana, 12/11/71  
**Made 20 FG in a game:** Johnny Neumann (20), Ole Miss, 1/2/71  
**Made 21 FG in a game:** Austin Carr (21), Notre Dame, 12/29/70  
**Made 22 FG in a game:** Austin Carr (22), Notre Dame, 3/12/70  
**Made 23 FG in a game:** Pete Maravich (23), LSU, 2/21/70  
**Made 24 FG in a game:** Never  
**Attempted 17 FG in a game:** Jermaine Cousinard (22), South Carolina, 1/15/20  
**Attempted 18 FG in a game:** Jermaine Cousinard (22), South Carolina, 1/15/20  
**Attempted 19 FG in a game:** Jermaine Cousinard (22), South Carolina, 1/15/20  
**Attempted 20 FG in a game:** Jermaine Cousinard (22), South Carolina, 1/15/20  
**Attempted 25 FG in a game:** R.J. Barrett (26), Duke, 11/6/18  
**Attempted 30 FG in a game:** Freeman Williams (40), Portland State, 12/16/17  
**Attempted 35 FG in a game:** Freeman Williams (40), Portland State, 12/16/17  
**Attempted 40 FG in a game:** Freeman Williams (40), Portland State, 12/16/17  
**Attempted 45 FG in a game:** Johnny Neumann (50), Ole Miss, 1/2/71  
**Attempted 50 FG in a game:** Johnny Neumann (50), Ole Miss, 1/2/71  
**Attempted 53 FG in a game:** Pete Maravich (53), LSU, 2/22/69  
**Attempted 54 FG in a game:** Never

### 3-POINTERS

**Made 5 3-pointers in a game:** Davion Bust (5), Lamar, 11/24/19  
**Made 6 3-pointers in a game:** Armoni Brooks (6), Houston, 3/29/19  
**Made 7 3-pointers in a game:** Bubba Parham (10), VMI, 11/18/18  
**Made 8 3-pointers in a game:** Bubba Parham (10), VMI, 11/18/18  
**Made 9 3-pointers in a game:** Bubba Parham (10), VMI, 11/18/18  
**Made 10 3-pointers in a game:** Bubba Parham (10), VMI, 11/18/18  
**Made 11 3-pointers in a game:** Corey Allmond (11), Sam Houston State, 11/19/2009  
**Made 12 3-pointers in a game:** Never  
**Attempted 10 3-pointers in a game:** Isaiah Joe (11), Arkansas, 1/18/20  
**Attempted 15 3-pointers in a game:** Bubba Parham (16), VMI, 11/18/18  
**Attempted 16 3-pointers in a game:** Bubba Parham (16), VMI, 11/18/18  
**Attempted 17 3-pointers in a game:** Chris Jackson (17), LSU, 2/15/90  
**Attempted 18 3-pointers in a game:** Jeff Boschee (18), Kansas, 3/14/99  
**Attempted 19 3-pointers in a game:** Never

### FREE THROWS

**Made 10 FT in a game:** Cassius Winston (10), Michigan State, 11/5/19  
**Made 11 FT in a game:** Jared Harper (11), Auburn, 3/31/19  
**Made 12 FT in a game:** J.J. Frazier (12), Georgia, 2/18/17

**Made 13 FT in a game:** Sindarius Thornwell (14), South Carolina, 1/21/17  
**Made 14 FT in a game:** Sindarius Thornwell (14), South Carolina, 1/21/17  
**Made 15 FT in a game:** Brenton Williams (15), South Carolina, 3/1/14  
**Made 16 FT in a game:** Dan Cross (16), Florida, 2/18/95  
**Made 17 FT in a game:** John Mengelt (17), Auburn, 3/2/70  
**Made 18 FT in a game:** Pete Maravich (18), LSU, 2/21/70  
**Made 19 FT in a game:** Never  
**Attempted 15 FT in a game:** J.J. Frazier (15), Georgia, 2/18/17  
**Attempted 20 FT in a game:** Harding McCaleb (25), Louisville, 2/22/16  
**Attempted 25 FT in a game:** Harding McCaleb (25), Louisville, 2/22/16  
**Attempted 26 FT in a game:** Never

### REBOUNDS

**15 Rebs:** Dedric Lawson (15), Kansas, 1/26/19  
**16 Rebs:** Kennedy Meeks (17), North Carolina, 3/26/17  
**17 Rebs:** Kennedy Meeks (17), North Carolina, 3/26/17  
**18 Rebs:** Sean May (19), North Carolina, 12/4/04  
**19 Rebs:** Sean May (19), North Carolina, 12/4/04  
**20 Rebs:** Andrew DeClercq (20), Florida, 1/18/94  
**25 Rebs:** Leon Douglas (25), Alabama, 1/20/75  
**30 Rebs:** Kenneth Stanley (30), USC, 12/4/61  
**31 Rebs:** Never  
**Two players had 10 rebounds:** Desean Murray (11) and Anfernee McLemore (11), Auburn, 2/4/18  
**Three players had 10 rebounds:** Craig Victor II (12), Tim Quarterman (10), Ben Simmons (10), LSU, 1/5/16

### ASSISTS

**10 assists:** Tonny Trocha-Morelos (10), Texas A&M, 3/4/2017  
**11 assists:** Dwyane Wade (11), Marquette, 3/29/03  
**12 assists:** Edgar Padilla (12), UMass, 3/30/96  
**13 assists:** Billy McCaffrey (14), Vanderbilt, 1/13/93  
**14 assists:** Billy McCaffrey (14), Vanderbilt, 1/13/93  
**15 assists:** Eric Richardson (15), Alabama, 2/4/84  
**16 assists:** Never

### BLOCKS

**5 blocks:** Akolda Manyang (5), Utah Valley, 11/10/17  
**6 blocks:** Sagaba Konate (7), West Virginia, 1/27/18  
**7 blocks:** Sagaba Konate (7), West Virginia, 1/27/18  
**8 blocks:** Jarvis Varnado (10), Mississippi State, 1/15/08  
**9 blocks:** Jarvis Varnado (10), Mississippi State, 1/15/08  
**10 blocks:** Jarvis Varnado (10), Mississippi State, 1/15/08  
**11 blocks:** Samaki Walker (11), Louisville, 1/1/95  
**12 blocks:** Never

### STEALS

**5 steals:** Ben Simmons (7), LSU, 3/5/16  
**6 steals:** Ben Simmons (7), LSU, 3/5/16  
**7 steals:** Ben Simmons (7), LSU, 3/5/16  
**8 steals:** Never

## TEAM

### SCORING

**Scored 90 or more points:** 118, Duke, 11/6/18 (L, 118-84)  
**Scored 90 or more points (SEC game):** 90, Georgia, 3/4/09 (L, 90-85)  
**Scored 100 or more points:** 118, Duke, 11/6/18 (L, 118-84)  
**Scored 100 or more points (SEC game):** 101, Arkansas, 2/10/93 (L, 101-94)  
**Scored 110 or more points:** 118, Duke, 11/6/18 (L, 118-84)  
**Scored 110 or more points (SEC game):** 110, Vanderbilt, 3/4/67 (L, 110-94)  
**Scored 120 or more points:** 121, North Carolina, 12/27/89 (L, 121-110)  
**Scored 120 or more points (SEC game):** Never  
**Scored 130 or more points:** 150, Kansas, 12/9/89 (L, 150-95)  
**Scored 140 or more points:** 150, Kansas, 12/9/89 (L, 150-95)  
**Scored 150 or more points:** 150, Kansas, 12/9/89 (L, 150-95)  
**Scored 160 or more points:** Never  
**Scored less than 50 points:** 49, Eastern Kentucky, 11/8/19 (W, 91-49)  
**Scored less than 50 points (SEC game):** 48, South Carolina, 2/5/19 (W, 76-48)  
**Scored less than 40 points:** 39, West Virginia, 3/26/15 (W, 78-39)  
**Scored less than 40 points (SEC game):** 37, Missouri, 1/13/15 (W, 86-37)  
**Scored less than 30 points:** 28, Montana State, 11/23/14 (W, 86-28)  
**Scored less than 30 points (SEC game):** 26, Georgia Tech,

1/28/46 (W, 86-37)  
**Scored less than 20 points:** 18, Western Ontario, 12/10/49 (W, 90-21)  
**Scored less than 20 points (SEC game):** 18, Alabama, 2/10/40 (W, 46-18)  
**Scored less than 10 points:** 9, Tulane, 12/21/34 (W, 39-9)  
**Scored less than 10 points (SEC game):** Never  
**Scored less than 5 points:** Never

### SHOOTING PERCENTAGES

**Shot 70% from the field:** Never  
**Shot 60% from the field:** .640, Florida, 3/4/07  
**Shot 50% from the field:** .500, Ohio State, 12/21/19  
**Shot 30% or less from the field:** .250, Eastern Kentucky, 11/8/19 (16-64)  
**Shot 20% or less from the field:** .197, Montana State, 11/23/14 (12-61)  
**Shot 10% or less from the field:** Never (shooting percentages not recorded prior to 1947)

### 3-Pointers

**Made 10 or more 3-pointers:** 11, Utah Valley, 11/18/19  
**Made 15 or more 3-pointers:** 19, VMI, 11/18/18  
**Made 20 or more 3-pointers:** Never  
**Made zero 3-pointers:** 0, Auburn, 1/19/13 (0-15)  
**Attempted 30 or more 3-pointers:** 31, Utah Valley, 11/18/19

### FREE THROWS

**Shot 90% or better from FT line:** 92.3 (12-13), Evansville, 11/12/19  
**Shot 100% from FT Line:** 5-5, VMI, 11/18/18  
**Shot 50% or less from FT line:** .450 (9-20), Louisville, 12/28/19  
**Attempted 40 FT:** 47, Kansas, 1/30/16 (30-47)  
**Attempted five or less FT:** 5, UAB, 11/29/19 (2-5)  
**Made 30 FT:** 30, Tennessee, 2/2/16 (30-34)

### REBOUNDS

**Pulled down 50 rebounds:** 54 (17-37), Florida, 2/4/17  
**Pulled down 20 offensive rebounds:** 20, South Carolina, 1/15/20





# RUPP ARENA AT CENTRAL BANK CENTER

## Year-by-Year Records

Season	W-L	Percetange
2019-20	11-1	.917
2018-19	17-1	.944
2017-18	16-2	.889
2016-17	15-2	.882
2015-16	17-0	1.000
2014-15	19-0	1.000
2013-14	16-2	.889
2012-13	16-2	.889
2011-12	18-0	1.000
2010-11	15-0	1.000
2009-10	18-0	1.000
2008-09	12-6	.667
2007-08	14-4	.778
2006-07	14-2	.875
2005-06	10-5	.667
2004-05	14-1	.933
2003-04	11-2	.846
2002-03	12-1	.923
2001-02	12-3	.800
2000-01	11-1	.917
1999-2000	14-0	1.000
1998-99	12-1	.923
1997-98	9-3	.750
1996-97	12-1	.923
1995-96	13-0	1.000
1994-95	12-1	.923
1993-94	13-1	.929
1992-93	16-0	1.000
1991-92	15-2	.882
1990-91	13-0	1.000
1989-90	13-2	.867
1988-89	8-6	.571
1987-88	14-2	.875
1986-87	13-2	.867
1985-86	18-0	1.000
1984-85	11-3	.786
1983-84	16-0	1.000
1982-83	14-1	.933
1981-82	15-1	.938
1980-81	15-0	1.000
1979-80	12-3	.800
1978-79	11-4	.733
1977-78	16-0	1.000
1976-77	12-2	.857
<b>Total</b>	<b>605-70</b>	<b>.896</b>

## Top 10 Attendances of 19-20

No.	Att.	Opp.	Date	Result
1.	20,437	Louisville	12/28/19	W, 78-70
2.	20,407	Alabama	1/11/20	W, 76-67
3.	20,396	Missouri	1/4/20	W, 71-59
4.	20,401	UAB	11/29/19	W, 69-58
5.	20,351	MSM	11/22/19	W, 82-62
6.	20,163	EKU	11/8/19	W, 91-49
7.	20,135	Georgia	1/22/20	W, 89-79
8.	20,111	Georgia Tech	12/14/19	W, 67-53
9.	20,048	Lamar	11/22/19	W, 81-56
10.	19,101	Evansville	11/12/19	L, 67-64

## Rupp Arena Quick Facts

<b>Year Opened:</b>	1976
<b>First Game:</b>	Nov. 27, 1976
<b>All-Time Record:</b>	605-70 (.89.6)
<b>Record Under Calipari:</b>	178-10 (.94.7)
<b>Capacity:</b>	20,500
<b>Record Crowd:</b>	24,479 (1/20/10)
<b>Longest Win Streak:</b>	54 (11/9/10-12/1/12)
<b>Current Win Streak:</b>	10

## Cats Rock at Rupp

The Wildcats are 605-70 (.896) in Rupp Arena. Among the most notable marks of dominance as the nation's toughest venue to play include:

- School record 54-game winning streak to begin the John Calipari era
- UK is 324-41 (.888) in regular-season SEC games in the building
- Kentucky set a new program home record of 19 wins in 2014-15
- UK has gone undefeated at home in five of Calipari's 11 seasons
- The Wildcats have a perfect mark in 13 of Rupp Arena's 44 seasons

## UK Reaches 600 Wins at Rupp in Record Time

With a victory over Fairleigh Dickinson on Dec. 7, 2019 Kentucky reached the 600-win mark at Rupp Arena faster than any other program in NCAA Division I level history. UK needed just 670 games to reach win No. 600 in Rupp Arena.

It took UCLA, which previously owned the fastest pace to 600 wins, 689 games in Pauley Pavilion. Only one other team, Kansas, achieved win No. 600 in fewer than 700 games at its home venue. The Jayhawks reached the significant win in their 699th game.

## Cal Owns Longest Win Streaks in Rupp

With UK's 2011-12 season-opening victory over Marist, UK head coach John Calipari recorded his 34th consecutive win in Rupp Arena as UK's head coach. It broke former UK head coach Rick Pitino's longest streak of 33 games in the venue.

The winning streak reached as long as 54 games. Calipari didn't suffer his first loss in Rupp Arena until losing to Baylor in his fourth season. The 54-game run, however, was his longest career winning streak. He also had the second-longest streak in the arena as the Cats won 42 straight from March 4, 2014 to Nov. 25, 2016.

## Pack the House

Kentucky has led the nation in average home attendance in 20 of the last 24 seasons. That number includes a Rupp Arena record of 24,110 in John Calipari's first season (2009-10) as head coach.

- Kentucky averaged 21,695 fans during the 2018-19 season
- UK averaged 23,000-plus fans in seven of Calipari's first 10 seasons
- The Wildcats led the nation in average attendance in 2017-18

## New Chairbacks, Fewer Seats

After receiving a \$16 million upgrade over the 2014-15 and 2015-16 seasons that enhanced the fan experience with the likes of a new Daktronics center-hung scoreboard, ribbons boards, new corner video boards and a new audio system, Rupp Arena is undergoing an additional transformation as a part of UK's new leasing agreement with the Lexington Center.

Chair-back seating in the upper-level sideline was installed in sections 211-217 and 228-234 for the 2019-20 season. Club areas will be available to season ticket holders starting with the 2020-21 season.

The new seating reduced Rupp Arena's capacity to 20,500.

## The Top-Ranked Team at Home

Kentucky has lost just four times at home as the Associated Press top-ranked team in the history of the program and just three times in Rupp Arena. Prior to the losses to Evansville (Nov. 12) and UCLA (Dec. 3, 2016), both by three, the other two losses came by just one point.

The Wildcats are 54-3 all-time as the AP No. 1 team in Rupp Arena since its opening in 1976. The first loss was to Auburn, 53-52, on Jan. 9, 1988.

## Coach Cal in Rupp Arena

It's been downright difficult to beat the Wildcats in Rupp Arena during the John Calipari era. UK is 178-10 (.947) in Rupp Arena under Calipari.

- UK is 21-5 (.840) vs. ranked opponents in Rupp in the Calipari era
- The Wildcats are 157-5 (.969) vs. unranked teams in Rupp under Cal
- UK is 94-4 (.960) at home vs. nonconference foes under Calipari
- Calipari notched his 100th career win in Rupp Arena as UK's coach with the Wildcats' 110-75 rout of Auburn on Feb. 21, 2014. It took Calipari just 104 games to reach the century mark at home, the fastest of any UK coach

## Cal Passes Hall for Rupp Record

With a 101-70 victory over Cleveland State on Nov. 23, 2016, John Calipari passed former UK head coach Joe B. Hall for victories in Rupp Arena history.

Calipari currently has 178 wins inside the historic venue. Hall won 122.

## 2019-20 Opponent Breakdown

### Eastern Kentucky (Nov. 8)

All-time games in Rupp Arena: 11  
UK record in Rupp vs. ECU: 11-0  
Last time in Rupp Arena: UK, 91-49 (11/8/19)

### Evansville (Nov. 12)

All-time games in Rupp Arena: 1  
UK record in Rupp vs. UE: 0-1  
Last time in Rupp Arena: UE, 67-64 (11/12/19)

### Utah Valley (Nov. 18)

All-time games in Rupp Arena: 2  
UK record in Rupp vs. UV: 2-0  
Last time in Rupp Arena: UK, 82-74 (11/18/19)

### Mount St. Mary's (Nov. 22)

All-time games in Rupp Arena: 1  
UK record in Rupp vs. MSM: 1-0  
Last time in Rupp Arena: UK, 82-62 (11/22/19)

### Lamar (Nov. 24)

All-time games in Rupp Arena: 4  
UK record in Rupp vs. LU: 4-0  
Last time in Rupp Arena: UK, 81-56 (11/24/19)

### UAB (Nov. 29)

All-time games in Rupp Arena: 2  
UK record in Rupp vs. UAB: 2-0  
Last time in Rupp Arena: UK, 69-58 (11/29/19)

### Fairleigh Dickinson (Dec. 7)

All-time games in Rupp Arena: 1  
UK record in Rupp vs. FDU: 1-0  
Last time in Rupp Arena: UK, 83-52 (12/7/19)

### Georgia Tech (Dec. 14)

All-time games in Rupp Arena: 4  
UK record in Rupp vs. GT: 4-0  
Last time in Rupp Arena: UK, 67-53 (12/14/19)

### Louisville (Dec. 28)

All-time games in Rupp Arena: 20  
UK record in Rupp vs. UofL: 16-4  
Last time in Rupp Arena: UK, 78-70<sup>OT</sup> (12/28/19)

### Missouri (Jan. 4)

All-time games in Rupp Arena: 5  
UK record in Rupp vs. MU: 5-0  
Last time in Rupp Arena: UK, 71-59 (1/4/20)

### Alabama (Jan. 11)

All-time games in Rupp Arena: 32  
UK record in Rupp vs. UA: 27-5  
Last time in Rupp Arena: UK, 76-67 (1/11/20)

### Georgia (Jan. 21)

All-time games in Rupp Arena: 41  
UK record in Rupp vs. UGA: 37-4  
Last time in Rupp Arena: UK, 89-79 (1/21/20)

### Vanderbilt (Jan. 29)

All-time games in Rupp Arena: 41  
UK record in Rupp vs. VU: 39-2  
Last time in Rupp Arena: UK, 56-47 (1/12/19)

### Mississippi State (Feb. 4)

All-time games in Rupp Arena: 30  
UK record in Rupp vs. MSU: 28-2  
Last time in Rupp Arena: UK, 76-55 (1/22/19)

### Ole Miss (Feb. 15)

All-time games in Rupp Arena: 31  
UK record in Rupp vs. OM: 30-1  
Last time in Rupp Arena: UK, 96-78 (2/28/18)

### Florida (Feb. 22)

All-time games in Rupp Arena: 43  
UK record in Rupp vs. UF: 35-8  
Last time in Rupp Arena: UK, 66-57 (3/9/19)

### Auburn (Feb. 29)

All-time games in Rupp Arena: 30  
UK record in Rupp vs. AU: 28-2  
Last time in Rupp Arena: UK, 80-53 (2/23/19)

### Tennessee (March 3)

All-time games in Rupp Arena: 43  
UK record in Rupp vs. UT: 38-5  
Last time in Rupp Arena: UK, 86-69 (2/16/19)



**UK vs. AP Ranked Foes Under Cal****In John Calipari Era (2009-Present)  
62-32**

at No. 18 Texas Tech	Jan. 25, 2020	W, 78-76 <sup>OT</sup>
vs. No. 3 Louisville	Dec. 28, 2019	W, 78-70 <sup>OT</sup>
vs. No. 5 Ohio State (Las Vegas)	Dec. 21, 2019	L, 71-65
vs. No. 1 Michigan State (New York)	Nov. 5, 2019	W, 69-62
vs. No. 14 Auburn (NCAAT)	March 31, 2019	L 77-71 <sup>OT</sup>
vs. No. 11 Houston (NCAAT)	March 29, 2019	W, 62-58
vs. No. 19 Wofford (NCAAT)	March 23, 2019	W, 62-56
vs. No. 8 Tennessee (SECT)	March 16, 2019	L, 82-78
at No. 7 Tennessee	March 2, 2019	L, 71-52
vs. No. 1 Tennessee	Feb. 16, 2019	W, 86-69
vs. No. 19 LSU	Feb. 13, 2019	L, 73-71
vs. No. 9 Kansas	Jan. 26, 2019	W, 71-63
vs. No. 22 Mississippi State	Jan. 22, 2019	W, 76-55
at No. 14 Auburn	Jan. 19, 2019	W, 82-80
vs. No. 9 North Carolina (Chicago)	Dec. 22, 2018	W, 80-72
vs. No. 4 Duke (Indianapolis)	Nov. 6, 2018	L, 118-84
vs. No. 13 Tennessee (SECT)	March 11, 2018	W, 77-72
at No. 10 Auburn	Feb. 14, 2018	L, 76-66
vs. No. 15 Tennessee	Feb. 6, 2018	L, 61-59
at No. 7 West Virginia	Jan. 27, 2018	W, 83-76
at No. 23 Tennessee	Jan. 6, 2018	L, 76-65
vs. No. 4 Kansas (Chicago)	Nov. 14, 2017	L, 65-61
vs. No. 6 North Carolina (NCAAT)	March 26, 2017	L, 75-73
vs. No. 8 UCLA (NCAA)	March 24, 2017	W, 86-75
vs. No. 19 Wichita State (NCAAT)	March 19, 2017	W, 65-62
vs. No. 13 Florida	Feb. 25, 2017	W, 76-66
at No. 24 Florida	Feb. 4, 2017	L, 88-66
vs. No. 2 Kansas	Jan. 28, 2017	L, 79-73
vs. No. 24 South Carolina	Jan. 21, 2017	W, 85-69
at No. 10 Louisville	Dec. 21, 2016	L, 73-70
vs. No. 7 North Carolina (Las Vegas)	Dec. 17, 2016	W, 103-100
vs. No. 11 UCLA	Dec. 3, 2016	L, 97-92
vs. No. 13 Michigan State (New York)	Nov. 15, 2016	W, 69-48
vs. No. 14 Indiana (NCAAT)	March 19, 2016	L, 73-67
vs. No. 17 Texas A&M (SECT)	March 13, 2016	W, 82-77
at No. 4 Kansas	Jan. 30, 2016	L, 90-84
vs. No. 16 Louisville	Dec. 27, 2015	W, 75-73
vs. No. 5 Duke (Chicago)	Nov. 17, 2015	W, 74-63
vs. No. 3 Wisconsin (NCAAT)	April 4, 2015	L, 71-64
vs. No. 8 Notre Dame (NCAAT)	March 28, 2015	W, 68-66
vs. No. 20 West Virginia (NCAAT)	March 26, 2015	W, 78-39
vs. No. 21 Arkansas (SECT)	March 15, 2015	W, 78-63
vs. No. 18 Arkansas	Feb. 28, 2015	W, 84-67
at No. 4 Louisville	Dec. 27, 2014	W, 58-50
vs. No. 21 North Carolina	Dec. 13, 2014	W, 84-70
vs. No. 6 Texas	Dec. 5, 2014	W, 63-51
vs. No. 5 Kansas (Indianapolis)	Nov. 18, 2014	W, 72-40
vs. No. 18 UConn (NCAAT)	April 7, 2014	L, 60-54
vs. No. 12 Wisconsin (NCAAT)	April 5, 2014	W, 74-73
vs. No. 7 Michigan (NCAAT)	March 30, 2014	W, 75-72
vs. No. 5 Louisville (NCAAT)	March 28, 2014	W, 74-69
vs. No. 2 Wichita State (NCAAT)	March 23, 2014	W, 78-76
vs. No. 1 Florida (SECT)	March 16, 2014	L, 61-60
at No. 1 Florida	March 8, 2014	L, 84-65
vs. No. 3 Florida	Feb. 15, 2014	L, 69-59
vs. No. 4 Louisville	Dec. 28, 2013	W, 73-66
at No. 18 North Carolina	Dec. 14, 2013	L, 82-77
vs. No. 20 Baylor (Dallas)	Dec. 6, 2013	L, 67-62
vs. No. 2 Michigan St. (Chicago)	Nov. 12, 2013	L, 78-74
vs. No. 11 Florida	March 9, 2013	W, 61-57
at No. 7 Florida	Feb. 12, 2013	L, 69-52
at No. 16 Ole Miss	Jan. 29, 2013	W, 87-74
at No. 4 Louisville	Dec. 29, 2012	L, 80-77
vs. No. 9 Duke (Atlanta)	Nov. 13, 2012	L, 75-68
vs. No. 6 Kansas (NCAAT)	April 2, 2012	W, 67-59
vs. No. 17 Louisville (NCAAT)	March 31, 2012	W, 69-61
vs. No. 9 Baylor (NCAAT)	March 25, 2012	W, 82-70
vs. No. 16 Indiana (NCAAT)	March 23, 2012	W, 87-71
vs. No. 22 Florida (SECT)	March 10, 2012	W, 74-71
at No. 16 Florida	March 4, 2012	W, 74-59
vs. No. 8 Florida	Feb. 7, 2012	W, 78-58
vs. No. 4 Louisville	Dec. 31, 2011	W, 69-62
vs. No. 5 North Carolina	Dec. 3, 2011	W, 73-72
vs. No. 12 Kansas (New York)	Nov. 15, 2011	W, 75-65
vs. No. 9 UConn (NCAAT)	April 2, 2011	L, 56-55
vs. No. 7 North Carolina (NCAAT)	March 27, 2011	W, 76-69
vs. No. 1 Ohio State (NCAAT)	March 25, 2011	W, 62-60
vs. No. 22 West Virginia (NCAAT)	March 19, 2011	W, 71-63
vs. No. 12 Florida (SECT)	March 13, 2011	W, 70-54
vs. No. 21 Vanderbilt	March 1, 2011	W, 68-66
vs. No. 13 Florida	Feb. 26, 2011	W, 76-68
at No. 21 Vanderbilt	Feb. 12, 2011	L, 81-77
at No. 22 Louisville	Dec. 31, 2010	W, 78-63
vs. No. 23 Notre Dame (Louisville)	Dec. 8, 2010	W, 72-58
vs. No. 13 Washington (Maui)	Nov. 23, 2010	W, 74-67
vs. No. 6 West Virginia (NCAAT)	March 27, 2010	L, 73-66
vs. No. 15 Tennessee (SECT)	March 13, 2010	W, 74-45
at No. 19 Tennessee	Feb. 27, 2010	L, 74-65
at No. 17 Vanderbilt	Feb. 20, 2010	W, 58-56
vs. No. 12 Tennessee	Feb. 13, 2010	W, 73-62
vs. No. 25 Ole Miss	Feb. 2, 2010	W, 85-75
vs. No. 21 Vanderbilt	Jan. 30, 2010	W, 85-72
vs. No. 14 UConn (New York)	Dec. 9, 2009	W, 64-61
vs. No. 10 North Carolina	Dec. 5, 2009	W, 68-66

**Calipari's Record at UK ...**

vs. No. 1	3-2
vs. Top 3	5-6
vs. Top 5	12-11
vs. Top 10	25-20
vs. Top 15	39-24
vs. Top 20	51-29
vs. Top 25	62-32
Home	21-5
Away	8-12
Neutral	33-15
SEC Tourney	5-2
NCAA Tourney	17-7

**Second Tour: Calipari, UK Agree to New Long-Term Contract**

John Calipari, who owns more wins, more NCAA Tournament wins, more Final Four appearances, more Elite Eight berths and more Sweet 16 showings than any other coach since his arrival at Kentucky, signed a new long-term contract with the school in June that offers the opportunity to end his career in Lexington.

The new deal, with total guaranteed compensation – which includes base salary and media/endorsement payments – is valued at \$86 million over the lifetime of the contract. With a base salary of \$400,000 per season from the university, Calipari will make \$8 million in total compensation over the next two seasons with increases starting in 2021-22 (\$8.5 million per year for four seasons) and 2025-26 (\$9 million per year for four seasons).

The only incentive included in Calipari's new contract remains the performance of the men's basketball team in the Academic Progress Rate, a metric created by the NCAA to measure academic eligibility, retention and graduation. The bonus will remain unchanged at \$50,000 from the previous contract for meeting the threshold of 975. The men's basketball team has earned an NCAA award in five straight seasons for finishing among the top 10% of Division I men's basketball schools.

Calipari's new contract will no longer include a retention bonus. Beginning with the sixth contract year of the agreed upon terms, Calipari has the option to step down as the head coach and become special assistant to the athletics director/university representative. He would receive \$950,000 in annual compensation for the position.

Calipari is calling the start of his second decade at Kentucky his "second tour" after unprecedented success in his first decade. His goal is for the program to build on that success and do even bigger things on the second tour.

**A Decorated Decade**

Through 10 years at Kentucky (entering 2019-20), John Calipari's time in Lexington has been every bit as successful -- and more -- as fans hoped when he agreed to become the head coach at Kentucky back in the spring of 2009.

By just about every measure, he's the most successful coach in college basketball during the last decade. Among schools who have been to at least two Elite Eights and a Final Four since 2009-10, Calipari ranks:

- First in wins (320), through games on Jan. 25
- First in NCAA Tournament wins (31)
- Fourth in NCAA titles (one)
- First in Final Four appearances (four)
- First in Elite Eight appearances (seven)
- First in Sweet 16 appearances (eight)
- Third in regular-season conference titles (five)
- Second in league tournament titles (six)

**Calipari Named Coach of the Decade**

Underscored by more victories than any other coach or program over the last 10 seasons, more Final Four appearances, a record number of NBA Draft picks, and the 2012 national championship, John Calipari was recently named the College Basketball Coach of the Decade by Sporting News.

In a piece penned by national writer Mike DeCourcy, Sporting News credits Calipari for changing the college basketball landscape. Detailing Calipari's success – what DeCourcy described as a "college basketball revolution" – DeCourcy wrote that "no one defied the 2010s in the same way as Calipari ... nor achieved the same degree of consistent success."

In an era where kids can enter the NBA Draft at 19 years old, Calipari masterfully balanced the priority of players' long-term professional dreams with individual and team development, leading to on-court success that no other team has matched the last decade.

"I knew we were going to make the program — and I said it at the press conference — it was going to be a players-first program," Calipari told Sporting News. "We were going to make decisions based on them and their needs. And it's not just about the name on the front. It'll be about the name on the back. That's how we're going to do this."

**First-Ballot Hall of Famer**

Kentucky men's basketball coach John Calipari joined basketball's fraternity of legends in September 2015 after being elected to the Naismith Memorial Basketball Hall of Fame on the first ballot.

Calipari joined an elite group of basketball players and coaches in the Naismith Hall of Fame, considered to be one of the ultimate honors in the sport. The Class of 2015 included Calipari, Dick Bevetta, Wildcat Louie Dampier, Lindsay Gaze, Tom Heinsohn, John Isaacs, Spencer Haywood, Lisa Leslie, Dikembe Mutombo, George Raveling and JoJo White.

**Moving Up the Kentucky Career Wins List**

With an 80-53 victory vs. Auburn on Feb. 23, 2019, John Calipari moved past Joe B. Hall for the second-most wins in program history. Calipari trails only the legendary Adolph Rupp (876 wins) for the most wins at UK and earned win No. 300 at Ole Miss on March 5, 2019.

When Calipari tied Hall with his 297th win at Missouri on Feb. 19, 2019, he did so 32 games faster than Hall and just two games slower than Rupp.

Although he's still climbing the charts, he's doing it nearly as fast as anyone else in NCAA history. With the win over Ole Miss, Calipari became the fourth-fastest coach to 300 wins (369 games) at one program in NCAA history. Only Bill Self (358 games at Kansas), Claire Bee (359 games at Long Island) and Rupp (366 at UK) got there faster.

Calipari passed Tubby Smith on Dec. 1 for the third-most coached games at UK. Smith's 10-year career with the Wildcats ended with his 346th game. Calipari and UK's win over UNC Greensboro on Dec. 1, 2018 marked the 347th career game he's been at the helm. Rupp is obviously first in games coached with a 42-year tenure spanning 1,066 career games.

**ON PACE WITH THE BARON OF THE BLUEGRASS**

Legendary coach Adolph Rupp won 876 career games while he was the coach of UK. He also led Kentucky to four NCAA titles during his 41-year tenure. John Calipari is just behind pace with Rupp to begin his career at UK in total victories. Calipari (.810) is slightly behind Rupp (.822) in total UK career winning percentage.

Coach	Games	Record	Next Game (396th Game)
Adolph Rupp	395	326-69	def. Creighton, 65-23 (Jan. 2, 1948)
John Calipari	395	320-75	vs. Vanderbilt (Jan. 29, 2020)







has captured the SEC five times in 2010, 12, 15, 16 and 17.

Perhaps more impressive is that Calipari has 30 combined regular-season and tournament championships after the 2018 SEC Tournament title. That trails only Mark Few of Gonzaga (33 titles with the West Coast Conference regular-season title in 2019) among all active coaches. All-time, Calipari trails only the great Adolph Rupp (41) and Few.

## 30 is the new 20

With a 71-67 win over Mississippi State on Feb. 9, 2019, John Calipari achieved another feat in his decorated coaching career. With his 20th victory in 2019, he secured his 25th consecutive on-court 20-win season. He leads all active coaches with that streak, ahead of Mike Krzyzewski (23), Bill Self (21) and Mark Few (21) as of Jan. 25.

With a Sweet 16 win over Houston in the 2019 NCAA Tournament, Calipari and the Cats clinched a 30-win season for the fifth time as UK's head coach. Calipari has 11 seasons with 30 or more on-court wins. Only Krzyzewski (15) and Roy Williams (12) have more 30-win seasons as an active head coach. Calipari is the first coach in NCAA Division I history to record five straight on-court 30-win seasons, notching 30 wins in consecutive seasons from 2005-06 to 2009-10.

## There's No Place Like Home

Since his 1991-92 season at UMass, John Calipari-coached teams have posted a 388-32 (.924) record at home. At UK, Coach Cal is 178-10 (.947) in Rupp Arena.

In five of Calipari's 11 seasons at Kentucky, the Wildcats have posted an undefeated record at home, including a school-record 19-0 mark during the 2014-15 season.

Calipari owns both of UK's longest winning streaks in the arena. He began his career at UK with a 54-game winning streak at Rupp Arena. It was the longest winning streak since the arena opened in 1976. With a win over Georgia on Feb. 9, 2016, he secured the second-longest streak in the storied building at 34 games (which ended at 42).

Coach	Streak (Yrs)
1. <b>John Calipari</b>	<b>54 (2010-13)</b>
2. <b>John Calipari</b>	<b>42 (2014-17)</b>
3. Rick Pitino	33 (1992-94)
4. Joe B. Hall	30 (1981-82)
5. Rick Pitino	27 (1995-97)

## Life Away From Home Isn't So Bad Either

As good as John Calipari's team's have been at home, they're pretty good in hostile environments on the road. Dating back to the 2005-06 season, Calipari has recorded a 103-46 (.691) record on the road. At neutral-site venues, Kentucky is 78-23 (.772) all-time under Calipari.

## Calipari at No. 1

John Calipari is one of just two coaches (Frank McGuire) to lead three programs to a No. 1 ranking.

Calipari has led seven of his 11 UK teams to the No. 1 ranking and eight of his last 13 teams to the top (he's done it 10 times overall). When Coach Cal's teams are at the top, they're difficult to knock off:

- Calipari is 110-13 (.894) as the top-ranked Associated Press Top 25 coach in the country
- He's 69-8 (.896) when his team is atop the AP Top 25 as UK's head coach
- Calipari tallied a 32-4 mark at UMass at No. 1 and he was 9-1 at Memphis
- He (110) trails only Duke's Mike Krzyzewski (219) in active coaches with victories at No. 1
- Calipari has coached 123 career games as a No. 1 team, fourth most in NCAA history, trailing Krzyzewski (254), John Wooden (228) and Adolph Rupp (127)
- Among coaches who have owned a No. 1 ranking in at least 119 games, Calipari's winning percentage of .894 trails only Wooden (.952) and is ahead of active coach Krzyzewski (.862)
- Calipari is 6-4 vs. the AP top-ranked team in the land, including 3-2 at Kentucky after defeating Michigan State on Nov. 5
- According to ESPN, his .600 winning percentage against the No. 1 ranked team is the best for any head coach

## The Success Rate

John Calipari has graduated 100% of the players (20 of 20) who have been eligible to receive their diploma by the end of their senior years and exhausted their athletic eligibility. Of that group, Brad Calipari, Patrick Patterson, Jarrod Polson and Alex Poythress completed their degrees in three years.

In the NCAA's Academic Progress Rate, which measures eligibility, retention and graduation, Kentucky has posted a single-year Academic Progress Rate of 977 or higher in every season under Calipari, including a perfect 1,000 in the last six single-year reports. UK's four-year composite score in the most recent report, which was released in May 2019, was a 1,000, earning the team an NCAA academic award for the fifth year in a row for finishing in the top 10% of Division I men's basketball programs.

## Dream Maker

As someone who prides himself on helping young men reach their dreams, John Calipari has helped 49 players earn selection in the NBA Draft during his college coaching career, including 38 in his first 10 seasons at Kentucky, more than any other coach.

- Four No. 1 overall selections (Derrick Rose, John Wall, Anthony Davis and Karl-Anthony Towns) during the nine drafts from 2008 to 2016. No other coach has more than three No. 1 picks
- In 2010, five of his UK players were selected in the first round for the first time in NBA history
- His six players in the 2012 and 2015 NBA drafts are the most in the two-round era
- Churned out 38 NBA Draft picks, 29 first-rounders, three No. 1 selections, seven top-five picks and 21 lottery picks at Kentucky
- Of the 60 players who have finished their college careers at Kentucky under Calipari, 38 have been selected in the NBA Draft, a 63.3% success rate. Another five of those made the NBA, and the majority of the rest were walk-ons
- Of the 27 players at UK who have declared for the NBA Draft after their freshman seasons, 25 have been first-round picks. All 27 have played a game in the NBA. He is 29 for 31 in that regard when including his players from Memphis
- Only coach to produce the top two picks in the same draft (2012 - Anthony Davis and Michael Kidd-Gilchrist)
- Produced a top-10 pick in 12 straight drafts since 2008, the only school to do so during that time period

## Recruiting Trail

The Wildcats have signed more top-25 players under John Calipari's leadership than any other school. Nearly a quarter of all Rivals' top-10 prospects nationally over the past 11 classes have signed with Coach Cal and the Cats. The following list does not include transfers (freshman signees only).

PLAYER (YEAR)	ESPN	RIVALS	247	MCD	JB
Devin Askew ('20)	25	26	27		
BJ Boston ('20)	6	4	16	Y	
Terrence Clarke ('20)	8	5	4		Y
Cam'Ron Fletcher ('20)	58	42	46		
Isaiah Jackson ('20)	30	27	32		
Lance Ware ('20)	40	32	35		
Dontaie Allen ('19)	NR	68	98		
Keion Brooks Jr. ('19)	36	29	14		Y
Brennan Canada ('19)	NR@	NR@	NR@		
Johnny Juzang ('19)	30	34	31		
Tyrese Maxey ('19)	13	10	10	Y	Y
Kahlil Whitney ('19)	12	14	11	Y	Y
Ashton Hagans ('18)	20	13	12		
Tyler Herro ('18)	30	36	38	Y	
Keldon Johnson ('18)	7	15	18	Y	Y
EJ Montgomery ('18)	14	11	6	Y	
Zan Payne ('18)	NR	NR	NR		
Immanuel Quickley ('18)	25	22	19	Y	
Jemarl Baker Jr. ('17)	66	82	90		
Hamidou Diallo ('17)	11~	10~	11		
Shai Gilgeous-Alexander ('17)	35	34	20		
Quade Green ('17)	24	22	33	Y	Y
Kevin Knox ('17)	10	10	18	Y	Y
Nick Richards ('17)	17	17	15	Y	Y
Jarred Vanderbilt ('17)	19	14	12	Y	Y
PJ Washington ('17)	12	15	9	Y	Y
Bam Adebayo ('16)	5	7	12	Y	Y
Brad Calipari ('16)	NR	NR	NR		
De'Aaron Fox ('16)	6	6	6	Y	Y
Wenyen Gabriel ('16)	14	13	14	Y	
Sacha Killeya-Jones ('16)	24	24	25	Y	
Malik Monk ('16)	9	9	10	Y	Y
Tai Wynyard ('16)	NR	NR	NR		
Isaiah Briscoe ('15)	13	10	16	Y	Y
Jonny David ('15)	NR@	NR@	NR@		
Isaac Humphries ('15)	49	NR^	62		
Skal Labissiere ('15)	2	1	2		Y
Charles Matthews ('15)	42	48	74	Y	
Jamal Murray ('15)	NA^	9	10		
Devin Booker ('14)	18	29	22	Y	Y
Trey Lyles ('14)	6	13	17	Y	Y
Karl-Anthony Towns ('14)	9	5	2	Y	Y
Tyler Ulis ('14)	25	21	20	Y	Y
EJ Lereal ('13)	NR@	NR@	NR@		
Aaron Harrison ('13)	9	7	5	Y	Y
Andrew Harrison ('13)	5	5	3	Y	Y
Dominique Hawkins ('13)	NR	NR	151		
Dakari Johnson ('13)	7	9	8	Y	Y
Marcus Lee ('13)	25	19	14	Y	Y
Julius Randle ('13)	3	2	2	Y	Y
Derek Willis ('13)	NR	115	58		
James Young ('13)	8	11	10	Y	Y
Archie Goodwin ('12)	15	14	18	Y	Y
Willie Cauley-Stein ('12)	40	40	47		
Nerlens Noel ('12)	1	2	1		Y
Alex Poythress ('12)	13	8	7	Y	Y
Anthony Davis ('11)	1	2	1	Y	Y
Michael Kidd-Gilchrist ('11)	4	3	2	Y	Y
Sam Malone ('11)	NR@	NR@	NR@		
Brian Long ('11)	NR@	NR@	NR@		
Marquis Teague ('11)	8	5	6	Y	Y
Kyle Wiltjer ('11)	19	22	21	Y	Y
Terrence Jones ('10)	9	13	8*	Y	Y
Enes Kanter ('10)	25	3	3*		
Brandon Knight ('10)	4	6	6*	Y	Y
Doron Lamb ('10)	29	21	28*	Y	Y
Jarrod Polson ('10)	NR@	NR@	NR@		
Stacey Poole, Jr. ('10)	51	33	67*		
Eric Bledsoe ('09)	NR	23	37*		
DeMarcus Cousins ('09)	4	2	3*	Y	Y
Jon Hood ('09)	92	40	46*		
Daniel Orton ('09)	13	22	17*		Y
John Wall ('09)	5	1	2*		Y
<b>Top-10 Players</b>	<b>23</b>	<b>25</b>	<b>23</b>		
<b>Top-25 Players</b>	<b>45</b>	<b>46</b>	<b>46</b>		
<b>Top-50 Players</b>	<b>55</b>	<b>59</b>	<b>57</b>		
<b>McDonald's All-Americans</b>				<b>37</b>	
<b>Jordan Brand Classic All-Americans</b>					<b>40</b>

\* Scout.com ranking | ~ final ranking in the 2017 class before early enrollment | ^ reclassified after final rankings were released @ originally joined team as walk-on



# COACH CALIPARI

## Developing Talent

John Calipari hasn't just signed the best talent in the country while he's been at Kentucky; he's been the best at developing that talent and getting it ready for the next level. Of the 35 top-25 Rivals.com players Kentucky has signed and have completed their college eligibility at UK, 31 were drafted and 25 were selected in the first round. But that's only half the story. Calipari's players don't just make it to the pros; they're better prepared than anyone else. The proof is in the numbers. Over the course of his career, Calipari's 50-plus NBA pros have amassed more than \$2.26 billion in NBA contracts, which doesn't include endorsement deals and overseas contracts. Of his UK players in the NBA, they've earned just shy of \$1.9 billion in guaranteed contracts. There's more: Of UK's 21 lottery picks in the Calipari era, 14 have earned second contracts in the NBA with seven of them cashing in on max contracts. Of the seven who haven't earned contracts, all have been drafted in the last three years and are still on their rookie deal. Over the last 10 years, there have been 22 lottery picks who earned max contracts in the NBA. Seven of them attended Kentucky.

## Double-Digit Win Streaks

John Calipari's teams have posted 19 streaks of 10 or more wins at Kentucky, Memphis and UMass, including seven at UK. They have won 15 or more straight games nine times, 20 or more six times, 25 or more five times, and 30 or more one time. Of course, the most famous streak was the 38-0 start during the 2014-15 season.

1. 38 Kentucky, 2014-15	6. 24 Kentucky, 2011-12	T10. 14 UMass, 1991-92	T16. 10 Kentucky, 2018-19
2. 27 Memphis, 2008-09	7. 19 Kentucky, 2009-10	T12. 12 Memphis, 2007-08	T16. 10 Kentucky, 2010-11
T3. 26 Memphis, 2007-08	8. 16 UMass, 1994-95	T12. 12 Memphis, 2002-03	T16. 10 Memphis, 2001-02
T3. 26 UMass, 1995-96	9. 15 Memphis, 2005-06	T12. 12 UMass, 1992-93	T16. 10 UMass, 1993-94
5. 25 Memphis, 2006-07	T10. 14 Kentucky, 2016-17	15. 11 Memphis, 2003-04	

## Calipari Knows Defense

Defense has always been a staple of John Calipari-coached teams. Dating back to complete NCAA records beginning in 2001-02, Calipari's teams have been among national leaders in several critical defensive categories.

Year	FG% Def.	3PT FG% Def.	Rebound Margin	Scoring Margin	Blocks
2001-02 (UM)	13th (39.5)	N/A (29.3)	11th (+6.6)	15th (+11.2)	54th (4.4)
2002-03 (UM)	28th (40.6)	N/A (29.3)	44th (+4.1)	32nd (+8.0)	26th (5.1)
2003-04 (UM)	34th (40.5)	N/A (35.8)	58th (+3.4)	48th (+7.1)	20th (5.0)
2004-05 (UM)	4th (38.4)	N/A (32.7)	75th (+2.9)	62nd (+5.9)	13th (5.4)
2005-06 (UM)	2nd (38.0)	N/A (30.3)	9th (+6.7)	5th (+14.6)	8th (6.4)
2006-07 (UM)	12th (39.0)	N/A (31.3)	28th (+5.3)	5th (+5.8)	12th (5.9)
2007-08 (UM)	12th (39.1)	N/A (30.2)	16th (+6.2)	2nd (+18.0)	8th (6.1)
2008-09 (UM)	1st (37.1)	10th (30.0)	19th (+6.1)	2nd (+16.3)	7th (6.0)
2009-10 (UK)	3rd (37.8)	47th (31.3)	4th (+8.1)	6th (+14.3)	4th (7.2)
2010-11 (UK)	15th (39.4)	59th (32.4)	60th (+3.6)	13th (+11.4)	3rd (6.3)
2011-12 (UK)	1st (37.4)	67th (31.8)	12th (+6.8)	1st (+16.8)	1st (8.6)
2012-13 (UK)	30th (39.2)	104th (32.4)	48th (+4.3)	48th (+8.2)	3rd (6.6)
2013-14 (UK)	59th (41.1)	67th (32.2)	2nd (+9.4)	43rd (+8.2)	13th (5.9)
2014-15 (UK)	1st (35.4)	3rd (27.1)	15th (+6.8)	1st (+20.1)	2nd (6.9)
2015-16 (UK)	24th (39.7)	75th (32.6)	39th (+5.2)	17th (+11.4)	6th (5.8)
2016-17 (UK)	98th (42.4)	12th (30.6)	39th (+4.7)	9th (+13.4)	15th (5.3)
2017-18 (UK)	14th (40.4)	4th (30.1)	40th (+5.1)	68th (+6.5)	31st (4.8)
2018-19 (UK)	19th (40.0)	189th (34.3)	4th (+9.4)	21st (+11.1)	21st (4.8)
2019-20 (UK)	31st (38.9)	19th (28.6)	32nd (+6.3)	36th (+10.5)	22nd (5.2)

\*through games on Jan. 25

## Calipari Perfect vs. Former Assistants

John Calipari has made it known that he doesn't enjoy coaching against friends. That hasn't stopped him from winning anyway. Calipari is 17-0 all-time when coaching against former assistants.

- Orlando Antigua - 1-0
- Tony Barbee - 8-0
- Bruiser Flint - 2-0
- Derek Kellogg - 1-0
- Chuck Martin - 2-0
- Josh Pastner - 1-0
- Steve Roccaforte - 2-0

#LaFamilia NBA Awards							
NBA Player of the Year	2011	Derrick Rose (1st)	2011	Marcus Camby (1st)	2008	Derrick Rose	2012
Derrick Rose		All-NBA Rookie Team		Marcus Camby (1st)	2007	Derrick Rose	2011
NBA Rookie of the Year	2016	Shai Gilgeous-Alexander (2nd)	2019	Marcus Camby (2nd)	2006	Derrick Rose	2010
Karl-Anthony Towns	2010	Jamal Murray (2nd)	2017	Marcus Camby (2nd)	2005	All-Star Game MVP	
Tyreke Evans	2009	Karl-Anthony Towns (1st)	2016			Anthony Davis	2017
Derrick Rose		Devin Booker (1st)	2016	NBA All-Star Team		Rising Stars Challenge MVP	
NBA Defensive Player of the Year	2007	Willie Cauley-Stein (2nd)	2016	Anthony Davis	2020	Jamal Murray	2017
Marcus Camby		Nerlens Noel (1st)	2015	Anthony Davis	2019	John Wall	2011
NBA Cares Community Assist Award	2017	Anthony Davis (1st)	2013	Karl-Anthony Towns	2018	Tyreke Evans	2010
DeMarcus Cousins	2016	Michael Kidd-Gilchrist (2nd)	2013	DeMarcus Cousins	2018	Slam Dunk Contest Winner	
John Wall		Brandon Knight (1st)	2012	Anthony Davis	2017	Hamidou Diallo	2019
All-NBA Team	2018	DeMarcus Cousins (1st)	2011	Karl-Anthony Towns	2018	John Wall	2014
Anthony Davis (1st)	2018	John Wall (1st)	2011	John Wall	2017	3-Point Contest Winner	
Karl-Anthony Towns (3rd)	2017	Eric Bledsoe (2nd)	2011	DeMarcus Cousins	2016	Devin Booker	2018
Anthony Davis (1st)	2017	Tyreke Evans (1st)	2010	Anthony Davis	2016	Skills Challenge Winner	
John Wall (3rd)	2017	Derrick Rose (1st)	2010	John Wall	2014	Karl-Anthony Towns	2016
DeMarcus Cousins (2nd)	2016	Marcus Camby (1st)	1997	DeMarcus Cousins	2016		
Anthony Davis (1st)	2015	All-NBA Defensive Team		Anthony Davis	2015		
DeMarcus Cousins (2nd)	2015	Eric Bledsoe (1st)	2019	John Wall	2015		
Derrick Rose (1st)	2012	Anthony Davis (1st)	2018	Anthony Davis	2014		
		Anthony Davis (2nd)	2017	John Wall			
		Anthony Davis (2nd)	2015	Anthony Davis			
		John Wall (2nd)	2015	John Wall			



# COACH CALIPARI

A “players-first” coach with a penchant for helping people reach their dreams, John Calipari, a Naismith Memorial Basketball Hall of Famer, has guided six teams to the Final Four, led one to a national championship and helped 49 players earn selection in the NBA Draft during his 27-year college coaching career.

Calipari guided Kentucky to its eighth national championship and his first national title in 2012. In becoming only the second coach in NCAA history to lead three different schools to the Final Four, he has racked up more than 700 on-court victories, 20 NCAA Tournament on-court appearances, six Final Fours and numerous national coach of the year honors.

From UMass to Memphis and now Kentucky, Calipari’s career has been successful throughout, but his most recent run in Lexington has been the best stretch of his career. During Calipari’s 10 seasons at UK, he leads all coaches in total wins (305), NCAA Tournament wins (31), Final Fours (four), Elite Eights (seven) and Sweet 16s (eight).

In 2015, Coach Cal led college basketball’s first ever 38-0 team, and became one of just three coaches to make four Final Fours in a five-year span. At the end of the season, Calipari became the 96th coach to join the Naismith Memorial Basketball Hall of Fame.

While building a program out of obscurity at Massachusetts, laying the foundation at Memphis and restoring luster at the sport’s greatest program at Kentucky, he totaled the second-most wins in NCAA history in the first 20 years of a college coaching career.

Quite honestly, though, Calipari’s on-court success overshadows a much more significant picture.

In his goal to lead a players-first program, he has helped more than 50 young men realize their dreams and reach the NBA level with 49 players earning NBA Draft selections, including a record five first-round draft picks in 2010. Two years later, six Wildcats heard their names called at the 2012 draft, the most in the two-round draft era. UK, with Calipari’s help, would tie those six picks again in 2015, including a record-tying four lottery selections. His four No. 1 overall picks are more than any other coach, and he’s had 38 players drafted during his first 10 years at Kentucky, including 29 first-round picks.

Calipari’s players have entered the league NBA-ready. His players have garnered 20 All-Star selections, with Anthony Davis winning the game’s MVP honor in 2017. Derrick Rose was named NBA MVP in 2011. Five of his players have been tabbed All-NBA, three have been named NBA Rookie of the Year, and 12 players from Calipari’s first nine teams at Kentucky have made the NBA All-Rookie teams.

Much like he did at UMass, where his players graduated at nearly 80 percent, Calipari has stressed academics. Fifteen of his last 18 seniors at Memphis earned their bachelor’s degrees, and all 18 players at UK who were eligible to graduate by the end of their senior years walked away with a diploma in hand, including four players who earned their degree in just three years. Calipari’s teams routinely have posted a combined team grade-point average of 3.0 or better.

Calipari has raised millions of dollars to help the lives of those in need in the Commonwealth and beyond. He has had a particular passion to assist those impacted by natural disasters. For instance, in 2010, he used a telethon to raise more than \$1 million for victims of the devastating earthquake in Haiti. He followed that up with telethons in 2012, raising \$1 million for victims of Superstorm Sandy, and in 2017, for victims of Hurricane Harvey.

Calipari launched his foundation in 2012, and since then the foundation has worked with several key partners and donated more than \$1.5 million, a figure that does not include matching funds that have been contributed from individuals and corporations. In 2013, Calipari initiated hosting an annual alumni weekend around his basketball fantasy experience with the intent to raise money for charity. After generating \$350,000 for selected organizations and charities during the inaugural game, the weekend has generated millions of dollars for charity since its inception.

In 2017, Coach Cal was named the head coach of the 2017 USA Basketball Men’s U19 World Cup Team, which finished third at the 2017 FIBA U19 World Cup in Cairo.

Author of five books, including the New York Times Best Seller “Players First: Coaching from the Inside Out,” Calipari is a master of communication and maximizing talent. He lives by the motto that “it’s never a matter of how far you have fallen, but instead it’s about how high you bounce back.”

## BIOGRAPHICAL INFORMATION

**Date of Birth:** Feb. 10, 1959 | **Wife:** Ellen  
**Children:** Erin, Megan, Brad

### Education

Clarion State (1982)

### Head Coaching Experience

University of Massachusetts (1989-96)

New Jersey Nets (NBA) (1997-99)

University of Memphis (2001-09)

University of Kentucky (2010-present)

## COACHING AWARDS

- 2019 *The Sporting News* Coach of the Decade
- 2018 Naismith Hall of Fame 'Service Above Self' Honoree
- 2018 NABC Metropolitan Award
- 2015 Naismith Memorial Basketball Hall of Fame Inductee
- 2015 AP National Coach of the Year
- 2015 Naismith National Coach of the Year
- 2015 NABC National Coach of the Year
- 2015 *The Sporting News* National Coach of the Year
- 2015 Adolph Rupp National Coach of the Year
- 2015 SEC Coach of the Year (AP/Coaches)
- 2015 USBWA District IV Coach of the Year
- 2012 Nell & John Wooden Coach of the Year Leadership Award
- 2012 Naismith National Coach of the Year Finalist
- 2012 SEC Coach of the Year (AP/Coaches)
- 2010 Adolph Rupp National Coach of the Year
- 2010 Naismith National Coach of the Year Finalist
- 2010 SEC Coach of the Year (AP)
- 2010 *Sporting News* SEC Coach of the Year
- 2010 Yahoo! Sports SEC Coach of the Year
- 2010 USBWA District IV Coach of the Year
- 2009 NABC National Co-Coach of the Year
- 2009 *Sports Illustrated* National Coach of the Year
- 2009 Phelan National Coach of the Year
- 2009 Iba National Coach of the Year Finalist
- 2009 C-USA Coach of the Year
- 2008 Naismith National Coach of the Year
- 2008 C-USA Coach of the Year
- 2008 Iba National Coach of the Year Finalist
- 2008 Phelan National Coach of the Year Finalist
- 2007 Phelan National Coach of the Year Finalist
- 2007 USBWA District IV Coach of the Year
- 2007 *Basketball Times* South Region Coach of the Year
- 2006 C-USA Coach of the Year
- 2004 NABC District 7 Coach of the Year
- 1996 Naismith National Coach of the Year
- 1996 NABC National Coach of the Year
- 1996 *The Sporting News* National Coach of the Year
- 1996 Atlantic 10 Coach of the Year
- 1995 Naismith National Coach of the Year Finalist
- 1994 Naismith National Coach of the Year Finalist
- 1994 Atlantic 10 Coach of the Year
- 1993 USBWA District I Coach of the Year
- 1993 Atlantic 10 Coach of the Year
- 1992 Eastern Basketball Coach of the Year

UK DEFINING SUCCESS								
CHART SHOWS STATS FROM 2010-2019								
ONLY SCHOOLS WITH AT LEAST TWO ELITE EIGHT APPEARANCES AND AT LEAST ONE FINAL FOUR ARE LISTED								
TEAMS	WINS	NCAA TOURNAMENT WINS	NATIONAL TITLES	FINAL FOURS	ELITE EIGHTS	SWEET 16'S	LEAGUE TITLES (RS)	LEAGUE TOURNAMENT TITLES
BUTLER	231	16	0	2	2	3	2	2
DUKE	299	26	2	2	5	7	1	4
FLORIDA	246	18	0	1	5	5	3	1
GONZAGA	304	20	0	1	3	5	9	7
KANSAS	304	24	0	2	5	6	9	5
KENTUCKY	305	31	1	4	7	8	5	6
LOUISVILLE	258	16	1	2	3	4	2	3
MICHIGAN	247	19	0	2	3	5	2	2
MICHIGAN ST.	270	21	0	3	4	6	4	4
N. CAROLINA	277	24	1	2	4	6	5	1
OREGON	251	13	0	1	2	4	2	3
SYRACUSE	252	18	0	2	3	5	2	0
TEXAS TECH	173	8	0	1	2	2	1	0
UCONN	213	13	2	2	2	2	0	2
VILLANOVA	270	17	2	2	2	2	5	4
VIRGINIA	254	13	1	1	2	3	4	2
WISCONSIN	251	18	0	2	2	6	1	1





NCAA DIVISION I  
ACTIVE WINNINGEST  
COACHES

(On-court by percentage - min. 10 yrs. at Division I level)

NO.	COACH/TEAM	YRS.	PCT.
1.	Mark Few/Gonzaga	20	.823
2.	Roy Williams/UNC	31	.788
3.	John Calipari/Kentucky	27	.780
4.	Mike Krzyzewski/Duke	44	.767
5.	Bill Self/Kansas	26	.763

\*numbers at the conclusion of the 2018-19 season

SINCE 2005-06 ...

Since the 2005-06 season, John Calipari's on-court record ranks him as the winningest coach. Totals through games on Jan. 25.

COACH	RECORD
1. John Calipari	457-89
2. Bill Self	442-93
3. Mark Few	430-86
4. Mike Krzyzewski	427-101
5. Roy Williams	410-128

MISCELLANEOUS  
ON-COURT RECORDS

Overall On-Court Record: .....765-215 (.781)  
March/April Record:.....163-47 (.776)  
NCAA Record:.....56-19 (.747)  
Record in Conference Games: .....349-105 (.769)  
Record in Conference Tournament: .....57-12 (.826)

- Calipari owns the NCAA's most single-season wins with 38, tying his own record (Memphis in '08 and UK in '12) in 2015 with 38 wins. He owns the most single-season wins at UMass, Memphis and UK
- Calipari is the winningest coach in NCAA Division I history for a five-year span with 173 victories (2008-12)
- Calipari is the first coach in NCAA Division I history to record five straight on-court 30-win seasons. Memphis hit the 30-win plateau from 2006-09
- Calipari is one of only two coaches (Rick Pitino) to lead three different schools to a Final Four
- Calipari is one of only three coaches (John Wooden, Mike Krzyzewski) to go to four Final Fours in five seasons
- Calipari has advanced to the Sweet 16 in 12 of his last 14 seasons and the Elite Eight in 10 of the last 14 seasons
- Calipari started with a 54-0 record in Rupp Arena as head coach of the Wildcats
- Calipari has helped 38 players earn selection in the NBA Draft (29 first-round picks) over the last 19 seasons
- Calipari has more wins (327) in a 10-year period (2006-15) than any other coach in college basketball history
- Calipari is the fourth-fastest NCAA Division I men's basketball coach to reach 300 victories at a single school
- Calipari's 30 combined regular season and tournament league titles trail only Mark Few (33) of Gonzaga for the most among active coaches
- Calipari became the fourth-fastest coach to 700 on-court wins, behind only Adolph Rupp, Jerry Tarkanian and Roy Williams
- Calipari has the second-most wins in school history, behind only Adolph Rupp
- Calipari's 31 NCAA Tournament wins are the most in school history. Rupp had 30

CAL IN CONFERENCE

SEC COACHES	CONFERENCE CHAMPIONSHIPS	Tournament Championships	Conference Coach of the Year
Nate Oats, Alabama	2	3	2
Eric Musselman, Arkansas	3	1	1
Bruce Pearl, Auburn	8	3	7
Michael White, Florida	3	0	3
Tom Crean, Georgia	3	0	3
John Calipari, Kentucky	15	15	9
Will Wade, LSU	1	0	1
Cuonzo Martin, Missouri	1	0	1
Kermit Davis, Ole Miss	7	4	4
Ben Howland, Mississippi State	7	4	3
Frank Martin, South Carolina	0	0	1
Rick Barnes, Tennessee	4	1	6
Buzz Williams, Texas A&M	1	0	0
Jerry Stackhouse, Vanderbilt	0	0	0
TOTALS	55	31	41

CALIPARI VS. ALL OPPONENTS

Abilene Christian .....1-0	Furman .....1-0	Mount St. Mary's.....1-0	St. Joseph's .....15-5
Alabama .....17-4	George Mason .....1-0	Murray State.....1-0	St. Mary's .....1-0
Albany .....1-0	George Washington .....8-9	Nevada .....1-0	St. Peter's .....1-0
Arizona .....1-1	Georgetown.....2-1	New Hampshire .....5-0	Stanford .....3-2
Arizona State .....2-1	Georgia .....19-2	New Mexico .....1-0	Stephen F. Austin .....1-0
Arkansas .....13-6	Georgia Tech.....2-1	New Orleans.....1-0	Stony Brook .....1-0
Arkansas-Little Rock .....3-0	Gonzaga .....4-0	NJIT .....1-0	Syracuse.....3-2
Arkansas-Pine Bluff.....1-0	Grand Canyon .....1-0	North Carolina .....7-3	TCU .....7-1
Arkansas State .....4-0	Hampton .....1-0	North Carolina State.....1-0	Temple .....13-11
Auburn.....11-3	Hartford.....2-0	North Dakota .....1-0	Tennessee .....16-11
Austin Peay .....6-1	Harvard .....2-0	North Texas .....1-0	Tennessee State.....1-0
Baylor .....1-2	Hofstra .....1-0	Northeastern .....3-1	Tennessee Tech.....1-0
Belmont .....2-0	Holy Cross.....4-1	Northern Kentucky .....2-0	Texas .....2-2
Boise State .....1-0	Houston .....17-3	Northwestern State .....1-0	Texas A&M.....9-3
Boston .....7-1	Howard .....1-0	Notre Dame .....2-1	Texas Tech.....1-0
Boston College.....2-0	Illinois .....1-1	Oakland .....1-0	Towson State .....1-0
Bradley .....1-0	Illinois State .....1-0	Ohio State.....1-3	Troy .....1-0
Bucknell .....1-0	Indiana .....3-2	Oklahoma .....5-1	Tulane .....16-0
Buffalo .....3-0	Iowa .....0-1	Oklahoma State.....0-2	Tulsa .....11-1
BYU .....1-0	Iowa State.....2-0	Old Dominion .....2-0	UAB.....15-3
Cal State Northridge .....1-0	Jackson State .....2-0	Ole Miss .....15-4	UCF .....5-0
Canisius .....1-0	Kansas .....4-6	Oral Roberts .....1-0	UCLA .....4-4
Central Conn. St.....2-0	Kansas State .....2-1	Oregon State.....1-0	UIC .....1-0
Charlotte .....2-3	Keene State .....1-0	Pennsylvania.....3-0	UNC Asheville .....2-0
Chattanooga .....2-0	Kentucky .....2-4	Penn State .....4-4	UNC Greensboro .....2-0
Christian Brothers.....2-0	La Salle .....3-0	Pepperdine .....1-0	UNC Wilmington.....1-0
Cincinnati.....6-7	Lafayette (Pa.).....1-0	Pittsburgh .....2-1	USF .....10-1
Cleveland State.....4-0	Lamar .....5-0	Portland .....3-0	Utah .....2-2
Coastal Carolina.....1-0	LIU-Brooklyn .....1-0	Princeton .....2-0	Utah Valley .....2-0
Colorado .....1-1	Lipscomb .....1-0	Providence.....3-1	UTEP .....5-0
Colorado State.....0-1	Long Beach State .....1-0	Purdue .....2-1	UT Arlington .....3-0
Columbia .....1-0	Louisiana Tech .....1-1	Radford .....1-0	UT Martin .....5-0
Connecticut .....2-5	Louisville .....17-7	Rhode Island .....16-2	Valparaiso .....1-0
Coppin State .....1-0	Loyola .....1-0	Rice .....4-0	Vanderbilt .....17-4
Cornell .....1-0	Lowell .....2-1	Richmond .....1-0	Vermont.....3-0
Dartmouth.....1-0	LSU .....11-3	Rider .....1-0	Villanova .....2-0
Davidson .....1-0	Manhattan.....2-0	Robert Morris .....1-1	Virginia .....0-1
Dayton .....1-0	Marist .....2-0	Rutgers .....11-4	Virginia Tech .....3-0
DePaul .....4-2	Marquette .....3-1	Saint Louis .....4-3	VMI .....1-0
Detroit .....1-0	Marshall .....6-0	Sam Houston State .....1-0	Wake Forest .....2-1
Drexel .....2-0	Maryland .....5-3	Samford .....3-0	Washington .....1-0
Duke .....1-3	Massachusetts.....1-0	Santa Clara.....1-0	West Virginia .....13-7
Duquesne .....12-4	Memphis .....1-0	Savannah State .....1-0	Western Kentucky .....2-0
East Carolina .....7-0	Miami (Fla.) .....0-1	Seton Hall .....1-1	Wichita State .....2-0
East Tennessee State .....4-0	Miami (Ohio) .....2-0	Siena .....4-0	Winthrop .....3-0
Eastern Kentucky .....4-0	Michigan .....1-0	SMU .....7-0	Wisconsin .....1-1
Eastern Michigan .....2-0	Michigan State.....3-1	South Carolina .....14-4	Wofford .....2-0
Evansville .....0-1	Middle Tennessee.....3-0	Southern Cal .....2-0	Wright State.....1-0
Fairfield .....1-0	Milwaukee .....1-0	South Connecticut .....1-0	Xavier .....2-2
Fairleigh Dickinson .....1-0	Mississippi State.....14-0	Southeastern Louisiana .....3-0	Yale .....1-0
Florida .....17-8	Mississippi Valley St.....1-0	Southern Illinois .....1-0	
Florida State .....1-1	Missouri .....10-3	Southern Miss .....15-4	
Florida Tech .....0-1	Monmouth .....2-0	Southwest Texas St.....1-0	
Fordham .....5-0	Montana State.....1-0	St. Bonaventure .....17-1	
Fort Wayne .....1-0	Morehead State.....2-0	St. John's.....1-0	



MOST POINTS		
Pts.	Player vs. Opponent	Date
47	Malik Monk vs. North Carolina	12/17/16
39	De'Aaron Fox vs. UCLA	3/24/17
37	Malik Monk vs. GEORGIA	1/31/17
35	Jamal Murray vs. FLORIDA	2/6/16
35	Terrence Jones vs. AUBURN	1/11/11
34	Kevin Knox at West Virginia	1/27/17
34	Malik Monk at Ole Miss	12/29/16
33	Malik Monk vs. FLORIDA	2/25/17
33	Jamal Murray at Vanderbilt	2/27/16
33	Jamal Murray vs. Ohio State	12/19/15
32	Doron Lamb vs. WINTHROP	12/22/10
30	Shai Gilgeous-Alexander vs. VANDERBILT	1/30/18
30	Tyler Ulis vs. Texas A&M	3/13/16
30	Brandon Knight vs. West Virginia	3/19/11
29	Tyler Herro vs. ARKANSAS	2/16/19
29	PJ Washington vs. Seton Hall	12/8/18
29	Shai Gilgeous-Alexander vs. Tennessee	3/11/18
29	Julius Randle vs. BELMONT	12/21/13
29	Terrence Jones vs. Oklahoma	11/22/10
29	Eric Bledsoe vs. East Tennessee State	3/18/10

MOST POINTS IN AN SEC GAME		
Pts.	Player vs. Opponent	Date
37	Malik Monk vs. GEORGIA	1/31/17
35	Jamal Murray vs. FLORIDA	2/6/16
35	Terrence Jones vs. AUBURN	1/11/11
34	Malik Monk at Ole Miss	12/29/16
33	Malik Monk vs. FLORIDA	2/25/17
33	Jamal Murray at Vanderbilt	2/27/16
30	Shai Gilgeous-Alexander vs. VANDERBILT	1/30/18
29	Tyler Herro vs. ARKANSAS	2/26/19
28	Jamal Murray vs. TENNESSEE	18/16
28	Anthony Davis vs. VANDERBILT	2/25/12
27	Malik Monk vs. VANDERBILT	2/28/17
27	Malik Monk vs. SOUTH CAROLINA	1/21/17
27	De'Aaron Fox vs. ARKANSAS	1/7/17
27	Tyler Ulis at South Carolina	2/13/16
27	Terrence Jones at LSU	1/28/12
27	Anthony Davis vs. ARKANSAS	1/17/12
27	DeMarcus Cousins at South Carolina	1/26/10

MOST POINTS OFF THE BENCH		
Pts.	Player vs. Opponent	Date
35	Terrence Jones vs. AUBURN	1/11/11
32	Doron Lamb vs. WINTHROP	12/22/10
28	PJ Washington vs. Auburn	3/31/19
27	Malik Monk vs. VANDERBILT	2/28/17
26	Tyrese Maxey vs. Michigan State	11/5/19
26	Kyle Wiltjer at Ole Miss	1/29/13
24	Shai Gilgeous-Alexander vs. LOUISVILLE	12/29/17
24	Kyle Wiltjer vs. LOYOLA	12/22/11
24	Doron Lamb at North Carolina	12/4/10
23	Immanuel Quickley vs. MISSOURI	1/4/20
23	Wenyen Gabriel vs. Alabama	3/10/18
23	Kyle Wiltjer vs. LIPSCOMB	12/5/12

MOST FREE THROWS		
FTs	Player vs. Opponent	Date
14	Tyler Ulis at Arkansas	1/21/16
13	Keldon Johnson vs. TENNESSEE STATE	11/23/18
13	De'Aaron Fox vs. UCLA	3/24/17
13	Julius Randle at Ole Miss	2/18/14
13	Julius Randle vs. BELMONT	12/21/13
12	Ashton Hagans vs. UTAH VALLEY	11/18/19
12	PJ Washington vs. Seton Hall	12/8/18
12	Shai Gilgeous-Alexander vs. GEORGIA	12/31/17

12	Tyler Ulis at Tennessee	2/2/16
12	Dakari Johnson vs. UT ARLINGTON	11/25/14
12	Archie Goodwin at Ole Miss	1/29/13
12	Archie Goodwin vs. MOREHEAD STATE	11/21/12
12	Anthony Davis vs. LOUISVILLE	12/31/11

MOST REBOUNDS		
Rebs	Player vs. Opponent	Date
19	Nick Richards vs. SOUTHERN ILLINOIS	11/9/18
19	Michael Kidd-Gilchrist vs. LOUISVILLE	12/31/11
18	PJ Washington vs. VMI	11/18/18
18	Bam Adebayo vs. Northern Kentucky	3/17/17
18	Anthony Davis vs. CHATTANOOGA	12/17/11
18	DeMarcus Cousins vs. LOUISVILLE	1/2/10
18	Patrick Patterson vs. RIDER	11/21/09
18	DeMarcus Cousins vs. SAM HOUSTON STATE	11/19/09
17	Keldon Johnson vs. AUBURN	2/23/19
17	Terrence Jones vs. Notre Dame	12/8/10
17	Terrence Jones at Washington	11/23/10
16	Wenyen Gabriel vs. AUBURN	1/14/17
16	Julius Randle vs. LSU	3/14/14
16	Julius Randle vs. UNC ASHEVILLE	11/8/13
16	Nerlens Noel vs. BAYLOR	12/1/12
16	Anthony Davis vs. Kansas	4/2/12
16	Anthony Davis vs. LITTLE ROCK	1/3/12

MOST OFFENSIVE REBOUNDS		
Rebs	Player vs. Opponent	Date
9	Nick Richards vs. SOUTHERN ILLINOIS	11/9/18
9	Willie Cauley-Stein vs. ARKANSAS	2/27/14
9	DeMarcus Cousins vs. OLE MISS	2/2/10
9	Patrick Patterson vs. RIDER	11/21/09
8	Bam Adebayo vs. UT MARTIN	11/25/16
8	Dakari Johnson vs. GRAND CANYON	11/14/14
8	DeMarcus Cousins vs. VANDERBILT	1/30/10
8	Patrick Patterson at Indiana	12/12/09
8	DeMarcus Cousins vs. SAM HOUSTON STATE	11/19/09

MOST ASSISTS		
Assts.	Player vs. Opponent	Date
16	John Wall vs. HARTFORD	12/29/09
14	Tyler Ulis vs. LSU	3/5/16
14	John Wall vs. UNC Asheville	11/30/09
12	Ashton Hagans vs. UAB	11/29/19
12	Ashton Hagans vs. Tennessee	3/16/19
12	De'Aaron Fox vs. STEPHEN F. AUSTIN	11/11/16
12	Tyler Ulis at South Carolina	2/13/16
11	Ashton Hagans vs. FAIRLEIGH DICKINSON	12/7/19
11	Isaiah Briscoe at Ole Miss	12/29/16
11	De'Aaron Fox vs. CLEVELAND STATE	11/23/16
11	Tyler Ulis at Florida	3/1/16
11	Tyler Ulis at Texas A&M	2/20/16
11	Tyler Ulis vs. FLORIDA	2/6/16
11	John Wall vs. East Tennessee State	3/18/10
11	John Wall vs. RIDER	11/21/09

SEC: 14, Tyler Ulis vs. LSU, 3/5/16  
**Postseason:** 12, Ashton Hagans vs. Tennessee, 3/16/19  
**SEC Tourney:** 12, Ashton Hagans vs. Tennessee, 3/16/19  
**NCAA Tourney:** 12, John Wall vs. ETSU, 3/18/10  
**Rupp Arena:** 16, John Wall vs. HARTFORD, 12/29/09  
**On the Road:** 12, Tyler Ulis, at South Carolina, 2/13/16  
**SEC Road:** 12, Tyler Ulis, at South Carolina, 2/13/16  
**Ranked Opp.:** 12, Ashton Hagans vs. Tennessee, 3/16/19  
**Freshman:** 16, John Wall vs. HARTFORD, 12/29/09  
**Sophomore:** 14, Tyler Ulis vs. LSU, 3/5/16  
**Junior:** 9, DeAaron Liggins vs. WINTHROP, 12/22/10  
**Senior:** 10, Julius Mays vs. LAFAYETTE, 11/16/12  
**Opener:** 12, DeAaron Foa vs. SFA, 11/11/16  
**SEC Opener:** 11, Isaiah Briscoe at Ole Miss, 12/29/16

MOST POINTS/REBOUNDS/ASSISTS		
P/R/A	Player vs. Opponent	Date
49 (47/0/2)	Malik Monk vs. UNC	12/17/16
47 (27/17/3)	Terrence Jones vs. Notre Dame	12/8/10
46 (29/13/4)	PJ Washington vs. Seton Hall	12/8/18
46 (39/3/4)	De'Aaron Fox vs. UCLA	3/24/17
45 (29/13/3)	Terrence Jones vs. Oklahoma	11/22/10
47 (27/18/0)	DeMarcus Cousins vs. SAM HOUSTON STATE	11/19/09
44 (24/19/1)	Michael Kidd-Gilchrist vs. LOUISVILLE	12/31/11
43 (33/9/2)	Jamal Murray at Vanderbilt	2/27/16
43 (35/8/0)	Terrence Jones vs. AUBURN	1/11/11
42 (33/4/5)	Malik Monk vs. FLORIDA	2/25/17
42 (23/11/8)	Isaiah Briscoe vs. GEORGIA	1/31/17
42 (35/6/1)	Jamal Murray vs. FLORIDA	2/6/16

MOST MINUTES WITHOUT A TURNOVER		
Mins.	Player vs. Opponent	Date
44	Reid Travis vs. Auburn	3/3/19
44	Darius Miller at Arkansas	2/23/11
41	Aaron Harrison vs. LSU	2/22/14
40	Tyler Ulis vs. Duke	11/17/15
40	Aaron Harrison vs. OLE MISS	1/6/15
40	Alex Poythress vs. MISSOURI	2/23/13
39	Nick Richards at Texas Tech	1/25/20
39	Nerlens Noel vs. TEXAS A&M	1/12/13
39	Ryan Harrow at Louisville	12/29/12
39	Anthony Davis vs. ALABAMA	1/21/12
39	Michael Kidd-Gilchrist vs. LOUISVILLE	12/31/11

MOST BLOCKED SHOTS		
Bkls.	Player vs. Opponent	Date
12	Nerlens Noel at Ole Miss	1/29/13
9	Willie Cauley-Stein vs. BOISE STATE	12/10/13
9	Willie Cauley-Stein vs. Providence	12/11/13
8	Nerlens Noel at Alabama	1/22/13
8	Anthony Davis at South Carolina	2/4/12
8	Anthony Davis vs. ST. JOHN'S	12/11/11
7	Nick Richards vs. LAMAR	11/24/19
7	Karl-Anthony Towns vs. VANDERBILT	1/20/15
7	Willie Cauley-Stein vs. EAST MICHIGAN	11/27/13
7	Willie Cauley-Stein vs. MISSOURI	2/23/13
7	Nerlens Noel at Auburn	1/19/13
7	Nerlens Noel vs. TEXAS A&M	1/12/13
7	Nerlens Noel vs. LIPSCOMB	12/15/12
7	Nerlens Noel vs. PORTLAND	12/8/12
7	Anthony Davis vs. Western Kentucky	3/15/12
7	Anthony Davis at Vanderbilt	2/11/12
7	Anthony Davis vs. TENNESSEE	1/31/12
7	Anthony Davis vs. ARKANSAS	1/17/12
7	Anthony Davis vs. SOUTH CAROLINA	1/7/12
7	Anthony Davis vs. Kansas	11/15/11

MOST STEALS		
Stls.	Player vs. Opponent	Date
8	Ashton Hagans vs. North Carolina	12/22/18
6	Tyler Ulis vs. OLE MISS	1/2/16
6	Willie Cauley-Stein vs. GEORGIA	1/25/14
6	Nerlens Noel vs. BAYLOR	12/1/12
6	John Wall vs. UConn	12/9/09
6	John Wall vs. UNC Asheville	11/30/09
5	Ashton Hagans vs. TEXAS A&M	1/8/19
5	Tyler Herro vs. MONMOUTH	11/28/18
5	Tyler Herro vs. NORTH DAKOTA	11/14/18
5	Shai Gilgeous-Alexander vs. Davidson	3/15/18
5	Malik Monk vs. UCLA	12/3/16
5	Aaron Harrison vs. ARKANSAS	2/28/15
5	Willie Cauley-Stein vs. Texas	12/5/14
5	DeAndre Liggins vs. TENNESSEE	2/8/11
5	Darius Miller at Portland	11/19/10

SEC: 6, Tyler Ulis. OLE MISS, 1/2/16  
**Postseason:** 5, Shai Gilgeous-Alexander vs. Davidson, 3/15/18  
**SEC Journey:** 5, John Wall vs. Mississippi State, 3/14/10  
**NCAA Journey:** 5, Shai Gilgeous-Alexander vs. Davidson, 3/15/18  
**Rupp Arena:** 6, Tyler Ulis vs. OLE MISS, 1/2/16  
**On the Road:** 5, Darius Miller at Portland, 11/19/10  
**SEC Road:** 4, Ashton Hagans at Georgia, 1/15/19  
**Ranked Opp.:** 8, Ashton Hagans vs. North Carolina, 12/22/18  
**Freshman:** 8, Ashton Hagans vs. North Carolina, 12/22/18  
**Sophomore:** 6, Tyler Ulis vs. OLE MISS, 1/2/16  
**Junior:** 5, Willie Cauley-Stein vs. TEXAS, 12/5/14  
**Senior:** 4, Dominique Hawkins vs. Arkansas, 3/12/17  
**Opener:** 4, Knox/Gilgeous-Alexander vs. UTAH VALLEY, 11/10/17  
**SEC Opener:** 6, Tyler Ulis vs. OLE MISS, 1/2/16  
*\*\*In some cases, the most recent occurrence is listed*

# TEAM GAME RECORDS CAL ERA

## MOST FIELD GOALS

FGs.	Opponent	Date
46	MARIST	11/11/11
44	vs. Arizona State	11/28/16
44	AUBURN	2/21/15
42	UIC	11/26/17
42	LIU BROOKLYN	11/23/12
41	UT MARTIN	11/25/16
41	HARTFORD	12/29/09
40	vs. North Carolina	12/17/16
40	LAFAYETTE	11/16/12
38	CLEVELAND STATE	11/23/16
38	LSU	3/5/16
38	vs. Wake Forest	3/20/10

## FEWEST FIELD GOALS

FGs.	Opponent	Date
14	at Tennessee	3/2/19
14	at South Carolina	3/1/14
16	vs. Kansas State	3/22/18
16	ALABAMA	3/4/14
17	GEORGIA	12/31/17
17	LOUISVILLE	12/31/11
17	at Auburn	2/12/14
18	vs. LSU	3/9/12
18	vs. Vanderbilt	3/15/13
18	vs. Florida	3/16/14
18	vs. UConn	4/7/14
18	at Texas A&M	1/10/15
18	at South Carolina	1/24/15

## MOST FIELD-GOAL ATTEMPTS

FGs.	Opponent	Date
84	vs. Arizona State	11/28/16
80	UCLA	12/3/16
77	ARKANSAS	1/23/10
76	ARKANSAS	2/27/14
75	MARIST	11/11/11
74	at Ole Miss	12/29/16
74	vs. North Carolina	12/17/16
74	UT MARTIN	11/25/16

## FEWEST FIELD-GOAL ATTEMPTS

FGs.	Opponent	Date
39	at South Carolina	1/24/15
40	at Robert Morris	3/19/13
41	ALABAMA	1/31/15
41	TENNESSEE	1/31/12
42	ARKANSAS	2/26/19
42	at Missouri	2/19/19
42	vs. Kansas State	3/22/18
42	vs. Alabama	3/10/18
42	FLORIDA	2/15/14
42	vs. Providence	12/13/13
42	vs. LSU	3/9/12
42	vs. Cleveland State	11/24/09

## MOST FREE THROWS

FTs.	Opponent	Date
35	vs. Indiana	3/23/12
33	at South Carolina	3/1/14
32	LOUISVILLE	12/31/11
31	UTAH VALLEY	11/18/19
31	MOREHEAD STATE	11/21/12
31	INDIANA	12/11/10
30	vs. Auburn	3/14/15
30	UNC ASHEVILLE	11/8/13
30	vs. Baylor	3/25/12
29	VMI	11/18/18
29	ILLINOIS STATE	11/30/15
29	at North Carolina	12/14/13

## FEWEST FREE THROWS

FTs.	Opponent	Date
3	ETSU	11/17/17
4	vs. UConn	4/2/11
4	VANDERBILT	1/23/16
5	vs. Georgia	3/9/18

6	vs. Michigan	3/30/14
6	at Florida	2/12/13
6	at Alabama	1/22/13
6	vs. Princeton	3/17/11

## MOST FREE-THROW ATTEMPTS

FTs.	Opponent	Date
48	UNC ASHEVILLE	11/8/13
46	ILLINOIS STATE	11/30/15
44	vs. Baylor	3/25/12
44	INDIANA	12/11/10
43	at North Carolina	12/14/13
43	LOUISVILLE	12/31/11
42	at South Carolina	3/1/14
41	vs. TENNESSEE STATE	11/23/18
41	vs. LSU	3/14/14
41	MOREHEAD STATE	11/21/12

## FEWEST FREE-THROW ATTEMPTS

FTs.	Opponent	Date
6	VANDERBILT	1/23/16
10	vs. Georgia	3/9/18
10	vs. Wisconsin	4/4/15
11	at Georgia	1/15/19
11	at Louisville	12/29/18
11	at LSU	2/10/15
11	vs. Michigan	3/30/14
11	MISSISSIPPI STATE	2/27/13
11	at Florida	2/12/13
11	at Alabama	1/22/13
11	at Florida	3/4/12
11	GEORGIA	3/1/12
11	FLORIDA	2/7/12
11	vs. Princeton	3/17/11

## MOST 3-POINTERS

3s.	Opponent	Date
15	GEORGIA	3/1/12
15	vs. ETSU	3/18/10
14	HARTFORD	12/29/09
13	TEXAS A&M	1/3/17
13	vs. Alabama	3/11/16
13	ETSU	11/12/10
12	UTAH	12/15/18
12	FLORIDA	2/6/16
12	vs. UCLA	12/20/14
12	CHATTANOOGA	12/17/11
12	vs. North Carolina	3/27/11
12	WINTHROP	12/22/10
12	VANDERBILT	1/30/10

## FEWEST 3-POINTERS

3s.	Opponent	Date
0	vs. Davidson	3/15/18
1	GEORGIA	1/21/20
1	UTAH VALLEY	11/18/19
1	at South Carolina	1/16/18
1	at Vanderbilt	1/10/17
1	Texas	12/5/14
1	LSU	2/22/14
1	vs. LSU	3/9/12
1	Tennessee	1/31/12
1	vs. Alabama	3/12/10

## MOST 3-POINT ATTEMPTS

3s.	Opponent	Date
33	CHATTANOOGA	12/17/11
33	vs. ETSU	3/18/10
33	ARKANSAS	1/23/10
32	vs. West Virginia	3/27/10
28	vs. Arizona State	11/28/16
28	at Texas A&M	1/10/15
28	ALABAMA	3/4/14
28	vs. Vanderbilt	3/11/12
28	HARTFORD	12/29/09
27	GEORGIA	3/1/12
27	vs. UConn	4/2/11

## FEWEST 3-POINT ATTEMPTS

3s.	Opponent	Date
5	vs. Wisconsin	4/4/15
5	vs. Wisconsin	4/5/14
5	at Tennessee	1/14/12
6	vs. Davidson	3/15/18
6	FLORIDA	3/7/15
6	Vanderbilt	1/20/15
7	FLORIDA	3/10/19
7	at Missouri	1/29/15
7	PROVIDENCE	11/30/14
7	vs. Louisville	3/31/12
7	at Indiana	12/10/11

## MOST REBOUNDS

Rebs.	Opponent	Date
59	vs. Arizona State	11/28/16
59	ARKANSAS	1/23/10
57	LOUISVILLE	12/31/11
56	ROBERT MORRIS	11/17/13
54	EASTERN KENTUCKY	11/8/19
54	NJIT	11/14/15

## FEWEST REBOUNDS

Rebs.	Opponent	Date
21	ALABAMA	1/31/15
21	at Tennessee	2/16/13
22	vs. Wisconsin	4/4/15
23	UTAH	12/15/18
24	GEORGIA	2/3/15
24	NORTH CAROLINA	12/13/14
24	TENNESSEE	1/18/14
25	vs. Ohio State	12/21/19
25	vs. Baylor	12/6/13
25	at Robert Morris	3/19/13

## MOST OFFENSIVE REBOUNDS

Rebs.	Opponent	Date
26	ARKANSAS	2/27/14
24	GRAND CANYON	11/14/14
24	vs. West Virginia	3/27/10
22	NJIT	11/14/15
22	at Auburn	2/2/14
22	ARKANSAS	1/23/10
21	SOUTH CAROLINA	2/5/19
21	at West Virginia	1/27/18
21	VALPARAISO	12/7/16
21	COLUMBIA	12/10/14
21	at South Carolina	3/1/14
21	BAYLOR	12/1/12
21	at Indiana	12/12/09

## FEWEST OFFENSIVE REBOUNDS

Rebs.	Opponent	Date
1	vs. Alabama	3/10/18
3	at South Carolina	1/24/14
4	at Ole Miss	3/5/19
5	vs. Michigan State	11/5/19
5	GEORGIA	2/3/15
5	ALABAMA	1/31/15
5	MISSISSIPPI STATE	2/15/11
5	GEORGIA	1/29/11

## MOST DEFENSIVE REBOUNDS

Rebs.	Opponent	Date
42	EASTERN KENTUCKY	11/8/19
39	vs. Arizona State	11/28/16
39	ROBERT MORRIS	11/17/13
39	EASTERN MICHIGAN	1/2/13
38	TROY	11/20/17
38	vs. Hampton	3/19/15
38	EASTERN KENTUCKY	12/7/14
38	vs. Cleveland State	11/24/09
37	at Texas A&M	1/10/15
37	LOUISVILLE	12/31/11
37	ARKANSAS	1/23/10

## FEWEST DEFENSIVE REBOUNDS

Rebs.	Opponent	Date
9	at Tennessee	2/16/13
13	NORTH CAROLINA	12/13/14
15	vs. Baylor	12/6/13
15	at Alabama	1/18/11
16	vs. Ohio State	12/21/19
16	UTAH	12/15/18
16	vs. Wisconsin	4/4/15
16	ALABAMA	1/31/15
16	TEXAS A&M	1/12/13
16	at Auburn	1/11/12
16	vs. UConn	11/24/10

## MOST ASSISTS

Assts.	Opponent	Date
33	vs. Arizona State	11/28/16
30	HARTFORD	12/29/09
28	LIU BROOKLYN	11/23/12
28	vs. UNC Asheville	11/30/09
25	CLEVELAND STATE	11/23/16
25	AUBURN	2/21/15
25	vs. UCLA	12/20/14
24	vs. North Carolina	12/22/18
24	at Ole Miss	12/29/16
24	UT MARTIN	11/25/16
24	BOSTON	11/21/14
24	MARIST	11/11/11
24	vs. ETSU	3/18/10

## FEWEST ASSISTS

Assts.	Opponent	Date
5	LSU	2/22/14
6	EVANSVILLE	11/12/19
6	vs. Kansas State	3/22/18
6	at Florida	3/3/18
6	VANDERBILT	3/1/11

## MOST TURNOVERS

TOs.	Opponent	Date
24	MOREHEAD STATE	11/13/09
23	SAM HOUSTON STATE	11/19/09
22	ETSU	11/17/17
21	LOUISVILLE	12/31/11
21	vs. Old Dominion	11/20/11
21	NORTH CAROLINA	12/5/09
20	at Texas Tech	1/25/20
20	EASTERN MICHIGAN	11/27/13
20	ALBANY	11/13/15
20	vs. Cleveland State	11/24/09

## FEWEST TURNOVERS

TOs.	Opponent	Date
3	at Georgia	3/3/15
3	at South Carolina	2/4/12
4	ALABAMA	2/23/16
4	COLUMBIA	12/10/14
4	vs. Wisconsin	4/5/14
4	PORTLAND	11/26/11
5	vs. Georgia	3/9/18
5	vs. Georgia	3/12/16
5	at Vanderbilt	2/27/16
5	ALABAMA	1/31/15

## MOST BLOCKS

Blks.	Opponent	Date
18	ST. JOHN'S	12/11/11
15	vs. Stony Brook	3/17/16
14	at Georgia	3/3/10
13	vs. LAMAR	11/24/19
13	vs. UCLA	12/20/14
13	at Ole Miss	1/29/13
13	ARKANSAS	1/17/12
13	vs. Kansas	11/15/11
13	MARIST	11/11/11





# TEAM GAME RECORDS CAL ERA

## FEWEST BLOCKS

Blks.	Opponent	Date
1	vs. Wofford	3/23/19
1	vs. Abilene Christian	3/21/19
1	LSU	2/12/19
1	SOUTH CAROLINA	2/5/19
1	at Alabama	1/5/19
1	vs. Georgia	3/9/18
1	at Vanderbilt	1/10/17
1	vs. Alabama	3/11/16
1	at LSU	1/5/16
1	WRIGHT STATE	11/20/15
1	ALABAMA	1/31/15
1	at Missouri	1/29/15
1	vs. Wisconsin	4/5/14
1	at Florida	3/8/14

## MOST STEALS

Stls.	Opponent	Date
15	LAFAYETTE	11/16/12
13	OLE MISS	1/2/16
13	vs. UConn	12/9/09
12	vs. North Carolina	12/22/18
12	NORTH DAKOTA	11/14/18
12	STEPHEN F. AUSTIN	11/11/16
12	BOSTON	11/24/15
12	NORTH CAROLINA	12/13/14
12	PROVIDENCE	11/30/14
12	LIPSCOMB	12/15/12
12	PORTLAND	11/26/11
12	vs. Cornell	3/25/10
12	GEORGIA	1/9/10
12	vs. UNC Asheville	11/30/09

## FEWEST STEALS

Stls.	Opponent	Date
0	vs. Baylor	12/6/13
1	vs. Duke	11/7/18
1	at West Virginia	1/27/18
1	vs. Michigan State	11/12/13
1	at Robert Morris	3/19/13
1	vs. West Virginia	3/19/11
1	FLORIDA	2/26/11

## MOST PERSONAL FOULS

Fls.	Opponent	Date
33	at Kansas	1/30/16
32	at South Carolina	1/16/18
31	at Arkansas	1/14/14
31	at North Carolina	12/14/13
29	at Missouri	2/3/18
29	at South Carolina	3/1/14
28	VANDERBILT	1/30/10

## FEWEST PERSONAL FOULS

Fls.	Opponent	Date
7	HARTFORD	12/29/09
8	MONTANA STATE	11/23/14
8	LAFAYETTE	11/16/12
8	vs. Florida	3/10/12
8	vs. Princeton	3/17/11
8	WINTHROP	12/22/10
8	DREXEL	12/21/09
8	vs. UNC Asheville	11/30/09

## HIGHEST FIELD-GOAL %

Pct.	Opponent	Date
.677	LIU BROOKLYN	11/23/12
.667	UIC	11/26/17
.647	AUBURN	2/21/15
.645	LAFAYETTE	11/16/12
.643	vs. Alabama	3/10/18
.643	vs. Providence	12/1/13
.614	SOUTH CAROLINA	2/5/13
.613	MARIST	11/11/11
.603	vs. Wake Forest	3/20/10

.603 HARTFORD 12/29/09

## LOWEST FIELD-GOAL %

Pct.	Opponent	Date
.269	at South Carolina	3/1/14
.281	at Texas A&M	1/10/15
.296	BAYLOR	12/1/12
.298	LOUISVILLE	12/31/11
.309	at Auburn	2/12/14
.313	at Missouri	2/3/18
.318	at Tennessee	3/2/19
.315	GEORGIA	12/31/17
.327	ALABAMA	3/4/14
.339	vs. UConn	4/2/11

## HIGHEST FREE-THROW %

Pct.	Opponent	Date
1.000	FLORIDA	2/7/12
1.000	AUSTIN PEAY	12/19/09
.958	TENNESSEE	1/18/14
.955	at Florida	2/7/15
.946	vs. Indiana	3/23/12
.923	at Mississippi State	2/25/15
.913	TEXAS A&M	1/8/19
.912	UTAH VALLEY	11/18/19
.900	MISSOURI	1/4/20
.900	vs. Wisconsin	4/4/15
.900	at Ole Miss	2/18/14

min 10 attempts

## LOWEST FREE-THROW %

Pct.	Opponent	Date
.200	ETSU	11/17/17
.333	vs. UConn	4/2/11
.391	ETSU	11/12/10
.412	vs. Wake Forest	3/20/10
.435	at Vanderbilt	2/27/16
.471	at Texas A&M	2/10/18
.471	PROVIDENCE	11/30/14
.478	at Louisville	12/29/12

min 10 attempts

## HIGHEST 3-POINT %

Pct.	Opponent	Date
.700	at Florida	3/1/16
.692	DREXEL	12/21/09
.667	vs. Alabama	3/10/18
.667	AUSTIN PEAY	12/19/09
.636	vs. Michigan	3/30/14
.625	MISSOURI	2/24/18
.625	BOSTON	11/30/10
.600	ALABAMA	1/11/20
.600	FLORIDA	2/6/16
.600	FLORIDA	2/7/12

min 10 attempts

## LOWEST 3-POINT %

Pct.	Opponent	Date
.000	vs. Davidson	3/15/18
.077	vs. Alabama	3/12/10
.083	UTAH VALLEY	11/18/19
.083	TEXAS	12/5/14
.091	at South Carolina	1/16/18
.091	at Tennessee	2/27/10
.100	at Missouri	2/3/18
.100	TENNESSEE	1/31/12
.111	GEORGIA	1/21/20
.111	at Vanderbilt	1/10/17

min 10 attempts

## HIGHEST REBOUND MARGIN

Margin	Opponent	Date
+31	NIJT	11/14/15
+30	NORTH DAKOTA	11/14/18
+30	GRAND CANYON	11/14/14
+29	EASTERN KENTUCKY	11/8/19

+29	SOUTHERN ILLINOIS	11/9/18
+28	NKU	11/10/13
+27	vs. Abilene Christian	3/21/19
+27	vs. Little Rock	1/3/12
+26	vs. Arizona State	11/28/16
+26	LOUISVILLE	12/31/11

## LOWEST REBOUND MARGIN

Margin	Opponent	Date
-25	at Florida	2/4/17
-18	at Tennessee	2/16/13
-16	vs. Baylor	12/6/13
-16	vs. Maryland	11/9/12
-15	TENNESSEE	1/18/14
-14	at LSU	1/5/16
-12	vs. Wisconsin	4/4/15
-12	GEORGIA	2/3/15
-12	at South Carolina	1/24/14
-12	vs. Alabama	3/12/10
-11	at Kansas	1/30/16
-11	TEXAS	12/5/14

## VICTORY MARGINS

Margin (Score)	Opponent	Date
+58 (86-28)	MONTANA STATE	11/13/14
+52 (101-49)	LAFAYETTE	11/16/12
+50 (108-58)	MARIST	11/11/11
+49 (86-37)	MISSOURI	1/13/15
+48 (92-44)	UT ARLINGTON	11/25/14
+48 (88-40)	RADFORD	11/23/11
+46 (90-44)	MONMOUTH	11/28/18
+46 (115-69)	vs. Arizona State	11/28/16
+44 (88-44)	DREXEL	12/21/09
+43 (104-61)	HARTFORD	12/29/09

## VICTORY MARGIN IN RUPP ARENA

Margin (Score)	Opponent	Date
+58 (86-28)	MONTANA STATE	11/13/14
+52 (101-49)	LAFAYETTE	11/16/12
+50 (108-58)	MARIST	11/11/11
+49 (86-37)	MISSOURI	1/13/15
+48 (92-44)	UT ARLINGTON	11/25/14
+48 (88-40)	RADFORD	11/23/11
+46 (90-44)	MONMOUTH	11/28/18
+44 (88-44)	DREXEL	12/21/09
+43 (104-61)	HARTFORD	12/29/09
+42 (91-49)	EASTERN KENTUCKY	11/8/19
+42 (100-58)	TEXAS A&M	1/3/17

## VICTORY MARGIN IN SEC PLAY

Margin (Score)	Opponent	Date
+49 (86-37)	MISSOURI	1/13/15
+42 (100-58)	TEXAS A&M	1/3/17
+38 (82-44)	LSU	1/15/11
+35 (87-52)	at Vanderbilt	1/29/19
+35 (110-75)	AUBURN	2/21/15
+34 (82-48)	GEORGIA	2/9/16
+34 (88-54)	MISSOURI	1/27/16
+34 (77-43)	SOUTH CAROLINA	2/14/15
+34 (86-52)	at South Carolina	2/4/12
+31 (90-59)	SOUTH CAROLINA	2/19/11
+31 (101-70)	ARKANSAS	1/23/10

## VICTORY MARGIN ON THE ROAD

Margin (Score)	Opponent	Date
+35 (87-52)	at Vanderbilt	1/29/19
+34 (86-52)	at South Carolina	2/4/12
+31 (79-48)	at Portland	11/19/10
+27 (89-62)	at South Carolina	2/13/16
+26 (81-55)	at LSU	2/6/10
+24 (74-50)	at LSU	1/28/12
+23 (99-76)	at Ole Miss	12/29/16
+22 (70-48)	at Alabama	1/17/15
+22 (75-53)	at Auburn	1/19/13
+20 (69-49)	at Georgia	1/15/19

## VICTORY MARGIN AT A NEUTRAL SITE

Margin (Score)	Opponent	Date
+46 (115-69)	vs. Arizona State	11/28/16
+39 (78-39)	vs. West Virginia	3/26/15
+39 (83-44)	vs. UCLA	12/20/14
+38 (85-47)	vs. Penn State	11/19/11
+35 (79-44)	vs. Abilene Christian	3/21/19
+32 (72-40)	vs. Kansas	11/18/14
+30 (90-60)	vs. Wake Forest	3/20/10
+29 (100-71)	vs. ETSU	3/18/10
+29 (74-45)	vs. Tennessee	3/13/10
+28 (85-57)	vs. Stony Brook	3/17/16
+26 (85-59)	vs. Alabama	3/11/16

## VICTORY MARGIN ON THE ROAD IN THE SEC

Margin (Score)	Opponent	Date
+35 (87-52)	at Vanderbilt	1/29/19
+34 (86-52)	at South Carolina	2/4/12
+27 (89-62)	at South Carolina	2/13/16
+26 (81-55)	at LSU	2/6/10
+24 (74-50)	at LSU	1/28/12
+23 (99-76)	at Ole Miss	12/29/16
+22 (70-48)	at Alabama	1/17/15
+22 (75-53)	at Auburn	1/19/13
+20 (69-49)	at Georgia	1/15/19
+18 (74-56)	at Mississippi State	2/25/15
+18 (66-48)	at Tennessee	2/17/15


## VICTORY MARGIN IN THE SEC TOURNAMENT

Margin (Score)	Opponent	Date
+29 (74-45)	vs. Tennessee	3/13/10
+26 (85-59)	vs. Alabama	3/11/16
+24 (91-67)	vs. Auburn	3/14/15
+23 (86-63)	vs. Alabama	3/10/18
+18 (73-55)	vs. Alabama	3/15/19
+18 (85-67)	vs. LSU	3/14/14
+17 (82-65)	vs. Arkansas	3/12/17
+16 (70-54)	vs. Florida	3/13/11
+15 (78-63)	vs. Arkansas	3/15/15
+15 (64-49)	vs. Florida	3/13/15

## VICTORY MARGIN IN THE NCAA TOURNAMENT

Margin (Score)	Opponent	Date
+39 (78-39)	vs. West Virginia	3/26/15
+35 (79-44)	vs. Abilene Christian	3/21/19
+30 (90-60)	vs. Wake Forest	3/20/10
+29 (100-71)	vs. ETSU	3/18/10
+28 (85-57)	vs. Stony Brook	3/17/16
+23 (79-56)	vs. Hampton	3/19/15
+20 (95-75)	vs. Buffalo	3/17/18
+17 (62-45)	vs. Cornell	3/25/10
+16 (87-71)	vs. Iowa State	3/17/12
+15 (81-66)	vs. Western Kentucky	3/15/12
+13 (64-51)	vs. Cincinnati	3/21/15





**BAM ADEBAYO**  
**MIAMI HEAT**  
 DRAFTED: 2017 / Rd 1, Pk 14 (Miami)  
 2019-20 NBA STATS

PPG	RPG	BPG	APG
15.9	10.4	1.2	4.7

**CAREER** PPG RPG APG

9.8	7.4	2.5
-----	-----	-----

**NBA NOTES** Eastern Conference POW (Dec. 16) after producing two triple-doubles in three games




**ERIC BLEDSOE**  
**MILWAUKEE BUCKS**  
 DRAFTED: 2010 / Rd 1, Pk 18 (OKC)  
 2019-20 NBA STATS

PPG	APG	RPG	SPG
15.0	5.1	4.5	0.9

**CAREER** PPG APG SPG

14.1	4.8	1.4
------	-----	-----

**NBA NOTES** Six games of 25 points or more for the Bucks, who own the best record in the NBA




**DEVIN BOOKER**  
**PHOENIX SUNS**  
 DRAFTED: 2015 / Rd 1, Pk 13 (Phoenix)  
 2019-20 NBA STATS

PPG	RPG	APG	FG%
27.0	4.0	6.3	50.8

**CAREER** PPG APG FG%

22.2	4.5	44.7
------	-----	------

**NBA NOTES** Set a franchise record with seven straight 30-point games from Dec. 27 to Jan. 7



**WILLIE CAULEY-STEIN**  
**DALLAS MAVERICKS**  
 DRAFTED: 2015 / Rd 1, Pk 6 (Sacramento)  
 2019-20 NBA STATS

PPG	RPG	BPG	FG%
7.9	6.2	1.2	56.0

**CAREER** PPG RPG FG%

9.8	6.4	53.6
-----	-----	------

**NBA NOTES** Traded from Golden State to the Mavericks on Jan. 24




**ANTHONY DAVIS**  
**LOS ANGELES LAKERS**  
 DRAFTED: 2012 / Rd 1, Pk 1 (New Orleans)  
 2019-20 NBA STATS

PPG	RPG	BPG	PER
26.5	9.1	2.5	28.05

**CAREER** PPG RPG BPG

23.9	10.4	2.4
------	------	-----

**NBA NOTES** Selected for his seventh career NBA All-Star Game and fourth as a starter



**WENYEN GABRIEL**  
**PORTLAND TRAIL BLAZERS**  
 2018 / Undrafted, Signed by Sacramento  
 2019-20 NBA STATS

PPG	RPG	FG%	MPG
1.7	0.9	35.3	5.5

**CAREER** PPG RPG MPG

1.7	0.9	5.5
-----	-----	-----

**NBA NOTES** Traded from Sacramento to Portland on Jan. 18

**29** Players on a 2019-20 NBA opening-day roster, five more than the next-closest school (Duke)

**49** Total players have earned selection in the NBA Draft during John Calipari's career at Kentucky, Memphis and UMass

**38** Players during Calipari's 10 seasons at UK have been selected in the NBA Draft, the most of any coach in that time period

**29** First-round selections during Calipari's tenure at Kentucky, including 21 lottery selections

**3** Wildcats have been selected No. 1 overall in the Calipari era at UK (John Wall, Anthony Davis and Karl-Anthony Towns)

**7** Over the last 10 years, there are 22 lottery picks who have earned max contracts in the NBA. Seven of them went to Kentucky

**2.26** Billion dollars Calipari's all-time players have earned in NBA contracts alone, including \$1.9 billion at Kentucky




**DEMARCUS COUSINS**  
**LOS ANGELES LAKERS**  
 DRAFTED: 2010 / Rd 1, Pk 5 (Sacramento)  
 2019-20 NBA STATS

PPG	RPG	BPG	SPG
N/A	N/A	N/A	N/A

**CAREER** PPG RPG SPG

21.2	10.9	1.4
------	------	-----

**NBA NOTES** Expected to miss most, if not all, of 2019-20 season with a knee injury




**HAMIDOU DIALLO**  
**OKLAHOMA CITY THUNDER**  
 DRAFTED: 2018 / Rd 2, Pk 45 (Brooklyn)  
 2019-20 NBA STATS

PPG	RPG	SPG	FG%
7.1	3.6	0.9	45.2

**CAREER** PPG RPG FG%

4.9	2.5	45.3
-----	-----	------

**NBA NOTES** Earned second double-double of the year with 10 points and 10 boards vs. Minnesota (1/25)



**SHAI GILGEUS-ALEXANDER**  
**OKLAHOMA CITY THUNDER**  
 DRAFT: 2018 / Rd 1, Pk 11 (Charlotte)  
 2019-20 NBA STATS

PPG	RPG	APG	SPG
19.7	6.0	3.1	1.3

**CAREER** PPG RPG APG

14.1	4.0	3.2
------	-----	-----

**NBA NOTES** On Jan. 13, became the youngest player in NBA history to record a 20-rebound triple-double




**DE'AARON FOX**  
**SACRAMENTO KINGS**  
 DRAFT: 2017 / Rd 1, Pk 5 (Sacramento)  
 2019-20 NBA STATS

PPG	RPG	APG	SPG
19.1	4.3	7.1	1.6

**CAREER** PPG RPG APG

15.2	3.4	6.1
------	-----	-----

**NBA NOTES** Scored in double figures in 11 straight games as of Jan. 24



**TYLER HERRO**  
**MIAMI HEAT**  
 DRAFT: 2019 / Rd 1, Pk 13 (Miami)  
 2019-20 NBA STATS

PPG	RPG	APG	FG%
13.3	4.1	2.1	41.9

**CAREER** PPG RPG APG

13.3	4.1	2.1
------	-----	-----

**NBA NOTES** Second in 3-pointers made among all NBA rookies with 91 makes

## NBA LEADERS

Stats are through games on Jan. 26. Top 20 is the cutoff.

### Points Per Game

1. James Harden (Rockets) - 36.1
8. Devin Booker (Suns) - 27.0
9. Anthony Davis (Lakers) - 26.5

### Rebounds Per Game

1. Andre Drummond (Pistons) - 15.8
8. Bam Adebayo (Heat) - 10.4
18. Julius Randle (Knicks) - 9.3
19. Anthony Davis (Lakers) - 9.1

### Assists Per Game

1. LeBron James (Lakers) - 10.7
19. Devin Booker (Suns) - 6.3

### Blocks Per Game

1. Hassan Whiteside (Trailblazers) - 3.0
3. Anthony Davis (Lakers) - 2.5
12. Nerlens Noel (Thunder) - 1.6
20. Willie Cauley-Stein (Mavericks) - 1.2

### Field-Goal Percentage

1. Mitchell Robinson (Knicks) - .717
10. Bam Adebayo (Heat) - .586
18. Karl-Anthony Towns (Timberwolves) - .515

### Free-Throw Percentage

1. Malcom Brogdon (Bucks) - .926
2. Devin Booker (Suns) - .921
4. Jamal Murray (Nuggets) - .916

### Minutes Per Game

1. James Harden (Rockets) - 37.0
6. Devin Booker (Suns) - 36.1
10. Shai Gilgeous-Alexander (Thunder) - 35.6
20. Anthony Davis (Lakers) - 34.6

### Double-Doubles

1. Giannis Antetokounmpo - 38
11. Bam Adebayo (Heat) - 25
- T16. Julius Randle (Knicks) - 19
- T16. Karl-Anthony Towns (Timberwolves) - 19
18. Anthony Davis (Lakers) - 18

### Triple-Doubles


1. Luka Doncic (Mavericks) - 12
- T9. Bam Adebayo (Heat) - 2
- T14. Shai Gilgeous-Alexander (Thunder) - 1

### Player Efficiency Rating

1. Giannis Antetokounmpo (Bucks) - 32.81
4. Anthony Davis (Lakers) - 28.05
11. Enes Kanter (Celtics) - 24.27
14. Nerlens Noel (Thunder) - 22.88



# KENTUCKY X NBA




**KELDON JOHNSON**  
**SAN ANTONIO SPURS**  
 DRAFT: 2019 / Rd 1, Pk 29 (San Antonio)  
 2019-20 NBA STATS

PPG	RPG	FG%	MPG
1.0	1.0	25.0	3.5

**CAREER** PPG RPG MPG  
 1.0 1.0 3.5

**NBA NOTES** Scored his first career points vs. Milwaukee on Jan. 4




**ENES KANTER**  
**BOSTON CELTICS**  
 DRAFT: 2011 / Rd 1, Pk 3 (Utah)  
 2019-20 NBA STATS

PPG	RPG	APG	FG%
9.5	8.2	1.1	60.2

**CAREER** PPG RPG FG%  
 11.8 7.6 54.3

**NBA NOTES** As of Jan. 26, ranked in the top 15 of the league in player efficiency rating



**MICHAEL KIDD-GILCHRIST**  
**CHARLOTTE HORNETS**  
 DRAFT: 2012 / Rd 1, Pk 2 (Charlotte)  
 2019-20 NBA STATS

PPG	RPG	APG	FT%
4.0	2.9	0.8	77.8

**CAREER** PPG RPG APG  
 8.6 5.5 1.2

**NBA NOTES** Owns the fifth-most rebounds in franchise history



**BRANDON KNIGHT**  
**CLEVELAND CAVALIERS**  
 DRAFT: 2011 / Rd 1, Pk 12 (Detroit)  
 2019-20 NBA STATS

PPG	RPG	APG	MPG
4.9	1.3	1.9	15.1

**CAREER** PPG RPG APG  
 14.1 3.1 4.0

**NBA NOTES** Has been out since Jan. 17 due to a lingering knee injury



**KEVIN KNOX II**  
**NEW YORK KNICKS**  
 DRAFT: 2018 / Rd 1, Pk 9 (New York)  
 2019-20 NBA STATS

PPG	RPG	APG	MPG
7.2	3.1	1.1	18.8

**CAREER** PPG RPG APG  
 10.7 3.9 1.1

**NBA NOTES** Had 17 points on 6-of-8 shooting in a win over Miami on Jan. 12



**SKAL LABISSIERE**  
**PORTLAND TRAIL BLAZERS**  
 DRAFT: 2016 / Rd 1, Pk 28 (Phoenix)  
 2019-20 NBA STATS

PPG	RPG	APG	FG%
5.8	5.1	1.3	55.1

**CAREER** PPG RPG FG%  
 7.2 4.5 49.2

**NBA NOTES** Has not played since Dec. 28 due to a knee injury



**TREY LYLES**  
**SAN ANTONIO SPURS**  
 DRAFT: 2016 / Rd 1, Pk 12 (Utah)  
 2019-20 NBA STATS

PPG	RPG	APG	FG%
4.6	5.7	1.2	40.1

**CAREER** PPG RPG FG%  
 7.2 4.2 42.8

**NBA NOTES** Season-best 17 points with a trio of 3-pointers against Memphis on Dec. 23



**DARIUS MILLER**  
**NEW ORLEANS PELICANS**  
 DRAFT: 2012 / Rd 2, Pk 46 (New Orleans)  
 2019-20 NBA STATS

PPG	RPG	APG	FG%
N/A	N/A	N/A	N/A

**CAREER** PPG APG FT%  
 6.0 1.4 83.0

**NBA NOTES** Out for season after injuring right Achilles




**MALIK MONK**  
**CHARLOTTE HORNETS**  
 DRAFT: 2017 / Rd 1, Pk 11 (Charlotte)  
 2019-20 NBA STATS

PPG	RPG	APG	FG%
9.0	2.6	2.0	43.7

**CAREER** PPG RPG APG  
 8.2 1.8 1.7

**NBA NOTES** Career-high 31 points with five rebounds and five assists against Milwaukee on Jan. 24




**JAMAL MURRAY**  
**DENVER NUGGETS**  
 DRAFT: 2016 / Rd 1, Pk 7 (Denver)  
 2019-20 NBA STATS

PPG	RPG	APG	SPG
17.6	4.1	4.6	1.4

**CAREER** PPG APG RPG  
 15.2 3.6 3.6

**NBA NOTES** Scored a season-high-tying 39 points on 13-of-19 shooting vs. Washington on Jan. 4




**NERLENS NOEL**  
**OKLAHOMA CITY THUNDER**  
 DRAFT: 2013 / Rd 1, Pk 6 (New Orleans)  
 2019-20 NBA STATS

PPG	RPG	BPG	FG%
8.2	5.2	1.6	67.6

**CAREER** PPG BPG RPG  
 8.2 1.4 6.3

**NBA NOTES** Ranks among the top 15 in the NBA in player efficiency and blocks per game




**PATRICK PATTERSON**  
**LOS ANGELES CLIPPERS**  
 DRAFT: 2010 / Rd 1, Pk 14 (Houston)  
 2019-20 NBA STATS

PPG	RPG	APG	FG%
5.1	2.7	0.7	40.0

**CAREER** PPG RPG APG  
 6.8 4.0 1.0

**NBA NOTES** Hit a career-high six 3-pointers against Golden State on Oct. 24



**JULIUS RANDLE**  
**NEW YORK KNICKS**  
 DRAFT: 2014 / Rd 1, Pk 7 (LA Lakers)  
 2019-20 NBA STATS

PPG	RPG	APG	FG%
18.9	9.3	3.2	44.8

**CAREER** PPG RPG APG  
 15.8 8.9 2.8

**NBA NOTES** Scored 30 or more in three straight games from Dec. 23 to Dec. 28.



**RAJON RONDO**  
**LOS ANGELES LAKERS**  
 DRAFTED: 2006 / Rd 1, Pk 21 (Phoenix)  
 2019-20 NBA STATS

PPG	RPG	APG	SPG
7.6	3.6	5.4	0.9

**CAREER** PPG RPG APG  
 10.3 4.8 8.3

**NBA NOTES** Four-time NBA All-Star in his 14th season in the NBA



**KARL-ANTHONY TOWNS**  
**MINNESOTA TIMBERWOLVES**  
 DRAFTED: 2015 / Rd 1, Pk 1 (Minnesota)  
 2019-20 NBA STATS

PPG	RPG	APG	PER
27.0	10.8	4.3	28.42

**CAREER** PPG RPG FG%  
 22.6 11.8 53.5

**NBA NOTES** Scored a season-high 40 points on 66.7% shooting Jan. 22 against the Bulls



**JARRED VANDERBILT**  
**DENVER NUGGETS**  
 DRAFT: 2018 / Rd 2, Pk 41 (Orlando)  
 2019-20 NBA STATS

PPG	RPG	APG	MPG
0.7	0.7	0.2	3.3

**CAREER** PPG RPG MPG  
 1.2 1.2 4.1

**NBA NOTES** Appeared in six games in 2019-20



**JOHN WALL**  
**WASHINGTON WIZARDS**  
 DRAFT: 2010 / Rd 1, Pk 1 (Washington)  
 2019-20 NBA STATS

PPG	RPG	APG	SPG
N/A	N/A	N/A	N/A

**CAREER** PPG APG RPG  
 19.0 9.2 4.3

**NBA NOTES** Franchise leader in career assists and steals, out for 2019-20 with an Achilles injury



**PJ WASHINGTON**  
**CHARLOTTE HORNETS**  
 DRAFT: 2019 / Rd 1, Pk 12 (Charlotte)  
 2019-20 NBA STATS

PPG	RPG	APG	3FG%
12.3	5.4	2.0	41.0

**CAREER** PPG RPG 3FG%  
 12.3 5.4 41.0

**NBA NOTES** Had an NBA-rookie record seven 3s in his debut against Chicago







# ASHTON HAGANS

Sophomore | Guard | 6-3 | 198 lbs | Cartersville, Ga. | Newton

[@H23Ash](#) | [@ashton.hagans](#)

## 2019-20 SEASON/CAREER HIGHS

<b>Points</b>		
Season	26, vs. UTAH VALLEY (11/18/19)	
Career	26, vs. UTAH VALLEY (11/18/19)	
<b>Rebounds</b>		
Season	9, vs. ALABAMA (1/11/20)	
Career	9, vs. ALABAMA (1/11/20)	
<b>Field Goals</b>		
Season	8, 2x, last vs. GEORGIA (1/21/20)	
Career	9, at Georgia (1/15/19)	
<b>Field Goals Attempted</b>		
Season	17, vs. GEORGIA (1/21/20)	
Career	18, at Georgia (1/15/19)	
<b>3-Point Field Goals</b>		
Season	3, vs. LAMAR (11/24/19)	
Career	3, vs. LAMAR (11/24/19)	
<b>3-Point Field Goals Attempted</b>		
Season	4, 4x, last at Arkansas (1/18/20)	
Career	4, 7x, last at Arkansas (1/18/20)	
<b>Free Throws</b>		
Season	12, vs. UTAH VALLEY (11/18/19)	
Career	12, vs. UTAH VALLEY (11/18/19)	
<b>Free Throws Attempted</b>		
Season	12, vs. UTAH VALLEY (11/18/19)	
Career	12, vs. UTAH VALLEY (11/18/19)	
<b>Assists</b>		
Season	12, vs. UAB (11/29/19)	
Career	12, 2x, last vs. UAB (11/29/19)	
<b>Steals</b>		
Season	4, 3x, last vs. GEORGIA (1/21/20)	
Career	8, vs. North Carolina (12/22/18)	
<b>Blocks</b>		
Season	1, 4x, last vs. GEORGIA (1/21/20)	
Career	2, vs. VMI (11/18/18)	
<b>Minutes</b>		
Season	43, 2x, last at Texas Tech (1/25/20)	
Career	43, 2x, last at Texas Tech (1/25/20)	

MISCELLANEOUS	2019-20	CAREER
Dunks	9	12
Double-Figure Scoring Games	14	27
Double-Figure Rebounding Games	0	0
Games With Double-Double	1	2
Games Led UK in Scoring	3	5
Games Led UK in Rebounding	2	3
Games Led UK in Assists	18	44
Games Led UK in Steals	15	32
Games Led UK in Blocks	1	2
Games With 3+ Assists	19	48
Games With 3+ Blocks	0	0
Games With 3+ Steals	7	17
Games With 3+ 3-Pointers	1	1

- Dominated Georgia on Jan. 21 with a game-high 23 points, nine assists, five rebounds and four steals
- Flirted with a triple-double with 15 points against Alabama, a career-high nine rebounds and nine assists, adding three steals for good measure
- His 7.3 assist average is on a school-record pace (current record is 7.0 by Tyler Ulis in 2015-16)
- Played a career-high-tying 43 minutes against Texas Tech and came up with crucial defensive plays down the stretch, including swatting away the potential game-tying shot in the closing seconds
- National writer Jeff Goodman on Hagans' defensive prowess: "Lots of great defensive players out there, but I'll take Ashton Hagans over all of them"
- Calipari's assessment of Hagans: "We could say there are better point guards in the country, but you got to tell me who you're talking about"
- Sixth nationally in assists per game (7.3) and third in SEC in assist-to-turnover ratio (2.2)
- Streak of 16 games with at least five assists is best run since Tyler Ulis did in 24 straight games from Dec. 26, 2015 to March 17, 2016
- Leads the team with 138 assists and has led the Wildcats in assists in all but one game
- Posted career-high-tying 12 assists against UAB
- Coming off a lower-leg injury, scored a career-high 26 points vs. Utah Valley, including a 12-for-12 performance at the free-throw line
- Drew the main defensive assignment on Michigan State guard Cassius Winston, a leading national player of the year candidate, to help UK to the win
- All-SEC Preseason First Team selection by the league's media and coaches
- National watch lists: Citizen Naismith Trophy, Wooden Preseason Top 50, Lute Olson Award, Bob Cousy Award, Naismith National Defensive Player of the Year
- SEC Co-Defensive Player of the Year and SEC All-Defensive Team in 2018-19
- Naismith National Defensive Player of the Year semifinalist as a freshman
- Led UK with 61 steals, tied for third most among all freshmen in school history
  - First player in program history with at least three steals in seven straight
  - Steals streak was the longest by a major-conference freshman since Chris Paul had a stretch of 10 straight games with three or more steals in 2003-04
- Tied Rajon Rondo and Wayne Turner's school record with eight steals against North Carolina



**Birthday:** July 8

**Parents:** Monica Wheeler and Marvin Hagans

**Major:** Community and leadership development

**Off the court he likes ...**

Going to the studio and rapping for the fun of it

**Did you know?**

He chose to wear No. 0 this season because it was also his high school number

## Game-By-Game Statistics

Opponent	Date	GS	Min	FG-A	Pct.	3FG-A	Pct.	FT-A	Pct.	Off-Def-Tot	PF	Ast	TO	Blk	Stl	Pts
vs. Michigan St.	11/5/19	*	29	3-9	.333	0-1	.000	5-5	1.000	1-1-2	1	3	3	0	1	11
EKU	11/8/19	*	23	5-9	.556	0-3	.000	1-3	.333	1-6-7	2	5	3	0	3	11
EVANSVILLE	11/12/19	*	24	1-8	.125	0-3	.000	1-2	.500	0-2-2	4	3	4	0	2	3
UTAH VALLEY	11/18/19	*	37	7-14	.500	0-2	.000	12-12	1.000	0-5-5	0	6	6	1	1	26
MT. ST. MARY'S	11/22/19	*	29	5-8	.625	0-0	.000	6-6	1.000	0-7-7	2	7	2	0	1	16
LAMAR	11/24/19	*	32	4-6	.667	3-4	.750	4-4	1.000	0-3-3	2	9	4	0	2	15
UAB	11/29/19	*	35	2-6	.333	1-3	.333	4-6	.667	1-2-3	3	12	2	0	2	9
FDU	12/7/19	*	30	2-4	.500	0-0	.000	7-7	1.000	0-2-2	3	11	2	0	2	11
GEORGIA TECH	12/14/19	*	35	8-10	.800	2-3	.667	3-4	.750	0-7-7	3	7	6	0	2	21
vs. Utah	12/18/19	*	37	5-14	.357	1-4	.250	5-6	.833	1-2-3	1	8	2	0	4	16
vs. Ohio State	12/21/19	*	37	5-10	.500	0-2	.000	4-6	.667	0-1-1	2	9	2	0	3	14
LOUISVILLE	12/28/19	*	43	3-8	.375	1-1	1.000	1-2	.500	0-5-5	1	8	2	1	2	8
MISSOURI	1/4/20	*	35	0-3	.000	0-0	.000	7-8	.875	0-5-5	3	7	5	0	1	7
at Georgia	1/7/20	*	36	4-12	.333	1-4	.250	4-6	.667	0-2-2	3	5	2	1	4	13
ALABAMA	1/11/20	*	36	4-10	.400	1-2	.500	6-9	.667	0-9-9	2	9	4	0	3	15
at South Carolina	1/15/20	*	32	2-10	.200	0-2	.000	9-11	.818	0-4-4	5	7	5	0	1	13
at Arkansas	1/18/20	*	34	4-11	.364	2-4	.500	3-5	.600	0-6-6	5	6	1	0	1	13
GEORGIA	1/21/20	*	36	8-17	.471	0-1	.000	7-8	.875	1-4-5	3	9	3	1	4	23
at Texas Tech	1/25/20	*	43	2-6	.333	0-0	.000	2-2	1.000	0-3-3	3	7	4	0	3	6

## Career Statistics

Year	GP-GS	Min-Avg	FG-FGA	Pct	3FG-FGA	Pct	FT-FTA	Pct	Off-Def-Tot-Avg	PF-FO	Ast	TO	Blk	Stl	Pts	Avg
2018-19	37-30	1054-28.5	100-214	.467	14-51	.275	70-92	.761	22-74-96-2.6	73-0	160	94	4	61	284	7.7
2019-20	19-19	643-33.8	74-175	.423	12-39	.308	91-112	.813	5-76-81-4.3	48-2	138	62	4	42	251	13.2
TOTAL	56-49	1697-30.3	174-389	.447	26-90	.289	161-204	.789	27-150-177-3.2	121-2	298	156	8	103	535	9.6

## 2019-20 SEASON/CAREER HIGHS

<b>Points</b>	
Season	17, vs. Ohio State (12/21/19)
Career	32, vs. HOLY CROSS (1/14/19)
<b>Rebounds</b>	
Season	12, vs. UTAH VALLEY (11/18/19)
Career	17, vs. ARMY (3/2/19)
<b>Field Goals</b>	
Season	6, vs. Ohio State (12/21/19)
Career	11, vs. HOLY CROSS (1/14/19)
<b>Field Goals Attempted</b>	
Season	11, vs. Ohio State (12/21/19)
Career	17, vs. ARMY (3/2/19)
<b>3-Point Field Goals</b>	
Season	5, vs. Ohio State (12/21/19)
Career	5, 2x, last vs. Ohio State (12/21/19)
<b>3-Point Field Goals Attempted</b>	
Season	8, vs. Ohio State (12/21/19)
Career	8, 2x, last vs. Ohio State (12/21/19)
<b>Free Throws</b>	
Season	5, 2x, last vs. EVANSVILLE (11/12/19)
Career	9, vs. HOLY CROSS (1/14/19)
<b>Free Throws Attempted</b>	
Season	7, vs. ECU (11/8/19)
Career	10, vs. HOLY CROSS (1/14/19)
<b>Assists</b>	
Season	4, vs. MT. ST. MARY'S (11/22/19)
Career	5, vs. BOSTON UNIVERSITY (3/4/18)
<b>Steals</b>	
Season	2, vs. ECU (11/8/19)
Career	2, 5x, last vs. ECU (11/8/19)
<b>Blocks</b>	
Season	2, 3x, last vs. ALABAMA (1/11/20)
Career	4, 2x, last vs. ARMY (3/2/19)
<b>Minutes</b>	
Season	34, vs. UTAH VALLEY (11/18/19)
Career	39, at St. Bonaventure (11/7/18)

## MISCELLANEOUS 2019-20 CAREER\*

Dunks	3	3^
Double-Figure		
Scoring Games	2	42
Double-Figure		
Rebounding Games	2	14
Games With		
Double-Double	1	12
Games Led UK		
in Scoring	1	10
Games Led UK		
in Rebounding	4	31
Games Led UK		
in Assists	0	0
Games Led UK		
in Steals	1	13
Games Led UK		
in Blocks	1	33
Games With		
3+ Assists	1	10
Games With		
3+ Blocks	0	5
Games With		
3+ Steals	0	0
Games With		
3+ 3-Pointers	1	5

\*includes Bucknell statistics

^only includes UK career

- Provided solid minutes down the stretch at Texas Tech and finished with eight points, including a key 3-pointer in overtime
- One of 30 candidates for the Senior CLASS Award, which honors student-athletes who excel in the community, classroom and competition and exhibit high character
- Drained five 3-pointers en route to a season-high 17 points against Ohio State
  - Five 3s are tied for the most this season by a Wildcat and tied his career high, previously set vs. Boston University on Jan. 5, 2019, as a player for Bucknell
- Returned against Utah after undergoing surgery on a fractured bone in his left wrist on Nov. 27
- Currently 17 points shy of 1,000 career points
- Posted his first double-double as a Wildcat vs. Eastern Kentucky with 12 points and 11 rebounds
- Made his Kentucky debut in the win vs. No. 1/1 Michigan State, recording seven points and six rebounds with a key 3-pointer in the second half to push UK's lead to 13
- Averaged 12.0 points and 9.0 rebounds in UK's two exhibition games, including a double-double vs. Georgetown College (11 points, 10 boards) and 13 points vs. Kentucky State
- Graduate transfer who concluded his career at Bucknell as an All-Patriot League Second Team member
- Ranked second on the team and sixth in the Patriot League in points per game (15.8) and led the team and league in rebounds per game (8.5) as a senior
- Shot 53.6% from the field, 38% from 3-point range and 80.8% from the free-throw line
- Scored in double figures in 27 games
- Calipari has called him a bigger, stronger Derek Willis because of his ability to stretch the floor and hit shots: "He's way better than I thought he was," Calipari said
- Tallied career-high 32 points and broke school record for most field goals without a miss (11 of 11) against Holy Cross
- First player from Cameron County to become a Division I athlete since the 1970s

Birthday: May 12

Parents: Donald and Rachelle Sestina

Grad program: Kinesiology and health promotion

Off the court he likes to ...  
Go fishing with his dad and two brothersDid you know?  
His nickname is "Sesti," and he has at least one cup of coffee every day

## Game-By-Game Statistics

Opponent	Date	GS	Min	FG-A	Pct.	3FG-A	Pct.	FT-A	Pct.	Off-Def-Tot	PF	Ast	TO	Blk	Stl	Pts
vs. Michigan St.	11/5/19	*	31	3-4	.750	1-2	.500	0-0	.000	0-6-6	3	2	0	1	0	7
EKU	11/8/19	*	30	3-6	.500	1-3	.333	5-7	.714	3-8-11	2	2	1	2	2	12
EVANSVILLE	11/12/19	*	30	2-4	.500	0-1	.000	5-5	1.000	1-4-5	3	0	2	1	0	9
UTAH VALLEY	11/18/19	*	34	2-8	.250	0-3	.000	4-4	1.000	3-9-12	4	1	3	0	0	8
MT. ST. MARY'S	11/22/19	*	25	1-3	.333	0-2	.000	3-3	1.000	1-3-4	1	4	0	0	0	5
LAMAR	11/24/19	*	17	1-2	.500	1-2	.500	0-0	.000	1-4-5	2	2	1	0	0	3
UAB	11/29/19															
FDU	12/7/19															
GEORGIA TECH	12/14/19															
vs. Utah	12/18/19		10	0-1	.000	0-0	.000	0-0	.000	1-0-1	1	0	1	1	0	0
vs. Ohio State	12/21/19		32	6-11	.545	5-8	.625	0-0	.000	3-1-4	4	1	0	0	0	17
LOUISVILLE	12/28/19		16	3-6	.500	0-1	.000	0-0	.000	2-1-3	5	1	0	0	1	6
MISSOURI	1/4/20		27	1-4	.250	0-1	.000	4-4	1.000	1-5-6	3	1	0	2	1	6
at Georgia	1/7/20		20	3-7	.429	1-2	.500	1-3	.333	3-4-7	3	1	0	0	0	8
ALABAMA	1/11/20		18	2-4	.500	2-3	.667	0-0	.000	2-2-4	3	0	1	2	1	6
at South Carolina	1/15/20		21	3-6	.500	1-3	.333	0-1	.000	2-2-4	1	0	2	0	1	7
at Arkansas	1/18/20		21	1-4	.250	1-2	.500	0-0	.000	2-1-3	4	1	1	0	1	3
GEORGIA	1/21/20		6	1-2	.500	0-0	.000	0-0	.000	0-2-2	2	0	0	0	0	2
at Texas Tech	1/25/20		21	3-6	.500	2-4	.500	0-0	.000	1-2-3	5	0	2	0	1	8

## Career Statistics

Year	GP-GS	Min-Avg	FG-FGA	Pct	3FG-FGA	Pct	FT-FTA	Pct	Off-Def-Tot-Avg	PF-FO	Ast	TO	Blk	Stl	Pts	Avg
2015-16	4-0	32-8.0	6-11	.545	2-3	.667	1-1	1.000	1-4-5-1.3	7-0	3	4	0	2	15	3.8
2016-17	31-0	371-12.0	63-124	.508	7-24	.292	16-23	.696	35-79-114-3.7	57-0	12	27	17	7	149	4.8
2017-18	34-0	508-14.9	89-159	.560	14-41	.341	29-39	.744	37-97-134-3.9	71-0	31	35	20	11	221	6.5
2018-19	31-31	858-27.7	185-345	.536	41-108	.380	80-99	.808	61-201-262-8.5	89-3	37	66	33	11	491	15.8
2019-20	16-6	359-22.4	35-78	.449	15-37	.405	22-27	.815	26-54-80-5.0	46-2	16	14	9	8	107	6.7
<b>TOTAL</b>	<b>116-37</b>	<b>2128-18.3</b>	<b>378-717</b>	<b>.527</b>	<b>79-213</b>	<b>.371</b>	<b>148-189</b>	<b>.783</b>	<b>160-435-595-5.1</b>	<b>270-5</b>	<b>99</b>	<b>146</b>	<b>79</b>	<b>39</b>	<b>983</b>	<b>8.5</b>

## 2019-20 SEASON/CAREER HIGHS

<b>Points</b>		
Season	27, vs. LOUISVILLE (12/28/19)	
Career	27, vs. LOUISVILLE (12/28/19)	
<b>Rebounds</b>		
Season	7, 3x, last at Georgia (1/7/20)	
Career	7, 3x, last at Georgia (1/7/20)	
<b>Field Goals</b>		
Season	9, vs. LOUISVILLE (12/28/19)	
Career	9, vs. LOUISVILLE (12/28/19)	
<b>Field Goals Attempted</b>		
Season	17, vs. ALABAMA (1/11/20)	
Career	17, vs. ALABAMA (1/11/20)	
<b>3-Point Field Goals</b>		
Season	4, 2x, last vs. LOUISVILLE (12/28/19)	
Career	4, 2x, last vs. LOUISVILLE (12/28/19)	
<b>3-Point Field Goals Attempted</b>		
Season	7, vs. Michigan State (11/5/19)	
Career	7, vs. Michigan State (11/5/19)	
<b>Free Throws</b>		
Season	9, vs. Michigan State (11/5/19)	
Career	9, vs. Michigan State (11/5/19)	
<b>Free Throws Attempted</b>		
Season	10, vs. Michigan State (11/5/19)	
Career	10, vs. Michigan State (11/5/19)	
<b>Assists</b>		
Season	8, at Georgia (1/7/20)	
Career	8, at Georgia (1/7/20)	
<b>Steals</b>		
Season	2, 3x, last vs. Arkansas (1/18/20)	
Career	2, 3x, last vs. Arkansas (1/18/20)	
<b>Blocks</b>		
Season	4, at Georgia (1/7/20)	
Career	4, at Georgia (1/7/20)	
<b>Minutes</b>		
Season	41, vs. LOUISVILLE (12/28/19)	
Career	41, vs. LOUISVILLE (12/28/19)	

## MISCELLANEOUS 2019-20 CAREER

Dunks	3	3
Double-Figure Scoring Games	12	12
Double-Figure Rebounding Games	0	0
Games With Double-Double	0	0
Games Led UK in Scoring	5	5
Games Led UK in Rebounding	3	3
Games Led UK in Assists	1	1
Games Led UK in Steals	3	3
Games Led UK in Blocks	2	2
Games With 3+ Assists	12	12
Games With 3+ Blocks	1	1
Games With 3+ Steals	0	0
Games With 3+ 3-Pointers	3	3

- Fourth-leading scorer on the team with 12 games in double figures
- Shared team-high honors with 17 points and seven rebounds at Georgia while adding career highs with eight assists and four blocked shots
  - UK is 5-0 this season when he has at least four assists
- Named Bluegrass Sports Commission MVP against Louisville after scoring a career-high 27 points
  - Most points by a UK player vs. Louisville since Jodie Meeks had 28 on Jan. 5, 2009 and the most ever by a freshman in the rivalry
- Named NCAA March Madness National Player of the Week USBWA Wayman Tisdale National Freshman of Week for the week of Dec. 30
- Two-time SEC Freshman of the Week
- Averaging 18.8 points and 5.3 rebounds while shooting 46.9% from the field, 42.1% from 3-point range and 84.0% from the free-throw line in UK's four games vs. ranked foes
- Sensational debut on a national stage in Madison Square Garden with 26 points on 7-of-12 shooting to defeat No. 1/1 Michigan State
  - Made team-high three 3-pointers, including a dagger from four feet behind the line with just over a minute left to determine the outcome
  - 26 points are the most by a UK freshman in a debut in school history. Only Mike Casey, who scored 28 as a sophomore on Dec. 2, 1967, debuted with more to start a UK career
- Preseason All-America Honorable Mention by the Associated Press
- Preseason All-SEC Second Team selection by the league's media and coaches
- National watch lists: Citizen Naimsmith Trophy, Wooden Preseason Top 50, NABC National Player of the Year, Oscar Robertson Trophy, Bob Cousy Award
- Named Texas Mr. Basketball and the Dallas-Fort Worth Area Player of the Year
- 2018 USA Today All-Texas First Team, 2018 Texas Association of Basketball Coaches All-State First Team and crowned 2018 Dallas Morning News Sports Day Player of the Year as a junior
- Won a gold medal as a part of the U18 Team USA squad



Birthday: Nov. 4

Parents: Denyse and Tyrone Maxey

Major: Undeclared/exploratory studies in agriculture

Off the court he likes to ... Watch Marvel movies and he's seen every one since 2008

Did you know? He graduated in the top 5% of his graduating class

## Game-By-Game Statistics

Opponent	Date	GS	Min	FG-A	Pct.	3FG-A	Pct.	FT-A	Pct.	Off-Def-Tot	PF	Ast	TO	Blk	Stl	Pts
vs. Michigan St.	11/5/19		32	7-12	.583	3-7	.429	9-10	.900	0-5-5	3	1	1	0	1	26
EKU	11/8/19		26	2-6	.333	0-2	.000	5-5	1.000	0-3-3	0	3	4	0	1	9
EVANSVILLE	11/12/19		33	5-12	.417	1-4	.250	4-5	.800	0-3-3	4	0	2	1	2	15
UTAH VALLEY	11/18/19	*	37	4-14	.286	1-5	.200	5-7	.714	1-4-5	3	3	2	0	0	14
MT. ST. MARY'S	11/22/19	*	33	4-7	.571	1-4	.250	2-2	1.000	0-1-1	1	6	3	0	0	11
LAMAR	11/24/19	*	31	8-11	.727	4-6	.667	1-1	1.000	0-5-5	3	3	1	1	1	21
UAB	11/29/19	*	33	3-9	.333	1-4	.250	0-0	.000	0-3-3	1	4	0	0	0	7
FDU	12/7/19	*	27	1-8	.125	0-3	.000	0-0	.000	1-5-6	2	4	1	0	0	2
GEORGIA TECH	12/14/19	*	38	0-9	.000	0-3	.000	6-6	1.000	1-6-7	1	6	3	0	2	6
vs. Utah	12/18/19	*	29	7-13	.538	0-4	.000	4-6	.667	0-1-1	4	1	3	0	0	18
vs. Ohio State	12/21/19	*	34	5-13	.385	1-6	.167	4-6	.667	0-6-6	5	3	3	0	1	15
LOUISVILLE	12/28/19	*	41	9-14	.643	4-5	.800	5-6	.833	0-7-7	4	2	3	0	1	27
MISSOURI	1/4/20	*	34	3-10	.300	0-5	.000	2-2	1.000	0-1-1	3	3	1	0	0	8
at Georgia	1/7/20	*	39	7-15	.467	1-3	.333	2-5	.400	0-7-7	2	8	2	4	1	17
ALABAMA	1/11/20	*	36	6-17	.353	1-3	.333	0-0	.000	1-3-4	2	1	4	0	0	13
at South Carolina	1/15/20	*	32	5-7	.714	2-2	1.000	1-2	.500	0-1-1	2	1	0	0	0	13
at Arkansas	1/18/20	*	25	5-7	.714	0-1	.000	1-1	1.000	1-5-6	3	2	2	1	2	11
GEORGIA	1/21/20	*	31	1-3	.333	0-1	.000	5-5	1.000	0-5-5	2	3	3	0	1	7
at Texas Tech	1/25/20	*	39	2-10	.200	0-1	.000	3-3	1.000	1-2-3	4	3	5	1	0	7

## Career Statistics

Year	GP-GS	Min-Avg	FG-FGA	Pct	3FG-FGA	Pct	FT-FTA	Pct	Off-Def-Tot-Avg	PF-FO	Ast	TO	Blk	Stl	Pts	Avg
2019-20	19-16	631-33.2	84-197	.426	20-69	.290	59-72	.819	6-73-79-4.2	49-1	56	43	8	13	247	13.0
TOTAL	19-16	631-33.2	84-197	.426	20-69	.290	59-72	.819	6-73-79-4.2	49-1	56	43	8	13	247	13.0



## 2019-20 SEASON/CAREER HIGHS

<b>Points</b>	
Season	25, at Texas Tech (1/25/20)
Career	25, 2x, last at Texas Tech (1/25/20)
<b>Rebounds</b>	
Season	14, at Texas Tech (1/25/20)
Career	19, vs. SOUTHERN ILLINOIS (11/9/18)
<b>Field Goals</b>	
Season	10, vs. EKU (11/8/19)
Career	10, vs. EKU (11/8/19)
<b>Field Goals Attempted</b>	
Season	13, vs. MISSOURI (1/4/20)
Career	13, vs. MISSOURI (1/4/20)
<b>3-Point Field Goals</b>	
Season	-
Career	-
<b>3-Point Field Goals Attempted</b>	
Season	-
Career	-
<b>Free Throws</b>	
Season	11, at Texas Tech (1/25/20)
Career	11, at Texas Tech (1/25/20)
<b>Free Throws Attempted</b>	
Season	14, at Texas Tech (1/25/20)
Career	14, at Texas Tech (1/25/20)
<b>Assists</b>	
Season	1, 7x, last vs. ALABAMA (1/11/20)
Career	2, 2x, last at Alabama (1/5/19)
<b>Steals</b>	
Season	2, vs. Ohio State (12/21/19)
Career	2, vs. Ohio State (12/21/19)
<b>Blocks</b>	
Season	7, vs. LAMAR (11/24/19)
Career	7, vs. LAMAR (11/24/19)
<b>Minutes</b>	
Season	39, at Texas Tech (1/25/20)
Career	39, at Texas Tech (1/25/20)

## MISCELLANEOUS 2019-20 CAREER

Dunks	40	92
Double-Figure		
Scoring Games	15	24
Double-Figure		
Rebounding Games	8	11
Games With		
Double-Double	8	9
Games Led UK		
in Scoring	6	7
Games Led UK		
in Rebounding	10	21
Games Led UK		
in Assists	0	0
Games Led UK		
in Steals	0	0
Games Led UK		
in Blocks	12	40
Games With		
3+ Assists	0	0
Games With		
3+ Blocks	9	21
Games With		
3+ Steals	0	0
Games With		
3+ 3-Pointers	0	0

- Dominant in the win at Texas Tech with a career-high-tying 25 points to go along with 14 rebounds and four blocks, only the second player in the John Calipari era (Anthony Davis) with such a stat line
  - 7 for 10 from the field and 11 of 14 at the free-throw line, the latter of which are career highs
- Enjoying career bests in a number of major categories, including points per game (13.7), rebounds per game (7.8), blocks per game (2.4) and field-goal percentage (.674), all team highs
  - Entered the season with career averages of 4.5 points, 3.9 rebounds and 1.1 blocks per game
- Two-time national player of the week and two-time SEC Player of the Week this season
  - USBWA Oscar Robertson National Player of the Week and SEC Co-Player of the week for Dec. 30 and NCAA March Madness National Player of the Week and SEC Co-Player of the Week for Jan. 27
- Richards on his breakout season: "Everybody has their own story. Just because I go to a school that's known for one-and-done doesn't mean I have to be one-and-done. It took me time to develop over the past three years. I've had the best time of my life."
- Averaging a team-high-tying 17.6 points, 9.8 rebounds and 2.9 blocks with four double-doubles over the last eight games
  - Scored in double figures in every game during the run, including six games with 15 points or more and four straight with 15 points or more, plus four double-doubles
- Had one double-double in his first 74 career games and now has eight in 19 games this season
- First in SEC and fifth nationally in field-goal percentage (.675)
- Six games of 20 or more points
- UK 14-1 this season when he scores in double figures and 8-0 when he grabs double-digit boards
- Blocked at least three shots in five of the seven six games
- Tallied 13 points and 10 rebounds against Louisville
  - Scored seven straight points in overtime and took two key charges late -- all with four fouls
- Top wingspan on the team at 7-foot-5
- Declared for the NBA Draft but returned for his junior year

Birthday: Nov. 29

Mother: Marion Tenn

Major: Community leadership and development

Off the court he likes to ...  
Watch anime and his favorite show is NitroDid you know?  
He loves dogs and has a german shepard named Luna

## Game-By-Game Statistics

Opponent	Date	GS	Min	FG-A	Pct.	3FG-A	Pct.	FT-A	Pct.	Off-Def-Tot	PF	Ast	TO	Blk	Stl	Pts
vs. Michigan St.	11/5/19		25	2-7	.286	0-0	.000	3-4	.750	2-2-4	5	0	1	0	0	7
EKU	11/8/19	*	32	10-11	.909	0-0	.000	1-2	.500	1-9-10	2	1	2	4	0	21
EVANSVILLE	11/12/19	*	23	2-6	.333	0-0	.000	2-2	1.000	2-4-6	2	1	1	0	0	6
UTAH VALLEY	11/18/19	*	35	8-11	.727	0-0	.000	5-5	1.000	4-6-10	2	0	0	1	0	21
MT. ST. MARY'S	11/22/19	*	32	7-10	.700	0-0	.000	5-6	.833	4-2-6	1	1	3	3	0	19
LAMAR	11/24/19	*	35	5-9	.556	0-0	.000	0-2	.000	5-8-13	3	1	0	7	0	10
UAB	11/29/19	*	28	7-7	1.000	0-0	.000	2-4	.500	2-7-9	4	0	4	1	0	16
FDU	12/7/19	*	30	5-6	.833	0-0	.000	2-2	1.000	1-9-10	2	0	2	2	0	12
GEORGIA TECH	12/14/19	*	34	5-6	.833	0-0	.000	2-4	.500	1-3-4	4	0	1	4	1	12
vs. Utah	12/18/19	*	26	1-3	.333	0-0	.000	3-3	1.000	1-3-4	4	1	1	2	0	5
vs. Ohio State	12/21/19	*	12	1-1	1.000	0-0	.000	0-0	.000	0-0-0	4	0	2	1	2	2
LOUISVILLE	12/28/19	*	34	4-6	.667	0-0	.000	5-7	.714	6-4-10	4	0	1	1	0	13
MISSOURI	1/4/20	*	29	9-13	.692	0-0	.000	3-4	.750	3-9-12	5	1	2	4	0	21
at Georgia	1/7/20		25	8-11	.727	0-0	.000	1-2	.500	3-4-7	4	0	4	0	0	17
ALABAMA	1/11/20	*	32	5-11	.455	0-0	.000	3-6	.500	4-7-11	1	1	1	5	0	13
at South Carolina	1/15/20	*	24	5-6	.833	0-0	.000	5-8	.625	4-3-7	3	0	4	4	0	15
at Arkansas	1/18/20	*	28	6-8	.750	0-0	.000	5-6	.833	3-6-9	2	0	3	2	0	17
GEORGIA	1/21/20	*	36	7-12	.583	0-0	.000	6-6	1.000	3-5-8	2	0	0	3	0	20
at Texas Tech	1/25/20	*	39	7-10	.700	0-0	.000	11-14	.786	4-10-14	3	0	0	4	0	25

## Career Statistics

Year	GP-GS	Min-Avg	FG-FGA	Pct	3FG-FGA	Pct	FT-FTA	Pct	Off-Def-Tot-Avg	PF-FO	Ast	TO	Blk	Stl	Pts	Avg
2017-18	37-37	543-14.7	69-112	.616	0-0	.000	51-71	.718	55-108-163-4.4	76-1	9	26	33	3	189	5.1
2018-19	37-3	446-12.1	49-82	.598	0-0	.000	49-71	.690	57-66-123-3.3	76-2	7	26	47	4	147	4.0
2019-20	19-18	560-29.5	104-154	.675	0-0	.000	64-87	.736	53-101-154-8.1	57-2	7	32	48	3	272	14.3
<b>TOTAL</b>	<b>93-58</b>	<b>1549-16.7</b>	<b>222-348</b>	<b>.638</b>	<b>0-0</b>	<b>.000</b>	<b>164-229</b>	<b>.716</b>	<b>165-275-440-4.7</b>	<b>209-5</b>	<b>23</b>	<b>84</b>	<b>128</b>	<b>10</b>	<b>608</b>	<b>6.5</b>

**2019-20 SEASON/CAREER HIGHS**

<b>Points</b>		
Season	23, vs. MISSOURI (1/4/20)	
Career	23, vs. MISSOURI (1/4/20)	
<b>Rebounds</b>		
Season	10, at Arkansas (1/18/20)	
Career	10, at Arkansas (1/18/20)	
<b>Field Goals</b>		
Season	7, at Texas Tech (1/25/20)	
Career	7, at Texas Tech (1/25/20)	
<b>Field Goals Attempted</b>		
Season	17, at Texas Tech (1/25/20)	
Career	17, at Texas Tech (1/25/20)	
<b>3-Point Field Goals</b>		
Season	5, vs. ALABAMA (1/11/20)	
Career	5, vs. ALABAMA (1/11/20)	
<b>3-Point Field Goals Attempted</b>		
Season	8, 2x, last at Texas Tech (1/25/20)	
Career	8, 2x, last at Texas Tech (1/25/20)	
<b>Free Throws</b>		
Season	9, vs. MISSOURI (1/4/20)	
Career	9, vs. MISSOURI (1/4/20)	
<b>Free Throws Attempted</b>		
Season	9, vs. MISSOURI (1/4/20)	
Career	10, vs. NORTH DAKOTA (11/14/18)	
<b>Assists</b>		
Season	5, vs. ECU (11/8/19)	
Career	5, vs. ECU (11/8/19)	
<b>Steals</b>		
Season	2, 5x, last at Georgia (1/7/20)	
Career	3, vs. TEXAS A&M (1/8/19)	
<b>Blocks</b>		
Season	1, 3x, last at Texas Tech (1/25/20)	
Career	1, 4x, last at Texas Tech (1/25/20)	
<b>Minutes</b>		
Season	42, at Texas Tech (1/25/20)	
Career	42, at Texas Tech (1/25/20)	

**MISCELLANEOUS 2019-20 CAREER**

Dunks	1	2
Double-Figure Scoring Games	14	20
Double-Figure Rebounding Games	1	1
Games With Double-Double	1	1
Games Led UK in Scoring	4	5
Games Led UK in Rebounding	1	1
Games Led UK in Assists	1	2
Games Led UK in Steals	4	6
Games Led UK in Blocks	0	0
Games With 3+ Assists	4	7
Games With 3+ Blocks	0	0
Games With 3+ Steals	0	1
Games With 3+ 3-Pointers	5	7

- Lived up to his big-shot billing once again with 21 points at Texas Tech, including a half-court 3-point heave to end the first half
- Scored in double figures in a career-best eight straight games, including six with 15 or more points
  - Averaging a team-high-tying 17.6 points and made 22 of 45 from 3 (48.8%) during the stretch
- Become UK's go-to player late in games, hitting a step-back jumper at South Carolina to tie the game -- two of seven straight points he scored in the final minute -- key 3-pointers in rallies vs. Louisville, at Georgia, vs. Alabama and at Arkansas, and game-sealing free throws vs. Louisville, Alabama and at Texas Tech
- Second on the team in points per game at 14.0
- Scored 19 key points in the victory vs. Alabama, hitting 5 of 6 3-pointers, plus a 3 and two foul shots in the final minute
- Posted a career-high 23 points against Missouri, featuring a career-high four 3-pointers and a perfect 9-of-9 day at the foul line
- Recorded a then-career-high 18 points, including 14 in the second and overtime, with two 3-pointers in the win over No. 3/4 Louisville
  - 8 of 8 from the free-throw line, including two makes late in overtime to seal the outcome
  - Drew main defensive assignment on Louisville leading scorer Jordan Nwora, who entered the game averaging 21.2 points, and limited him to season-low eight points on 2-of-10 shooting
- Leads UK in 3-point shooting (40.5%) and 3-pointers made (34) and has hit a trey in 17 of 18 games played
- Calipari on Quickley's emergence: "The kid lives in the gym. He's kind of like Tyler (Herro). He's like Shai (Gilgeous-)Alexander, those guys. He's just like them"
- Scored in double figures in 14 of the 18 games he's played in this season with nine games of 15 points or more
- Leads UK in free-throw shooting (90.9%), which is also tied for sixth nationally
- Scored 10 points in the victory vs. No. 1/1 Michigan State thanks to 7-of-8 performance, three of which sparked a 9-0 run to open up a 13-point second-half lead
- Preseason NCAA March Madness Glue Guy
- Back-to-back Big Blue Madness 3-point champion
- McDonald's All American and won the 3-point contest at the event


**Birthday:** June 17

**Parents:** Nitrease and Marcellous Quickly

**Major:** Undeclared/exploratory studies in agriculture
**Two things to know**

The best movie he saw this summer was Avengers: Endgame and his favorite restaurant in Lexington is Indi's

**Did you know?**

Favorite class is communications but he also excels musically and can play the saxophone, the piano and the drums

**Game-By-Game Statistics**

Opponent	Date	GS	Min	FG-A	Pct.	3FG-A	Pct.	FT-A	Pct.	Off-Def-Tot	PF	Ast	TO	Blk	Stl	Pts
vs. Michigan St.	11/5/19	*	30	1-6	.167	1-4	.250	7-8	.875	0-5-5	2	2	1	0	2	10
ECU	11/8/19	*	28	4-10	.400	1-3	.333	7-7	1.000	1-2-3	2	5	1	0	0	16
EVANSVILLE	11/12/19	*	35	5-12	.417	1-4	.250	5-5	1.000	2-7-9	2	1	3	0	0	16
UTAH VALLEY	11/18/19			DNP - Chest contusion												
MT. ST. MARY'S	11/22/19		21	5-8	.625	3-4	.750	0-0	.000	0-2-2	2	0	1	0	0	13
LAMAR	11/24/19		19	3-7	.429	1-4	.250	4-5	.800	0-1-1	3	3	2	0	2	11
UAB	11/29/19		20	3-6	.500	1-2	.500	2-2	1.000	1-3-4	0	0	2	0	0	9
FDU	12/7/19		21	2-8	.250	1-3	.333	2-2	1.000	0-1-1	0	3	1	0	0	7
GEORGIA TECH	12/14/19	*	36	6-12	.500	2-6	.333	2-2	1.000	1-2-3	2	2	3	0	2	16
vs. Utah	12/18/19	*	32	2-10	.200	0-4	.000	0-0	.000	1-3-4	3	2	0	0	2	4
vs. Ohio State	12/21/19		30	4-11	.364	1-5	.200	0-0	.000	1-2-3	3	2	1	0	1	9
LOUISVILLE	12/28/19		37	4-11	.364	2-6	.333	8-8	1.000	0-3-3	2	1	1	0	0	18
MISSOURI	1/4/20		33	5-9	.556	4-8	.500	9-9	1.000	0-3-3	1	1	2	1	1	23
at Georgia	1/7/20		34	5-10	.500	3-3	1.000	2-3	.667	2-3-5	2	2	0	0	2	15
ALABAMA	1/11/20		34	6-10	.600	5-6	.833	2-2	1.000	0-5-5	1	3	1	0	1	19
at South Carolina	1/15/20		34	6-9	.667	2-4	.500	6-7	.857	0-6-6	4	2	2	0	1	20
at Arkansas	1/18/20	*	40	3-14	.214	1-5	.200	6-7	.857	4-6-10	2	2	2	0	0	13
GEORGIA	1/21/20	*	36	3-7	.429	1-5	.200	5-6	.833	0-4-4	5	2	1	1	0	12
at Texas Tech	1/25/20	*	42	7-17	.412	4-8	.500	3-4	.750	1-5-6	2	1	6	1	1	21

**Career Statistics**

Year	GP-GS	Min-Avg	FG-FGA	Pct	3FG-FGA	Pct	FT-FTA	Pct	Off-Def-Tot-Avg	PF-FO	Ast	TO	Blk	Stl	Pts	Avg
2018-19	37-7	684-18.5	55-148	.372	30-87	.345	53-64	.828	2-63-65-1.8	44-0	44	33	1	16	193	5.2
2019-20	18-8	563-31.3	74-177	.418	34-84	.405	70-77	.909	14-63-77-4.3	38-1	34	30	3	15	252	14.0
<b>TOTAL</b>	<b>55-15</b>	<b>1247-22.7</b>	<b>129-325</b>	<b>.397</b>	<b>64-171</b>	<b>.374</b>	<b>123-141</b>	<b>.872</b>	<b>16-126-142-2.6</b>	<b>82-1</b>	<b>78</b>	<b>63</b>	<b>4</b>	<b>31</b>	<b>445</b>	<b>8.1</b>

## 2019-20 SEASON/CAREER HIGHS

<b>Points</b>		
Season	6, vs. GEORGIA (1/21/20)	
Career	6, vs. GEORGIA (1/21/20)	
<b>Rebounds</b>		
Season	7, vs. ECU (11/8/19)	
Career	7, vs. ECU (11/8/19)	
<b>Field Goals</b>		
Season	3, vs. GEORGIA (1/21/20)	
Career	3, vs. GEORGIA (1/21/20)	
<b>Field Goals Attempted</b>		
Season	5, 3x, vs. GEORGIA (1/21/20)	
Career	5, 3x, vs. GEORGIA (1/21/20)	
<b>3-Point Field Goals</b>		
Season	1, 4x, last at Texas Tech (1/25/20)	
Career	1, 4x, last at Texas Tech (1/25/20)	
<b>3-Point Field Goals Attempted</b>		
Season	2, 9x, last at Texas Tech (1/25/20)	
Career	2, 9x, last at Texas Tech (1/25/20)	
<b>Free Throws</b>		
Season	4, vs. UTAH VALLEY (11/18/19)	
Career	4, vs. UTAH VALLEY (11/18/19)	
<b>Free Throws Attempted</b>		
Season	4, vs. UTAH VALLEY (11/18/19)	
Career	4, vs. UTAH VALLEY (11/18/19)	
<b>Assists</b>		
Season	1, 4x, last vs. GEORGIA (1/21/20)	
Career	1, 4x, last vs. GEORGIA (1/21/20)	
<b>Steals</b>		
Season	2, vs. FDU (12/7/19)	
Career	2, vs. FDU (12/7/19)	
<b>Blocks</b>		
Season	-	
Career	-	
<b>Minutes</b>		
Season	22, vs. FDU (12/7/19)	
Career	22, vs. FDU (12/7/19)	

## MISCELLANEOUS 2019-20 CAREER

Dunks	0	0
Double-Figure Scoring Games	0	0
Double-Figure Rebounding Games	0	0
Games With Double-Double	0	0
Games Led UK in Scoring	0	0
Games Led UK in Rebounding	0	0
Games Led UK in Assists	0	0
Games Led UK in Steals	2	2
Games Led UK in Blocks	0	0
Games With 3+ Assists	0	0
Games With 3+ Blocks	0	0
Games With 3+ Steals	0	0
Games With 3+ 3-Pointers	0	0

- Seen an increase in minutes the last three, playing a combined 44 minutes with five or more points in all three games
- After earning more minutes with a strong five-rebound performance at South Carolina, played 17 big minutes in the win at Arkansas, tying his then-career high of five points, including a 3-pointer
- Followed vs. Georgia with career highs in points (six) and field goals (three)
- On his recent emergence, Calipari said, "He just has a nose for the ball. He makes the plays"
- Recorded his first career start against Fairleigh Dickinson and played a career-high 22 minutes
- Scored career-high five points on 2-of-4 shooting vs. UAB
- Grabbed seven rebounds in 20 minutes vs. Eastern Kentucky
- Late add to the 2019 class after reclassifying
- Ranked No. 34 prospect by the Recruiting Services Consensus Index
- Averaged 23.0 points, 8.5 rebounds and 3.4 assists per game during his junior season
- Named Mission League MVP
- All-California Interscholastic Federation First Team pick
- Harvard-Westlake claimed the CIF championship and the Mission League Championship for the first time since 2011 during his junior season
- Finalist for the U17 Team USA squad
- Knockdown shooter in high school. When describing Juzang's ability to score, Calipari has said, "We have had shot takers and we've had shot makers. Johnny is a shot maker"



Birthday: March 17

Parents: Hanh and Maxie Juzang

Major: Marketing

Most prized possession is ...  
Reading journal and books

Did you know?

He was an honor roll student in high school and his brother, Christian, plays basketball at Harvard

## Game-By-Game Statistics

Opponent	Date	GS	Min	FG-A	Pct.	3FG-A	Pct.	FT-A	Pct.	Off-Def-Tot	PF	Ast	TO	Blk	Stl	Pts
vs. Michigan St.	11/5/19	2	0-0	.000	0-0	.000	0-0	.000	0-0-0	1	0	0	0	0	0	0
ECU	11/8/19	20	0-4	.000	0-2	.000	0-0	.000	1-6-7	1	1	1	0	0	0	0
EVANSVILLE	11/12/19	12	1-1	1.000	1-1	1.000	0-0	.000	0-2-2	0	0	0	0	0	0	3
UTAH VALLEY	11/18/19	18	0-2	.000	0-2	.000	4-4	1.000	1-1-2	3	1	1	0	1	4	
MT. ST. MARY'S	11/22/19	9	0-4	.000	0-2	.000	0-0	.000	0-3-3	0	0	0	0	0	0	0
LAMAR	11/24/19	14	1-3	.333	0-2	.000	0-0	.000	0-1-1	1	0	0	0	0	0	2
UAB	11/29/19	13	2-4	.500	1-2	.500	0-0	.000	2-0-2	1	0	0	0	0	0	5
FDU	12/7/19 *	22	1-5	.200	0-2	.000	2-2	1.000	1-2-3	0	1	0	0	0	2	4
GEORGIA TECH	12/14/19	4	0-1	.000	0-0	.000	0-0	.000	0-0-0	0	0	1	0	0	0	0
vs. Utah	12/18/19	3	0-0	.000	0-0	.000	0-0	.000	0-0-0	0	0	2	0	0	0	0
vs. Ohio State	12/21/19	8	1-3	.333	0-1	.000	0-0	.000	0-3-3	3	0	0	0	0	0	2
LOUISVILLE	12/28/19	2	0-0	.000	0-0	.000	0-0	.000	0-1-1	0	0	0	0	0	0	0
MISSOURI	1/4/20	DNP - Illness														
at Georgia	1/7/20	DNP - Illness														
ALABAMA	1/11/20	DNP - Coach's decision														
at South Carolina	1/15/20	8	1-4	.250	0-1	.000	0-0	.000	1-4-5	1	0	0	0	0	0	2
at Arkansas	1/18/20	17	2-5	.400	1-2	.500	0-0	.000	0-1-1	1	0	0	0	0	0	5
GEORGIA	1/21/20	18	3-5	.600	0-2	.000	0-2	.000	2-1-3	0	1	0	0	0	0	6
at Texas Tech	1/25/20	9	2-3	.667	1-2	.500	0-0	.000	0-1-1	3	0	1	0	1	5	

## Career Statistics

Year	GP-GS	Min-Avg	FG-FGA	Pct	3FG-FGA	Pct	FT-FTA	Pct	Off-Def-Tot-Avg	PF-FO	Ast	TO	Blk	Stl	Pts	Avg
2019-20	16-1	180-11.3	14-44	.318	4-21	.190	6-8	.750	8-26-34-2.1	15-0	4	6	0	4	38	2.4
<b>TOTAL</b>	<b>16-1</b>	<b>180-11.3</b>	<b>14-44</b>	<b>.318</b>	<b>4-21</b>	<b>.190</b>	<b>6-8</b>	<b>.750</b>	<b>8-26-34-2.1</b>	<b>15-0</b>	<b>4</b>	<b>6</b>	<b>0</b>	<b>4</b>	<b>38</b>	<b>2.4</b>



### 2019-20 SEASON/CAREER HIGHS

<b>Points</b>	
Season	-
Career	-
<b>Rebounds</b>	
Season	-
Career	-
<b>Field Goals</b>	
Season	-
Career	-
<b>Field Goals Attempted</b>	
Season	-
Career	-
<b>3-Point Field Goals</b>	
Season	-
Career	-
<b>3-Point Field Goals Attempted</b>	
Season	-
Career	-
<b>Free Throws</b>	
Season	-
Career	-
<b>Free Throws Attempted</b>	
Season	-
Career	-
<b>Assists</b>	
Season	-
Career	-
<b>Steals</b>	
Season	-
Career	-
<b>Blocks</b>	
Season	-
Career	-
<b>Minutes</b>	
Season	-
Career	-

MISCELLANEOUS	2019-20	CAREER
---------------	---------	--------

Dunks	0	0
Double-Figure Scoring Games	0	0
Double-Figure Rebounding Games	0	0
Games With Double-Double	0	0
Games Led UK in Scoring	0	0
Games Led UK in Rebounding	0	0
Games Led UK in Assists	0	0
Games Led UK in Steals	0	0
Games Led UK in Blocks	0	0
Games With 3+ Assists	0	0
Games With 3+ Blocks	0	0
Games With 3+ Steals	0	0
Games With 3+ 3-Pointers	0	0

- Suffered a torn ACL in his left knee, limiting his senior season to just 13 games
- Made his debut in practice in recent weeks, although a timetable on his return has not been set yet
  - John Calipari said before the Georgia Tech game that Allen was still “a ways away” from playing
- Top-100 prospect by Recruiting Services Consensus Index
- Became the first in-state signee for Kentucky since 2013
- 18th player in program history to earn Kentucky Mr. Basketball honors
- All-State First Team selection
- Concluded high school career with 3,255 points, 11th all-time in state history
- Also snared 1,228 career rebounds, the 22nd-best mark in state history
- Great size and frame, including a team-high-tying hand width of 11.5 inches
- Averaged 42.9 points and 14.2 boards per game during his senior season
  - Dropped 50 or more points in six of his first 12 games
- Averaged 31.8 points and 11.4 rebounds per game during his junior season
  - Shot 59.1% from the floor and 39.6% from 3-point range



**Birthday:** Nov. 5

**Parents:** April and Tony Thomas

**Major:** Undeclared/exploratory studies in agriculture

**Things to know**  
Nickname is "D-Tay" and he chose his number because it's his favorite number (1), twice

Did you know?

His cousin is NFL quarterback, Russell Wilson

## Game-By-Game Statistics

[illegible]

## Career Statistics

[illegible]

12

KEION BROOKS JR.

Freshman | Forward | 6-7 | 205 lbs | Fort Wayne, Ind. | La Lumiere School



@KeionB\_12



@klbj.xii

## 2019-20 SEASON/CAREER HIGHS

<b>Points</b>		
Season	15, vs. FDU (12/7/19)	
Career	15, vs. FDU (12/7/19)	
<b>Rebounds</b>		
Season	8, vs. ECU (11/8/19)	
Career	8, vs. ECU (11/8/19)	
<b>Field Goals</b>		
Season	6, vs. FDU (12/7/19)	
Career	6, vs. FDU (12/7/19)	
<b>Field Goals Attempted</b>		
Season	11, vs. FDU (12/7/19)	
Career	11, vs. FDU (12/7/19)	
<b>3-Point Field Goals</b>		
Season	1, 2x, last vs. UAB (11/29/19)	
Career	1, 2x, last vs. UAB (11/29/19)	
<b>3-Point Field Goals Attempted</b>		
Season	2, 6x, last at South Carolina (1/15/20)	
Career	2, 6x, last at South Carolina (1/15/20)	
<b>Free Throws</b>		
Season	4, vs. Arkansas (1/18/20)	
Career	4, vs. Arkansas (1/18/20)	
<b>Free Throws Attempted</b>		
Season	6, 2x, vs. Arkansas (1/18/20)	
Career	6, 2x, vs. Arkansas (1/18/20)	
<b>Assists</b>		
Season	1, 6x, last vs. Ohio State (12/21/19)	
Career	1, 6x, last vs. Ohio State (12/21/19)	
<b>Steals</b>		
Season	2, at South Carolina (1/15/20)	
Career	2, at South Carolina (1/15/20)	
<b>Blocks</b>		
Season	2, vs. Ohio State (12/21/19)	
Career	2, vs. Ohio State (12/21/19)	
<b>Minutes</b>		
Season	26, vs. GEORGIA TECH (12/14/19)	
Career	26, vs. GEORGIA TECH (12/14/19)	

## MISCELLANEOUS 2019-20 CAREER

Dunks	8	8
Double-Figure Scoring Games	4	4
Double-Figure Rebounding Games	0	0
Games With Double-Double	0	0
Games Led UK in Scoring	0	0
Games Led UK in Rebounding	1	1
Games Led UK in Assists	0	0
Games Led UK in Steals	1	1
Games Led UK in Blocks	1	1
Games With 3+ Assists	0	0
Games With 3+ Blocks	0	0
Games With 3+ Steals	0	0
Games With 3+ 3-Pointers	0	0

- Emerged as a spark in the games at Arkansas and vs. Georgia, posting 10 points and seven rebounds vs. the Razorbacks and eight points and five rebounds vs. the Bulldogs, igniting game-changing runs in both games
- Played an important part in the Wildcats' decisive second-half rally at Arkansas, playing the final 8:49 of the second half with key rebounds and free throws
- Associate head coach Kenny Payne on Brooks' late contributions at Arkansas: "I'm so proud of him. ... He stood up and he came through for us. Really big. Big day for him"
- Back-to-back buckets at the 12-minute mark vs. Georgia began to turn the tide for UK, and his dunk at the 8:51 mark put the Wildcats up 13
- Scored a career-high 15 points to go along with five rebounds vs. Fairleigh Dickinson on 6-of-11 shooting in an efficient 16 minutes of action
- Posted his first double-figure scoring game as a Wildcat against Eastern Kentucky with 11 points
- Ranked the No. 24 overall player by the Recruiting Services Consensus Index
- Averaged 20.1 points and 7.5 rebounds per game for La Lumiere School, which appeared in the GEICO High School Nationals
- In the semifinals of that tournament scored a team-high 20 points
- La Lumiere produced a 30-1 record and was ranked No. 1 in the country for much of his senior season
- USA Today All-USA Boys Basketball Honorable Mention selection
- Underrated athlete who is considered to be one of the best dunkers on the team with a 37-inch vertical
- Tabbed the Wayne Area Player of the Year and Fort Wayne News Player of the Year
- Scored 15 points in the Jordan Brand Classic

Birthday: Aug. 7

Parents: Keion Sr. and Sarit Brooks

Major: Undeclared/exploratory studies in agriculture

Chose his number because ... It's the same number his dad wore in high school

Did you know?

He was an honor roll student in high school and his grandparents have been his life's greatest influences



## Game-By-Game Statistics

Opponent	Date	GS	Min	FG-A	Pct.	3FG-A	Pct.	FT-A	Pct.	Off-Def-Tot	PF	Ast	TO	Blk	Stl	Pts
vs. Michigan St.	11/5/19	15	0-3	.000	0-2	.000	0-0	.000	0-2-2	2	0	1	0	0	0	0
ECU	11/8/19	20	5-7	.714	0-0	.000	1-6	.167	4-4-8	1	0	3	0	0	0	11
EVANSVILLE	11/12/19	21	3-8	.375	0-1	.000	0-0	.000	2-2-4	1	1	0	0	0	0	6
UTAH VALLEY	11/18/19	14	2-3	.667	0-0	.000	1-2	.500	0-4-4	1	0	0	0	0	0	5
MT. ST. MARY'S	11/22/19	18	1-3	.333	0-1	.000	0-1	.000	0-3-3	1	1	0	0	0	1	2
LAMAR	11/24/19	15	3-6	.500	1-2	.500	2-2	1.000	1-2-3	0	0	1	0	0	0	9
UAB	11/29/19	21	2-5	.400	1-1	1.000	0-0	.000	0-4-4	0	1	1	0	0	0	5
FDU	12/7/19	16	6-11	.545	1-2	.500	2-2	1.000	2-3-5	3	1	2	1	1	1	15
GEORGIA TECH	12/14/19	26	4-7	.571	0-0	.000	2-2	1.000	1-3-4	1	1	0	1	1	1	10
vs. Utah	12/18/19	18	4-8	.500	0-2	.000	0-0	.000	2-1-3	2	0	1	0	0	0	8
vs. Ohio State	12/21/19	9	0-3	.000	0-0	.000	0-0	.000	1-0-1	0	1	1	2	0	0	0
LOUISVILLE	12/28/19 *	25	0-4	.000	0-2	.000	2-2	1.000	1-0-1	2	0	2	1	1	1	2
MISSOURI	1/4/20 *	11	1-3	.333	0-1	.000	1-1	1.000	0-1-1	1	0	1	0	0	0	3
at Georgia	1/7/20 *	14	3-4	.750	0-0	.000	0-0	.000	1-0-1	1	0	2	0	0	0	6
ALABAMA	1/11/20 *	10	1-2	.500	0-0	.000	0-0	.000	0-0-0	2	0	1	0	0	0	2
at South Carolina	1/15/20 *	13	0-5	.000	0-2	.000	0-0	.000	3-4-7	3	0	1	1	2	0	0
at Arkansas	1/18/20	17	3-4	.750	0-0	.000	4-6	.667	1-6-7	2	0	3	1	1	1	10
GEORGIA	1/21/20	16	4-7	.571	0-0	.000	0-1	.000	3-2-5	2	0	1	1	1	0	8
at Texas Tech	1/25/20	7	0-0	.000	0-0	.000	0-0	.000	0-0-0	0	0	1	0	0	0	0

## Career Statistics

Year	GP-GS	Min-Avg	FG-FGA	Pct	3FG-FGA	Pct	FT-FTA	Pct	Off-Def-Tot-Avg	PF-FO	Ast	TO	Blk	Stl	Pts	Avg
2019-20	19-5	306-16.1	42-93	.452	3-16	.188	15-25	.600	22-41-63-3.3	25-0	6	22	8	7	102	5.4
TOTAL	19-5	306-16.1	42-93	.452	3-16	.188	15-25	.600	22-41-63-3.3	25-0	6	22	8	7	102	5.4

13

RILEY WELCH

Junior | Guard | 6-0 | 185 lbs | Littleton, Colo. | Chatfield



@Riley\_Welch



@riley\_welch



@Riley.Welch.UK

## 2019-20 SEASON/CAREER HIGHS

<b>Points</b>		
Season	-	
Career	5, at Denver (11/12/17)	
<b>Rebounds</b>		
Season	-	
Career	4, vs. UC RIVERSIDE (1/24/18)	
<b>Field Goals</b>		
Season	-	
Career	1, 4x, last at Hawaii (2/24/18)	
<b>Field Goals Attempted</b>		
Season	1, vs. MT. ST. MARY'S (11/22/19)	
Career	3, at Hawaii (2/24/18)	
<b>3-Point Field Goals</b>		
Season	-	
Career	1, 2x, last vs. CHAPMAN (11/14/17)	
<b>3-Point Field Goals Attempted</b>		
Season	-	
Career	1, 8x, last at Hawaii (2/24/18)	
<b>Free Throws</b>		
Season	-	
Career	2, 2x, last vs. UC RIVERSIDE (1/24/18)	
<b>Free Throws Attempted</b>		
Season	-	
Career	2, 2x, last vs. UC RIVERSIDE (1/24/18)	
<b>Assists</b>		
Season	-	
Career	4, vs. CHAPMAN (11/14/17)	
<b>Steals</b>		
Season	1, 2x, last vs. LAMAR (11/24/19)	
Career	1, 4x, last vs. LAMAR (11/24/19)	
<b>Blocks</b>		
Season	-	
Career	-	
<b>Minutes</b>		
Season	1, 3x, last vs. FDU (12/7/19)	
Career	14, vs. UC RIVERSIDE (1/24/18)	

## MISCELLANEOUS 2019-20 CAREER\*

Dunks	0	0
Double-Figure Scoring Games	0	0
Double-Figure Rebounding Games	0	0
Games With Double-Double	0	0
Games Led UK in Scoring	0	0
Games Led UK in Rebounding	0	0
Games Led UK in Assists	0	2
Games Led UK in Steals	0	0
Games Led UK in Blocks	0	0
Games With 3+ Assists	0	2
Games With 3+ Blocks	0	0
Games With 3+ Steals	0	0
Games With 3+ 3-Pointers	0	0

\*includes UC Irvine/Division I statistics

- Four appearances with two steals in the first eight games
- Made first appearance as a Wildcat in regular-season action vs. Eastern Kentucky and recorded a steal
- Saw action in 27 games a season ago at the College of the Desert
- Averaged 8.2 points, 5.0 assists and 3.5 rebounds per game
- Dished out a team-high 134 assists and sunk 31 shots from beyond the arc
- Scored a career-high 29 points vs. San Jacinto on 9-of-11 shooting and 10 of 11 from the free-throw line
- Played at UC Irvine his freshman season, appearing in 27 games
  - Saw double-digit minutes four times
- Scored five points in his collegiate debut at Denver
- Played for Chatfield High School to conclude his prep career
  - Won a league or county championship during all four years of his high school career
- 2016 Chauncey Billups regional champion
- School reached the Colorado High School Activities Association Final Four in 2016
- Two-time All-Conference performer
- Academic All-State



Birthday: Sept. 26

Parents: John and Jean Welch

Major: Liberal studies

## Of note

His dad, John, is an assistant with the Los Angeles Clippers and has coached in the NBA for more than 15 years. He also played for UNLV

## Did you know?

He is a vegetarian and enjoys relaxing at the beach in his free time

## Game-By-Game Statistics

Opponent	Date	GS	Min	FG-A	Pct.	3FG-A	Pct.	FT-A	Pct.	Off-Def-Tot	PF	Ast	TO	Blk	Stl	Pts
vs. Michigan St.	11/5/19	DNP - Coach's Decision														
EKU	11/8/19	<0	0-0	.000	0-0	.000	0-0	.000	0-0-0	0	0	0	0	0	1	0
EVANSVILLE	11/12/19	DNP - Coach's decision														
UTAH VALLEY	11/18/19	DNP - Coach's decision														
MT. ST. MARY'S	11/22/19	1	0-1	.000	0-0	.000	0-0	.000	0-0-0	0	0	0	0	0	0	0
LAMAR	11/24/19	1	0-0	.000	0-0	.000	0-0	.000	0-0-0	0	0	0	0	0	1	0
UAB	11/29/19	DNP - Coach's decision														
FDU	12/7/19	1	0-0	.000	0-0	.000	0-0	.000	0-0-0	0	0	0	0	0	0	0
GEORGIA TECH	12/14/19	DNP - Coach's decision														
vs. Utah	12/18/19	DNP - Coach's decision														
vs. Ohio State	12/21/19	DNP - Coach's decision														
LOUISVILLE	12/28/19	DNP - Coach's decision														
MISSOURI	1/4/20	DNP - Coach's decision														
at Georgia	1/7/20	DNP - Coach's decision														
ALABAMA	1/11/20	DNP - Coach's decision														
at South Carolina	1/15/20	DNP - Coach's decision														
at Arkansas	1/18/20	DNP - Coach's decision														
GEORGIA	1/21/20	DNP - Coach's decision														
at Texas Tech	1/25/20	DNP - Coach's decision														

## Career Statistics

Year	GP-GS	Min-Avg	FG-FGA	Pct	3FG-FGA	Pct	FT-FTA	Pct	Off-Def-Tot-Avg	PF-FO	Ast	TO	Blk	Stl	Pts	Avg
2017-18	27-0	143-5.3	4-13	.308	2-8	.250	4-5	.800	2-12-14-0.5	22-0	15	7	0	2	14	0.5
2019-20	4-0	3-0.8	0-1	.000	0-0	.000	0-0	.000	0-0-0-0.0	0-0	0	0	0	2	0	0.0
<b>TOTAL</b>	<b>31-0</b>	<b>146-4.7</b>	<b>4-14</b>	<b>.286</b>	<b>2-8</b>	<b>.250</b>	<b>4-5</b>	<b>.800</b>	<b>2-12-14-0.5</b>	<b>22-0</b>	<b>15</b>	<b>7</b>	<b>0</b>	<b>4</b>	<b>14</b>	<b>0.5</b>



14

BRENNAN CANADA

Freshman | Forward | 6-6 | 198 lbs | Mount Sterling, Ky. | George Rogers Clark

 @brennanc14 |  @brennanc14

## 2019-20 SEASON/CAREER HIGHS

<b>Points</b>		
Season	-	
Career	-	
<b>Rebounds</b>		
Season	-	
Career	-	
<b>Field Goals</b>		
Season	-	
Career	-	
<b>Field Goals Attempted</b>		
Season	-	
Career	-	
<b>3-Point Field Goals</b>		
Season	-	
Career	-	
<b>3-Point Field Goals Attempted</b>		
Season	-	
Career	-	
<b>Free Throws</b>		
Season	-	
Career	-	
<b>Free Throws Attempted</b>		
Season	-	
Career	-	
<b>Assists</b>		
Season	-	
Career	-	
<b>Steals</b>		
Season	-	
Career	-	
<b>Blocks</b>		
Season	-	
Career	-	
<b>Minutes</b>		
Season	1, 3x, last vs. FDU (12/7/19)	
Career	1, 2x, last vs. LAMAR (11/24/19)	

## MISCELLANEOUS 2019-20 CAREER

Dunks	0	0
Double-Figure Scoring Games	0	0
Double-Figure Rebounding Games	0	0
Games With Double-Double	0	0
Games Led UK in Scoring	0	0
Games Led UK in Rebounding	0	0
Games Led UK in Assists	0	0
Games Led UK in Steals	0	0
Games Led UK in Blocks	0	0
Games With 3+ Assists	0	0
Games With 3+ Blocks	0	0
Games With 3+ Steals	0	0
Games With 3+ 3-Pointers	0	0

- Four appearances in the first eight games
- Made first appearance as a Wildcat in regular-season action vs. Eastern Kentucky
- Walk-on who is one of the best prospects from the state of Kentucky
- Capped his high school career with 1,371 career points and 776 rebounds
- Two-year captain
- Named an All-10th Region First Team selection
- Averaged 15.0 points and 9.5 rebounds per game as a senior
  - Had 13 double-doubles
- Double-digit scorer over his final three seasons
- Three-time All-District Team selection and a three-time All-District Tournament Team pick
- Team claimed two District 40 titles
  - 10th Region runners-up in 2019



Birthday: July 15

Parents: Lynn and Melissa Canada

Major: Marketing

**Proudest basketball moment is ...**  
Winning back-to-back district titles

## Did you know?

He and UK teammate Dontaie Allen were AAU teammates and have been friends since seventh grade

## Game-By-Game Statistics

Opponent	Date	GS	Min	FG-A	Pct.	3FG-A	Pct.	FT-A	Pct.	Off-Def-Tot	PF	Ast	TO	Blk	Stl	Pts
vs. Michigan St.	11/5/19	DNP	-	-	-	-	-	-	-	-	-	-	-	-	-	-
EKU	11/8/19	<0	0-0	.000	0-0	.000	0-0	.000	0-0-0	0	0	1	0	0	0	0
EVANSVILLE	11/12/19	DNP	-	-	-	-	-	-	-	-	-	-	-	-	-	-
UTAH VALLEY	11/18/19	DNP	-	-	-	-	-	-	-	-	-	-	-	-	-	-
MT. ST. MARY'S	11/22/19	1	0-0	.000	0-0	.000	0-0	.000	0-0-0	0	0	0	0	0	0	0
LAMAR	11/24/19	1	0-0	.000	0-0	.000	0-0	.000	0-0-0	0	0	0	0	0	0	0
UAB	11/29/19	DNP	-	-	-	-	-	-	-	-	-	-	-	-	-	-
FDU	12/7/19	1	0-0	.000	0-0	.000	0-0	.000	0-0-0	0	0	0	0	0	0	0
GEORGIA TECH	12/14/19	DNP	-	-	-	-	-	-	-	-	-	-	-	-	-	-
vs. Utah	12/18/19	DNP	-	-	-	-	-	-	-	-	-	-	-	-	-	-
vs. Ohio State	12/21/19	DNP	-	-	-	-	-	-	-	-	-	-	-	-	-	-
LOUISVILLE	12/28/19	DNP	-	-	-	-	-	-	-	-	-	-	-	-	-	-
MISSOURI	1/4/20	DNP	-	-	-	-	-	-	-	-	-	-	-	-	-	-
at Georgia	1/7/20	DNP	-	-	-	-	-	-	-	-	-	-	-	-	-	-
ALABAMA	1/11/20	DNP	-	-	-	-	-	-	-	-	-	-	-	-	-	-
at South Carolina	1/15/20	DNP	-	-	-	-	-	-	-	-	-	-	-	-	-	-
at Arkansas	1/18/20	DNP	-	-	-	-	-	-	-	-	-	-	-	-	-	-
GEORGIA	1/21/20	DNP	-	-	-	-	-	-	-	-	-	-	-	-	-	-
at Texas Tech	1/25/20	DNP	-	-	-	-	-	-	-	-	-	-	-	-	-	-

## Career Statistics

Year	GP-GS	Min-Avg	FG-FGA	Pct	3FG-FGA	Pct	FT-FTA	Pct	Off-Def-Tot-Avg	PF-FO	Ast	TO	Blk	Stl	Pts	Avg
2019-20	4-0	3-0.8	0-0	.000	0-0	.000	0-0	.000	0-0-0-0.0	0-0	0	1	0	0	0	0.0
TOTAL	4-0	3-0.8	0-0	.000	0-0	.000	0-0	.000	0-0-0-0.0	0-0	0	1	0	0	0	0.0

## 2019-20 SEASON/CAREER HIGHS

<b>Points</b>	
Season	-
Career	-
<b>Rebounds</b>	
Season	-
Career	-
<b>Field Goals</b>	
Season	-
Career	-
<b>Field Goals Attempted</b>	
Season	-
Career	-
<b>3-Point Field Goals</b>	
Season	-
Career	-
<b>3-Point Field Goals Attempted</b>	
Season	-
Career	-
<b>Free Throws</b>	
Season	-
Career	-
<b>Free Throws Attempted</b>	
Season	-
Career	-
<b>Assists</b>	
Season	-
Career	-
<b>Steals</b>	
Season	-
Career	-
<b>Blocks</b>	
Season	-
Career	-
<b>Minutes</b>	
Season	-
Career	-

MISCELLANEOUS	2019-20	CAREER
---------------	---------	--------

Dunks	0	0
Double-Figure Scoring Games	0	0
Double-Figure Rebounding Games	0	0
Games With Double-Double	0	0
Games Led UK in Scoring	0	0
Games Led UK in Rebounding	0	0
Games Led UK in Assists	0	0
Games Led UK in Steals	0	0
Games Led UK in Blocks	0	0
Games With 3+ Assists	0	0
Games With 3+ Blocks	0	0
Games With 3+ Steals	0	0
Games With 3+ 3-Pointers	0	0

- Spent his first season as a Wildcat rehabbing his knee after suffering an injury during his senior season in high school. Took a medical redshirt
- Participated in practice in recent weeks for the first time in his college career
- A highly-productive player out of Lexington Catholic. Scored 1,282 career points, which ranks 14th all-time in program history
- Also collected 934 career rebounds, which ranks fourth all-time in school history
- Three-year starter in high school
- Averaged 19.3 points and 8.7 rebounds a game as a senior at Lexington Catholic



**Birthday:** March 23

**Parents:** Kenny and Michelle Payne

**Major:** Undeclared/exploratory studies in agriculture

His favorite TV show is ...  
Power

Did you know?

The best movie he saw this summer was Toy Story 4 and his favorite restaurant in Lexington is Tekka

## Game-By-Game Statistics

[illegible]

## Career Statistics

[illegible]

## 2019-20 SEASON/CAREER HIGHS

<b>Points</b>		
Season	25, vs. FDU (12/7/19)	
Career	25, vs. FDU (12/7/19)	
<b>Rebounds</b>		
Season	10, vs. Utah (12/18/19)	
Career	13, vs. SOUTH CAROLINA (2/5/19)	
<b>Field Goals</b>		
Season	12, vs. FDU (12/7/19)	
Career	12, vs. FDU (12/7/19)	
<b>Field Goals Attempted</b>		
Season	16, vs. FDU (12/7/19)	
Career	16, vs. FDU (12/7/19)	
<b>3-Point Field Goals</b>		
Season	1, vs. MT. ST. MARY'S (11/22/19)	
Career	1, 3x, last vs. MT. ST. MARY'S (11/22/19)	
<b>3-Point Field Goals Attempted</b>		
Season	2, vs. LAMAR (11/24/19)	
Career	2, vs. MISSISSIPPI STATE (1/22/19)	
<b>Free Throws</b>		
Season	4, at South Carolina (1/15/20)	
Career	4, at South Carolina (1/15/20)	
<b>Free Throws Attempted</b>		
Season	5, at South Carolina (1/15/20)	
Career	5, at South Carolina (1/15/20)	
<b>Assists</b>		
Season	2, at Georgia (1/7/20)	
Career	2, 5x, last at Georgia (1/7/20)	
<b>Steals</b>		
Season	1, 3x, GEORGIA (1/21/20)	
Career	3, vs. Wofford (3/23/19)	
<b>Blocks</b>		
Season	3, vs. LAMAR (11/24/19)	
Career	4, at Ole Miss (3/5/19)	
<b>Minutes</b>		
Season	31, vs. UAB (11/29/19)	
Career	31, vs. UAB (11/29/19)	

## MISCELLANEOUS 2019-20 CAREER

Dunks	9	27
Double-Figure Scoring Games	3	5
Double-Figure Rebounding Games	1	3
Games With Double-Double	0	1
Games Led UK in Scoring	2	2
Games Led UK in Rebounding	2	5
Games Led UK in Assists	0	0
Games Led UK in Steals	0	6
Games Led UK in Blocks	3	17
Games With 3+ Assists	0	0
Games With 3+ Blocks	1	4
Games With 3+ Steals	0	1
Games With 3+ 3-Pointers	0	0

- Posted 10 points and six rebounds in the home game vs. Georgia for his first double-figure scoring game since Dec. 7 vs. Fairleigh Dickinson
- Contributed 24 productive minutes vs. Alabama with eight points (4-of-6 shooting) and six rebounds
- The Wildcats were plus-19 with him on the floor, a team best
- Pitched in with eight points and a game-high 10 rebounds against Utah
- First double-figure rebounding game of the season and third of his career
- Set a career-high scoring mark for the second straight game with 25 points against Fairleigh Dickinson to go along with nine rebounds
- Became the first Wildcat with at least 12 makes since Shai Gilgeous-Alexander made 12 vs. Vanderbilt on Jan. 30, 2018
- Averaged 13.8 points, 6.8 rebounds and 64.1% shooting in the first four games after returning from a right ankle sprain
- Scored a career-high 4 free throws in 5 attempts
- After missing three games with a right ankle injury, led UK with a plus-29 mark – the best on the team – vs. Mount St. Mary's in just 15 minutes of play
- Declared for the NBA Draft but elected to return for his sophomore season
- Preseason All-SEC Second Team selection by the league's media and coaches
- Karl Malone Award watch list for the nation's top power forward, as awarded by the Naismith Memorial Basketball Hall of Fame
- Started nine of final 11 games last season. UK was 8-1 in those games and 9-1 when he started
- Finished third on the team with 38 blocks, including a career-high four at Ole Miss
- Grabbed 11 rebounds in his NCAA Tournament debut against Abilene Christian
- Had his best game as a Wildcat vs. South Carolina on Feb. 5, notching his first career double-double with 11 points and 13 rebounds, both career highs
- Averaged 25.6 points, 13.6 rebounds and 4.3 assists per game as a senior at Wheeler High School
- McDonald's All American
- Five-star recruit out of high school and ranked as high as No. 6 overall by 247 Sports



**Birthday:** Sept. 12

**Parents:** Efrem and Glenda Montgomery

**Major:** Community and leadership development

**He's currently watching ...**  
Money Heist on Netflix

**Did you know?**  
Favorite restaurant in Lexington is The Local Taco

## Game-By-Game Statistics

Opponent	Date	GS	Min	FG-A	Pct.	3FG-A	Pct.	FT-A	Pct.	Off-Def-Tot	PF	Ast	TO	Blk	Stl	Pts
vs. Michigan St.	11/5/19	*	14	2-6	.333	0-0	.000	0-2	.000	0-2-2	1	0	1	2	0	4
EKU	11/8/19															
EVANSVILLE	11/12/19															
UTAH VALLEY	11/18/19															
MT. ST. MARY'S	11/22/19		15	3-4	.750	1-1	1.000	0-0	.000	1-5-6	4	1	1	0	0	7
LAMAR	11/24/19		22	3-6	.500	0-2	.000	1-3	.333	1-3-4	0	0	2	3	0	7
UAB	11/29/19	*	31	7-13	.538	0-1	.000	2-2	1.000	2-6-8	3	0	1	2	0	16
FDU	12/7/19	*	27	12-16	.750	0-1	.000	1-2	.500	4-5-9	2	0	1	1	1	25
GEORGIA TECH	12/14/19	*	20	0-4	.000	0-0	.000	0-0	.000	1-2-3	2	1	0	0	0	0
vs. Utah	12/18/19	*	29	4-8	.500	0-0	.000	0-0	.000	4-6-10	2	1	1	0	1	8
vs. Ohio State	12/21/19	*	28	2-4	.500	0-0	.000	0-0	.000	2-3-5	3	1	0	0	0	4
LOUISVILLE	12/28/19	*	25	2-5	.400	0-0	.000	0-0	.000	0-5-5	4	1	1	2	0	4
MISSOURI	1/4/20	*	23	1-4	.250	0-0	.000	1-2	.500	2-2-4	3	0	2	1	0	3
at Georgia	1/7/20	*	21	1-3	.333	0-0	.000	0-1	.000	2-5-7	2	2	2	0	0	2
ALABAMA	1/11/20	*	25	4-6	.667	0-0	.000	0-0	.000	0-6-6	1	0	1	1	0	8
at South Carolina	1/15/20	*	26	1-4	.250	0-0	.000	4-5	.800	0-5-5	5	0	1	1	0	6
at Arkansas	1/18/20	*	17	0-1	.000	0-0	.000	1-2	.500	0-2-2	5	1	3	1	0	1
GEORGIA	1/21/20	*	19	4-6	.667	0-0	.000	2-3	.667	3-3-6	3	0	2	2	1	10
at Texas Tech	1/25/20	*	25	1-3	.333	0-0	.000	2-2	1.000	2-3-5	3	1	0	0	0	4

## Career Statistics

Year	GP-GS	Min-Avg	FG-FGA	Pct	3FG-FGA	Pct	FT-FTA	Pct	Off-Def-Tot-Avg	PF-FO	Ast	TO	Blk	Stl	Pts	Avg
2018-19	37-10	558-15.1	60-125	.480	2-10	.200	17-30	.567	62-88-150-4.1	79-0	15	29	38	16	139	3.8
2019-20	16-14	370-23.1	47-93	.505	1-5	.200	14-24	.583	24-63-87-5.4	43-2	9	19	16	3	109	6.8
<b>TOTAL</b>	<b>53-24</b>	<b>928-17.5</b>	<b>107-218</b>	<b>.491</b>	<b>3-15</b>	<b>.200</b>	<b>31-54</b>	<b>.574</b>	<b>86-151-237-4.5</b>	<b>122-2</b>	<b>24</b>	<b>48</b>	<b>54</b>	<b>19</b>	<b>248</b>	<b>4.7</b>



## 2019-20 SEASON/CAREER HIGHS

<b>Points</b>		
Season	-	
Career	-	
<b>Rebounds</b>		
Season	-	
Career	-	
<b>Field Goals</b>		
Season	-	
Career	-	
<b>Field Goals Attempted</b>		
Season	1, vs. ECU (11/8/19)	
Career	1, vs. ECU (11/8/19)	
<b>3-Point Field Goals</b>		
Season	-	
Career	-	
<b>3-Point Field Goals Attempted</b>		
Season	-	
Career	-	
<b>Free Throws</b>		
Season	-	
Career	-	
<b>Free Throws Attempted</b>		
Season	-	
Career	-	
<b>Assists</b>		
Season	-	
Career	-	
<b>Steals</b>		
Season	-	
Career	-	
<b>Blocks</b>		
Season	-	
Career	-	
<b>Minutes</b>		
Season	1, vs. MT. ST. MARY'S (11/22/19)	
Career	1, vs. MT. ST. MARY'S (11/22/19)	

MISCELLANEOUS	2019-20	CAREER
Dunks	0	0
Double-Figure		
Scoring Games	0	0
Double-Figure		
Rebounding Games	0	0
Games With		
Double-Double	0	0
Games Led UK		
in Scoring	0	0
Games Led UK		
in Rebounding	0	0
Games Led UK		
in Assists	0	0
Games Led UK		
in Steals	0	0
Games Led UK		
in Blocks	0	0
Games With		
3+ Assists	0	0
Games With		
3+ Blocks	0	0
Games With		
3+ Steals	0	0
Games With		
3+ 3-Pointers	0	0

- Tasked with guarding Nick Richards in practice every day, has helped with the big man's national emergence
- Two appearances in the first eight games
- Made first appearance as a Wildcat in regular-season action vs. Eastern Kentucky and got off a shot attempt
- Two-sport athlete who is also a right-handed pitcher on the UK baseball team
- Joined the squad in mid-October
- Finished his high school basketball career as West Carter's all-time leading rebounder and shot-blocker
- Also the school's eighth all-time leading scorer
- Won the Eastern Kentucky Conference Defensive Player of the Year in his senior season in addition to EKC First Team honors
- Averaged 12.2 rebounds a contest in his final year
- On the diamond, was a 2016 Under Armour All-American in high school
- Appeared in 10 games last season after redshirting in 2018 with an injury
- Over the summer, playing for the Gaithersburg Giants of the Cal Ripken College Baseball League, appeared in seven games with six starts
  - Went 1-1 with a 2.70 ERA in 26.2 innings, allowing just 14 hits while striking out 36 en route to First Team All-Cal Ripken League honors



**Birthday:** June 2

**Parents:** Kevin and Stephanie Jordan

**Major:** Biology

**Brains and brawn**

A four-year distinguished scholar at West Carter High School

**Did you know?**

His father, Kevin, also attended Kentucky

## Game-By-Game Statistics

Opponent	Date	GS	Min	FG-A	Pct.	3FG-A	Pct.	FT-A	Pct.	Off-Def-Tot	PF	Ast	TO	Blk	Stl	Pts
vs. Michigan St.	11/5/19		DNP	-	Coach's decision											
ECU	11/8/19		<0	0-1	.000	0-0	.000	0-0	.000	0-0-0	0	0	0	0	0	0
EVANSVILLE	11/12/19		DNP	-	Coach's decision											
UTAH VALLEY	11/18/19		DNP	-	Coach's decision											
MT. ST. MARY'S	11/22/19	1	0-0	.000	0-0	.000	0-0	.000	0-0-0	0	0	0	0	0	0	0
LAMAR	11/24/19		DNP	-	Coach's decision											
UAB	11/29/19		DNP	-	Coach's decision											
FDU	12/7/19		DNP	-	Head injury											
GEORGIA TECH	12/14/19		DNP	-	Coach's decision											
vs. Utah	12/18/19		DNP	-	Coach's decision											
vs. Ohio State	12/21/19		DNP	-	Coach's decision											
LOUISVILLE	12/28/19		DNP	-	Coach's decision											
MISSOURI	1/4/20		DNP	-	Coach's decision											
at Georgia	1/7/20		DNP	-	Coach's decision											
ALABAMA	1/11/20		DNP	-	Coach's decision											
at South Carolina	1/15/20		DNP	-	Coach's decision											
at Arkansas	1/18/20		DNP	-	Coach's decision											
GEORGIA	1/21/20		DNP	-	Coach's decision											

## Career Statistics

Year	GP-GS	Min-Avg	FG-FGA	Pct	3FG-FGA	Pct	FT-FTA	Pct	Off-Def-Tot-Avg	PF-FO	Ast	TO	Blk	Stl	Pts	Avg
2019-20	2-0	1-0.5	0-1	.000	0-0	.000	0-0	.000	0-0-0-0.0	0-0	0	0	0	0	0	0.0
TOTAL	2-0	1-0.5	0-1	.000	0-0	.000	0-0	.000	0-0-0-0.0	0-0	0	0	0	0	0	0.0



# BOX SCORES

## GAME 10 UTAH 69, #6/6 KENTUCKY 66

Official Basketball Box Score - Final														
Utah at Kentucky														
12/19/19 Men's Basketball														
2019-20 Men's Basketball														
Officials: Gerry Pothier, Chris Rasmussen, Tony Doreme														
Record: 9-2														
NO. Name	Min	pts	FG	3P	FT	Rebounds	Fouls	TP	AS	TO	ST	Blocks	BS	+
1 Timmy Allen	5:00	15	0-1	9-12	0-0	9	2	7	25	4	0	0	3	3
21 Riley Allen	F:28:53	4-5	2-3	0-0	0-2	2	4	2	10	2	2	0	0	11
35 Brandon Carlson	C:02:24	0-0	0-0	0-0	0-0	2	1	0	1	0	0	0	0	4
11 Seth Gash	G:34:04	5-10	3-5	1-3	0-4	6	2	2	14	1	3	0	0	6
15 Rylen Jones	G:38:44	3-4	3-4	3-5	0-2	2	4	7	12	6	0	0	0	2
32 Lath Thomas	22:04	-1	0-0	2-2	2	3	5	2	1	4	0	0	1	0
20 Mikael Jantunen	23:15	2-5	0-1	0-1	1	2	2	2	2	0	0	0	0	16
5 Javon Branchley	07:36	0-2	0-1	0-0	0-0	0	0	0	0	0	0	0	0	4
Team														
Totals	29:40	61-15	15-23	4-7	27-31	19-23	69	15	17	2	1	3	3	3

Technical Fouls:NONE															
NO. Name	Min	pts	FG	3P	FT	Rebounds	Fouls	TP	AS	TO	ST	Blocks	BS	+	
4 Nick Richards	F:26:08	-1	0-0	3-3	1	3	4	5	5	1	1	0	2	0	1
23 EJ Montgomery	F:29:16	-4	0-0	0-0	0-0	3	4	1	1	1	0	0	0	9	
0 Ashton Hagans	G:36:11	5-14	4-6	1-2	3	1	5	16	8	2	4	0	1	-4	
3 Tyrese Maxey	G:29:16	7-13	0-4	1-4	5	5	18	1	3	0	0	0	0	-2	
5 Immanuel Quikley	G:36:02	5-11	0-0	0-0	3	4	0	11	2	1	2	0	0	9	
1 Nate Seelina	09:29	0-1	0-0	0	1	0	1	0	1	0	0	0	0	-3	
2 Kahlil Whitney	16:15	3-6	1-3	0-1	2	5	3	7	1	1	0	0	0	-12	
12 Keion Brooks Jr.	18:11	-4	0-0	0-0	0-0	0	0	0	0	0	0	0	0	9	
10 Johnny Juzang	03:19	0-0	0-0	0-0	0-0	0	0	0	0	0	0	0	0	-2	
Team															
Totals	26:03	2-17	12-16	1-4	37	31	22	18	15	12	7	3	1	3	

Technical Fouls:NONE														
Biggest lead	17 (2nd 12:11)	11 (1st 18:48)	Points from Turnovers	9	25	Period by Period Scoring								
Best Scoring Run	10 (2nd 15:01)	22 (1st 18:48)	Paint	22	34	Period by Period Scoring								
Lead Changes	10 (2nd 15:01)	10 (2nd 15:01)	Second Chance	11	15	Period by Period Scoring								
Times Tied	2	2	Fast Breaks	11	15	Period by Period Scoring								
Time with Lead	07:42	00:08	Bench	8	15	Period by Period Scoring								
Team			UTK	31	35	Period by Period Scoring								
Totals			UTK	31	35	Period by Period Scoring								


## GAME 13 #17/14 KENTUCKY 71, MISSOURI 59

Official Basketball Box Score - Final														
Missouri at Kentucky														
12/19/19 Men's Basketball														
2019-20 Men's Basketball														
Officials: Joe Lindzey, Terry Opatow, Taylor Wayne Tait														
Record: 8-9 (3-1)														
NO. Name	Min	pts	FG	3P	FT	Rebounds	Fouls	TP	AS	TO	ST	Blocks	BS	+
15 Michael Smith	F:20:01	0-2	0-2	0-0	1	1	2	2	2	0	2	0	0	1
14 Reed Nickols	F:23:18	2-2	0-0	0-2	1	3	3	1	4	0	0	0	0	-5
24 Kobe Brown	F:20:37	4-7	1-3	0-0	2	3	1	2	9	1	1	0	0	-2
12 Keion Brooks Jr.	G:35:01	5-11	0-0	0-0	3	4	0	11	2	1	1	2	0	9
13 Mark Smith	G:27:38	2-6	2-7	1-2	0-3	3	4	2	7	1	1	0	0	-12
0 Torrance Watson	18:05	2-4	1-3	0-0	0	3	1	5	0	0	0	0	0	-1
4 Javon Pickett	22:07	0-0	0-0	2-2	0	3	2	6	0	0	0	0	0	-2
23 Jeremiah Tilton	08:12	2-2	0-0	3-3	2	3	4	7	1	1	0	0	0	-4
1 Xavier Pous	10:24	1-2	0-0	0	0	0	3	1	5	1	2	0	0	-12
11 Marcus McInnis	10:06	0-0	0-0	3-4	2	1	3	0	0	0	0	0	0	-2
15 Avel Okongko	00:58	0-0	0-0	0-0	0	0	0	0	0	0	0	0	0	-4
42 Parker Brunson	03:19	0-0	0-0	0-0	0	0	0	0	0	0	0	0	0	-4
Team														
Totals	21:56	6-18	11-17	12	19	31	28	18	59	7	11	8	4	-10

Technical Fouls:Pickett 25, Brunson 27, Tait 27, 46														
NO. Name	Min	pts	FG	3P	FT	Rebounds	Fouls	TP	AS	TO	ST	Blocks	BS	+
4 Nick Richards	F:23:11	9-13	0-0	3-4	3	7	12	5	7	21	1	2	0	4
12 Keion Brooks Jr.	F:10:27	13	0-1	0-1	1	1	1	3	1	0	1	0	1	18
23 EJ Montgomery	F:23:52	1-4	0-0	1-2	0	2	4	3	0	2	0	0	0	15
0 Ashton Hagans	G:35:11	6-3	0-0	1-2	5	5	3	8	7	5	1	0	0	11
3 Tyrese Maxey	G:34:04	2-10	0-5	2	0	1	2	3	1	0	0	0	0	-1
1 Nate Seelina	08:34	1-4	0-1	4	1	5	6	3	0	1	0	0	0	-1
2 Kahlil Whitney	08:20	0-2	0-1	0-0	0	0	0	0	0	0	0	0	0	-1
5 Immanuel Quikley	03:01	5-8	4-8	9-9	3	3	4	29	2	1	1	0	1	21
Totals	20:48	61-88	27-30	9	27	35	13	28	15	11	13	3	8	-12
Shooting By Period														
1st	PT	10:20	21	43	3%	10	10	20	26	26				
2nd	PT	10:20	21	43	3%	10	10	20	26	26				
3rd	PT	10:20	21	43	3%	10	10	20	26	26				
4th	PT	10:20	21	43	3%	10	10	20	26	26				
OT	PT	10:20	21	43	3%	10	10	20	26	26				
5th	PT	10:20	21	43	3%	10	10	20	26	26				
6th	PT	10:20	21	43	3%	10	10	20	26	26				
7th	PT	10:20	21	43	3%	10	10	20	26	26				
8th	PT	10:20	21	43	3%	10	10	20	26	26				
9th	PT	10:20	21	43	3%	10	10	20	26	26				
10th	PT	10:20	21	43	3%	10	10	20	26	26				
11th	PT	10:20	21	43	3%	10	10	20	26	26				
12th	PT	10:20	21	43	3%	10	10	20	26	26				
13th	PT	10:20	21	43	3%	10	10	20	26	26				
14th	PT	10:20	21	43	3%	10	10	20	26	26				
15th	PT	10:20	21	43	3%	10	10	20	26	26				
16th	PT	10:20	21	43	3%	10	10	20	26	26				
17th	PT	10:20	21	43	3%	10	10	20	26	26				
18th	PT	10:20	21	43	3%	10	10	20	26	26				
19th	PT	10:20	21	43	3%	10	10	20	26	26				
20th	PT	10:20	21	43	3%	10	10	20	26	26				
21st	PT	10:20	21	43	3%	10	10	20	26	26				
22nd	PT	10:20	21	43	3%	10	10	20	26	26				
23rd	PT	10:20	21	43	3%	10	10	20	26	26				
24th	PT	10:20	21	43	3%	10	10	20	26	26				
25th	PT	10:20	21	43	3%	10	10	20	26	26				
26th	PT	10:20	21	43	3%	10	10	20	26	26				
27th	PT	10:20	21	43	3%	10	10	20	26	26				
28th	PT	10:20	21	43	3%	10	10	20	26	26				
29th	PT	10:20	21	43	3%	10	10	20	26	26				
30th	PT	10:20	21	43	3%	10	10	20	26	26				
31st	PT	10:20	21	43	3%	10	10	20	26	26				
32nd	PT	10:20	21	43	3%	10	10	20	26	26				
33rd	PT	10:20	21	43	3%	10	10	20	26	26				
34th	PT	10:20	21	43	3%	10	10	20	26	26				
35th	PT	10:20	21	43	3%	10	10	20	26	26				
36th	PT	10:20	21	43	3%	10	10	20	26	26				
37th	PT	10:20	21	43	3%	10	10	20	26	26				
38th	PT	10:20	21	43	3%	10	10	20	26	26				
39th	PT	10:20	21	43	3%	10	10	20	26	26				
40th	PT	10:20	21	43	3%	10	10	20	26	26				
41st	PT	10:20	21	43	3%	10	10	20	26	26				
42nd	PT	10:20	21	43	3%	10	10	20	26	26				
43rd	PT	10:20	21	43	3%	10	10	20	26	26				
44th	PT	10:20	21	43	3%	10	10	20	26	26				
45th	PT	10:20	21	43	3%	10	10	20	26	26				
46th	PT	10:20	21	43	3%	10	10	20	26	26				
47th	PT	10:20	21	43	3%	10	10	20	26	26				
48th	PT	10:20	21	43	3%	10	10	20	26	26				
49th	PT	10:20	21	43	3%	10	10	20	26	26				
50th	PT	10:20	21	43	3%	10	10	20	26	26				
51st	PT	10:20	21	43	3%	10	10	20	26	26				
52nd	PT	10:20	21	43	3%	10	10	20	26	26				
53rd	PT	10:20	21	43	3%	10	10	20	26	26				
54th	PT	10:20	21	43	3%	10	10	20	26	26				
55th	PT	10:20	21	43	3%	10	10	20	26	26				
56th	PT	10:20	21	43	3%	10	10	20	26	26				
57th	PT	10:20	21	43	3%	10	10	20	26	26				
58th	PT	10:20	21	43	3%	10	10	20	26	26				
59th	PT	10:20	21	43	3%	10	10	20	26	26				
60th	PT	10:20	21	43	3%	10	10	20	26	26				
61st	PT	10:20	21	43	3%	10	10	20	26	26				
62nd	PT	10:20	21	43	3%	10	10	20	26	26				
63rd	PT	10:20	21	43	3%	10	10	20	26	26				
64th	PT	10:20	21	43	3%	10	10	20	26	26				
65th	PT	10:20	21	43	3%	10	10	20	26	26				
66th	PT	10:20	21	43	3%	10	10	20	26	26				
67th	PT	10:20	21	43	3%	10	10	20	26	26				
68th	PT	10:20	21	43	3%	10	10	20	26	26				
69th	PT	10:20	21	43	3%	10	10	20	26	26				
70th	PT	10:20	21	43	3%	10	10	20	26	26				
71st	PT	10:20	21	43	3%	10	10	20	26	26				
72nd	PT	10:20	21	43	3%	10	10	20	26	26				
73rd	PT	10:20	21	43	3%	10	10	20	26	26				
74th	PT	10:20	21	43	3%	10	10	20	26	26				
75th	PT	10:20	21	43	3%	10	10	20	26	26				
76th	PT	10:20	21	43	3%	10	10	20	26	26				
77th	PT	10:20	21	43	3%	10	10	20	26	26				
78th	PT	10:20	21	43	3%	10	10	20	26	26				
79th	PT	10:20	21	43	3%	10	10	20	26	26				
80th	PT	10:20	21	43	3%	10	10	20	26	26				
81st	PT	10:20	21	43	3%	10	10	20	26	26				
82nd	PT	10:20	21	43	3%	10	10	20	26	26				
83rd	PT	10:20	21	43	3%	10	10	20	26	26				
84th	PT	10:20	21	43	3%	10	10	20	26	26				
85th	PT	10:20	21	43	3%	10	10	20	26	26				
86th	PT	10:20	21	43	3%	10	10	20	26	26				
87th	PT	10:20	21	43	3%	10	10	20	26	26				
88th	PT	10:20	21	43	3%	10	10	20	26	26				
89th	PT	10:20	21	43	3%	10	10	20	26	26				
90th	PT	10:20	21	43	3%	10	10	20	26	26				
91st	PT	10:20	21	43	3%	10	10	20	26	26				
92nd	PT	10:20	21	43	3%	10	10	20	26	26				
93rd	PT	10:20	21	43	3%	10	10	20	26	26				
94th	PT	10:20	21	43	3%	10	10	20	26	26				
95th	PT	10:20	21	43	3%	10	10	20	26	26				
96th	PT	10:20	21	43	3%	10	10	20	26	26				
97th	PT	10:20	21	43	3%	10	10	20	26	26				
98th	PT	10:20	21	43	3%	10	10	20	26	26				
99th	PT	10:20	21	43	3%	10	10	20	26	26				
100th	PT	10:20	21	43	3%	10	10	20	26	26				
Used Best Records														

Technical Fouls:Richards 27, 46														
Biggest lead	9 (1st 10:22)	16 (2nd 9:04)	Points from Turnovers	17	7	Period by Period Scoring								
Best Scoring Run	5 (1st 10:22)	12 (1st 7:36)	Paint	28	28	Period by Period Scoring								
Lead Changes	1	1	Second Chance	14	10	Period by Period Scoring								
Times Tied	3	3	Fast Breaks	16	10	Period by Period Scoring								
Time with Lead	11:02	0	Bench	30	29	Period by Period Scoring								
Team			UK	31	40	Period by Period Scoring								
Totals			UK	31	40	Period by Period Scoring								


## GAME 16 SOUTH CAROLINA 81, #10/12 KENTUCKY 65



Official Basketball Box Score - Game Totals - Final Statistics

#1012 Kentucky vs South Carolina

1/15/20 6:30 p.m. at Colonial Life Arena - Columbia, S.C.



#1012 Kentucky 78 • 12-4, 3-1 SEC

Player	pts	3rd			3-Ptr			Rebounds			Fouls	TP	A	TO	Bk St	Min
		FG	FGA	FT	FTA	FG	FGA	FT	FTA	Off						
4 Richards, Nick	15	5-6	0-0	5-8	4	3	7	3	15	0	4	0	4	0	4	24
12 Brooks Jr., Keion	0	0-5	0-2	0-0	4	3	7	0	0	1	1	2	13			
23 Montgomery, E.J.	0	1-4	0-0	4-5	0	5	5	6	0	1	1	0	0	1	0	26
0 Hagans, Ashton	9	2-10	0-5	1-3	4	6	13	7	5	0	1	1	1	0	1	32
3 Maxey, Tyrese	9	5-7	2-2	1-2	0	1	1	2	13	1	0	0	0	0	0	32
1 Seelina, Nate	3	3-6	1-3	0-1	2	2	4	1	7	0	0	0	0	0	0	21
4 Whitney, Kahlil	0	1-4	0-0	0-0	1	1	2	2	0	0	0	0	0	0	0	10
5 Quikley, Immanuel	6	2-4	6-7	0	6	6	4	20	2	2	0	0	0	0	0	34
10 Juzang, Johnny	0	1-4	0-0	0-0	1	4	5	1	2	0	0	0	0	0	0	8
Team																
Totals	78	24-55	1-15	25-36	10	31	41	26	78	10	5	6	5	20		
FG % 1st Half:	12-28	42.9%	2nd half:	12-27	44.4%	Game:	24-55	43.6%	Double							
3P% 1st Half:	2-7	28.6%	2nd half:	3-8	37.5%	Game:	5-15	33.3%	Rebounds							
FT % 1st Half:	7-12	58.3%	2nd Half:	11-24	45.8%	Game:	25-36	69.4%	7							

South Carolina 81 - 97, 1-2 SEC														
#	Player	Total		3-P%		Rebounds								
		FG	FGA	FT	FTA	Off	Def	TP	A	To	Bk	St	Min	
10	MINIYA, Justin	1	4-9	2-5	1-2	3	3	6	5	11	2	1	1	32
20	KOTSAR, Mark	1	0-1	0-0	0-0	1	3	4	5	0	0	1	0	12
11	BRIOT, Keyshawn	4	6-11	2-4	2-3	3	3	3	5	0	0	1	0	24
10	LAWSON, AJ	9	1-9	0-5	3-6	0	3	3	3	5	0	2	0	31
5	COUSHARD, Jermaine	9	9-22	4-5	4-7	1	2	3	2	26	3	1	0	34
1	MCCREARY, Jalen	4	0-2	0-1	0-0	1	2	0	1	0	0	0	0	23
4	MCCREARY, Jalen	3	0-1	0-1	1-2	3	4	4	6	0	0	0	0	12
12	HANNIBAL, Trae	3	0-4	0-0	1-3	4	3	4	3	0	1	1	0	9
16	LEVUEKE, Wildens	1	1-2	0-0	0-3	1	1	2	0	2	0	0	0	7
20	FRANK, Alanzo	1	0-4	0-0	0-5	1	1	1	1	6	1	0	1	16
	Team					5	0	5	0					



# BOX SCORES

## GAME 19 VANDERBILT at #13/13 KENTUCKY



Official Basketball Box Score - Final  
Kentucky at Texas Tech  
01/20/20 United Supermarkets Arena, Lubbock  
2019-20 Men's Basketball

Game Time: 11:00 PM  
Game Duration: 2:30  
Attendance: 14,193

Kentucky - 76														
Record: 15-4														
NO.	Name	MIN	pts	FG	3P	FT	Rebounds	Fouls	tp	AS	TO	ST	Blocks	+/-
				pts	pts	pts	pts	pts	pts	pts	pts	pts	pts	
4	Nick Richards	F 26:16	7-10	0-0	11-14	4	10	14	3	3	25	0	0	4
23	E.J. Montgomery	F 24:36	1-3	0-0	2-2	2	3	5	3	1	4	1	0	0
00	Ashton Hagans	G 42:46	2-6	0-0	2-2	0	3	3	3	1	6	7	4	3
3	Tyrese Marney	G 39:42	2-10	0-1	3-3	1	2	3	4	4	7	2	5	0
5	Immanuel Quickley	G 42:05	7-17	4-8	3-4	1	5	6	2	1	21	1	6	1
12	Kellen Brooks Jr.	07:52	0-0	0-0	0-0	0	0	0	0	0	0	0	0	0
1	Nate Sestina	21:04	3-6	2-4	0-0	1	2	3	5	1	6	0	2	1
10	Johnny Juzang	08:09	2-3	1-2	0-0	0	1	1	3	0	0	1	1	0
Team														
Totals			24-55	7-15	21-25	10	28	38	23	17	75	12	20	6
Technical Fouls: NONE														
Shooting By Period														
1st FG%			14-30			43.3%								
2nd FG%			8-19			42.1%								
3rd FG%			9-13			69.2%								
OT FG%			2-4			50.0%								
FT%			24-25			93.8%								
3PT%			7-15			46.7%								
FT%			21-25			84.0%								

Texas Tech - 74														
Record: 12-7														
NO.	Name	MIN	pts	FG	3P	FT	Rebounds	Fouls	tp	AS	TO	ST	Blocks	+/-
				pts	pts	pts	pts	pts	pts	pts	pts	pts	pts	
22	T.J. Halyfield	F 26:13	2-6	0-1	1-2	5	3	8	5	4	5	2	1	0
0	Kyler Edwards	G 44:01	7-13	2-7	2-2	0	7	7	0	1	18	1	3	0
1	Tennence Shannon, Jr.	G 26:47	4-10	0-2	4-4	2	1	3	2	6	12	0	2	-1
3	Jahmi'us Ramsey	G 24:03	3-9	0-2	0-1	0	0	0	3	2	6	2	1	2
25	David Moretti	G 43:39	4-13	1-5	6-7	0	3	3	3	4	15	3	4	2
44	Chris Clarke	30:09	2-4	0-0	4-6	2	5	7	1	6	8	0	1	0
15	Kevin McCullar	19:12	3-5	0-1	0-1	0	1	1	1	2	6	1	0	0
24	Avery Benson	06:20	0-1	0-1	0-0	0	1	1	1	0	0	0	0	0
54	Russell Tobacco	04:38	2-3	0-0	0-0	0	0	0	1	0	4	0	0	0
Team														
Totals			27-64	5-19	17-23	10	22	32	17	23	74	14	13	6
Technical Fouls: NONE														
Shooting By Period														
1st FG%			15-30			50.0%								
2nd FG%			2-10			20.0%								
3rd FG%			2-3			66.7%								
OT FG%			9-27			33.3%								
FT%			11-15			73.3%								
3PT%			3-7			42.9%								
FT%			4-5			80%								
3PT%			3-19			15.8%								
FT%			17-23			73.9%								

## GAME 22 KENTUCKY at TENNESSEE

## GAME 23 KENTUCKY at VANDERBILT

## GAME 24 OLE MISS at KENTUCKY

## GAME 25 KENTUCKY 69 at LSU

## GAME 26 FLORIDA at KENTUCKY

## GAME 27 KENTUCKY at TEXAS A&M



**THE STAT CREW SYSTEM**  
**#15/14 Kentucky Combined Team Statistics (as of Jan 25, 2020)**  
**All games**



<b>RECORD:</b>	<b>OVERALL</b>	<b>HOME</b>	<b>AWAY</b>	<b>NEUTRAL</b>
ALL GAMES	15-4	11-1	3-1	1-2
CONFERENCE	5-1	3-0	2-1	0-0
NON-CONFERENCE	10-3	8-1	1-0	1-2

#	Player	gp-gs	min	avg	Total		3-Point		F-Throw		Rebounds											
					fg-fga	fg%	3fg-fga	3fg%	ft-fa	ft%	off	def	tot	avg	pf	dq	a	to	blk	stl	pts	avg
04	Richards, Nick	19-18	560	29.5	104-154	.675	0-0	.000	64-87	.736	53	101	154	8.1	57	2	7	32	48	3	272	14.3
05	Quickley, Immanuel	18-8	563	31.3	74-177	.418	34-84	.405	70-77	.909	14	63	77	4.3	38	1	34	30	3	15	252	14.0
00	Hagans, Ashton	19-19	643	33.8	74-175	.423	12-39	.308	91-112	.813	5	76	81	4.3	48	2	138	62	4	42	251	13.2
03	Maxey, Tyrese	19-16	631	33.2	84-197	.426	20-69	.290	59-72	.819	6	73	79	4.2	49	1	56	43	8	13	247	13.0
23	Montgomery, EJ	16-14	370	23.1	47-93	.505	1-5	.200	14-24	.583	24	63	87	5.4	43	2	9	19	16	3	109	6.8
01	Sestina, Nate	16-6	359	22.4	35-78	.449	15-37	.405	22-27	.815	26	54	80	5.0	46	2	16	14	9	8	107	6.7
12	Brooks Jr., Keion	19-5	306	16.1	42-93	.452	3-16	.188	15-25	.600	22	41	63	3.3	25	0	6	22	8	7	102	5.4
02	Whitney, Kahlil	18-8	231	12.8	23-62	.371	4-16	.250	10-23	.435	14	17	31	1.7	23	1	8	15	3	5	60	3.3
10	Juzang, Johnny	16-1	180	11.3	14-44	.318	4-21	.190	6-8	.750	8	26	34	2.1	15	0	4	6	0	4	38	2.4
33	Jordan, Ben	2-0	1	0.5	0-1	.000	0-0	.000	0-0	.000	0	0	0	0.0	0	0	0	0	0	0	0	0.0
13	Welch, Riley	4-0	3	0.8	0-1	.000	0-0	.000	0-0	.000	0	0	0	0.0	0	0	0	0	0	2	0	0.0
14	Canada, Brennan	4-0	3	0.8	0-0	.000	0-0	.000	0-0	.000	0	0	0	0.0	0	0	0	1	0	0	0	0.0
	Team										19	27	46					6				
	Total.....	19	3850		497-1075	.462	93-287	.324	351-455	.771	191	541	732	38.5	344	11	278	250	99	102	1438	75.7
	Opponents.....	19	3850		445-1145	.389	123-430	.286	225-338	.666	196	416	612	32.2	384	-	212	240	57	96	1238	65.2

TEAM STATISTICS	UK	OPP	Date	Opponent	Score	Att.
SCORING	1438	1238	1	11/5/19 vs #1/1 Michigan State	w 69-62	19812
Points per game	75.7	65.2		11/8/19 EASTERN KENTUCKY	w 91-49	20163
Scoring margin	+10.5	-		11/12/19 EVANSVILLE	L 64-67	19101
FIELD GOALS-ATT	497-1075	445-1145	2	11/18/19 UTAH VALLEY	w 82-74	18859
Field goal pct	.462	.389	2	11/22/19 MOUNT ST. MARY'S	w 82-62	20351
3 POINT FG-ATT	93-287	123-430	2	11/24/19 LAMAR UNIVERSITY	w 81-56	20048
3-point FG pct	.324	.286	2	11/29/19 UAB	w 69-58	20401
3-pt FG made per game	4.9	6.5		12/7/19 FAIRLEIGH DICKINSON	w 83-52	20080
FREE THROWS-ATT	351-455	225-338		12/14/19 GEORGIA TECH	w 67-53	20111
Free throw pct	.771	.666	3	12/18/19 vs Utah	L 66-69	5507
F-Throws made per game	18.5	11.8	4	12/21/19 vs #5/4 Ohio State	L 65-71	12740
REBOUNDS	732	612		12/28/19 #3/4 LOUISVILLE	Wot 78-70	20437
Rebounds per game	38.5	32.2	*	1/4/20 MISSOURI	w 71-59	20396
Rebounding margin	+6.3	-	*	1/7/20 at NR/RV Georgia	w 78-69	10523
ASSISTS	278	212	*	1/11/20 ALABAMA	w 76-67	20407
Assists per game	14.6	11.2	*	1/15/20 at South Carolina	L 78-81	18000
TURNOVERS	250	240	*	1/28/20 at RV/RV Arkansas	w 73-66	19200
Turnovers per game	13.2	12.6	*	1/21/20 GEORGIA	w 89-79	20135
Turnover margin	-0.5	-	5	1/25/20 at #18/18 Texas Tech	Wot 76-74	14763
Assist/turnover ratio	1.1	0.9	* = Conference game			
STEALS	102	96	1 = State Farm Championship Classic   Madison Square Garden (New York)			
Steals per game	5.4	5.1	2 = BBN Showcase   Rupp Arena (Lexington, Ky.)			
BLOCKS	99	57	3 = Neon Hoops Showcase   T-Mobile Arena (Las Vegas)			
Blocks per game	5.2	3.0	4 = CBS Sports Classic   T-Mobile Arena (Las Vegas)			
ATTENDANCE	240489	100545	5 = Big 12/SEC Challenge   United Supermarkets Arena (Lubbock, Texas)			
Home games-Avg/Game	12-20041	4-15622				
Neutral site-Avg/Game	-	3-12686				

Score by Periods	1st	2nd	OT	Totals
#15/14 Kentucky	694	715	29	1438
Opponents	558	661	19	1238



**THE STAT CREW SYSTEM**  
**#15/14 Kentucky Combined Team Statistics (as of Jan 25, 2020)**  
**Conference games only**



<b>RECORD:</b>	<b>OVERALL</b>	<b>HOME</b>	<b>AWAY</b>	<b>NEUTRAL</b>
ALL GAMES	5-1	3-0	2-1	0-0
CONFERENCE	5-1	3-0	2-1	0-0
NON-CONFERENCE	0-0	0-0	0-0	0-0

#	Player	gp-gs	min	avg	Total		3-Point		F-Throw		Rebounds				pf	dq	a	to	blk	stl	pts	avg
					fg-fga	fg%	3fg-fga	3fg%	ft-fa	ft%	off	def	tot	avg								
04	Richards, Nick	6-6	174	29.0	40-61	.656	0-0	.000	23-32	.719	20	34	54	9.0	17	1	2	14	18	0	103	17.2
05	Quickley, Immanuel	6-2	211	35.2	28-59	.475	16-31	.516	30-34	.882	6	27	33	5.5	15	1	12	8	2	5	102	17.0
00	Hagans, Ashton	6-6	209	34.8	22-63	.349	4-13	.308	36-47	.766	1	30	31	5.2	21	2	43	20	2	14	84	14.0
03	Maxey, Tyrese	6-6	197	32.8	27-59	.458	4-15	.267	11-15	.733	2	22	24	4.0	14	0	18	12	5	4	69	11.5
01	Sestina, Nate	6-0	113	18.8	11-27	.407	5-11	.455	5-8	.625	10	16	26	4.3	16	0	3	4	4	4	32	5.3
23	Montgomery, EJ	6-6	131	21.8	11-24	.458	0-0	.000	8-13	.615	7	23	30	5.0	19	2	3	11	6	1	30	5.0
12	Brooks Jr., Keion	6-4	81	13.5	12-25	.480	0-3	.000	5-8	.625	8	13	21	3.5	11	0	0	9	3	3	29	4.8
10	Juzang, Johnny	3-0	43	14.3	6-14	.429	1-5	.200	0-2	.000	3	6	9	3.0	2	0	1	0	0	0	13	4.3
02	Whitney, Kahlil	6-0	41	6.8	1-9	.111	0-3	.000	1-4	.250	1	2	3	0.5	5	0	1	1	1	0	3	0.5
Team											7	9	16					2				
Total.....		6	1200		158-341	.463	30-81	.370	119-163	.730	65	182	247	41.2	120	6	83	81	41	31	465	77.5
Opponents.....		6	1200		148-383	.386	36-132	.273	89-135	.659	76	137	213	35.5	137	-	65	65	21	37	421	70.2

TEAM STATISTICS	UK	OPP	Date	Opponent	Score	Att.
SCORING	465	421	* 1/4/20	MISSOURI	w 71-59	20396
Points per game	77.5	70.2	* 1/7/20	at NR/RV Georgia	w 78-69	10523
Scoring margin	+7.3	-	* 1/11/20	ALABAMA	w 76-67	20407
FIELD GOALS-ATT	158-341	148-383	* 1/15/20	at South Carolina	L 78-81	18000
Field goal pct	.463	.386	* 1/28/20	at RV/RV Arkansas	w 73-66	19200
3 POINT FG-ATT	30-81	36-132	* 1/21/20	GEORGIA	w 89-79	20135
3-point FG pct	.370	.273				
3-pt FG made per game	5.0	6.0	* = Conference game			
FREE THROWS-ATT	119-163	89-135	1 = State Farm Championship Classic   Madison Square Garden (New York)			
Free throw pct	.730	.659	2 = BBN Showcase   Rupp Arena (Lexington, Ky.)			
F-Throws made per game	19.8	14.8	3 = Neon Hoops Showcase   T-Mobile Arena (Las Vegas)			
REBOUNDS	247	213	4 = CBS Sports Classic   T-Mobile Arena (Las Vegas)			
Rebounds per game	41.2	35.5	5 = Big 12/SEC Challenge   United Supermarkets Arena (Lubbock, Texas)			
Rebounding margin	+5.7	-				
ASSISTS	83	65				
Assists per game	13.8	10.8				
TURNOVERS	81	65				
Turnovers per game	13.5	10.8				
Turnover margin	-2.7	-				
Assist/turnover ratio	1.0	1.0				
STEALS	31	37				
Steals per game	5.2	6.2				
BLOCKS	41	21				
Blocks per game	6.8	3.5				
ATTENDANCE	60938	47723				
Home games-Avg/Game	3-20313	3-15908				
Neutral site-Avg/Game	-	0-0				

Score by Periods	1st	2nd	Totals
#15/14 Kentucky	217	248	465
Opponents	185	236	421





**THE STAT CREW SYSTEM**  
#15/14 Kentucky Team Game-by-Game Comparison (as of Jan 25, 2020)  
**All games**



Opponent	1st	2nd	Score	Mar	Total FG	FG Pct	3-Pointers	3FG Pct	Free Throws	FT Pct	Rebounds	Assist	T/Over	Block	Steal	Fouls
#1/1 Michigan State	34/24	35/38	69-62	+7	19-50/22-56	.380/.393	6-18/5-26	.333/.192	25-32/13-18	.781/.722	30/30 -	9/14	10/16	3/2	4/4	20/22
EASTERN KENTUCKY	46/25	45/24	91-49	+42	34-62/16-64	.548/.250	2-14/8-33	.143/.242	21-32/9-11	.656/.818	54/25 +29	17/7	18/21	6/0	8/10	13/21
EVANSVILLE	30/34	34/33	64-67	(3)	20-54/23-60	.370/.383	4-17/9-30	.235/.300	20-25/12-13	.800/.923	35/38 (3)	6/10	13/14	2/0	6/2	18/18
UTAH VALLEY	35/27	47/47	82-74	+8	25-57/26-64	.439/.406	1-12/11-31	.083/.355	31-34/11-18	.912/.611	46/27 +19	11/14	14/7	2/5	2/4	13/24
MOUNT ST. MARY'S	39/34	43/28	82-62	+20	30-55/22-61	.545/.361	6-15/5-24	.400/.208	16-18/13-18	.889/.722	35/31 +4	21/8	12/10	3/2	4/5	14/18
LAMAR UNIVERSITY	41/21	40/35	81-56	+25	29-57/21-64	.509/.328	10-22/7-17	.455/.412	13-19/7-15	.684/.467	41/34 +7	19/8	11/10	13/2	6/6	14/16
UAB	38/25	31/33	69-58	+11	26-55/24-58	.473/.414	5-15/8-16	.333/.500	12-16/2-5	.750/.400	39/26 +13	19/11	12/12	3/3	2/3	13/18
FAIRLEIGH DICKINSON	43/23	40/29	83-52	+31	32-62/21-65	.516/.323	2-11/5-24	.182/.208	17-19/5-6	.895/.833	42/33 +9	20/8	9/13	4/7	6/2	14/15
GEORGIA TECH	36/30	31/23	67-53	+14	24-51/23-53	.471/.434	4-12/5-17	.333/.294	15-18/2-6	.833/.333	34/25 +9	18/11	16/17	5/4	8/5	13/18
Utah	31/35	35/34	66-69	(3)	26-63/23-42	.413/.548	2-17/8-15	.118/.533	12-16/15-23	.750/.652	31/31 -	14/15	12/17	3/1	7/2	22/19
#5/4 Ohio State	36/37	29/34	65-71	(6)	25-59/22-44	.424/.500	7-23/6-19	.304/.316	8-13/21-27	.615/.778	25/33 (8)	17/15	11/14	3/7	7/5	25/16
#3/4 LOUISVILLE	32/24	29/37	78-70	+8	25-54/27-67	.463/.403	7-15/7-27	.467/.259	21-25/9-20	.840/.450	35/34 +1	12/12	11/11	5/0	5/5	22/25
MISSOURI	31/26	40/33	71-59	+12	20-48/21-58	.417/.362	4-16/6-18	.250/.333	27-30/11-17	.900/.647	36/31 +5	13/7	13/11	8/4	3/8	19/28
NR/RV Georgia	31/37	47/32	78-69	+9	31-62/24-57	.500/.421	6-12/5-23	.500/.217	10-20/16-23	.500/.696	41/35 +6	18/11	12/14	6/2	7/8	19/21
ALABAMA	45/35	31/32	76-67	+9	28-63/28-76	.444/.368	9-15/4-21	.600/.190	11-17/7-12	.647/.583	44/44 -	15/14	14/8	8/6	5/3	13/14
South Carolina	33/25	45/56	78-81	(3)	24-55/29-73	.436/.397	5-15/7-19	.333/.368	25-36/16-30	.694/.533	41/43 (2)	10/13	15/9	6/3	5/5	26/28
RV/RV Arkansas	36/27	37/39	73-66	+7	24-54/19-57	.444/.333	5-14/8-26	.357/.308	20-27/20-30	.741/.667	47/29 +18	12/8	16/11	5/5	5/8	24/22
GEORGIA	41/35	48/44	89-79	+10	31-59/27-62	.525/.435	1-9/6-25	.111/.240	26-33/19-23	.788/.826	38/31 +7	15/12	11/12	8/1	6/5	19/24
#18/18 Texas Tech	36/34	28/30	76-74	+2	24-55/27-64	.436/.422	7-15/3-19	.467/.158	21-25/17-23	.840/.739	38/32 +6	12/14	20/13	6/3	6/6	23/17

Note: Game totals are displayed in the format TEAM/OPPONENT for each category



THE STAT CREW SYSTEM  
#15/14 Kentucky Player High/Low Analysis (as of Jan 25, 2020)  
All games



#15/14 Kentucky - INDIVIDUAL GAME HIGHS

Points	27	Maxey, Tyrese vs #3/4 Louisville (12/28/19)
	26	Hagans, Ashton vs Utah Valley (11/18/19)
	26	Maxey, Tyrese vs #1/1 Michigan State (11/5/19)
	25	Richards, Nick at #18/18 Texas Tech (1/25/20)
	25	Montgomery, EJ vs Fairleigh Dickinson (12/7/19)
Field Goals Made	12	Montgomery, EJ vs Fairleigh Dickinson (12/7/19)
	10	Richards, Nick vs Eastern Kentucky (11/8/19)
Field Goal Att.	17	Quickley, Immanuel at #18/18 Texas Tech (1/25/20)
	17	Hagans, Ashton vs Georgia (1/21/20)
	17	Maxey, Tyrese vs Alabama (1/11/20)
FG Pct (min 5 made)	1.000 (7-7)	Richards, Nick vs UAB (11/29/19)
	.909 (10-11)	Richards, Nick vs Eastern Kentucky (11/8/19)
3-Point FG Made	5	Quickley, Immanuel vs Alabama (1/11/20)
	5	Sestina, Nate vs #5/4 Ohio State (12/21/19)
3-Point FG Att.	8	Quickley, Immanuel at #18/18 Texas Tech (1/25/20)
	8	Quickley, Immanuel vs Missouri (1/4/20)
	8	Sestina, Nate vs #5/4 Ohio State (12/21/19)
3-Pt FG Pct (min 2 made)	1.000 (3-3)	Quickley, Immanuel at NR/RV Georgia (1/7/20)
	1.000 (2-2)	Maxey, Tyrese at South Carolina (1/15/20)
Free Throws Made	12	Hagans, Ashton vs Utah Valley (11/18/19)
	11	Richards, Nick at #18/18 Texas Tech (1/25/20)
Free Throw Att.	14	Richards, Nick at #18/18 Texas Tech (1/25/20)
	12	Hagans, Ashton vs Utah Valley (11/18/19)
FT Pct (min 3 made)	1.000 (12-12)	Hagans, Ashton vs Utah Valley (11/18/19)
	1.000 (9-9)	Quickley, Immanuel vs Missouri (1/4/20)
	1.000 (8-8)	Quickley, Immanuel vs #3/4 Louisville (12/28/19)
	1.000 (7-7)	Hagans, Ashton vs Fairleigh Dickinson (12/7/19)
	1.000 (7-7)	Quickley, Immanuel vs Eastern Kentucky (11/8/19)
	1.000 (6-6)	Richards, Nick vs Georgia (1/21/20)
	1.000 (6-6)	Maxey, Tyrese vs Georgia Tech (12/14/19)
	1.000 (6-6)	Hagans, Ashton vs Mount St. Mary's (11/22/19)
	1.000 (5-5)	Maxey, Tyrese vs Georgia (1/21/20)
	1.000 (5-5)	Richards, Nick vs Utah Valley (11/18/19)
	1.000 (5-5)	Sestina, Nate vs Evansville (11/12/19)
	1.000 (5-5)	Quickley, Immanuel vs Evansville (11/12/19)
	1.000 (5-5)	Maxey, Tyrese vs Eastern Kentucky (11/8/19)
	1.000 (5-5)	Hagans, Ashton vs #1/1 Michigan State (11/5/19)
	1.000 (4-4)	Sestina, Nate vs Missouri (1/4/20)
	1.000 (4-4)	Hagans, Ashton vs Lamar University (11/24/19)
	1.000 (4-4)	Sestina, Nate vs Utah Valley (11/18/19)
	1.000 (4-4)	Juzang, Johnny vs Utah Valley (11/18/19)
	1.000 (3-3)	Maxey, Tyrese at #18/18 Texas Tech (1/25/20)
	1.000 (3-3)	Richards, Nick vs Utah (12/18/19)
	1.000 (3-3)	Sestina, Nate vs Mount St. Mary's (11/22/19)
Rebounds	14	Richards, Nick at #18/18 Texas Tech (1/25/20)
	13	Richards, Nick vs Lamar University (11/24/19)
Assists	12	Hagans, Ashton vs UAB (11/29/19)
	11	Hagans, Ashton vs Fairleigh Dickinson (12/7/19)
Steals	4	Hagans, Ashton vs Georgia (1/21/20)
	4	Hagans, Ashton at NR/RV Georgia (1/7/20)
	4	Hagans, Ashton vs Utah (12/18/19)
Blocked Shots	7	Richards, Nick vs Lamar University (11/24/19)
	5	Richards, Nick vs Alabama (1/11/20)

Turnovers	6	Quickley, Immanuel at #18/18 Texas Tech (1/25/20)
	6	Hagans, Ashton vs Georgia Tech (12/14/19)
	6	Hagans, Ashton vs Utah Valley (11/18/19)
Fouls	5	Sestina, Nate at #18/18 Texas Tech (1/25/20)
	5	Quickley, Immanuel vs Georgia (1/21/20)
	5	Montgomery, EJ at RV/RV Arkansas (1/28/20)
	5	Hagans, Ashton at RV/RV Arkansas (1/28/20)
	5	Hagans, Ashton at South Carolina (1/15/20)
	5	Montgomery, EJ at South Carolina (1/15/20)
	5	Richards, Nick vs Missouri (1/4/20)
	5	Sestina, Nate vs #3/4 Louisville (12/28/19)
	5	Maxey, Tyrese vs #5/4 Ohio State (12/21/19)
	5	Whitney, Kahlil vs Utah (12/18/19)
Minutes	5	Richards, Nick vs #1/1 Michigan State (11/5/19)
	43	Hagans, Ashton at #18/18 Texas Tech (1/25/20)
	43	Hagans, Ashton vs #3/4 Louisville (12/28/19)
	42	Quickley, Immanuel at #18/18 Texas Tech (1/25/20)
	41	Maxey, Tyrese vs #3/4 Louisville (12/28/19)
	40	Quickley, Immanuel at RV/RV Arkansas (1/28/20)





THE STAT CREW SYSTEM  
#15/14 Kentucky Opponent High/Low Analysis (as of Jan 25, 2020)  
All games



OPPONENT INDIVIDUAL GAME HIGHS

Points	26		COUISNARD, Jermaine at South Carolina (1/15/20)
	25		Timmy Allen vs Utah (12/18/19)
	23		Anthony Edwards at NR/RV Georgia (1/7/20)
	22		TJ Washington vs Utah Valley (11/18/19)
	21		Cassius Winston vs #1/1 Michigan State (11/5/19)
Field Goals Made	9		COUISNARD, Jermaine at South Carolina (1/15/20)
	8		Herbert Jones vs Alabama (1/11/20)
	8		Anthony Edwards at NR/RV Georgia (1/7/20)
	8		Steven Enoch vs #3/4 Louisville (12/28/19)
	8		Timmy Allen vs Utah (12/18/19)
	8		Tyreek Scott-Grayson vs UAB (11/29/19)
	8		TJ Washington vs Utah Valley (11/18/19)
Field Goal Att.	22		COUISNARD, Jermaine at South Carolina (1/15/20)
	20		Herbert Jones vs Alabama (1/11/20)
FG Pct (min 5 made)	1.000	(6-6)	Tye Fagan vs Georgia (1/21/20)
	.833	(5-6)	D.J. Carton vs #5/4 Ohio State (12/21/19)
3-Point FG Made	5		Davion Buster vs Lamar University (11/24/19)
	5		TJ Washington vs Utah Valley (11/18/19)
3-Point FG Att.	12		TJ Washington vs Utah Valley (11/18/19)
	11		Isaiah Joe at RV/RV Arkansas (1/28/20)
	11		Davion Buster vs Lamar University (11/24/19)
3-Pt FG Pct (min 2 made)	1.000	(2-2)	K.J. Riley vs Evansville (11/12/19)
	.800	(4-5)	COUISNARD, Jermaine at South Carolina (1/15/20)
	.800	(4-5)	Jalen Benjamin vs UAB (11/29/19)
Free Throws Made	10		Cassius Winston vs #1/1 Michigan State (11/5/19)
	9		Timmy Allen vs Utah (12/18/19)
Free Throw Att.	12		Mason Jones at RV/RV Arkansas (1/28/20)
	12		Timmy Allen vs Utah (12/18/19)
FT Pct (min 3 made)	1.000	(8-8)	Jimmy Whitt Jr. at RV/RV Arkansas (1/28/20)
	1.000	(8-8)	K.J. Riley vs Evansville (11/12/19)
	1.000	(4-4)	Terrence Shannon, J at #18/18 Texas Tech (1/25/20)
	1.000	(4-4)	Tyree Crump vs Georgia (1/21/20)
	1.000	(4-4)	Kyle Young vs #5/4 Ohio State (12/21/19)
	1.000	(4-4)	D.J. Carton vs #5/4 Ohio State (12/21/19)
	1.000	(4-4)	Brandon Leftwich vs Mount St. Mary's (11/22/19)
	1.000	(4-4)	Damian Chong Qui vs Mount St. Mary's (11/22/19)
	1.000	(4-4)	Trey Woodbury vs Utah Valley (11/18/19)
	1.000	(3-3)	Jeremiah Tilmon vs Missouri (1/4/20)
	1.000	(3-3)	E.J. Liddell vs #5/4 Ohio State (12/21/19)
	1.000	(3-3)	Ty TAYLOR vs Eastern Kentucky (11/8/19)
Rebounds	13		Avery Sullivan vs Lamar University (11/24/19)
	10		Dwayne Sutton vs #3/4 Louisville (12/28/19)
	10		Moses Wright vs Georgia Tech (12/14/19)
Assists	6		Rylan Jones vs Utah (12/18/19)
	5		Chris Clarke at #18/18 Texas Tech (1/25/20)
	5		CJ Walker vs #5/4 Ohio State (12/21/19)
	5		TJ Washington vs Utah Valley (11/18/19)
	5		Jacquess Hobbs vs Eastern Kentucky (11/8/19)
Steals	4		Dru Smith vs Missouri (1/4/20)
	3		Adrio Bailey at RV/RV Arkansas (1/28/20)
	3		Jordan Harris at NR/RV Georgia (1/7/20)
	3		Sahvir Wheeler at NR/RV Georgia (1/7/20)
	3		Davion Buster vs Lamar University (11/24/19)

Blocked Shots	4	John Petty Jr. vs Alabama (1/11/20)
	3	James Banks III vs Georgia Tech (12/14/19)
	3	Elyjah Williams vs Fairleigh Dickinson (12/7/19)
Turnovers	9	Jomaru Brown vs Eastern Kentucky (11/8/19)
	6	Sam Cunliffe vs Evansville (11/12/19)
Fouls	5	TJ Holyfield at #18/18 Texas Tech (1/25/20)
	5	Anthony Edwards vs Georgia (1/21/20)
	5	Desi Sills at RV/RV Arkansas (1/28/20)
	5	Mason Jones at RV/RV Arkansas (1/28/20)
	5	KOTSAR, Maik at South Carolina (1/15/20)
	5	MINAYA, Justin at South Carolina (1/15/20)
	5	Rayshaun Hammonds at NR/RV Georgia (1/7/20)
	5	Mitchell Smith vs Missouri (1/4/20)
	5	Kaleb Wesson vs #5/4 Ohio State (12/21/19)
	5	James Banks III vs Georgia Tech (12/14/19)
	5	Kassim Nicholson vs UAB (11/29/19)
	5	Chidozie Collin Nnam vs Mount St. Mary's (11/22/19)



**THE STAT CREW SYSTEM**  
#15/14 Kentucky Season Box - Average per 40 Minutes (as of Jan 25, 2020)  
**All games**



##	Player	min	fgm	fga	pct	3fgm	3fga	pct	ftm	fta	pct	oreb	dreb	treb	pf	a	to	blk	stl	pts
12	Brooks Jr., Keion	40	5.5	12.2	.452	0.4	2.1	.188	2.0	3.3	.600	2.9	5.4	8.2	3.3	0.8	2.9	1.0	0.9	13.3
14	Canada, Brennan	40	0.0	0.0	.000	0.0	0.0	.000	0.0	0.0	.000	0.0	0.0	0.0	0.0	0.0	13.3	0.0	0.0	0.0
00	Hagans, Ashton	40	4.6	10.9	.423	0.7	2.4	.308	5.7	7.0	.813	0.3	4.7	5.0	3.0	8.6	3.9	0.2	2.6	15.6
33	Jordan, Ben	40	0.0	40.0	.000	0.0	0.0	.000	0.0	0.0	.000	0.0	0.0	0.0	0.0	0.0	0.0	0.0	0.0	0.0
10	Juzang, Johnny	40	3.1	9.8	.318	0.9	4.7	.190	1.3	1.8	.750	1.8	5.8	7.6	3.3	0.9	1.3	0.0	0.9	8.4
03	Maxey, Tyrese	40	5.3	12.5	.426	1.3	4.4	.290	3.7	4.6	.819	0.4	4.6	5.0	3.1	3.5	2.7	0.5	0.8	15.7
23	Montgomery, EJ	40	5.1	10.1	.505	0.1	0.5	.200	1.5	2.6	.583	2.6	6.8	9.4	4.6	1.0	2.1	1.7	0.3	11.8
05	Quickley, Immanuel	40	5.3	12.6	.418	2.4	6.0	.405	5.0	5.5	.909	1.0	4.5	5.5	2.7	2.4	2.1	0.2	1.1	17.9
04	Richards, Nick	40	7.4	11.0	.675	0.0	0.0	.000	4.6	6.2	.736	3.8	7.2	11.0	4.1	0.5	2.3	3.4	0.2	19.4
01	Sestina, Nate	40	3.9	8.7	.449	1.7	4.1	.405	2.5	3.0	.815	2.9	6.0	8.9	5.1	1.8	1.6	1.0	0.9	11.9
13	Welch, Riley	40	0.0	13.3	.000	0.0	0.0	.000	0.0	0.0	.000	0.0	0.0	0.0	0.0	0.0	0.0	0.0	26.7	0.0
02	Whitney, Kahlil	40	4.0	10.7	.371	0.7	2.8	.250	1.7	4.0	.435	2.4	2.9	5.4	4.0	1.4	2.6	0.5	0.9	10.4
	Total.....	40	25.8	55.8	.462	4.8	14.9	.324	18.2	23.6	.771	9.9	28.1	38.0	17.9	14.4	13.0	5.1	5.3	74.7
	Opponents.....	40	23.1	59.5	.389	6.4	22.3	.286	11.7	17.6	.666	10.2	21.6	31.8	19.9	11.0	12.5	3.0	5.0	64.3

Note: All statistics are pro-rated based on an average per 40-minute game.





**THE STAT CREW SYSTEM**  
**#15/14 Kentucky Other Metrics (as of Jan 25, 2020)**  
**All games**



##	Player	Min	AST%	EFG%	TS%	Usg%	DRB%	ORB%	TRB%
12	Brooks Jr., Keion	306	3.9	.468	.490	20.8	14.0	9.1	11.8
14	Canada, Brennan	3	0.0	.000	.000	16.8	0.0	0.0	0.0
00	Hagans, Ashton	643	40.5	.457	.560	22.5	12.3	1.0	7.2
33	Jordan, Ben	1	0.0	.000	.000	50.5	0.0	0.0	0.0
10	Juzang, Johnny	180	3.9	.364	.400	15.0	15.1	5.6	10.8
03	Maxey, Tyrese	631	17.3	.477	.540	21.7	12.1	1.2	7.2
23	Montgomery, EJ	370	4.7	.511	.526	16.7	17.8	8.2	13.5
05	Quickley, Immanuel	563	11.7	.514	.597	21.6	11.7	3.2	7.8
04	Richards, Nick	560	2.7	.675	.707	20.2	18.8	12.0	15.8
01	Sestina, Nate	359	8.1	.545	.595	14.6	15.7	9.2	12.8
13	Welch, Riley	3	0.0	.000	.000	16.8	0.0	0.0	0.0
02	Whitney, Kahlil	231	6.3	.403	.416	19.0	7.7	7.7	7.7

Estimated possessions: 1346.4

Team offensive rating (ORTg): 106.8

Team defensive rating (DRTg): 91.9

AST% - An estimate of the pct of teammate field goals assisted while on the floor

EFG% - Effective FG% (adjusts to include additional points from 3FGs)

TS% - True Shooting% (takes into account field goals, 3-point field goals, and free throws)

Usg% - An estimate of the pct of team plays used while on the floor

DRB% - An estimate of the pct of available defensive rebounds grabbed while on the floor

ORB% - An estimate of the pct of available offensive rebounds grabbed while on the floor

TRB% - An estimate of the pct of all available rebounds grabbed while on the floor

ORTg - Offensive rating - points scored per 100 possessions

DRTg - Defensive rating - points allowed per 100 possessions