



VANDERBILT

FOOTBALL

2015 FACT BOOK

 @VANDYFOOTBALL

| VUCOMMODORES.COM


#1 FOOTBALL
APR IN THE SEC

983

**DOMINATE
THE
DAY**




STRONG



TOUGH




INTELLIGENT





DOWN



FACTS/SCHEDULE/CONTENTS

TEAM INFORMATION

COACHING STAFF

| | |
|------------------------|-------------------------------|
| Derek Mason | Head Coach |
| Andy Ludwig | Offensive Coordinator/QBs |
| Kenwick Thompson | Associate Head Coach/LBs |
| Charles Banks | Special Teams Coordinator/RBs |
| Gerry Gdowski | Recruiting Coordinator/TEs |
| Cortez Hankton | Wide Receivers |
| Keven Lightner | Offensive Line |
| Marc Mattioli | Safeties |
| Frank Maile | Defensive Line |
| Brett Maxie | Defensive Backs |
| Kevin Abrams | Graduate Assistant (Off.) |
| Tate Benton | Graduate Assistant (Off.) |
| Ryan Anderson | Graduate Assistant (Def.) |
| Chris Marve | Graduate Assistant (Def.) |
| James Dobson | Head Strength Coach |
| Tyler Clarke | Assistant Director, Strength |
| Cedric Calhoun | Assistant, Strength |
| Ben Schumacher | Assistant, Strength |

A QUICK LOOK

| | |
|----------------------------------|------------------------|
| Head Coach | Derek Mason (2nd year) |
| Career Record | 3-9 |
| 2014 Team Record | 3-9 (0-8 in SEC East) |
| Associated Press Rank | n/a |
| USA Today/Coaches' Rank | n/a |
| Home | 3-4 |
| Away | 0-4 |
| Neutral | 0-1 |
| Home Attendance | 270,063 (8 games) |
| Average Home Attendance | 34,258 |
| Number of Bowl Appearances | 7 |
| All-Time Bowl Record | 4-2-1 |
| Last Bowl | 2014 BBVA Compass |
| Last Bowl (W/L) | Houston (W, 41-24) |

GENERAL INFORMATION

| | |
|---|-----------------------------|
| Location | Nashville, Tenn. |
| Founded | 1873 |
| Undergraduate Enrollment | 6,851 |
| Nickname | Commodores |
| Colors | Black and Gold |
| Conference | Southeastern |
| Stadium | Vanderbilt Stadium (40,350) |
| Surface | Synthetic (Shaw Sportexe) |
| All-Time Record | 584-592-50 (.497) |
| Chancellor | Nicholas S. Zeppos |
| Athletics Director | David Williams II |
| Assoc. AD/Football | Kevin Colon |
| Dir. of Football Operations | Jason Grooms |
| Asst. Dir. of Football Operations | Matt Britain |
| Dir. of Player Personnel | Tyler Barnes |
| Dir. of Player Development | Al Smith |
| Dir. of High School Relations | Rayna Stewart |
| Asst. Quality Control (Off.) | Ryan Blakney |
| Asst. Quality Control (Def.) | Rod Chance |
| Asst. Quality Control (Off.) | Mike Morita |
| Staff Analyst | Jeron Horton |
| Head Athletic Trainer | Tom Bossung |
| Head Equipment Manager | Chris Singleton |

2015 VANDERBILT SCHEDULE

| Date | Opponent | TV | Kickoff | Location | Venue |
|----------|------------------|----------|---------|-------------------|--------------------------|
| Sept. 3 | Western Kentucky | SECN | 7 pm | Nashville | Vanderbilt Stadium |
| Sept. 12 | Georgia * | CBS | 2:30 pm | Nashville | Vanderbilt Stadium |
| Sept. 19 | Austin Peay | SECN-ALT | 3 pm | Nashville | Vanderbilt Stadium |
| Sept. 26 | Ole Miss * | TBA | TBA | Oxford, Miss. | Vaught-Hemingway Stadium |
| Oct. 3 | MTSU | CBS-CSTV | 6 pm | Murfreesboro | Floyd Stadium |
| Oct. 17 | South Carolina * | TBA | TBA | Columbia, S.C. | Williams-Brice Stadium |
| Oct. 24 | Missouri * | TBA | TBA | Nashville | Vanderbilt Stadium |
| Oct. 31 | Houston | TBA | TBA | Houston, Texas | TDECU Stadium |
| Nov. 7 | Florida * | TBA | TBA | Gainesville, Fla. | Ben Hill Griffin Stadium |
| Nov. 14 | Kentucky * | TBA | TBA | Nashville | Vanderbilt Stadium |
| Nov. 21 | Texas A&M * | TBA | TBA | Nashville | Vanderbilt Stadium |
| Nov. 28 | Tennessee * | TBA | TBA | Knoxville | Neyland Stadium |

* denotes Southeastern Conference opponent



TABLE OF CONTENTS

THE VANDERBILT PROGRAM

| | |
|---|-------|
| 2015 – Relentless, Tough, Intelligent | 1 |
| Vanderbilt Football – Anchor Down | 2-3 |
| 2015 Schedule/Table of Contents/Facts | 4-5 |
| All-SEC Candidates | 6-11 |
| Molding Vanderbilt Men | 12-13 |
| Commodores in the Pros | 14-16 |
| Adding to Program Facilities | 17 |
| Commodore Successes | 18 |
| Vanderbilt University | 19 |
| Nashville, the SEC | 20-21 |

2015 VANDERBILT OUTLOOK

| | |
|--|-------|
| 2015 Commodore Outlook (by Position) | 22-29 |
| Team Roster/Pronunciations/Depth | 30-33 |

VANDERBILT COACHING STAFF

| | |
|-----------------------------------|-------|
| Head Coach Derek Mason | 34-38 |
| Assistant Coaches and Staff | 39-54 |

THE VANDERBILT ROSTER

| | |
|---------------------------------|-------|
| Returning Player Profiles | 55-88 |
| Class of 2015 Signees | 89-92 |

REVIEWING THE 2014 SEASON

| | |
|--------------------------------------|---------|
| Team and Individual Statistics | 93-99 |
| 2014 Game Recaps | 101-106 |

VANDERBILT RECORD BOOK

| | |
|---|---------|
| Scoring and Offensive Records | 107-115 |
| Special Teams Records | 116-119 |
| Defensive Records | 120-123 |
| Vanderbilt/Opponent Yearly Statistics | 124 |

VANDERBILT FOOTBALL HISTORY

| | |
|---|---------|
| Yearly Results/Coaching Records | 125-135 |
| All-time Letterwinners | 136-140 |
| All-time All-America Recipients | 141-146 |
| Bowl Recaps | 147-150 |
| 'Dores in the NFL (Active & All-time) | 151-152 |
| Individual Awards & Academic Honors | 153-157 |

VANDERBILT UNIVERSITY

| | |
|---|---------|
| Vanderbilt University and its alumni | 158-159 |
| The Chancellor and Athletics Director | 160-161 |
| Vanderbilt Administration/Coaches/Staff | 162-165 |

MEDIA INFORMATION

| | |
|--|---------|
| Staff/Credentials/Interviews | 166-167 |
| Vanderbilt Radio Network/Media Outlets | 167 |
| Vanderbilt Stadium/Media Parking | 168 |
| Opponent Info/All-time Series Record | 169-171 |
| SEC Schedule/2015-16 Bowl Schedule | 172 |

STAT LEADERS/CREDITS



In 2012, Vanderbilt Athletic Communications was honored with the "Super 11" Award by the Football Writers Association of America.



FACT BOOK CREDITS

The 2015 Vanderbilt Fact Book was produced by the Athletic Communications Office.

ON THE COVERS: The fact book covers are the work of Vanderbilt graphic designer Shaun Senn. Commodore student-athletes featured are:

Front Cover — Nigel Bowden, Darreon Herring, Torren McGaster, Spencer Pulley, Steven Scheu

Inside Back Cover — Adam Butler, Andrew Jelks, Tommy Openshaw, Darrius Sims, Ralph Webb

Back Cover — Caleb Azubike, Stephen Weatherly, Andrew Williamson, Jay Woods.

STAFF: Larry Leathers, Kyle Parkinson, Ryan Schulz, Andy Boggs, Brandon Barca, David Dawson, Jerome Boettcher, Dana Reynolds, Rod Williamson, Catherine Hilley and Robynn Candish.

PHOTOS: Many images in this publication are the work of Vanderbilt shooters John Russell, Joe Howell, Daniel Dubois, Steve Green and Anne Rayner. We are grateful for other images provided by the Associated Press, Getty Images, Lee Adams, Doug DeVoe, Frank DiBrango, Chad Driver, Phillip Faulkner, Bosley Jarrett, Chris Justice, Stan Jones, Chris Justice, Don Kelly, Tommy Lawson, Ron Modra, Warren Moore, Warne Riker, Ed Rode, Tim Sofranko, Mike Strasinger, and Winslow Townson.

PRINTING: Pollock Printing, Nashville

GRATITUDE: The Vanderbilt football staff wants to offer a special thank you to Nashville author H. Jackson Brown, Jr., who gave permission for the team to use the "The Commodore Creed" adaptation from his "The Champion's Creed."

SPECIAL THANKS: The SEC, NCAA, CBS Sports, ESPN, SEC Network, College Football Hall of Fame, Country Music Association, Associated Press, Getty Images, Nashville Convention & Visitors, the *Tennessean*, Tennessee Sports Hall of Fame, Buffalo Bills, Kansas City Chiefs, Chicago Bears/Bill Smith, Philadelphia Eagles, Green Bay Packers/Jim Biever, Houston Texans, St. Louis Rams and Tennessee Titans/Donn Jones.

COMMUNICATIONS

VANDERBILT ATHLETIC COMMUNICATIONS:
Primary Football Contact: Larry Leathers
Email: larry.leathers@vanderbilt.edu
Phone: (615) 343-6437; 322-4121

VANDERBILT FOOTBALL ON TWITTER:
Derek Mason: @CoachDerekMason
Vanderbilt Football: @VandyFootball

RETURNING POSITION STARTERS

OFFENSE: 9

| NAME, POSITION | 2014 NOTES |
|-----------------------------|--|
| Johnny McCrary, QB | Threw for 985 yards, 9 TDs; shared starting assignments with Freebeck |
| Ralph Webb, RB | Posted team freshman record with 907 rushing yards on 212 attempts |
| D.J. Duncan, WR | Had 28 receptions, 441 receiving yards and 4 TDs as freshman starter |
| Latevius Rayford, WR | Ranked second on team with 36 catches, good for 350 receiving yards |
| Steven Scheu, TE | 2nd team All-SEC pick after leading team with 39 catches, 525 yards |
| Jake Bernstein, OL | Enters final season as Commodore with 29 career starts at left guard |
| Spencer Pulley, OL | Senior has started 25 straight games (29 games in career) at right guard |
| Andrew Jelks, OL | Entering junior season with 21 career starts at tackle positions |
| Will Holden, OL | Gained critical starting experience at tackle as sophomore in 2014 |

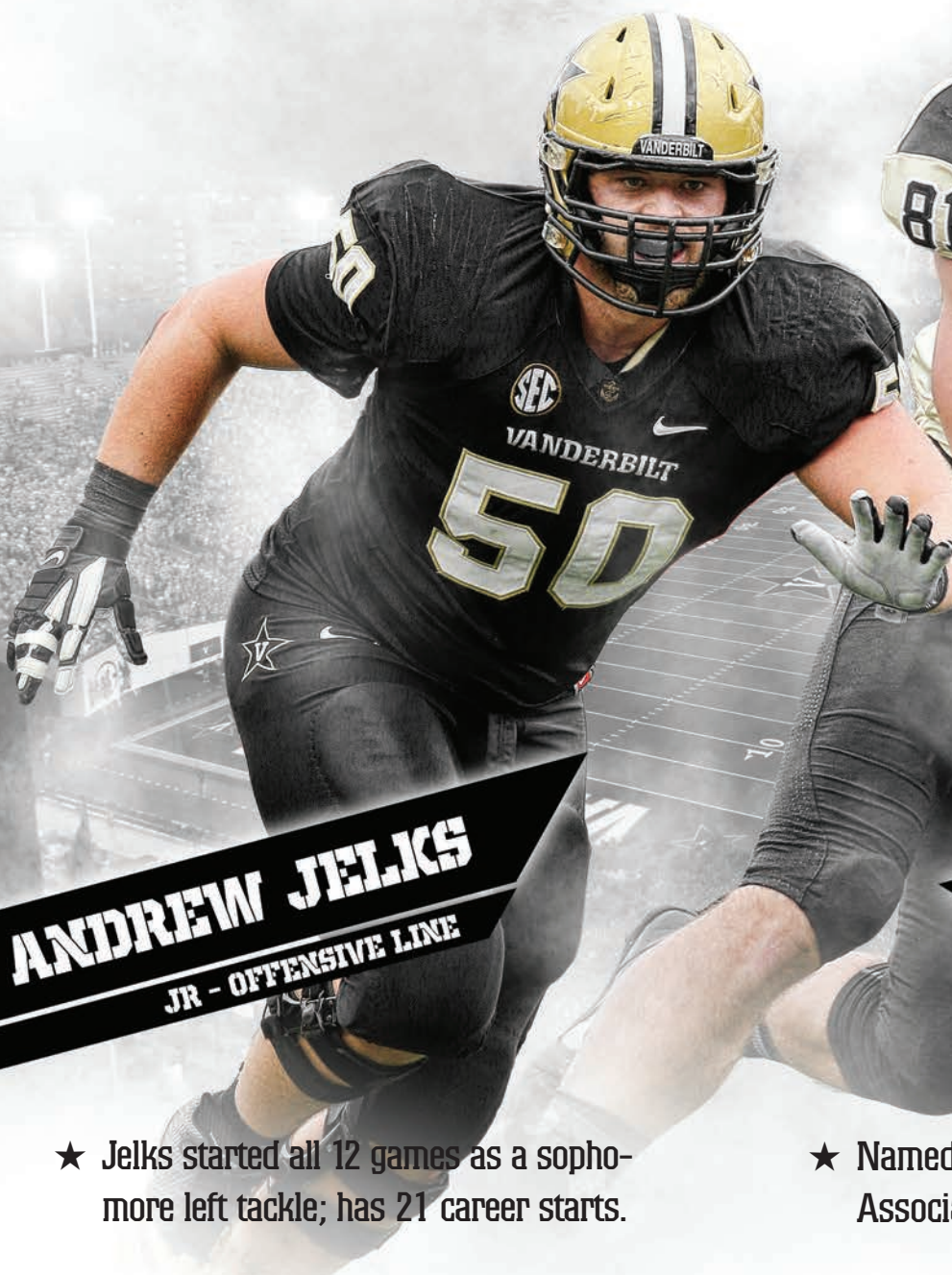
DEFENSE: 10

| NAME, POSITION | 2014 NOTES |
|---------------------------------|---|
| Caleb Azubike, DL | Posted 39 tackles, including four QB sacks, in seven starts as DE |
| Adam Butler, DL | Set career highs with 35 tackles, 2.5 QB sacks in eight DT/DE starts |
| Nigel Bowden, ILB | Earned SEC All-Freshman honors after topping team with 78 tackles |
| Zach Cunningham, ILB | Finished 2014 strong, registering 56 stops in last seven appearances |
| Darreon Herring, ILB/OLB | Earned 11 starts at multiple positions, finishing with 45 total tackles |
| Stephen Weatherly, OLB | Topped team with 12.5 tackles for loss, including 5 against Tennessee |
| Torren McGaster, CB | Topped 'Dores with 56 solo tackles, had 4+ tackles in 11 of 12 games |
| Taurean Ferguson, CB | Posted two INTs and 25 tackles as late-season starter for 5 games |
| Oren Burks, SAF | Played well before and after midseason injury; had 37 total tackles |
| Andrew Williamson, SAF | Contributed 54 total tackles, 32 solo stops, in nine starting assignments |

TOP STATISTICAL RETURNEES

| RUSHING | | | | | | | |
|-------------------------|----|----------|----------------|--------|-------|------|--------|
| | G | Att. | Net. | Avg. | TD | Long | Avg./G |
| Ralph Webb | 12 | 212 | 907 | 4.3 | 4 | 28 | 76.0 |
| Dallas Rivers | 12 | 61 | 218 | 3.6 | 2 | 12 | 18.2 |
| PASSING | | | | | | | |
| | G | Effic. | Comp.-Att.-INT | Pct. | Yards | TD | Avg./G |
| Johnny McCrary | 7 | 114.8 | 78-152-8 | 51.3 | 985 | 9 | 140.7 |
| Wade Freebeck | 5 | 81.8 | 34-72-5 | 47.2 | 376 | 1 | 75.2 |
| RECEIVING | | | | | | | |
| | G | Rec. | Yards | Avg. | TD | Long | Avg./G |
| Steven Scheu (TE) | 12 | 39 | 525 | 13.5 | 4 | 44 | 43.8 |
| Latevius Rayford (WR) | 12 | 36 | 350 | 9.7 | 1 | 24 | 29.2 |
| C.J. Duncan (WR) | 11 | 28 | 441 | 15.8 | 4 | 65 | 40.1 |
| DEFENSE | | | | | | | |
| | G | UA-A-TT | TFL/Yds. | Sacks | INT | PBU | FF/FR |
| Nigel Bowden (ILB) | 11 | 37-41-78 | 2.0-12 | 1.0-7 | 0-0 | 1 | 1/0 |
| Zach Cunningham (ILB) | 11 | 37-30-67 | 6.5-13 | 1.5-7 | 0-0 | 2 | 1/0 |
| Torren McGaster (CB) | 12 | 46-20-66 | 3.5-9 | 0.0-0 | 2-6 | 5 | 1/0 |
| Stephen Weatherly (OLB) | 12 | 30-25-55 | 12.5-47 | 4.5-32 | 0-0 | 1 | 1/0 |

ALL-SEC CANDIDATES



ANDREW JELKS
JR - OFFENSIVE LINE

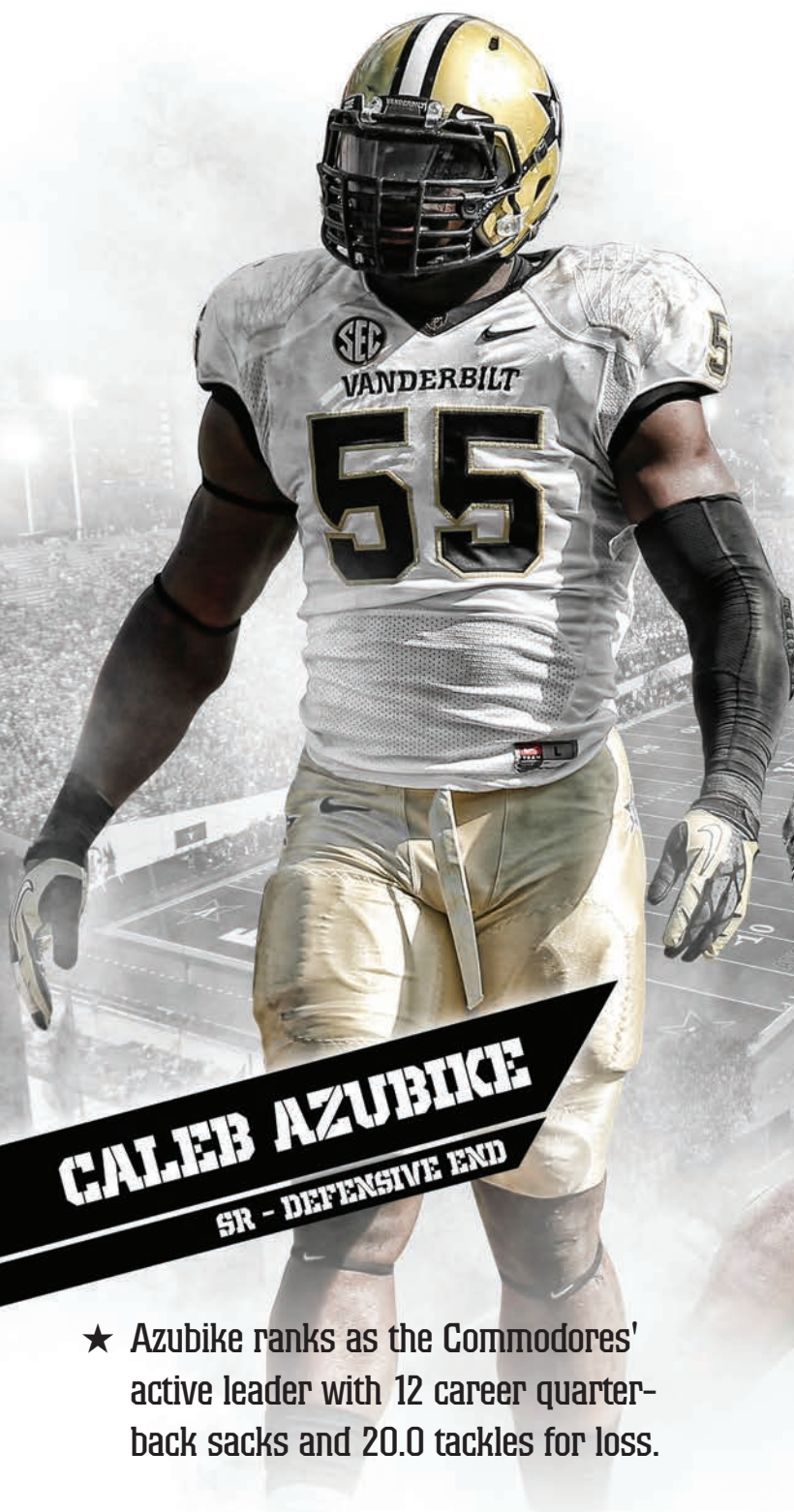
- ★ Jelks started all 12 games as a sophomore left tackle; has 21 career starts.
- ★ Contributed 16 pancake blocks while protecting the QB's blindside in 2014.
- ★ Earned Freshman All-America and SEC All-Freshman honors in 2013.



STEVEN SCHEU
SR - TIGHT END

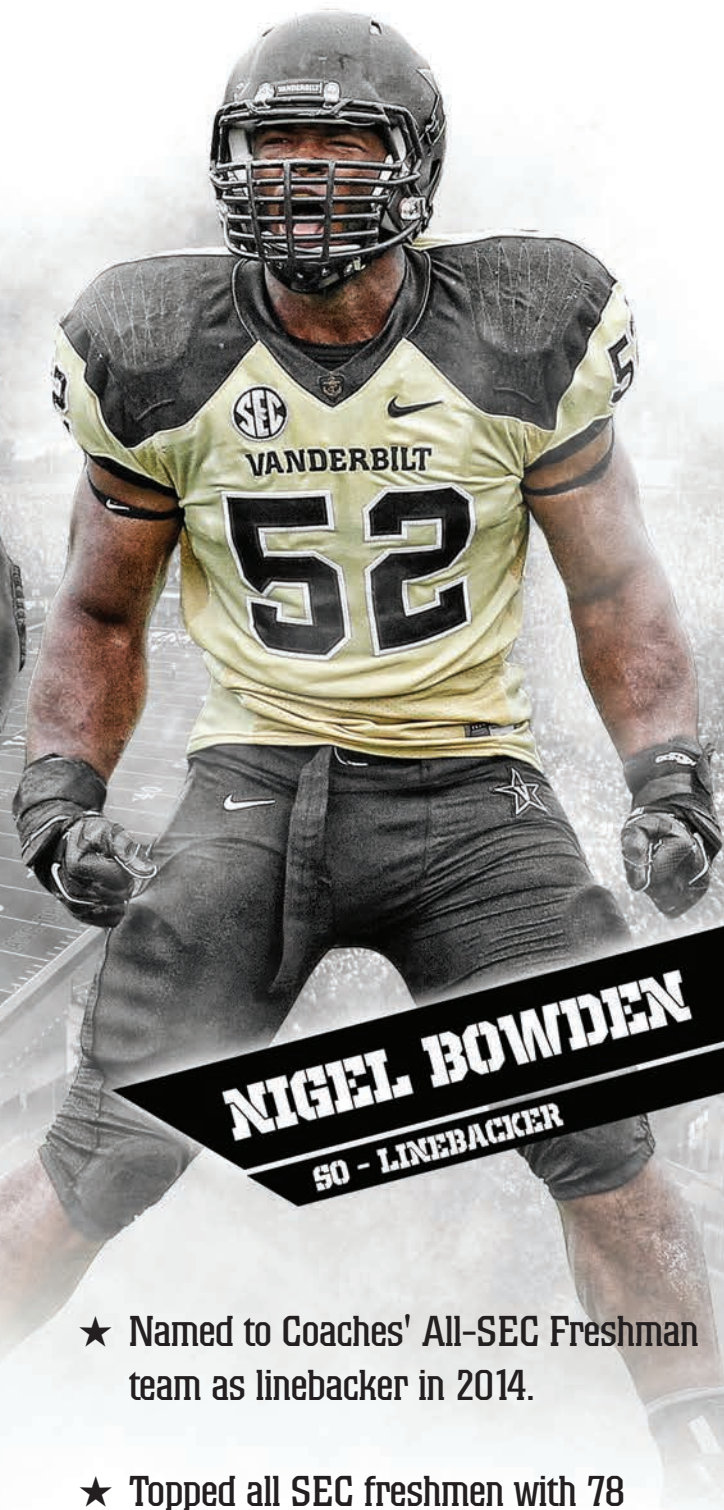
- ★ Named second team All-SEC tight end by Associated Press in 2014.
- ★ 39 receptions – most by a Vanderbilt TE since 1983 – topped all SEC TEs.
- ★ Topped team with 39 catches and 525 receiving yards

ALL-SEC CANDIDATES



CALEB AZUBIKE
SR - DEFENSIVE END

- ★ Azubike ranks as the Commodores' active leader with 12 career quarterback sacks and 20.0 tackles for loss.
- ★ Posted single-season career high with 39 tackles in 2014.
- ★ Returning to defensive end role in 2015.



NIGEL BOWDEN
SO - LINEBACKER

- ★ Named to Coaches' All-SEC Freshman team as linebacker in 2014.
- ★ Topped all SEC freshmen with 78 tackles as interior linebacker last year.
- ★ First freshman to pace team in tackles since LB Jamie Winborn did so in 1998.

ALL-SEC CANDIDATES



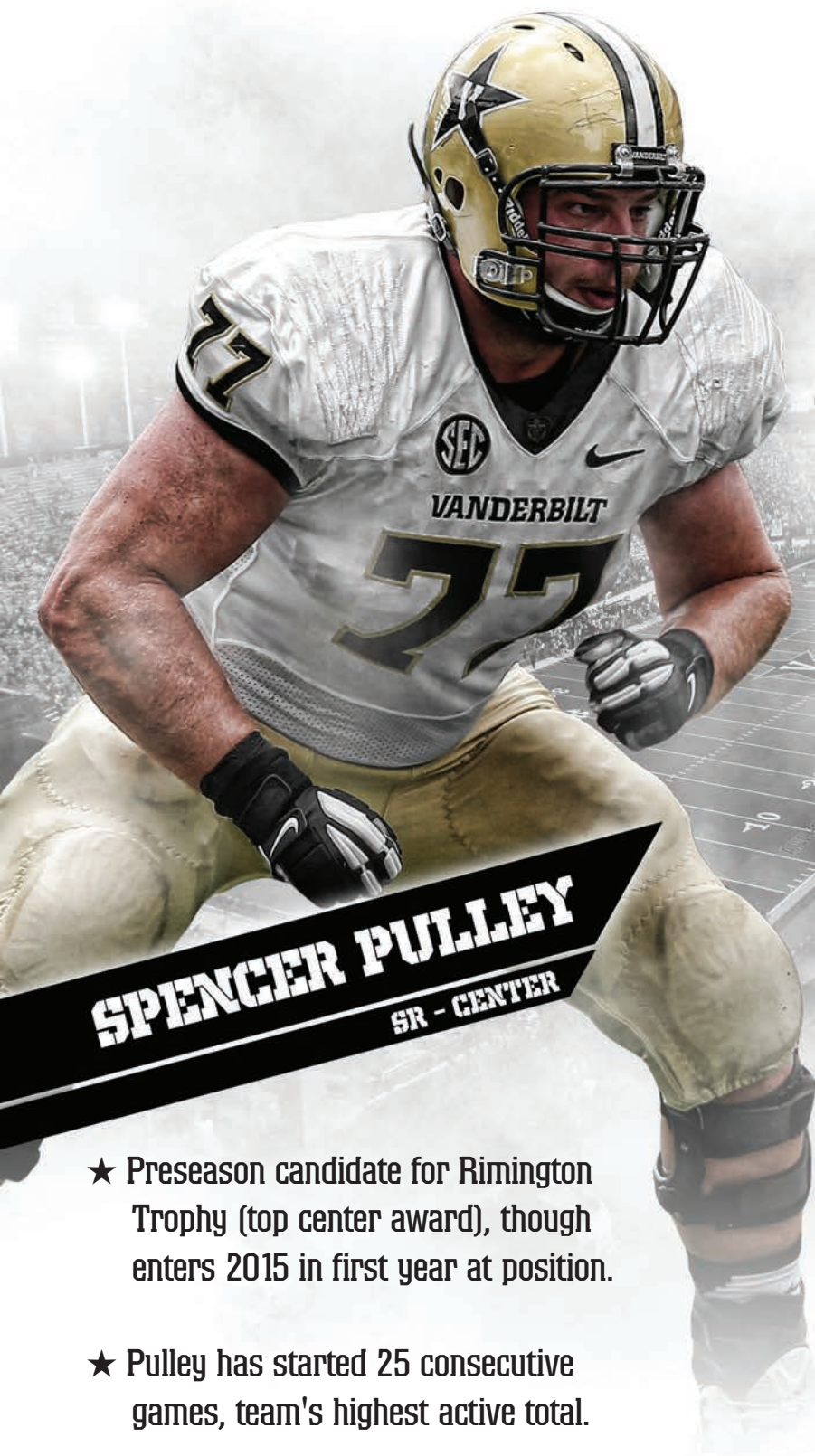
TORREN MCGASTER
JR - CORNERBACK

- ★ A physical presence in the secondary, McGaster's 46 solo tackles topped the defense.
- ★ McGaster ended the regular season by picking off two passes versus Tennessee.
- ★ Started every game in '14 at cornerback.

STEPHEN WEATHERLY
JR - LINEBACKER

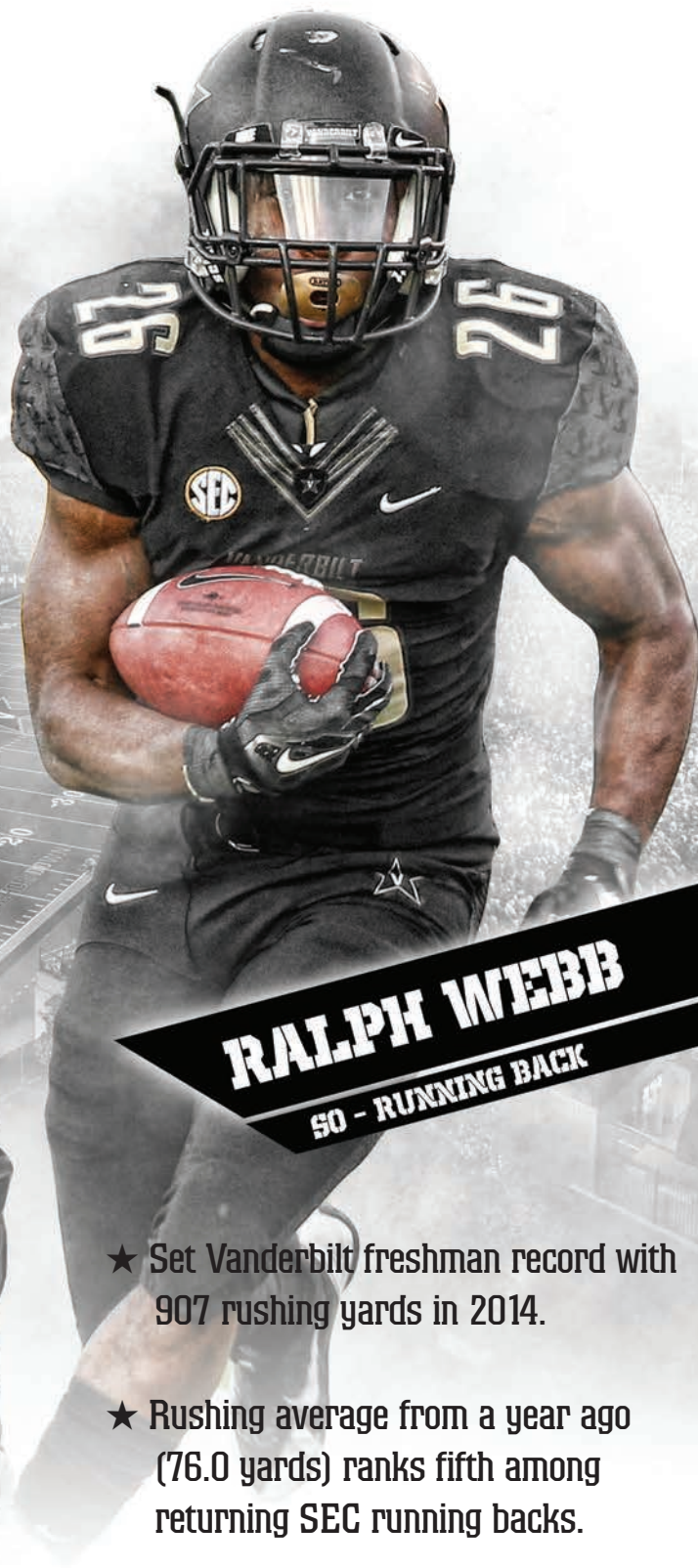
- ★ Weatherly finished the 2014 season by posting five tackles for loss vs. Tennessee from outside linebacker position.
- ★ Combined for four QB sacks and 10.5 tackles for loss against last conference opponents.
- ★ Ranked fifth on team with 48 total tackles.

ALL-SEC CANDIDATES



SPENCER PULLEY
SR - CENTER

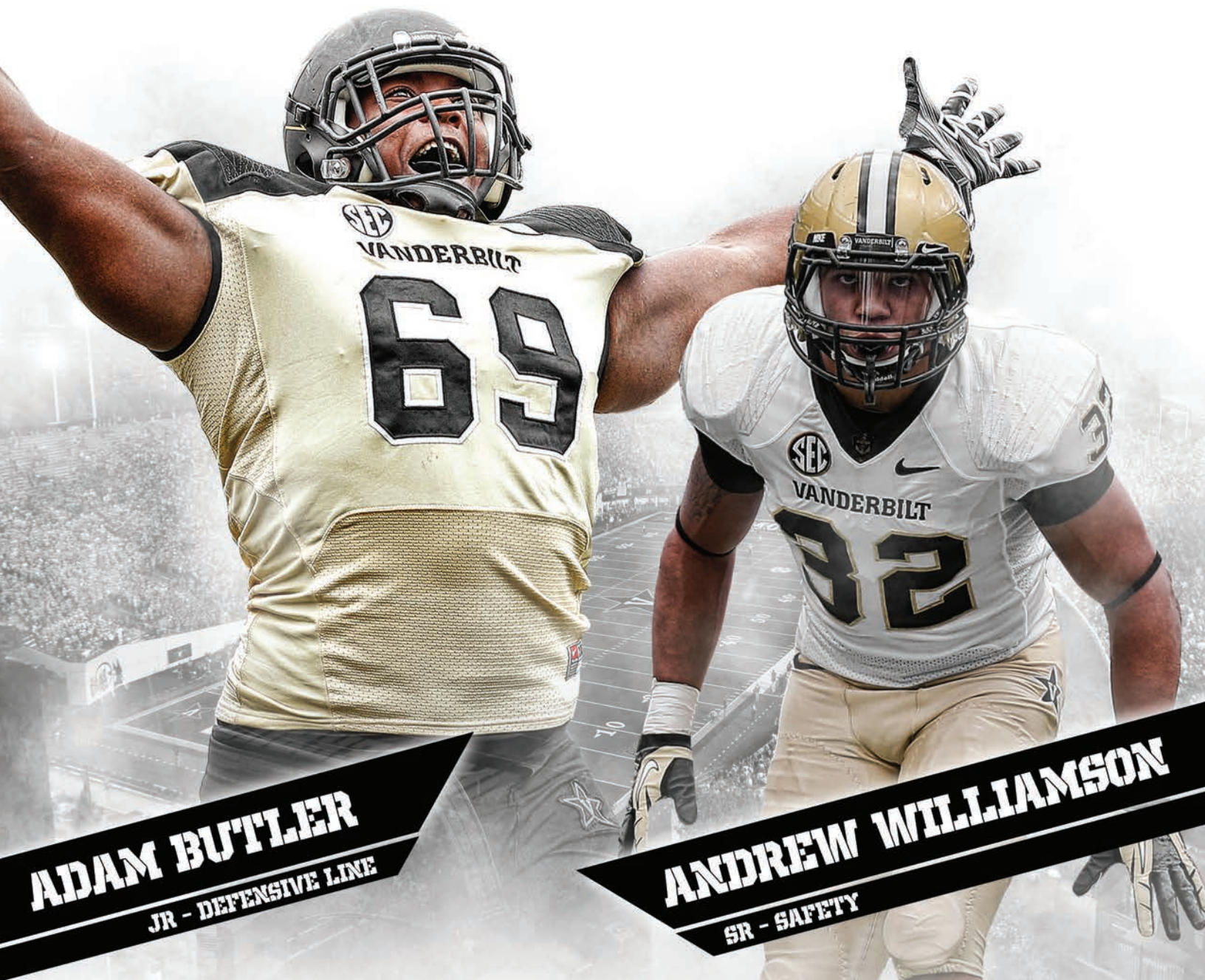
- ★ Preseason candidate for Rimington Trophy (top center award), though enters 2015 in first year at position.
- ★ Pulley has started 25 consecutive games, team's highest active total.
- ★ In 2014, Pulley played virtually every meaningful offensive snap.



RALPH WEBB
SO - RUNNING BACK

- ★ Set Vanderbilt freshman record with 907 rushing yards in 2014.
- ★ Rushing average from a year ago (76.0 yards) ranks fifth among returning SEC running backs.
- ★ Durable back – 212 rush attempts in 2014 was third most in SEC.

ALL-SEC CANDIDATES



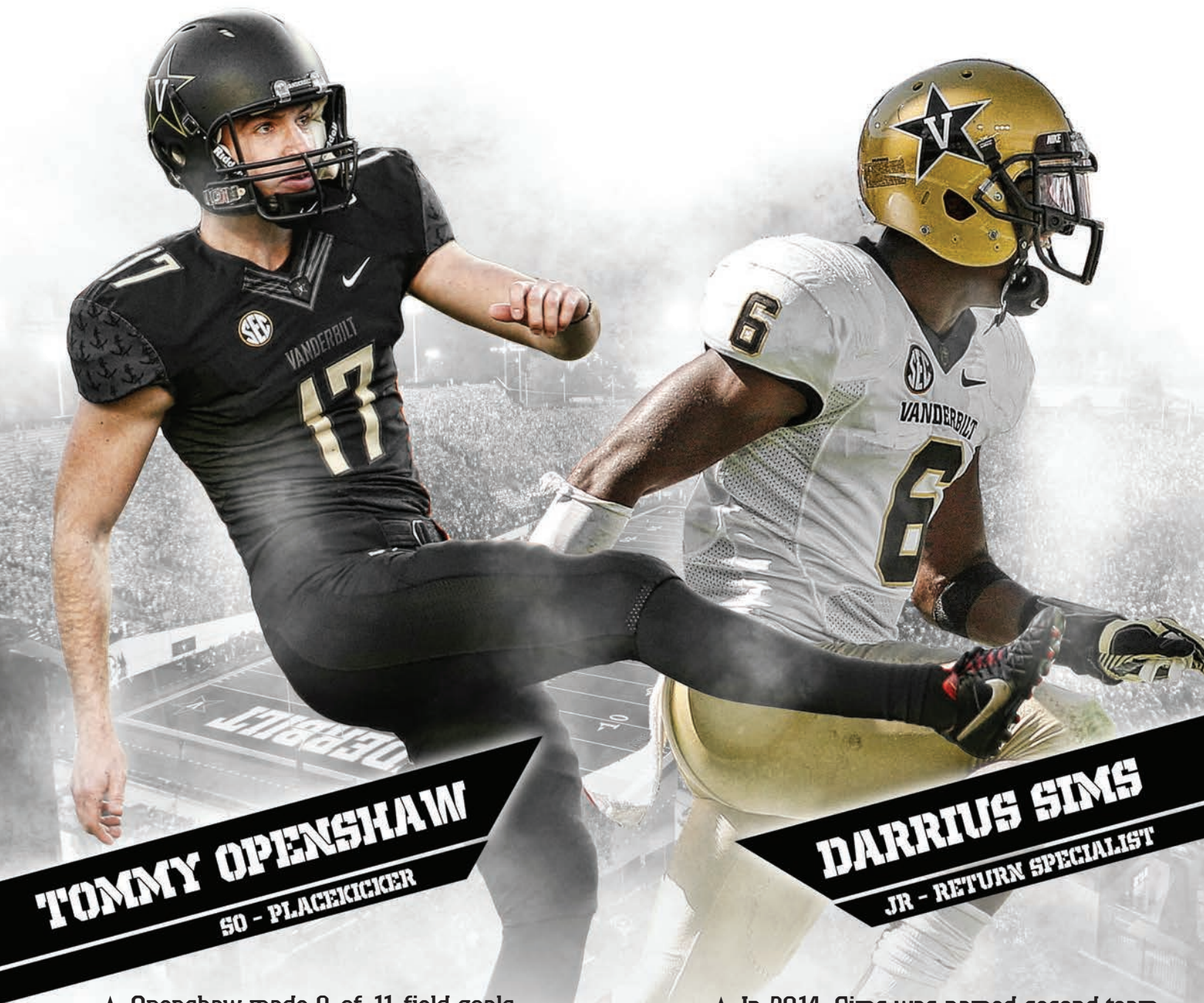
ADAM BUTLER
JR - DEFENSIVE LINE

- ★ Has 14 career starts on defensive line entering third season.
- ★ In 2014, posted career highs with 34 total tackles and 6.5 tackles for loss.
- ★ Has blocked two kicks in career.

ANDREW WILLIAMSON
SR - SAFETY

- ★ A leader in the secondary, Williamson earned nine starts at safety despite playing with late-season injuries.
- ★ One of the team's top athletes, Williamson ranked fifth on team in 2014 with 32 solo tackles and 54 total stops.

ALL-SEC CANDIDATES



TOMMY OPENSHAW
SO - PLACEKICKER

- ★ Openshaw made 8-of-11 field goals (72.7%) as a freshman kicker in 2014.
- ★ Openshaw's longest field goal came from 48 yards. He was also 100% (6-of-6) inside 40 yards.

DARRIUS SIMS
JR - RETURN SPECIALIST

- ★ In 2014, Sims was named second team All-SEC kick returner in coaches' ballot.
- ★ Two kick returns for TD vs. So. Carolina established SEC single-game record.
- ★ Averaged 24.5 yards per return in 2014.

MOLDING VANDERBILT MEN



EARNING THE DIPLOMA

Eighteen members of the football team earned diplomas during Vanderbilt Commencement ceremonies in May. Linebackers coach Kenwick Thompson poses with fullback Kellen Williams (middle) and baseball player Zander Weil.



TRIO TO MEDICAL SCHOOL

Former quarterback Patton Robinette (above) guided the Commodores to a recent bowl win and several conference victories. After graduating, he was one of three members of the football team to earn acceptance into the Vanderbilt School of Medicine, joining Alex Hysong and Steve Monk.

MASON'S PROGRAM GOAL: DEVELOP VANDERBILT MEN

Since arriving on campus, Derek Mason has spoken frequently about his aim to develop a program of "Vanderbilt Men" – student-athletes who have ample experiences to succeed on the field, in the classroom, and well after their football days come to a close.

Mason's emphasis on developing the total student-athlete has shown early successes in the classroom – the team GPA during the 2015 spring semester was the highest in years. Forty-one players, including a record 11 freshmen, earned SEC Academic Honor Roll recognition.

Mason and his staff also started a summer internship program last year that now includes 42 football student-athletes getting superb experiences at businesses and non-profit organizations in the Nashville area. The internship success in 2014 helped expand the program to student-athletes from virtually every Commodore sport this year.



GETTING WORK EXPERIENCE

C.J. Duncan, left, and Sean Dowling were among 42 team members to complete work internships this summer. Duncan and Dowling worked in the offices of Davidson County (Tenn.) criminal court judges J. Randall Wyatt, second from left, and Steve Dozier.




UPLIFTING OTHERS

Vanderbilt student-athletes visit with elementary students, patients at the Veterans Hospital on campus, and ailing youngsters getting treatment at Vanderbilt's Monroe Carell Jr. Children's Hospital.



FOCUS TOWARD SUCCESS



STUDYING IN AUSTRALIA

Football student-athletes Ralph Webb and Chris Martin spent most of May studying biological diversity of Australia's Gold Coast. Joining 12 fellow Vanderbilt undergraduates, Webb and Martin snorkeled in the Great Barrier Reef, kayaked in mangrove swamps, explored lush rainforests in Fraser Island, and studied successful reforestation and conservation efforts. Several members of the Vanderbilt football program have studied abroad in recent years.



GOOD WORKS RECIPIENT

Four-year starting snapper Andrew East earned national Allstate-AFCA Good Works Team recognition and was a finalist for the prestigious Wuerffel Trophy. East talks to College Football Hall of Famer Archie Manning at the Allstate-AFCA team activities in New Orleans.



INTERNATIONAL AID MISSIONS

For the last three years, Commodore football players have joined a contingent of Vanderbilt student-athletes on aid trips to Africa and Central America affiliated with the Soles4Souls organization. Punter Taylor Hudson presents shoes to a young girl on a 2014 trip to Costa Rica.

'DORES IN THE PROS



SEAN RICHARDSON & CASEY HAYWARD – 'DORE DUO IN GREEN BAY

Two former Commodore classmates, Sean Richardson (left) and Casey Hayward, enter their fourth season together in the Packer secondary. Hayward, one of the NFC's top young cornerbacks, has nine career interceptions. Richardson earned substantial action at safety last year, posting a career high in tackles.

FIFTEEN FORMER COMMODORES ON NFL PRESEASON ROSTERS

'DORES IN THE NFL

- Jay Cutler, QB, Chicago
- Andrew East, SN, Kansas City
- Andre Hal, CB, Texas
- Casey Hayward, CB, Green Bay
- Wesley Johnson, OL, N.Y. Jets
- Jonathan Krause, WR, N.E. Patriots
- Kenny Ladler, SAF, Buffalo
- Jordan Matthews, WR, Philadelphia
- Sean Richardson, S, Green Bay
- Ryan Seymour, OL, Cleveland
- Carey Spear, PK, Cleveland
- Zac Stacy, RB, N.Y. Jets
- Vince Taylor, DT, N.E. Patriots
- Chris Williams, OL, Buffalo
- Kyle Woestmann, LB, Chicago

Fifteen former Vanderbilt standouts are currently signed with National Football League teams looking to continue or start pro careers.

The list of former 'Dores includes seven offensive players, six defensive standouts and two specialists.

Four NFL teams – the Buffalo Bills, Green Bay Packers, New England Patriots and New York Jets – have multiple former Vanderbilt players on preseason rosters.

Running back **Zac Stacy**, a two-year NFL veteran who started as a rookie with the St. Louis Rams, also joins former Vanderbilt offensive line teammate **Wesley Johnson** with the New York Jets after a draft-day trade.

Three seniors off the 2014 squad – defensive tackle **Vince Taylor**, linebacker **Kyle Woestmann** and long snapper **Andrew East** – are in preseason camps as rookie free agents: Taylor in New England, Woestmann in Chicago, East in Kansas City.



JONATHAN KRAUSE

After starting 2014 as a rookie free agent in Cleveland, former 'Dore Jonathan Krause finished the year by meeting President Obama as a member of the Super Bowl champ Patriots.

'DORES IN THE PROS



JAY CUTLER

Entering his 10th NFL season, the former first-round draft pick looks to guide Chicago back to the NFC playoffs. Cutler threw for 3,812 yards and a career-high 28 touchdowns in 2014. Cutler should surpass two significant career milestones — 200 touchdown passes and 30,000 passing yards — in his seventh season as the Bears' starting quarterback.



KENNY LADLER

After making the Buffalo roster as an undrafted free agent in 2014, Ladler is expected to compete for a bigger role at free safety in the Bills' secondary.



ZAC STACY

Stacy, who paced the Rams with nearly 1,000 rushing yards in 2013, will compete for a starting role this season in the New York Jets' offensive backfield.



JORDAN MATTHEWS

A second round draft pick of the Philadelphia Eagles, the relentless Matthews ranked among top rookie receivers in virtually every statistical category. Matthews finished his first NFL season with 67 catches, 872 receiving yards and eight touchdowns.

'DORES IN THE PROS



BECOMING A STARTER

After two years moving between three NFL franchises, versatile offensive lineman Ryan Seymour became a starting center for Cleveland last year.



COMPETING IN BUFFALO

Seven-year vet Chris Williams was a starter at guard before being sidelined by injuries. He enters 2015 looking to earn his starting job in Buffalo.

PRO DAY, ALL-STAR GAMES BENEFIT FORMER PLAYERS

Three Commodore seniors from the 2014 squad are in NFL preseason camps on the strength of their game performances and postseason workouts.

The trio – snap specialist **Andrew East** of Indianapolis; defensive tackle **Vince Taylor** of Hattiesburg, Miss., and outside linebacker **Kyle Woestmann** of Marietta, Ga. – signed rookie free agent deals in April.

East, a four-year starter, used performances at Vanderbilt's on-campus Pro Day and the Reese's Senior Bowl to attract the Chiefs' interest. The Bears inked Woestmann after impressive showings at Pro Day and NFLPA Collegiate Bowl appearances. Taylor's Pro Day performance earned a rookie contract with the reigning Super Bowl champion New England Patriots.



TALENTED SPECIALIST

Four-year starting long snapper Andrew East signed a rookie free agent deal with Kansas City after displaying his skills to scouts at the Reese's Senior Bowl and on-campus Pro Day.



REPPING 225 POUNDS

Tackle Vince Taylor celebrates after posting 36 bench press reps of 225 pounds at Pro Day. The effort helped Taylor land a rookie free agent deal with Oakland.



CHICAGO BOUND

The impression Kyle Woestmann left with scouts at Pro Day and in the post-season NFLPA Collegiate Bowl earned a rookie contract with the Bears.

TEAM FACILITIES



TRAINING ROOM ENHANCEMENT TO BENEFIT STUDENT-ATHLETES

When construction ends later this year on the McGugin Center annex, Vanderbilt players will have one of the nation's top athletic training facilities for injury evaluation, rehabilitation and treatment. The facility, twice the size of the program's former training room, will feature hydrotherapy pools, examination and treatment rooms, doctor and trainer offices, a large student-athlete welcome lobby, and modern equipment to heal injuries.

ATHLETIC TRAINING ROOM EXPANSION UNDER WAY



WEIGHT UPGRADES

New strength coach James Dobson conditions the Commodores in a facility that features virtually all new platforms, weights and state-of-the-art training equipment.

One year after opening the program's \$31 million indoor practice facility and multi-purpose center, Vanderbilt Athletics staff and student-athletes are looking forward to moving into a \$6.5 athletic training complex now under construction at McGugin Center.

Since 2012, the Commodore program has witnessed the construction of spacious meeting rooms and team auditorium, renovation of player locker rooms, and limited Vanderbilt Stadium improvements in addition to the highly regarded indoor practice facility.

In May, the football weight room received a complete overhaul, with athletic officials replacing the flooring, lift platforms, all weights, and specialty training machines aimed at providing a more individualized training approach to student-athlete fitness and conditioning.

Program Improvements

ATHLETIC TRAINING FACILITY (to open Fall 2015)

A 9,200-square foot renovation and expansion, the project includes hydrotherapy pools, examination & treatment rooms, student-athlete welcome lobby, doctor's offices, taping stations, and new equipment.

INDOOR PRACTICE FACILITY (2013)


- Artificial turf football field; In-house video system

LOCKER ROOMS/MEETING ROOMS (2012)

- Thorough revitalization of players' locker rooms.
- Second-floor expansion includes 140-seat auditorium & seven position rooms.

VANDERBILT STADIUM (completed 2012)

- Video board, berm added in north end zone
- Shaw Sportex synthetic turf surface installed



INDOOR PRACTICE FACILITY ON CAMPUS

Inclement weather does not hinder Derek Mason's Commodores. Since late 2013, the squad has enjoyed a state-of-the-art indoor practice facility. The venue, located near the team's outdoor practice complex, includes a regulation-size football field, synthetic surface, video board and video systems.


PROGRAM ON THE RISE

VANDERBILT ATHLETICS...



Individual Achievements:

- 3** Commodores named SEC Players of Year
- 10** First-Team All-America recipients
- 3.13** GPA of total Vanderbilt student-athletes
*2014-15 academic year
- 128** Vandy athletes earning Dean's List
- 218** Total SEC Academic Honor Roll recipients



Vanderbilt 2014-15 Athletic Achievements

Women's Tennis

- NCAA National Champions
- SEC Tournament Champions

Baseball

- NCAA National Runnerup
- SEC East Co-Champions

Women's Bowling

- Finished T-6th at NAAs

Men's Tennis

- Advanced to Second Round of NCAA Tournament

Women's Golf

- Advanced to NCAA Regionals

Men's Golf

- Finished T-5th at 2015 NCAA Championships

Women's Cross Country

- Advanced to NCAA meet for third time ever

Men's Basketball

- Advanced to NIT Tourney quarterfinals

ACCOMPLISHMENTS ON, OFF FIELD


On and off fields of competition, Vanderbilt student-athletes enjoy an abundance of success.

While the Commodore football program looks to return to postseason action in 2015, members of the team topped the conference in several academic areas, such as 41 Commodores earning SEC Academic Honor Roll recognition.

Vanderbilt teams and student-athletes experienced plenty of competitive successes. The Commodore women's tennis squad captured its first NCAA title

along with the SEC Tournament crown, while the baseball squad lost in the College World Series finals in its bid for back-to-back NCAA championships. Both golf teams advanced to NCAA postseason play, with the men's squad reaching the eight-team NCAA Match Play finals for the first time in school history.

Individually, 10 'Dore student-athletes earned first-team All-America honors, including three SEC Player of the Year recipients: Gonzales Austin (men's tennis), Carson Fulmer (pitcher, baseball) and Hunter Stewart (men's golf). Another baseball standout, shortstop Dansby Swanson, was MLB's No. 1 overall draft pick.



SEC PLAYERS OF THE YEAR

Southeastern Conference coaches honored three Commodore standouts — tennis player Gonzales Austin, pitcher Carson Fulmer and senior golfer Hunter Stewart — with post-season SEC Player of the Year recognition.



PERFECT MIX OF ACADEMICS, SETTING, CITY



Located in the popular Midtown district of Nashville, Vanderbilt is regarded among the nation's finest universities. The private research university enrolled 6,851 undergraduate and 5,825 postgraduate students last year. Those students came from every state and around the globe.

The university was founded 142 years ago when magnate Cornelius "Commodore" Vanderbilt provided an initial endowment.

Vanderbilt is considered among the top universities in

America. It also holds charter membership in the South-eastern Conference, and is the only private school among its universities.

Vanderbilt students are pleased with their college choice. In fact, the Commodore student body is the nation's happiest, according to *Princeton Review's* "2015 Best 379 Colleges" survey.

The campus is just southwest of downtown Nashville on 330 pristine acres that are designated as a national arboretum. Two areas of campus closed to vehicles – the Peabody campus and the collection of academic buildings surrounding Kirkland Hall that form the original campus – are frequently named among the South's most beautiful college environments.

Most Vanderbilt undergraduates live on campus during their time at the university. More than 30 residential halls dot the campus, including two of the nation's most unique

residential communities for undergraduates: The Martha Rivers Ingram Commons on the Peabody campus and the Warren and Moore college halls of Kissam on the main campus.

Where Vanderbilt ranks:

- 16th** Among national universities
- 2nd** Among universities in Southeast
- 11th** Best schools, best value for undergrads

Source: U.S. News & World Report
Best Colleges 2015 Edition

Vanderbilt: By the Numbers

- 8-1** Undergrad ratio for student-to-faculty
- 13%** Acceptance rate for undergrad admissions
- 31** Number of residence halls and apartments
- 50%** Percentage of female undergraduates
- 86%** Vanderbilt students that live on campus
- 97%** Retention rate for freshmen students
- 34%** Students that study abroad
- 88%** Students graduating in four years

NASHVILLE: OUR TOWN



TENNESSEE TITANS

The NFL's Titans generated plenty of offseason excitement by drafting quarterback and Heisman Trophy recipient Marcus Mariota second overall.


NASHVILLE OFFERS PLENTY OF SPORTS

Nashville has become one of the South's top cities for fans of major sports.

For lovers of college sports, Vanderbilt is enjoying more athletic success than ever before while exposing Nashville residents to other SEC programs.

Enthusiasts of pro sports have two successful teams in the market: the NFL's Titans and the NHL's Predators. Both play downtown: the Titans at spacious Nissan Stadium and Preds in Bridgestone Arena.

Site of the 2014 NCAA Women's Final Four, Bridgestone Arena will host future NCAA men's basketball tourney action in 2018 and eight SEC men's tournaments through 2025.



NHL PREDATORS

Formed in 1998, the Nashville Predators are becoming a serious Stanley Cup contender.



MUSIC CITY: GEM OF THE SOUTH

Vanderbilt's vibrant hometown of Nashville ranks among the fastest-growing cities and visitor destinations in the United States. And virtually everybody's jumping on the Music City bandwagon.

Vanderbilt students, faculty, staff and visitors cite Music City as one of the leading perks of the university, which is located in the bustling Midtown district about two miles from an exciting and welcoming downtown.

Nashville has become one of the nation's top urban attractions, exuding all of the charm and hospitality one expects from a grand Southern capital city with the amenities expected in the largest destinations.

The secret is out on Nashville and its metro population of nearly 1.8 million. Popular magazines rave about the city's diversity in attractions, accommodations and niche districts. Conventions are the newest to discover the city. Nashville is now a must-stop destination.

Nashville enjoys a diverse and youthful population, unique neighborhoods and parks, and an abundance of entertainment districts.

Taking Notice of Nashville

"Nashville: Best Culture Stop"

Money Magazine, 2015

"The South's Red Hot City"

Time, 2015

"No. 15: 52 Places to Go"

New York Times, 2014

"America's Next It City"

The New York Times, 2013

"Best Music City in the Nation"

Rolling Stone, 2011

No. 1: Friendliest City in U.S.

Travel & Leisure, 2012-13



MUSIC: PART OF NASHVILLE'S CORE

Music is a fabric of Nashville's soul and it's the reason many current and rising stars call the city home. The CMA Festival, held downtown in June, features a host of stars such as Eric Church (left). On campus, Vanderbilt students flock to Rites of Spring to see a range of acts that include Chance the Rapper (above). Top entertainers, from the Who and Rolling Stones to Jack White and Wiz Khalifa, are drawn to two top venues in the city, Bridgestone Arena and Ryman Auditorium.

SOUTHEASTERN CONFERENCE



THE SEC: SECOND TO NONE

Vanderbilt holds charter membership in the Southeastern Conference. In the last decade, Vanderbilt has shared in the league's unprecedented level of success. Now armed with greater national exposure with the SEC Network, the league promises to capture even more of the nation's college football attention in 2015.

- Since 2006, the SEC has accrued more bowl wins (56) than any other conference. The league also is 56-30 (.651) in bowls since 2006. During the span, Vanderbilt is 3-1 in postseason appearances.
- In 2014, SEC teams matched its own record with seven bowl victories, the most of any conference. Twice previously, league teams captured seven bowl wins.
- Incredibly, SEC football teams won seven of the last eight national titles during the BCS Era (1998-2013). The SEC captured seven more BCS titles than any other conference. From 2006-13, more than half of the slots in



the BCS Championship Game were taken by SEC teams (10 of 18).

- SEC teams were 55-12 (.821) in non-league play last year. Vanderbilt was 3-1 against non-SEC teams in 2014.
- In the 2015 NFL Draft, 54 former SEC players were selected, the most by any conference for the ninth consecutive year. Seven former SEC standouts were taken in the first year.

ESPN, CBS, SEC Network bring Commodores to national audiences



Legendary 'SEC on CBS' announcer Verne Lundquist, color analyst Gary Danielson and sideline reporter Allie LaForce will be at Vanderbilt on Sept. 12 for the Georgia game.

Vanderbilt is part of the Southeastern Conference's unmatched television package that features the heralded SEC Network, a wide array of ESPN-affiliated outlets, and CBS.

On Thursday, Sept. 3, the Commodores and Western Kentucky will kick off the second year of SEC Network coverage. The network, which focuses its programming on all things SEC, greatly enhanced the league's footprint across America when it was unveiled in 2014. The network features multiple SEC games each Saturday, along with a live "SEC Nation" gameday

morning show that will feature Joe Tessitore, Paul Finebaum and Marcus Spear among others.

The 'SEC on CBS' Game of the Week also is coming to Vanderbilt's campus early in the season. The Vanderbilt-Georgia game Saturday, Sept. 12, will be aired on CBS, making the network's first on-campus appearance since the Commodores' dramatic win over Georgia in 2013.

Besides the Western Kentucky and Georgia encounters, every Vanderbilt game is available on television due to national contracts between the SEC, ESPN and the SEC Network, and CBS Sports.



COMMODORE TEAM OUTLOOK



MASON'S GOALS: TOUGH, SMART, RELENTNESS

Derek Mason will welcome a young yet experienced Commodore squad when he starts his second season on the Vanderbilt campus.

Twenty-three players with multiple-game starting experience and 50 letterwinners will greet Mason when preseason camp opens in early August. The returnees include 10 position starters and 23 letterwinners on offense, 10 starters and 24 letterwinners on defense, and two of three specialists.

Mason made excellent use of the offseason, luring two of the nation's top coaches – offensive coordinator **Andy Ludwig** from Wisconsin and head strength coach **James Dobson** from Nebraska – to Nashville. Mason, regarded among the nation's top defensive minds, also decided to coordinate the Commodore defense himself. Lastly, Mason attracted impressive young coaches **Cortez Hankton** and **Marc Mariotti** to mentor wide receivers and safeties, respectively.

Mason expects the 2015 Commodores to be more competitive and physical, and play smart, efficient football.

"We want to compete relentlessly for 60 minutes, play with toughness, and be an intelligent team on both sides of the ball," Mason said.

The offense features 10 multi-game starters from a year ago: quarterbacks **Wade Freebeck** and **Johnny McCrary**, tailback **Ralph Webb**, tight end **Steven Scheu**, wide receivers **C.J. Duncan** and **Latevius Rayford**, and linemen **Spencer Pulley**, **Jake Bernstein**, **Andrew Jelks** and **Will Holden**.

The defense also includes 11 starters back from 2014: linemen **Caleb Azubike** and **Adam Butler**, linebackers **Nigel Bowden**, **Zach Cunningham**, **Darreon Herring** and **Stephen Weatherly**, safeties **Oren Burks**, **Jahmel McIntosh** and **Andrew Williamson**, and cornerbacks **Torren McGaster** and **Taurean Ferguson**.

Kick returner **Darius Sims**, kicker **Tommy Openshaw** and punter **Colby Cooke** are the team's top returning specialists.

The Vanderbilt staff also is excited to see the continued development of several highly regarded young contributors.

For the third straight year, Vanderbilt kicks off with a Thursday night matchup, hosting Western Kentucky on Sept. 3 on the SEC Network.

The schedule features five additional games on campus. On Sept. 12, Vanderbilt and Georgia square off in front of a CBS national audience at 2:30 p.m. CT. The Commodores also host Austin Peay on Sept. 19. After consecutive road games at Ole Miss, Middle Tennessee and South Carolina, the Commodores return to campus hosting Missouri on Oct. 24. The team's final two home appearances are against Kentucky on Nov. 14 and Texas A&M on Nov. 21.

KEYS TO SUCCESS

CONTROL THE LINE OF SCRIMMAGE

The Commodores need to better control the line of scrimmage – on both sides of the ball – was emphasized last spring and throughout offseason workouts.

GREATER OFFENSIVE EFFICIENCY

New coordinator **Andy Ludwig** plans to build the scheme around his playmakers, looking to maximize offensive production and efficiency.

WINNING TURNOVER MARGIN

During Spring Ball, coaches stressed the importance of forcing turnovers and limiting offensive mistakes.

OUTLOOK: BACKFIELD



FREEBECK, WEBB, RIVERS AND MCCRARY BRING EXPERIENCE TO BACKFIELD

Four young Commodores — from left, QB Wade Freebeck, RB Ralph Webb, RB Dallas Rivers and QB Johnny McCrary — are back after gaining key experiences in 2014.

OFFENSIVE BACKFIELD

Starters back: 3 Letterwinners: 4

New offensive coordinator **Andy Ludwig** used Spring Drills to install his disciplined offensive attack and closely evaluate a young but talented quarterback corps.

A pair of SEC-caliber quarterbacks returning from their first season in a Vanderbilt uniform, **Johnny McCrary** (So.) and **Wade Freebeck** (So.), are expected to compete for the signal calling job after Patton Robinette announced the end of his career in mid-March. Both McCrary and Freebeck earned multiple starts in 2014, but neither enjoyed consistent success. Both showed physical development, maturity and scheme knowledge last spring.

Ludwig also will look for **Shawn Stankavage** (R-Fr.) to continue his development. The Commodores' signing class also featured **Kyle Shurmur**, an exciting quarterback prospect from Philadelphia.

While Ludwig looks to identify the team's starting quarterback, running backs coach **Charles Bankins** wants to see substantially more production from the rushing duo of **Ralph Webb** (So.) and **Dallas Rivers** (So.).

In 2014, Webb arguably was the team's most effective player on

offense, rushing for a freshman team-record 907 yards and four touchdowns. If Ludwig's offense at Vanderbilt resembles the units he guided at Wisconsin, Webb will get ample opportunities to showcase his abilities.

Rivers is one of the most intriguing Commodore backs, bringing a more physical, inside-the-tackle rushing style than Webb. Rivers also has the dual ability to help the Commodores at fullback.

Ladarius Banks (So.) also impressed during Spring Ball as a punishing blocker at fullback.

The list of true freshmen includes offensive back candidates **Josh Crawford**, **Jaire George** and **Jay Hockaday**.

QUARTERBACKS

| | | |
|-----------------------|-----------|----|
| Johnny McCrary..... | So | 1L |
| Wade Freebeck..... | So | 1L |
| Shawn Stankavage..... | R-Fr..... | RS |
| Kyle Shurmur | Fr..... | HS |

BACKS

| | | |
|--------------------------|----------|----|
| Chris Martin (FB) | Sr..... | SQ |
| Ladarius Banks (FB)..... | So | RS |
| Ralph Webb | So | 1L |
| Dallas Rivers..... | So | 1L |
| Josh Crawford..... | Fr..... | HS |
| Jaire George..... | Fr..... | HS |
| Jay Hockaday..... | Fr..... | HS |

OUTLOOK: RECEIVING CORPS



RECEIVING CORPS FEATURES YOUNG PLAYMAKERS

All-SEC senior tight end Steven Scheu, back, should continue to get plenty of receiving opportunities. Wide receivers also returning with starting experience are, from left, junior Latevius Rayford, senior Kris Kentera and junior C.J. Duncan.

RECEIVING CORPS

Starters back: 3 Letterwinners: 7

The receiver corps offers plenty of proof how perception can change in just one year. In 2014, a lack of experience and too many newcomers at the position was a major concern. This August, coaches have high expectations for the entire receiver corps.

Tight ends coach **Gerry Gdowski** and first-year receiver mentor **Cortez Hankton** are looking forward to welcoming a group that includes three solid starters, seven additional letterwinners, and several youngsters looking to make a name for themselves.

The corps is led by **Steven Scheu** (Sr.), who developed into one of the Southeastern Conference's leading tight ends in 2014, and wideout starters **Latevius Rayford** and **C.J. Duncan**. All three players posted single-season highs in 2014: Scheu set career highs last year with 39 catches and 525 yards, Rayford with 36 receptions, and Duncan with 441 receiving yards and four touchdowns.

Offensive coaches hope Scheu, Rayford and Duncan can take their game to the next level, but several others are available to also bring production to the corps.

The coaches expect **Kris Kentera** (Sr.), **Darrius Sims** (Jr.), **Chandler Dorrell** (So.), **Caleb Scott** (So.) and **Trent Sherfield** (So.) to push Rayford and Duncan. Kentera has been a reliable target for three years while Sims brings explosiveness to the position. Dorrell and Scott both contributed last

TIGHT ENDS

| | | |
|---------------------|---------|----|
| Steven Scheu | Sr..... | 3L |
| Sean Dowling | So..... | 1L |
| Nathan Marcus..... | So..... | 1L |
| DeAndre Woods | So..... | 1L |
| Kyle Anderton..... | Fr..... | HS |
| Sam Dobbs..... | Fr..... | HS |

year during their first year on campus. Sherfield played infrequently as a freshmen, but was a standout during spring practice.

The staff also is eager to evaluate the development of two redshirt freshmen, **Rashad Canty** and **Ronald Monroe**. **Curtis Graves** and **Trey Ellis** round out the WR prospects.

At tight end, **Nathan Marcus** (So.) contributed effectively behind Scheu last year. **DeAndre Woods** (So.) also moves into the tight end corps after playing wide receiver last year. **Sean Dowling** (R-So.) should bring an excellent inside presence in his first full year at tight end.

The signing class brings three new members to the corps: tight ends **Kyle Anderton** and **Sam Dobbs**, and wide receiver **Jared Pinkney**.

WIDE RECEIVERS

| | | |
|------------------------|-----------|----|
| Kris Kentera | Sr..... | 3L |
| Curtis Graves..... | Jr..... | 1L |
| Latevius Rayford | Jr..... | 2L |
| Darrius Sims | Jr..... | 2L |
| Chandler Dorrell..... | So..... | 1L |
| C.J. Duncan..... | So..... | 1L |
| Trey Ellis..... | So..... | 1L |
| Caleb Scott..... | So..... | 1L |
| Trent Sherfield..... | So..... | 1L |
| Rashad Canty | R-Fr..... | RS |
| Ronald Monroe | R-Fr..... | RS |
| Jared Pinkney | Fr..... | HS |

OUTLOOK: OFFENSIVE LINE



FOURSOME RETURNS TO STARTING ROLES

From left, tackle Andrew Jelks, guard Jake Bernstein, tackle Will Holden and center/guard Spencer Pulley return as starting performers on the offensive line.

OFFENSIVE LINE

Starters back: 4 Letterwinners: 9

The Vanderbilt offensive line features four starters, including three of the team's most experienced contributors, from a year ago.

This August, second-year offensive line coach **Keven Lightner** will welcome a unit that features the team's two most experienced starters, both starting tackles, and nine total letterwinners.

One of the unit's top performers, **Spencer Pulley** (Sr.), is moving to a new position and taking on greater leadership on the line. Pulley, who has 29 career starts and 25 consecutive starts at offensive guard, is moving to center to fill the void left by Joe Townsend's graduation.

Beside Pulley, the Commodores have two-year starter **Jake Bernstein** (Sr.), **Delando Crooks** (So.) and **Barrett Gouger** (Jr.) competing for the guard roles. Bernstein and Pulley share the team high with career starts, while Crooks was one of the Commodores' most improved blockers during spring drills. Gouger continues to develop, and has the versatility to shift to center if needed.

Bruno Reagan (R-Fr.) will also compete for playing time at guard.

Andrew Jelks (Jr.) is a future All-Southeastern Conference caliber player and is expected to handle the left tackle role. Jelks earned SEC All-Freshman honors playing right tackle in 2013, then started all 12 games

in 2014 replacing current NFLer Wesley Johnson at left tackle.

Will Holden (Jr.) is back at right tackle after earning 10 starts last year.

Blake Fromang (Jr.), **Kevin McCoy** (Jr.) and **Bailey Granier** (R-Fr.), who showed progress during spring drills, are additional tackles for the Commodores.


Cole Hardin (R-Fr.) and Gouger will compete for the reserve role at center.

New arrivals on the offensive line include highly regarded prep prospects **Ean Pfeifer**, **Justin Skule** and **Jared Southers**, and **Egidio DellaRipa**, a sophomore who signed with the Commodores after starting one year at a Southern California junior college.

OFFENSIVE LINE

| | | |
|-----------------------|------------|----------|
| Jake Bernstein | Sr | 3L |
| Spencer Pulley (C/OG) | Sr | 3L |
| Blake Fromang | Jr | 2L |
| Barrett Gouger (C/OG) | Jr | 2L |
| Will Holden | Jr | 2L |
| Andrew Jelks | Jr | 2L |
| Kevin McCoy | Jr | 1L |
| Delando Crooks | So | 1L |
| Bailey Granier | R-Fr | RS |
| Cole Hardin (C) | R-Fr | RS |
| Bruno Reagan | R-Fr | RS |
| Egidio DellaRipa | So | TR |
| Ean Pfeifer | Fr | HS |
| Justin Skule | Fr | HS |
| Jared Southers | Fr | HS |

OUTLOOK: DEFENSIVE LINE



'DORES ENJOY EXPERIENCE IN THE INTERIOR OF DEFENSE

From left, Jay Woods, Caleb Azubike and Adam Butler bring starting experience and production to the Commodores' interior front.

DEFENSIVE LINE

Starters back: 2 Letterwinners: 6

The Vanderbilt defensive line, under second-year coach **Frank Maile**, has the potential to develop into one of the team's strongest units.

The line is paced by a pair of veterans in **Adam Butler** (Jr.) and **Caleb Azubike** (Sr.), and several returnees that blossomed during Spring Ball, including **Jay Woods** (So.), **Nifae Lealao** (So.) and **Torey Agee** (Jr.).

This season, the corps also benefits from having one full year of experience in Derek Mason's 3-4 defensive scheme which was a departure from the system used by previous staffs.

Butler is arguably the Commodores' most versatile linemen. The 6-5, 300-pounder has 15 career starts and offers the ability to play inside at tackle or outside at end.

The staff sees Azubike as a valuable defensive playmaker, causing havoc as an athletic end. He enters his final season as the team's active leader with 12 quarterback sacks and 20 tackles for loss.

During spring drills, no Vanderbilt player impressed the staff more than Woods, a powerful and active presence who appears to be a top contender to star at either tackle or end. At tackle, Woods will get plenty

of competition from Lealao, an agile young prospect who brings tons of upside to the interior tackle position.

Darion DeBrossard, a 2015 Commodore signee who brings an impressive frame to the unit, is another potential tackle.

Agee and **Jonathan Wynn** (So.) could earn sufficient roles on the line with productive preseason appearances.

Agee is a mature, two-year letterwinner capable of playing tackle or end. Wynn, a former outside linebacker, possesses an edge-rushing ability at end.

Two more young Commodore hopefuls, redshirt freshmen **Sekou Clark** and **Riley Tindol**, both benefited physically from a redshirt freshman season and could find their way into the on-field rotation with a strong August effort.


NOSE TACKLES

| | | |
|-------------------------|----------|----|
| Jay Woods | So | 1L |
| Nifae Lealao | So | 1L |
| Darion DeBrossard | Fr | HS |

TACKLES-ENDS

| | | |
|---------------------|------------|----|
| Caleb Azubike | Sr | 3L |
| Torey Agee | Jr | 2L |
| Adam Butler | Jr | 2L |
| Jonathan Wynn | So | 1L |
| Riley Tindol | R-Fr | RS |
| Sekou Clark | R-Fr | RS |

OUTLOOK: LINEBACKERS



PROVEN PERFORMERS BACK IN LINEBACKING CORPS

From left, Darreon Herring, Stephen Weatherly, Zach Cunningham and Nigel Bowden return after registering multiple starts in the linebacker corps last year.

LINEBACKING CORPS

Starters back: 4 Letterwinners: 7

Four key returning starters and several promising newcomers highlight the Commodore linebacking corps.

The unit mentored by **Kenwick Thompson** features All-Southeastern Conference candidates in **Nigel Bowden** (So.) and **Stephen Weatherly** (Jr.), and returning starters **Darreon Herring** (Sr.) and **Zach Cunningham** (So.).

Herring is the Commodores' most experienced linebacker with 24 career starts and is the unit's most versatile performer, blending the ability to play inside and move outside to nickel back. After contributing 45 tackles last year, Herring ranks as the team's active career leader with 162 total stops.

Bowden and Cunningham were extremely productive as young contributors at inside linebacker. Bowden earned Freshman All-SEC recognition after leading all SEC first-year linebackers with a team-high 78 tackles. He also averaged nearly eight tackles in league play. Cunningham became a key cog in the defense at midseason, averaging 8.2 tackles over the final five games.

Weatherly ended the 2014 season in sensational fashion, setting a team record with five tackles for loss against Tennessee. The athletic outside linebacker topped the 'Dores with 4.5 quarterback sacks and 12.5 tackles for loss.

Harding Harper (Sr.) and **Ja'karri Thomas** (Sr.) provided experienced depth at inside linebacker. **Khari Blasingame** (R-Fr.) also ranked among the

INSIDE LBS

| | | |
|-----------------------|-----------|----|
| Darreon Herring..... | Sr..... | 3L |
| Harding Harper | Jr..... | 2L |
| Ja'karri Thomas..... | Jr..... | 2L |
| Nigel Bowden..... | So..... | 1L |
| Zach Cunningham | So..... | 1L |
| Khari Blasingame..... | R-Fr..... | RS |
| Jordan Griffin..... | Fr..... | HS |

team's most impressive spring performers after switching from safety to inside linebacker during the offseason.

The roster also includes several exciting young players pushing for playing time at outside linebacker opposite Weatherly.

Nehemiah Mitchell, a junior transfer, will get a close look after learning the scheme in an impressive spring showing. He will be challenged by returning letterwinner **Landon Stokes** (So.) and promising **Charles Wright** (R-Fr.).

The Commodores also added four talented linebacker prospects in the 2015 signing class: **Jordan Griffin**, **Dare Odeyingdo**, **Caleb Peart** and **Josh Smith**.

OUTSIDE LBS

| | | |
|-------------------------|-----------|----|
| Stephen Weatherly..... | Jr..... | 2L |
| Nehemiah Mitchell | Jr..... | TR |
| Landon Stokes..... | So..... | 1L |
| Brady Jasper..... | So..... | SQ |
| Charles Wright..... | R-Fr..... | RS |
| Dare Odeyingdo..... | Fr..... | HS |
| Caleb Peart..... | Fr..... | HS |
| Josh Smith..... | Fr..... | HS |

OUTLOOK: SECONDARY



FIVE STARTERS BACK IN SECONDARY

The defensive secondary is one of the Commodores' most experienced units, with five players back after multiple starts from a year ago. They are, from left, safety Jahmel McIntosh, cornerback Taurean Ferguson, safety Oren Burks, cornerback Torren McGaster and safety Andrew Williamson.

DEFENSIVE BACKFIELD

Starters back: 5 Letterwinners: 11

No position grouping differs more for the Commodores than the defensive secondary. After having to completely retool the unit in 2014, position coaches **Marc Mariotti** and **Brett Maxie** will welcome five starters and nearly a dozen performers from last year at preseason camp.

The unit will be paced by four veteran performers – cornerback **Torren McGaster** and safeties **Andrew Williamson**, **Jahmel McIntosh** and **Oren Burks**.

Vanderbilt coaches expects the added experience to help the unit create more turnovers than in 2014 when the Commodore defense totalled just six interceptions.

McGaster (Jr.) ended the 2014 campaign in style, connecting a pair of interceptions in the finale against Tennessee. He concluded the season as the team leader with 46 solo tackles and ranked third with 66 total tackles. McGaster could easily develop into an All-SEC performer.

Two other cornerbacks with starting experience, **Taurean Ferguson** (So.) and **Tre Bell** (So.), will compete for the job across from McGaster, along with two players who impressed during Spring Ball, **Tre Herndon** (So.) and **Bryce Lewis** (R-Fr.). Two other contenders to be closely watched in camp are **LaDarius Wiley** (R-Fr.) and 2015 signee **Donovan Sheffield**.

Williamson, Burks and McIntosh started at least six games in 2014,

CORNERBACKS

Torren McGaster Jr 2L
Tre Bell So 1L
Taurean Ferguson So 1L
Tre Herndon So 1L
Bryce Lewis R-Fr RS
LaDarius Wiley R-Fr RS
Donovan Sheffield Fr HS

SAFETIES

Jahmel McIntosh Sr 3L
Andrew Williamson Sr 3L
Jalen Banks So 1L
Oren Burks So 1L
Ryan White So 1L
Emmanuel Smith So 1L
Arnold Tarpley So 1L
Andrew Rector Fr HS

and finished the year among the team's Top Ten tacklers. Williamson continued to develop during spring drills, accepting a greater leadership role among the corps. Burks has superb physical skills and will continue to improve with experience. McIntosh brings physicality and a fifth-year presence to the safety position.

Three more safeties with a year of experience from last year – **Jalen Banks** (So.), **Arnold Tarpley** (So.) and **Ryan White** (So.) – will push for increased roles. **Andrew Rector**, a 2015 signee from Nashville, also will get plenty of repetitions in camp.

Sophomore **Emmanuel Smith**, Wiley and Tarpley are expected to compete for the nickelback role.

OUTLOOK: SPECIAL TEAMS



SIMS, OPENSHAW AND COOKE AMONG TOP RETURNING SPECIALISTS

Vanderbilt's top returning specialists are, from left, punter Colby Cooke, kick return specialist Darrius Sims and placekicker Tommy Openshaw.

SPECIAL TEAMS

Starters back: 3 Letterwinners: 5

The Commodores return the bulk of their specialists for the 2015 season, including three with All-Southeastern Conference abilities.

The Commodores' top returning specialists are placekicker **Tommy Openshaw** (So.), kick returner **Darrius Sims** (Jr.), punter **Colby Cooke** (Jr.) and punt returner **Trey Ellis** (So.).

Openshaw comes off a solid 2014 campaign as a first-time contributor. He connected on 8-of-11 field goals last year, with all three misses coming from beyond 40 yards. Openshaw brings both accuracy (72.7 percent conversion rate) and excellent leg strength (long of 48 yards) to the role.

Sims is one of the SEC's most explosive returners. He ranked fifth in the conference last year with a 24.5-yard average. Sims also returned two kicks for touchdowns, both coming in SEC action. He is listed on several preseason all-conference units.

Cooke looks to build on a solid 2014 campaign when he averaged 42.4 yards as the team's top punter. He featured 14 punts of more than 50 yards and 19 attempts downed inside the opponent 20-yard line.

Ellis developed as the team's punt returner during the 2014 season, concluding with a 5.4-yard average.

Hayden Lekacz (So.) will compete with Openshaw for the placekicking role after seeing limited action as a true freshman in 2014.

PLACEKICKERS

| | | |
|---------------------|---------|----|
| Tommy Openshaw..... | So..... | 1L |
| Hayden Lekacz..... | So..... | 1L |

PUNTERS

| | | |
|------------------|---------|----|
| Colby Cooke..... | Jr..... | 2L |
| Reid Nelson..... | R-Fr... | RS |

SNAPPERS

| | | |
|---------------------|---------|----|
| Wilson Johnson..... | Jr..... | SQ |
| Jacob Schultz..... | Jr..... | SQ |
| Davis Winkie..... | R-Fr... | RS |

RETURNERS

| | | |
|----------------------------|---------|----|
| Darrius Sims (KR) | Jr..... | 2L |
| Torren McGaster (KR) | Jr..... | 2L |
| C.J. Duncan (PR)..... | So..... | 1L |
| Trey Ellis (PR)..... | So..... | 1L |
| Dallas Rivers (KR)..... | So..... | 1L |

Cooke is expected to compete with Openshaw and **Reid Nelson** (R-Fr.) for the punting role.

The Commodores will need to replace quality long snapper Andrew East, who enters the season competing for a NFL job in Kansas City. Two juniors, **Jacob Schultz** and **Wilson Johnson**, are expected to compete with **Davis Winkie** (R-Fr.) among others to replace East.

Other potential punt and kick returners include **C.J. Duncan** (So.), **Torren McGaster** (Jr.) and **Dallas Rivers** (So.).

NUMERICAL ROSTER

ROSTER A-Z

| NO. | NAME | POS. |
|-----|-------------------|-------|
| 94 | Torey Agee | DE |
| 88 | Kyle Anderton | TE |
| 55 | Caleb Azubike | DE |
| 24 | Jalen Banks | S |
| 42 | Ladarius Banks | FB |
| 4 | Tre Bell | CB |
| 53 | Jake Bernstein | OL |
| 23 | Khari Blasingame | ILB |
| 52 | Nigel Bowden | ILB |
| 20 | Oren Burks | SAF |
| 69 | Adam Butler | DL |
| 11 | Rashad Canty | WR |
| 90 | Sekou Clark | DE |
| 16 | Colby Cooke | P |
| 22 | Josh Crawford | RB |
| 64 | Delando Crooks | OL |
| 41 | Zach Cunningham | ILB |
| 70 | Darion DeBrossard | DL/OL |
| 76 | Egidio DellaRipa | OL |
| 84 | Sam Dobbs | TE |
| 39 | Brian Doney | WR |
| 18 | Chandler Dorrell | WR |
| 89 | Sean Dowling | TE |
| 19 | C.J. Duncan | WR |
| 36 | Trey Ellis | WR/PR |
| 3 | Taurean Ferguson | CB |
| 12 | Wade Freebeck | QB |
| 66 | Blake Fromang | OL |
| 27 | Jaire George | RB |
| 56 | Barrett Gouger | OL |
| 75 | Bailey Granier | OL |
| 16 | Curtis Graves | WR |
| 43 | Jordan Griffin | ILB |
| 60 | Cole Hardin | OL |
| 11 | Harding Harper | ILB |
| 31 | Tre Herndon | CB |
| 35 | Darreon Herring | ILB |
| 33 | Jay Hockaday | ATH |
| 74 | Will Holden | OL |
| 56 | Brady Jasper | LB |
| 50 | Andrew Jelks | OL |
| 37 | Wilson Johnson | SN |
| 82 | Kris Kentera | WR |
| 77 | Nifae Lealao | DT |
| 93 | Hayden Lekacz | PK |
| 30 | Bryce Lewis | CB |
| 83 | Nathan Marcus | TE |
| 41 | Chris Martin | FB |
| 78 | Kevin McCoy | OL |
| 2 | Johnny McCrary | QB |
| 5 | Torren McGaster | CB |
| 27 | Jahmel McIntosh | SAF |
| 44 | Nehemiah Mitchell | OLB |
| 8 | Ronald Monroe | WR |
| 97 | Reid Nelson | P |
| 34 | Dare Odeyingbo | OLB |

| NO. | NAME | POS. | HT. | WT. | YEAR | CL | HOMETOWN/HIGH SCHOOL (OTHER) |
|-----|-------------------|-------|------|-----|-------|----|--------------------------------------|
| 2 | Johnny McCrary | QB | 6-4 | 220 | So. | 1L | Decatur, Ga./Cedar Grove |
| 2 | Arnold Tarpley | SAF | 6-0 | 202 | So. | 1L | Pittsburgh, Pa./Central Catholic |
| 3 | Taurean Ferguson | CB | 5-9 | 185 | So. | 1L | Jonesboro, Ga./Jonesboro |
| 4 | Tre Bell | CB | 5-11 | 178 | So. | 1L | Union, N.J./St. Peter's Prep |
| 5 | Torren McGaster | CB | 6-0 | 200 | Jr. | 2L | Daphne, Ala./Daphne |
| 6 | Darrius Sims | WR | 5-9 | 188 | Jr. | 2L | Memphis, Tenn./Whitehaven |
| 7 | Emmanuel Smith | SAF | 6-2 | 218 | So. | 1L | Murfreesboro, Tenn./Oakland |
| 7 | Ralph Webb | RB | 5-10 | 202 | So. | 1L | Gainesville, Fla./Gainesville |
| 8 | Ronald Monroe | WR | 6-3 | 200 | R-Fr. | RS | Houston, Texas/Fort Bend Bush |
| 9 | Caleb Peart | OLB | 6-1 | 230 | Fr. | HS | Gilbert, Ariz./Hamilton |
| 9 | Caleb Scott | WR | 6-1 | 195 | So. | 1L | Suwanee, Ga./North Gwinnett |
| 10 | Trent Sherfield | WR | 6-1 | 200 | So. | 1L | Danville, Ill./Danville |
| 10 | Shawn Stankavage | QB | 6-2 | 196 | R-Fr. | RS | Durham, N.C./Cardinal Gibbons |
| 11 | Rashad Canty | WR | 6-3 | 205 | R-Fr. | RS | Riverdale, Ga./Riverdale |
| 11 | Harding Harper | ILB | 6-2 | 240 | Jr. | 2L | Montgomery, Ala./Carver |
| 12 | Wade Freebeck | QB | 6-5 | 226 | So. | 1L | Davie, Fla./St. Thomas Aquinas |
| 13 | LaDarius Wiley | CB | 6-1 | 205 | R-Fr. | RS | Los Angeles, Calif./Cathedral |
| 14 | Kyle Shurmur | QB | 6-4 | 226 | Fr. | HS | Philadelphia, Pa./LaSalle College |
| 14 | Ryan White | SAF | 5-9 | 190 | So. | 1L | Louisville, Ky./Trinity |
| 15 | DeAndre Woods | TE | 6-3 | 238 | So. | 1L | Clay, Ala./Clay-Chalkville |
| 16 | Colby Cooke | P | 6-3 | 215 | Jr. | 2L | Goochland, Va./Goochland |
| 17 | Tommy Openshaw | PK/P | 6-2 | 185 | So. | 1L | Jacksonville, Fla./Creekside |
| 18 | Chandler Dorrell | WR | 5-11 | 185 | So. | 1L | Nashville, Tenn./St. Thomas Aquinas |
| 19 | C.J. Duncan | WR | 5-11 | 200 | So. | 1L | Montgomery, Ala./St. James School |
| 20 | Oren Burks | SAF | 6-3 | 215 | So. | 1L | Fairfax Station, Va./South Co. |
| 21 | Donovan Sheffield | CB | 5-11 | 182 | Fr. | HS | Nashville, Tenn./Ensworth |
| 22 | Josh Crawford | RB | 5-10 | 200 | Fr. | HS | Wetumpka, Ala./Edgewood Acad. |
| 23 | Khari Blasingame | ILB | 6-1 | 228 | R-Fr. | RS | New Market, Ala./Buckhorn |
| 24 | Jalen Banks | SAF | 5-11 | 195 | So. | 1L | Markham, Ill./Thornton Township |
| 25 | Josh Smith | LB | 6-3 | 236 | Fr. | HS | Murfreesboro, Tenn./Oakland |
| 27 | Jaire George | RB | 6-1 | 218 | Fr. | HS | Hyattville, Md./DeMatha Catholic |
| 27 | Jahmel McIntosh | SAF | 6-1 | 202 | Sr. | 3L | Cleveland, Miss./Cleveland |
| 28 | Dallas Rivers | RB | 6-1 | 224 | So. | 1L | Stone Mtn., Ga./Stephenson |
| 29 | Andrew Rector | SAF | 6-0 | 205 | Fr. | HS | Nashville, Tenn./Father Ryan |
| 30 | Bryce Lewis | CB | 6-0 | 182 | R-Fr. | RS | Lilburn, Ga./Parkview |
| 31 | Tre Herndon | CB | 6-1 | 185 | So. | 1L | Chattanooga, Tenn./East Hamilton |
| 32 | Andrew Williamson | SAF | 6-1 | 212 | Sr. | 3L | San Antonio, Texas/Stevens |
| 33 | Jay Hockaday | ATH | 6-3 | 215 | Fr. | HS | Nashville, Tenn./Christ Presbyterian |
| 34 | Dare Odeyingbo | OLB | 6-2 | 252 | Fr. | HS | Irving, Texas/Cistercian Prep |
| 35 | Darreon Herring | ILB | 6-1 | 230 | Sr. | 3L | Stone Mountain, Ga./Stephenson |
| 36 | Trey Ellis | WR/PR | 5-9 | 168 | So. | 1L | Charlotte, N.C./Ardrey Kell |
| 37 | Wilson Johnson | SN | 6-0 | 210 | Jr. | SQ | Nashville, Tenn./Montgomery Bell |
| 39 | Brian Doney | WR | 5-10 | 184 | So. | SQ | Westerville, Ohio/St. Charles Prep |
| 40 | Ja'karri Thomas | ILB | 6-1 | 230 | Jr. | 2L | Tallahassee, Fla./Godby |
| 41 | Zach Cunningham | ILB | 6-4 | 230 | So. | 1L | Pinson, Ala./Pinson Valley |
| 41 | Chris Martin | FB | 5-10 | 240 | Sr. | SQ | Princeton, N.J./Don Bosco Prep |

NUMERICAL ROSTER

| NO. | NAME | POS. | HT. | WT. | YEAR | CL | HOMETOWN/HIGH SCHOOL (OTHER) |
|-----|-------------------|-------|-----|-----|-------|----|--|
| 42 | Ladarius Banks | FB | 6-2 | 255 | So. | RS | Dallas, Ga./East Paulding |
| 43 | Jordan Griffin | ILB | 6-1 | 215 | Fr. | HS | Tampa, Fla./Armwood |
| 44 | Nehemiah Mitchell | OLB | 6-4 | 262 | Jr. | TR | Hayward, Calif./CC-San Francisco |
| 45 | Stephen Weatherly | OLB | 6-5 | 250 | Jr. | 2L | Snellville, Ga./Shiloh |
| 47 | Charles Wright | OLB | 6-3 | 236 | R-Fr. | RS | Irvine, Calif./Beckman |
| 49 | Jonathan Wynn | DE | 6-4 | 250 | So. | 1L | Stone Mtn., Ga./Stephenson |
| 50 | Andrew Jelks | OL | 6-6 | 307 | Jr. | 2L | Paris, Tenn./Henry Co. |
| 51 | Davis Winkie | SN | 6-4 | 248 | R-Fr. | RS | Cumming, Ga./South Forsyth |
| 52 | Nigel Bowden | ILB | 6-1 | 240 | So. | 1L | Macon, Ga./Central |
| 53 | Jake Bernstein | OL | 6-4 | 310 | Sr. | 3L | Lake in the Hills, Ill./Crystal Lake South |
| 55 | Caleb Azubike | DE | 6-4 | 265 | Sr. | 3L | Nashville, Tenn./McGavock |
| 56 | Barrett Gouger | OL | 6-4 | 308 | Jr. | 2L | Soddy Daisy, Tenn./Baylor |
| 56 | Bradyn Jasper | LB | 6-1 | 238 | So. | SQ | Washington, Mo./St. Francis Borgia |
| 57 | Ean Pfeifer | OL | 6-4 | 285 | Fr. | HS | Bentonville, Ark./Bentonville |
| 58 | Justin Skule | OL | 6-6 | 305 | Fr. | HS | Clifton, Va./Centreville |
| 60 | Cole Hardin | OL | 6-4 | 300 | R-Fr. | RS | Florence, Ala./Florence |
| 60 | Jacob Schultz | SN | 6-4 | 235 | Jr. | SQ | Murfreesboro, Tenn./Siegel |
| 61 | Bruno Reagan | OL | 6-3 | 315 | R-Fr. | RS | Clarksville, Tenn./Clarksville |
| 64 | Delando Crooks | OL | 6-5 | 315 | So. | 1L | Atlanta, Ga./Carver |
| 66 | Blake Fromang | OL | 6-7 | 305 | Jr. | 2L | Orlando, Fla./Lake Highland Prep |
| 69 | Adam Butler | DL | 6-4 | 300 | Jr. | 2L | Duncanville, Texas/Duncanville |
| 70 | Darion DeBrossard | DL/OL | 6-4 | 340 | Fr. | HS | Snellville, Ga./Shiloh |
| 71 | Jared Southers | OL | 6-4 | 315 | Fr. | HS | South Orange, N.J./Seton Hall Prep |
| 74 | Will Holden | OL | 6-6 | 312 | Jr. | 2L | Green Cove Springs, Fla./Clay |
| 74 | Jay Woods | DL | 6-3 | 280 | So. | 1L | Jackson, Ga./Jackson |
| 75 | Bailey Granier | OL | 6-6 | 315 | R-Fr. | RS | Galliano, La./South Lafourche |
| 76 | Egidio DellaRipa | OL | 6-4 | 300 | So. | TR | Castaic, Calif./College of the Canyons |
| 77 | Nifae Lealao | DT | 6-5 | 315 | So. | 1L | Sacramento, Calif./Capital Christian |
| 77 | Spencer Pulley | OL | 6-4 | 300 | Sr. | 3L | Memphis, Tenn./Evangelical |
| 78 | Kevin McCoy | OL | 6-5 | 305 | Jr. | 1L | Tampa, Fla./Armwood |
| 80 | Jared Pinkney | WR | 6-4 | 240 | Fr. | HS | Norcross, Ga./Norcross |
| 81 | Steven Scheu | TE | 6-5 | 245 | Sr. | 3L | Evansville, Ind./Reitz Memorial |
| 82 | Kris Kentera | WR | 6-4 | 218 | Sr. | 3L | Colorado Springs, Colo./Pine Creek |
| 83 | Nathan Marcus | TE | 6-5 | 240 | So. | 1L | Glen Ellyn, Ill./Glenbard West |
| 84 | Sam Dobbs | TE | 6-4 | 220 | Fr. | HS | Douglasville, Ga./Landmark Christian |
| 85 | Curtis Graves | WR | 6-1 | 198 | Jr. | 1L | Alpharetta, Ga./Alpharetta |
| 86 | Latevius Rayford | WR | 6-1 | 198 | Jr. | 1L | Memphis, Tenn./Central |
| 88 | Kyle Anderton | TE | 6-4 | 255 | Fr. | HS | Hendersonville, Tenn./Station Camp |
| 89 | Sean Dowling | TE | 6-5 | 270 | So. | 1L | Fallbrook, Calif./Fallsbrook Union |
| 90 | Sekou Clark | DE | 6-3 | 264 | R-Fr. | RS | Denton, Texas/Ryan |
| 93 | Hayden Lekacz | PK | 6-0 | 195 | So. | 1L | Glen Ellyn, Ill./Glenbard West |
| 94 | Torey Agee | DE | 6-4 | 282 | Jr. | 2L | Opelika, Ala./Opelika |
| 95 | Riley Tindol | DE | 6-5 | 262 | R-Fr. | RS | Billingsley, Ala./Autauga Academy |
| 97 | Reid Nelson | P | 6-2 | 215 | R-Fr. | RS | Hueytown, Ala./Hueytown |
| 99 | Landon Stokes | OLB | 6-4 | 240 | R-So. | 1L | Orlando, Fla./Lake Highland Prep |

ROSTER A-Z

| NO. | NAME | POS. |
|-----|-------------------|------|
| 17 | Tommy Openshaw | PK/P |
| 9 | Caleb Peart | OLB |
| 57 | Ean Pfeifer | OL |
| 80 | Jared Pinkney | WR |
| 77 | Spencer Pulley | OL |
| 86 | Latevius Rayford | WR |
| 61 | Bruno Reagan | OL |
| 29 | Andrew Rector | SAF |
| 28 | Dallas Rivers | RB |
| 81 | Steven Scheu | TE |
| 60 | Jacob Schultz | SN |
| 9 | Caleb Scott | WR |
| 21 | Donovan Sheffield | CB |
| 10 | Trent Sherfield | WR |
| 14 | Kyle Shurmur | QB |
| 6 | Darrius Sims | WR |
| 58 | Justin Skule | OL |
| 7 | Emmanuel Smith | SAF |
| 25 | Josh Smith | LB |
| 71 | Jared Southers | OL |
| 10 | Shawn Stankavage | QB |
| 99 | Landon Stokes | OLB |
| 2 | Arnold Tarpley | SAF |
| 40 | Ja'karri Thomas | ILB |
| 95 | Riley Tindol | DE |
| 45 | Stephen Weatherly | OLB |
| 7 | Ralph Webb | RB |
| 14 | Ryan White | SAF |
| 32 | Andrew Williamson | SAF |
| 13 | LaDarius Wiley | CB |
| 51 | Davis Winkie | SN |
| 15 | DeAndre Woods | TE |
| 74 | Jay Woods | DL |
| 47 | Charles Wright | OLB |
| 49 | Jonathan Wynn | DE |

PRONUNCIATIONS

PLAYERS

Caleb Azubike (**ah-ZOO-bah-KAY**)
 Khari (**car-EE**) Blasingame
 Sekou (**SAY-koo**) Clark
 Jaire (**JIE-air**) George
 Bailey Granier (**graun-yae**)
 Barrett Gouger (**Gow-gurr**)
 Nifae (**Knee-FY**) Lealao (**Lee-AL-oh**)
 Hayden Lekacz (**la-koch**)
 Dare (**dar-ee**) Odeyingbo (**O-duh-yeng-BO**)
 Caleb Peart (**peert**)
 Latevius (**la-tay-vee-us**) Rayford
 Steven Scheu (**SHOV**) rhymes with boy
 Darrius (**Dare-ee-us**) Sims
 Ja'karri (**jah-CAR-ee**) Thomas
 Riley Tindol (**ten-doll**)

COACHES

Gerry (**Jerry**) Gdowski (**Guh-DOW-ski**)
 Frank Maile (**My-leh**)

POSITION DEPTH

Note: The listing below is not a preseason depth chart. It is intended to show position depth. Vanderbilt coaches will release an updated depth chart in late August. Players in **bold** started at least five games in 2014.

OFFENSE

| | | | |
|----|-----------|-------------------------|-----------------------|
| WR | 18 | Chandler Dorrell | 5-11, 185, So. |
| | 19 | C.J. Duncan | 5-11, 200, So. |
| | 9 | Caleb Scott | 6-1, 195, So. |
| WR | 8 | Ronald Monroe | 6-2, 200, R-Fr. |
| | 82 | Kris Kentera | 6-4, 218, Sr. |
| | 11 | Rashad Canty | 6-3, 205, R-Fr. |
| WR | 80 | Jared Pinkney | 6-4, 240, Fr. |
| | 16 | Curtis Graves | 6-2, 198, Jr. |
| | 86 | Latevius Rayford | 6-1, 198, Jr. |
| QB | 13 | Trent Sherfield | 6-0, 200, So. |
| | 36 | Trey Ellis | 5-9, 168, So. |
| | 2 | Johnny McCrary | 6-4, 220, So. |
| RB | 12 | Wade Freebeck | 6-5, 226, So. |
| | 10 | Shawn Stankavage | 6-2, 195, R-Fr. |
| | 14 | Kyle Shurmur | 6-4, 228, Fr. |
| FB | 6 | Darrius Sims | 5-9, 188, Jr. |
| | 7 | Ralph Webb | 5-10, 202, So. |
| | 28 | Dallas Rivers | 6-1, 224, So. |
| TE | 22 | Josh Crawford | 5-10, 200, Fr. |
| | 27 | Jaire George | 6-1, 218, Fr. |
| | 41 | Chris Martin | 5-10, 240, Sr. |
| OT | 42 | Ladarius Banks | 6-2, 255, So. |
| | 33 | Jay Hockaday | 6-3, 215, Fr. |
| | 81 | Steven Scheu | 6-5, 245, Sr. |
| OG | 89 | Sean Dowling | 6-5, 270, So. |
| | 83 | Nathan Marcus | 6-5, 240, So. |
| | 15 | DeAndre Woods | 6-3, 238, So. |
| C | 88 | Kyle Anderton | 6-5, 255, Fr. |
| | 84 | Sam Dobbs | 6-4, 220, Fr. |
| | 50 | Andrew Jelks | 6-6, 307, Jr. |
| OG | 75 | Bailey Granier | 6-6, 315, Fr. |
| | 58 | Justin Skule | 6-6, 305, Fr. |
| | 53 | Jake Bernstein | 6-4, 310, Sr. |
| OT | 61 | Bruno Reagan | 6-3, 315, Fr. |
| | 57 | Ean Pfeifer | 6-4, 285, Fr. |
| | 77 | Spencer Pulley | 6-4, 300, Sr. |
| OG | 56 | Barrett Gouger | 6-4, 308, Jr. |
| | 60 | Cole Hardin | 6-4, 300, Fr. |
| | 64 | Delando Crooks | 6-5, 315, So. |
| OT | 78 | Kevin McCoy | 6-5, 305, Jr. |
| | 66 | Blake Fromang | 6-7, 305, Jr. |
| | 74 | Will Holden | 6-7, 312, Jr. |
| | 76 | Egidio DellaRipa | 6-4, 300, So. |
| | 71 | Jared Southers | 6-5, 315, Fr. |

SPECIAL TEAMS

| | | | |
|----|-----------|-----------------------|----------------------|
| P | 16 | Colby Cooke | 6-3, 220, Jr. |
| | 17 | Tommy Openshaw | 6-2, 185, So. |
| | 97 | Reid Nelson | 6-2, 190, R-Fr. |
| PK | 17 | Tommy Openshaw | 6-2, 185, So. |
| | 93 | Hayden Lekacz | 6-0, 192, So. |

DEFENSE

| | | | |
|-----|-----------|--------------------------|----------------------|
| DE | 94 | Torey Agee | 6-4, 282, Jr. |
| | 69 | Adam Butler | 6-5, 300, Jr. |
| | 90 | Sekou Clark | 6-3, 264, R-Fr. |
| DT | 74 | Jay Woods | 6-3, 280, So. |
| | 77 | Nifae Lealao | 6-5, 315, So. |
| | 70 | Darion DeBrossard | 6-4, 340, Fr. |
| DE | 55 | Caleb Azibuke | 6-4, 260, Sr. |
| | 49 | Jonathan Wynn | 6-5, 250, So. |
| | 95 | Riley Tindol | 6-5, 262, R-Fr. |
| OLB | 44 | Nehemiah Mitchell | 6-4, 260, So. |
| | 99 | Landon Stokes | 6-4, 240, So. |
| | 56 | Brady Jasper | 6-2, 238, So. |
| ILB | 9 | Caleb Peart | 6-1, 230, Fr. |
| | 35 | Darreon Herring | 6-2, 230, Sr. |
| | 40 | Ja'karri Thomas | 6-1, 230, Jr. |
| ILB | 41 | Zach Cunningham | 6-4, 230, So. |
| | 43 | Jordan Griffin | 6-1, 215, Fr. |
| | 11 | Harding Harper | 6-2, 240, Jr. |
| OLB | 52 | Nigel Bowden | 6-1, 240, So. |
| | 23 | Khari Blasingame | 6-1, 228, R-Fr. |
| | 45 | Stephen Weatherly | 6-5, 250, Jr. |
| CB | 47 | Charles Wright | 6-3, 236, R-Fr. |
| | 34 | Dare Odeyingbo | 6-2, 252, Fr. |
| | 25 | Josh Smith | 6-4, 238, Fr. |
| SS | 5 | Torren McGaster | 6-1, 200, Jr. |
| | 31 | Tre Herndon | 6-1, 185, So. |
| | 30 | Bryce Lewis | 6-0, 180, R-Fr. |
| FS | 32 | Andrew Williamson | 6-1, 212, Sr. |
| | 24 | Jalen Banks | 5-11, 190, So. |
| | 14 | Ryan White | 5-9, 190, So. |
| CB | 29 | Andrew Rector | 6-0, 205, Fr. |
| | 27 | Jahmel McIntosh | 6-1, 202, Sr. |
| | 20 | Oren Burks | 6-3, 215, So. |
| CB | 7 | Emmanuel Smith | 6-2, 218, So. |
| | 2 | Arnold Tarpley | 6-0, 202, So. |
| | 4 | Tre Bell | 5-11, 178, So. |
| | 3 | Taurean Ferguson | 5-9, 185, So. |
| | 13 | LaDarius Wiley | 6-1, 205, R-Fr. |
| | 21 | Donovan Sheffield | 5-11, 182, Fr. |

SPECIAL TEAMS

| | | | |
|------|-----------|---------------------|----------------------|
| SN | 37 | Wilson Johnson | 6-2, 210, Jr. |
| | 60 | Jason Schultz | 6-4, 230, Jr. |
| | 51 | Davis Winkie | 6-4, 248, R-Fr. |
| HOLD | 82 | Kris Kentera | 6-4, 218, Sr. |
| | 16 | Colby Cooke | 6-3, 215, Jr. |
| | 6 | Darrius Sims | 5-9, 188, Jr. |
| PR | 28 | Dallas Rivers | 6-1, 224, So. |
| | 19 | C.J. Duncan | 5-11, 200, So. |
| | 36 | Trey Ellis | 5-9, 168, So. |

THE 'DORES: BY THE NUMBERS

VANDERBILT ROSTER BY STATE OF RESIDENCE

ALABAMA (11)

Torey Agee Opelika
 Khari Blasingame New Market
 Josh Crawford Wetumpka
Zach Cunningham Pinson
C.J. Duncan Montgomery
 Cole Hardin Florence
 Harding Harper Montgomery
Torren McGaster Daphne
 Reid Nelson Hueytown
 Riley Tindol Billingsley
 DeAndre Woods Clay

ARKANSAS (1)

Ean Pfeifer Bentonville

ARIZONA (1)

Caleb Peart Gilbert

CALIFORNIA (6)

Egidio DellaRipa Cascaic
 Sean Dowling Fallbrook
 Nifae Lealao Sacramento
 Nehemiah Mitchell Hayward
 LaDarius Wiley Los Angeles
 Charles Wright Irvine

COLORADO (1)

Kris Kentera Colorado Springs

FLORIDA (9)

Wade Freebeck Davie
 Blake Fromang Orlando
 Jordan Griffin Tampa
Will Holden Green Cove Springs

Kevin McCoy Tampa
Tommy Openshaw Jacksonville
 Landon Stokes Orlando
 Ja'karri Thomas Tallahassee
Ralph Webb Gainesville

GEORGIA (17)

Ladarius Banks Dallas
Nigel Bowden Macon
 Rashad Canty Riverdale
 Delando Crooks Atlanta
 Darion DeBrossard Snellville
 Sam Dobbs Douglasville
Taurean Ferguson Jonesboro
Darreon Herring Stone Mountain
 Bryce Lewis Lilburn
Johnny McCrary Decatur
 Jared Pinkney Norcross
 Dallas Rivers Stone Mountain
 Caleb Scott Suwanee
Stephen Weatherly Snellville
 Davis Winkie Cumming
 Jay Woods Jackson
 Jonathan Wynn Stone Mountain

ILLINOIS (5)

Jalen Banks Markham
Jake Bernstein Lake in the Hills
 Hayden Lekacz Glen Ellyn
 Nathan Marcus Glen Ellyn
 Trent Sherfield Danville

INDIANA (1)

Steven Scheu Evansville

KENTUCKY (1)

Ryan White Louisville

LOUISIANA (1)

Bailey Granier Galliano

MARYLAND (1)

Jaire George Hyattsville

MISSISSIPPI (1)

Jahmel McIntosh Cleveland

MISSOURI (1)

Bradyn Jasper Washington

NEW JERSEY (3)

Tre Bell Union
 Chris Martin Princeton
 Jared Southers South Orange

NORTH CAROLINA (2)

Trey Ellis Charlotte
 Shawn Stankavage Durham

OHIO (1)

Brian Doney Westerfield

PENNSYLVANIA (2)

Kyle Shurmur Philadelphia
 Arnold Tarpley Pittsburgh

TENNESSEE (17)

Kyle Anderton Hendersonville
Caleb Azubike Nashville
 Chandler Dorrell Nashville
 Barrett Gouger Soddy Daisy
 Tre Herndon Chattanooga
 Jay Hockaday Nashville
Andrew Jelks Paris
 Wilson Johnson Nashville
Spencer Pulley Memphis
Latevius Rayford Memphis
 Bruno Reagan Clarksville
 Andrew Rector Nashville
 Jacob Schultz Murfreesboro
 Donovan Sheffield Nashville
Darius Sims Memphis
 Emmanuel Smith Murfreesboro
 Josh Smith Murfreesboro

TEXAS (5)

Adam Butler Duncanville
 Sekou Clark Denton
 Ronald Monroe Houston
 Dare Odeyingbo Irving
Andrew Williamson San Antonio

VIRGINIA (3)

Oren Burks Fairfax Station
Colby Cooke Goochland
 Justin Skule Clifton

Note: Position players shown in **bold** started at least five games in the 2014 season.

ROSTER BY ELIGIBILITY CLASS

SENIORS (9) Caleb Azubike, Jake Bernstein, Darreon Herring, Kris Kentera, Chris Martin, Jahmel McIntosh, Spencer Pulley, Steven Scheu, Andrew Williamson

JUNIORS (19) Torey Agee, Adam Butler, Colby Cooke, Chandler Dorrell, Blake Fromang, Barrett Gouger, Curtis Graves, Harding Harper, Will Holden, Andrew Jelks, Wilson Johnson, Kevin McCoy, Torren McGaster, Nehemiah Mitchell, Latevius Rayford, Jacob Schultz, Darius Sims, Ja'karri Thomas, Stephen Weatherly

SOPHOMORES (33) Jalen Banks, Ladarius Banks, Tre Bell, Nigel Bowden, Oren Burks, Delando Crooks, Zach Cunningham, Egidio DellaRipa, Brian Doney, Sean Dowling, C.J. Duncan, Trey Ellis, Taurean Ferguson, Wade Freebeck, Tre Herndon, Bradyn Jasper, Nifae Lealao, Hayden Lekacz, Nathan Marcus, Johnny McCrary, Tommy Openshaw, Dallas Rivers, Caleb Scott, Trent Sherfield, Emmanuel Smith, Landon Stokes, Arnold Tarpley, Ralph Webb, Ryan White, Davis Winkie, DeAndre Woods, Jay Woods, Jonathan Wynn

REDSHIRT FRESHMEN (13) Khari Blasingame, Rashad Canty, Sekou Clark, Bailey Granier, Cole Hardin, Bryce Lewis, Ronald Monroe, Reid Nelson, Bruno Reagan, Shawn Stankavage, Riley Tindol, LaDarius Wiley, Charles Wright

FRESHMEN (17) Kyle Anderton, Josh Crawford, Darion DeBrossard, Sam Dobbs, Jaire George, Jordan Griffin, Jay Hockaday, Dare Odeyingbo, Caleb Peart, Ean Pfeifer, Jared Pinkney, Andrew Rector, Donovan Sheffield, Kyle Shurmur, Justin Skule, Josh Smith, Jared Southers

HEAD COACH DEREK MASON



Receiver C.J. Duncan and other Commodore players celebrate with the head coach after a victory during Mason's first year on the Vanderbilt campus.

Named Vanderbilt's 28th head coach in January 2014, Derek Mason heads into his second season in charge of the Commodores on the heels of attracting some very accomplished coaches to his staff and bringing another outstanding signing class to campus.

Regarded as one of the nation's top defensive minds, Mason will take on the added responsibilities of being his own defensive coordinator entering the 2015 season.

Additionally, Mason turned the keys to the offense over to veteran offensive coordinator Andy Ludwig, who joins the Commodores after two record-breaking seasons at Wisconsin and nearly 20 years of experience calling plays.

Mason also lured James Dobson from Nebraska to oversee Vanderbilt's strength and conditioning program. At Nebraska, Dobson guided a strength program that helped the Cornhuskers join Alabama and Oregon as the nation's only teams to post at least nine wins each of the last seven years.

Mason's ability to attract Ludwig and Dobson, both coming to Nashville from highly successful tenures at Power 5 conference schools, is virtually unprecedented in Commodore gridiron history. The hirings speak volumes to their belief in Mason's plan for the Vanderbilt program.

Mason capped a staff rebuild by adding two of college football's top young coaches, Cortez Hankton and Marc Mattioli, to mentor wide receivers and safeties, respectively.

The staff changes, coming in the wake of a 3-9 season, helped Mason and the Commodores attract rising prospects to campus. In February, Mason welcomed 19 signees to the program, while securing the highest-ranked signee in school history for the second year in a row.

Away from the field, Mason has aimed to keep Vanderbilt student-

MASON: FACTS & NOTES

AMONG NATION'S ELITE DEFENSIVE COACHES

After the 2014 season, Mason announced that he was returning to his roots and would add the role of defensive coordinator to his Vanderbilt duties. From 2011-13, Mason changed the perception of Stanford defense. The 3-4 scheme Mason helped install at Stanford is viewed among the most aggressive and innovative in college football.

OFF THE FIELD SUCCESSES

Away from the field, Mason's Vanderbilt program paced the SEC in academic honor roll selections and NCAA APR scores, witnessed individual recognitions for community service, allowed players to enjoy foreign study opportunities, and developed one of the nation's most thorough summer internship efforts.

FOUR STRAIGHT BCS BOWLS – 2010-13

Mason was a key figure in arguably the greatest era of Cardinal football since being hired by then-head coach Jim Harbaugh prior to 2010 season. Between 2010-13, Stanford played in four straight BCS bowl games: the 2011 Orange Bowl, 2012 Tostitos Fiesta Bowl, 2013 Rose Bowl and 2014 Rose Bowl. Stanford owned an overall record of 45-8, and captured back-to-back Pac-12 titles.

DEREK MASON

athletes focused on strong academics and individual development.

Last May, 27 Commodore upperclassmen and a school-record 11 true freshmen earned Southeastern Conference Academic Honor Roll recognition as the NCAA released its annual report showing the Vanderbilt football team as the SEC and national leader in its Academic Progress Rate (APR) graduation scores.

Other off-the-field highlights under Mason included admittance to the Vanderbilt School of Medicine for quarterback Patton Robinette, cornerback Alex Hysong and former receiver Steve Monk; national community service honors by senior snapper Andrew East; mission work in Costa Rica for punter Taylor Hudson; and study in Australia for current Commodore teammates Ralph Webb and Chris Martin.

Mason has also worked to create a summer internship program for Commodore student-athletes that is one of the most innovative in the nation.

Mason also continues to be actively involved in the Middle Tennessee community, contributing to several local and university causes, while making appearances at various social and sporting events.

Before being hired at Vanderbilt, Mason served as associate head coach and Willie Shaw Director of Defense for 2013 Pacific-12 champion Stanford after initially being lured to the program by former Cardinal and San Francisco 49er head coach Jim Harbaugh.

"I am so excited to be at Vanderbilt," Mason said at the time he was hired. "This university combines the best of what's good about college athletics and academics. We expect to be competitive and look forward to competing for an SEC East crown."

Mason's plan since arriving in Nashville is to develop the Com-



DISCUSSING THE 2015 SIGNING CLASS

Joined by event emcee and 'Voice of the Commodores' Joe Fisher, Coach Mason provides a thorough review of the newest Commodores at the program's annual National Signing Day Celebration held on campus.

modore defense into a top-tier unit, much as he did at Stanford where he served as coordinator from 2011-13. Mason's defense was a critical ingredient in helping the Cardinal to Rose Bowl appearances in 2013 and 2014, and consecutive Pac-12 titles with one of the nation's top defensive units. Under Mason, the Cardinal ranked among the NCAA national Top 15 in defensive efficiency for three consecutive years.

In 2013 while facing seven ranked opponents and one of the nation's toughest schedules, the Stanford defense ranked third in the NCAA in rushing defense (89.4 yards), 10th in scoring defense (19.0 points) and 16th in total offense (343.1 yards).



ON SET WITH SEC NETWORK CAST

Coach Mason joins the on-air personalities of SEC Network's popular "SEC Nation" gameday show. From left, the cast includes host Joe Tessitore, analysts Tim Tebow and Marcus Spears, and commentator/daily show host Paul Finebaum.

DEREK MASON

The Cardinal was one of only five teams last year to allow less than 100 rushing yards per game. The team was also among the best nationally in producing stops for negative yardage, ranking fifth with 44 sacks and seventh with 109 tackles for loss. The defense was also superb on third downs, holding opponents to a 32 percent conversion rate.

In 2012, Mason was a finalist for the Broyles Award, given annually to the nation's top assistant coach, after directing a defense that ranks among the best in the nation and finest in Stanford history. The 2012 unit broke Stanford's single season record for quarterback sacks and topped the Pac-12 in numerous categories, including scoring defense and total defense, helping the Cardinal to a 11-2 season capped off with a Rose Bowl crown.

Mason's leadership paved the way to a historic defensive output in 2012, breaking Stanford's single-season sacks record (57) and pacing the Pac-12 in scoring defense (17.2 points), total defense (336.2 yards) and rushing defense (97.0 yards). In 11 of 14 games in 2012, Stanford held its opponent to 20 or fewer points, including a 14-point effort in the overtime win at top-ranked Oregon, who led the FBS with a 54.8 scoring average.

The 2012 Stanford defense held eight of 13 opponents under 100 yards rushing, and in a string of three consecutive games, the Cardinal recorded three of its top-10, single-game rushing defense performances in school history. In 2011, Mason's first year as co-defensive coordinator, he teamed with Jason Tarver to mold Stanford into one of the Pac-12's top defensive units. That season, the unit ranked either first or second in the Pac-12 in six defensive categories, including rushing defense, third-down conversion defense, scoring defense, total defense, sacks and opponent first downs. Stanford finished third nationally in rushing defense. Mason joined the Cardinal staff in 2010, serving as secondary coach under then-Stanford coach Jim Harbaugh. Mason's 2010 secondary, which featured three current NFL players, registered 18 total interceptions.

At Stanford, Mason also helped develop an array of Cardinal defensive standouts, including All-Pro cornerback Richard Sherman of the world champion Seattle Seahawks, All-America defensive end Trent Murphy, All-America linebacker Shayne Skov, All-Pacific 12



Mason salutes the Vanderbilt student body for its support after a home win.

safety Ed Reynolds.

Prior to his arrival in Palo Alto, Mason served as an assistant defensive backs coach for the Minnesota Vikings from 2007 to 2009, playing a vital role in the team ranking sixth in total defense in 2008 and 2009 as the Vikings won NFC North titles each season. Mason was



An animated Coach Mason points assignments to the Commodore defensive secondary.

DEREK MASON

introduced to the NFL coaching circles through the Minority Fellowship program in 1996 with the St. Louis Rams and also spent time with the coaching staffs of the New York Giants and Oakland Raiders. He joined the Vikings staff in 2007, where he worked with defensive backs coach Joe Woods.

Before joining the Vikings, Mason tutored wide receivers at Ohio University under head coach Frank Solich, helping the Bobcats improve from 4-7 in 2005 to a 9-5 campaign the following year that ended with an appearance in the GMAC Bowl. Mason spent the 2004 season as the wide receivers coach at New Mexico State, where he helped the Aggies lead the conference in passing.

During the 2002 campaign, Mason mentored the receivers and assisted with the special teams at Utah. The Utes also featured the NFL Draft's No. 1 overall pick in quarterback Alex Smith and eventual 7th round pick receiver Paris Warren.

Mason's move to Utah came after a three-year stint at Bucknell (1999-2001) in which he gained his first experience as a defensive assistant coach. At Bucknell, Mason served as defensive backs mentor for three straight winning Bison squads.

Mason's first three collegiate positions came as an offensive assistant at Mesa Community College (in 1994), Weber State (1995-96) and Idaho State (1997-98).

As a player, Mason was a two-year starter and four-year letterwinner at Northern Arizona. He was recruited to the university by Head Coach Larry Kentera, the grandfather of current Vanderbilt senior wide receiver Kris Kentera.

During his NAU career, Mason was influenced by several outstanding coaches, including Kentera, Kansas City head coach Andy Reid, former Minnesota head coach Brad Childress, former NFL head coach and offensive coordinator Marty Mornhingweg, former Louisville head coach Steve Kragthorpe and former Vanderbilt offensive coordinator Karl Dorrell.

Mason earned a bachelor's degree in criminal justice from



THE MASON FAMILY

Derek and LeighAnne Mason with their daughters, Makenzie and Sydney.

Northern Arizona in 1993.

A native of Phoenix, Mason attended Camelback High School.

Derek and his wife, LeighAnne, have two daughters, Makenzie, 16, and Sydney, 14.



Mason chats with SEC Network analysts following the team's Black & Gold Spring Game.



Mason greets a young Commodore fan at the team's Star Walk.

DEREK MASON



WHAT OTHERS ARE SAYING ABOUT MASON...

"Derek Mason's a great coach. He'll get it going at Vanderbilt."

Kirk Herbstreit, ESPN CollegeGameDay Host,
Play-by-Play Announcer

"Coach Mason is the guy for the job. I fully endorse him. I know he's going to have an impact there for a long time. The guys just have to stick with him and keep working to get better."

Jordan Matthews, Vanderbilt WR (2010-13);
Current WR Philadelphia Eagles

"Coach (Mason) was essential to my development and my understanding of the game. He taught me how to play the game, how to study the game, how to really go in-depth with your film study and also understanding your weaknesses -- studying your weaknesses and what you do well and what you don't do well and being able to self-scout a lot more. ... He's really helped me, and he still helps me to this day."

Richard Sherman, All-Pro CB, Seattle Seahawks

"Derek is a great teacher and motivator, but more importantly he is a man of high character."

David Shaw, Head Coach, Stanford University

"Derek is a tremendous person, outstanding teacher, strong communicator, hard worker and consummate winner."

Jim Harbaugh, Head Coach, University of Michigan

"He's very conscientious, very down to earth. Derek really studies the game in an old-time, throwback fashion and he's always looking for a better way to do things. Old school means we weren't blackboard coaches. We were teaching. He is a great teacher."

Willie Shaw, Former Defensive Coordinator in
NFL and at Stanford

VANDERBILT HEAD COACH DEREK MASON

AGE: 45

CAREER RECORD: 3-9 (2nd season)

ALMA MATER: Northern Arizona University; Playing career – 1989-92

DEGREES: Bachelor's, Criminal Justice, Northern Arizona, 1993

FAMILY: Wife, LeighAnne; two daughters: Makenzie and Sydney

MASON ON TWITTER: @CoachDerekMason

Mason's Career at a glance

2014 VANDERBILT (Head Coach)

Introduced Jan. 17, 2014 as the 28th head coach in Commodore history... Notched first career victory as head coach in dramatic style, guiding team to 34-31 win over UMass on Sept. 13... Directed one of nation's youngest teams, with 31 true or redshirt freshmen seeing action.

2013 STANFORD (Willie Shaw Director of Defense)

Promoted to position of Willie Shaw Director of Defense, Mason guides one of the nation's top defenses as Cardinal goes 10-3 overall, wins Pac-12 crown and plays in second straight Rose Bowl... Stanford finishes year ranked No. 10 on strength of four victories over ranked opponents... The defense ranks third in NCAA in rushing defense, 10th in scoring defense and 16th in total defense... Unit again ranks among Pac-12's best in numerous defensive categories... For second straight year, Mason's defense limits powerful Oregon spread offense, holding Ducks scoreless for first three quarters in eventual 26-20 Stanford victory... Three of Mason's standouts – LB Trent Murphy, LB Shayne Shov and DB Ed Reynolds – garner postseason All-America recognition.

2011-12 STANFORD (associate head coach/defensive coordinator)

Finalist for 2012 Broyles Award as nation's outstanding assistant coach... Stanford goes 23-4 overall in Mason's first two years as coordinator, wins 2012 Pac-12 title, captures 2012 Rose Bowl over Wisconsin, and plays in the 2011 BCS Fiesta Bowl... Mason's 3-4 attacking defense ranked among the NCAA leaders in both seasons... In 2012, the Cardinal defense topped the nation with 57 quarterback sacks, ranked second in tackles for loss, fifth in rushing defense and 11th in scoring defense... Stanford also paced the Pac-12 in scoring defense, total defense, rushing defense and sacks... The 2012 defense also held eight opponents under 100 rushing yards and limited high-powered Oregon to just 14 points in an overtime win... In 2011 the Cardinal was third in the NCAA in rushing defense, sixth in 3rd-down efficiency and 11th in quarterback sacks, and finished among the Pac-12 leaders in scoring defense, total defense, rushing defense, sacks and opponent first downs.

2010 STANFORD (defensive backs coach)

Hired by Cardinal Head Coach Jim Harbaugh... Helped change Stanford into a tough-minded, attacking defense... Defense was key to arguably Stanford's best year of modern era – a 12-1 overall record capped by 40-12 victory over Virginia Tech in the Orange Bowl... The 2010 Cardinal secondary was one of the great turnaround stories in college football as Stanford ranked high nationally in interceptions and pass defense... That unit included three eventual NFL players, including All-Pro cornerback Richard Sherman from the World Champion Seahawks.

2007-09 MINNESOTA VIKINGS - NFL (assistant defensive backs coach)

Served as an assistant defensive backs coach for the Minnesota Vikings from 2007 to 2009, playing a vital role in the team ranking sixth in total defense in 2008 and 2009 as the Vikings won NFC North titles each season.

2005-06 OHIO UNIVERSITY (wide receivers)

Hired by former Nebraska Head Coach Frank Solich, Mason coached Ohio receivers for two years, helping the Bobcats improve from 4-7 in 2005 to a 9-5 campaign in 2006 that ended with a GMAC Bowl appearance.

2004 NEW MEXICO STATE (wide receivers)

In lone season at New Mexico State, the Aggie offense with Mason mentoring wide receivers corps topped the Sun Belt Conference in numerous passing categories.

2003 ST. MARY'S (co-defensive coordinator/assistant head coach)

First coordinator responsibilities came in only season at St. Mary's, member of NCAA I-AA Independent League.

2002 UTAH (wide receivers/special teams assistant coach)

Hired by Ron McBride, Mason tutored WR Paris Warren, an eventual 7th round draft pick, in his only year at Utah. The 2002 Utes offense featured young QB Alex Smith, the eventual 2005 No. 1 NFL draft pick.

1999-2001 BUCKNELL (defensive backs)

Secondary coach for three straight winning Bison squads... Coached two Bucknell defensive backs to All-Patriot League recognition.

1997-98 IDAHO STATE (running backs)

Mason coached Idaho State running backs for two years under Head Coach Tom Walsh.

1995-96 WEBER STATE (wide receivers)

Mason worked with Weber State receivers, including Pokey Eckford, who earned All-America honors in 1995 after catching 77 passes for 1,074 yards and six TDs.

1994 MESA (ARIZONA) COMMUNITY COLLEGE (wide receivers)

Mason entered collegiate coaching as a receivers coach with community college located in San Diego.

NFL MINORITY COACHING FELLOWSHIP PROGRAM

Mason spent time with the St. Louis Rams in 1996, New York Giants and Oakland Raiders through the Minority Coaching Fellowship Program. Philadelphia in 1999 and Minnesota in 2008.

COACHING STAFF

ANDY LUDWIG


Offensive Coordinator;
Quarterbacks

Former Wisconsin coordinator Andy Ludwig enters his first year as Vanderbilt's offensive coordinator and quarterbacks coach.

Ludwig joins Vanderbilt after two seasons as offensive coordinator and quarterbacks coach at Wisconsin, where the Badgers set numerous offensive records. A coaching veteran with 28 years of experience, Ludwig's coaching career also includes stops as coordinator at San Diego State (2011-12), Cal (2009-10), Utah (2005-08), Oregon (2002-04) and Fresno State (1998-2001).

Ludwig helped rewrite the Wisconsin record book as the Badgers tallied two of the three highest offensive outputs in school history en route to a 20-7 overall record and consecutive Jan. 1 postseason bowl appearances. The 2013 Wisconsin offense averaged a school-record 480.8 yards per game (6,251 yards in 13 games), while averaging the third-most points in school history (34.8 points per game). The 2014 squad nearly matched those totals, averaging 34.6 points and 468.9 total yards.

Ludwig's Wisconsin offenses were led by running back Melvin Gordon, a 2014 Heisman Trophy finalist and consensus first-team All-America. Gordon rushed for 2,587 yards in 2014, establishing the second highest single-season rushing total in NCAA FBS history. Gordon capped the season with a 251-yard performance in Wisconsin's 34-31 overtime victory over Auburn in the Outback Bowl. Gordon also paced all NCAA FBS backs with 29 rushing touchdowns and briefly held the NCAA single-game rushing record after a 408-yard effort in a November win over Nebraska.



home-run plays.

Prior to joining Wisconsin, Ludwig spent the 2011-12 seasons at San Diego State. In 2012, the Aztecs went 9-4, including 7-1 in the Mountain West Conference. In 2011, San Diego State averaged 427.4 yards per game. Ronnie Hillman ranked fourth nationally in rushing (1,711 yards) and was selected in the third round of the NFL draft. QB Ryan Lindley, was a sixth-round draft choice of the Arizona Cardinals.

Ludwig completed his 20th year as an offensive coordinator at the NCAA level in 2014. His teams have been to 15 bowl games with nine bids in the past decade. Prior to his years at San Diego State, Ludwig served as the offensive coordinator at California (2009-10), Utah (2005-08), Oregon (2002-04), Fresno State (1998-01), Cal Poly (1997) and Augustana (1993-94).

Ludwig helped Utah go to four straight bowls, including a 2009 Sugar Bowl win over Alabama, as the Utes finished 13-0 and No. 2 in the nation.

Ludwig's mentoring of quarterbacks includes two other signal callers that eventually played in the NFL, Kellen Clemens of Oregon and 2002 NFL Draft No. 1 pick David Carr of Fresno State.

Ludwig played two seasons as a wide receiver at Snow College in Utah (1982-83) before earning a pair of letters at Portland State (1985-86).

Ludwig and his wife, Jill, are the parents of a son, Joe, and a daughter, Delaney.

More on Coach Ludwig...

HOMETOWN: Ogden, Utah

EDUCATION: Bachelor's: Exercise Science, Portland State, 1988

COLLEGIATE/NFL COACHING CAREER:

| | |
|-----------|---|
| 2015 | Vanderbilt - Offensive Coordinator/QB Coach |
| 2013-14 | Wisconsin - Offensive Coordinator/QBs Coach |
| 2011-12 | San Diego State - Offensive Coordinator |
| 2009-10 | California - Offensive Coordinator |
| 2005-08 | Utah - Offensive Coordinator |
| 2002-04 | Oregon - Offensive Coordinator |
| 1998-2001 | Fresno State - Offensive Coordinator |
| 1997 | Cal Poly - Offensive Coordinator |
| 1995-96 | Boise State - Quarterbacks Coach |
| 1993-94 | Augustana (S.D.) - Offensive Coordinator |

Behind Gordon, the 2014 Badgers amassed a school-record 4,482 rushing


yards in 14 games, breaking a record established in 2013.

Wisconsin was one of just four FBS teams to amass 3,500 rushing yards and 2,500 passing yards during the 2013 season, joining Oregon, Northern Illinois and Ohio State. Overall, UW's explosive offense ranked second in the country with 15 plays of 50-plus yards, with the Badgers scoring on 10 of those



Coach Ludwig and his wife, Jill, with their children, Joe and Delaney.

COACHING STAFF



Charles Banks enters his fifth season at Vanderbilt as special teams coordinator. He will also coach running backs for the second year under Mason.

Banks' young running back pupil Ralph Webb became the team's top offensive performer in 2014, breaking a freshman record with 912 rushing yards.

Since 2011, Banks has brought solid special teams to Vanderbilt. Working with first-time specialists in 2014, Banks mentored punter Colby Cooke to a 42.5-yard average and placekicker Tommy Openshaw to a field goal success rate of 72.7 percent. Kick returner Darrius Sims averaged 24.5 yards, earning second team All-SEC honors.

In 2013, senior captain Carey Spear converted 15-of-19 field goals and going 2-for-2 in field goals of 50+ yards, including a career-long of 54 yards at South Carolina. Punter Taylor Hudson averaged 42.9 yards, landing 11 of 48 punts inside the 20-yard line. Darrius Sims emerged as the go-to-guy for the Doves on kickoff returns with an average of 22.8 yards per return.

In 2012, Banks continued his remarkable job with Vanderbilt special teams, helping Spear and punter Richard Kent both earn All-SEC recognition as the 'Dores put together arguably the finest combined special teams effort in school history. Spear was sensational, setting school records with 20 field goals and 87 points scored by a kicker. Kent averaged 44.9 yards,



the fourth highest average ever by a Commodore.

Banks coached tight ends and special teams at Maryland from 2009-10. In 2010, Maryland punt returner Tony Logan earned first team All-ACC honors after leading the ACC with a 18.8-yard punt return average. In 2009, another Banks' standout at Maryland, Torrey Smith, earned All-ACC honors by breaking the conference single-season record for kickoff return yards. Banks also groomed kicker Nick Ferrara to freshman All-America honors in 2009.

Prior to working at Maryland, Banks enjoyed success as an assistant at the University of Richmond from 2007-08. In Banks' final game as a Richmond coach, the Spiders claimed the 2008 NCAA FCS national title with a victory over Montana.

Banks had two stints at Hampton University (2000-04, 2006) and spent 2005 with the St. Louis Rams. He also coached a year at Indiana (Pa.) University and James Madison.

Banks played running back for James Madison, where he earned a bachelor's degree in speech communications in 1994. He earned a master's from Eastern Kentucky in 1998.

Banks and his wife, Katrina, are the parents of a daughter, Ashley, and son, William.

Charles and Katrina Banks with their daughter, Ashley, and son, William.



More on Coach Banks...

HOMETOWN: Hollywood, Md.

EDUCATION: Bachelor's: Speech Communications, James Madison, 1994

Master's: Sports Administration, Eastern Kentucky, 1998

COLLEGIATE/NFL COACHING CAREER:

2014 -15 Vanderbilt - Special Teams Coordinator/Running Backs Coach
 2011-13 Vanderbilt - Special Teams Coordinator/Tight Ends Coach
 2009-10 Maryland - Special Teams Coordinator/Tight Ends Coach
 2007-08 Richmond - Special Teams Coordinator/Running Backs Coach
 2006 Hampton - Offensive Coordinator/Quarterbacks/Running Backs Coach
 2005 St. Louis Rams (NFL) - Assistant Special Teams
 2000-04 Hampton - Running Backs/Recruiting Coordinator
 Earlier Roles: Indiana, Pa. (WRs/TEs, 1999), James Madison (WRs/TEs, 1998), Eastern Kentucky (WRs, 1996-97)

COACHING STAFF



KENWICK THOMPSON

Associate Head Coach;
Linebackers

Kenwick Thompson enters his second year at Vanderbilt with added duties. Thompson will mentor all Commodore linebackers this season after coaching outside linebackers last year.

In 2014, Thompson was responsible for developing sophomore Stephen Weatherly into one of the team's most productive defenders. Moving from defensive end to outside linebacker, Weatherly finished the season by racking up a team-leading 12.5 tackles for loss. He also established a new single-game team record with five tackles for loss vs. Tennessee.

Prior to joining the Vanderbilt staff, Thompson worked in the Bay Area for seven years, serving one year at San Jose State and six years as a key defensive assistant coach at California under Head Coach Jeff Tedford.

At San Jose State, Thompson's responsibilities included mentoring Spartan linebackers. One of his top players was linebacker Keith Smith, who became just the second San Jose State player to become a four-year All-Mountain West recipient. As a senior captain under Thompson, Smith earned First Team All-MVC honors after leading the NCAA with 159 total tackles. His performances included back-to-back, 20-tackle efforts against Minnesota and Utah State. In addition to Smith, Thompson also mentored First Team All-MVC defensive back Bene Benwikere at San Jose State. Benwikere matched the Spartan career record with 14 interceptions, including five picks as a senior.

From 2007-12, Thompson worked as linebackers coach and recruiting coordinator at the University of California, helping the Golden Bears to four bowl games. In 2012, he was also named Cal's associate head coach.

In 2011, Thompson's linebacker corps helped the Golden Bears top the Pac-12 in total defense and pass defense during a regular season that concluded with a Holiday Bowl appearance. In 2010, the Golden Bears also led the conference in total defense.

Several of Thompson's linebackers at Cal earned all-conference recognition, including 2011 All-America and Pac-12 Defensive Player of

the Year Mychal Kendricks.

Thompson spent the 2001-06 seasons at San Jose State in a variety of coaching roles under head coaches Fitz Hill and Dick Tomey. His positions included linebackers coach in 2001-03, recruiting coordinator in 2002-03, defensive line coach in 2004 and defensive tackles coach in 2006.

From 1994-2000, Thompson served on the coaching staff at Texas Southern, including the last five seasons as defensive coordinator.

As a collegiate player, he was a defensive standout and team captain at Harding (Ark.) University, earning all-conference honors as a senior. Thompson earned his undergraduate degree from Harding in 1992.

Thompson's first coaching position came in a player-coach capacity in the Italian-American Professional Football League in 1990. The following season, Thompson was named as a graduate assistant at his alma mater.

Thompson and his wife, Monica, have two sons, Jaxson and Jacob.



Thompson and his wife, Monica, with their sons, Jaxson and Jacob.

More on Coach Thompson...


HOMETOWN: Houston, Texas

EDUCATION: Bachelor's: Business Administration, Harding University, 1992

COLLEGIATE COACHING CAREER:

| | |
|-----------|---|
| 2014 | Vanderbilt - Associate Head Coach/Outside Linebackers Coach |
| 2013 | San Jose State - Defensive Coordinator/Linebackers Coach |
| 2012 | California - Assoc. Head Coach/Linebackers Coach/Recruiting Coordinator |
| 2007-11 | California - Linebackers Coach/Recruiting Coordinator |
| 2006 | San Jose State - Defensive Tackles Coach |
| 2005 | San Jose State - Football Strength & Conditioning Coach |
| 2004 | San Jose State - Defensive Line Coach/co-Recruiting Coordinator |
| 2002-03 | San Jose State - Linebackers Coach/Recruiting Coordinator |
| 2001 | San Jose State - Linebackers Coach |
| 1996-2000 | Texas Southern - Assistant Head Coach/Defensive Coordinator |
| 1995 | Texas Southern - Defensive Line Coach/Recruiting Coordinator |
| 1994 | Texas Southern - Running Backs Coach |

COACHING STAFF



Gerry Gdowski enters his second year as Vanderbilt's tight end coach.

In 2014, Gdowski's pupil Steven Scheu put together one of the best years in recent memory by a Commodore tight end, posting team highs with 39 catches and 525 receiving yards en route to All-SEC recognition. Another tight end under Gdowski's watch, fifth-year senior Davis Dudchuck, posted 17 catches for 261 yards.

Gdowski came to Vanderbilt after spending nine years at Ohio. He mentored quarterbacks at Ohio, and also had titles of Assistant Head Coach and co-Offensive Coordinator.

During his tenure at Ohio, Gdowski helped mold Tyler Tettleton into one of the greatest quarterbacks in Bobcats' history. Under Gdowski's tutelage, Tettleton set Ohio career records in passing yards and touchdowns, and became the only quarterback in school history to post three straight seasons of at least 2,500 yards passing. In 2013, the Bobcats averaged nearly 27.4 points and 380 yards of total offense, including 245.4 passing yards.

Gdowski's 2011 offense was the most productive unit in modern Ohio University history, totaling 427 points and 6,241 total yards. In all, the Bobcats' offensive unit set eight program records during the year.

Other standout quarterbacks mentored by Gdowski at Ohio were Boo Jackson, (38 career touchdown passes), Theo Scott (20 touchdown passes in 2009), Brad Bower and Austen Everson (ranks among team's all-time Top Ten passers in numerous categories).

Gdowski went to Ohio after eight seasons at New Mexico State. He was the Aggies' recruiting coordinator and quarterbacks coach until 2003 when he took over as offensive coordinator. The Aggies ranked second in the Sun Belt Conference in 2004 in scoring offense and passing offense.

Gdowski began his coaching career at Nebraska, working with the quarterbacks, tight ends and receivers as a graduate assistant from 1991 to 1993. He then moved to South Dakota State, where he coached for



three seasons. After two years as quarterbacks and wide receivers coach, Gdowski was promoted to offensive coordinator.

As a player, he earned three letters at Nebraska under legendary coach Tom Osborne. Gdowski was the starting quarterback and team captain for the Cornhuskers in 1989 and was named to the All-Big Eight First Team. He was an eighth round draft choice of the New Orleans Saints that spring.

Gdowski excelled off the field at Nebraska as well. He earned CoSIDA Academic All-America honors in 1989 and was awarded the National Football Foundation and Hall of Fame Postgraduate Scholarship as well as the NCAA Postgraduate Scholarship. A 1990 graduate of Nebraska with a bachelor's in business administration, Gdowski also went on to earn his master's in education administration from Nebraska in 1996.

A native of Fremont, Neb., Gdowski and his wife, Sam, have three sons: Isaac, Luke, and Tommy.



Coach Gdowski and his wife, Sam, with their three sons: Issac, Luke and Tommy.

More on Coach Gdowski...

HOMETOWN: Fremont, Neb.

EDUCATION: Bachelor's: Business Administration, Nebraska, 1990

Master's: Education Administration, Nebraska, 1996

COLLEGIATE COACHING CAREER:

| | |
|-----------|---|
| 2014-15 | Vanderbilt - Recruiting Coordinator/Tight Ends Coach |
| 2008-13 | Ohio - Assistant Head Coach/co-Offensive Coordinator/Quarterbacks Coach |
| 2005-07 | Ohio - Quarterbacks Coach |
| 2003-04 | New Mexico State - Assistant Head Coach/Offensive Coordinator |
| 1998-2002 | New Mexico State - Quarterbacks Coach/Recruiting Coordinator |
| 1996-97 | South Dakota State - Offensive Coordinator |
| 1994-95 | South Dakota State - Quarterbacks and Wide Receivers Coach |
| 1991-93 | Nebraska - Graduate Assistant (Offense) |

COACHING STAFF



Former National Football League receiver and Ivy League coach Cortez Hankton is in his first year on the Vanderbilt staff. He coaches wide receivers.

Hankton, a six-year NFL veteran out of Texas Southern University, spent the last three years mentoring wide receivers at Dartmouth University, helping the Big Green to a 20-10 overall record, including a 8-2 mark in 2014.

In 2014, Hankton's receivers helped the Dartmouth offense average 31.3 points and 248.1 passing yards. His top receiver, Ryan McManus, earned All-Ivy League honors after catching 68 passes for 879 yards and eight touchdowns.

Hankton's produced an All-Ivy caliber receiver all three years at Dartmouth. In 2012, senior Michael Reilly earned first-team recognition with McManus receiving honorable mention. In 2013, Big Green receiver Bo Patterson was an Ivy League honorable mention recipient.

Signed as an undrafted rookie free agent in April of 2003 by the Jacksonville Jaguars, Hankton proceeded to play in all 16 games as a rookie, catching 17 passes for 166 yards. In his four years with the Jaguars, he caught 34 passes for 310 yards and a pair of touchdowns, both of which came in his sophomore campaign in 2004. Hankton signed with the Minnesota Vikings in 2007 and spent the entire 2008 season on the injured reserve with the Tampa Bay Buccaneers.

After being released at the conclusion of training camp in 2009,



Hankton signed with the New York Sentinels of the UFL. The following year he played for the Florida Tuskers and head coach Jay Gruden, earning a nomination for the league's Offensive Player of the Year. The Tuskers then moved to Virginia for the 2011 season, and Hankton was a part of a squad that won the league championship.

Hankton joined Dartmouth in 2012 by way of University of Central Florida, where he spent three months working as a volunteer assistant of player personnel. In that role, he helped formulate recruiting priorities and travel plans, plus evaluated prospective student-athletes and broke down film of recruits. From 2008-10, Hankton also has spent time training draft-eligible athletes for the NFL combines with Tom Shaw

Performance Training Camps. In early 2010, he also served as non-paid receiver coach at Dr. Phillips High School in Orlando.

Hankton received his bachelor's in business administration from Texas Southern in 2002, where he set school season and career records for receiving yards. A four-year starter and two-year starter, Hankton culminated his collegiate career by being named as a Division I-AA third-team All-America by the Associated Press.

A native of New Orleans, Hankton is the son of Cortez Sr. and Sherome Hankton, both officers in the New Orleans Police Department. Hankton was a standout athlete and multi-year starter at St. Augustine High School in New Orleans.

Hankton and his wife, the former Shon Holder, were married last July.

Coach Hankton and his wife, Shon.



More on Coach Hankton...

HOMETOWN: New Orleans, La.


EDUCATION: Bachelor's: Business Administration,
Texas Southern, 2002

COLLEGIATE COACHING CAREER:

2015 Vanderbilt - Wide Receivers Coach

2012-14 Dartmouth - Wide Receivers Coach

COACHING STAFF



Keven Lightner enters his second season at Vanderbilt as offensive line coach.

In 2014, Lightner mentored a front that included offensive captain Joe Townsend at center, guards Spencer Pulley and Jake Bernstein, and tackles Andrew Jelks and Will Holden.

Lightner and Derek Mason have known each other for more than a decade, working together previously at Ohio University and New Mexico State.

Before joining Vanderbilt, Lightner spent nine seasons coaching the offensive line at Ohio where 13 linemen earned All-Mid-American Conference accolades. In 2013, the New York Giants took guard Eric Herman in the seventh round of the NFL Draft. He was the first Ohio offensive lineman to be drafted since 1972.

In 2012, Lightner's line paved holes for running back Beau Blankenship, who rushed for a school record 1,604 yards and 15 touchdowns. During his time at Ohio, Lightner saw the Bobcats set single-season records for total offense, scoring, yards per game, passing, touchdowns, completions, first downs and plays. The Bobcats also won the MAC East title three times and played in six bowls.

Prior to working at Ohio, he spent two seasons at New Mexico State, where Mason was the wide receivers coach in 2004.

Together, Lightner and Mason helped New Mexico State lead the Sun Belt Conference in passing and total offense, and ranked second in scoring



offense. In 2003, the Aggies ranked 12th nationally in rushing offense and led the Sun Belt. Lightner's top pupils with the Aggies was Outland Trophy candidate Steve Subia and six-year NFL veteran Nick Cole.

Lightner coached the offensive line and served as co-offensive coordinator at Western Kentucky for the 2001 and 2002 seasons. In two years, the Hilltoppers were 20-7 overall, made the I-AA playoffs twice and won the 2002 national championship. Lightner coached three All-Americans and five all-league players at WKU.

Lightner served as an assistant coach at Division II Nebraska-Omaha for three seasons (1998-2000). The Mavericks won their conference and made the playoffs twice. Lightner also coached two-time All-American guard Chris Bober, who played seven seasons in the NFL.

Prior to UNO, he also served as an assistant coach for two years at Division II Northern (S.D.) State, where he helped the Wolves produce their first 1,000-yard rusher in 25 years.


Before coaching at the college ranks, Lightner spent five years at two Nebraska high schools (Lincoln Northeast and Hastings) coaching the offensive and defensive lines.

Lightner played collegiately at Nebraska, where he earned first team All-Big Eight honors as an offensive tackle in 1987 and participated in the 1988 Hula Bowl. He briefly played professionally in three leagues - the NFL (Tampa Bay Buccaneers, 1988), the CFL (Hamilton Tiger Cats, 1990) and World League of American Football (Montreal Machine, 1991-92).

A native of Hastings, Neb., Lightner earned a bachelor's in secondary education from Nebraska in 1996.

He and wife, Erin, are the parents of a daughter, Alexis, and son, Kade.

Coach Lightner with his daughter, Alexis, and son, Kade.



More on Coach Lightner...

HOMETOWN: Hastings, Neb.

EDUCATION: Bachelor's: Secondary Education, Nebraska, 1996

COLLEGIATE COACHING CAREER:

2014-15 Vanderbilt - Offensive Line Coach

2006-13 Ohio - Offensive Line Coach


2003-05 New Mexico State - Offensive Line Coach

2001-02 Western Kentucky - Co-Offensive Coordinator/Offensive Line Coach

1998-2000 Nebraska-Omaha - Offensive Assistant

1996-97 Northern State - Offensive Line Coach/Tight Ends Coach

COACHING STAFF



Frank Maile enters his second year on the Commodore staff, contributing his efforts as defensive line coach.

In 2014, Maile directed the Commodore defensive line from a 4-3 formation to 3-4 scheme. Vince Taylor, who moved to nose tackle in the 3-4 alignment, and versatile tackle-end Adam Butler put together their finest years under Maile.

Before joining Derek Mason's staff, Maile served six seasons at his alma mater, Utah State. In Maile's last three years, the Aggies enjoyed virtually unparalleled success, playing in third straight postseason games for the first time in school history and compiling a 28-13 record over the span.

In 2013, Maile's defensive line helped Utah State to a 9-5 overall record, capped by a 21-14 victory over No. 24 Northern Illinois and Heisman Trophy candidate Jordan Lynch in the Poinsettia Bowl. The USU unit held NIU's high-powered offense in check, and limited Lynch to just 39 rushing yards.

Utah State's 2013 defense ranked seventh in the nation in scoring defense (17.1 pts.), 8th in rushing defense and 12th in total defense.

During the 2012 season, Maile helped Utah State's defense rank first in the Western Athletic Conference and seventh in the nation in scoring defense and sixth nationally in sacks. The unit also paced the WAC in total defense, passing defense and pass efficiency defense, and ranked second in the conference in rushing defense.

Utah State's 2012 defense also led the WAC and ranked second in the nation in red zone efficiency after allowing just 13 touchdowns and 15 field goals on 44 trips inside the 20-yard line.

In 2012, Maile coached three linemen to All-WAC honors: senior Al Lapuaho, redshirt freshman Jordan Nielsen and junior Connor Williams.

As a senior in 2012, Lapuaho finished with 35 tackles, 4.5 tackles for loss and 3.0 sacks. Nielsen finished with 5.0 sacks and 6.5 tackles for loss. Nielsen had 4.5 sacks and blocked two kicks during the year. Williams ended the 2012 campaign with a team-high six sacks.



During the 2011 season, Maile helped Utah State's defense end the year ranking first in the WAC in total defense, second in the conference in rushing defense and tackles for loss, and third in the league in pass efficiency defense and quarterack sacks.

In 2011, Maile coached senior defensive end Levi Koskan who earned second-team All-WAC honors after finishing the year with 27 tackles, 10.0 tackles for loss and a team-best 5.5 sacks, as well as six quarterback hurries. Overall, Koskan ranked eighth in the WAC in sacks and 12th in tackles for loss. Maile also coached Quinn Garner and Lapuaho that season, with both contributing 31 total tackles.

Prior to joining the Aggies as a full-time position coach, Maile spent two years as a strength and conditioning graduate assistant at Utah State.

Maile was a standout defensive lineman for the Aggies from 2004-07, enjoying 21 career games. He was a senior co-captain, finishing his career with 19 tackles for loss among 71 total stops. He also earned his bachelor's in interdisciplinary studies and his master's in education from Utah State.

A native of West Valley City, Utah, Maile was a first-team all-state defensive lineman at Alta (Utah) High School. He went on an LDS Church Mission to the Dominican Republic from 2001-03.

Maile, and his wife, Heather, are the parents of three sons, Maximus, Samson and Titan, and a daughter, Cecilia.

Coach Maile and his wife, Heather, with their daughter, Cecilia, and three sons, Maximus, Samson and Titan.



More on Coach Maile...

HOMETOWN: West Valley City, Utah

EDUCATION: Bachelor's: Interdisciplinary Studies, Utah State, 2008

Master's: Education, Utah State, 2010

COLLEGIATE COACHING CAREER:

2014-15 Vanderbilt - Defensive Line Coach

2011-13 Utah State - Defensive Line Coach

2009-10 Utah State - Defensive Graduate Assistant

COACHING STAFF



MARC MATTIOLI

Safeties

Former Stanford assistant Marc Mattioli enters his first year on the Commodore staff as safeties coach.

Mattioli, a former four-year letterwinner at Rhodes (Tenn.) College, joins the Vanderbilt staff after serving three years at Stanford, including two seasons with Mason as a defensive graduate assistant.

Mattioli was a defensive quality control assistant for the Cardinal secondary in 2014, focusing his efforts on the Stanford secondary. In 2012-13, he served as a defensive graduate assistant at Stanford, helping Mason as a defensive backs and safeties mentor.

In 2014, Stanford finished second nationally in scoring defense, third in total defense, and eighth in passing defense. The Cardinal did not allow a touchdown pass in five games, and permitted just one score via the pass in four other games. The Stanford also produced as many interceptions (12) as touchdown passes.

The 2014 Cardinal secondary was led senior strong safety Jordan Richards with three interceptions and three forced fumbles. A first team All-Pac 12 selection as a senior, Richards also was awarded the 2014 National Football Foundation's Scholar-Athlete Award. Richards finished with nine career interceptions.

Mattioli also worked with highly ranked Stanford defenses as a graduate



assistant in 2012 and 2013. The Cardinal ranked 10th nationally in scoring defense during a run to the Rose Bowl in 2013, and led the Pac-12 in scoring defense and total defense 2012 campaign that included another Rose Bowl appearance and conference title.

Mattioli has strong ties to the South. Prior to joining the Stanford staff, Mattioli served two seasons as the defensive line coach for LaGrange (Ga.) College.

Mattioli played tight end as a freshman at Rhodes College before transitioning to the defensive line for his final three campaigns. He served as team captain as a senior in 2008, and was part of the 2006 Rhodes defense that ranked fifth nationally.

He earned Southern Collegiate Athletic Conference All-Academic honors four times. Mattioli was the National Foundation and College Hall of Fame Outstanding Student-Athlete Award recipient for Rhodes and was

an all-SCAC choice in 2006 and 2008.

Mattioli was a standout athlete at Roswell (Ga.) H.S., starting at tight end and linebacker.

Mattioli graduated from Rhodes with a bachelor's in political science. He earned a master's from LaGrange College and worked toward a postgraduate degree in liberal arts from Stanford.

More on Coach Mattioli...

HOMETOWN: Roswell, Ga.
EDUCATION: Bachelor's: Political Science, Rhodes College, 2009
COLLEGIATE COACHING CAREER:
 2015 Vanderbilt - Safeties
 2014 Stanford - Quality Control (Defense)
 2012-13 Stanford - Graduate Assistant (Defense)
 2010-11 LaGrange (Ga.) College - Defensive Line



COACHING STAFF

BRETT MAXIE

Cornerbacks

Brett Maxie enters his second year on Vanderbilt's defensive staff. He will coach cornerbacks in 2015 after serving as secondary coach during his first year.

In 2014, Maxie guided a youthful Commodore secondary that lacked any returning starters. The unit improved and developed chemistry with each game under Maxie's direction.

Maxie joined Vanderbilt after serving two years in a similar role with the crosstown Tennessee Titans and 16 seasons in the NFL.

In 2013, Maxie coached an improved Titans' defensive backfield paced by cornerback Alterraun Verner, who earned All-Pro recognition for the first time after recording a career-high five interceptions. In 2012, another young Titan cornerback, Jason McCourty, posted four interceptions as the Tennessee defense ranked seventh in the NFL with 19 interceptions.

Maxie joined Tennessee after four seasons as secondary coach for the Dallas Cowboys, working for noted defensive coordinators Wade Phillips and Rob Ryan. In 2008, Maxie's secondary helped the Cowboys rank fifth in the NFL in passing defense. One of Maxie's leading players in Dallas, cornerback Terence Newman, totaled 16 interceptions during the four-year tenure in Dallas. Another cornerback, Mike Jenkins, earned Pro Bowl honors in 2009.



In 2007, Maxie mentored the Miami Dolphins secondary under coordinator noted Dom Capers. The Dolphins produced the NFL's fourth-best passing defense that year, limiting opponents to 188.7 passing yards per game.

During his tenure in Atlanta, Maxie helped cornerback DeAngelo Hall develop into a two-time Pro Bowler. The 2004 season saw the Falcons secondary register a club-record five touchdowns, including four via interception returns.

Prior to working in Atlanta, Maxie worked with the San Francisco 49ers from 1999 to 2003, including three seasons as the assistant secondary coach and the final two years as secondary coach. From 2001-03, Maxie's 49er secondary totaled 66 interceptions - the third highest number in the NFL during that time.

His first NFL coaching job came in 1998 as a quality control coach with the Carolina Panthers.

Maxie started a distinguished 13-year NFL playing career as an undrafted safety from Texas Southern, signing with the New Orleans Saints. He played in 153 NFL games, earning 104 starts, and recording 23 interceptions and three touchdowns. Maxie played nine seasons (1985-93) with the Saints, one year in Atlanta (1994), two years in Carolina (1995-96) and finished his career with one year in San Francisco (1997).

At Texas Southern, he earned his degree in biology and was a member of Phi Beta Sigma Fraternity, Inc.

Maxie and his wife, Angela, have two sons, Brett and Adam, and two daughters, Maya and Olivia.



The four children of Brett and Angela Maxie: sons Brett and Adam, and daughters Maya and Olivia.

More on Coach Maxie...

HOMETOWN: Dallas, Texas

EDUCATION: Bachelor's: Biology, Texas Southern, 1985

COLLEGIATE/NFL COACHING CAREER:

| | |
|---------|---|
| 2014-15 | Vanderbilt - Defensive Secondary |
| 2012-13 | Tennessee Titans (NFL) - Defensive Backs Coach |
| 2008-11 | Dallas Cowboys (NFL) - Defensive Backs Coach |
| 2007 | Miami Dolphins (NFL) - Secondary/Safeties Coach |
| 2004-06 | Atlanta Falcons (NFL) - Defensive Backs Coach |
| 2002-03 | San Francisco 49ers (NFL) - Defensive Backs Coach |
| 1999-01 | San Francisco (NFL) - Assistant, Defensive Secondary |
| 1998 | Carolina Panthers (NFL) - Quality Control/Defensive Backs |

STRENGTH STAFF



JAMES DOBSON

Head Strength Coach



Former University of Nebraska conditioning coordinator James Dobson is the head strength coach of the Vanderbilt football team.

Hired Dec. 22, 2014, Dobson oversees all aspects of the Vanderbilt strength and conditioning program for football, which includes winter conditioning, summer workouts and in-season training.

Dobson, a native of Mt. Horeb, Wis., spent the last seven years guiding Nebraska's conditioning programs under former Cornhusker football head coach Bo Pelini. In Dobson's tenure, Nebraska was one of three teams nationally, joining Alabama and Oregon, to post at least nine wins every year.

The 2014 Nebraska squad, ranked No. 22 by the coaches and No. 25 by the Associated Press, faced Southern California in the Holiday Bowl. The Huskers made a post-season bowl appearance every year in Dobson's tenure. Utilizing Dobson's strength program, the Huskers were regarded among the nation's most outstanding fourth quarter teams. In 2014, the Huskers outscored opponents by a remarkable 119-62 margin. Nebraska also scored more fourth-quarter points by its foes in 2008 (155-52), 2009 (96-32), 2010 (64-53) and 2012 (101-82).

In 2014, Dobson's conditioning program helped the Nebraska offense average 37.4 points, 248.2 rushing yards and 446.2 total yards. Dobson's



efforts also produced a tenacious Nebraska squad. The Huskers were known for producing remarkable comeback victories in recent years, including four such wins during the 2012 season and a thrilling 37-34 overtime victory over Iowa in the 2014 regular season finale.

Prior to Nebraska, Dobson spent nine years with the Iowa Hawkeye football program. He was in Iowa City during one of the most successful periods in school history. Iowa appeared in bowl games in six seasons and won 38 games from 2002 to 2005.

Dobson has had a history of working with some of the top college football players in the country over the past decade. Top pupils Dobson has worked with include running back Ameer Abdullah, defensive tackle Ndamukong Suh, cornerback Prince Amukamara and linebacker Lavonte David at Nebraska along with safety Bob Sanders, tight end Dallas Clark, offensive tackle Robert Gallery and linebacker Chad Greenway at Iowa.

In addition to his experience at Iowa, Dobson worked for two years as an assistant strength and conditioning coach at Southern Methodist.

Dobson attended the University of Wisconsin, where he earned a bachelor's in kinesiology in 1996. He earned a master's of science and administration degree from Central Michigan in 2004.

In 2012, Dobson was one of 15 strength and conditioning coaches certified as a Master Strength and Conditioning Coach by the Collegiate Strength and Conditioning Coaches Association.

Dobson and his wife, Rebecca, have a son, Colton, and a daughter, Elise.

Coach Dobson and his wife, Rebecca, with their daughter, Elise, and son, Colton.



More on Coach Dobson...

HOMETOWN: Mt. Horeb, Wisc.


EDUCATION: Bachelor's: Kinesiology, Wisconsin, 1996

Master's: Science & Administration, Central Michigan, 2004

COLLEGIATE/NFL COACHING CAREER:

| | |
|-----------|----------------------------------|
| 2015 | Vanderbilt - Head Strength Coach |
| 2008-14 | Nebraska - Head Strength Coach |
| 1999-2007 | Iowa - Assistant Strength Coach |
| 1997-98 | SMU - Assistant Strength Coach |

STRENGTH STAFF



Tyler Clarke

Role: Assistant Director, Strength Staff

Year on Staff: 1st

Alma Mater: Iowa, 2005

Tyler Clarke enters his first year with the Vanderbilt strength staff. He serves as assistant director of the strength staff, assisting Head Strength Coach James Dobson with all aspects of Commodore football conditioning, including winter and summer workouts, and in-season preparation.

Clarke comes to Vanderbilt after serving seven seasons as an assistant strength coach for the University of Nebraska football program in 2014. Prior to joining Nebraska, Clarke spent three seasons as an assistant strength and coach at the University of Iowa. Previously, Clarke served as a student assistant with the Hawkeye strength and conditioning staff while working toward his degree.

He earned his bachelor's in health and sports studies from Iowa in 2005 and his master's in administration from Central Michigan in 2008. He is a certified strength and conditioning specialist through the Collegiate Strength and Conditioning Coaches Association.

Clarke and his wife, Oxana, are the parents of a 1-year-old child, Aleksandr.



Ben Schumacher

Role: Assistant, Strength Staff

Year on Staff: 1st

Alma Mater: Concordia Univ., 2008

Ben Schumacher is in his first year at Vanderbilt, serving as an assistant to Head Strength Coach James Dobson. Schumacher assists Dobson with all aspects of the Vanderbilt football program, including winter conditioning, summer workouts and in-season training.

Schumacher joins Vanderbilt after spending 2014 season with Dobson working with the University of Nebraska football program as an assistant strength coach. Schumacher came to Lincoln after working with the University of Minnesota football team in 2013.

Previously, Schumacher spent two seasons at Harvard where he aided the Crimson to an Ivy League football title as well as an Ivy League Player of the Year in women's lacrosse. Schumacher also served as the head strength coach for nine Division I sports in Cambridge.

Schumacher earned his bachelor's in kinesiology at Concordia-St. Paul in 2008 and completed his master's in applied health science from Northwest Missouri State.

Schumacher and his wife, Kayla, live in Nashville.



Cedric Calhoun

Role: Assistant, Strength Staff

Year on Staff: 2nd

Alma Mater: Morehouse College, 1995

Cedric Calhoun enters his second year in the Commodore strength and conditioning program.

Calhoun served as defensive line coach at Florida International from 2010-12, helping the Panthers to the 2010 Sun Belt Conference title and two postseason bowls.

Prior to joining FIU, Calhoun coached the Dartmouth defensive line for four seasons (2006-09) and Alabama A&M defensive line from 2002-05.

Among Calhoun's top players were Robert Mathis of Alabama, the 2002 SWAC Defensive the Player of the Year and veteran defensive end who just finished his 10th season with the Colts, and FIU end Tourek Williams, selected in the sixth round of the 2013 draft by San Diego.

Calhoun began his coaching career at Idaho State in 1997, serving as head conditioning coach and defensive assistant. He later served as a defensive line coach at alma mater, Morehouse, from 1998-2001. Calhoun earned a bachelor's from Morehouse. He is the father of two daughters, Olusade and Adejola.

FOOTBALL ADMINISTRATION



Kevin COLON

Role: Associate Athletics Director

Year on Staff: 17th

Alma Mater: Iowa State, 1987

Kevin Colon enters his sixth year with administrative oversight of the football program.

A veteran of the Vanderbilt Athletics Department, Colon serves as Associate Director of Athletics. Colon's responsibilities also include overseeing the Commodore baseball and women's bowling programs.

In the last two seasons, the Commodore football program has enjoyed unprecedented modern-day success, registering a 18-8 overall record capped by a pair of postseason bowl victories.

In 2011, 2013 and 2014, Colon directed Vanderbilt's hosting of the NCAA baseball regionals and super regionals.

On two occasions, Colon has served as the Commodores' official NCAA liaison at the College World Series, including last June when Vanderbilt captured its first national championship ever by a men's program. He also guided Vanderbilt's contingent at the 2011 CWS.

A 17-year veteran of the department, Colon administered women's indoor and outdoor track and field, men's and women's cross country, women's swimming program and baseball prior to the 2010-11 fiscal year when he was promoted to the current role.

Colon came to Vanderbilt in 1998 to organize and direct the CHAMPS/Lifeskills program on campus. As Lifeskills director, Colon directed student-athletes into an expanded role in giving back to Nashville area community efforts, focusing on mentoring local inner-city elementary school students and greater involvement in Nashville-based non-profits.

More than a decade later, the Lifeskills program continues as the primary community outreach arm for student-athletes attending Vanderbilt.

Prior to joining Vanderbilt, Colon served two years as Assistant Director of Student Services and academic advisor at Kansas State.

Colon was a two-year starter in the Iowa State defensive secondary in the mid-1980s.

Colon earned an undergraduate degree in communications at Iowa State in 1987. He later earned a master's in higher education at Toledo.

Colon is married to the former Terri Fortenberry. He has a son, DuBois.



Kevin Colon and his wife, Terri.



Jason GROOMS

Role: Assistant Athletics Director - Football Operations

Year on Staff: 2nd

Alma Mater: Ohio, 2001

Jason Grooms enters his second season at Vanderbilt as director of football operations. He was promoted to the assistant AD role this July.

When he joined the Commodore staff in 2014, Grooms rekindled a working relationship with Head Coach Derek Mason that dates back a decade. In 2005, Grooms and Mason worked together at Ohio University: Grooms as director of football operations; Mason was wide receivers coach.

At Vanderbilt, Grooms has completed a graphic makeover of football offices, meeting rooms, weight room and public hallways, helped create a summer internship effort for student-athletes, initiated the player development program. He also oversees the program's Gridiron Club, organizes the annual Commodore alumni golf outing, and coordinates all newsletters.

Grooms serves as second vice president of the directors of football operations membership within the American Football Coaches Association. He is tapped to be in charge of the 2016 AFCA-DFO clinic.

Grooms was promoted to Ohio's assistant athletic director for football operations in 2012 after serving six years as director of operations. At Ohio, Grooms was responsible for monitoring and maintaining team budget, team travel, roster management, on-campus recruiting, camps, scout visits and Pro Day, finalizing future schedules, and coordinating player development.

Grooms oversaw six major facility renovation projects at Ohio. He also established a fundraising plan and designed an extensive locker room renovation completed in 2015.

During Grooms' tenure, Ohio played in six bowl games and three MAC championship games under Frank Solich. In 2013, Grooms was named 2013 Director of Football Operations of the Year by FootballScoop.com.

Prior to joining Ohio, Grooms spent the 2004 season at Elon, serving as linebacker coach/recruiting coordinator. Grooms spent the 2003 season as outside linebackers coach and video coordinator at East Tennessee State.

A Frankfort, Ohio native, Grooms began his career at Ohio as a student assistant from 1997-01. After graduating, Grooms joined former Ohio coach Jim Grobe at Wake Forest as a graduate assistant, working with the Demon Deacon defense in 2001-02.

Grooms graduated from Ohio in 2001 with a bachelor's in sports sciences. He earned a master's in recreation and sports sciences from Ohio in 2011.

Grooms and his wife, Emily, attended the same high school, and both are graduates of Ohio University. They are the parents of two sons: Jackson, 11, and Hayden, 8; and a daughter, Scarlett, 5.



Grooms and his wife, Emily, with their sons, Jackson and Hayden, and daughter, Scarlett Josephine.

FOOTBALL STAFF



Tyler BARNES

Role: Director of Player Personnel
Year on Staff: 3rd
Alma Mater: Iowa, 2009

Tyler Barnes is in his third season at Vanderbilt and second as director of player personnel. He came to Vanderbilt in 2013 as co-recruiting coordinator.

Prior to joining Vanderbilt, Barnes spent more than six years as a student assistant, graduate assistant and administrative assistant at Iowa. In his last position with the Hawkeyes, Barnes served in an administrative assistant role, focusing on football recruiting and operations.

Barnes started with the Iowa program in 2008, and became the Hawkeye student assistant the following year, helping Iowa coaches in various ways, including compiling statistical and recruiting information, and operating on-campus football clinics and camps. He became an Iowa graduate assistant in 2010, serving in that role until being promoted in 2012.

During Barnes' tenure at Iowa, the Hawkeyes won the 2010 BCS Orange Bowl over Georgia Tech, beat Missouri in the 2010 Insight Bowl, and made a return engagement to the 2011 Insight Bowl. The Hawkeyes produced 19 NFL draft picks during Barnes's tenure, the most of any Big Ten school. The recent list of Hawkeye draftees includes three first-rounders: offensive tackle Bryan Bulaga in 2010, defensive end Adrian Clayborn in 2011, and offensive tackle Riley Reiff in 2012.

Barnes earned his bachelor's from Iowa in 2009 with a double major in finance and sports studies. He earned a master's from Iowa in recreation and sports management in 2011.

Barnes is married to the former Joanne Ferentz.



Al Smith

Role: Director of Player Development
Year on Staff: 1st
Alma Mater: Utah State, 1987

Former NFL All-Pro linebacker and front office executive Al Smith is in his first year as the program's Director of Player Development.

Smith played linebacker for the Houston Oilers-Tennessee Titans franchise from 1987 to 1996, then advanced into several administrative roles with the Titans after retirement. He joined Vanderbilt in March 2014.

Smith provides mentorship to Commodore football student-athletes, serves as a liaison between the players for academic/campus support, oversees the program's summer internship program, and assists newly signed recruits with transitioning to campus. He is the team's liaison to NFL personnel and active player parents.

Smith joined Vanderbilt after serving five years as Tennessee chapter president of the NFL Alumni Association. He also served as director of Special Markets for Nashville-based School of the Legends from 2009-12.

Smith played and later worked for the Oilers and Titans over a 20-year span, starting in 1987 as a linebacker selected by the Oilers in the sixth round out of Utah State. He played 10 years with the franchise, then moved into several key front office capacities, including 1998-2007.

Smith earned a bachelor's in sociology from Utah State in 1987, and completed a master's from Tennessee State in 2003.

Smith and his wife, Katrina, are the parents of two daughters, Courtney and Coryn, and a son, Christian.



Rayna STEWART

Role: Director of High School Relations
Year on Staff: 1st
Alma Mater: Northern Ariz., 1996

Rayna Stewart, a former National Football League player and high school coach and teacher, enters his first year as Vanderbilt's Director of High School Relations.

A former NFL player who has taught and coached at high schools in Middle Tennessee, Stewart will serve as a liaison between Vanderbilt coaches and high school coaches, assist Director of Player Personnel Tyler Barnes, organize official and unofficial recruiting visits, and coordinate all Vanderbilt-affiliated coaches' clinics and camps.

Stewart joined Vanderbilt after two years as a teacher and head coach at Nashville's Whites Creek H.S. in Nashville. He also served as a teacher-coach at Battle Ground Academy in nearly Franklin two years previously.

Stewart enjoyed a five-year NFL career. He contributed as a defensive back and on special teams for Houston-Tennessee (1996-97), Miami (1998) and Jacksonville (1999-2000).

Stewart has coached in the collegiate and professional ranks. He served as a graduate assistant at Northwestern University under Pat Fitzgerald from 2007-09, and as a defensive quality control coach with the Tennessee Titans under Jeff Fisher from 2009-11. He also has football-related experience as an athletic director-head coach at Chicago (Ill.) Hope Academy (2005-06) and as assistant coach at Centennial (Tenn.) H.S. (2001-04).

Stewart was a two-time All-America cornerback at Northern Arizona University. He was selected by Houston in the fifth round of the 1996 NFL draft.

Stewart earned a bachelor's in advertising from Northern Arizona, and master's in education administration from Tennessee State.

Stewart and his wife, Sonia, have four children: ShaRae, Tre, Mycah and Jadyn. His wife is an executive principal in the Nashville school system, and earned her doctorate of education from Vanderbilt's Peabody College.



Matt BRITAIN

Role: Assistant Director of Football Operations
Year on Staff: 2nd
Alma Mater: Ohio, 2012

Matt Britain enters his second year on the Vanderbilt staff, serving as assistant director of football operations.

A native of Kennesaw, Ga., Britain assists Director of Football Operations Jason Grooms with the daily management of the Vanderbilt football program, including team travel, housing and special activities.


Britain was a student-athlete on the Ohio University football squad, playing offensive line for the Bobcats from 2008-10.

After injuries shortened his playing career, Britain continued with the Ohio program, serving as a student manager, facility and event operations assistant and football operations assistant from 2010 to June 2013.

At Ohio, he worked with Grooms directly, assisting in the planning, coordination and project development of all day-to-day operations. During his association with the Bobcats, Ohio enjoyed plenty of success, playing in four consecutive bowl games and earning back-to-back postseason wins in 2011-12.

Britain earned a bachelor's in sports management from Ohio in 2012.

GRADUATE ASSISTANTS



**Kevin
ABRAMS**

Role: Graduate Assistant - Offense

Year on Staff: 1st

Alma Mater: Illinois, 2013

Kevin Abrams enters his first year at Vanderbilt. He will contribute as an offensive graduate assistant, and also help with special teams.

A native of St. Louis, Abrams joins the Commodores after working the 2014 season in quality control at the University of Buffalo.

Abrams participated as a student assistant for the University of Illinois football program all four years as an undergraduate. He assisted Illini special team coaches from 2009-12, then worked in special teams quality control at Illinois during the 2013 season.

As a prep athlete, Abrams earned varsity letters in football and track at John Burroughs School in St. Louis.

Abrams earned a bachelor's in finance from Illinois in 2013 and is working toward a master's in higher education administration.



**Tate
BENTON**

Role: Graduate Assistant - Offense

Year on Staff: 1st

Alma Mater: Mississippi State, 2014

Tate Benton enters his first year with the Vanderbilt program, serving as an offensive graduate assistant.

Benton joins the Commodores after serving two seasons as an undergraduate assistant at Mississippi State under head coach Dan Mullen. Working as a secondary aide with coordinator Geoff Collins, helping the Bulldogs to a 17-9 overall record and 10-3 campaign in 2014.

A native of Searcy, Ark., Benton played wide receiver at Harding Academy before moving to Jackson, Tenn., where he graduated from Jackson Christian School.

Benton attended Union University in Jackson for two years before transferring to Mississippi State. He completed a bachelor's degree in history from MSU in 2014. He is enrolled in graduate studies on campus.



**Ryan
ANDERSON**

Role: Graduate Assistant - Defense

Year on Staff: 3rd

Alma Mater: Presbyterian, 2009

Ryan Anderson begins his third year as a defensive graduate assistant.

In Anderson's first year, the 'Dore defense ranked among the NCAA top 25 units in several categories, including total defense and pass defense.

A former Presbyterian College linebacker, Anderson came to Vanderbilt in 2013 after serving as a defensive line coach at Reinhardt (Ga.) University. During the 2010-11 campaigns, he worked at Cumberland (Tenn.) University as linebacker coach and recruiting coordinator.

Anderson's first coaching role came at E.C. Glass H.S. in Lynchburg, Va., where he mentored linebackers and tight ends in 2009.

Anderson earned a bachelor's in psychology from Presbyterian in 2009. He is working toward a master's at Vanderbilt's Peabody College.

Anderson is married to the former Ashley Cook.



**Chris
MARVE**

Role: Graduate Assistant - Defense

Year on Staff: 2nd

Alma Mater: Vanderbilt, 2011

Chris Marve, a former standout linebacker at Vanderbilt, enters his second year on the staff. After serving as a quality control assistant in 2014, Marve moves into a defensive graduate assistant role this year.

From 2008-11, the Memphis native became one of the all-time leaders in several Vanderbilt defensive statistics, including No. 8 in total tackles (397) and No. 6 in tackles for loss (29.5).

Marve also has the distinction of earning all-conference honors after all four seasons. He was a three-time coaches' All-Southeastern Conference linebacker after earning SEC All-Freshman recognition in 2008.

Marve completed undergraduate degrees in sociology and human & organizational development from Vanderbilt in 2011. He is working toward a master's from Peabody College.

Marve is married to the former Lauren Dillard. His wife has earned undergraduate and postgraduate degrees from Vanderbilt.



FOOTBALL STAFF



Ryan BLAKNEY

Role: Quality Control - Offense
Year on Staff: 1st
Alma Mater: San Diego State, 2013

Ryan Blakney enters his first season on the Vanderbilt staff. He will assist the Commodore offense in a quality control position.

A native of San Diego, Blakney comes to Nashville from the University of Wisconsin where he worked under Andy Ludwig, who was named offensive coordinator at Vanderbilt after the 2014 season.

At Wisconsin, Blakney contributed to one of the nation's most productive offenses. Paced by record-breaking running back Melvin Gordon, the Badgers averaged 34.6 points and 320.1 rushing yards in 2014.

In 2013, Blakney worked in offensive quality control at San Diego State. He also served as a student assistant at the school from 2011-12.

From 2008-10, Blakney was a coach at Union Mine (Calif.) H.S.

Blakney graduated from SDSU in 2013 with a bachelor's in kinesiology with an emphasis on physical education.



Rod CHANCE

Role: Quality Control - Defense
Year on Staff: 4th
Alma Mater: Rhode Island, 2005

Rod Chance is in his fourth season with Vanderbilt. He has served as a defensive quality control during his Commodore tenure.

During Chance's tenure, the Commodores have experienced appearances in two postseason bowl games.

Prior to joining the Commodores, Chance spent several months as cornerbacks coach at the University of Rhode Island.

Chance also coached four seasons at Alpharetta (Ga.) H.S., serving as special teams coordinator and coach for defensive backs and receivers.

Chance was a four-year starter for the Rhode Island Rams from 2002-05. He finished his career with more than 100 tackles and 11 interceptions.



Mike MORITA

Role: Quality Control
Year on Staff: 2nd
Alma Mater: Idaho State, 1998

Mike Morita, former assistant at University of Albany (N.Y.), enters his second year with Vanderbilt, serving as an offensive quality control.

Morita, who played running back at Idaho State, worked eight years at Albany: seven at offensive line coach and one as tight ends/tackle coach.

Morita also has college experience as an offensive coordinator at Shaw University (2004-05), tight ends coach at Bucknell University (2000-03), and offensive line coach at Santa Barbara (Calif.) City College (2003).

Morita earned a bachelor's in elementary education from Idaho State and master's in education from Bucknell.

Football Support Staff



Tom BOSSUNG

Role: Head Athletic Trainer
Year on Staff: 17th
Alma Mater: Indiana State, 1990

Tom Bossung enters his 17th year as head athletic trainer for the team and director of the department's athletic training program.

Bossung enters his 20th year assisting Vanderbilt athletes. He came to campus as a graduate assistant in 1990, earning a master's in health promotion and exercise science in 1992.

After working a year at the Lipscomb Sports Therapy Center and serving two years as head athletic trainer at Tennessee State, he returned to Vanderbilt in 1995 to work with the men's basketball team. He moved to the football post in 1999.

Bossung, who received his bachelor's from Indiana State, is certified by the National Athletic Trainers Association, and licensed by the Tennessee Board of Medical Examiners.

Bossung served as president of the SEC Sports Medicine Committee from 2006-08.

Tom and his wife, Dee Dee, have two children: Ryan, 22; and Sarah, 18.



DR. WARNE FITCH
Head Team Physician



DR. HARRISON SHULL
Team Physician



ADAM CLEMENS
Assistant Athletic Trainer



MIYA SULLIVAN
Assistant Athletic Trainer



JUSTIN WENZEL
Assistant Athletic Trainer



KERRY WILBAR
Assistant Athletic Trainer



JOE WISNIEWSKI
Assistant Athletic Trainer

FOOTBALL STAFF



Larry LEATHERS

Position: Sports Information Director
Year on Staff: 15th

Larry Leathers enters his 15th year as the primary sports information director for the football program.

In 2012, the Vanderbilt Athletic Communications staff under Leathers' coordination was honored with "Super 11" status by the Football Writers Association of America (FWAA) for outstanding service. It marked the first time Vanderbilt was recognized for the national award.

Leathers oversees all media opportunities with Commodore coaches and student-athletes, serves as lead writer for annual guides and weekly game notes, and directs the program's gameday media relations responsibilities.



Chris SINGLETON

Position: Equipment Manager
Year on Staff: 15th

Chris Singleton enters his third year as equipment manager and 15th year overall with the Commodore football team. Singleton served as assistant equipment manager under Luke Wyatt for 12 years prior to being promoted in 2013.

Singleton handles the purchase and care of all football equipment used by the Commodores. He also supervises three assistants and a corps of student workers that contribute to the team's in-season equipment staff. He is certified by the Athletic Equipment Manager's Association.



Steven PARKS

Position: Assistant AD-Video Services
Year on Staff: 15th

Parks enters his 10th year with the Vanderbilt Video Production Department. He was promoted to assistant AD-Video Services in 2015, responsible for the array of day-to-day video needs for the team, and the department's Anchor Down Productions entity.

Parks joined the Vanderbilt Athletics' video production department in 2001, and was promoted as the department director in 2006. He earned a degree in mass communications from MTSU in 2004.



Ed HIGGINS

Position: Facilities & Game Operations Director
Year on Staff: 2nd

Higgins, a former assistant director at Vanderbilt University Medical Center, enters his second year as Director of Facilities and Game Operations.

Higgins is responsible for all grounds and facility operations during game-days on the Vanderbilt campus, and holds a variety of ongoing facility duties with the Commodore program.

Higgins comes to Vanderbilt Athletics after a decade as VUMC's Assistant Director of Outreach & Promotions. He also served as tournament director of the 2006 Franklin American Mortgage LPGA Tour event in nearby Franklin.

He earned two business degrees from Kentucky in 1994, and also holds a master's in sports administration from Ohio University in 2010.

Additional Football Support Staff



ANDREA CAIN
Assistant
Recruiting Coordinator



CHARLOTTE SIEGEL
Coach Mason's
Administrative Assistant




BEVERLY BROTHERS
Administrative
Assistant



KYLE PARKINSON
Assistant
Sports Information Director



STEPHEN CURITORE
Assistant Director,
Marketing



JOSH POHL
Football Video
Coordinator



LACEY BALLARD
Assistant Director,
Video Production



WES WHALEY
Assistant Director,
Video Production



ELIZABETH WRIGHT
Director,
Academic Support



EUGENE HENDERSON
Academic Advisor



MAX MARTIN
Academic Advisor



GARY VEACH
Assistant Equipment Manager



KEVIN KONSTABEL
Equipment Assistant



KEVIN FUHRER
Equipment Staff

THE PLAYERS



94 Torey AGEЕ

Defensive Line
Junior ★ 6-4 • 282
Opelika, Ala. ★ Opelika HS

Agee

2014 Participated in five games, playing defensive tackle in team's 3-4 scheme... Limited action came against Temple, Ole Miss, Georgia, South Carolina and Old Dominion... Struggled with injuries during latter part of season... Credited with four assisted tackles, including career-high three stops in opener vs. Temple.

2013 Saw action as reserve defensive tackle in eight games as a redshirt freshman... Finished the year with four total tackles... Made his collegiate debut vs. Austin Peay making two assisted tackles... Also added tackles at

Agee's Career Highs:

TOTAL TACKLES: 3, vs. Temple, 8/29/2014

Texas A&M and UAB.

2012 Agee redshirted during his first year on campus, working hard in the weight room to add bulk.

HIGH SCHOOL Two-year starter at DE for Alabama public school... Earned three varsity letters... Named All-Area DE honors as junior and senior... As a prep senior in 2011, produced 40 solo tackles, six tackles for loss and five quarterback sacks for squad that advanced to 5A state playoffs... Played in Alabama-Mississippi All-Star Game after senior campaign.

ACADEMICS Agee is working toward a degree in psychology. Agee is a 2013 and 2014 SEC Academic Honor Roll recipient.

PERSONAL Torey LeMarcus Agee... Son of Tommy and Anchylus Agee... Born March 8, 1994... Dad is assistant director of Opelika Parks & Recreation;

mom is kindergarten teacher... Has an older brother, Tyler, and younger sister, Angelic... Dad was a standout FB at Auburn and six-year NFL veteran, and was lead blocker for two of the top running backs in gridiron history, Bo Jackson and Emmitt Smith... Played the trombone in school symphonic band.

Agee's Career Defensive Statistics

| | TACKLES | SACKS | TFL | FF/FR | QBH |
|--------|---------|-------|-------|-------|-----|
| 2014 | 0-4-4 | 0.0-0 | 0.0-0 | 0/0 | 0 |
| 2013 | 1-3-4 | 0.0-0 | 0.0-0 | 0/0 | 0 |
| Career | 1-7-8 | 0.0-0 | 0.0-0 | 0/0 | 0 |



55 Caleb AZUBIKE

Defensive End
Senior ★ 6-4 • 260
Nashville, Tenn. ★ McGavock HS

2014 Azubike started at both outside linebacker and defensive end in Vanderbilt's 3-4 scheme as a junior... Earned seven starts - six at DE and one at OLB... Played in 11 of 12 games... Set single-season career high with 39 total tackles and matched another with four quarterback sacks... Contributed six tackles for loss and a pair of QB hurries... Opened the year in sensational fashion, posting two QB sacks against both Ole Miss and UMass... Also matched single-game career high with seven total tackles against Ole Miss and UMass... Also registered at least four tackles against Kentucky, Old Dominion and Missouri... Set single-game career with three tackles for loss in win over UMass... Nagging injuries limited production in team's closing three games.

2013 Azubike became one of the Commodores' top defensive linemen without earning a start... Part of five-player rotation at defensive end... Showed considerable improvement from start of season to closing stretch... Served as top reserve DE, seeing action in 10 games... Did not play against Tennessee, Wake Forest or BBVA Compass Bowl opponent Houston... Finished the regular season with 21 solo tackles and 31 total tackles, both career highs... Also topped the defense with 10 tackles for loss and shared the team lead with four quarterback sacks... Earned Southeastern Conference Defensive Lineman of the Week honors for superb performance in win at Florida - four tackles, two QB sacks, 2.5

Azubike's Career Highs:

TOTAL TACKLES: 7, (3x), most recently vs. UMass, 9/13/2014
SOLO TACKLES: 5, vs. Missouri, 10/5/2013
QB SACKS: 2, (3x), most recently vs. UMass, 9/13/2014
TACKLES FOR LOSS: 3.0, vs. UMass, 9/13/2014

tackles for loss, and a pair of hurries... Recorded career-best seven tackles, including two resulting in losses, against

Missouri... Contributed five tackles at South Carolina, and registered first sack of season vs. Austin Peay... Added two tackles, a defended pass and quarterback hurry in opener against Ole Miss.

2012 Azubike enjoyed one of the finest campaigns ever by a Commodore true freshman defensive end, earning SEC All-Freshman recognition from ESPN.com... Saw action in all 13 games, playing more snaps than any other Vanderbilt first-year player... Set team record for true freshmen with four quarterback sacks... Ended season with 15 solo tackles, 21 total tackles, 4.5 tackles for loss, two fumble recoveries and a pair of QB hurries... Played well in Music City Bowl win, earning three tackles and fumble recovery... Set season high with three solo tackles, including a sack, at Northwestern... Added key sack in win over Tennessee.

HIGH SCHOOL Senior captain, two-year starter at DE... As senior,

THE PLAYERS



24 Jalen BANKS

Safety

Sophomore ★ 5-11 • 195

Markham, Ill. ★ Thornton Township HS

2014 Banks saw action in all 12 games as a first-year contributor... Participated on special teams and as reserve safety... Registered solo tackles against Missouri and Miss. State.

2013 Banks did not see action as a true freshman... He worked hard to build strength and quickness during the fall, and showed excellent DB instincts during fall practices.

HIGH SCHOOL Senior captain... Four-year starter for large public school located in south Chicago suburb... As senior DB, posted 60 tackles, three INTs and four forced fumbles for squad that advanced to state playoffs... Named All-State by both state coaches' and *Chicago Tribune*... As junior, contributed four INTs, three fumble recoveries to go with 55 tackles... During career, registered 156 tackles, 10 INTs and 23 pass breakups.

ACADEMICS Banks is enrolled in the College of Arts and Science. He is working toward a major in communication studies.

PERSONAL Jalen Aaron Banks... Son of Frederick Banks and Amani Wesley... Born Sept. 10, 1994... Has younger brother, Jauan... Participated with Big Brothers/Big Sisters in hometown.

contributed 117 tackles, 30 tackles for loss, 10 QB sacks and six forced fumbles for Raiders... Two-time team MVP... All-State and *Tennessean* Dream Team recipient as senior... Posted three sacks at postseason Offense-Defense All-American Bowl... Earned defensive MVP honors in Tennessee East-West All-Star Game after setting record with 17 tackles... Finalist for Hume Award, given to Nashville school's top scholar-athlete.

ACADEMICS Azubike is working toward a medicine, health and society interdisciplinary studies degree.

PERSONAL Chukwuemeka Caleb Azubike... Son of Chuck and Nkechi Azubike... Born March 31, 1994 in Nigeria... Dad is private businessman; mom is a nurse... Has two brothers, Onochie and Ifeatu, and two sisters, Adaobi and Chinazor... Family moved from England prior to ninth grade... Played trumpet in McGavock marching band as freshman.


Azubike's Career Defensive Statistics

| | TACKLES | SACKS | TFL | FF/FR | QBH |
|---------------|-----------------|----------------|-----------------|------------|----------|
| 2014 | 18-21-39 | 4.0-25 | 6.0-30 | 0/1 | 3 |
| 2013 | 20-11-31 | 4.0-40 | 9.5-53 | 0/0 | 3 |
| 2012 | 15-6-21 | 4.0-22 | 4.5-22 | 0/2 | 1 |
| Career | 53-38-91 | 12.0-87 | 20.0-105 | 0/3 | 7 |

Banks' Career Defensive Statistics

| | TACKLES | SACKS | TFL | FF/FR | QBH |
|---------------|--------------|--------------|--------------|------------|----------|
| 2014 | 0-4-4 | 0.0-0 | 0.0-0 | 0/0 | 0 |
| 2013 | 1-3-4 | 0.0-0 | 0.0-0 | 0/0 | 0 |
| Career | 1-7-8 | 0.0-0 | 0.0-0 | 0/0 | 0 |

THE PLAYERS



42 Ladarius BANKS

Fullback

Sophomore ★ 6-2 • 255

Dallas, Ga. ★ East Paulding HS

Banks

2014 Banks did not see action in his second year on campus... Participating on practice squads as defensive lineman... Moved to fullback during spring by new offensive staff.

2013 As redshirt freshman, Banks saw action in nine games... Contributed at DT and on special teams... Posted one tackle on defense, coming at Texas A&M... Also played in wins over Wake Forest, Tennessee, Kentucky, Florida and Austin Peay... First career action came in opener vs. Ole Miss.

2012 Banks did not play as a true freshman interior defensive lineman...

HIGH SCHOOL Two-year captain... Three-year defensive line starter... As senior tackle, earned MVP honors posting 65 total tackles, 36 solo tackles and four QB sacks for 11-2 Raider squad that advanced to AAAA state quarter-finals... Named to Georgia's Top 75 seniors by *Atlanta Journal-Constitution* and All-Region as senior... Helped 2011 defense post five shutouts... Vice president of senior class.

ACADEMICS Banks is working toward a degree in political science from the College of Arts and Science.

PERSONAL Ladarius Bernard Banks... Son of Eddie and Tiffany Banks... Dad is entrepreneur; mom is nursing director... Has two younger siblings: a sister, Ladajah; and brother, Dallas... Enjoys public speaking.



4 Tre BELL

Cornerback

Sophomore ★ 6-0 • 178

Union, N.J. ★ St. Peter's Prep

Bell

2014 Bell played in 11 of 12 games as a first-year contributor... Participated as cornerback and member of special team coverage units... Made first career start against Temple in opener... Also was in starting secondary against Ole Miss, UMass and South Carolina... Finished the year with 19 total tackles, 15 solo tackles and a pair of defended passes... Posted six total tackles vs. Ole Miss and five solo tackles vs. UMass... Also registered five tackles vs. Temple.



2013 Bell did not see game action as a true freshman, but impressed coaches with superb ball skills and secondary instincts as scout team participant during fall practices.

HIGH SCHOOL Three-year starting cornerback for one of New Jersey's top private schools... As senior, posted two INTs, 12 pass breakups and accounted for three TDS for 8-2 St. Peter's team... Selected as Non-Public School All-State and All-League, Bell also participated in postseason

Bell's Career Highs:

TOTAL TACKLES: 6, vs. Ole Miss, Sept. 6, 2014

SOLO TACKLES: 5, vs. UMass, Sept. 13, 2014

Chesapeake All-Star Game...

As junior, totalled three INTs and 12 passes defended for 7-4 Marauders' squad.

ACADEMICS Bell is enrolled in the College of Arts and Science, working toward a

communication studies major.

PERSONAL Marion Tre'Quan Bell... Son of Marion and Vivian Bell... Born Jan. 14, 1995... Has two younger siblings, Jasmyn and Jaylen... Dad serves as head coach at nearby East Orange (N.J.) HS... Was involved in high school's campus ministries, peer tutoring and community service projects.

Bell's Career Defensive Statistics

| | TACKLES | TFL | INT | PBU | FF/FR |
|------|---------|-------|-----|-----|-------|
| 2014 | 15-4-19 | 0.0-0 | 0-0 | 2 | 0/0 |

THE PLAYERS



53 Jake BERNSTEIN

Offensive Guard

Senior ★ 6-4 • 310

Lake in the Hills, Ill. ★ Crystal Lake South HS

2014 Bernstein started all 12 games at left guard... Has 29 starts at guard during his three-year varsity career and concluded the year on a 23-game consecutive starts streak... Brought stability to Commodore offensive line, playing nearly 90 percent of team's offensive snaps... Commodores have 17-12 overall record with Bernstein in the starting lineup... Produced twice as many pancake blocks (59) than any other offensive linemen.

2013 Bernstein played in 12 games, earning 11 starts at left guard... Has 17 career starts on the Commodore offensive line... After missing starts in the team's first two games, Bernstein finished with 11 straight starts... Played virtually every meaningful snap at guard during the second half of season as Commodores finished with five-game win streak and 7-2 mark over their last nine games... Provided excellent experience and punishing run-blocking abilities for the offensive line... Was part of superb left side of Vanderbilt OL with All-SEC tackle Wesley Johnson... Credited with 46 knockdown blocks, 17 intimidation blocks and 67 blocks that led to Commodore first downs and touchdowns... Consistently earned positive blocking grades from coaching staff... Commodores have 14-3 record with Bernstein in the starting lineup.

2012 After starting the season as a reserve guard, Bernstein became one of the Commodores' most valuable and dependable players during the team's six-game win streak to conclude the season... Played virtually every meaningful snap on the line over the team's last seven games, seeing

action in both guard roles... Earned six starting assignments... Increased playing time began in win over Auburn... First career start came at right guard in win over UMass, followed by starts at same position in road wins against Kentucky and Ole Miss... Started at left guard in late-season wins against Tennessee, Wake Forest and N.C. State in the Music City Bowl. **2011** Bernstein did not play as a freshmen... Used redshirt campaign to add strength while impressing coaches with blocking techniques as a prospective guard on the offensive front.

HIGH SCHOOL Senior captain... Two-year starter at left tackle for one of the top Chicago suburban powers... As a senior, helped team to first undefeated regular season in team history and into 6A state quarter-finals... Credited with 69 pancake blocks as senior, helping two teammates surpass 1,000-mark rushing mark... Named IHSA 6A All-State and *Chicago Tribune* second-team All-State... Two-time All-Area... Played in All-World Gridiron Classic... Also lettered in baseball, track & field and lacrosse.

ACADEMICS Bernstein is working toward a human and organizational development degree (leadership emphasis) from the Peabody College.

PERSONAL Jacob Bernstein... Son of Steven and Shawn Bernstein... Born June 18, 1993... Has one older sister, Samantha... Dad is sales manager; mom works in corporate finance... Big Chicago Bears fan... Enjoys golf and baseball... Worked with children as an employee of Lifetime Fitness.



23 Khari Blasingame

Inside Linebacker

Redshirt Freshman ★ 6-1 • 228

New Market, Ala. ★ Buckhorn HS

Blasingame

2014 Blasingame did not see action as a true freshman... Impressed as a scout team safety during fall practices and continued to add strength in the weight room.

HIGH SCHOOL Two-year captain and two-way starter... As senior, posted 64 solo tackles and pair of INTs as safety for 6-5 Bucks' squad that advanced to 6A state playoffs... Also rushed for 966 yards and 10 TDs... Earned Second Team All-State DB and All-Tennessee Valley DB honors... Started at cornerback during junior and sophomore seasons... Also lettered as sprinter-jumper in track & field and on baseball squad.

ACADEMICS Blasingame is undeclared on a major. He is a 2015 SEC Freshman Academic Honor Roll recipient.

PERSONAL Khari Thomas Blasingame... Born July 1, 1996... Son of Stanley and Tara Blasingame... Has an older sister, Camara... Dad is an engineer; mom is a podiatric surgeon... Mom is related to U.S. gold medal sprinter Evelyn Ashford... Plays the saxophone.



52 Nigel BOWDEN

Inside Linebacker

Sophomore ★ 6-1 • 240

Macon, Ga. ★ Macon Central HS

Bowden

2014 Bowden capped off an excellent season by earning Freshman All-SEC honors from the league's 14 head coaches... Topped all SEC first-year players in total tackles, and become the first freshman to pace Vanderbilt in total tackles since LB Jamie Winborn did so in 1998... Participated and started at inside linebacker in 11 of 12 games, missing the Mississippi State due to injury... Concluded the season with 78 total tackles, 37 solo stops, 2.0 tackles for loss, one quarterback sack and a forced fumble... Posted at least five tackles in first eight games... Season high of 11 tackles came in stellar performance at Missouri... Had nine tackles at Kentucky.

THE PLAYERS



2013 Bowden did not see game action as a true freshman... He impressed coaches as a prospective middle linebacker on scout teams during the fall. **HIGH SCHOOL** Captain and team MVP as senior... Enjoyed incredibly productive career as four-year LB starter... As senior, posted 117 tackles, 17

Bowden's Career Highs:

TOTAL TACKLES: 11, at Missouri, 10/25/2014
SOLO TACKLES: 6 (2), most recently at Missouri, 10/25/2014
QB HURRIES: 2, vs. Ole Miss, 9/6/2014

tackles for loss, four sacks and four forced fumbles for Chargers... Named First Team AAA All-State as senior... Also played TE on offense... Nominated to play in postseason Offense-Defense All-American Bowl... Two-time Region Player of the Year recipient... As junior,

posted 155 tackles and five sacks... Contributed 88 tackles, seven sacks and three forced fumbles as sophomore.

ACADEMICS Bowden is enrolled in the College of Arts and Science, working toward a degree in communication studies. He is a 2014 SEC Academic Honor Roll recipient.

PERSONAL Nigel Lorenzo Bowden... Son of Phyllis Nathan-Holt and Larry Bowden... Born Dec. 20, 1994... Father is retired from the military... Parents work for U.S. Postal Service... Has a brother, Joe, and sister, Janelle... An older brother, Jason, died in the line of duty early in the Iraq War.

Bowden's Career Defensive Statistics

| | TACKLES | TFL | INT | PBU | FE/FR |
|------|----------|--------|-------|-----|-------|
| 2014 | 37-41-78 | 2.0-12 | 1.0-7 | 1 | 1/0 |



20 Oren BURKS

Safety

Sophomore ★ 6-3 • 215

Fairfax Station, Va. ★ South County HS

2014 Burks became a key contributor in the Commodore secondary as a redshirt freshman... Registered seven starting assignments at safety while setting action in eight total games... Starts

Burks' Career Highs:

TOTAL TACKLES: 7, (2x), most recently at Miss. State, 11/22/2014
SOLO TACKLES: 4, vs. Temple, 8/28/2014

came against Temple, Ole Miss, UMass, Old Dominion, Florida, Miss. State and Tennessee...

Missed four midseason games due to injury... Ended the year by leading the defense with seven defended passes, and ranked 10th with 37 total tackles... Also contributed 16 solo tackles and

registered one fumble recovery... Posted single-game high with seven total tackles against Ole Miss and Miss. State... Most solo tackles (4) came in opener vs. Temple.

2013 Burks did not see game action as a true freshman on campus... Participated as OLB during fall practice.

HIGH SCHOOL Two-year captain... Three-year defensive starter... As senior LB, named First Team All-State, district's Defensive Player of the Year and team MVP after accumulating 123 tackles, 17 tackles for loss, 3.5 sacks,

THE PLAYERS

six forced fumbles and three INTs... Also added three TD catches and four blocked punts for 2012 squad that advanced to second round of Group 5 playoffs... Participated in postseason Chesapeake Bowl... As junior, posted 128 tackles, 22 tackles for loss, 11 sacks, two INTs and three defensive TDs – as Stallions advanced to state title game.

ACADEMICS Burks is enrolled in the College of Arts and Science. He is majoring in economics. He is a 2014 SEC Academic Honor Roll recipient.

PERSONAL Oren Spencer Burks ... Son of Orlanda and Wanda Burks... Born March 21, 1995... A younger sister, Whitney, is a softball player at Stanford... Dad works as senior system engineer; mom works as program operations manager.

Burks' Career Defensive Statistics

| | TACKLES | TFL | INT | PBU | FF/FR |
|------|----------|-------|-----|-----|-------|
| 2014 | 16-21-37 | 0.0-0 | 0-0 | 7 | 0/1 |



Butler

69 Adam BUTLER

Defensive Tackle/End

Junior ★ 6-5 • 300

Duncanville, Texas ★ Duncanville HS

2014 Butler continued to develop into one of the team's top defensive lineman as sophomore... Played in all 12 games, earning nine starts at defensive end... Has started 14 games during first two seasons as contributor... Established new single-season highs with 35 tackles, 2.5 QB sacks and 7.5 tackles for loss... Consistent performer who registered at least one tackle in every game... Quarterback

Butler's Career Highs:

TOTAL TACKLES: 7, at UMass, 9/21/2013
SOLO TACKLES: 3, at UMass, 9/21/2013
QB SACKS: 2, at Florida, 11/9/2013
TACKLES FOR LOSS: 2.0 (x), most recently vs. Kentucky, 11/16/2013

2013 Butler developed into a key playmaker in the interior of the Vanderbilt defensive line as the season developed... Showed steady improvement and lots of energy through the season... Earned a start in opener vs. Ole Miss after switching from offensive guard/center to defensive tackle during spring drills... Made 12 appearances during his first season as a contributor at DT... Also earned starts against UMass, UAB, Missouri, Tennessee and Houston in the BBVA Compass Bowl... Finished with 25 total tackles, including 16 solo stops and six tackles for loss... Added a forced fumble and fumble recovery, along with two defended passes and a QB hurry... Was superb in win over Kentucky, contributing two tackles for loss and two defended passes along with a huge play on special teams when his block of a Wildcat PAT attempt resulted in two points... Set career highs with three solo tackles and six total tackles – and added a forced fumble and fumble recovery – in victory at UMass... Registered six tackles at South Carolina... Had two tackles for loss in victory over UAB.

2012 Butler did not play during his true freshman season, working during fall practices as DT.

HIGH SCHOOL Two-time captain for large suburban Dallas public school... Started at LT as junior and senior after playing DE as sophomore... As senior, also blocked eight field goal attempts... Two-time first team 5A All-District recipient... Named All-Area as senior, earning team MVP honors... Helped squad to 5A playoff appearances in 2010 and 2011...



Played in postseason Offense-Defense All-American Game.

ACADEMICS Butler is enrolled in the College of Arts and Science, working toward a degree in environmental science.

PERSONAL Adam Oneal Butler... Son of Clarence and Kim Butler... Dad is manager at Staples; mom is group nursing & facility administrator... Has one brother, Josiah, and one sister, Kim... Descendant of Texas children's rights campaigner Edna Gladney, subject of 1940s film "Blossoms in the Dust"... Enjoys fishing and singing.

Butler's Career Defensive Statistics

| | TACKLES | SACKS | TFL | FF/FR | QBH |
|--------|----------|--------|---------|-------|-----|
| 2014 | 16-19-35 | 2.5-13 | 7.5-22 | 0/1 | 3 |
| 2013 | 16-9-25 | 0.0-0 | 6.0-8 | 1/1 | 2 |
| Career | 32-28-60 | 2.5-13 | 13.5-30 | 1/2 | 5 |

THE PLAYERS



Canty

11 Rashad Canty

Wide Receiver

Redshirt Freshman ★ 6-3, 205

Riverdale, Ga. ★ Riverdale HS

2014 Canty did not see action as a true freshman... Participated as scout team receiver during the fall.

HIGH SCHOOL Offensive captain... Four-year varsity letterwinner, three-year starter on offense... As senior captain and team MVP, posted 52 catches for 822 yards and nine TDs for squad that lost starting QB for five weeks... Helped Raiders to Class AAAA playoffs... Earned Second Team All-State honors from state sportswriters... Played in postseason Georgia-Florida High School All-Star Game... Playing TE as junior, registered 30 receptions, 567 yards and nine TDs... Two-time All-Area recipient.

ACADEMICS Canty is enrolled in the College of Arts and Science.

PERSONAL Gary Rashad Canty... Born April 8, 1996... Son of Gary and Angela Canty... Has an older brother, Anthony Alston... Gary is a commercial truck driver; mom is a crew scheduler for Delta Airlines... Plays the trumpet...



Clark

90 Sekou Clark

Defensive End

Redshirt Freshman ★ 6-3 • 264

Denton, Texas ★ Ryan HS

2014 Clark did not see game action during his first year on campus... Participated as defensive lineman

during fall practices.

HIGH SCHOOL Two-year team captain... Three-year starter at DE for Class 5A school located north of Dallas-Fort Worth... Helped Raiders to 10-3 mark and 5A state quarterfinals as senior... As senior, named First Team All-District after registering 28 solo tackles, five tackles for loss, five quarterback sacks and deflecting four passes... Also started at DE as sophomore and junior, contributing to Raiders' 12-1 campaign in 2011... Two-year starting forward in basketball... As thrower in track & field, posted shot put PR of 52'6".

ACADEMICS Clark is enrolled in the College of Arts and Science.

PERSONAL Sekou (SAY-koo) Toole Clark... "Koo"... Born May 31, 1996... Only child of Kevin Clark and Iris Royal... Dad works for U.S. Post Office; mom is a teacher.



Cooke

16 Colby COOKE

Punter

Junior ★ 6-3 • 215

Goochland, Va. ★ Goochland HS

2014 Cooke served as team's primary punter throughout his sophomore season... Ranked eighth in the Southeastern Conference with a 42.4-yard average on 66 punts... Booted a punt of 50 or more yards in 9 of 12 games, including a season long of 68 yards vs. Charleston Southern... Placed 19 of his 66 punts inside the opponent 20-yard line... Only seven punts resulted in touchbacks... Opposing teams averaged 7.7 yards on 23 returns.

2013 Cooke saw limited action as a redshirt freshman, but when called upon, he handled the team's punting chores in fine fashion... Averaged 45.1



yards on 14 attempts... Was superb in team's BBVA Compass Bowl victory, averaging 45.2 yards on 10 punts... Six of Cooke's punts in the bowl landed inside the Houston 20-yard line... On the season, eight of Cooke's 14 punts were downed inside the 20-yard line... Posted season-long effort of 67 yards in finale vs. Wake Forest.

Cooke's Career Highs:

SINGLE-GAME AVERAGE: 53.5 yards,
vs. Wake Forest, 11/30/2013
LONGEST PUNT: 68, vs. Charleston So.,
10/11/2014

2012 Cooke did not play as a true freshman, practicing as a punter-kicker.

HIGH SCHOOL Senior captain... Named Parade All-American placekicker as senior... Three-year starting PK for school near Richmond... As senior, converted 17 of 21 field goals... 17 field goals

is second highest single-season total by Virginia prep kicker... Helped Bulldogs to 14-1 record and Division 2 state finals where he made field goals of 48 and playoff-record 51 yards... Earned All-State honors.

ACADEMICS Cooke is enrolled in the Peabody College, majoring in human and organizational development (leadership emphasis).

PERSONAL Colby Neal Cooke... Son of Jeff Cooke and Donna Coffey... Born July 20, 1994... Born and raised near Richmond... Dad is sales manager... Has a younger sister, Marley... Stepfather (Mark) played collegiate soccer... Enjoys snowboarding.

Cooke's Career Punting Statistics

| | PUNTS | YARDS | AVG. | LONG | TB | FC | I-20 |
|------|-------|-------|------|------|----|----|------|
| 2013 | 14 | 631 | 45.1 | 67 | 2 | 6 | 8 |

THE PLAYERS



64 Delando CROOKS

Offensive Line

Sophomore ★ 6-5 • 315

Atlanta, Ga. ★ Atlanta-Carver HS

2014 Crooks played in every game as a first-year contributor, participating as an offensive lineman and on special teams... Played nearly 100 snaps at left guard, seeing initial OL duties on the road at Kentucky... Enjoyed snaps at OG in the team's final eight games... Credited with six pancake blocks at guard... Also served as a blocker on FG and PAT conversion units.

2013 Crooks did not see action as a true freshman... Showed quick feet and explosiveness working as a guard during fall practices.

HIGH SCHOOL Two-year captain for Atlanta public school... As senior, started at OT and DT, helping Panthers go 9-2 and advance to AAAA state playoffs... Named Second Team MaxPreps All-American after senior campaign... In 2012, also earned First Team AAAA All-State OL, All-Region and All-City from *Atlanta Journal-Constitution* by producing 40 pancake blocks.

ACADEMICS Crooks is working toward a degree in communication studies.

PERSONAL Delando Lamar Crooks... "Lando"... Son of Lester Crooks and the late Janice Crooks... Born April 11, 1995... Has four brothers: Damien, Damion, Dominic and Kenard; and three sisters: Kareen, Corlett, and Alisha... Mentored and coached by his uncle, Troy Vacciana... Named school's Homecoming King as senior... Enjoys playing chess.



41 Zach CUNNINGHAM

Inside Linebacker

Sophomore ★ 6-4 • 230

Pinson, Ala. ★ Pinson Valley HS

2014 Cunningham capped off a solid redshirt freshman campaign by closing the season among the team's most productive defenders... Participated in 11 games, missing only the Charleston Southern encounter... Earned starts at inside linebacker in team's 3-4 scheme during last five games against Missouri, Old Dominion,

Florida, Mississippi State and Tennessee... Averaged 8.2 tackles as a starting LB... Finished the year with 37 solo tackles, 67 total tackles, 1.5 QB sacks, 6.5 tackles for loss and a forced fumble...

Posted a team single-game high of 13 total tackles at Miss. State... Registered 11 tackles, including a sack, vs. Florida... Had multiple tackles for loss vs. Georgia and Tennessee.

Cunningham's Career Highs:

TOTAL TACKLES: 13, at Miss. State, 11/22/2014
SOLO TACKLES: 8 (2), vs. Florida, 11/8/2014
TACKLES FOR LOSS: 2.5, vs. Tennessee, 11/29/2014

THE PLAYERS

2013 Cunningham redshirted as a freshman.

HIGH SCHOOL Senior captain and three-year starter at LB for school just north of Birmingham... Concluded prep career by receiving Alabama 5A Lineman of the Year and Birmingham News' Lineman of the Year honors after 2012 campaign... Amassed 448 total tackles during three-year varsity career... As a senior, earned First Team All-State after leading Indians to 8-4 record and second round of 5A playoffs... Contributed 194 total tackles, including 41 tackles for loss and 12 sacks along with four blocked punts during the season... Participated in postseason Semper Fidelis All-American Bowl... As junior, earned All-State recognition after registering 152 tackles.

ACADEMICS Cunningham is working toward a degree in economics.

PERSONAL Zachary Daniel Cunningham... Son of Fred and Sophie Cunningham... Born Dec. 12, 1994... Dad works in landscaping... Has four brothers: Frederick, Ethan, Nathan and Zapheth; and two sisters, Gabriel and Danica... Plays the guitar.

Cunningham's Career Defensive Statistics

| | TACKLES | TFL | SACKS | PBU | FF/FR |
|------|----------|--------|-------|-----|-------|
| 2014 | 37-30-67 | 6.5-13 | 1.5-7 | 2 | 1/0 |



39 Brian Doney

Wide Receiver

Sophomore ★ 5-10 • 184

Westerville, Ohio ★ St. Charles Prep

2014 Doney joined the program during fall practices as a walk-on receiver.

HIGH SCHOOL Did not play football as prep athlete... Earned All-Region recognition in varsity lacrosse as junior and senior.

ACADEMICS Doney is working toward a degree in biomedical engineering.

PERSONAL Brian Patrick Doney... Born June 13, 1995... Son of Timothy and Kristine Doney... Has two brothers, Evan and Justin.



18 Chandler DORRELL

Wide Receiver

Sophomore ★ 6-0 • 185

Nashville ★ St. Thomas Aquinas HS ★ Stanford

2014 Dorrell became a valuable contributor at wide receiver during his first year on campus after transferring from Stanford... Played in 11 of 12 games, missing the opener vs. Temple... Finished the year tied for fifth on the squad with 10 receptions, good for 118 yards... Posted two receptions against South Carolina and Tennessee... Longest catch was a 36-yarder against Georgia that gave offense possession inside the UGA

5-yard line... Also had catches against UMass, Kentucky, Charleston Southern, Old Dominion and Florida.

2013 Did not play as a true freshman on Stanford campus... Participated

as a defensive back on practice squad units that helped Cardinal to Pac-12 championship and Rose Bowl appearance vs. Michigan State.

Dorrell's Career Highs:

RECEPTIONS: 2 (2x), most recently vs. Tennessee, 11/29/2014

LONGEST CATCH: 36 yards, at Georgia, 10/4/2014



HIGH SCHOOL Earned two varsity letters at powerful St. Thomas Aquinas in Fort Lauderdale... Played WR and punter for squad that earned Florida state title during junior season... As senior, caught 37 passes for 412 receiving yards and six TDs... A four-year member of Principal's Honor Roll and recipient of Broward County Scholar-Athlete Award... Member of National Honor Society and Spanish National Honor Society.


ACADEMICS Dorrell is enrolled in the College of Arts and Science, majoring in economics.

PERSONAL Chandler Westley Dorrell... Born March 26, 1995... Son of Karl and Kim Dorrell... Has a younger sister, Lauren... Dad served as Vanderbilt offensive coordinator in 2014 and is currently wide receivers coach with New York Jets... Enjoys playing golf and basketball.

Dorrell's Career Receiving Statistics

| | RECEPTIONS | YARDS | AVG. | TDS | LONG |
|------|------------|-------|------|-----|------|
| 2014 | 10 | 118 | 11.8 | 0 | 36 |

THE PLAYERS



89 Sean DOWLING

Tight End

Sophomore ★ 6-5 • 270

Fallbrook, Calif. ★ Fallbrook Union HS

2014 Dowling contributed on offense and special teams as a redshirt freshman... After opening the season as a reserve offensive tackle through six games, switched to a blocking tight end for the second half of season... As OT/TE, registered four pancake blocks... Also saw action on FG and PAT conversion units.

2013 Dowling did not see action, working as a practice squad lineman during the season... An early enrollee, Dowling also enjoyed a strong conditioning effort during his first year.

HIGH SCHOOL Team captain as junior and senior... Two-year starting offensive lineman at Fallbrook Union... As a senior, earned All-CIF First Team Offensive Line recognition and all-conference status and team's MVP OL award... Participated in the Semper Fidelis All-American Bowl after senior campaign... Played varsity as ninth grader at North Kingstown (R.I.) H.S.

ACADEMICS Dowling is working toward a degree in communication studies. He is a 2014 SEC Academic Honor Roll recipient.

PERSONAL Sean M. Dowling... Son of Christopher and Karen Dowling... Born March 31, 1995 near Washington DC... Has a younger brother, Collin... Dad holds rank of colonel in U.S. Marine Corps; mom is an attorney and retired from active duty in the Marine Corps as a Lieutenant Colonel... Maternal grandfather also retired as a Marine Corps officer.



19 C.J. DUNCAN

Wide Receiver

Sophomore ★ 5-11 • 200

Montgomery, Ala. ★ St. James School

2014 Duncan was one of the Commodores' most productive wide receivers as a redshirt freshman contributor... Played in 11 of 12 games, missing the season finale due to injury... Earned nine starts at WR, with initial career start coming versus Ole Miss... Finished the season as the team's third leading receiver with 28 catches... Duncan's 441-yard receiving total ranked second to TE Steven Scheu... Shared team

high with four touchdown catches... Posted a catch in 10 of 11 appearances... Set career highs with seven catches and 119 receiving yards in victory over Charleston Southern... 65-yard

Duncan's Career Highs:

RECEPTIONS: 7, vs. Charleston Southern, 10/11/2014

RECEIVING YARDS: 119, vs. Charleston Southern, 10/11/2014

LONGEST CATCH: 65 yards, vs. Charleston Southern, 10/11/2014

touchdown catch from Johnny McCrary vs. Charleston Southern marked the team's longest offensive play... Had four catches in wins over UMass and Old Dominion, and notched three receptions against SEC foes Kentucky and Georgia... Also had two rushing attempts and four kickoff returns for 69 total yards.

2013 Duncan did not play as a true freshman, who opened eyes during fall practices as one of the team's most versatile athletes... Worked at QB, RB and WR on scout teams.

HIGH SCHOOL Two-year captain... Started as QB and DB for Montgomery



private school... Two-time All-Metro pick by *Montgomery Advertiser*... As senior QB, guided Trojans to 4A state playoffs, rushing for 861 yards and 12 TDs and passing for 1,010 yards... Played every snap, including on special teams, in final game of career, a narrow loss to eventual 4A state champion... As junior, accounted for 33 TDs and compiled 2,885 total yards... Produced 2,227 yards of total offense and 12 TDs as sophomore QB... Multi-year starter on varsity basketball and baseball teams.

ACADEMICS Duncan is enrolled in the College of Arts and Science, working toward a degree in political science.

PERSONAL Clarence J. Duncan... Son of Clarence and Helena Duncan... Born March 24, 1995... Has one brother, Collin... Dad serves as CEO at Adam/Synergy; mom is COO for First Tuskegee Bank... Involved in community service efforts at school.

Duncan's Career Receiving Statistics

| | RECEPTIONS | YARDS | AVG. | TDs | LONG |
|------|------------|-------|------|-----|------|
| 2014 | 28 | 441 | 15.8 | 4 | 65 |

THE PLAYERS



36 Trey ELLIS

Return Specialist/Wide Receiver
Sophomore ★ 5-10 • 168
Charlotte, N.C. ★ Ardrey Kell HS

2014 A walk-on prospect, Ellis served as team's punt returner in his first year on campus... Averaged 5.4 yards on nine returns... Had two key returns vs. UMass totaling 24 yards.

HIGH SCHOOL Recipient of Greater Charlotte Leadership Spirit Award as senior... Named team's Offensive Player of the Year, All-City and all-conference as senior WR... Topped Kell in receptions during junior and senior seasons... High academic achiever... President of school's Fellowship of Christian Athletes organization.

ACADEMICS Ellis is undecided on a major. He is a 2014 SEC Academic Honor Roll recipient.

PERSONAL Trey Allen Ellis... Born Oct. 18, 1995... Son of Tracy and Priscilla Ellis... Dad played collegiately at University of Florida.

Ellis' Career Punt Return Statistics

| | RETURNS | YARDS | AVG. | TDS | LONG |
|------|---------|-------|------|-----|------|
| 2014 | 9 | 49 | 5.4 | 0 | 16 |



3 Taurean FERGUSON

Cornerback
Sophomore ★ 5-9 • 185
Jonesboro, Ga. ★ Jonesboro HS

2014 Ferguson became a key starter in the Commodore defensive secondary in his first varsity season... Participated as a cornerback and on special teams in all 12 games... Earned starting assignments at cornerback in the team's final six games... First career start came against Charleston Southern... Ended the season sharing the team lead with two interceptions... Also contributed



25 solo tackles, 30 total tackles, four defended passes and 1.5 tackles for loss... Virtually all of Ferguson's production came as a member of starting lineup... Garnered an interception and four tackles in initial start... Also had pick in victory over Old Dominion... Posted season high of five solo tackles vs. Tennessee... Registered six total tackles vs. Miss. State.

Ferguson's Career Highs:

TOTAL TACKLES: 6, at Miss. State, 11/22/2014
SOLO TACKLES: 5, (3x), most recently vs. Tennessee, 11/29/2014

2013 Ferguson did not see action as a true freshman... Impressed staff with coverage abilities and athleticism as a practice squad cornerback.

HIGH SCHOOL Senior captain... Four-year starter

in secondary school south of Atlanta... As senior, contributed five INTs and eight pass breakups for 9-2 squad that advanced to first round of AAAA playoffs... As senior WR, posted 36 catches for 498 yards and eight TDs, earning honorable mention All-State... Played in Georgia East-West All-Star Game... As junior, contributed four INTs, 60 receptions and six TDs... Standout hurdler in track.

ACADEMICS Ferguson is working toward degrees in sociology and human and organizational development.

PERSONAL Taurean Arnaud Ferguson... Son of Deonte and Crystal Burden... Born Nov. 23, 1994... Has three brothers: Chuntney, Chris and William... Dad is an accountant; mom is a flight attendant... Worked as baseball umpire and football referee in hometown youth leagues.

Ferguson's Career Defensive Statistics

| | TACKLES | TFL | INT | PBU | FF/FR |
|------|---------|-------|-----|-----|-------|
| 2014 | 25-5-30 | 1.5-2 | 2-0 | 4 | 0/0 |

THE PLAYERS



Freebeck

12 Wade FREEBECK

Quarterback

Sophomore ★ 6-5 • 226

Davie, Fla. ★ St. Thomas Aquinas HS

2014 Freebeck was one of four quarterbacks to see action during the season... One of three true freshmen signal callers to play in the Southeastern Conference during the 2014 season... Participated in five midseason games, earning starts against UMass, Kentucky, Georgia and Charleston Southern... Concluded season completing 34-of-72 passes for 376 yards and one touchdown... Best

performance came against South Carolina when he completed 11-of-20 passes for 168 yards subbing for injured Patton Robinette... Left Charleston Southern game early with an injury and did not return in final five games.

Freebeck's Career Highs:

ATTEMPTS: 25, at Kentucky, 9/28/2014

COMPLETIONS: 11, at So. Carolina, 9/20/2014

PASSING YARDS: 168, at So. Carolina, 9/20/2014

HIGH SCHOOL Earned three varsity letters playing quarterback at two schools in the Fort Lauderdale area, St. Thomas Aquinas HS and Western HS... As a senior, helped powerful St. Thomas Aquinas to 10-3 overall mark and quarterfinals of Class 7A playoffs... Completed 100 of 179 passes for 1,626 yards and 16 TDs during senior campaign... Transferred to St. Thomas Aquinas after starting at QB as sophomore and junior at nearly Western HS... At Western, threw for 3,476 yards and 33 touchdowns as a two-year


starter... Helped Western to 7-3 record as junior in 2012... High academic achiever.

ACADEMICS Freebeck is enrolled in the College of Arts and Science. He is undecided on a major. He is a 2014 SEC Academic Honor Roll recipient.

PERSONAL Wade Robert Freebeck... Born on May 17, 1996... Son of Bob and Meg Freebeck... Has an older sister, Audrey... Raised in Fort Lauderdale area... Dad works as manager for Nice Systems; mom works as a marketing manager.

Freebeck's Career Quarterback Statistics

| | ATT-COMP-INT | YDS. | PCT. | TDS | LONG |
|------|--------------|------|------|-----|------|
| 2014 | 72-34-5 | 376 | 47.2 | 1 | 44 |



Fromang

66 Blake FROMANG

Offensive Tackle

Junior ★ 6-7 • 305

Orlando, Fla. ★ Lake Highland Prep

2014 Fromang played in all 12 games for the Commodores, seeing action as a tight end and special teams contributor... After switching from tackle to tight end during preseason camp, Fromang's snaps came in jumbo offensive alignments.

2013 Fromang showed plenty of progress during his first season as an offensive line contributor... Played in 10 games as reserve tackle and conversion unit lineman.

2012 Fromang redshirted during his first season on campus, while contributing as a practice squad offensive lineman.

HIGH SCHOOL Senior captain for one of central Florida's top private schools... Three-year starter at offensive tackle, moving to left tackle as junior... As senior, named All-District and All-County OL... Listed among Top 60 players in central Florida... Helped Lake Highland to state playoffs in 2010-11... Played in Central Florida All-Star Game.

ACADEMICS Fromang is majoring in human and organizational development. He is a 2014 SEC Academic Honor Roll recipient

PERSONAL Blake Andrew Fromang... Son of Jennifer Eden and Lilburn Bailey... Born June 6, 1994... Both parents are attorneys... Has an older sister, Whitney, and three brothers: Brian, Hunter and Spencer... Two of the brothers, Brian and Hunter, measure 7'0" and play college basketball... Men's basketball coach at Lake Highland Prep is former Commodore standout Jeff Turner.



THE PLAYERS



56 Barrett GOUGER

Off. Guard/Center

Junior ★ 6-4 • 308

Soddy Daisy, Tenn. ★ Baylor School

2014 Gouger participated in all 12 games as sophomore, seeing action as a reserve offensive lineman and on special team conversion units... Took snaps at center and guard.


2013 Gouger saw action on the offensive line in 11 games as a redshirt freshman... Primarily played guard, but also enjoyed starting assignment against Missouri in tackle eligible position.

2012 Gouger did not play as a true freshman, but showed plenty of promise as an inside offensive line prospect during the season.

HIGH SCHOOL Senior captain... Four-year letterwinner and three-year starter at offensive tackle... Recipient of 2011 Division II Mr. Football Lineman Award, helping Red Raiders to school's first D-II regional championship game... Also earned All-State and All-Region as senior... Three-year letterwinner and D-II heavyweight state champion in wrestling.

ACADEMICS Gouger is working toward a degree in sociology.

PERSONAL Barrett David Gouger... Son of Mark and Beverly Gouger... Born Sept. 30, 1993... Dad works as sales manager; mom is school teacher... Has one brother, Chandler... Enjoys fishing and hunting.



75 Bailey GRANIER

Offensive Tackle

Redshirt Freshman ★ 6-6 • 315

Galliano, La. ★ South LaFourcade HS

2014 Granier did not see action as a true freshman... Participated as offensive lineman on scout teams

during fall practices while improving overall strength in the weight room.

HIGH SCHOOL Senior captain... Two-year starting left tackle for school located

south of New Orleans... Produced nearly 90 pancake blocks as senior, earning honorable mention 5A All-State and All-Region honors... Participated in postseason State Farm Prep All-Star Classic... As junior, helped Tarpons to 9-1 mark and state playoffs... Also lettered as thrower in track & field.

ACADEMICS Granier is working toward a major in special education from the Peabody College. He is a 2015 SEC Freshman Academic Honor Roll recipient.

PERSONAL Bailey Paul Granier... Born June 13, 1996... Son of Stephen and Stella Granier... Has a younger sister, Abby... Dad is a commercial fisherman; mom works as a nurse.



85 Curtis GRAVES

Wide Receiver

Junior ★ 6-2 • 198

Alpharetta, Ga. ★ Alpharetta HS


2014 In his second year as a walk-on prospect, Graves enjoyed playing time in the Commodores' final six games... Participation came as reserve wide receiver and special teams contributor... Did not register a reception.

2013 Graves joined the Commodores prior to the season as a walk-on receiver candidate.

HIGH SCHOOL Missed entire senior season due to injury... Played WR as a junior for Alpharetta HS after family relocated to Atlanta area from New Jersey... Also lettered in football and basketball at Absegami (N.J.) HS.

ACADEMICS Graves is working toward a degree in economics from the College of Arts and Science. He is a 2014 SEC Academic Honor Roll recipient.

PERSONAL Curtis Warren Graves... Born Dec. 5, 1993... Son of Christopher Graves and Stacie Graves... Stepmom is Shawnee Graves... Has nine siblings... Dad is managing partner of investment firm.



60 Cole HARDIN

Center

Redshirt Freshman ★ 6-4 • 300

Florence, Ala. ★ Florence HS

2014 Hardin did not see game action as a true freshman... Displayed solid blocking skills as a

center-guard on offensive scout teams during fall practices.

HIGH SCHOOL Senior captain... Two-year starter, three-year letter winner on offensive line for Class 6A school in northwest Alabama... As senior left tackle, earned sportswriters' first team All-State and All-Region OL honors helping 9-4 Falcons to state quarterfinals and best finish in program history... Participated in postseason Alabama-Mississippi All-State Game... Started at tackle as junior, helping Florence to 7-4 record and 6A playoffs.

ACADEMICS Hardin is undecided on a major. He is enrolled in the College of Arts and Science.

PERSONAL Coleman Lee Hardin... Born April 27, 1996... Son of Tony and Yana Hardin... Has one younger brother, Bryant... Dad is a banker; mom is a hair stylist.

THE PLAYERS



11 Harding HARPER

Inside Linebacker

Junior ★ 6-2 • 240

Montgomery, Ala. ★ Carver HS

2014 The team-oriented Harper missed most of the season due to injury... The interior linebacker saw action on defense and special teams against Temple and Ole Miss before being sidelined for the season.

2013 Harper played much of the season at linebacker, moving to fullback late in the year... Played in all 13 games... Did not post a rushing attempt on offense... On defense, registered three solo tackles and an assisted stop.

Harper's Career Highs:

TOTAL TACKLES: 3, vs. *Austin Peay*, 9/7/2013

HIGH SCHOOL Senior captain as starting linebacker for 6A Montgomery public school power... Only played 2011 season at Carver, registering 108 tackles, 11 tackles for loss, three quarterback sacks and four interceptions... Returned two of the picks for scores, including one over 100 yards... Helped 7-4 Wolverines into state playoffs.

ACADEMICS Harper is working toward a degree in sociology from the College of Arts and Science.

PERSONAL Harding Harper... Son of Harding and Catherine Harper... Born on Sept. 28, 1993... Has a brother, Montarius, who plays football at Alabama A&M... First cousin to former Saints' safety Roland Harper.

Harper's Career Defensive Statistics

| | TACKLES | TFL | SACKS | INT | FF/FR | PBU |
|--------|---------|-------|-------|-----|-------|-----|
| 2014 | 0-0-0 | 0.0-0 | 0.0-0 | 0-0 | 0/0 | 0 |
| 2013 | 3-1-4 | 2.0-4 | 0.0-0 | 0-0 | 0/0 | 0 |
| Career | 3-1-4 | 2.0-4 | 0.0-0 | 0-0 | 0/0 | 0 |



31 Tre HERNDON

Cornerback

Sophomore ★ 6-1 • 185

Chattanooga, Tenn. ★ East Hamilton HS

2014 Herndon was among four true freshmen to see action in the Commodore defensive secondary during the season... Participated in all 12 games as reserve defensive back and special teams contributor... Concluded season with seven solo tackles and nine total tackles... Posted two tackles against Temple, South Carolina and

Herndon's Career Highs:

SOLO TACKLES: 2, vs. *Old Dominion*, 11/1/2014
TOTAL TACKLES: 2 (3x), most recently vs. *Old Dominion*, 11/1/2014

Old Dominion... Also had stops vs. *UMass*, *Georgia* and *Florida*... Averaged 26 yards on three kick returns.

HIGH SCHOOL Three-year starter... Two-way starter as senior, helping Hurricanes to 10-3 record and 5A state

playoffs... In 2013, posted 46 total tackles and an interception as CB and 30 catches for 417 yards as WR... Also averaged 47.2 yards and produced two TDs on kick returns... Named to *Chattanooga Times-Free Press* "Best of Preps Team" and sportswriters' First Team All-State squad... Participated in Tennessee East-West All-Star Game... As a junior, posted 63 tackles and four picks, helping school to a 11-2 record.

ACADEMICS Herndon is undecided on a major. He is a 2015 SEC Freshman Academic Honor Roll recipient.

PERSONAL Willie Herndon III... Born March 5, 1996 in Detroit... Son of Sabrina and Willie Herndon Jr... Has a younger sister, Sierra... Both parents work at Unum, an insurance company headquartered in Chattanooga... First SEC signee in school history... Enjoys juggling and playing Xbox video games.

Herndon's Career Defensive Statistics

| | TACKLES | TFL | INT | PBU | FF/FR |
|------|---------|-------|-----|-----|-------|
| 2014 | 7-2-9 | 0.0-0 | 0-0 | 0 | 0/0 |

THE PLAYERS



35 Darreon HERRING

Inside Linebacker
Senior ★ 6-2 • 230
Stone Mountain, Ga. ★ Stephenson HS

2014 Herring showed versatility playing among the linebacking corps and secondary in team's new 3-4 defensive scheme... Participated in all 12 games, earning 11 starts... Earned eight starting assignments at inside linebacker and three starts at nickel back... Finished the season with 23 solo tackles, 45 total tackles and 3.5 quarterback sacks... Ranks as the team's active career leader with

Herring's Career Highs:

SOLO TACKLES: 5 (3x), most recently at Florida, 11/9/2013
TOTAL TACKLES: 10, vs. Georgia, 10/19/2013
PASSES DEFENDED: 3 (2x), most recently at Texas A&M, 10/26/2013

162 total tackles and 89 solo stops... Posted at least two tackles in every game... Season high tackle totals (8) came against SEC foes Ole Miss and Kentucky.
2013 Herring was one of the Commodores' top defensive performers as a first-year starting sophomore... Started all 13 games at linebacker, finishing the season ranked second on team with 84 total tackles and 12 passes defended, and third with 47 solo tackles... Also registered an INT and one QB sack... Herring was extremely consistent, contributing at least five tackles in 11 of 13 games... Set career high with 10 total tackles in win over Georgia... In other SEC games, added nine tackles

at South Carolina and at Texas A&M, and eight stops vs. Missouri... Posted 8-yard sack among five solo tackles in opener vs. Ole Miss... Interception came against UAB... Contributed four stops, including 1.5 tackles for losses, in team's BBVA Compass Bowl win.

2012 Minutes increased as the season endured as Herring moved into key reserve role at linebacker... Played in all 13 games... Finished the year with 33 total tackles and 19 solo tackles... Also contributed a tackle for loss and two forced fumbles... Played well in team's Franklin American Mortgage Music City Bowl win over N.C. State, registering three tackles and a forced fumble... Enjoyed superb game in victory over UMass, posting seven tackles, a forced fumble and an interception that he returned 40 yards.


HIGH SCHOOL Senior captain... Two-year starting LB for one of Atlanta's top schools... As senior, contributed 65 solo tackles, 109 total tackles, 19 tackles for loss, five QB sacks, four forced fumbles and an INT for 9-2 Jaguars team that reached AAAAA state playoffs... Earned team MVP and All-Region honors as senior... As junior, posted 52 tackles, six sacks and two forced fumbles at Stephenson after transferring from Martin Luther King H.S. following sophomore campaign.

ACADEMICS Herring is working toward a degree in human and organizational development (leadership emphasis).

PERSONAL Darreon Franz Herring... Son of Sheldon and Jennifer Herring... Born Nov. 23, 1993... One of four siblings: two older brothers, Dominique and Dameon; and one sister, Destiny... Prep teammate of 'Dore defensive end Jonathan Wynn.

Herring's Career Defensive Statistics

| | TACKLES | TFL | SACKS | INT | FF/FR | PBU |
|--------|-----------|--------|--------|------|-------|-----|
| 2014 | 23-22-45 | 3.5-7 | 0.5-4 | 0-0 | 0/0 | 0 |
| 2013 | 47-37-84 | 3.0-14 | 1.5-11 | 1-3 | 0/0 | 11 |
| 2012 | 19-14-33 | 1.0-5 | 0.0-0 | 1-40 | 2/0 | 2 |
| Career | 89-73-162 | 7.5-26 | 2.0-15 | 2-43 | 2/0 | 13 |



74 Will HOLDEN

Offensive Tackle
Sophomore ★ 6-7 • 312
Green Cove Springs, Fla. ★ Clay HS

2014 Holden put together an excellent season during his first year as a starter on the offensive line... After earning limited snaps during the 2013 season, Holden played in all 12 games, seeing action at right tackle... Earned 10 starts during the season, with first career start coming against Ole Miss... After being inserted into the lineup, registered 26 pancake blocks and eight domination blocks.

2013 Holden played in 12 games during the regular season, participating on the offensive line and conversion units... Utilized as both offensive guard and tackle.

2012 Holden redshirted during his first season on campus, while helping out the offensive line on the practice squad... Added strength through efforts in weight room.

HIGH SCHOOL Three-year starter on offensive front for Class 5A school near Jacksonville... Starting left tackle as senior for district runners-up, earning first team All-State honors by Florida sportswriters... Name to *Jacksonville Times-Union's* prestigious Super 24 Team as senior.

ACADEMICS Holden is majoring in human and organizational development (leadership emphasis). He is a 2014 SEC Academic Honor Roll recipient.

PERSONAL William Thomas Holden... Son of Kevin and Rita Holden... Born Sept. 14, 1993... Has one brother, Kevin... Dad is retired from U.S. Navy; mom is food service manager... Eagle scout... Aspires to become an FBI agent.

THE PLAYERS



56 Bradyn JASPER

Outside Linebacker

Junior ★ 6-3 • 238

Washington, Mo. ★ St. Francis Borgia HS

Jasper


2014 Jasper joined squad as a walk-on outside linebacker candidate during spring drills.

HIGH SCHOOL Jasper did not participate in football as a prep athlete...

Two-time varsity letterwinner in wrestling... High academic achiever.

ACADEMICS Jasper is working toward a degree in neuroscience.

PERSONAL Bradyn Channing Jasper... Born Oct. 4, 1993... Son of Dean and Deanna Jasper... Mom owns daycare business... Has two sisters, Aly and Victoria, and a brother, Adam.



50 Andrew JELKS

Offensive Tackle

Junior ★ 6-6 • 307

Paris, Tenn. ★ Henry County HS

Jelks

2014 Jelks started all 12 games at left tackle despite playing at less than full health... Moved from playing

right tackle as redshirt freshman to left tackle where he replaced All-SEC performer Wesley Johnson... Has started 21 consecutive games on the



offensive front... Participated in nearly 90 percent of team's offensive snaps, contributing 16 pancake blocks and 14 domination blocks.

2013 Named Freshman All-America OT by Football Writers Association of America (FWAA) and SEC All-Freshman OL by league's head coaches... Jelks became a starter along the offensive front as a redshirt freshman... Participated in 12 games, earning 10 starting assignments, including nine at right tackle... Commodores registered 7-2 start with Jelks as starter... First career start came in win at UMass... Registered 41 blocks that led directly to Commodore first downs or TDs... Also credited with 28 knockdown blocks.

2012 Jelks drew attention from the staff despite redshirting as a true freshman... Jelks displayed excellent agility and techniques during fall practices and also added bulk through the weight room.

HIGH SCHOOL Senior captain... Three-year offensive line starter... As senior left tackle, contributed over 70 pancake blocks as Henry County went 15-0 and earned first state title in school history... Finalist for 5A Mr. Football Lineman of the Year as senior... First Team 5A All-State and named to *Tennessean's* Dream Team, Dandy Dozen and All-Midstate squads... Started on varsity hoops team.

ACADEMICS Jelks is working toward a human and organizational development degree (leadership emphasis) from the Peabody College. He is a 2014 Southeastern Conference Academic Honor Roll recipient.

PERSONAL Andrew Moore Jelks... Son of Bill and Debbie Jelks... Born Dec. 6, 1993... Dad is an insurance agent; mom is a physical therapist... Has two brothers, Will, who played football at Southeast Missouri State, and Ben.

THE PLAYERS



Johnson

37 Wilson JOHNSON

Snapper

Junior ★ 6-2 • 210

Nashville, Tenn. ★ Montgomery Bell Academy

2014 Johnson did not participate in a game as a second-year special teams' contributor... Competed for much of the year as the top backup to senior snapper Andrew East.

2013 Johnson did not play in his first year with the Commodores... Worked as a practice squad snapper on conversions.

HIGH SCHOOL Three-year letterwinner and starter for one of Middle Tennessee's top private schools... Started at WR, safety and as snapper for Big Red, helping school to three straight Division II state playoff appearances... Also lettered on baseball.

ACADEMICS Johnson is working toward a degree in economics. He is a 2014 SEC Academic Honor Roll recipient.

PERSONAL James Wilson Johnson... Born April 5, 1994... Son of Joseph and Nancy Johnson... Has three siblings: sister, Mary, and brothers, Stephen and Camden... Dad serves as MBA's Director of Alumni and Development; mom teaches at Westminster Kindergarten in Nashville.



Kentera

82 Kris KENTERA

Wide Receiver

Senior ★ 6-4 • 218

Colorado Springs, Colo. ★ Pine Creek HS

2014 Kentera participated in all 12 games, seeing action as a wide receiver and special teams contributor... Ended season with seven receptions, good for 113 yards and a touchdown... Best performance came against South Carolina, catching two passes for 46 yards, including one resulting in 39-yard score... Also had catches against UMass, Ole Miss, Missouri, Mississippi State and Tennessee...

Contributed eight total tackles on special team coverage units.

2013 Kentera participated in all 13 games in a tight end or H-back role... Earned starting assignments in wins over UAB, Kentucky

Kentera's Career Highs:

RECEPTIONS: 5, vs. Missouri, 10/5/2013

REC. YARDS: 45, vs. South Carolina, 9/20/2014

LONGEST CATCH: 39, vs. South Carolina, 9/20/2014

and Tennessee... Finished the regular season with 10 catches for 100 yards and one touchdown... Posted career highs of five receptions and 39 yards against Missouri... Notched 13-yard touchdown reception in victory over Kentucky.

2012 Kentera appeared in all 13 games, earning four starts at tight end after switching from quarterback... As receiving threat out of the backfield, Kentera hauled in 10 catches for 98 yards and two TDs... His 10 catches were tops among the team's tight ends corps, and tied for third among all receivers... Switched to tight end during spring drills.

2011 Kentera used his first semester on campus to increase strength while gaining familiarity with the Commodore playbook... Demonstrated excellent arm strength and athleticism as a scout team contributor.

HIGH SCHOOL Senior team captain... Team MVP as senior... Three-year letter-winner at QB and safety... Helped lead team to three consecutive league championships... During senior campaign, passed for 1,650 yards and 16 TDs while rushing for 649 yards and seven TDs... As senior safety,



contributed 45 total tackles... Earned First Team All-Southern Colorado All-State QB honors... Also earned All-State honors as senior safety... Named 5A-4A All-Area as junior and senior... Also lettered in basketball.

ACADEMICS Kentera is majoring in human and organizational development (leadership track) from the Peabody College.

PERSONAL Lawrence Kris Kentera... Born Aug. 24, 1992... Son of Kris and Kim Kentera... Dad is a traveling businessman; mom is a consultant... Has three sisters: Nicole, Alex and Bailey... Dad played receiver at Georgia Tech; granddad played linebacker and fullback, then coached at Arizona State... Worked summer job cleaning carts at nearby golf club... Enjoys snowboarding and golf.

Kentera's Career Offensive Statistics

| | RECEPTIONS | YARDS | AVG | TD | LONG |
|---------------|------------|-------|------|----|------|
| 2014 | 7 | 113 | 16.1 | 1 | 39 |
| 2013 | 10 | 100 | 10.0 | 1 | 23 |
| 2012 | 10 | 98 | 9.8 | 2 | 25 |
| Career | 27 | 311 | 11.5 | 4 | 39 |



Lealao

77 Nifae LEALAO

Defensive Tackle

Sophomore ★ 6-5, 315

Sacramento, Calif. ★ Capital Christian HS

2014 Lealao was the only true freshman to see action on the interior defensive front, serving as a reserve to veteran defensive tackle Vince Taylor... Saw action in nine games... Finished the season with seven total tackles and one fumble recovery... Posted pair of tackles against Temple and South Carolina... Contributed fumble recovery at Kentucky.

THE PLAYERS



HIGH SCHOOL Multi-year captain... Four-year varsity letterwinner... Two-time team MVP... As senior starter at DE/OT, helped Capital Christian to 9-2 mark and Division IV state playoffs... As a three-year starting defensive end, produced 58 tackles for loss, including 22 for losses as a sophomore, and 16 quarterback sacks... Registered 229 total tackles and blocked 17 opponent punt or field goal attempts during varsity career... Three-time Cal-Hi All-State and All-Region selection... As senior, played in postseason U.S. Army All-American Game... Versatile athlete who ranks among region's top basketball and volleyball players... Also has earned letters as thrower in track & field... Honor roll and Dean's List recipient.

ACADEMICS Lealao is undeclared on a major. He is a 2015 SEC Freshman Academic Honor Roll recipient.

PERSONAL Nifae Penitala Lealao Jr... Born Aug. 16, 1995... Son of Mary and Nifae Lealao Sr... Dad is a senior technician; mom works in the medical field... Enjoys singing... Wants to become an entrepreneur.

Lealao's Career Defensive Statistics

| | TACKLES | TFL | INT | PBU | FE/FR |
|------|---------|-------|-----|-----|-------|
| 2014 | 2-5-7 | 0.0-0 | 0-0 | 0 | 0/1 |



93 Hayden LEKACZ

Placekicker
Sophomore ★ 6-0 • 195
Glen Ellyn, Ill. ★ Glenbard West HS

2014 A first-year contributor, Lekacz has participated as a placekicker and kickoff specialist... Saw action in five games during first half of season... Did not have a field goal conversion.

HIGH SCHOOL Two-year starting placekicker for Chicagoland power... As senior, named All-Area after helping Glenbard West to 11-2 record and



second round of 7A state playoffs... As junior, earned All-Area recognition after kicking game-winning field goals in playoffs and state championship game... Nearly 80 percent of kickoffs resulted in touchbacks... Also earned letters in varsity lacrosse... High academic achiever.

ACADEMICS Lekacz is majoring in economics from the College of Arts and Science. He is a 2015 SEC Freshman Academic Honor Roll recipient.

PERSONAL Hayden Bernard Lekacz... Born Oct. 23, 1985... Son of Eric and Patricia Lekacz... Has one brother, Alex... Dad is corporate executive vice president... Prep teammate of Vanderbilt TE Nathan Marcus.



30 Bryce LEWIS

Cornerback
Redshirt Freshman ★ 6-0 • 180
Lilburn, Ga. ★ Parkview HS

2014 Lewis did not see action as a true freshman... Displayed excellent coverage skills as a scout team cornerback during fall practices... Also added strength during solid conditioning effort.

HIGH SCHOOL Multi-year captain... Three-year starter at CB for Class AAAAAA school located northeast of Atlanta... As senior, was Parkview's MVP after recording 84 total tackles, 12 passes defended, two forced fumbles and an interception... Played in postseason East-West All-Star Game... Helped team to 9-4 mark and state quarterfinal appearance as junior, posting 40 tackles, two INTs and eight passes defended... Played in postseason Junior Bowl for top-rated rising seniors in Georgia... Honorable mention All-State DB and two-time All-Gwinnett County recipient... Versatile sprinter-jumper on track & field squad.

ACADEMICS Lewis is enrolled in the College of Arts and Science, and working toward a degree in economics.

PERSONAL Bryce Marshall Lewis... Born Oct. 5, 1995... Son of Marshall and Mershara Lewis... Mom works with children's ministries; dad is entrepreneur with BackFire Intelligence.

THE PLAYERS



83 Nathan MARCUS

Tight End

Sophomore ★ 6-5 • 240

Glen Ellyn, Ill. ★ Glenbard West HS



Marcus

2014 Marcus played in 11 games as a first-year contributor on the Commodore offense... Earned starts against South Carolina, Georgia and Old Dominion - in multiple tight end formations... Ended season with six receptions, good for 56 yards and two touchdowns... All of his receptions came in the team's last six games... Set season bests with three receptions, including one for a score, in victory over Old Dominion... Also had a 9-yard TD catch at Missouri... First career

catch, a 25-yarder vs. Charleston Southern, was his longest of the season.

2013 Marcus has not seen action as a true freshman... Added strength in the weight room while impressing as a practice squad tight end.

Marcus' Career Highs:

RECEPTIONS: 3, vs. *Old Dominion*, 11/1/2014
RECEIVING YARDS: 25, at *Missouri*, 10/25/2014
LONGEST CATCH: 25, at *Missouri*, 10/25/2014

HIGH SCHOOL Three-year starter and two-way contributor for one of nation's elite prep programs... Named First Team All-State by Illinois Coaches Association and *Chicago Tribune* after helping 2012 Hitters' squad to 14-0 campaign and 7A state championship... Team ended season ranked No. 20 in *USA Today* national prep Top 25 poll... In 2012, named team's MVP after posting 56 catches for 939 yards and eight TDs as TE, and 25 tackles and eight sacks as DE/LB... Also earned First Team All-Conference as a senior... In 2011, contributed 30 receptions and six TD catches... Helped team to 34-3 overall record as starter... Also earned varsity letters in basketball and track & field.

ACADEMICS Marcus is enrolled in the College of Arts and Science. He is

working toward a degree in communication studies.

PERSONAL Nathan Marcus... Son of Bruce and Danae Marcus... Born Sept. 14, 1994... Has one sister, Meredith, and one brother, Ben... Dad is a manufacturer's rep... Enjoys skiing and golf.

Marcus' Career Receiving Statistics

| | RECEPTIONS | YARDS | AVG | TD | LONG |
|------|------------|-------|-----|----|------|
| 2014 | 6 | 56 | 9.3 | 2 | 25 |



Martin

41 Chris MARTIN

Fullback

Senior ★ 5-10 • 240

Princeton, N.J. ★ Don Bosco Prep

2014 Martin did not see action during his third year on campus... Participated as a fullback on offensive scout.

2013 Martin did not see action as a walk-on fullback prospect.

2012 Martin has not seen playing time during his first season on campus... Spent the year working at fullback on practice squad teams.

HIGH SCHOOL Played DE during preparatory year at Hun School... Earned three letters on DL at Don Bosco Prep, one of the nation's top HS programs... Lettered in wrestling and track... National Honor Society member.

ACADEMICS Martin is working toward a degree in political science. He is a two-time SEC Academic Honor Roll recipient (2013-14).

PERSONAL Christopher Herman Martin... Born Sept. 17, 1992... Son of Herman and Elizabeth Martin... Has a young sister, Catherine... Parents are commercial real estate agents in New York City... Studied abroad in Australia during May 2015.



McCoy

78 Kevin McCOY

Offensive Line

Junior ★ 6-5 • 305

Tampa, Fla. ★ Armwood HS

2014 McCoy did not see action during his third year on campus... Participated as a guard-tackle on

offensive scout teams during fall practices.

2013 McCoy played in two games on the offensive front as a redshirt freshman, serving as a reserve at both guard and tackle.

2012 McCoy redshirted during his first season on campus, participating as scout team offensive lineman.

HIGH SCHOOL Two-year OL starter for one of state's strongest 6A programs... As senior, started at OT, helping Hawks to 15-0 record and 6A state title... Named First Team 6A All-State as senior... Also selected to All-Sun Coast squad... Team went a combined 29-1 in junior and senior seasons.

ACADEMICS McCoy is majoring in psychology from the College of Arts and Science.

PERSONAL Kevin Patrick McCoy Jr. ... Son of Kevin and Trina McCoy... Born July 27, 1994... Has a brother, Demetrius; and two sisters, Taniesha and Krya... Dad works as an auto claim adjuster; mom is a child care provider... Brother played Arena Football... Enjoys acting and writing poetry.

THE PLAYERS



McCrary

2 Johnny McCRARY

Quarterback

Sophomore ★ 6-4 • 220

Decatur, Ga. ★ Cedar Grove HS

2014 McCrary was one of four Commodore quarterbacks that saw action during the 2014 season...

Participated in seven games, earning starting assignments in the team's final five games... Concluded the season completing 78 of 152 passes (51.3 percent) for 985 yards and nine touchdowns...

McCrary's Career Highs:

ATTEMPTS: 31, at Missouri, 10/25/2014
COMPLETIONS: 20, vs. Old Dominion, 11/1/2014
PASSING YARDS: 281, vs. Old Dominion, 11/1/2014
TOUCHDOWN PASSES: 5, vs. Old Dominion, 11/1/2014
LONGEST PASS: 65 yards, vs. Charleston So., 10/11/2014

over Old Dominion, tying school record with five touchdown passes after hitting 20-of-29 passes... 281-yard passing total vs. ODU also marked team season high... ODU effort also earned McCrary SEC Freshman of the Week honors... Completed 17-of-31 passes for 186 yards and two touchdowns at Missouri.

2013 McCrary enrolled in Vanderbilt during 2013 spring semester, participating in spring drills as prospective quarterback.

HIGH SCHOOL Senior captain at Cedar Grove... Concluded career as leading passer in DeKalb County history, posting staggering career pass stats: 567 of 831 (68.2%) for 9,025 yards and 78 TDs... Guided team to three straight AAA playoff berths... As senior at Atlanta school, was 203 of 270 (75.2%) for 2,927 yards, 25 TDs and just nine INTs, earning First Team All-State and *Atlanta Journal-Constitution* "Super 11" honors... Also surpassed 300 passing yards in five games as senior... Participated in postseason U.S. Army All-American Bowl... Achieved rarity by earning AAA All-State QB recognition for three straight years.

ACADEMICS McCrary is working toward a degree in sociology from the College of Arts and Science.

PERSONAL Johnathon Malcom McCrary... Son of the late Gregory McCrary Sr... Born Sept. 6, 1994... Has one brother, Gregory Jr., and one sister, Leah... Dad was a school teacher and also enjoyed seven-year career as NFL tight end... Involved in youth activities at hometown church.

McCrary's Career Quarterback Statistics

| | ATT-COMP-INT | YARDS | PCT. | TD | LG |
|------|--------------|-------|------|----|----|
| 2014 | 152-78-8 | 985 | 51.3 | 9 | 65 |



McGaster

5 Torren McGASTER

Cornerback

Junior ★ 6-0 • 200

Daphne, Ala. ★ Daphne HS

2014 McGaster developed into the Commodores' most consistent cornerback as a first-year starter... Played in all 12 games, McGaster earned 11 starting assignments in the secondary... Finished the year with two interceptions, sharing team lead with cornerback Taurean Ferguson... Ranked first on the squad with 46 solo tackles, second with five defended passes, and third with 66 total tackles... Also contributed 3.5 tackles for loss and a forced fumble... Concluded the year in outstanding fashion, picking off two passes in narrow loss vs. Tennessee... Season high of seven solo tackles and nine total tackles came at Mississippi State...

McGaster's Career Highs:

SOLO TACKLES: 7, at Miss. State, 11/22/2014
TOTAL TACKLES: 9, at Miss. State, 11/22/2014
INTERCEPTIONS: 2, vs. Tennessee, 11/29/2014

All season totals marked new career highs for McGaster... Registered seven total tackles and a forced fumble vs. South Carolina... Also posted at least four tackles in 11 of 12 games.

2013 McGaster played in all 12 regular season games, and earned a start in the secondary at Texas A&M... Finished the year with 14 total tackles and a fumble recovery... Contributed pair of tackles against UMass, UAM, Missouri, Texas A&M and Wake Forest... Fumble recovery came in win over Georgia.

2012 Though McGaster never played as a true freshman, he received valuable practice time working frequently with the team's travel roster. **HIGH SCHOOL** Three-year starter in defensive secondary for one of state's top 6A programs... Three-year letterwinner... As senior, posted 37 tackles, two interceptions, seven passes defended, four fumble recoveries as DB for 10-2 Trojans squad... Returned four kickoffs for TDs as senior.

ACADEMICS McGaster is enrolled in the College of Arts and Science, working toward a degree in sociology.

THE PLAYERS



PERSONAL Torren McGaster... Son of Alane Perdue and Robert McGaster... Stepdad is Johnnie Perdue... Born May 25, 1993... Mom works with Daphne schools; dad is self-employed... Has three brothers, Brandilion, Jonathan and Johnnie; and three sisters, Amber, Fredrika and Nastisa.

McGaster's Career Defensive Statistics

| | TACKLES | TFL | INT | FF/FR | PBU |
|---------------|-----------------|--------------|------------|------------|----------|
| 2014 | 46-20-66 | 3.5-9 | 2-6 | 1/0 | 4 |
| 2013 | 10-5-15 | 0.0-0 | 0-0 | 0/1 | 0 |
| Career | 56-35-81 | 3.5-9 | 2-6 | 1/1 | 4 |



27 Jahmel MCINTOSH

Safety

Senior ★ 6-1 • 202

Cleveland, Miss. ★ Cleveland HS

2014 McIntosh saw the most action of his career as a redshirt junior... Participated in all 12 games, earning nine starts at safety... Finished the year setting single-season highs with 26 solo tackles and 40 total tackles... Also contributed an interception, two defended passes and 1.5 tackles for loss... Started the team's last nine games, earning initial starting assignment against South Carolina... Posted at least four tackles in six games, topped by a career high eight-tackle effort vs. Ole Miss... Contributed five solo tackles at Kentucky... Had three stops and a 35-yard interception return at Georgia.

2013 McIntosh saw the most action of his career as a third-year safety...



Played in every game, earning a starting assignment at strong safety against Wake Forest... Finished the year with nine solo tackles and 17 total tackles, both career highs... Set season high with four tackles in win over Wake Forest... Also registered three tackles against Austin Peay and Missouri... Had important 25-yard interception return in fourth quarter of BBVA Compass Bowl victory over Houston.

2012 McIntosh saw action in nine games as a reserve safety and special teams contributor registering eight total tackles.

McIntosh's Career Highs:

SOLO TACKLES: 6, vs. Ole Miss, 9/6/2014
TOTAL TACKLES: 8, vs. Ole Miss, 9/6/2014

2011 McIntosh did not play, participating as a safety on practice squads.

HIGH SCHOOL Senior captain... Three-year

starter at safety/LB for Mississippi squad... Also contributed as WR for Cleveland... As senior, earned team MVP after helping Wildcats to strong finish, district title and 4A playoff berth despite missing first three games... Had 56 solo tackles, four INTs, five forced fumbles as senior... Named to Coaches' 4A first team All-State team... Played in Mississippi North/South All-Star Game... As junior, posted 119 total tackles playing LB and safety.

ACADEMICS McIntosh is working toward a degree in psychology from the College of Arts and Science.

PERSONAL Jahmel Ra'Shan McIntosh... Adopted son of James and Serena Shumpert... Born Feb. 25, 1993... Has a brother, Austin Shumpert... Graduated from Itawamba H.S. in Fulton, Miss... Mentored young children during summer as park commission worker.

McIntosh's Career Defensive Statistics

| | TACKLES | TFL | INT-YDS | FF/FR | PBU |
|---------------|-----------------|--------------|-------------|------------|----------|
| 2014 | 24-16-40 | 1.5-2 | 1-35 | 0/0 | 2 |
| 2013 | 9-8-17 | 0.0-0 | 1-25 | 0/0 | 0 |
| 2012 | 4-3-7 | 0.0-0 | 0-0 | 0/0 | 0 |
| Career | 37-27-64 | 1.5-2 | 2-60 | 0/0 | 2 |

THE PLAYERS



8 Ronald MONROE

Wide Receiver

Redshirt Freshman ★ 6-3 • 200

Houston, Texas ★ Fort Bend Bush HS

2014 Monroe did not see action as a true freshman, but displayed plenty of abilities as a scout team wide receiver during fall practices... Also worked effectively to improve overall strength in the weight room during first year on campus.

HIGH SCHOOL Three-year captain, four-year varsity letterwinner... Three-year starting QB for 5A school located west of Houston... As senior, named District MVP after amassing 4,258 total yards, including 3,331 passing yards, and accounting for 56 TDs... One of his favorite passing targets was twin brother Donald Monroe... Production helped Bush to 9-3 mark and state playoffs... As junior, threw for 1,881 yards and 21 TDs for 10-2 squad... Was district's Newcomer of the Year as a sophomore after passing for 1,451 yards and 10 TDs... Played with brother on basketball squad that captured district title... Also earned letters as sprinter in track & field.

ACADEMICS Monroe is enrolled in the College of Arts and Science.

PERSONAL Ronald Bernard Monroe... Born May 1, 1996... Son of Donald and Sherrie Monroe... In addition to his twin brother Donald, has two sisters, Kerin and Brianna... Dad works internationally.



97 Reid NELSON

Punter

Sophomore ★ 6-2 • 215

Hueytown, Ala. ★ Hueytown HS

2014 Nelson did not see game action as a first-year punter prospect.

HIGH SCHOOL Earned three varsity letters... Two-year starting punter and placekicker for Birmingham-area school... Named All-Area punter as senior after averaging 43 yards... Also lettered on golf team... Recipient of the state's Bryant-Jordan Scholarship and school's top scholar-athlete as senior.

ACADEMICS Nelson is enrolled in the College of Arts and Science. He has not declared a major.

PERSONAL William Patrick Reid Nelson... Born Nov. 16, 1995... Son of Robert and Ronee Nelson... Has two older brothers, Evan and Kyle, and older sister, Melissa... Dad is retired, mom is nurse at Birmingham children's hospital.




17 Tommy OPENSHAW

Kicker/Punter

Redshirt Sophomore ★ 6-2 • 185

Jacksonville, Fla. ★ Creekside HS

2014 Openshaw saw action in 11 games, serving as the team's primary placekicker in his redshirt freshmen season... Made 72.7 percent of field goals, converting 8-of-11... Was 6-of-6 on field goals inside 40 yards... Last two conversions came from 48 and 46 yards... Made all 21 PATs on the season... Also served as team's primary kickoff specialist during last two months of season.



2013 Openshaw did not see action as a true freshman... Displayed excellent leg strength and accuracy as a kicker-punter.

HIGH SCHOOL Ranked among nation's top kicking specialists by several

Openshaw's Career Highs:

FGS IN GAME: 2 (2x), most recently vs.
Charleston So., 10/11/2014
LONGEST FG: 48, vs. Florida, 11/8/2014

services... Started three years as kicker... Became team's kicker as sophomore, adding punting duties as a senior... Became school's first player to earn First Team 6A All-State from writers after making five

FGs and 45.6-yard punting average as senior... Also named All-District as senior... Was 16-of-22 on field goals as junior, including team record 56-yarder, as team advanced to state playoffs.


ACADEMICS Openshaw is enrolled in the College of Arts and Science, but is undecided on a major. He is a 2014-15 SEC Academic Honor Roll recipient.

PERSONAL Thomas Reilly Openshaw... Son of Mark Openshaw and Susanne Openshaw... Born Sept. 30, 1994... Has three younger sisters: Colleen, Tara and Claire... Dad works as a construction manager; mom is retired from the U.S. Navy... Mom was a gymnast at U.S. Naval Academy... High academic achiever... Active in youth activities at hometown church... Enjoys golf.

Openshaw's Career Kicking Statistics

| | FG-FGA | FG% | LONG | PATS | POINTS |
|------|--------|------|------|-------|--------|
| 2014 | 8-11 | 72.7 | 48 | 21-21 | 45 |

THE PLAYERS



77 Spencer PULLEY

Center

Senior ★ 6-4 • 300

Memphis, Tenn. ★ Evangelical Christian

2014 Named to Rimington Trophy preseason watch-list... A quiet leader on the offense, Pulley became one of the Commodores' most dependable and consistent interior blockers as a second-year starter... Earned 12 straight starts at right guard, running his consecutive starts streak to 25 games... Concluded the season with 29 career starts... Earned All-Southeastern Conference consideration after playing virtually every offensive snap... Registered 28 pancake blocks and 10 additional domination blocks during the season.

2013 Pulley became one of the Commodores' most dependable and effective interior blockers during the team's 9-4 campaign... Started at right guard in all 13 games... Also earned snaps as center during three late-season games... Registered 46 knockdown blocks, and 67 blocks that led to touchdowns or first downs.

2012 Pulley started four early games at center, helping pave the way for rushing attack that averaged 167 yards and passing attack that averaged 222 yards.

2011 One of five true freshmen to see action during the season, Pulley participated as a reserve offensive guard and contributed on special team conversion units... Played in six games.

HIGH SCHOOL Senior captain... Three-year starter at OT at powerful

Memphis private school... As senior, anchored offensive line that helped Evangelical average 37.2 points per game... As DE, contributed 29 tackles and 11 QB sacks... Recipient of Division II-Class A Mr. Football Award as state's top lineman as senior LT... Named to writers' first team Division II-A All-State team, *Commercial Appeal's* Best of Preps and captured district OL MVP as senior... Played in Tennessee East-West All-Star Game... Squad went 24-9 during three-year varsity career, twice reaching Division II state semifinals... Earned three letters as thrower in track.

ACADEMICS Pulley is on schedule to complete a degree in human and organizational development (leadership emphasis) this December. He was a three-time SEC Academic Honor Roll recipient (2012-14).

PERSONAL Spencer Kyle Pulley... Son of Lee and Karen Pulley... Born April 4, 1993 in Memphis... Has an older sister, Kayla... Dad is certified accountant; mom is homemaker.



86 Latevius RAYFORD

Wide Receiver

Junior ★ 6-1 • 198

Memphis, Tenn. ★ Whitehaven HS

2014 Rayford enjoyed his finest season as a Commodore receiver, ranking among the team's top aerial targets in virtually every stat category... Participated in all 12 games, earning 10 starting assignments at wide receiver... Finished the campaign ranked second in the receiving corps with 36 catches and third with 350 receiving yards... Registered a catch in 11 of 12 games... Set career highs with eight receptions against Florida and 79 receiving yards vs. Old Dominion... Totaled 20 catches and 203 receiving yards in final four appearances... Touchdown grab came in win over Old Dominion.

2013 Rayford was one of three true freshmen WR who earned playing time... Saw action in six games... Posted two receptions for 29 yards.

THE PLAYERS

HIGH SCHOOL Senior captain... Four-year starter at WR for Warriors... As a senior, averaged 26.2 yards on 19 receptions for run-oriented offense... Also

Rayford's Career Highs:

RECEPTIONS: 8, vs. Florida, 11/8/2014
REC. YARDS: 79 (2), vs. ODU, 11/1/2014
LONGEST CATCH: 24, vs. Austin Peay, 9/7/2014

produced 11 TDs as a WR/returner and had two INTs as senior safety... Impressed in postseason Semper Fi All-American Bowl.


ACADEMICS Rayford is majoring in communication studies from the College of

Arts and Science.

PERSONAL Latevius D'Vonte Rayford... Son of Marcus and LaKeydra Brown... Born May 3, 1995... Has two brothers, Marcus and Shuntrell... Mom works for the Memphis Board of Education; dad works in retail... Mentored youngsters through variety of community efforts in hometown.

Rayford's Career Receiving Statistics

| | RECEPTIONS | YARDS | AVG | TD | LONG |
|--------|------------|-------|------|----|------|
| 2014 | 36 | 350 | 9.7 | 1 | 20 |
| 2013 | 2 | 29 | 14.5 | 0 | 24 |
| Career | 38 | 379 | 10.0 | 1 | 24 |



61 Bruno REAGAN

Offensive Guard

Redshirt Freshman ★ 6-3 • 315

Clarksville, Tenn. ★ Clarksville HS

2014 Reagan did not see action as a true freshman... Participated as an offensive lineman on scout teams during fall practices, and continued to add strength in the weight room.

HIGH SCHOOL Senior captain... Three-year letterwinner, two-year starter on OL... Earned Class 5A All-State and All-Region honors as a senior, finishing the season with more than 20 pancake blocks... Finalist for 2013 Harry Galbreath Lineman of the Year Award... Played in Tennessee East-West All-Star Game... Ranks among Tennessee's top prep wrestlers... As a junior, was state heavyweight champion, finishing the year with a 57-0 individual record... Earned national recognition in wrestling and judo competitions.

ACADEMICS Reagan is studying in the College of Arts and Science. He has not decided on a major.

PERSONAL Bruno Ricardo Reagan... Born May 24, 1996... Son of Mackel and Isabel Reagan... Has one brother, Eduardo, and one sister, Gabriela... Dad works as a state recreation consultant; mom works as a nurse... Parents participated in collegiate sports at Austin Peay: dad as a football player; mom as an All-Ohio Valley Conference volleyball player.



28 Dallas RIVERS

Running Back

Sophomore ★ 6-1 • 224

Stone Mountain, Ga ★ Stephenson HS

2014 As a true freshman, Rivers played in all 12 games, serving as the Commodores' No. 2 running back behind Ralph Webb... Finished the season with 218 rushing yards and two touchdowns on 61 carries... Rivers' powerful built gave Commodore rushing



attack different dimension from Webb's style... Set single-game highs with 73 rushing yards on 17 carries in victory over Old Dominion... Had 47 yards and

a score in win over Charleston Southern... First career rushing touchdown came at Georgia.

HIGH SCHOOL Three-year starting RB for two Atlanta area schools, Stephenson HS and Tucker HS... As

Rivers' Career Highs:

RUSHING YARDS: 73, vs. ODU, 11/1/2014
RUSH ATTEMPTS: 17, vs. ODU, 11/1/2014
LONGEST RUSH: 12, vs. ODU, 11/1/2014

senior RB, rushed for 1,127 yards and 22 TDs for 9-3 Stephenson squad that advanced to second round of Class AAAAA playoffs... Earned First Team All-Area honors as senior... Played in postseason DeKalb County All-Star Game... Transferred to Stephenson prior to senior season... As a junior at nearby Tucker HS, was DeKalb County's leading rusher with 1,110 yards and 14 TDs, helping Tucker to 10-3 and state quarterfinals... As sophomore, rushed for 882 yards and 18 TDs helping Tucker to 15-0 record and AAAA state title... Honors student, Atlanta Carson Scholar recipient.

ACADEMICS Rivers is undecided on a major. He is enrolled in the College of Arts and Science. He is a 2015 SEC Freshman Academic Honor Roll recipient.

PERSONAL Dallas James Rivers... Born May 25, 1996... Son of Rhonda and Lester Rivers III... Has two younger brothers, Dawson and Dylan... Involved in Young Life organization, worked as counselor at local summer camps... Video game enthusiast... Attended same high school as fellow Commodore student-athletes Darreon Herring and Jonathan Wynn.

Rivers' Career Rushing Statistics

| | ATT | YARDS | AVG. | TDs | LONG |
|------|-----|-------|------|-----|------|
| 2014 | 61 | 218 | 3.6 | 2 | 12 |

THE PLAYERS



Opened the season against Ole Miss with a 2-catch, 43-yard performance that included a 34-yard TD reception... Closed the year impressively, catching three passes for 48 yards in win over Wake Forest.

Scheu's Career Highs:

CATCHES: 6, at Missouri, 10/25/2014
REC. YARDS: 83, vs. So. Carolina, 9/20/2014
LONGEST CATCH: 44, vs. So. Carolina, 9/20/2014

2012 Scheu played in 12 games during the season, earning seven starts at tight end... Arguably best blocker among team's TE corps... Caught eight passes for 48 yards and a touchdown on the season... Had a career-

high three catches for 21 yards versus Florida... Lone touchdown was acrobatic grab against Presbyterian... Also contributed two catches in team's Franklin American Mortgage Music City Bowl win over N.C. State.

2011 Scheu did not earn playing time as true freshman, but impressed coaches and teammates with blocking and receiving abilities during practices... Added weight and bulk since arriving on campus.

HIGH SCHOOL Three-year starter at TE... As senior, hauled in 33 catches for 378 yards and five TDs for 7-5 squad that advanced to state 3A quarterfinals... Named All-State as senior by Indiana H.S. Coaches... In 2009, posted 43 receptions and 10 TDs helping Memorial to second straight state finals appearance... As sophomore, had five TD catches... Finished career with 93 receptions, 1,433 receiving yards and 20 TD catches.

ACADEMICS Scheu is working toward an interdisciplinary degree in medicine, health, and society. He is a three-time SEC Academic Honor Roll recipient (2012-14).

PERSONAL Steven Scheu... Son of Ben and Martha Scheu... Born July 7, 1992... Dad works in the packaging industry; mom is medical assistant... Has one brother, Brad, and a sister, Caroline... An uncle, Steve Ernst, earned football letters playing center for Vanderbilt in 1967-68... Enjoys golf.

Scheu's Career Receiving Statistics

| | RECEPTIONS | YARDS | AVG | TD | LONG |
|--------|------------|-------|------|----|------|
| 2014 | 39 | 525 | 13.5 | 4 | 44 |
| 2013 | 9 | 123 | 13.7 | 1 | 34 |
| 2012 | 8 | 45 | 6.0 | 1 | 11 |
| Career | 56 | 693 | 12.4 | 6 | 44 |



81 Steven SCHEU

Tight End

Senior ★ 6-5 • 245

Evansville, Ind. ★ Reitz Memorial HS

Scheu

2014 Scheu capped his finest season as a Commodore by earning All-Southeastern Conference honors from the Associated Press... Started all 12 games at tight end in new offensive scheme... Established new career highs with 39 receptions, 525 receiving yards and four touchdown catches, sharing or leading the team in all three categories... Posted more catches than any other SEC tight end, and ranked second in yardage... Receiving yardage total was the most by a Commodore tight end since 1983... Team's active career leader with 56 catches, 693 receiving yards and six touchdown catches... Registered at least one catch in all 12 games... Established new single-game career highs against SEC foes Missouri (six receptions) and South Carolina (83 receiving yards)... Amassed 20 catches, 256 receiving yards and three touchdowns in last five appearances... Also posted five catches of 25 yards or longer... Represented the offense at preseason SEC Media Days.

2013 Scheu played in 12 games, earning six starting assignments at tight end... Finished year with nine catches, good for 123 yards and a TD...



60 Jacob SCHULTZ

Snapper

Sophomore ★ 6-4 • 230

Murfreesboro, Tenn. ★ Siegel HS

Schultz

2014 Schultz did not see action in his second year... Participated during fall camp as a reserve snapper on

special teams.

2013 Schultz did not play in first year as a snapper.

HIGH SCHOOL Three-year letterwinner, two-year starter for Middle Tennessee public school... As senior, started as center and snapper for 13-1 squad that advanced to state semifinals... National Merit Semifinalist and National Honor Society president.

ACADEMICS Schultz is majoring in biology and medicine, health & society. He is a 2014 SEC Academic Honor Roll recipient.

PERSONAL Jacob Daniel Schultz... Born Dec. 30, 1994... Son of Jack and Kristine Schultz... Has an older brother, Josh.

THE PLAYERS



9 Caleb SCOTT

Wide Receiver
Sophomore ★ 6-2 • 195
Suwanee, Ga. ★ North Gwinnett HS

2014 Scott saw action in 11 of 12 games during his first year on campus... Participated at wide receiver... Earned first start in season finale vs. Tennessee... Leader among the team's true freshmen with six catches and 78 receiving yards... Longest reception of season was 39-yarder in win over Old Dominion... Notched two acrobatic catches for first downs in narrow loss at Missouri... Also posted receptions vs. Temple, Georgia and Tennessee.

Scott's Career Highs:

CATCHES: 2, at Missouri, 10/25/2014
LONGEST CATCH: 39, vs. Old Dominion, 11/1/2014

HIGH SCHOOL Three-year letterwinner... Two-year starting WR for Class AAAA power northeast of Atlanta... As senior captain, amassed 1,057 yards and 10 TDs on 72 catches helping North Gwinnett to 13-2 record and state title game... Top game – 12 catches for 211 yards – came against rival Collins Hill... Two-time All-State, All-Area recipient... Played in postseason North-South Georgia All-Star Game... As a junior, posted 38 receptions for 684 yards and 11 TDs... Captured regional hurdles title in track & field... High academic achiever.

ACADEMICS Scott is studying in the College of Arts and Science, working toward a medicine, health and society degree. He is a 2015 SEC Freshman Academic Honor Roll recipient.

PERSONAL Caleb Gregory Scott... Born Feb. 8, 1996... Son of Chuck and Julie Scott... Has one brother, Chad, and one sister, Jenna... Both parents graduated from Vanderbilt and work with Young Life ministry... Dad was an All-America tight end at Vanderbilt who played in the NFL. Brother plays WR at Furman.

2014 Sherfield played in seven games, and was one of two true freshmen to see action at wide receiver... Ended the year with one reception and three rush attempts... Nine-yard catch came at Missouri... First career rush resulted in 25-yard carry vs. South Carolina... Posted two rushes for 15 yards in victory over Old Dominion.

Scott's Career Receiving Statistics

| | RECEPTIONS | YARDS | AVG | TD | LONG |
|------|------------|-------|------|----|------|
| 2014 | 6 | 78 | 13.0 | 0 | 39 |



10 Trent SHERFIELD

Wide Receiver
Sophomore ★ 6-0 • 200
Danville, Ill. ★ Danville HS

2014 Sherfield played in seven games, and was one of two true freshmen to see action at wide receiver... Ended the year with one reception and three rush attempts... Nine-yard catch came at Missouri... First career rush resulted in 25-yard carry vs. South Carolina... Posted two rushes for 15 yards vs. Old Dominion.

HIGH SCHOOL Two-time captain... Four-year letter varsity winner for Class 6A school... Three-year starter on offense and defense... Started at QB as junior and senior, accounting for 4,790 yards and 64 total TDs on offense...

Sherfield's Career Highs:

LONGEST CATCH: 9 yards, at Missouri, 10/25/2014
LONGEST RUSH: 25 yards, vs. So. Carolina, 9/20/2014

As three-year DB starter, amassed 146 tackles and six interceptions... As senior QB, accumulated 2,429 total yards, threw 22 TD passes and rushing for 11 TDs passed for 22 TDs and rushed for 11 TDs... Also registered 83 tackles as senior... Accounted for 443 total yards and seven TDs – four rushing and

three passing – in 2013 season opener, ... Two-time honorable mention All-State and All-Area recipient who played in postseason Offense-Defense All-American Bowl... Three-year letterwinner as guard in basketball and sprinter-jumper in track & field.



THE PLAYERS

ACADEMICS Sherfield is studying in the College of Arts and Science. He has not decided on a major.

PERSONAL Trent Nyrrell Sherfield... Son Feb. 26, 1996... Son of Tedrone Sherfield... Step-dad, DaJuan Gouard, is basketball head coach at Danville Area Community College... Has a younger brother, Thomas.

Sherfield's Career Offensive Statistics

| | REC. | AVG | TDS | LONG | RUSHES | AVG | TDS | LONG |
|------|------|-----|-----|------|--------|------|-----|------|
| 2014 | 1-9 | 9.0 | 9 | 0 | 3-40 | 13.3 | 0 | 25 |



Sims

6 Darrius SIMS

Wide Receiver/Return Specialist

Junior ★ 5-9 • 188

Memphis, Tenn. ★ Whitehaven HS

2014 The Commodores' most versatile player, Sims saw action in all three phases of the game... Participated in all 12 games, seeing action as a running back and wide receiver on offense, nickel back on defense, and return specialist... Ranked among the leading SEC kick returners, averaging 24.5 yards on 31 returns... Put together one of the greatest individual performances in team history against South Carolina, becoming first player in SEC history to return two kicks for touchdowns in the same game... Touchdowns against Gamecocks came on returns on 91 and 100 yards... Performance vs. South Carolina earned SEC Specialist of the Week honors... On offense, Sims had two rush attempts and caught a pair of passes... On defense, Sims totaled five tackles and an interception... Provided team's only points vs. Kentucky with a 13-yard interception for



touchdown.

2013 Sims was one of three true freshmen to see action for the 'Dores during the regular season, contributing as a cornerback and return specialist... Played in all 12 games... Finished 10 total tackles, including eight solo

Sims' Career Highs:

LONGEST RUSH: 5 yards, vs. Charleston So., 10/11/2014
LONGEST CATCH: 14 yards, at Georgia, 10/4/2014
LONG KICK RETURN: 100 yards, vs. So. Carolina, 9/20/2014
KICK RETURN TDS: 2, vs. So. Carolina, 9/20/2014

stops... Also contributed a fumble recovery and pass defended... Was one of the SEC's top kickoff returners, averaging 23.1 yards on 22 returns... Posted season best return of 71 yards in win at Tennessee... Registered three solo tackles at South Carolina, and a pair of unassisted stops against both Texas A&M and UAB.

HIGH SCHOOL Senior captain... Three-year starter at cornerback... Played instrumental role as CB and WR in Whitehaven's first state title campaign... Was named Defensive MVP in thrilling 36-35 6A state championship victory over Maryville that capped 15-0 record... As senior, earned First Team All-State honors after contributing 68 tackles, four INTs and 13 pass breakups... Accounted for seven TDs as senior, including two INT returns and three punt returns... Hauled in a pair of INTs in postseason AutoZone Liberty Bowl All-Star Game... Sprinted in track and lettered in basketball.

ACADEMICS Sims is enrolled in the College of Arts and Science, majoring in communication studies.

PERSONAL Darrius D. Sims... Son of Phyllis Carter... Born Oct. 26, 1994... Has two brothers, DeMario and DeMarcus; and two sisters, Joselyn and DeeLeon... Godparents are Marvin and Trione Cooper.

Sims' Career Offensive, Return Statistics

| | RUSHES | AVG | LONG | REC. | AVG | LONG | KOR | AVG | TDS | LONG |
|--------|--------|-----|------|------|-----|------|---------|------|-----|------|
| 2014 | 2-2 | 1.0 | 5 | 2-14 | 7.0 | 14 | 31-760 | 24.5 | 2 | 100 |
| 2013 | - | - | - | - | - | - | 22-509 | 23.1 | 0 | 71 |
| Career | 2-2 | 1.0 | 5 | 2-14 | 7.0 | 14 | 53-1269 | 23.9 | 2 | 100 |



Smith

7 Emmanuel SMITH

Safety

Sophomore ★ 6-2 • 218

Murfreesboro, Tenn. ★ Oakland HS

2014 Smith saw action in 10 games as a true freshman, contributing three solo tackles... Participated on special teams and as safety/nickel back in defensive secondary.

HIGH SCHOOL Senior captain... Two-way starter as junior and senior... In 2013, helped Patriots to superb 12-1 record, district title and Class 6A quarterfinals... Posted 34 solo tackles, 54 total stops, three interceptions and four forced fumbles as DB... Caught 16 passes for 201 yards as WR... Named to sportswriters' 6A First Team All-State squad and Tennessean's Dandy Dozen and All-Midstate teams... Played in postseason Semper Fi All-American Game... Started at QB and DB as junior... As QB, rushed for 777 yards, passed for 628 yards and accounted for 10 TDs; as DB, had 77 total tackles, an INT and two forced fumbles.

ACADEMICS Smith is studying in the College of Arts and Science. He is undecided on a major.

PERSONAL Emmanuel Demetric Smith... "Man"... Born July 25, 1995... Son of Demetrius and Stephanie Smith... Dad is a police officer; mom works at Dupont... Younger brother, Josh, is a Commodore freshman linebacker... Dad played at Middle Tennessee.

THE PLAYERS



Smith's Career Defensive Statistics

| | TACKLES | TFL | INT | PBU | FF/FR |
|------|---------|-------|-----|-----|-------|
| 2014 | 1-2-3 | 0.0-0 | 0-0 | 0 | 0/0 |



10 Shawn STANKAVAGE

Quarterback

Redshirt Freshman ★ 6-1 • 195

Durham, N.C. ★ Cardinal Gibbons HS

Stankavage

2014 Stankavage did not see game action as a true freshman... Impressed teammates as a scout team

quarterback during fall camp... Added weight through solid conditioning effort during first year on campus.

HIGH SCHOOL Senior captain... Two-year starter for Raleigh private school power... As senior QB, completed 247 of 408 passes for 3,564 yards and 34 TDs, helping Crusaders to 9-4 record and 3A state playoff run... Also rushed for 1,058 yards and 13 TDs... Named region Offensive Player of the Year and First Team Big 8 as senior... In 2012, threw for 1,920 yards and 28 TDs, helping school to 11-1 record and conference title... Played varsity basketball.

ACADEMICS Stankavage is undecided on a major. He is a 2015 SEC Freshman Academic Honor Roll recipient.

PERSONAL Shawn Anthony Stankavage... Born Oct. 3, 1995... Son of Scott Stankavage and Sue Walsh... Has four sisters, Sarah, Shelby, Ella and Jordan, and a brother, Leo... Dad played QB at University of North Carolina and in NFL with Denver Broncos; mom was an elite swimmer, qualifying for the 1980 Moscow Olympics in the 200-meter backstroke which was boycotted by the United States.



Stokes

99 Landon STOKES

Outside Linebacker

Sophomore ★ 6-4 • 240

Orlando, Fla. ★ Lake Highland Prep

2014 Stokes participated in 10 of 12 games as a redshirt freshman... Earning playing time at outside linebacker in 3-4 defensive scheme... Served as key reserve to starters Kyle Woestmann and Stephen Weatherly... Registered four solo tackles during the season.

2013 Stokes did not see action as a true freshman... Improved strength while impressing coaches as a practice squad defensive end.

HIGH SCHOOL Senior captain... Four-year starter for Orlando school... Started as DE/LB on defense and WR/TE on offense... As a senior, contributed 54 tackles, and eight sacks... Also added 15 catches for 264 yards and three TDs on offense... Named Second Team 4A All-State and listed as a top prospect by *Orlando Sentinel* as senior... Posted nearly 20 sacks and more than 175 tackles during career... Started on Highlanders' basketball team coached by former Vanderbilt basketball standout Jeff Turner... Also lettered in track & field.

ACADEMICS Stokes is enrolled in the College of Arts and Science, working toward a degree in sociology.

PERSONAL Landon Foster Stokes... Son of Fred and Regina Stokes... Born Oct. 31, 1993... Has two brothers, Lance and Luke... Dad owns food distribution firm and played defensive end for 10 years in the NFL; mom serves as director of children's ministry at Orlando World Outreach Center... Prep teammate of Vanderbilt offensive lineman Blake Fromang... Plays saxophone.

Stokes' Career Defensive Statistics

| | TACKLES | TFL | SACKS | QH | FF/FR | PBU |
|------|---------|-------|-------|----|-------|-----|
| 2014 | 2-2-4 | 0.0-0 | 0.0-0 | 0 | 0/0 | 0 |

THE PLAYERS



Tarpley

2 Arnold TARPLEY

Safety

Sophomore ★ 6-0 • 202

Pittsburgh, Pa. ★ Central Catholic HS

2014 Tarpley was among four true freshmen to see action in the Commodore defensive secondary during the 2014 season... Participated in 11 games, missing the season finale vs. Tennessee... Contributed at safety and nickel back, and saw action on special team coverage units... Contributed a team-high two forced fumbles

during the year... Concluded with 14 solo tackles, 18 total tackles and a pair of tackles for loss... Forced fumbles came against Temple and Missouri... Set career high with five solo tackles at Kentucky.

Tarpley's Career Highs:

TOTAL TACKLES: 5, at Kentucky, 9/27/2014
SOLO TACKLES: 5, at Kentucky, 9/27/2014

HIGH SCHOOL Two-year defensive starter for Pittsburgh private power... As senior DB, posted 75 tackles, including 10 for losses, four interceptions and a pair of forced fumbles for 15-1 Viking squad that captured Western Pennsylvania Interscholastic Athletic League (WPIAL) Class AAAA title and finished runnerup in the PIAL state championship... Earned All-State and All-League honors as senior DB... Named to Pennsylvania roster for Big 33 Pennsylvania-Ohio Prep Football Classic.

ACADEMICS Tarpley is studying in the College of Arts and Sciences. He has not declared a major.

PERSONAL Arnold Lee Tarpley III... Born June 18, 1996... Son of Darieth and Arnold Tarpley Jr... Dad is a podiatrist; mom is former Pittsburgh TV news anchor who currently works as marketing entrepreneur... Looking to work toward pre-law degree.

Tarpley's Career Defensive Statistics

| | TACKLES | TFL | INT | FF/FR | PBU |
|------|-----------|--------|-----|-------|-----|
| 2014 | 14-4-4-18 | 2.0-13 | 0-0 | 2/0 | 0 |



Thomas

40 Ja'Karri THOMAS

Inside Linebacker

Junior ★ 6-1 • 230

Tallahassee, Fla. ★ Godby HS

2014 Thomas played in 11 of 12 games as inside linebacker... Missed an early-season encounter vs. Ole Miss... Only career start came in win over Charleston Southern... Ended the season with 22 total stops, including six solo stops, and a defended pass... Had nine tackles, a career high, vs. Charleston Southern... Also posted five stops vs. Old Dominion, four vs. Florida and three at Miss. State. **2013** Thomas played in all 13 games, seeing action at linebacker and on special team coverage units... Finished with 23 tackles, including nine solo stops and 2.5 tackles for loss... Posted four total tackles against UMass, UAB and Florida... Also registered a forced fumble vs. Missouri.

Thomas' Career Highs:

TOTAL TACKLES: 9, Charleston So., 10/11/2014
SOLO TACKLES: 2 (2x), most recently vs. Old Dominion, 1/1/2014

2012 Thomas showed plenty of ability as the practice squad linebacker.

HIGH SCHOOL Senior co-captain... Four-year defensive starter for 5A school, seeing action along the defensive front and linebacker positions... As senior OLB/DE, posted 57 tackles, five QB sacks and an interception for 9-3 squad that advanced for second straight year to second round of 5A state playoffs... Earned First Team 5A All-State and All-Area as senior... Had 73 tackles, 6.5 sacks and pair of forced fumbles as junior... Started at DE as true freshman when Godby advanced to state finals.

ACADEMICS Thomas is majoring in sociology from the College of Arts and Science.

PERSONAL Ja'karri Mar'quise Thomas... Son of Morris Knight and the late Catina Ponder... Born Aug. 15, 1993... Has four younger siblings: two brothers, E'yelle, and E'mmanuel; and two sisters, O'sha and I'mani.

THE PLAYERS

Thomas' Career Defensive Statistics

| | TACKLES | TFL | SACKS | INT | FF/FR | PBU |
|--------|----------|--------|-------|-----|-------|-----|
| 2014 | 6-16-22 | 0.5-1 | 0.0-0 | 0-0 | 0/0 | 1 |
| 2013 | 9-14-23 | 2.5-10 | 0.0-0 | 0-0 | 1/0 | 0 |
| Career | 15-30-45 | 3.0-11 | 0.0-0 | 0-0 | 1/0 | 1 |



95 Riley TINDOL

Defensive End

Redshirt Freshman ★ 6-5 • 262

Billingsley, Ala. ★ Autauga Academy

2014 Tindol did not see game action as a true freshman... Participated on the defensive line for scout teams during fall camp, and worked effectively to add strength in the weight room.

HIGH SCHOOL Senior captain and two-year starter at private school near Montgomery... Earned two varsity letters in nearby Billingsley H.S. before transferring to Autauga Academy... Started at LT and DE the last two years... As a senior DE, had 69 tackles, eight quarterback sacks and 16 tackles for loss for Generals' squad that went 9-3 and advanced to private school state quarterfinals... On offense, paved way for 2,500-yard rusher Eric Graham... Named AIA First Team All-State and All-Area OT... As junior, was instrumental in 11-2 season... Started as post for varsity basketball squad, pitcher & first baseman in baseball and throws shot put in track..

ACADEMICS Tindol is undecided on a major. He is enrolled in the College of Arts and Science.

PERSONAL Harrison Riley Tindol... Born on June 8, 1996... Son of Brian Tindol and Regina Ferrell... Has a brother, Russell, and two sisters, Rachel and Reagan... Mom was state HS pentathlon champ in Alabama... Enjoys singing.



of hurries in narrow loss at Missouri... First career forced fumble came at Kentucky.

2013 Weatherly played in 12 of 13 games, rotating at DE among a 5-player position corps... Contributed eight solo tackles, 2.5 QB sacks and a fumble recovery in first active season... Played best against SEC competition, garnering 14 of 15 total tackles vs. SEC opponents... Registered three tackles and 1.5 sacks in win at Tennessee... Contributed fumble recovery at Texas A&M.

2012 Weatherly did not play as true freshman, using the year to build strength and bulk in the weight room.

HIGH SCHOOL Senior captain... Four-year starter at OLB/DE and WR...

Contributed 79 tackles and 8.5 QB sacks as senior at Shiloh, earning All-Area honors... Played in postseason Gwinnett County All-Star Game... Transferred to Shiloh after playing three years at North Atlanta HS.

ACADEMICS Weatherly is majoring in sociology from the College of Arts and Science.

PERSONAL Stephen Dian Weatherly... Son of Carla Johnson-Weatherly... Mom works as non-profit administrator... Middle name pays tribute to grandmother, a Harvard and MIT graduate... Enjoys chess and math... Traveled through Germany with Fulton County Youth Commission... Plays several musical instruments.

Weatherly's Career Defensive Statistics

| | TACKLES | TFL | SACKS | FF/FR | QH |
|--------|----------|---------|--------|-------|----|
| 2014 | 30-25-55 | 12.5-47 | 4.5-22 | 1/0 | 2 |
| 2013 | 8-7-15 | 3.0-26 | 2.5-25 | 0/1 | 0 |
| Career | 38-32-70 | 15.5-73 | 7.0-47 | 1/1 | 2 |

45 Stephen WEATHERLY

Outside Linebacker

Sophomore ★ 6-5 • 250

Snellville, Ga. ★ Shiloh HS

2014 During the course of season, Weatherly developed from uncertain outside linebacker in new 3-4 scheme to one of the SEC's most promising defenders... Participated in all 12 games, earning starts at OLB in nine encounters... Early-season starts came against Temple, Ole Miss, Kentucky and Georgia... Also started in team's final five games... Concluded season with career highs in every defensive category, including 30 solo tackles, 55 total tackles, 4.5 quarterback sacks, 12.5 tackles for loss, a forced fumble and two quarterback hurries... Weatherly's tackle for loss total has been bettered by just one

Weatherly's Career Highs:

TOTAL TACKLES: 10, at Missouri, 10/25/2014
SOLO TACKLES: 7, vs. Tennessee, 11/29/2014
QB SACKS: 2.0, at Missouri, 10/25/2014
TACKLES FOR LOSS: 5, vs. Tennessee, 11/29/2014
QB HURRIES: 2, at Missouri, 10/25/2014

player (Tim Fugger, 13.5) since 1998... Blossomed late in the year, contributing 28 total tackles, 10.5 tackles for loss and four QB sacks in his last five appearances... Broke modern-day team record with five tackles for loss in sensational seven-tackle performance vs. Tennessee... Set career high with 12 total tackles vs. Mississippi State... Registered two QB sacks and a pair

THE PLAYERS



Webb

7 Ralph WEBB

Running Back

Sophomore ★ 5-10 • 202

Gainesville, Fla. ★ Gainesville HS

2014 Webb enjoyed arguably the greatest season ever by a Vanderbilt freshman running back... Established new freshman team records with 907 rushing yards and 212 rush attempts... Broke Kwane Doster's 12-year-old freshman rushing mark against Florida... Garnered SEC All-Freshman recognition but did not make coaches' team... Rushing total ranks No. 7 all-time among Commodore backs... Finished the

Webb's Career Highs:

RUSHING YARDS: 31, vs. ODU, 11/1/2014
RUSH ATTEMPTS: 166, vs. ODU, 11/1/2014
LONGEST RUSH: 28, vs. Ole Miss, 9/6/2014

year ranked ninth in the SEC in rushing yards and 10th with 76.0-yard per game average... Only one freshman in conference - UGA's Nick Chubb (1,281 yards) - topped Webb's season total... Remarkably consistent, Webb rushed for at least 45 yards in 10 of 12 games... Ranked second in SEC to Auburn's Cameron Artis-Payne in rush attempts... Broke Rodney Williams' 1998 freshman single-game rushing record by gaining 166 yards on 31 carries in victory over Old Dominion... Rushed for 116 yards in win over UMass.

2013 Webb did not see game action during his first year on campus...


Impressed observers with explosiveness as practice squad running back.
HIGH SCHOOL Senior captain... Three-year letter winner for one of Florida's top 6A programs... Started as junior and senior at RB... As senior, named First Team All-State and All-Area by *Gainesville Sun* after leading Hurricanes to 6A state championship game for the first time in 30 years... Named MVP of 14-1 team as senior... Rushed for 2,020 yards and 28 TDs... Produced nearly 800 rushing yards in five playoff games, including 155-yard, 2-TD effort in title game... Rushed for eight TDs as junior, helping Hurricanes' to 10-3 record and state quarterfinals... Captured back-to-back long jump 3A state titles... Owns LJ PR of 23'8".

ACADEMICS Webb is enrolled in the College of Arts and Science, working toward a major in sociology. A 2014 SEC Academic Honor Roll recipient, Webb joined dozen other Vanderbilt students in May 2015 to study bio-diversity along the Great Barrier Reef and rainforests of western Australia.

PERSONAL Rapheal Webb... Son of Pertina Davis and Douglas Webb... Born Nov. 21, 1994... Has an older sister, Latoria; and five brothers, Doug, Dewayne, Deion, Jacquez and Jaquan... Dad is painting contractor; mom works with mentally challenged patients... Enjoys water sports, including wakeboarding, tubing and fishing... Roller coaster enthusiast... Twice monthly, mentors students at Nashville's Whites Creek H.S... Served as camp counselor this summer at East Nashville YMCA.

Webb's Career Rushing Statistics

| | ATT | YARDS | AVG. | TDS | LONG |
|------|-----|-------|------|-----|------|
| 2014 | 212 | 907 | 4.3 | 4 | 28 |



White

14 Ryan WHITE

Safety

Sophomore ★ 5-9 • 190

Louisville, Ky. ★ Trinity HS

2014 In his first varsity season, White played in nine games as a safety and special teams contributor... Earned his career as starting nickel back in opener vs. Temple... Concluded season with 34 total tackles, 19 solo stops, 3.5 tackles for loss, two

White's Career Highs:

TOTAL TACKLES: 8, vs. So. Carolina, 9/21/2014
SOLO TACKLES: 4, vs. Temple, 8/28/2014

defensed passes and a forced fumble... Registered career performance vs. South Carolina, contributing eight total tackles and a forced fumble... Had four solo tackles, including 2.5

tackles for loss, vs. Temple... Posted at least three tackles in each of team's first seven games... Playing time in secondary diminished late in the season.

2013 White redshirted during first year on campus.
HIGH SCHOOL Two-year captain for one of nation's elite prep teams... Three-year starter at cornerback for Trinity squad that captured three straight 6A Kentucky state titles, going 42-1 during 2010-12 seasons... As senior, earned All-State and All-Region recognition after 44 total tackles, three interceptions and 10 defensed passes for 13-1 squad that ranked No. 16 in *USA Today's* national high school Top 25.

ACADEMICS White is enrolled in the College of Arts and Science. He is undecided on a major.

PERSONAL Ryan Andrew White... Son of Robin Woolfolk and Ryan White... Born June 26, 1995 in Louisville... Has a brother, Roman, and sister, Reagan... Mom works as a nurse... An uncle, Oliver White, played tight end at Kentucky in mid-1980s... Aspires to become a business owner.

THE PLAYERS



White's Career Defensive Statistics

| | TACKLES | TFL | INT | PBU | FF/FR |
|------|----------|--------|-----|-----|-------|
| 2014 | 19-15-34 | 3.5-14 | 0-0 | 2 | 0/0 |



13 Ladarius WILEY

Cornerback

Sophomore ★ 6-1 • 205

Los Angeles, Calif. ★ Cathedral HS


Wiley

2014 Wiley saw limited action during early-season games, but was forced to sidelines for much of the season by injury... Played limited snaps in defensive secondary against Ole Miss prior to being sidelined... Wiley did not register any defensive statistics during playing time.

HIGH SCHOOL Multi-year captain for Los Angeles private school... Two-way starter at CB and WR... As senior CB, posted 35 tackles, five interceptions and 18 passes defended for Phantoms' squad that finished 6-5... Also produced seven TDs and 503 yards as WR... As junior, helped Cathedral to Division IV state playoffs and 10-3 mark by contributing 38 tackles, two interceptions and five forced fumbles on defense... Also registered 13 TDs on 45 receptions as an WR... Earned team's co-Offensive MVP as junior... Also lettered in track & field and basketball.

ACADEMICS Wiley is enrolled in the College of Arts and Science. He has not decided on a major.

PERSONAL LaDarius R. Wiley... Born on June 3, 1996... Son of Sue Markham Wiley and Lincoln Wiley Jr... Has five brothers: Larry, Lincoln, London, Logan and LaVario... Dad works for Burlington Northern Santa Fe (BNSF) Railway; mom works for U.S. Postal Service; Worked summers as counselor at local Boys & Girls Club... Video game enthusiast.



32 Andrew WILLIAMSON

Safety

Senior ★ 6-1 • 212

San Antonio, Texas ★ John Paul Stevens HS

Williamson

2014 Williamson became one of the team's top defensive performers as a first-year starter at safety... Played in all 12 games, earning starts in first nine encounters across from fellow safeties Jahmel McIntosh and Oren Burks... Concluded season four on

Williamson's Career Highs:

SOLO TACKLES: 5, vs. So. Carolina, 9/21/2014
TOTAL TACKLES: 8, at Kentucky, 9/27/2014

defense with 32 solo tackles and fifth with 54 total tackles... Also contributed four tackles for loss, three defended passes and a quarterback hurry... Posted at least four tackles in nine games... Registered seven stops, including two tackles for loss, vs. Florida... Season high in tackles (8) came at Kentucky... Also added six stops against South Carolina and Tennessee, and five tackles in the Temple and Mississippi State games... Posted two defended passes in win over Old Dominion.

2013 Williamson played in 12 of the team's 13 games, serving as the team's top reserve at safety... Finished with 19 total tackles, including 11 unassisted stops, two interceptions and a fumble recovery... Posted INTs in back-to-back wins over Florida and Kentucky... Had at least three tackles vs. Ole Miss, South Carolina, UMass and Tennessee.

THE PLAYERS

2012 Played in every game as safety and special teams contributor... Registered 20 tackles... Blocked punt at Wake Forest.

2011 Williamson did not see action as a true freshman safety.

HIGH SCHOOL Started two years in defensive secondary for Falcons squad that went 11-5 and advanced to the 5A-D1 state semifinals... Amassed 168 total tackles, an INT and four forced fumbles as senior... Honorable mention All-State as senior.

ACADEMICS Williamson is expected to complete a degree in economics in December.

PERSONAL Andrew Thomas Williamson... Born Nov. 18, 1992 ... Son of Rickie and Brenda Williamson... Both parents served in U.S. Army and work in civil service... Has two older sisters, Jacqueline and Brianna... Part of military family that has lived in Germany, the Netherlands, Virginia and Texas.

Williamson's Career Defensive Statistics

| | TACKLES | TFL | INT | FF/FR | PBU |
|--------|----------|--------|------|-------|-----|
| 2014 | 32-22-54 | 4.0-9 | 0-0 | 0/0 | 3 |
| 2013 | 11-8-19 | 1.0-2 | 2-40 | 0/1 | 2 |
| 2012 | 14-6-20 | 0.0-0 | 0-0 | 0/0 | 1 |
| Career | 57-36-93 | 5.0-11 | 2-40 | 0/1 | 6 |



Winkle

51 Davis WINKLE

Snapper

Redshirt Freshman ★ 6-4 • 248

Cumming, Ga. ★ South Forsyth HS

2014 Winkle did not see action as a true freshman... Worked as snapper during first fall on campus.

HIGH SCHOOL Three-year letterwinner for school located north of Atlanta... Regarded as one of the nation's top long snapper prospects... Started two years for War Eagles as snapper... As senior, also started offensive center, helping South Forsyth to 7-3 overall record... Lettered in baseball earlier in prep career... National Merit semifinalist.

ACADEMICS Winkle is enrolled in the College of Arts and Science, working toward majors in history and the classics.

PERSONAL Jonathan David Winkle... Born April 11, 1996... Son of Jonathan and Ashleigh Winkle... Dad is an engineer; mom is a middle school teacher... Has a younger brother, Jack... Hopes to become a history teacher and football coach.



Woods

15 DeAndre WOODS

Tight End

Sophomore ★ 6-3 • 235

Clay, Ala. ★ Clay-Chalkville HS

2014 Woods saw action as a reserve receiver in four games... Did not register a reception during playing time.


2013 Woods did not see game action as a true freshman... Worked as a wide receiver early in the fall, but was forced off the practice field by injuries.

HIGH SCHOOL Senior captain for one of north Alabama's top 6A programs... Started for three seasons at WR for Cougars... As senior, posted 51 receptions for 733 yards and nine TDs, helping north Birmingham squad to 12-2 season and 5A state semifinals... Named to *Birmingham News'* All-Metro team as senior... 6A All-State WR as a junior after posting 36

catches, good for 460 yards and 10 TDs... Became a starter as sophomore, hauling in 30 catches for nearly 400 yards and six TDs... Sprinted in track.

ACADEMICS Woods is enrolled in the College of Arts and Science, majoring in communication studies.

PERSONAL DeAndre Deon Woods... Born Feb. 10, 1995... Son of Sonya Woods... Has two younger sisters, Jonae and Amiya... Mentored athletes at Clay-Chalkville Junior High... Nominated for state's prestigious Bryant-Jordan Student-Athlete Achievement Award.



Woods

74 Jay WOODS

Defensive Tackle/End

Sophomore ★ 6-3 • 280

Jackson, Ga. ★ Jackson HS

2014 Woods became a key contributor in the interior defensive front as a first-year player in team's 3-4 scheme... Participated in all 12 games, earning five starting assignments at defensive end... Starts came in opener against Temple, and later in season vs. South Carolina, Kentucky, Georgia and Charleston Southern... Ended the season with 12 solo tackles, 31 total stops and 1.5 tackles for loss... Season high of five tackles came at Georgia... Posted four tackles vs. SEC opponents Ole Miss, South Carolina and Florida.

2013 Woods did not play as a true freshman... Impressed coaching staff with abilities as a practice squad defensive tackle.

HIGH SCHOOL Multi-year captain for school located between Atlanta and Macon... Earned four varsity letters... As senior DT, named First Time AAA



THE PLAYERS

All-State and All-Region after contributing 117 tackles, 22 tackles for loss, six sacks and three forced fumbles... Red Devils advanced to AAA state playoffs during senior campaign... Participated in postseason Offense-Defense All-American Game... Named All-Region after posting 99 tackles

Woods' Career Highs:

SOLO TACKLES: 2 (4x), most recently vs. Florida, 1/8/2014
TOTAL TACKLES: 5, at Georgia, 10/4/2014

and seven sacks as junior... Also lettered as thrower in track and field.

ACADEMICS Woods is enrolled in the College of Arts and Science. He is working toward a degree in medicine, health and society.

PERSONAL Jachovia LaTrez

Woods... "Beast"... Son of Vickie Williams and Arthur Woods... Born Sept. 27, 1994... Has an older sister, Arkeriya... Was active in leadership and community service programs at school... Involved in church activities in hometown... Named school's homecoming king.

Woods' Career Defensive Statistics

| | TACKLES | TFL | SACKS | QH | FF/FR |
|------|----------|-------|-------|-----|-------|
| 2014 | 12-19-31 | 1.5-8 | 0.0-0 | 0/0 | 0 |



47 Charles WRIGHT

Outside Linebacker

Redshirt Freshman ★ 6-3 • 236

Irvine, Calif. ★ Beckman HS


2014 Wright did not see action as a true freshman defensive player... Participated as linebacker on

practice squads.

HIGH SCHOOL Two-year captain and defensive starter... As senior DE, posted 7.5 quarterback sacks and 13 tackles for loss among 74 total tackles... Added two forced fumbles and pair of fumble recoveries... Also posted a touchdown among eight receptions as TE... Team MVP and Southern California All-State DL recipient... As a junior, registered 46 total tackles, including four sacks... Superb power forward on Patriot varsity basketball squad... Earned All-State honors as a junior after leading Orange County with a 14.6-rebound average... High academic achiever.

ACADEMICS Wright has not decided on a major. He is enrolled in the College of Arts and Science.

PERSONAL Charles Eugene Wright... "Chuck"... Born May 24, 1996... Son of Ryan and Tyra Wright... Dad is an engineer; mom is a financial analyst... Has one brother, Ryan Jr... Family moved to California from Florida.



49 Jonathan WYNN

Defensive End

Sophomore ★ 6-5 • 250

Stone Mountain, Ga. ★ Stephenson HS

2014 As first-year defensive contributor, Wynn played in all 12 games, seeing action as outside linebacker... Also participated on various special team units... Finished the year with 13 total tackles, one quarterback sack and 1.5 tackles for loss... Earned early-season starts vs. UMass and South Carolina... Set several career highs - six total tackles, three solo tackles - in win over UMass...



Also registered lone quarterback sack vs. UMass.

Wynn's Career Highs:

SOLO TACKLES: 3, vs. UMass, 9/21/2014
TOTAL TACKLES: 6, vs. UMass, 9/21/2014

2013 Wynn did not see action, spending his first year on campus getting stronger and adding bulk in the weight room... Impressed as a defensive end prospect during fall practices.

HIGH SCHOOL Senior captain for one of Atlanta's top public school

programs... Started two years at DE for Jaguars... As senior earned First Team All-State and All-District DL recognition after posting 19 tackles for loss and 11 sacks among 87 total tackles... Also contributed a pair of forced fumbles and an INT helping 2012 Jags advance to second round of AAAAA state playoffs... As a first-year starter in 2011, registered 51 tackles and eight sacks for 9-2 team that also reached srhrhrhwate playoffs... Two-year letterwinner in track & field.

ACADEMICS Wynn is enrolled in the Peabody School, working toward a degree in secondary education.

PERSONAL Jonathan Paul Wynn... Son of Todd and Donna Wynn... Born Sept. 21, 1994... Has a sister, Sierra... Dad is an engineer; mom works in technical support and is a Nashville native... Attended same high school as current Commodore LB Darreon Herring.

Wynn's Career Rushing Statistics

| | TACKLES | TFL | SACKS | QH | FF/FR |
|------|---------|--------|-------|----|-------|
| 2014 | 5-8-13 | 1.5-10 | 1.0-8 | 0 | 0/0 |

THE NEWCOMERS

| SIGNEES | POSITION | HT | WT | RESIDENCE | HIGH SCHOOL/OTHER |
|-------------------------|---------------------|------|-----|-----------------------|--------------------------------------|
| Kyle Anderton | Tight End | 6-4 | 255 | Hendersonville, Tenn. | Station Camp HS |
| Josh Crawford | Running Back | 5-10 | 200 | Wetumpka, Ala. | Edgewood Academy |
| Darion DeBrossard | Def. Line/Off. Line | 6-4 | 340 | Snellville, Ga. | Shiloh HS |
| Egidio DellaRipa (So.) | Off. Line | 6-4 | 300 | Castaic, Calif. | West Ranch HS/College of the Canyons |
| Sam Dobbs | Tight End | 6-4 | 220 | Douglasville, Ga. | Landmark Christian HS |
| Jaire George | Running Back | 6-1 | 218 | Hyattsville, Md. | DeMatha Catholic HS |
| Jordan Griffin | Linebacker | 6-1 | 215 | Tampa, Fla. | Armwood HS |
| Jay Hockaday | Athlete | 6-3 | 215 | Nashville, Tenn. | Christ Presbyterian Academy |
| Nehemiah Mitchell (Jr.) | Linebacker/Def. End | 6-4 | 262 | Hayward, Calif. | Bishop O'Dowd HS/CC of San Francisco |
| Dare Odeyingbo | Linebacker | 6-2 | 252 | Irving, Texas | Cistercian Prep HS |
| Caleb Peart | Linebacker | 6-1 | 230 | Gilbert, Ariz. | Hamilton HS |
| Ean Pfeifer | Off. Line | 6-4 | 285 | Bentonville, Ark. | Bentonville HS |
| Jared Pinkney | Wide Receiver | 6-4 | 240 | Norcross, Ga. | Norcross HS |
| Andrew Rector | Safety | 6-0 | 205 | Nashville, Tenn. | Father Ryan HS |
| Donovan Sheffield | Cornerback | 5-11 | 182 | Nashville, Tenn. | Ensworth HS |
| Kyle Shurmur | Quarterback | 6-4 | 226 | Philadelphia, Pa. | La Salle College HS |
| Justin Skule | Off. Line | 6-7 | 305 | Clifton, Va. | Centreville HS |
| Josh Smith | Linebacker | 6-3 | 236 | Murfreesboro, Tenn. | Oakland HS |
| Jared Southers | Off. Line | 6-5 | 315 | South Orange, N.J. | Seton Hall Prep HS |

Kyle ANDERTON

Tight End, 6-4, 255


Hendersonville, Tenn. • Station Camp HS

HIGH SCHOOL Three-year team captain, two-time team MVP... Two-way-starter (QB/DE)

as senior...Three-year starter at quarterback, helped Bison to 2013 district and region titles and state playoffs.... Produced more than 1,800 yards of total offense and 21 total TDs as senior QB... Earned 2014 Music City Bowl Tradition of Service Award... Invited to play in postseason

Tennessee East vs. West Game... Starting center on Station Camp's basketball team.

PERSONAL Mark Kyle Anderton Jr... Born Feb. 26, 1996 in Pensacola, Fla... Son of Mark Anderton and Yvonne Duncan... Dad is a high school coach/physical education instructor; mom is a women's athletic director/basketball coach... Dad coached collegiate football; mom played collegiate basketball... One of seven siblings: brothers Payton, Steven and Matt; sisters Matkie, Katie and Avery... Served as youth basketball coach.



Anderton

Josh CRAWFORD

Running Back, 5-10, 200

Wetumpka, Ala. • Edgewood Academy

HIGH SCHOOL Two-year team captain and three-year starter at RB for Alabama private school power... Helped Edgewood to 41-0 record and three straight state titles from 2012-14... Named state's AISA Back of the Year as senior after rushing for 1,198 yards and 27 touchdowns... Two-time Montgomery AISA All-Metro Player of the Year, two-time AISA All-State, and three-time All-Region recipient... Amassed 101 TDs and more than 4,000 rushing yards during Edgewood varsity career... Also earned three letters in basketball and track & field.

PERSONAL Joshua Jamal Crawford... Born Oct. 11, 1996 in Montgomery, Ala... Son of Stanley Crawford Sr. and Cherie O'Neal... Dad works with Montgomery transportation system, mom is a medical analyst... One of seven siblings: brothers Stanley Jr., Janius and Nehemiah; sisters Quintoria, Autumn and Nevach... Served as Sunday school teacher... Also has earned varsity letters in track & field and basketball.



Crawford

Darion DEBROSSARD

Def. Line/Off. Line, 6-4, 340

Snellville, Ga. • Shiloh HS

HIGH SCHOOL DeBrossard didn't start playing organized football until junior year of high school... As senior, started nine of 10 regular season games for Generals at left tackle... Earned recognition in Atlanta-area conference as dominating blocker after registering nearly 30 pancake blocks... Named October Lineman of the Month by Gwinnett

Touchdown Club... Earned letters in basketball and track & field... Earned school's Scholar-Athlete Award... Georgia Governor's Honors finalist.

PERSONAL Darion Andre DeBrossard... "Big D"... Born Sept. 26, 1996... Son of Kimberlyn J. DeBrossard and Derrick Von Hubbard... Mom is a higher education administrator; dad is a general contractor... Has a younger sister, Bethany... Beta Club president... Participated in school's theatre program... Enjoys rapping and playing piano... Attended same school as current Commodore OLB Stephen Weatherly.



DeBrossard


THE NEWCOMERS

Egidio DELLARIPA

Offensive Line, 6-4, 300
Castaic, Calif. • College of the Canyons (CA)
• West Ranch HS

JUNIOR COLLEGE/HIGH SCHOOL Added in late April as 18th member of Commodore 2015 signing class... Started at right tackle as first-year contributor in 2014 for community college located just north of Los Angeles... Earned All-Southern California Football Association Northern League OT as Canyons finished 4-6 overall... Started as prep OT at

West Ranch HS located in Santa Clarita... Also earned two varsity letters as lacrosse goalie... High academic achiever as prep student.
PERSONAL Egidio J. DellaRipa... "EJ"... Born Oct. 1, 1996 in Southern California... Son of Gid and Carrie DellaRipa... Has two sisters, Jessica and Gabrielle; and a brother, Luigino... Dad works as UPS supervisor; mom works in retail sales... Enjoys building computers... Avid fisherman and hunter.



DellaRipa

Sam DOBBS

Tight End, 6-4, 220
Douglasville, Ga. • Landmark Christian HS

HIGH SCHOOL Three-year starter for private school located southwest of Atlanta... Named Class A All-State TE and All-Region after junior and senior seasons... Posted 30 receptions for 355 yards and six touchdowns while playing first half of senior season... As a junior, hauled in 65 receptions for 811 yards and five TDs... Helped LCHS to two state playoffs... One of region's top hurlers

in track & field... Also earned letter on varsity swim team... Four-year honor roll recipient.
PERSONAL Samuel Williamson Dobbs... "Drago"... Born Aug. 29, 1996 in Atlanta... Son of John and Paula Dobbs... Has two sisters, Kelsey and Carmeron... Dad works in corporate sales; mom works in advertising/marketing... Dad played football at Auburn; sister (Kelsey) played volleyball at Auburn... Plans to major in engineering... Enjoys composing, performing music... Plays six musical instruments.




Dobbs

Jaire GEORGE

Running Back, 6-1, 218
Hyattville, Md. • DeMatha Catholic HS

HIGH SCHOOL Senior captain for one of top private schools in Washington DC area... Two-year letterwinner... Played RB and OLB as senior... Rushed for 350 yards and three TDs before injury limited offensive role... On defense, posted 92 tackles, three sacks and an interception, helping Stags to 9-3 campaign and second straight Washington Catholic Athletic Conference title... Earned

first team all-league as senior... High academic achiever, National Honor Society member.
PERSONAL Jaire David George... Son of Eddie George and Angela Wood... Born March 24, 1997 in Columbus, Ohio... Has a younger brother, Eriq... Mom is program manager at SharePoint KM; dad won 1995 Heisman Trophy as Ohio State RB, was 14th overall draft pick, and rushed for 10,441 yards in nine NFL seasons, including eight years with Tennessee Titans... Enjoys playing piano and drums, and composing music.




George

Jordan GRIFFIN

Linebacker, 6-1, 215
Tampa, Fla. • Armwood HS

HIGH SCHOOL Two-year captain and three-year starter at linebacker... Finished career with 428 tackles, ranking No. 2 all-time at Armwood... Topped Hawks in tackles all three years as starter, helping team to 37-6 three-year record as starter, including 6A state championship game appearances in 2013 and 2014... As senior, registered 158 tackles, nine sacks

and seven fumble recoveries for 14-1 squad... Named First Team All-America LB by Max Preps and Tampa Bay Defensive Player of the Year as senior... Notched 150 tackles, 15 tackles for loss and two interceptions as junior... As sophomore, registered 120 tackles, four sacks and two INTs... Three-time 6A All-State and All-Area selection... High academic achiever.
PERSONAL Jordan O'Neal Griffin... Born Dec. 3, 1996 in Tampa... Son of Darryl and Cheryl Griffin... Has two brothers, Joshua and Jaxson... Dad works as investigator; mom is social worker... Dad played football at Virginia State University.



Griffin

Jay HOCKADAY

Athlete, 6-3, 215
Nashville, Tenn. • Christ Presbyterian Academy

HIGH SCHOOL Senior captain... Two-way starter as junior and senior... Helped CPA to 3A state championship as senior, starting at RB and LB... Rushed for 887 yards and 19 TDs, and registered nearly 100 tackles, including four sacks, for 15-0 Lions squad in 2014... Dominated state title game, rushing for 124 yards and posting 15 tackles en route to Offensive MVP honors... Named

First Team 3A All-State RB, District MVP, and All-Midstate by *Tennessean*... As junior, topped squad with 19 rushing TDs and contributed 95 tackles for 14-1 team... Accounted for 46 TDs and 190 tackles in two-year career... Threw discus in track & field... High academic achiever.
PERSONAL James Edward Hockaday III... Born Feb. 6, 1996 in Nashville... "Jayhock"... Son of Jimmy and Krista Hockaday... Has two sisters, Holly and Ally... Dad is a sales vice president; mom is a nurse... Dad played WR at University of Georgia... Grandad, Jim Hockaday, played in the NBA... Avid golfer.



Hockaday

Nehemiah MITCHELL

Linebacker/Def. End, 6-4, 262
Hayward, Calif. • C.C. of San Francisco • Bishop O'Dowd HS

HIGH SCHOOL Played 2014 season at City College of San Francisco, helping the Rams to an 11-2 record that played in the California Junior College state championship game... As senior DE, posted 52 tackles, 10 quarterback sacks and returned an interception for touchdown... Earned All-NCJC and All-Conference honors... Transferred to CCSF after two years at Sacramento

State when he played 2013 season as hybrid DE/OLB... Graduated from Bishop O'Dowd HS in Oakland, starting two years at DE... Helped Dragons to D-III state playoffs in 2010-11... Also lettered in basketball at Bishop O'Dowd.

PERSONAL Nehemiah Robert Mitchell... Born July 21, 1994 in San Francisco Bay Area... Son of Robert and Linda Mitchell... Younger siblings, Natalie and Nathanael, are twins... Dad is a contractor; mom is a consultant... An uncle, Lance Mitchell, started linebacker for Arizona Cardinals.



Mitchell

THE NEWCOMERS

Dare ODEYINGBO

Linebacker, 6-2, 252
Irving, Texas • Cistercian Prep HS

HIGH SCHOOL Two-year captain for Dallas-Fort Worth metro area private school... Started all four years at RB... Also started at DE and LB during junior and season seasons... Two-time Texas-Oklahoma Private School All-State and All-Area recipient... As senior, rushed for 1,178 yards and seven touchdowns... Rushed for 1,791 yards and 23 TDs as a junior...



Odeyingbo

Amassed 5,456 rushing yards and 74 total TDs during four-year varsity career... Helped squad to state playoff appearances in 2012 and 2013... Also earned letters in basketball and track & field... National Merit Semifinalist.

PERSONAL Oluwadamilare Odeyingbo... "Dar-A Oh-dah-YING-bow"... Born Nov. 25, 1996 in New York... Son of Gary and Betty Odeyingbo... Has a younger brother, Dayo... Parents are natives of Nigeria... Dad works as software consultant; mom is a nurse practitioner... Avid soccer fan.

Caleb PEART

Linebacker, 6-1, 230
Gilbert, Ariz. • Hamilton HS

HIGH SCHOOL Senior captain and three-year DE starter for Phoenix-area power... Recipient of NFF's 2014 Curley Culp Award given to Arizona's top high school defensive lineman... Three-time recipient of All-State DL and All-Region DL honors... Team's defensive MVP as senior after posting 82 tackles, 15 quarterback sacks and two forced fumbles for 12-2 squad



Peart


that played in state's Division AIA state championship... Participated in prestigious Semper Fidelis All-American Bowl following senior season... As junior helped Hamilton to another state runnerup finish after starting on Division 1 state title squad as a sophomore.

PERSONAL Caleb Jamal Peart... Born Nov. 13, 1996... Native of Phoenix metro area... Son of Jacqueline and Carl Peart... Has a younger sister, Keturah... Mom is a personal trainer; dad is a general contractor.

Ean PFEIFER

Offensive Line, 6-4, 285
Bentonville, Ark. • Bentonville HS

HIGH SCHOOL Senior captain... Three-year offensive line starter, helping Bentonville to 32-5 overall record and consecutive 7A state titles in 2013 and 2014... Named First Team 7A All-State OL and All-Region as senior, posting 50 knockdown blocks and helping Tigers overcome 0-4 start with nine-game win streak to conclude season... As senior received Willie Roaf



Pfeifer

Award as Arkansas' top high school offensive lineman from Little Rock Touchdown Club... Also earned All-State, All-Region honors as junior.

PERSONAL Ean Paul Pfeifer... Born Feb. 4, 1997 on Maryland's Eastern Shore... Son of Tom Pfeifer and Carla Burns... Has five siblings: brothers Stefan and Garrett; sisters Elise, Erika and Jaclyn... Dad works in automotive sales; mom is a mammographer... Plans to major in economics.

Jared PINKNEY

Wide Receiver, 6-4, 240
Norcross, Ga. • Norcross HS

HIGH SCHOOL Multiple-year captain and standout WR/HB for one of north Georgia's top public school programs... Received team's "Iron Man" Award after senior season... Earned three varsity letters, helping Blue Devils to 2012 and 2013 Class AAAAAA state titles and playoff appearance in 2014... As senior WR, caught 32 passes for 480 yards and three touchdowns for 7-4 squad, earning honorable mention All-State and First Team All-Region honors... Played in two Georgia postseason all-star games... Earned school's Scholar-Athlete Award.



Pinkney

PERSONAL Jared B. Pinkney... Born Aug. 21, 1997... Lifelong resident of Georgia... Son of Anika Bowles-Pinkney and Horace Pinkney... Oldest of three siblings: a brother, Jalen, and sister, Alayna... Mom is an event planner, dad works in restaurant management.

Andrew RECTOR

Safety, 6-0, 205
Nashville, Tenn. • Father Ryan HS

HIGH SCHOOL Senior captain, three-year starter in secondary for Nashville private school... Started at CB as sophomore, then moved to safety prior to junior season... As senior, registered 56 tackles, three interceptions and three forced fumbles in six games prior to suffering injury... Earned First Team Division II-AA All-State DB honors from sportswriters



Rector


as senior... Also played WR/RB as senior... As junior, recorded 38 tackles, six INTs and five defended passes.

PERSONAL Andrew Hardisen Rector... Born Jan. 25, 1997 in Nashville... Son of Steve and Suzanne Rector... Oldest of three siblings: a sister, Ally, and a brother, Wyatt... Dad works in health care administration... Dad played collegiately at Western Kentucky.

Donovan SHEFFIELD

Cornerback, 5-11, 182
Nashville, Tenn. • Ensworth HS

HIGH SCHOOL Senior captain and three-time starter in secondary for one of Tennessee's most powerful private schools... As two-way starter, helped Ensworth to 34-3 overall record, Division II-AA state titles in 2012 and 2013, and the D-II state title game in 2014... As senior, registered 33 tackles and six INTs as CB, and posted 16 touchdowns as RB, earning First Team D-II All-State and



Sheffield

All-Midstate honors... Named to *Tennessean's* Dandy Dozen All-Region team... Ended prep career with 12 INTs, 121 tackles and 21 defended passes on defense, and 23 total touchdowns and more than 2,000 rushing yards on offense... Captured state triple jump title as a junior with 46'11" leap.

PERSONAL Donovan Alexander Sheffield... Born May 31, 1997 in Nashville... Son of Robert and Tamara Sheffield... Has four siblings: three sisters, Symone, Mykah and Jai; and a brother, Ryan... Dad played cornerback at Vanderbilt from 1993-96... Will become third-generation college football player in family.

THE NEWCOMERS

Kyle SHURMUR

Quarterback, 6-4, 226
Philadelphia, Pa. • La Salle College HS

HIGH SCHOOL Senior captain... Two-year starting QB for Philadelphia private school, helping Explorers to 16-6 overall record and two Class AAAA runnerup finishes... As senior, completed 180 of 307 passes for 2,472 yards and 25 touchdowns, earning AAAA First Team All-State and All-League honors... Named Maxwell Club's Penn. State Player of the Year as senior... Played in 2014 Semper Fidelis All-American Game... Passed for 4,996 yards and 53 TDs as two-year starter... Standout swimmer, helping team to 2014 state title... Member of state record-setting 200-medley relay... Transferred to La Salle College as junior.

PERSONAL Kyle Patrick Shurmur... Born Nov. 6, 1996... Son of Pat and Jennifer Shurmur... Has three sisters: Allyson, Erica and Claire... Dad is offensive coordinator for Philadelphia Eagles and former head coach of Cleveland Browns... Dad played football and mom swam at Michigan State.



Shurmur

Josh SMITH

Linebacker, 6-3, 236
Murfreesboro, Tenn. • Oakland HS


HIGH SCHOOL Two-year captain and two-year starter at linebacker for one of Tennessee's top public schools... Posted 128 tackles, nine quarterback sacks, four forced fumbles and 25 tackles for loss as senior, leading Patriots to 14-2 record and 6A state championship game... Named *Murfreesboro Daily News Journal's* Defensive Player of the Year as senior... Played in prestigious U.S.

Army All-American Game as senior... Two-time First Team All-State and All-Region selection... As senior, named to preseason watchlist for Butkus Award presented to nation's top prep linebacker... top As junior, registered 81 tackles, helping Oakland to 12-0 regular season.

PERSONAL Joshua D. Smith... Born Feb. 25, 1997 in Nashville... Son of Demetrius and Stephanie Smith... An older brother, Emmanuel, is a sophomore safety for the Commodores... Dad is a police officer, mom works in factory management... Dad played football at Middle Tennessee State.



Smith




Justin SKULE

Offensive Line, 6-7, 305
Clifton, Va. • Centreville HS

HIGH SCHOOL Senior captain... Two-year starter at LT for Northern Virginia power... Helped Wildcats to 27-3 overall record, including 2013 Class AAA state championship and 2014 state title appearance... As senior, registered nearly 30 pancake blocks as Wildcats' Wing-T offense produced nearly 4,600 rushing yards... Named to sportswriters' First Team AAA All-State

and *Washington Post's* prestigious All-Metro Team as senior... Totalled more than 50 pancake blocks and allowed just one QB sack as two-year starter... Threw shot put and discus on track & field team as junior... Honors student.

PERSONAL Justin Grant Skule... Pronounced "School"... Born Nov. 23, 1996... Son of Josh and Christy Skule... Dad works for the FBI; mom is an office assistant... Has three siblings: two brothers, Jackson and Joe, and a sister, Taylor... Dad played offensive line at the U.S. Naval Academy.



Skule


Jared SOUTHERS

Offensive Line, 6-5, 315
South Orange, N.J. • Seton Hall Prep


HIGH SCHOOL Two-year starter on offensive line for New Jersey private school power... As senior OT, registered 83 pancake blocks for 6-4 Seton Hall Prep squad... Also saw action on defensive line as senior... Named Second Team All-State and First Team All-Private School recipient after senior season... Earned three varsity letters for Seton Hall Prep... Also

earned letter in wrestling... National Honor Society member.

PERSONAL Jared Daniel Southers... Born May 14, 1997 in New Jersey... Son of Virginia and David Southers... Has one older sister, Arianna... Mom is an attorney; dad is a social worker... Plans to major in engineering... Enjoys cooking.



Southers



2014 TEAM STATISTICS

TOTAL POINTS BY QUARTER

| SCORE (QUARTER) | 1ST | 2ND | 3RD | 4TH | OT | TOTAL |
|-------------------|-----|-----|-----|-----|----|-------|
| VANDERBILT | 31 | 97 | 20 | 58 | 0 | 206 |
| OPPONENTS | 99 | 132 | 93 | 75 | 0 | 399 |

TEAM STATISTICS

| | VANDERBILT | OPPONENTS |
|--------------------------------|-------------------|------------------|
| SCORING | 206 | 399 |
| Points Per Game | 17.2 | 33.2 |
| FIRST DOWNS | 193 | 263 |
| Rushing | 78 | 124 |
| Passing | 93 | 120 |
| Penalty | 22 | 19 |
| RUSHING YARDAGE | 1,311 | 2,205 |
| Yards gained rushing | 1,573 | 2,464 |
| Yards lost rushing | 262 | 259 |
| Rushing Attempts | 383 | 498 |
| Average Per Rush | 3.4 | 4.4 |
| Average Per Game | 109.2 | 183.8 |
| TDs Rushing | 7 | 23 |
| PASSING YARDAGE | 2,149 | 2,620 |
| Att-Comp-Int | 357-180-19 | 346-215-6 |
| Average Per Pass | 6.0 | 7.6 |
| Average Per Catch | 11.9 | 12.2 |
| Average Per Game | 179.1 | 218.3 |
| TDs Passing | 13 | 19 |
| TOTAL OFFENSE | 3,460 | 4,825 |
| Total Plays | 740 | 844 |
| Average Per Play | 4.7 | 5.7 |
| Average Per Game | 288.7 | 402.1 |
| KICK RETURNS: #-Yards | 55-1113 | 26-561 |
| PUNT RETURNS: #-Yards | 17-111 | 23-178 |
| INT RETURNS: #-Yards | 6-75 | 19-289 |
| KICK RETURN AVERAGE | 20.2 | 21.6 |
| PUNT RETURN AVERAGE | 6.5 | 7.7 |
| INT RETURN AVERAGE | 12.5 | 15.2 |
| FUMBLES-LOST | 18-10 | 18-7 |
| PENALTIES-Yards | 73-630 | 77-615 |
| Average Per Game | 52.5 | 51.2 |
| PUNTS-Yards | 70-2,894 | 52-2,115 |
| Average Per Punt | 41.3 | 40.7 |
| Net punt average | 36.2 | 35.5 |
| TIME OF POSSESSION/Game | 29:30 | 30:30 |
| 3RD-DOWN Conversions | 46/152 | 70/166 |
| 3rd-Down Pct | 30% | 42% |
| 4TH-DOWN Conversions | 9/18 | 9/18 |
| 4th-Down Pct | 50% | 50% |
| SACKS BY-Yards | 18-113 | 21-149 |
| MISC YARDS | 0 | 0 |
| TOUCHDOWNS SCORED | 26 | 50 |
| FIELD GOALS-ATTEMPTS | 8-12 | 17-20 |
| ON-SIDE KICKS | 0-1 | 0-1 |
| RED-ZONE SCORES | 19-26 73% | 48-52 92% |
| RED-ZONE TOUCHDOWNS | 14-26 54% | 34-52 65% |
| PAT-ATTEMPTS | 22-22 100% | 48-50 96% |
| ATTENDANCE | 274,063 | 275,443 |
| Games/Avg Per Game | 8/34,258 | 4/68,861 |

2014 GAME RESULTS

| DATE | OPPONENT | W/L SCORE | RECORD | TIME | ATTN. |
|-------|-------------------------|-----------|----------|------|--------|
| 8/28 | Temple | L, 7-37 | 0-1, 0-0 | 3:22 | 31,731 |
| 9/6 | #15 Ole Miss (LP Field) | L, 3-41 | 0-2, 0-1 | 3:12 | 43,260 |
| 9/13 | UMass | W, 34-31 | 1-2, 0-1 | 3:48 | 33,386 |
| 9/20 | #14 South Carolina | L, 34-48 | 1-3, 0-2 | 3:36 | 34,441 |
| 9/27 | @ Kentucky | L, 7-17 | 1-4, 0-3 | 2:56 | 56,940 |
| 10/4 | @ #13 Georgia | L, 17-44 | 1-5, 0-4 | 3:13 | 92,746 |
| 10/11 | Charleston So. | W, 21-20 | 2-5, 0-4 | 3:23 | 26,738 |
| 10/25 | @ Missouri | L, 14-24 | 2-6, 0-5 | 3:13 | 65,264 |
| 11/1 | Old Dominion | W, 42-28 | 3-6, 0-5 | 3:16 | 28,966 |
| 11/8 | Florida | L, 10-34 | 3-7, 0-6 | 3:15 | 35,191 |
| 11/22 | @ #4 Miss. State | L, 0-51 | 3-8, 0-7 | 3:19 | 60,493 |
| 11/29 | Tennessee | L, 17-24 | 3-9, 0-8 | 3:30 | 40,350 |

INDIVIDUAL STATISTICS

| PASSING | GP | EFF. | COMP-ATT-INT | PCT | YARDS | TD | LONG | AVG/G |
|------------------|-----------|---------------|-------------------|-------------|-------------|-----------|-----------|--------------|
| • Johnny McCrary | 7 | 114.76 | 78-152-8 | 51.3 | 985 | 9 | 65 | 140.7 |
| • Wade Freebeck | 5 | 81.78 | 34-72-5 | 47.2 | 376 | 1 | 44 | 75.2 |
| Patton Robinette | 6 | 126.92 | 43-67-3 | 64.2 | 454 | 3 | 36 | 75.7 |
| Stephen Rivers | 4 | 72.39 | 25-65-3 | 38.5 | 334 | 0 | 36 | 83.5 |
| Josh Grady | 5 | 0.00 | 0-1-0 | 0.0 | 0 | 0 | 0 | 0.0 |
| Total | 12 | 102.36 | 180-357-19 | 50.4 | 2149 | 13 | 65 | 179.1 |
| Opponents | 12 | 140.40 | 215-346-6 | 62.1 | 2620 | 19 | 60 | 218.3 |

| RUSHING | GP | ATT | GAIN | LOSS | NET | AVG | TD | LONG | AVG/G |
|--------------------|-----------|------------|-------------|------------|-------------|------------|----------|-----------|--------------|
| • Ralph Webb | 12 | 212 | 950 | 43 | 907 | 4.3 | 4 | 28 | 75.6 |
| • Dallas Rivers | 12 | 61 | 228 | 10 | 218 | 3.6 | 2 | 12 | 18.2 |
| Jerron Seymour | 6 | 25 | 124 | 1 | 123 | 4.9 | 0 | 28 | 20.5 |
| Patton Robinette | 6 | 29 | 116 | 53 | 63 | 2.2 | 1 | 20 | 10.5 |
| • Trent Sherfield | 7 | 3 | 40 | 0 | 40 | 13.3 | 0 | 25 | 5.7 |
| • Johnny McCrary | 7 | 22 | 75 | 36 | 39 | 1.8 | 0 | 16 | 5.6 |
| • Latevius Rayford | 12 | 1 | 8 | 0 | 8 | 8.0 | 0 | 8 | 0.7 |
| Kellen Williams | 12 | 2 | 6 | 0 | 6 | 3.0 | 0 | 5 | 0.5 |
| • C.J. Duncan | 11 | 2 | 4 | 0 | 4 | 2.0 | 0 | 2 | 0.4 |
| • Darrius Sims | 12 | 2 | 5 | 3 | 2 | 1.0 | 0 | 5 | 0.2 |
| Brian Kimbrow | 1 | 1 | 0 | 6 | -6 | -6.0 | 0 | 5 | -6.0 |
| • Kris Kentera | 12 | 1 | 0 | 20 | -20 | -20.0 | 0 | 0 | -1.7 |
| Stephen Rivers | 4 | 5 | 7 | 33 | -26 | -5.2 | 0 | 5 | -6.5 |
| • Wade Freebeck | 5 | 12 | 10 | 48 | -38 | -3.2 | 0 | 4 | -7.6 |
| Total | 12 | 383 | 1573 | 262 | 1311 | 3.4 | 7 | 28 | 109.2 |
| Opponents | 12 | 498 | 2464 | 259 | 2205 | 4.4 | 23 | 70 | 183.8 |

| RECEIVING | GP | No. | YARDS | AVG | TD | LONG | AVG/G |
|--------------------|-----------|------------|-------------|-------------|-----------|-----------|--------------|
| • Steven Scheu | 12 | 39 | 525 | 13.5 | 4 | 44 | 43.8 |
| • Latevius Rayford | 12 | 36 | 350 | 9.7 | 1 | 24 | 29.2 |
| • C.J. Duncan | 11 | 28 | 441 | 15.8 | 4 | 65 | 40.1 |
| Davis Dudchuck | 10 | 17 | 261 | 15.4 | 1 | 50 | 26.1 |
| • Chandler Dorrell | 11 | 10 | 118 | 11.8 | 0 | 36 | 10.7 |
| • Ralph Webb | 12 | 10 | 30 | 3.0 | 0 | 7 | 2.5 |
| • Kris Kentera | 12 | 7 | 113 | 16.1 | 1 | 39 | 9.4 |
| Trey Wilkins | 12 | 7 | 66 | 9.4 | 0 | 19 | 5.5 |
| • Caleb Scott | 10 | 6 | 78 | 13.0 | 0 | 39 | 7.8 |
| • Nathan Marcus | 11 | 6 | 56 | 9.3 | 2 | 25 | 5.1 |
| Jordan Cunningham | 3 | 4 | 27 | 6.8 | 0 | 8 | 9.0 |
| Kellen Williams | 12 | 3 | 29 | 9.7 | 0 | 18 | 2.4 |
| Dillon van der Wal | 12 | 2 | 24 | 12.0 | 0 | 12 | 2.0 |
| • Darrius Sims | 12 | 2 | 14 | 7.0 | 0 | 14 | 1.2 |
| • Trent Sherfield | 7 | 1 | 9 | 9.0 | 0 | 9 | 1.3 |
| • Dallas Rivers | 12 | 1 | 7 | 7.0 | 0 | 7 | 0.6 |
| Jerron Seymour | 6 | 1 | 1 | 1.0 | 0 | 1 | 0.2 |
| Total | 12 | 180 | 2149 | 11.9 | 13 | 65 | 179.1 |
| Opponents | 12 | 215 | 2620 | 12.2 | 19 | 60 | 218.3 |

2014 TEAM STATISTICS

TOTAL OFFENSE

| | GP | PLAYS | RUSH | PASS | TOTAL | AVG/G |
|--------------------|-----------|------------|--------------|--------------|--------------|--------------|
| • Johnny McCrary | 7 | 174 | 39 | 985 | 1024 | 146.3 |
| • Ralph Webb | 12 | 212 | 907 | 0 | 907 | 75.6 |
| Patton Robinette | 6 | 96 | 63 | 454 | 517 | 86.2 |
| • Wade Freebeck | 5 | 84 | -38 | 376 | 338 | 67.6 |
| Stephen Rivers | 4 | 70 | -26 | 334 | 308 | 77.0 |
| • Dallas Rivers | 12 | 61 | 218 | 0 | 218 | 18.2 |
| Jerron Seymour | 6 | 25 | 123 | 0 | 123 | 20.5 |
| • Trent Sherfield | 7 | 3 | 40 | 0 | 40 | 5.7 |
| • Latevius Rayford | 12 | 1 | 8 | 0 | 8 | 0.7 |
| Kellen Williams | 12 | 2 | 6 | 0 | 6 | 0.5 |
| • C.J. Duncan | 11 | 2 | 4 | 0 | 4 | 0.4 |
| • Darrius Sims | 12 | 2 | 2 | 0 | 2 | 0.2 |
| Brian Kimbrow | 1 | 1 | -6 | 0 | -6 | -6.0 |
| Team | 8 | 5 | -9 | 0 | -9 | -1.1 |
| • Kris Kentera | 12 | 1 | -20 | 0 | -20 | -1.7 |
| Total | 12 | 740 | 1,311 | 2,149 | 3,460 | 288.3 |
| Opponents | 12 | 844 | 2,205 | 2,620 | 4,825 | 402.1 |

ALL-PURPOSE

| | GP | RUSH | REC | PR | KOR | RET | TOTAL | AVG |
|----------------------|----|------|-----|----|-----|-----|-------|------|
| • Ralph Webb | 12 | 907 | 30 | 0 | 0 | 0 | 937 | 78.1 |
| • Darrius Sims | 12 | 2 | 14 | 33 | 760 | 13 | 822 | 68.5 |
| • Steven Scheu | 12 | 0 | 525 | 0 | 0 | 0 | 525 | 43.8 |
| • C.J. Duncan | 11 | 4 | 441 | 0 | 69 | 0 | 514 | 46.7 |
| • Dallas Rivers | 12 | 218 | 7 | 0 | 151 | 0 | 376 | 31.3 |
| • Latevius Rayford | 12 | 8 | 350 | 0 | 0 | 0 | 358 | 29.8 |
| Davis Dudchock | 10 | 0 | 261 | 0 | 0 | 0 | 261 | 26.1 |
| Jerron Seymour | 6 | 123 | 1 | 0 | 0 | 0 | 124 | 20.7 |
| • Chandler Dorrell | 11 | 0 | 118 | 0 | 0 | 0 | 118 | 10.7 |
| • Nathan Marcus | 11 | 0 | 56 | 0 | 37 | 0 | 93 | 8.5 |
| • Kris Kentera | 12 | -20 | 113 | 0 | 0 | 0 | 93 | 7.8 |
| • Caleb Scott | 10 | 0 | 78 | 0 | 0 | 0 | 78 | 7.8 |
| • Tre Herndon | 12 | 0 | 0 | 0 | 78 | 0 | 78 | 6.5 |
| Trey Wilkins | 12 | 0 | 66 | 0 | 0 | 0 | 66 | 5.5 |
| Patton Robinette | 6 | 63 | 0 | 0 | 0 | 0 | 63 | 10.5 |
| • Trent Sherfield | 7 | 40 | 9 | 0 | 0 | 0 | 49 | 7.0 |
| • Trey Ellis | 10 | 0 | 0 | 49 | 0 | 0 | 49 | 4.9 |
| • Johnny McCrary | 7 | 39 | 0 | 0 | 0 | 0 | 39 | 5.6 |
| Kellen Williams | 12 | 6 | 29 | 0 | 0 | 0 | 35 | 2.9 |
| • Jahmel McIntosh | 12 | 0 | 0 | 0 | 0 | 35 | 35 | 2.9 |
| Jordan Cunningham | 3 | 0 | 27 | 0 | 0 | 0 | 27 | 9.0 |
| • Stephen Weatherly | 12 | 0 | 0 | 26 | 0 | 0 | 26 | 2.2 |
| • Dillon van der Wal | 12 | 0 | 24 | 0 | 0 | 0 | 24 | 2.0 |
| • Taurean Ferguson | 11 | 0 | 0 | 0 | 0 | 21 | 21 | 1.9 |
| Jimmy Stewart | 11 | 0 | 0 | 0 | 18 | 0 | 18 | 1.6 |
| • Torren McGaster | 12 | 0 | 0 | 0 | 0 | 6 | 6 | 0.5 |

| | | | | | | | | |
|-------------------|-----------|-------------|-------------|------------|-------------|-----------|--------------|--------------|
| • Darreon Herring | 12 | 0 | 0 | 3 | 0 | 0 | 3 | 0.2 |
| Brian Kimbrow | 1 | -6 | 0 | 0 | 0 | 0 | -6 | -6.0 |
| Team | 8 | -9 | 0 | 0 | 0 | 0 | -9 | -1.1 |
| Stephen Rivers | 4 | -26 | 0 | 0 | 0 | 0 | -26 | -6.5 |
| • Wade Freebeck | 5 | -38 | 0 | 0 | 0 | 0 | -38 | -7.6 |
| Total | 12 | 1316 | 2149 | 111 | 1113 | 75 | 4,764 | 397.0 |
| Opponents | 12 | 2205 | 2620 | 178 | 561 | 289 | 5,853 | 487.8 |

KICKOFF RETURNS

| | No. | Yds | Avg | TD | Long |
|-----------------|-----------|-------------|-------------|----------|------------|
| • Darrius Sims | 31 | 760 | 24.5 | 2 | 100 |
| • Dallas Rivers | 10 | 151 | 15.1 | 0 | 24 |
| • Nathan Marcus | 5 | 37 | 7.4 | 0 | 12 |
| • C.J. Duncan | 4 | 69 | 17.2 | 0 | 19 |
| • Tre Herndon | 3 | 78 | 26.0 | 0 | 38 |
| Jimmy Stewart | 2 | 18 | 9.0 | 0 | 14 |
| Total | 55 | 1113 | 20.2 | 2 | 100 |
| Opponents | 26 | 561 | 21.6 | 0 | 74 |

PUNT RETURNS

| | No. | Yds | Avg | TD | Long |
|---------------------|-----------|------------|------------|----------|-----------|
| • Trey Ellis | 9 | 49 | 5.4 | 0 | 16 |
| • Darrius Sims | 6 | 33 | 5.5 | 0 | 14 |
| • Ryan White | 1 | 0 | 0.0 | 0 | 0 |
| • Stephen Weatherly | 1 | 26 | 26.0 | 1 | 11 |
| • Darreon Herring | 0 | 3 | 0.0 | 0 | 3 |
| Total | 17 | 111 | 6.5 | 1 | 16 |
| Opponents | 23 | 178 | 7.7 | 2 | 76 |

SCORING

| | TDs | FGs | KICK | RUSH | REC | PASS | DXP | SAF | Pts |
|---------------------|-----------|-------------|--------------|------------|----------|------------|----------|----------|------------|
| • Tommy Openshaw | 0 | 8-11 | 21-21 | 0-0 | 0 | 0-0 | 0 | 0 | 45 |
| • C.J. Duncan | 4 | 0-0 | 0-0 | 0-0 | 1 | 0-0 | 0 | 0 | 26 |
| • Ralph Webb | 4 | 0-0 | 0-0 | 0-0 | 0 | 0-0 | 0 | 0 | 24 |
| • Steven Scheu | 4 | 0-0 | 0-0 | 0-0 | 0 | 0-0 | 0 | 0 | 24 |
| • Darrius Sims | 3 | 0-0 | 0-0 | 0-0 | 0 | 0-0 | 0 | 0 | 18 |
| • Dallas Rivers | 2 | 0-0 | 0-0 | 0-0 | 0 | 0-0 | 0 | 0 | 12 |
| • Nathan Marcus | 2 | 0-0 | 0-0 | 0-0 | 0 | 0-0 | 0 | 0 | 12 |
| Davis Dudchock | 1 | 0-0 | 0-0 | 0-0 | 0 | 0-0 | 0 | 0 | 6 |
| • Latevius Rayford | 1 | 0-0 | 0-0 | 0-0 | 0 | 0-0 | 0 | 0 | 6 |
| • Stephen Weatherly | 1 | 0-0 | 0-0 | 0-0 | 0 | 0-0 | 0 | 0 | 6 |
| Patton Robinette | 1 | 0-0 | 0-0 | 0-1 | 0 | 1-1 | 0 | 0 | 6 |
| • Kris Kentera | 1 | 0-0 | 0-0 | 0-0 | 0 | 0-0 | 0 | 0 | 6 |
| • Adam Butler | 1 | 0-0 | 0-0 | 0-0 | 0 | 0-0 | 0 | 0 | 6 |
| • Oren Burks | 1 | 0-0 | 0-0 | 0-0 | 0 | 0-0 | 0 | 0 | 6 |
| • Hayden Lekacz | 0 | 0-1 | 1-1 | 0-0 | 0 | 0-0 | 0 | 0 | 1 |
| Total | 26 | 8-12 | 22-22 | 0-2 | 2 | 2-2 | 0 | 0 | 206 |
| Opponents | 50 | 17-20 | 48-50 | 0-0 | 0 | 0-0 | 0 | 0 | 399 |

VANDERBILT SCORING DRIVES

| Opponent | Plays | Yards | Time | Culminating Play |
|----------------|-------|-------|------|----------------------------------|
| Ole Miss | 4 | (-4) | 0:48 | Openshaw 26-yd. FG |
| UMASS | 9 | 51 | 4:50 | Robinette 1-yd. run |
| UMASS | 11 | 68 | 3:37 | Scheu 3-yd. pass from Robinette |
| UMASS | 3 | 53 | 0:54 | Webb 4-yd. run |
| So. Carolina | 8 | 60 | 4:47 | Duncan 8-yd. pass from Robinette |
| So. Carolina | 10 | 88 | 6:19 | Openshaw 25-yd. FG |
| So. Carolina | 5 | 17 | 1:31 | Openshaw 30-yd. FG |
| So. Carolina | 4 | 70 | 0:38 | Kentera 7-yd. pass from Freebeck |
| @ Georgia | 7 | 66 | 4:08 | Webb 1-yd. run |
| @ Georgia | 6 | 7 | 3:00 | Openshaw 34-yd. FG |
| @ Georgia | 11 | 75 | 5:36 | D. Rivers 6-yd. run |
| Charleston So. | 8 | 39 | 4:03 | Openshaw 39-yd. FG |
| Charleston So. | 3 | 71 | 1:27 | Duncan 65-yd. pass from McCrary |
| Charleston So. | 6 | 34 | 3:35 | D. Rivers 8-yd. run |

| Opponent | Plays | Yards | Time | Culminating Play |
|----------------|-------|-------|------|-----------------------------------|
| Charleston So. | 5 | 32 | 0:27 | Openshaw 42-yd. FG |
| @ Missouri | 10 | 75 | 3:11 | Marcus 9-yd. pass from McCrary |
| @ Missouri | 6 | 76 | 3:33 | Duncan 29-yd. pass from McCrary |
| Old Dominion | 11 | 75 | 5:48 | Marcus 7-yd. pass from McCrary |
| Old Dominion | 12 | 86 | 6:25 | Webb 7-yd. run |
| Old Dominion | 7 | 65 | 3:19 | Scheu 5-yd. pass from McCrary |
| Old Dominion | 4 | 73 | 1:06 | Rayford 20-yd. pass from McCrary |
| Old Dominion | 4 | 69 | 2:04 | Dudchock 50-yd. pass from McCrary |
| Old Dominion | 11 | 75 | 6:27 | Duncan 30-yd. pass from McCrary |
| Florida | 7 | 86 | 3:38 | Scheu 33-yd. pass from McCrary |
| Florida | 5 | 38 | 1:27 | Openshaw 48-yd. FG |
| Tennessee | 4 | 6 | 1:53 | Openshaw 36-yd. FG |
| Tennessee | 7 | 88 | 2:52 | Scheu 36-yd. pass from Robinette |
| Tennessee | 7 | 71 | 2:46 | Webb 3-yd. run |

2014 TEAM STATISTICS

FIELD GOALS

| | FGM-FGA | % | 1-29 | 30-39 | 40-49 | 50+ | Lg | BLK |
|------------------|---------|------|------|-------|-------|-----|----|-----|
| • Hayden Lekacz | 0-1 | 0.0 | 0-0 | 0-0 | 0-1 | 0-0 | 0 | 0 |
| • Tommy Openshaw | 8-11 | 72.7 | 2-2 | 4-4 | 2-5 | 0-0 | 48 | 1 |

PUNTING

| | No. | Yds | AVG | LONG | TB | FC | I-20 | BLK |
|---------------|-----------|-------------|-------------|-----------|----------|-----------|-----------|----------|
| • Colby Cooke | 66 | 2796 | 42.4 | 68 | 7 | 11 | 19 | 0 |
| Taylor Hudson | 3 | 98 | 32.7 | 42 | 2 | 0 | 0 | 0 |
| Team | 1 | 0 | 0.0 | 0 | 0 | 0 | 0 | 1 |
| Total | 70 | 2894 | 41.3 | 68 | 9 | 11 | 19 | 1 |
| Opponents | 52 | 2115 | 40.7 | 60 | 8 | 12 | 13 | 1 |

FIELD GOAL SEQUENCE

| | VANDERBILT | OPPONENT |
|---------------------|--------------|----------------------|
| Temple | 40 | (19), (28), 22, (25) |
| Ole Miss | (26) | (31), (25) |
| UMass | - | (32), 22 |
| South Carolina | (25),46,(30) | (45),(43) |
| at Kentucky | - | (44) |
| at Georgia | 49,(34) | (22) |
| Charleston Southern | (39),(42) | (23),(30) |
| at Missouri | - | (37),42 |
| Old Dominion | - | - |
| Florida | (48) | (40),(25) |
| at Miss. State | 41 | (34) |
| Tennessee | (36) | (36) |

Numbers in (parentheses) indicate successful field goals.

INDIVIDUAL DEFENSIVE STATISTICS

| # | Name | GP | Tackle Stat Categories | | | | Sacks | | Pass Defense | | | Fumbles | | Blocked | |
|----|---------------------|-------------|------------------------|------------|------------|---------------|---------------|-------------|--------------|-----------|------------|----------|----------|----------|----------|
| | | | Solo | Ast | Total | TFL/Yds | No-Yards | | Int-Yds | BrUp | QBH | Rcv-Yds | FF | Kicks | Saf |
| 52 | • Nigel Bowden | 11-11 | 37 | 41 | 78 | 2.0-12 | 1.0-7 | . | . | 1 | 2 | . | 1 | . | . |
| 41 | • Zach Cunningham | 11-5 | 37 | 30 | 67 | 6.5-13 | 1.5-7 | . | . | 2 | 1 | . | 1 | . | . |
| 5 | • Torren McGaster | 12-11 | 46 | 20 | 66 | 3.5-9 | . | . | 2-6 | 5 | . | . | 1 | . | . |
| 45 | • Stephen Weatherly | 12-8 | 30 | 25 | 55 | 12.5-47 | 4.5-32 | . | . | 1 | 2 | . | 1 | 1 | . |
| 32 | • Andrew Williamson | 12-8 | 32 | 22 | 54 | 4.0-9 | . | . | . | 3 | 1 | . | . | . | . |
| 35 | • Darreon Herring | 12-11 | 23 | 22 | 45 | 3.5-7 | 0.5-4 | . | . | . | 1 | . | . | . | . |
| 53 | Vince Taylor | 12-11 | 20 | 23 | 43 | 3.0-17 | 1.5-14 | . | . | 1 | . | 2-3 | . | . | . |
| 27 | • Jahmel McIntosh | 12-9 | 24 | 16 | 40 | 1.5-2 | . | . | 1-35 | 2 | 1 | . | . | . | . |
| 55 | • Caleb Azubike | 12-8 | 18 | 21 | 39 | 6.0-30 | 4.0-25 | . | . | . | 2 | . | . | . | . |
| 20 | • Oren Burks | 8-7 | 16 | 21 | 37 | . | . | . | . | 7 | . | 1-0 | . | . | . |
| 69 | • Adam Butler | 12-9 | 16 | 19 | 35 | 7.5-22 | 2.5-13 | . | . | 3 | . | 1-0 | . | 1 | . |
| 14 | • Ryan White | 9-1 | 19 | 15 | 34 | 3.5-14 | 0.5-1 | . | . | 2 | 1 | . | 1 | . | . |
| 74 | • Jay Woods | 12-5 | 12 | 19 | 31 | 1.5-8 | . | . | . | . | . | . | . | . | . |
| 3 | • Taurean Ferguson | 11-6 | 25 | 5 | 30 | 1.5-2 | . | . | 2-21 | 4 | . | . | . | . | . |
| 92 | Kyle Woestmann | 11-11 | 17 | 13 | 30 | 5.5-18 | 1.0-2 | . | . | 2 | 3 | . | 1 | . | . |
| 44 | Barron Dixon | 10-1 | 17 | 12 | 29 | 1.0-2 | . | . | . | . | 1 | . | . | . | . |
| 40 | • Ja'karri Thomas | 11-1 | 6 | 16 | 22 | 0.5-1 | . | . | . | 1 | . | . | . | . | . |
| 4 | • Tre Bell | 9-4 | 15 | 4 | 19 | . | . | . | . | 2 | . | . | . | . | . |
| 2 | • Tre Tarpley | 11-0 | 14 | 4 | 18 | 2.0-13 | . | . | . | . | . | . | 2 | . | . |
| 49 | • Jonathan Wynn | 11-2 | 5 | 8 | 13 | 1.5-10 | 1.0-8 | . | . | . | . | . | . | . | . |
| 13 | Jake Sealand | 7-0 | 4 | 8 | 12 | 0.5-4 | . | . | . | . | . | 2-0 | . | . | . |
| 42 | Kellen Williams | 12-5 | 8 | 3 | 11 | . | . | . | . | . | . | . | . | . | . |
| 21 | Paris Head | 4-3 | 7 | 4 | 11 | . | . | . | . | . | . | . | . | . | . |
| 31 | • Tre Herndon | 12-0 | 7 | 2 | 9 | . | . | . | . | . | . | . | . | . | . |
| 77 | • Nifae Lealao | 9-0 | 3 | 5 | 8 | . | . | . | . | . | . | 1-0 | . | . | . |
| 82 | • Kris Kentera | 12-0 | 6 | 2 | 8 | . | . | . | . | . | . | . | . | . | . |
| 43 | Hawkins Mann | 2-0 | 2 | 5 | 7 | 0.5-1 | . | . | . | . | . | . | . | . | . |
| 22 | Casey Hughes | 9-0 | 1 | 5 | 6 | . | . | . | . | . | . | . | . | . | . |
| 6 | • Darrius Sims | 12-0 | 2 | 3 | 5 | . | . | . | 1-13 | 1 | 1 | . | . | . | . |
| 99 | • Landon Stokes | 10-0 | 2 | 2 | 4 | . | . | . | . | . | . | . | . | . | . |
| 94 | • Torey Agee | 4-0 | . | 4 | 4 | . | . | . | . | . | . | . | . | . | . |
| 34 | Andrew East | 12-0 | 1 | 2 | 3 | . | . | . | . | . | . | . | . | . | . |
| 54 | Jimmy Stewart | 11-0 | 1 | 2 | 3 | . | . | . | . | . | . | . | . | . | . |
| 7 | • Emmanuel Smith | 9-0 | 1 | 2 | 3 | . | . | . | . | . | . | . | . | . | . |
| 24 | • Jalen Banks | 11-0 | 2 | . | 2 | . | . | . | . | . | . | . | . | . | . |
| 81 | • Steven Scheu | 12-12 | 1 | 1 | 2 | . | . | . | . | . | . | . | . | . | . |
| 28 | • Dallas Rivers | 12-0 | 1 | . | 1 | . | . | . | . | . | . | . | . | . | . |
| 99 | • Hayden Lekacz | 5-0 | 1 | . | 1 | . | . | . | . | . | . | . | . | . | . |
| 17 | • Tommy Openshaw | 11-0 | 1 | . | 1 | . | . | . | . | . | . | . | . | . | . |
| 53 | • Jake Bernstein | 12-12 | 1 | . | 1 | . | . | . | . | . | . | . | . | . | . |
| 80 | Davis Dudchock | 10-3 | . | 1 | 1 | . | . | . | . | . | . | . | . | . | . |
| 16 | • Curtis Graves | 2-0 | . | 1 | 1 | . | . | . | . | . | . | . | . | . | . |
| | TEAM | 8-0 | . | . | . | . | . | . | . | . | 1 | . | . | . | . |
| | Total | 12-0 | 482 | 410 | 892 | 68-241 | 18-113 | 6-75 | 37 | 17 | 7-3 | 8 | 2 | 0 | 0 |
| | Opponents | 12-0 | 376 | 420 | 796 | 51.0-211 | 21-149 | 19-289 | 46 | 36 | 10-106 | 9 | 2 | 0 | 0 |

2014 OFFENSIVE STATISTICS

PASSING

| | Comp-Att-Yds-TD-INT | | | |
|----------------|----------------------|----------------------|-----------------------|----------------------|
| | P. Robinette | S. Rivers | J. McCrary | W. Freebeck |
| Temple | 4-6-38-0-0 | 12-25-186-0-1 | 0-3-0-0-2 | DNP |
| Ole Miss | DNP | 6-25-60-0-1 | DNP | DNP |
| UMass | 15-21-147-1-0 | DNP | DNP | 1-2-3-0-1 |
| So. Carolina | 4-5-55-1-0 | DNP | DNP | 11-20-168-1-1 |
| at Kentucky | DNP | DNP | DNP | 8-25-85-0-3 |
| at Georgia | DNP | 7-13-88-0-1 | DNP | 9-18-100-0-0 |
| Charleston So. | DNP | DNP | 10-16-169-1-1 | 5-7-20-0-0 |
| at Missouri | DNP | DNP | 17-31-196-2-1 | DNP |
| Old Dominion | DNP | DNP | 20-29-281-5-0 | DNP |
| Florida | 7-10-65-0-0 | DNP | 14-35-160-1-2 | DNP |
| at Miss. State | 2-3-0-1 | 0-2-0-0 | 15-31-0-1 | DNP |
| Tennessee | 11-22-131-1-2 | DNP | 2-7-18-0-1 | DNP |
| TOTALS | 43-67-454-3-3 | 25-65-334-0-3 | 78-152-985-9-8 | 34-72-376-1-5 |

TOP INDIVIDUAL PERFORMANCES OF 2014

| Category | Player, Opponent |
|--------------------------|--|
| RUSH YARDS | 166, Ralph Webb (vs. Old Dominion) |
| RUSH ATTEMPTS | 31, Ralph Webb (vs. Old Dominion) |
| PASSING YARDS | 281, Johnny McCrary (vs. Old Dominion) |
| PASS COMPLETIONS | 20, Johnny McCrary (vs. Old Dominion) |
| RECEPTIONS | 8, Latevius Rayford (vs. Florida) |
| RECEIVING YARDS | 119, C.J. Duncan (vs. Charleston Southern) |
| TOUCHDOWNS SCORED | 2, Darrius Sims (vs. South Carolina) |
| TOTAL TACKLES | 13, Zach Cunningham (at Mississippi State) |
| SOLO TACKLES | 8, Zach Cunningham (vs. Florida) |
| QB SACKS | 2.0, 3x Stephen Weatherly (at Missouri) |
| TACKLES FOR LOSS | 5.0, Stephen Weatherly (vs. Tennessee) |
| LONG KICK RETURN | 100, Darrius Sims (vs. South Carolina) |
| INTERCEPTIONS | 2, Torren McGaster (vs. Tennessee) |

RUSHING

| | #-Yds/TD | TEMP | MISS | UMASS | SC | KY | UGA | CSU | MIZZ | ODU | FLA | MSTATE | UT |
|--------------------|------------|-----------|-----------|----------|----------|-----------|----------|----------|----------|-----------|----------|---------|---------|
| • Ralph Webb | 212-907/4 | 14-70/0 | 18-95/0 | 26-116/1 | 19-97/0 | 13-44/0 | 17-77/1 | 15-56/0 | 16-34/0 | 31-166/1 | 16-83/0 | 11-14/0 | 16-55/1 |
| • Dallas Rivers | 61-218/2 | 5-16/0 | 5-23/0 | - | - | - | 5-20/1 | 11-47/1 | 2-6/0 | 17-73/0 | 4-1/0 | 7-11/0 | 5-23/0 |
| Jerron Seymour | 25-123/0 | DNP | DNP | 5-15/0 | 6-32/0 | 3-33/0 | 9-41/0 | DNP | 1-(-1)/0 | 1-3/0 | DNP | DNP | DNP |
| Patton Robinette | 29-63/1 | 5-(-14)/0 | DNP | 6-35/1 | 2-3/0 | DNP | DNP | DNP | DNP | DNP | 3-(-1)/0 | 1-3/0 | 12-37/0 |
| • Trent Sherfield | 3-40/0 | DNP | - | DNP | 1-25/0 | DNP | DNP | DNP | - | 2-15/0 | - | - | - |
| • Johnny McCrary | 22-39/0 | - | DNP | DNP | DNP | DNP | DNP | 1-3/0 | 6-7/0 | 3-(-2)/0 | 1-2/0 | 8-21/0 | 3-8/0 |
| • Latevius Rayford | 1-8/0 | - | - | - | - | - | - | - | - | 1-8/0 | - | - | - |
| Kellen Williams | 2-6/0 | - | - | - | - | - | - | 1-5/0 | 1-1/0 | - | - | - | - |
| • C.J. Duncan | 2-4/0 | - | 1-2/0 | - | - | - | 1-2/0 | - | - | - | - | - | DNP |
| • Darrius Sims | 2-2/0 | - | - | - | - | - | - | 1-5/0 | 1-(-3)/0 | - | - | - | - |
| Brian Kimbrow | 1-(-6)/0 | 1-(-6)/0 | DNP | DNP | DNP | DNP | DNP | DNP | DNP | DNP | DNP | DNP | DNP |
| Team | 5-(-9)/0 | 1-(-3)/0 | DNP | 1-(-1)/0 | 1-(-4)/0 | 1-0/0 | - | 1-(-1)/0 | DNP | - | DNP | DNP | - |
| • Kris Kentera | 1-(-20)/0 | - | - | - | - | - | - | - | - | 1-(-20)/0 | - | - | - |
| Stephen Rivers | 5-(-26)/0 | 3-(-9)/0 | 1-(-13)/0 | DNP | DNP | DNP | 1-(-4)/0 | DNP | DNP | DNP | DNP | - | DNP |
| • Wade Freebeck | 12-(-38)/0 | DNP | DNP | 2-(-5)/0 | 1-3/0 | 5-(-23)/0 | 3-(-4)/0 | 1-(-9)/0 | DNP | DNP | DNP | DNP | DNP |

RECEIVING

| | #-Yds/TD | TEMP | MISS | UMASS | SC | KY | UGA | CSU | MIZZ | ODU | FLA | MSTATE | UT |
|--------------------|----------|--------|--------|--------|--------|--------|--------|---------|--------|--------|--------|--------|--------|
| • Steven Scheu | 39-525/4 | 3-45/0 | 3-34/0 | 3-19/1 | 3-83/0 | 1-7/0 | 5-74/0 | 1-7/0 | 6-81/0 | 3-18/1 | 5-74/1 | 3-21/0 | 3-62/1 |
| • C.J. Duncan | 28-441/4 | 2-58/0 | - | 4-72/0 | 1-8/1 | 3-48/0 | 3-17/0 | 7-119/1 | 1-29/1 | 4-65/1 | 1-6/0 | 2-19/0 | DNP |
| • Latevius Rayford | 36-350/1 | 4-43/0 | - | 2-20/0 | 3-16/0 | 2-21/0 | 3-29/0 | 1-11/0 | 1-7/0 | 5-79/1 | 8-53/0 | 4-36/0 | 3-35/0 |
| Davis Dudchock | 17-261/1 | 1-19/0 | - | - | 2-30/0 | - | DNP | DNP | 3-29/0 | 2-55/1 | 5-83/0 | 3-41/0 | 1-4/0 |
| • Chandler Dorrell | 10-118/0 | DNP | - | 1-10/0 | 2-24/0 | 1-6/0 | 1-36/0 | 1-9/0 | - | 1-13/0 | 1-6/0 | - | 2-14/0 |
| • Kris Kentera | 7-113/1 | - | 1-13/0 | 1-5/0 | 2-46/1 | - | - | - | 1-9/0 | - | - | 1-22/0 | 1-18/0 |
| • Caleb Scott | 6-78/0 | 1-9/0 | - | - | - | - | 1-7/0 | DNP | 2-18/0 | 1-39/0 | DNP | - | 1-5/0 |
| Trey Wilkins | 7-66/0 | 1-19/0 | - | 3-15/0 | 1-12/0 | - | 1-5/0 | 1-15/0 | - | - | - | - | - |
| • Nathan Marcus | 6-56/2 | - | - | - | - | - | - | 1-25/0 | 1-9/1 | 3-11/1 | DNP | - | 1-11/0 |
| • Ralph Webb | 10-30/0 | - | - | 2-9/0 | 1-4/0 | 1-3/0 | - | 2-3/0 | 1-5/0 | - | 1-3/0 | 1-3/0 | 1-0/0 |
| Kellen Williams | 3-29/0 | - | 1-5/0 | - | - | - | 1-6/0 | - | - | - | - | 1-18/0 | - |
| Jordan Cunningham | 4-27/0 | 3-19/0 | 1-8/0 | - | DNP | DNP | DNP | DNP | DNP | DNP | DNP | DNP | DNP |
| Dillon van der Wal | 2-24/0 | 1-12/0 | - | - | - | - | - | - | - | - | - | 1-12/0 | - |
| • Darrius Sims | 2-14/0 | - | - | - | - | - | 1-14/0 | 1-0/0 | - | - | - | - | - |
| • Trent Sherfield | 1-9/0 | DNP | - | DNP | - | DNP | DNP | DNP | 1-9/0 | - | - | - | - |
| • Dallas Rivers | 1-7/0 | - | - | - | - | - | - | - | - | - | - | 1-7/0 | - |
| Jerron Seymour | 1-1/0 | DNP | DNP | - | - | - | - | DNP | - | 1-1/0 | DNP | DNP | DNP |

PUNT RETURNS

| | #-Yds | TEMP | MISS | UMASS | SC | KY | UGA | CSU | MIZZ | ODU | FLA | MSTATE | UT |
|---------------------|-------|------|------|-------|-----|----|-----|-----|------|-----|-----|--------|-----|
| • Trey Ellis | 9-49 | DNP | DNP | 2-24 | 1-0 | - | 1-6 | - | 1-1 | - | 1-7 | 1-5 | 2-6 |
| • Darrius Sims | 6-33 | 5-26 | - | - | - | - | - | - | - | - | 1-7 | - | - |
| • Stephen Weatherly | 1-26 | - | - | 1-26 | - | - | - | - | - | - | - | - | - |
| • Ryan White | 1-0 | - | - | - | - | - | - | 1-0 | DNP | DNP | - | - | DNP |

KICK RETURNS

| | #-Yds | TEMP | MISS | UMASS | SC | KY | UGA | CSU | MIZZ | ODU | FLA | MSTATE | UT |
|-----------------|--------|------|------|-------|-------|------|------|------|------|------|-------|--------|------|
| • Darrius Sims | 31-760 | 4-72 | - | 3-76 | 3-217 | 1-15 | 3-51 | - | - | 1-19 | 6-151 | 7-112 | 3-47 |
| • Dallas Rivers | 10-151 | - | - | 1-13 | 2-36 | 2-19 | - | 2-30 | - | 3-44 | - | - | - |
| • Tre Herndon | 3-78 | 3-78 | - | - | - | - | - | - | - | - | - | - | - |
| • C.J. Duncan | 4-69 | - | 4-69 | - | - | - | - | - | - | - | - | - | DNP |
| • Nathan Marcus | 5-37 | - | - | 1-9 | 2-13 | - | - | 2-15 | - | - | DNP | - | - |
| Jimmy Stewart | 2-18 | - | - | - | - | - | 1-4 | 1-14 | - | - | - | DNP | - |

2014 DEFENSIVE STATISTICS

TACKLES

| | SOLO-ASSISTED-TOTAL | TEM | MISS | UMASS | SC | UK | UGA | CSU | MIZZ | ODU | UF | MSTATE | UT |
|---------------------|---------------------|-----|------|-------|-----|-----|-----|-----|------|-----|-----|--------|-----|
| • Nigel Bowden | 37-41-78 | 4-1 | 0-7 | 4-3 | 3-5 | 6-3 | 4-4 | 5-5 | 6-5 | 1-2 | 3-3 | DNP | 1-3 |
| • Zach Cunningham | 37-30-67 | 0-1 | 4-2 | 1-0 | 0-3 | 5-4 | 3-3 | DNP | 3-3 | 2-2 | 8-3 | 5-8 | 6-1 |
| • Torren McGaster | 46-20-66 | 3-2 | 3-1 | 1-3 | 4-3 | 5-1 | 4-1 | 5-1 | 5-2 | 4-1 | 3-3 | 7-2 | 2-0 |
| • Stephen Weatherly | 30-25-55 | 4-4 | 3-3 | 2-3 | 1-0 | 2-2 | - | 1-0 | 3-1 | 0-2 | 5-0 | 2-10 | 7-0 |
| • Andrew Williamson | 32-22-54 | 4-1 | 3-1 | 2-2 | 5-1 | 1-7 | 2-2 | 1-0 | 2-1 | 1-0 | 4-3 | 3-2 | 4-2 |
| • Darreon Herring | 23-22-45 | 1-1 | 2-6 | 3-2 | 1-1 | 4-4 | 2-2 | 2-0 | 2-1 | 0-2 | 2-0 | 1-3 | 3-0 |
| • Vince Taylor | 20-23-43 | 3-3 | 3-2 | - | 1-1 | 2-2 | 2-1 | 2-2 | 1-2 | 0-2 | 1-2 | 2-4 | 3-2 |
| • Jahmel McIntosh | 24-16-40 | 1-1 | 6-2 | 1-0 | 1-3 | 5-2 | 2-1 | 2-2 | 2-0 | 0-4 | 1-0 | - | 3-1 |
| • Caleb Azubike | 18-21-39 | - | 3-4 | 4-3 | 1-1 | 3-2 | 1-2 | 3-3 | 2-2 | 0-2 | - | 1-2 | - |
| • Oren Burks | 16-21-37 | 4-2 | 3-4 | 1-4 | DNP | DNP | DNP | DNP | 1-0 | 0-3 | 3-2 | 3-4 | 1-2 |
| • Adam Butler | 16-19-35 | 1-2 | 1-3 | 2-2 | 2-2 | 2-0 | 1-0 | 1-1 | 2-3 | 0-1 | 2-2 | 1-3 | 1-0 |
| • Ryan White | 19-15-34 | 4-1 | 3-0 | 3-1 | 3-5 | 3-3 | 1-2 | 2-2 | DNP | DNP | 0-1 | - | DNP |
| • Jay Woods | 12-19-31 | 2-2 | 1-3 | 1-1 | 1-3 | 0-2 | 2-3 | 2-0 | - | - | 2-2 | 0-3 | 1-0 |
| • Taurean Ferguson | 25-5-30 | - | 2-0 | - | 1-1 | DNP | 1-0 | 3-1 | 2-1 | 1-1 | 5-0 | 5-1 | 5-0 |
| • Kyle Woestmann | 17-13-30 | 3-0 | 3-5 | 1-0 | DNP | 0-1 | 0-1 | 2-2 | 2-1 | 1-1 | 2-0 | 2-2 | 1-0 |
| • Barron Dixon | 17-12-29 | 3-1 | DNP | DNP | 3-0 | 1-4 | - | 0-1 | - | - | 2-2 | 2-4 | 6-0 |
| • Ja'karri Thomas | 6-16-22 | - | DNP | - | 1-0 | - | - | 2-7 | - | 2-3 | 1-3 | 0-3 | - |
| • Tre Bell | 15-4-19 | 4-1 | 3-3 | 5-0 | - | DNP | DNP | DNP | 1-0 | - | - | - | 2-0 |
| • Tre Tarpley | 14-4-18 | 1-2 | - | - | 2-1 | 5-0 | 3-0 | 1-1 | 2-0 | - | - | - | DNP |
| • Jonathan Wynn | 5-8-13 | 1-1 | 0-1 | 3-3 | 0-1 | DNP | - | 1-0 | - | - | - | 0-1 | 0-1 |
| • Jake Sealant | 4-8-12 | 0-2 | 0-1 | 1-0 | 0-1 | 2-2 | 0-2 | 1-0 | DNP | DNP | DNP | DNP | DNP |
| • Paris Head | 7-4-11 | DNP | 1-1 | DNP | 1-0 | 3-2 | 2-1 | DNP | DNP | DNP | DNP | DNP | DNP |
| • Kellen Williams | 8-3-11 | 1-1 | - | 0-1 | 1-0 | - | 1-0 | 1-0 | 1-0 | - | 2-0 | 0-1 | 1-0 |
| • Tre Herndon | 7-2-9 | 1-1 | - | 1-0 | 1-1 | - | 1-0 | - | - | 2-0 | 1-0 | - | - |
| • Kris Kentera | 6-2-8 | - | 1-0 | 1-1 | - | 1-0 | - | 1-1 | 2-0 | - | - | - | - |
| • Nifae Lealao | 3-5-8 | 1-1 | 0-1 | 0-1 | 1-1 | 0-1 | - | - | DNP | DNP | - | 1-0 | DNP |
| • Hawkins Mann | 2-5-7 | 2-2 | 0-3 | DNP | DNP | DNP | DNP | DNP | DNP | DNP | DNP | DNP | DNP |
| • Casey Hughes | 1-5-6 | 1-1 | 0-1 | 0-1 | DNP | DNP | 0-1 | - | - | - | 0-1 | DNP | - |
| • Darrius Sims | 2-3-5 | - | - | - | - | 1-2 | - | - | - | 1-0 | - | 0-1 | - |
| • Torey Agee | 0-4-4 | 0-3 | 0-1 | DNP | DNP | DNP | - | DNP | DNP | DNP | DNP | DNP | - |
| • Landon Stokes | 2-2-4 | DNP | 0-1 | 1-0 | - | DNP | - | - | - | - | 0-1 | 1-0 | - |
| • Emmanuel Smith | 1-2-3 | DNP | - | DNP | 1-0 | DNP | 0-1 | - | - | 0-1 | - | - | - |
| • Jimmy Stewart | 1-2-3 | - | - | - | - | - | 0-1 | 0-1 | - | - | - | DNP | 1-0 |
| • Andrew East | 1-2-3 | 0-1 | 1-0 | 0-1 | - | - | - | - | - | - | - | - | - |
| • Jalen Banks | 2-0-2 | DNP | - | - | - | - | - | - | 1-0 | - | - | 1-0 | - |
| • Tommy Openshaw | 1-0-1 | DNP | - | - | - | - | - | - | - | - | 1-0 | - | - |
| • Hayden Lekacz | 1-0-1 | - | - | - | - | 1-0 | DNP | DNP | DNP | DNP | DNP | DNP | DNP |

INTERCEPTIONS/RET.

| | No.-Yds | TEM | MISS | UMASS | SC | UK | UGA | CSU | MIZZ | ODU | UF | MSTATE | UT |
|--------------------|---------|-----|------|-------|----|------|------|------|------|-----|----|--------|-----|
| • Torren McGaster | 2-6 | - | - | - | - | - | - | - | - | - | - | - | 2-6 |
| • Taurean Ferguson | 2-21 | - | - | - | - | DNP | - | 1-21 | - | 1-0 | - | - | - |
| • Jahmel McIntosh | 1-35 | - | - | - | - | - | 1-35 | - | - | - | - | - | - |
| • Darrius Sims | 1-13 | - | - | - | - | 1-13 | - | - | - | - | - | - | - |

QB SACKS

| | UA-A-TOTAL | TEM | MISS | UMASS | SC | UK | UGA | CSU | MIZZ | ODU | UF | MSTATE | UT |
|---------------------|------------|-------|-------|--------|-------|-------|-----|-----|-------|-----|-------|--------|--------|
| • Stephen Weatherly | 4-1-4.5 | - | - | - | - | 0.5-5 | - | - | 2.0-9 | - | 1.0-5 | - | 1.0-13 |
| • Caleb Azubike | 4-0-4.0 | - | 2.0-9 | 2.0-16 | - | - | - | - | - | - | - | - | - |
| • Adam Butler | 2-1-2.5 | 0.5-0 | - | - | 1.0-9 | - | - | - | - | - | - | - | 1.0-4 |
| • Vince Taylor | 1-1-1.5 | - | 1.0-8 | - | - | - | - | - | - | - | - | - | 0.5-6 |
| • Zach Cunningham | 1-1-1.5 | - | - | - | - | - | - | DNP | - | - | 1.0-1 | - | 0.5-6 |
| • Nigel Bowden | 1-0-1.0 | - | - | - | - | 1.0-7 | - | - | - | - | - | DNP | - |
| • Jonathan Wynn | 1-0-1.0 | - | - | 1.0-8 | - | DNP | - | - | - | - | - | - | - |
| • Kyle Woestmann | 1-0-1.0 | - | - | - | DNP | - | - | - | - | - | - | 1.0-2 | - |
| • Ryan White | 0-1-0.5 | 0.5-1 | - | - | - | - | - | - | DNP | DNP | - | - | DNP |
| • Darreon Herring | 0-1-0.5 | - | - | - | - | 0.5-4 | - | - | - | - | - | - | - |

FUMBLES

| | FF/FR | TEM | MISS | UMASS | SC | UK | UGA | CSU | MIZZ | ODU | UF | MSTATE | UT |
|---------------------|-------|-----|------|-------|-----|-----|-----|-----|------|-----|----|--------|-----|
| • Tre Tarpley | 2/- | 1/- | - | - | - | - | - | - | 1/- | - | - | - | DNP |
| • Zach Cunningham | 1/- | - | 1/- | - | - | - | - | DNP | - | - | - | - | - |
| • Kyle Woestmann | 1/- | 1/- | - | - | - | - | - | - | - | - | - | - | - |
| • Torren McGaster | 1/- | - | - | - | 1/- | - | - | - | - | - | - | - | - |
| • Ryan White | 1/- | - | - | - | 1/- | - | - | - | - | - | - | - | DNP |
| • Stephen Weatherly | 1/- | - | - | - | - | 1/- | - | - | - | - | - | - | - |
| • Vince Taylor | -/2 | - | -/1 | - | -/1 | - | - | - | - | - | - | - | - |
| • Jake Sealant | -/2 | -/1 | - | - | - | -/1 | - | - | - | - | - | DNP | DNP |
| • Oren Burks | -/1 | -/1 | - | - | DNP | DNP | DNP | DNP | - | - | - | - | - |
| • Adam Butler | -/1 | - | - | -/1 | - | - | - | - | - | - | - | - | - |
| • Nifae Lealao | -/1 | - | - | - | - | -/1 | - | - | - | - | - | - | DNP |

2014 STARTERS/STATISTICS

GAME-BY-GAME STARTERS

OFFENSE

| | WR | WR (OTHER) | WR/TE/FB | TE | QB | RB | LT | LG | C | RG | RT |
|----------------|--------------|-------------|------------------|-------|-----------|------|-------|-----------|----------|--------|---------|
| Temple | J.Cunningham | Wilkins | Williams (FB) | Scheu | Robinette | Webb | Jelks | Bernstein | Townsend | Pulley | Bridges |
| Ole Miss | Duncan | Rayford | Williams (FB) | Scheu | Rivers | Webb | Jelks | Bernstein | Townsend | Pulley | Holden |
| UMass | Duncan | Rayford | Dudchock (TE) | Scheu | Freebeck | Webb | Jelks | Bernstein | Townsend | Pulley | Holden |
| South Carolina | Wilkins | Marcus (TE) | Dudchock (TE) | Scheu | Robinette | Webb | Jelks | Bernstein | Townsend | Pulley | Holden |
| at Kentucky | Duncan | Rayford | Dudchock (TE) | Scheu | Freebeck | Webb | Jelks | Bernstein | Townsend | Pulley | Holden |
| at Georgia | Duncan | Rayford | Marcus (TE) | Scheu | Freebeck | Webb | Jelks | Bernstein | Townsend | Pulley | Holden |
| Charleston So. | Duncan | Rayford | Wilkins (WR) | Scheu | Freebeck | Webb | Jelks | Bernstein | Townsend | Pulley | Holden |
| at Missouri | Duncan | Rayford | Williams (FB) | Scheu | McCrary | Webb | Jelks | Bernstein | Townsend | Pulley | Holden |
| Old Dominion | Duncan | Rayford | Marcus (TE) | Scheu | McCrary | Webb | Jelks | Bernstein | Townsend | Pulley | Holden |
| Florida | Duncan | Rayford | Williams (FB) | Scheu | McCrary | Webb | Jelks | Bernstein | Townsend | Pulley | Holden |
| at Miss. State | Duncan | Rayford | Williams (FB) | Scheu | McCrary | Webb | Jelks | Bernstein | Townsend | Pulley | Holden |
| Tennessee | Scott | Rayford | van der Wal (TE) | Scheu | McCrary | Webb | Jelks | Bernstein | Townsend | Pulley | Bridges |

DEFENSE

| | DE | NT | DE (OTHER) | OLB | ILB | ILB | OLB | CB | SS | FS | CB |
|----------------|---------|----------|--------------|--------------|--------------|---------|-----------|----------|----------|------------|----------|
| Temple | Butler | J. Woods | White (NB) | Woestmann | Herring | Bowden | Weatherly | Bell | Burks | Williamson | McGaster |
| Ole Miss | Butler | Taylor | Azubike | Woestmann | Herring | Bowden | Weatherly | Bell | Burks | Williamson | Head |
| UMass | Butler | Taylor | Azubike | Woestmann | Herring | Bowden | Wynn | Bell | Burks | Williamson | McGaster |
| South Carolina | Butler | Taylor | J. Woods | Azubike | Herring | Bowden | Wynn | Bell | McIntosh | Williamson | McGaster |
| at Kentucky | Butler | Taylor | J. Woods | Woestmann | Herring | Bowden | Weatherly | Head | McIntosh | Williamson | McGaster |
| at Georgia | Butler | Taylor | J. Woods | Woestmann | Herring | Bowden | Weatherly | Head | McIntosh | Williamson | McGaster |
| Charleston So. | Azubike | Taylor | J. Woods | Woestmann | Herring | Bowden | Thomas | Ferguson | McIntosh | Williamson | McGaster |
| at Missouri | Azubike | Taylor | Herring (NB) | Woestmann | Z.Cunningham | Bowden | Weatherly | Ferguson | McIntosh | Williamson | McGaster |
| Old Dominion | Azubike | Taylor | Herring (NB) | Woestmann | Z.Cunningham | Bowden | Weatherly | Ferguson | McIntosh | Williamson | McGaster |
| Florida | Butler | Taylor | Dixon | Woestmann | Z.Cunningham | Bowden | Weatherly | Ferguson | McIntosh | Burks | McGaster |
| at Miss. State | Butler | Taylor | Azubike | Woestmann | Z.Cunningham | Herring | Weatherly | Ferguson | McIntosh | Burks | McGaster |
| Tennessee | Butler | Taylor | Woestmann | Herring (NB) | Z.Cunningham | Bowden | Weatherly | Ferguson | McIntosh | Burks | McGaster |

TEAM STATISTICAL COMPARISONS

GAME-BY-GAME TEAM COMPARISONS

(NOTE: GAME TOTALS ARE DISPLAYED IN THE FORMAT TEAM/OPPONENT FOR EACH CATEGORY)

| | SCORE | 1ST DOWNS | RUSHING | PASSING | RUSH YARDS | PASS YARDS | PLAYS-TOT. YARDS | RETURN Yds | TURNOVERS |
|----------------|----------|-----------|---------|---------|---------------------|-------------|---------------------|-------------|-----------|
| Temple | L, 7-37 | 13/17 | 2/8 | 11/9 | 29-59/45-144 | 219/206 | 63-278/81-350 | 174/164 | 7/2 |
| Ole Miss | L, 3-41 | 9/34 | 4/13 | 4/18 | 25-107/50-180 | 60/367 | 50-167/88-547 | 72/71 | 1/1 |
| UMass | W, 34-31 | 17/20 | 8/4 | 8/13 | 40-160/39-88 | 150/258 | 63-310/74-346 | 148/120 | 1/1 |
| So. Carolina | L, 34-48 | 18/24 | 9/12 | 8/10 | 30-156/34-212 | 223/237 | 55-379/68-449 | 266/111 | 2/1 |
| at Kentucky | L, 7-17 | 8/23 | 3/13 | 4/10 | 22-54/50-183 | 85/201 | 47-139/80-384 | 47/112 | 3/3 |
| at Georgia | L, 17-44 | 15/20 | 8/12 | 7/7 | 36-132/35-243 | 188/202 | 67-320/57-445 | 96/88 | 1/1 |
| Charleston So. | W, 21-20 | 11/19 | 5/10 | 5/8 | 31-106/41-199 | 189/190 | 54-295/66-389 | 83/60 | 1/1 |
| at Missouri | L, 14-24 | 18/20 | 3/12 | 10/7 | 27-44/46-244 | 196/141 | 58-240/69-385 | 1/53 | 1/0 |
| Old Dominion | W, 42-28 | 33/16 | 17/1 | 12/13 | 56-243/12-45 | 281/291 | 85-524/48-336 | 63/101 | 2/1 |
| Florida | L, 10-34 | 17/19 | 4/9 | 11/10 | 24-83/50-214 | 225/215 | 69-308/72-429 | 165/85 | 4/0 |
| at Miss. State | L, 0-51 | 15/32 | 5/18 | 7/11 | 27-49/51-283 | 179/219 | 63-228/76-502 | 117/84 | 3/0 |
| Tennessee | L, 17-24 | 19/19 | 10/12 | 6/4 | 36-123/45-170 | 149/92 | 66-272/65-262 | 68/85 | 3/2 |
| Totals | 206-399 | 193/263 | 78/124 | 93/120 | 383-1,316/498-2,205 | 2,149/2,620 | 740-3,465/844-4,825 | 1,302/1,134 | 29/13 |

GAME-BY-GAME TEAM COMPARISONS

(NOTE: GAME TOTALS ARE DISPLAYED IN THE FORMAT TEAM/OPPONENT FOR EACH CATEGORY)

| | 3RD DOWN | 4TH DOWN | TIME POSS | MARGIN | YARDS/RUSH | YARDS/PASS | YARDS/PLAY | PUNTING | PEN. YARDS |
|----------------|----------------------|------------------|----------------------|---------------|----------------|----------------|----------------|------------------------|----------------|
| Temple | 3-14/2-17 | 0-1/2-4 | 26:58/33:02 | -6:04 | 2.0/3.2 | 6.4/5.7 | 4.4/4.3 | 7-41.3/7-41.4 | 66/22 |
| Ole Miss | 4-13/10-15 | 0-1/1-2 | 22:34/37:26 | -14:52 | 4.3/3.6 | 2.4/9.7 | 3.3/6.2 | 7-47.6/0-0.0 | 53/35 |
| UMass | 5-12/8-17 | 0-1/2-2 | 32:07/27:53 | 4:14 | 4.0/2.3 | 6.5/7.4 | 4.9/4.7 | 6-42.3/6-29.3 | 77/10 |
| So. Carolina | 4-10/7-12 | 0-0/0-0 | 28:58/31:02 | -2:04 | 5.2/6.2 | 8.9/7.0 | 6.9/6.6 | 3-48.0/3-40.7 | 75/35 |
| at Kentucky | 2-12/6-15 | 0-1/0-1 | 21:38/38:22 | -16:44 | 2.5/3.7 | 3.4/6.7 | 3.0/4.8 | 8-44.8/5-46.8 | 10/55 |
| at Georgia | 2-13/4-10 | 1-2/0-0 | 35:34/24:26 | 11:08 | 3.7/6.9 | 6.1/9.2 | 4.8/7.8 | 7-33.6/5-33.8 | 29/12 |
| Charleston So. | 4-12/2-14 | 0-0/2-4 | 28:18/31:42 | -3:24 | 3.4/4.9 | 8.2/7.6 | 5.5/5.9 | 6-35.3/4-36.0 | 85/73 |
| at Missouri | 4-11/9-16 | 0-0/1-1 | 28:51/31:09 | -2:18 | 1.6/5.3 | 6.3/6.1 | 4.1/5.6 | 7-40.7/4-40.5 | 41/100 |
| Old Dominion | 6-12/2-7 | 3-3/0-2 | 45:17/14:43 | 30:34 | 4.3/3.8 | 9.7/8.1 | 6.2/7.0 | 2-42.5/3-41.0 | 38/48 |
| Florida | 4-16/6-15 | 3-4/1-2 | 24:59/35:01 | -10:02 | 3.5/4.3 | 5.0/9.8 | 4.5/6.0 | 6-41.5/5-47.6 | 49/82 |
| at Miss. State | 4-15/11-15 | 2-4/0-0 | 28:34/29:53 | -1:19 | 1.8/5.5 | 5.0/8.8 | 3.6/6.6 | 5-34.8/3-39.0 | 57/87 |
| Tennessee | 4-12/3-13 | 0-1/0-0 | 30:07/29:53 | 0:14 | 3.4/3.8 | 5.0/4.6 | 4.1/4.0 | 6-46.0/7-48.4 | 50/55 |
| Totals | 46-152/70-166 | 9-18/9-18 | 353:55/366:05 | -12:10 | 3.4/4.4 | 6.0/7.6 | 4.7/5.7 | 70-41.3/52-40.7 | 630/615 |

STATISTICAL COMPARISONS

3RD DOWNS

| | SCORE | OVERALL | 1ST QTR | 2ND QTR | 3RD QTR | 4TH QTR |
|---------------------|----------|-----------------------|---------------------|----------------------|---------------------|----------------------|
| Temple | L, 7-37 | 3-14 (21.4%) | 0-3 (0.0%) | 0-3 (0.0%) | 1-3 (33.3%) | 2-5 (40.0%) |
| Ole Miss | L, 3-41 | 4-13 (30.8%) | 0-2 (0.0%) | 2-4 (50.0%) | 0-2 (0.0%) | 2-5 (40.0%) |
| UMass | W, 34-31 | 5-12 (41.7%) | 0-2 (0.0%) | 2-3 (66.7%) | 0-2 (0.0%) | 3-5 (60.0%) |
| South Carolina | L, 34-48 | 4-10 (40.0%) | 3-4 (75.0%) | 0-2 (0.0%) | 0-1 (0.0%) | 1-3 (33.3%) |
| at Kentucky | L, 7-17 | 2-12 (16.7%) | 1-3 (33.3%) | 0-2 (0.0%) | 0-3 (0.0%) | 1-4 (25.0%) |
| at Georgia | L, 17-44 | 2-13 (15.4%) | 0-4 (0.0%) | 1-3 (33.3%) | 0-3 (0.0%) | 1-3 (33.3%) |
| Charleston Southern | W, 21-20 | 4-12 (33.3%) | 0-2 (0.0%) | 3-5 (60.0%) | 0-2 (0.0%) | 1-3 (33.3%) |
| at Missouri | L, 14-24 | 4-11 (36.4%) | 0-3 (0.0%) | 2-3 (66.7%) | 1-3 (33.3%) | 1-2 (50.0%) |
| Old Dominion | W, 42-28 | 6-12 (50.0%) | 1-3 (33.3%) | 2-3 (66.7%) | 1-4 (25.0%) | 2-2 (100.0%) |
| Florida | L, 10-34 | 4-16 (25.0%) | 1-3 (33.3%) | 0-3 (0.0%) | 1-4 (25.0%) | 2-6 (33.3%) |
| at Miss. State | L, 0-51 | 4-15 (26.6%) | 0-4 (0.0%) | 1-3 (33.3%) | 1-4 (25.0%) | 2-4 (50.0%) |
| Tennessee | L, 17-24 | 4-12 (33.3%) | 0-2 (0.0%) | 1-3 (33.3%) | 2-3 (66.7%) | 1-4 (25.0%) |
| Vanderbilt | | 46-152 (30.3%) | 6-35 (17.1%) | 14-37 (37.8%) | 7-34 (20.6%) | 19-46 (41.3%) |
| Opponents | | 70-166 (42.2%) | 18-40 (45.0%) | 18-45 (40.0%) | 18-39 (46.2%) | 16-42 (38.1%) |

4TH DOWNS

| | SCORE | OVERALL | 1ST QTR | 2ND QTR | 3RD QTR | 4TH QTR |
|---------------------|----------|---------------------|---------------------|-------------------|--------------------|---------------------|
| Temple | L, 7-37 | 0-1 (0.0%) | 0-0 (0.0%) | 0-0 (0.0%) | 0-0 (0.0%) | 0-1 (0.0%) |
| Ole Miss | L, 7-37 | 0-1 (0.0%) | 0-0 (0.0%) | 0-0 (0.0%) | 0-0 (0.0%) | 0-1 (0.0%) |
| UMass | W, 34-31 | 0-1 (0.0%) | 0-0 (0.0%) | 0-0 (0.0%) | 0-0 (0.0%) | 0-1 (0.0%) |
| South Carolina | L, 34-48 | 0-0 (0.0%) | 0-0 (0.0%) | 0-0 (0.0%) | 0-0 (0.0%) | 0-0 (0.0%) |
| at Kentucky | L, 7-17 | 0-1 (0.0%) | 0-0 (0.0%) | 0-0 (0.0%) | 0-0 (0.0%) | 0-1 (0.0%) |
| at Georgia L | L, 17-44 | 1-2 (50.0%) | 0-0 (0.0%) | 0-0 (0.0%) | 0-1 (0.0%) | 1-1 (100.0%) |
| Charleston Southern | W, 21-20 | 0-0 (0.0%) | 0-0 (0.0%) | 0-0 (0.0%) | 0-0 (0.0%) | 0-0 (0.0%) |
| at Missouri | L, 14-24 | 0-0 (0.0%) | 0-0 (0.0%) | 0-0 (0.0%) | 0-0 (0.0%) | 0-0 (0.0%) |
| Old Dominion | W, 42-28 | 3-3 (100.0%) | 1-1 (100.0%) | 0-0 (0.0%) | 2-2 (100.0%) | 0-0 (0.0%) |
| Florida | L, 10-34 | 3-4 (75.0%) | 1-1 (100.0%) | 0-0 (0.0%) | 1-1 (100.0%) | 1-2 (50.0%) |
| at Miss. State | L, 0-51 | 2-4 (50.0%) | 1-1 (100.0%) | 0-1 (0.0%) | 0-0 (0.0%) | 1-2 (50.0%) |
| Tennessee | L, 17-24 | 0-1 (0.0%) | 0-0 (0.0%) | 0-0 (0.0%) | 0-0 (0.0%) | 0-1 (0.0%) |
| Vanderbilt | | 9-18 (50.0%) | 3-3 (100.0%) | 0-1 (0.0%) | 3-4 (75.0%) | 3-10 (30.0%) |
| Opponents | | 9-18 (50.0%) | 3-3 (100.0%) | 3-7 (42.9%) | 2-3 (66.7%) | 1-5 (20.0%) |

VANDERBILT-INSIDE OPPONENT 20-YARD LINE

| | | Times | Times | TOTAL | RUSH | PASS | FG | | -----FAILED IN RED ZONE----- | | | | | |
|---------------------|----------|-------|--------|-------|------|------|-----|------|------------------------------|-------|-----|------|------|----|
| OPPONENT | SCORE | in RZ | SCORED | PTS | TDS | TDS | TDS | MADE | FGA | DOWNS | INT | FUMB | HALF | GM |
| Temple | L, 7-37 | 2 | 0 | 0 | 0 | 0 | 0 | 0 | 0 | 1 | 1 | 0 | 0 | 0 |
| Ole Miss | L, 3-41 | 2 | 1 | 3 | 0 | 0 | 0 | 1 | 0 | 1 | 0 | 0 | 0 | 0 |
| UMass | W, 34-31 | 3 | 3 | 22 | 3 | 2 | 1 | 0 | 0 | 0 | 0 | 0 | 0 | 0 |
| South Carolina | L, 34-48 | 4 | 4 | 20 | 2 | 0 | 2 | 2 | 0 | 0 | 0 | 0 | 0 | 0 |
| at Kentucky | L, 7-17 | 0 | 0 | 0 | 0 | 0 | 0 | 0 | 0 | 0 | 0 | 0 | 0 | 0 |
| at Georgia | L, 17-44 | 3 | 3 | 17 | 2 | 2 | 0 | 1 | 0 | 0 | 0 | 0 | 0 | 0 |
| Charleston Southern | W, 21-20 | 1 | 1 | 8 | 1 | 1 | 0 | 0 | 0 | 0 | 0 | 0 | 0 | 0 |
| at Missouri | L, 14-24 | 1 | 1 | 7 | 1 | 0 | 1 | 0 | 0 | 0 | 0 | 0 | 0 | 0 |
| Old Dominion | W, 42-28 | 6 | 4 | 28 | 4 | 1 | 3 | 0 | 0 | 0 | 0 | 1 | 1 | 0 |
| Florida | L, 10-34 | 1 | 0 | 0 | 0 | 0 | 0 | 0 | 0 | 1 | 0 | 0 | 0 | 0 |
| at Miss. State | L, 0-51 | 1 | 0 | 0 | 0 | 0 | 0 | 0 | 0 | 1 | 0 | 0 | 0 | 0 |
| Tennessee | L, 17-24 | 2 | 2 | 10 | 1 | 1 | 0 | 1 | 0 | 0 | 0 | 0 | 0 | 0 |
| Totals | | 26 | 19 | 115 | 14 | 7 | 7 | 5 | 0 | 4 | 1 | 1 | 1 | 0 |

VU Season Totals: 19 of 26 (73.1%)

OPPONENTS-INSIDE VANDERBILT 20-YARD LINE

| OPPONENT | SCORE | Times | Times | TOTAL | RUSH | PASS | FG | | -----FAILED IN RED ZONE----- | | | | | | GM |
|---------------------|----------|-------|--------|-------|------|------|-----|------|------------------------------|-------|-----|------|------|---|----|
| | | in RZ | SCORED | PTS | TDS | TDS | TDS | MADE | FGA | DOWNS | INT | FUMB | HALF | | |
| Temple | L, 7-37 | 6 | 5 | 23 | 2 | 1 | 1 | 3 | 1 | 0 | 0 | 0 | 0 | 0 | |
| Ole Miss | L, 3-41 | 6 | 6 | 34 | 4 | 3 | 1 | 2 | 0 | 0 | 0 | 0 | 0 | 0 | |
| UMass | W, 34-31 | 5 | 4 | 24 | 3 | 2 | 1 | 1 | 1 | 0 | 0 | 0 | 0 | 0 | |
| South Carolina | L, 34-48 | 3 | 3 | 21 | 3 | 2 | 1 | 0 | 0 | 0 | 0 | 0 | 0 | 0 | |
| at Kentucky | L, 7-17 | 3 | 2 | 14 | 2 | 1 | 1 | 0 | 0 | 0 | 0 | 0 | 1 | 0 | |
| at Georgia | L, 17-44 | 4 | 4 | 23 | 3 | 2 | 1 | 1 | 0 | 0 | 0 | 0 | 0 | 0 | |
| Charleston Southern | W, 21-20 | 3 | 3 | 13 | 1 | 1 | 0 | 2 | 0 | 0 | 0 | 0 | 0 | 0 | |
| at Missouri | L, 14-24 | 4 | 4 | 24 | 3 | 1 | 2 | 1 | 0 | 0 | 0 | 0 | 0 | 0 | |
| Old Dominion | W, 42-28 | 2 | 2 | 14 | 2 | 1 | 1 | 0 | 0 | 0 | 0 | 0 | 0 | 0 | |
| Florida | L, 10-34 | 6 | 5 | 27 | 3 | 3 | 0 | 2 | 0 | 1 | 0 | 0 | 0 | 0 | |
| at Miss. State | L, 0-51 | 7 | 7 | 44 | 2 | 4 | 6 | 1 | 1 | 0 | 0 | 0 | 0 | 0 | |
| Tennessee | L, 17-24 | 3 | 3 | 17 | 2 | 2 | 0 | 1 | 0 | 0 | 0 | 0 | 0 | 0 | |
| Opponent Totals | | 52 | 48 | 278 | 34 | 21 | 13 | 14 | 2 | 1 | 0 | 0 | 1 | 0 | |

Opponent Season Totals: 48 of 52 (92.3%)

THE LAST TIME VANDERBILT...

VANDERBILT

VANDERBILT – INDIVIDUALS

| <u>The Last Time...</u> | <u>Player, Date</u> |
|---------------------------------------|--|
| Player scored 3 TDs..... | Jerron Seymour, at Florida (3, 11/9/2013) |
| Player scored 4 TDs or more..... | Earl Bennett, vs. Kentucky (5, 11/12/2005) |
| QB passes for 3 TDs..... | Chris Nickson, vs. Kentucky (3, 11/15/2008) |
| QB passes for 4 & more TDs..... | Johnny McCrary, vs. Old Dominion (5, 11/1/2014) |
| QB passed for 200+ yards..... | Johnny McCrary, vs. Old Dominion (281 yds., 11/1/2014) |
| QB passed for 300+ yards..... | Carta-Samuels, vs. Missouri (338 yds., 10/5/2013) |
| QB passed for 400+ yards..... | Chris Nickson, at Kentucky (446 yds., 11/11/2006) |
| 70-yard (+) reception | Rodgers-Matthews, vs. Tennessee (71 yds., 11/17/2012) |
| Rushed for 100+ yards..... | Ralph Webb, vs. Old Dominion (166 yds., 11/1/2014) |
| Rushed for 200+ yards..... | Frank Mordica, vs. Air Force (321 yds., 11/18/1978) |
| Rushed for 300+ yards..... | Frank Mordica, vs. Air Force (321 yds., 11/18/1978) |
| 70-yard (+) rush..... | Zac Stacy, at Wake Forest (90 yds., 11/24/2012) |
| Rushed for 3 (+) TD..... | Jerron Seymour, at Florida (3, 11/9/2013) |
| Receiver had 100+ yards..... | C.J. Duncan, vs. CSU (119, 10/11/2014) |
| Receiver had 200+ yards..... | Earl Bennett, vs. Richmond (223 yds., 9/1/2007) |
| Had three (+) TD receptions..... | Earl Bennett, vs. Richmond (3, 9/1/2007) |
| Kick return for TD..... | Darrius Sims, vs. South Carolina (100 yds., 9/12/2014) |
| Punt return for TD..... | Jonathan Krause, at Wake Forest (83 yds., 11/24/2012) |
| INT returned for TD..... | Darrius Sims, at Kentucky (13 yds., 10/27/2014) |
| Fumble return for TD..... | Adam Butler, vs. UMass (0 yds., 9/13/2014) |
| Kicked three or more FGs..... | Carey Spear, vs. Wake Forest (3, 11/30/2013) |
| Kicked 50-yard (+) FG..... | Carey Spear, at South Carolina (54, 9/14/2013) |
| Posted 70-yard (+) punt..... | Taylor Hudson, at South Carolina (75 yds., 9/14/2013) |
| Posted at least 10 solo tackles..... | Kenny Ladler, at So. Carolina (10, 9/14/2013) |
| Posted at least 10 total tackles..... | Zach Cunningham, at Miss. St. (13, 11/22/2014) |
| Posted 3+ tackles for loss..... | Stephen Weatherly, vs. Tennessee (5.0, 11/29/2014) |
| Posted 2+ interceptions..... | Torren McGaster, vs. Tennessee (2, 11/29/2014) |
| Posted 3+ passes defended..... | Andre Hal, vs. Houston (4, 1/4/2014) |
| Blocked opponent punt | Stephen Weatherly, vs. UMass (9/13/2014) |
| Returned blocked punt for TD..... | Stephen Weatherly, vs. UMass (11, 9/13/2014) |
| Blocked opponent FG..... | Adam Butler, at Tennessee (11/23/2013) |
| Blocked a PAT attempt | Adam Butler, at Georgia (10/4/2014) |
| Scored on safety | Team, at Missouri (10/6/2012) |
| Posted 2-pt. conversion..... | Hudson-to-East pass, vs. Charleston So. (10/11/2014) |

VANDERBILT – TEAM

| <u>The Last Time...</u> | <u>Opponent, Date</u> |
|---|--|
| Achieved 30 (+) first downs..... | vs. Old Dominion (33, 11/1/2014) |
| Topped 500+ Yards in Total Offense..... | vs. Old Dominion (524, 11/1/2014) |
| 300 or more passing yards..... | vs. Missouri (338, 10/5/2013) |
| 400 or more passing yards..... | vs. Kentucky (446, 11/11/2006) |
| Rushed for 200+ yards..... | vs. Old Dominion (243, 11/1/2014) |
| Rushed for 300+ yards..... | vs. Presbyterian (410, 9/15/2012) |
| Rushed for 400+ yards..... | vs. Presbyterian (410, 9/15/2012) |
| Scored 40 points or more..... | vs. Old Dominion (42, 11/1/2014) |
| Scored 21+ points in quarter..... | vs. Old Dominion (21, 2nd qtr., 11/1/2014) |
| Held foe under 100 total yards..... | vs. Chattanooga (93, 9/6/2003) |
| Held foe between 100-200 total yards..... | vs. Austin Peay (139, 9/7/2013) |
| Held foe under 100 rushing yards..... | vs. Old Dominion (45, 11/1/2014) |
| Held foe under 100 passing yards..... | Tennessee (92, 11/29/2014) |
| Held foe scoreless..... | at Kentucky (40-0, 11/3/2012) |

OPPONENTS

OPPONENT – INDIVIDUALS

| <u>The Last Time a VU Opponent...</u> | <u>Player (Team) Date</u> |
|---------------------------------------|--|
| Player scored three TDs..... | Jeff Driskel, Florida (3, 10/13/2012) |
| Player scored four TDs or more..... | Justin Boyles, Duke (4, 10/28/2006) |
| QB passes for three TDs..... | Dak Prescott, Miss. State (3, 11/22/2014) |
| QB passes for four TDs | Johnny Manziel, Texas A&M (4, 10/26/2013) |
| QB passed for 200+ yards | Treon Harris, Florida (215 yds., 11/8/2014) |
| QB passed for 300+ yards..... | Bo Wallace, Ole Miss (320 yds., 9/6/2014) |
| QB passed for 400+ yards | Bo Wallace, Ole Miss (403 yds., 11/10/2012) |
| 70-yard (+) reception..... | Berkstresser-Sasser, Missouri (85 yds., 10/6/2012) |
| Rushed for 100+ yards | Mike Holloway, Charleston So. (105 yds., 10/11/2014) |
| Rushed for 200+ yards | Arian Foster, Tennessee (223 yds., 11/19/2005) |
| Rushed for 3 (+) TDs | Jeff Driskel, Florida (3, 10/13/2012) |
| 70-yard (+) rush..... | Pharoh Cooper, So. Carolina (70 yds., 9/20/2014) |
| Receiver had 100+ yards | Pharoh Cooper, So. Carolina (114 yds., 9/20/2014) |
| Receiver had 200+ yards..... | Craig Yeast, Kentucky (269 yds., 11/13/1998) |
| Had three (+) TD receptions..... | Sidney Rice, South Carolina (3, 10/22/2005) |
| Kick return for TD..... | Mike Wallace, Ole Miss (98 yds., 9/20/2008) |
| Punt return for TD..... | Cameron Sutton, Tennessee (76 yds., 11/29/2014) |
| INT return for TD..... | Devin Bowman, Georgia (63 yds., 10/4/2014) |
| Fumble return for TD | Christian Holmes, Miss. State (51 yds., 11/22/2014) |
| Blocked punt return for TD..... | Lorenzo Mathis, Charleston So. (17 yds., 10/11/2014) |
| Kicked three or more FGs..... | Bryson Rose, Ole Miss (4, 11/3/2012) |
| Kicked 50-yard (+) FG..... | Bryson Rose, Ole Miss (4, 11/3/2012) |
| Posted punt of 70+ yards..... | Ryan Janvion, Wake Forest (11, 11/30/2013) |
| Posted at least 10 total tackles..... | Steven Taylor, Houston (14, 1/4/2014) |
| Posted 3+ tackles for loss..... | Steven Taylor, Houston (3.5, 1/4/2014) |
| Posted 2+ interceptions..... | Jacob Martin, Temple (2, 8/28/2014) |
| Blocked VU punt..... | Lorenzo Mathis, Charleston So. (10/11/2014) |
| Blocked VU FG..... | Sharif Floyd, Florida (11/5/2011) |
| Scored on VU safety..... | Team, Arkansas (10/30/2010) |

OPPONENT – TEAM

| <u>The Last Time a VU Opponent...</u> | <u>Team, Date</u> |
|---|---|
| Achieved 30 (+) first downs in game | Miss. State (32, 11/22/2014) |
| Topped 500 Yards in Total Offense | Miss. State (502, 11/22/2014) |
| Rushed for more than 200 yards | Miss. State (283, 11/22/2014) |
| Rushed for more than 300 yards | Florida (326, 10/13/2012) |
| Rushed for more than 400 yards | Georgia Tech (404, 10/31/2009) |
| 300 or more passing yards..... | Florida (305, 11/9/2013) |
| Scored 40 points or more | Miss. State (51, 11/22/2014) |
| Scored 21+ points in quarter..... | Miss. State (21, 2nd qtr.), 11/12/2014) |
| Held Vanderbilt under 100 rushing yards | Miss. State (49, 11/22/2014) |
| Held Vanderbilt under 100 passing yards..... | Kentucky (85, 9/27/2014) |
| Held Vanderbilt under 200 total yards | Kentucky (139, 9/27/2014) |
| Held Vanderbilt scoreless..... | Miss. State (51-0, 11/22/2014) |

2014 GAME RECAPS

COMMODORES UPSET IN OPENER; TURNOVERS PROVE TOO MUCH

NASHVILLE – Vanderbilt's Derek Mason made his head coaching debut a little later than he anticipated.

Mason will have to wait even longer to get his first win.

P.J. Walker threw two touchdown passes and ran for a third score as Temple forced seven turnovers to upset Vanderbilt 37-7 in a lightning-delayed game that ended Friday at 1:14 a.m. Central time.

GAME 1 AUG. 28, 2014 NASHVILLE

Temple earned its first victory over a Southeastern Conference team since beating Florida in 1938. The Owls also spoiled the head coaching debut of Mason, the former Stanford defensive coordinator hired after James Franklin left for Penn State.

Vanderbilt's turnovers made the difference.

Temple had 13 takeaways all of last year while going 2-10, but the Owls continually managed to force Vanderbilt into mistakes. The Owls picked off three passes to match the Temple defense's 2013 interception total. All but 10 of Temple's 37 points came off turnovers.

SCORING SUMMARY

| TEAM | 1 | 2 | 3 | 4 | FINAL | RECORD |
|------------|---|----|----|---|-------|--------|
| TEMPLE | 7 | 14 | 13 | 3 | 37 | 1-0 |
| VANDERBILT | 0 | 7 | 0 | 0 | 7 | 0-1 |

1st: TU: SHIPPEN 35-yd. pass from WALKER (JONES kick), 4-40 1:38.

2nd: VANDY: Burks 0-yd. fumble recovery (Lebaczkick), 12-67 5:16.

TU: FITZPATRICK 18-yd. pass from WALKER (JONES kick), 9-64 2:15.

TU: ROBINSON 55-yd. fumble recovery (JONES kick).

3rd: TU: JONES 19-yd. FG, 6-30 2:12.

TU: WALKER 3-yd. run (JONES kick), 6-37 1:42. TU: JONES 28-yd. FG, 4-4 2:24.

4th: TU: MAYES 25-yd. FG, 8-54 3:51.

STATISTICS

| | TEMPLE | VANDERBILT |
|----------------------------|---------|------------|
| FIRST DOWNS | 17 | 13 |
| RUSHES-YARDS (NET) | 45-144 | 29-59 |
| PASSING YDS (NET) | 206 | 219 |
| PASSES ATT-COMP-INT | 36-23-0 | 34-16-3 |
| TOTAL OFFENSE PLAYS-YARDS | 81-350 | 63-278 |
| FUMBLE RETURNS-YARDS | 1-55 | 0-0 |
| PUNT RETURNS-YARDS | 2-6 | 5-25 |
| KICKOFF RETURNS-YARDS | 2-48 | 7-149 |
| INTERCEPTION RETURNS-YARDS | 3-55 | 0-0 |
| PUNTS (NUMBER-AVG) | 7-41.4 | 7-41.3 |
| FUMBLES-LOST | 3-2 | 5-4 |
| PENALTIES-YARDS | 3-22 | 7-66 |
| POSSESSION TIME | 33:02 | 26:58 |
| THIRD-DOWN CONVERSIONS | 2 OF 17 | 3 OF 14 |
| FOURTH-DOWN CONVERSIONS | 2 OF 4 | 0 OF 1 |
| RED-ZONE SCORES-CHANCES | 5-6 | 0-2 |
| SACKS BY: NUMBER-YARDS | 4-26 | 1-1 |

RUSHING: TEMPLE – Gilmore 9-66; Thomas 12-33; Harper 8-21; Walker 8-20; Williams 7-17; Team 1-(-13). VANDERBILT – Ralph Webb 14-70; Dallas Rivers 5-21; Brian Kimbrow 1-(-6); Stephen Rivers 3-(-9); Patton Robinette 5-(-14); Team 1-(-3).

PASSING: TEMPLE – Walker 23-34-0-206; Reilly 0-2-0-0.

VANDERBILT – Rivers 12-25-1-181; Robinette 4-6-0-38; Johnny McCrary 0-3-2-0.

RECEIVING: TEMPLE – Hairston 7-48; Fitzpatrick 5-45; Herbin 5-39; Shippen 2-60; Thomas 1-5; Omuso 1-4; Deloatch 1-3; Harper 1-2.

VANDERBILT – Latevius Rayford 4-43; Steven Scheu 3-45;

Jordan Cunningham 3-19; C.J. Duncan 2-58; Davis Dudchock 1-19;

Trey Wilkins 1-19; Dillon van der Wal 1-12; Caleb Scott 1-4.

VANDY STRUGGLES VS. OLE MISS, DROPS CONFERENCE OPENER

NASHVILLE – Vanderbilt is adjusting to a new coach and an all-new coaching staff while looking for a new quarterback. They're also playing lots of very young Commodores, and so far the results have been downright ugly.

The Commodores gave up 547 yards of total offense in a game where they didn't cross midfield until late in the third quarter of a 41-3 loss

Saturday to 15th-ranked Mississippi in the SEC opener for both teams.

GAME 2 SEPT. 6, 2014 NASHVILLE (LP FIELD)

Mason still is looking for his inaugural win at a program that went 9-4 and finished in the Top 25 each of the past two seasons.

The Commodores have yet to score their first offensive touchdown and have been outscored

78-10.

Mason played 25 freshmen and redshirt freshmen against Ole Miss and promised the Commodores (0-2) will be better in two weeks than they were today.

SCORING SUMMARY

| TEAM | 1 | 2 | 3 | 4 | FINAL | RECORD |
|------------|----|----|----|---|-------|----------|
| OLE MISS | 10 | 10 | 21 | 0 | 41 | 2-0, 1-0 |
| VANDERBILT | 0 | 0 | 0 | 3 | 3 | 0-2, 0-1 |

1st: OLE MISS: Walton 20-yd. run (Fletcher kick), 11-75 4:32.

OLE MISS: Fletcher 31-yd. FG, 12-67 5:16.

2nd: OLE MISS: Fletcher 25-yd. FG 15-72 5:52.

OLE MISS: Core 20-yd. pass from Wallace (Fletcher kick), 7-73 2:11.

3rd: OLE MISS: Coleman 39-yd. INT return (Fletcher kick).

OLE MISS: Kincade 2-yd. run (Fletcher kick), 13-68 5:20.

4th: VANDY: Openshaw 26-yd. FG, 4-(-4) 0:48.

STATISTICS

| | OLE MISS | VANDERBILT |
|----------------------------|----------|------------|
| FIRST DOWNS | 34 | 9 |
| RUSHES-YARDS (NET) | 50-180 | 25-107 |
| PASSING YDS (NET) | 367 | 60 |
| PASSES ATT-COMP-INT | 38-28-0 | 25-6-1 |
| TOTAL OFFENSE PLAYS-YARDS | 88-547 | 50-167 |
| FUMBLE RETURNS-YARDS | 0-0 | 1-3 |
| PUNT RETURNS-YARDS | 3-32 | 0-0 |
| KICKOFF RETURNS-YARDS | 0-0 | 4-69 |
| INTERCEPTION RETURNS-YARDS | 1-39 | 0-0 |
| PUNTS (NUMBER-AVG) | 0-0.0 | 7-47.6 |
| FUMBLES-LOST | 1-1 | 0-0 |
| PENALTIES-YARDS | 5-35 | 7-53 |
| POSSESSION TIME | 37:26 | 22:34 |
| THIRD-DOWN CONVERSIONS | 10 OF 15 | 4 OF 13 |
| FOURTH-DOWN CONVERSIONS | 1 OF 2 | 0 OF 1 |
| RED-ZONE SCORES-CHANCES | 6-6 | 1-2 |
| SACKS BY: NUMBER-YARDS | 1-13 | 3-17 |

RUSHING: OLE MISS – Walton 8-35; Razley 6-34; Wilkins 5-27; Mathers 6-20; Dodson 7-20; Buchanan 2-18; Kincade 5-16; Liggins 4-9; Wallace 7-1.

VANDERBILT – Ralph Webb 18-95; Dallas Rivers 5-23; C.J. Duncan 1-2; Stephen Rivers 1-(-13).

PASSING: OLE MISS – Wallace 23-30-0-320; Buchanan 4-7-0-38; Kincade 1-1-0-9. VANDERBILT – Rivers 6-25-1-60.

RECEIVING: OLE MISS – Ingram 7-112; Sanders 5-64; Adeboyejo 5-57;

Core 4-85; Treadwell 4-31; Q. Burdette 1-7; Wilkins 1-6;

Mathers 1-5. VANDERBILT – Steven Scheu 3-34; Kris Kentera 1-13; Jordan Cunningham 1-8; Kellen Williams 1-5.

2014 GAME RECAPS

MASON GETS FIRST COACHING WIN AS COMMODORES RALLY TO BEAT UMASS

NASHVILLE – It wasn't easy, but Vanderbilt's Derek Mason got his first win as a head coach on Saturday against Massachusetts.

And he knows what it means to a lot of people. "I'm so proud of our team," Mason said. "I'm so proud of our coaches. I'm so proud of our fan base. For me, it's joy and excitement. (Wins) are tough to come by."

Ralph Webb scored on a 4-yard run with 1:08 remaining to give Vanderbilt (1-2) a come-from-behind 34-31 win. The winning score was

GAME 3 SEPT. 13, 2014 NASHVILLE

set up on a 36-yard completion from Patton Robinette to C.J. Duncan.

UMass (0-3) drove to the Vanderbilt 4-yard line only to have Blake Lucas miss a 22-yard field-goal attempt to the left with 2 seconds remaining.

Robinette threw for 147 yards and a touchdown while connecting on 15 of 21 attempts.

SCORING SUMMARY

| TEAM | 1 | 2 | 3 | 4 | FINAL | RECORD |
|------------|----|----|---|----|-------|--------|
| UMASS | 14 | 10 | 7 | 0 | 31 | 0-3 |
| VANDERBILT | 0 | 20 | 0 | 14 | 34 | 1-2 |

1st: UMASS: Mills 13-yd. pass from Frohnapfel (Lucas kick), 12-76 4:50.

UMASS: Mills 53-yd. pass from McDonald (Lucas kick), 4-58 1:46.

2nd: VANDY: Robinette 1-yd. run (Openshaw kick), 9-51 4:50.

UMASS: Lucas 32-yd. FG, 4-8 1:07. VANDY: Butler 0-yd. fumble recovery (van der Wal rush failed). UMASS: Woodley 2-yd. run (Lucas kick), 9-78 2:56.

VANDY: Scheu 3-yd. pass from Robinette (Openshaw kick), 11-68 3:37.

3rd: UMASS: Woodley 2-yd. run (Lucas, B. kick), 10-66 4:05.

4th: VANDY: Weatherly 11-yd. blocked punt return (Robinette rush failed).

VANDY: Webb 4-yd. run (Duncan pass from Robinette), 3-53 0:54.

STATISTICS

| | UMASS | VANDERBILT |
|----------------------------|---------|------------|
| FIRST DOWNS | 20 | 17 |
| RUSHES-YARDS (NET) | 39-88 | 40-160 |
| PASSING YDS (NET) | 258 | 150 |
| PASSES ATT-COMP-INT | 35-18-0 | 23-16-1 |
| TOTAL OFFENSE PLAYS-YARDS | 74-346 | 63-310 |
| PUNT RETURNS-YARDS | 1-0 | 3-50 |
| KICKOFF RETURNS-YARDS | 4-118 | 5-98 |
| INTERCEPTION RETURNS-YARDS | 1-2 | 0-0 |
| PUNTS (NUMBER-AVG) | 6-29.3 | 6-42.3 |
| FUMBLES-LOST | 2-1 | 2-0 |
| PENALTIES-YARDS | 2-10 | 9-77 |
| POSSESSION TIME | 27:53 | 32:07 |
| THIRD-DOWN CONVERSIONS | 8 OF 17 | 5 OF 12 |
| FOURTH-DOWN CONVERSIONS | 2 OF 2 | 0 OF 1 |
| RED-ZONE SCORES-CHANCES | 4-5 | 3-3 |
| SACKS BY: NUMBER-YARDS | 1-3 | 3-24 |

RUSHING: UMASS – Woodley 22-43; Long 2-23; Wilson 4-18; Broadnax 3-14; Michel 1-5; Team 1-(-1); Frohnapfel 6-(-14).

VANDERBILT – Ralph Webb 26-116; Patton Robinette 6-35; Jerron Seymour 5-15; Team 1-(-1); Wade Freebeck 2-(-5).

PASSING: UMASS – Frohnapfel 17-34-0-205; McDonald 1-1-0-53.

VANDERBILT – Robinette 15-21-0-147; Freebeck 1-2-1-3.

RECEIVING: UMASS – Sharpe, T. 8-73; Mills 3-76; Woodley 2-41; Howard 1-22; Michel, M. 1-13; Williams 1-12; Wilson 1-11; Sifrin 1-10.

VANDERBILT – C.J. Duncan 4-72; Steven Scheu 3-19; Trey Wilkins 3-15; Latevius Rayford 2-20; Ralph Webb 2-9; Chandler Dorrell 1-10; Kris Kentera 1-5.

EARLY LEAD, SIMS' BIG DAY NOT ENOUGH IN LOSS TO SOUTH CAROLINA

NASHVILLE – Derek Mason is playing more combined freshman than any other coach in the country, and his Vanderbilt Commodores finally showed signs they're starting to grow up.

They may get even younger if Mason has to go with freshman Wade Freebeck at quarterback.

Darius Sims returned two kickoffs for touchdowns, tying an NCAA record in the Football Bowl Subdivision, and Freebeck replaced Patton

GAME 4 SEPT. 20, 2014 NASHVILLE

Robinette at quarterback as Vanderbilt blew a 14-0 lead in losing 48-34 to No. 14 South

Carolina on Saturday night.

Robinette left after the first quarter and did not return after he was 4 of 5 for 55 yards passing with a touchdown. Freebeck was 11 of 20

for 168 yards and a touchdown, but he also was intercepted just before halftime with Brison Williams returning the pick 53 yards for a TD.

SCORING SUMMARY

| TEAM | 1 | 2 | 3 | 4 | FINAL | RECORD |
|----------------|----|----|----|----|-------|----------|
| SOUTH CAROLINA | 0 | 17 | 10 | 21 | 48 | 3-1, 2-1 |
| VANDERBILT | 14 | 0 | 10 | 10 | 34 | 1-3, 0-2 |

1st: VANDY: Sims 91 yd. KO return (Openshaw kick).

VANDY: Duncan 8-yd. pass from P. Robinette (Openshaw kick), 8-60 4:47.

2nd: SC: Fry 45-yd. FG, 9-50 2:58.

SC: Byrd 29-yd. pass from Thompson (Fry kick), 7-79 3:08.

SC: Williams 53-yd. INT return (Fry kick).

3rd: SC: Roland 29 yd. pass from Thompson (Fry kick), 11-75 5:01.

VANDY: Sims 100-yd. KO return (Openshaw kick).

SC: Fry 43-yd. FG, 9-41 2:57. VANDY: Openshaw 25 yd. FG, 10-88 6:19.

4th: SC: Jones 7-yd. pass from Thompson (Fry kick), 10-61 4:43.

VANDY: Openshaw 30-yd. FG, 5-17 1:31. SC: Thompson 1-yd. run (Fry kick), 3-75 1:29.

SC: Williams 2-yd. run (Fry kick), 5-26 2:56.

VANDY: Kentera 7-yd. pass from Freebeck (Openshaw kick), 4-70 0:38.

STATISTICS

| | S. CAROLINA | VANDERBILT |
|----------------------------|-------------|------------|
| FIRST DOWNS | 24 | 18 |
| RUSHES-YARDS (NET) | 34-212 | 30-156 |
| PASSING YDS (NET) | 237 | 223 |
| PASSES ATT-COMP-INT | 34-22-0 | 25-15-1 |
| TOTAL OFFENSE PLAYS-YARDS | 68-449 | 55-379 |
| PUNT RETURNS-YARDS | 1-1 | 1-0 |
| KICKOFF RETURNS-YARDS | 3-57 | 7-266 |
| INTERCEPTION RETURNS-YARDS | 1-53 | 0-0 |
| PUNTS (NUMBER-AVG) | 3-40.7 | 3-48.0 |
| FUMBLES-LOST | 3-1 | 2-1 |
| PENALTIES-YARDS | 5-35 | 7-75 |
| POSSESSION TIME | 31:02 | 28:58 |
| THIRD-DOWN CONVERSIONS | 7 OF 12 | 4 OF 10 |
| RED-ZONE SCORES-CHANCES | 3-3 | 4-4 |
| SACKS BY: NUMBER-YARDS | 1-7 | 1-9 |

RUSHING: SO. CAROLINA – Davis 17-82; Cooper 2-74; Williams 4-25; Wilds 3-23; Carson 3-16; Team 1-(-1); Thompson 4-(-7). VANDERBILT – Ralph Webb 19-97; Jerron Seymour 6-32; Trent Sherfield 1-25; Patton Robinette 2-3; Wade Freebeck 1-3; team 1-(-4).

PASSING: SO. CAROLINA – Thompson 22-34-0-237.

VANDERBILT – Freebeck 11-20-1-168; Robinette 4-5-0-55.

RECEIVING: SO. CAROLINA – Cooper 10-114; Davis 4-30; Jones 3-15; Roland 2-33; Byrd 1-29; Anderson 1-9; Brandon Wilds 1-7. VANDERBILT – Steven Scheu 3-83; Latevius Rayford 3-16; Kris Kentera 2-46; Davis Dudchock 2-30; Chandler Dorrell 2-24; Trey Wilkins 1-12; C.J. Duncan 1-8; Ralph Webb 1-4.

2014 GAME RECAPS

COMMODORE OFFENSE STRUGGLES IN 17-7 LOSS AT KENTUCKY

LEXINGTON, Ky. — Vanderbilt's defense created opportunities against Kentucky by forcing three turnovers including Darrius Sims' interception return for a game-tying touchdown.

Too bad the Commodores' offense couldn't turn them into points. In fact, they gave the ball right back to the Wildcats in the fourth quarter.

Patrick Towles threw a 20-yard touchdown pass and scored on a 1-yard run, and Kentucky made three fourth-quarter interceptions to hold off Vanderbilt 17-7 on Saturday to end a 17-game Southeastern Conference losing streak.

GAME 5
SEPT. 27, 2014
LEXINGTON, KY.

"This is a young team and the best thing we can do is do what we can do," first-year

Vanderbilt coach Derek Mason said. "That just means capitalize on our opportunities and just go out there and get it done.

"In the end, I am just looking at our team and we're getting better, we just have to minimize the mistakes and maximize the opportunities."

SCORING SUMMARY

| TEAM | 1 | 2 | 3 | 4 | FINAL | RECORD |
|------------|---|----|---|---|-------|----------|
| VANDERBILT | 0 | 7 | 0 | 0 | 7 | 1-4, 0-3 |
| KENTUCKY | 7 | 10 | 0 | 0 | 17 | 3-1, 1-1 |

1st: UK: Timmons 20-yd. pass from Towles (MacGinnis kick), 13-99 6:15.

2nd: VANDY: Sims 13-yd. INT return (Openshaw kick).

UK: MacGinnis 44-yd. FG, 11-47.

UK: Towles 1-yd. run (MacGinnis kick), 12-66 4:13.

STATISTICS

| | VANDERBILT | KENTUCKY |
|----------------------------|------------|----------|
| FIRST DOWNS | 8 | 23 |
| RUSHES-YARDS (NET) | 22-54 | 50-183 |
| PASSING YDS (NET) | 85 | 201 |
| PASSES ATT-COMP-INT | 25-8-3 | 30-23-1 |
| TOTAL OFFENSE PLAYS-YARDS | 47-139 | 80-384 |
| PUNT RETURNS-YARDS | 0-0 | 3-5 |
| KICKOFF RETURNS-YARDS | 3-34 | 2-56 |
| INTERCEPTION RETURNS-YARDS | 1-13 | 3-51 |
| PUNTS (NUMBER-AVG) | 8-44.8 | 5-46.8 |
| FUMBLES-LOST | 1-0 | 4-2 |
| PENALTIES-YARDS | 2-10 | 5-55 |
| POSSESSION TIME | 21:38 | 38:22 |
| THIRD-DOWN CONVERSIONS | 2 OF 12 | 6 OF 15 |
| FOURTH-DOWN CONVERSIONS | 0 OF 1 | 0 OF 1 |
| RED-ZONE SCORES-CHANCES | 0-0 | 2-3 |
| SACKS BY: NUMBER-YARDS | 4-35 | 4-27 |

RUSHING: VANDERBILT — Ralph Webb 13-44; Jerron Seymour 3-33; Team 1-0; Wade Freebeck 5-(-23). KENTUCKY — Heard 15-62; Kemp 8-60; Horton 6-31; Williams 5-27; Towles 15-3; Timmons 1-0.

PASSING: VANDERBILT — Freebeck 8-25 3-85. KENTUCKY — Towles 23-30 1-201.

RECEIVING: VANDERBILT — C.J. Duncan 3-48; Latevius Rayford 2-21; Steven Scheu 1-7; Chandler Dorrell 1-6; Webb 1-3. KENTUCKY — Blue 4-35; S. Williams 3-39; Timmons 3-34; Robinson 3-34; Baker 2-15; Heard 2-6; Johnson 2-2; Williams 1-15; Warren 1-9; Kemp 1-8; Walker 1-4.

EARLY HOLE AT GEORGIA TOO MUCH TO DIG OUT OF FOR COMMODORES

ATHENS, Ga. — Derek Mason thought his Vanderbilt team was gaining momentum for a comeback against Georgia before a botched play spoiled the plan.

Driving for a chance to cut No. 13 Georgia's lead to 10 points in the third quarter, Vanderbilt's Stephen Rivers threw an interception that was returned for a touchdown as the Commodores fell to the Bulldogs 44-17 on Saturday.

GAME 6
OCT. 4, 2014
ATHENS, GA.

"I thought we did some good things in this game," Mason said. "I thought we showed the ability to have long drives, but weren't able to finish those drives."

Rivers led a touchdown drive in the second quarter before leading the Commodores to a field-goal drive to open the second half.

SCORING SUMMARY

| TEAM | 1 | 2 | 3 | 4 | FINAL | RECORD |
|------------|----|---|---|----|-------|----------|
| VANDERBILT | 0 | 7 | 3 | 7 | 17 | 1-5, 0-4 |
| GEORGIA | 21 | 6 | 7 | 10 | 44 | 4-1, 2-1 |

1st: UGA: Gurley 5-yd. run (Morgan kick), 7-62 2:16.

UGA: Gurley 14-yd. run (Morgan kick), 7-74 2:24.

UGA: Conley 44-yd. pass from Mason (Morgan kick), 1-44 0:09.

2nd: VANDY: Webb 1-yd. run (Openshaw kick), 7-66 4:08.

UGA: Conley 5-yd. pass from Mason (Morgan kick blocked), 7-80 3:05.

3rd: VANDY: Openshaw 34-yd. FG, 6-7 3:00.

UGA: Bowman 63-yd. INT return (Morgan kick).

4th: UGA: Morgan 22-yd. FG, 11-83 5:08.

VANDY: Rivers 6-yd. run (Openshaw kick), 11-75 5:46.

UGA: Chubb 33-yd. run (Morgan kick), 4-62 1:45.

STATISTICS

| | VANDERBILT | GEORGIA |
|----------------------------|------------|---------|
| FIRST DOWNS | 15 | 20 |
| RUSHES-YARDS (NET) | 36-132 | 35-243 |
| PASSING YDS (NET) | 188 | 202 |
| PASSES ATT-COMP-INT | 31-16-1 | 22-14-1 |
| TOTAL OFFENSE PLAYS-YARDS | 67-320 | 57-445 |
| PUNT RETURNS-YARDS | 1-6 | 1-(-6) |
| KICKOFF RETURNS-YARDS | 4-55 | 2-31 |
| INTERCEPTION RETURNS-YARDS | 1-35 | 1-63 |
| PUNTS (NUMBER-AVG) | 7-33.6 | 5-33.8 |
| PENALTIES-YARDS | 4-29 | 2-12 |
| POSSESSION TIME | 35:34 | 24:26 |
| THIRD-DOWN CONVERSIONS | 2 OF 13 | 4 OF 10 |
| FOURTH-DOWN CONVERSIONS | 1 OF 2 | 0 OF 0 |
| RED-ZONE SCORES-CHANCES | 3-3 | 4-4 |
| SACKS BY: NUMBER-YARDS | 0-0 | 1-7 |

RUSHING: VANDERBILT — Ralph Webb 17-77; Jerron Seymour 9-41; Dallas Rivers 5-20; C.J. Duncan 1-2; Stephen Rivers 1-(-4); Wade Freebeck 3-(-4). GEORGIA — Gurley 25-163; Chubb 8-78; Hicks 1-3; Bauta 1-(-1).

PASSING: VANDERBILT — Freebeck 9-18 0-100; Rivers 7-13 1-88.

GEORGIA — Mason 11-17 1-121; Ramsey 2-4 0-31; Gurley 1-1 0-50.

RECEIVING: VANDERBILT — Steven Scheu 5-74; Latevius Rayford 3-29;

Duncan 3-17; Chandler Dorrell 1-36; Darrius Sims 1-14; Caleb Scott 1-7;

Kellen Williams 1-6; Trey Wilkins 1-5.

GEORGIA — Blazevich 3-86; McKenzie 3-20; Conley 2-49; Gurley 2-24; Chubb 2-11;

M. Mitchell 1-11; Hicks 1-1.

2014 GAME RECAPS

VANDY HOLDS OFF CSU TO CLAIM HOMECOMING VICTORY

NASHVILLE – Vanderbilt coach Derek Mason called his second win with the Commodores a matter of resolve, not relief.

Vanderbilt ended a three-game losing streak with a 21-20 homecoming win over Charleston Southern on Saturday night.

The Commodores (2-5) built a 21-10 halftime lead before holding off a second-half rally by the Buccaneers (5-1).

GAME 7 OCT. 11, 2014 NASHVILLE

"We talked about, really for us, making sure that when they pushed we pushed back," Mason said. "And we did that. We pushed back."

Mason said the Commodores committed too many penalties - 10 for 85 yards.

Vanderbilt's Johnny McCrary was 10-of-16 for 169 yards and a touchdown.

McCrary replaced starter Wade Freebeck early in the second quarter. Three plays later McCrary threw a 65-yard touchdown pass to C.J. Duncan, who got open behind the Charleston Southern secondary.

SCORING SUMMARY

| TEAM | 1 | 2 | 3 | 4 | FINAL | RECORD |
|----------------|---|----|---|---|-------|--------|
| CHARLESTON SO. | 0 | 10 | 7 | 3 | 20 | 5-1 |
| VANDERBILT | 3 | 18 | 0 | 0 | 21 | 2-5 |

1st: VANDY: Openshaw 39-yd. FG, 8-39 4:03.

2nd: CSU: Kennedy 23-yd. FG, 9-42 3:30.

VANDY: Duncan 65-yd. pass from McCrary (Openshaw kick), 3-71 1:27.

VANDY: Rivers 8-yd. run (East pass from Hudson), 6-34 3:35.

CSU: Mathis 17-yd. blocked punt return (Kennedy kick).

VANDY: Openshaw 42-yd. FG, 5-32 0:27.

3rd: CSU: Frazier 10-yd. run (Kennedy kick), 10-78 3:50.

4th: CSU: Kennedy 30-yd. FG, 9-79 3:17.

| STATISTICS | CHARLESTON SO. | VANDERBILT |
|----------------------------|----------------|------------|
| FIRST DOWNS | 19 | 11 |
| RUSHES-YARDS (NET) | 41-199 | 31-106 |
| PASSING YDS (NET) | 190 | 189 |
| PASSES ATT-COMP-INT | 25-12-1 | 23-15-1 |
| TOTAL OFFENSE PLAYS-YARDS | 66-389 | 54-295 |
| PUNT RETURNS-YARDS | 3-47 | 1-3 |
| KICKOFF RETURNS-YARDS | 1-16 | 5-59 |
| INTERCEPTION RETURNS-YARDS | 1-(-3) | 1-21 |
| PUNTS (NUMBER-AVG) | 4-36.0 | 6-35.3 |
| FUMBLES-LOST | 1-0 | 1-0 |
| PENALTIES-YARDS | 10-73 | 10-85 |
| POSSESSION TIME | 31:42 | 28:18 |
| THIRD-DOWN CONVERSIONS | 2 OF 14 | 4 OF 12 |
| FOURTH-DOWN CONVERSIONS | 2 OF 4 | 0 OF 0 |
| RED-ZONE SCORES-CHANCES | 3-3 | 1-1 |
| SACKS BY: NUMBER-YARDS | 1-9 | 0-0 |

RUSHING: CSU – Holloway 18-105; Robinson 9-42; Hammond 6-20; Brown 6-18; Frazier 1-10; Cruz 1-4. VANDERBILT – Ralph Webb 15-56; Dallas Rivers 11-47; Darrius Sims 1-5; Kellen Williams 1-5; Johnny McCrary 1-3; Team 1-(-1); Wade Freebeck 1-(-9).

PASSING: CSU – Brown 11-24-1-188; Croghan III 1-1-0-2.

VANDERBILT – McCrary 10-16-1-169; Freebeck 5-7-0-20.

RECEIVING: CSU – Perera 4-47; Holloway 3-79; Korn 2-40; Dinkins 2-4; Prater 1-20. VANDERBILT – C.J. Duncan 7-119; Webb 2-3; Nathan Marcus 1-25; Trey Wilkins 1-15; Latevius Rayford 1-11; Chandler Dorrell 1-9; Steven Scheu 1-7; Sims 1-0.

COMMODORE COMEBACK FALLS SHORT; VANDERBILT LOSES AT MISSOURI

COLUMBIA, Mo. – For a freshman making his first career start, Johnny McCrary doesn't lack ambition.

"I feel like I'm possibly one of the best quarterbacks in college football, possibly make it to the NFL," the Vanderbilt quarterback said. "But you've got to have that confidence every time you're on the field."

Still, McCrary wished he was more consistent in Saturday's 24-14

loss at Missouri. He completed 17 of 31 passes for 196 yards, two touchdowns and an interception as the team's fourth signal caller to start this season because of injuries.

"I think Johnny McCrary is just continuing to get better every time he touches the grass,"

coach Derek Mason said. "He's earned playing time. He gives us a different dimension; he plays hard and does a great job of managing our offense."

The loss forces Vanderbilt (2-6, 0-5 Southeastern Conference) to win its final four games of the season to extend its string of postseason appearances to four.

SCORING SUMMARY

| TEAM | 1 | 2 | 3 | 4 | FINAL | RECORD |
|------------|---|---|---|---|-------|----------|
| VANDERBILT | 0 | 7 | 0 | 7 | 14 | 2-6, 0-5 |
| MISSOURI | 3 | 7 | 7 | 7 | 24 | 6-2, 3-1 |

1st: MISSOURI: Baggett 37-yd. FG, 10-44 4:01.

2nd: MISSOURI: Hansbrough 10-yd. run (Baggett kick), 12-77 5:16.

VANDY: Marcus 9-yd. pass from McCrary (Openshaw kick), 10-75 3:11.

3rd: MISSOURI: Sasser 13-yd. pass from Mauk (Baggett kick), 6-56 2:23.

4th: VANDY: Duncan 29-yd. pass from McCrary (Openshaw kick), 6-76 3:33.

MISSOURI: Sasser 25-yd. pass from Mauk (Baggett kick), 10-70 4:42.

| STATISTICS | VANDERBILT | MISSOURI |
|----------------------------|------------|----------|
| FIRST DOWNS | 18 | 20 |
| RUSHES-YARDS (NET) | 27-44 | 46-244 |
| PASSING YDS (NET) | 196 | 141 |
| PASSES ATT-COMP-INT | 31-17-1 | 23-11-0 |
| TOTAL OFFENSE PLAYS-YARDS | 58-240 | 69-385 |
| PUNT RETURNS-YARDS | 1-1 | 2-18 |
| KICKOFF RETURNS-YARDS | 0-0 | 3-35 |
| INTERCEPTION RETURNS-YARDS | 0-0 | 1-0 |
| PUNTS (NUMBER-AVG) | 7-40.7 | 4-40.5 |
| FUMBLES-LOST | 0-0 | 1-0 |
| PENALTIES-YARDS | 5-41 | 14-100 |
| POSSESSION TIME | 28:51 | 31:09 |
| THIRD-DOWN CONVERSIONS | 4 OF 11 | 9 OF 16 |
| FOURTH-DOWN CONVERSIONS | 0 OF 0 | 1 OF 1 |
| RED-ZONE SCORES-CHANCES | 1-1 | 4-4 |
| SACKS BY: NUMBER-YARDS | 2-9 | 2-16 |

RUSHING: VANDERBILT – Ralph Webb 16-34; Johnny McCrary 6-7; Dallas Rivers 2-6; Kellen Williams 1-1; Jerron Seymour 1-(-1); Darrius Sims 1-(-3). MISSOURI – Murphy 16-93; Hansbrough 19-87; Mauk 7-58; Witter 1-9; Team 3-(-3).

PASSING: VANDERBILT – McCrary 17-31-1-196. MISSOURI – Mauk 11-23-0-141.

RECEIVING: VANDERBILT – Steven Scheu 6-81; Davis Dudchuck 3-29;

Caleb Scott 2-18; C.J. Duncan 1-29; Nathan Marcus 1-9; Kris Kentera 1-9;

Trent Sherfield 1-9; Latevius Rayford 1-7; Webb 1-5. MISSOURI – Sasser 5-74;

Murphy 2-10; Hunt 1-35; Hansbrough 1-17; Brown 1-4; Mauk 1-1.

2014 GAME RECAPS

MCCRARY, WEBB PACE OFFENSE IN IMPRESSIVE WIN OVER OLD DOMINION

NASHVILLE, Tenn. — After all the talk about Vanderbilt's quarterback carousel, Johnny McCrary made a good case to remain the starter.

The redshirt freshman completed 20-of-29 passes for 281 yards, tied a school-record with five touchdowns -- all to different receivers -- and led the Commodores to a 42-28 win over Old Dominion on Saturday.

"Johnny McCrary played well tonight," Vanderbilt coach Derek Mason said. "He set a record in terms of touchdowns. He did a great job distributing the ball."

GAME 9
NOV. 1, 2014
NASHVILLE

Vanderbilt (3-6) is the only FBS team to start four quarterbacks this season.

Just two other Vanderbilt players have thrown five TDs in a game: Jay Cutler in 2005 against Kentucky and Bill Wade in 1950. Wade

went on to play for the Chicago Bears, which is Cutler's current team. Cutler watched McCrary tie his record Saturday from the press box.

SCORING SUMMARY

| TEAM | 1 | 2 | 3 | 4 | FINAL | RECORD |
|--------------|---|----|---|----|-------|--------|
| OLD DOMINION | 7 | 7 | 7 | 7 | 28 | 3-6 |
| VANDERBILT | 7 | 21 | 0 | 14 | 42 | 3-6 |

1st: VANDY: Marcus 7-yd. pass from McCrary (Openshaw kick), 11-75 5:48.

ODU: Little 30-yd. pass from Heinicke (Cervi kick), 5-80 1:40.

2nd: VANDY: Webb 7-yd. run (Openshaw kick), 12-86 6:25.

VANDY: Scheu 5-yd. pass from McCrary (Openshaw kick), 7-65 3:19.

ODU: Vaughan 8-yd. pass from Heinicke (Cervi kick), 4-70 0:41

VANDY: Rayford 20-yd. pass from McCrary (Openshaw kick), 4-73 1:06.

3rd: ODU: Barnwell 0-yd. fumble recovery (Cervi kick).

4th: VANDY: Dudchock 50-yd. pass from McCrary (Openshaw kick), 4-69 2:04.

VANDY: Duncan 30-yd. pass from McCrary (Openshaw kick), 11-75 6:27.

ODU: Lawry 2-yd. run (Cervi kick), 8-75 2:23.

STATISTICS

| | OLD DOMINION | VANDERBILT |
|----------------------------|--------------|------------|
| FIRST DOWNS | 16 | 33 |
| RUSHES-YARDS (NET) | 12-45 | 56-243 |
| PASSING YDS (NET) | 291 | 281 |
| PASSES ATT-COMP-INT | 36-21-1 | 29-20-0 |
| TOTAL OFFENSE PLAYS-YARDS | 48-336 | 85-524 |
| PUNT RETURNS-YARDS | 1-(-1) | 0-0 |
| KICKOFF RETURNS-YARDS | 5-102 | 4-63 |
| INTERCEPTION RETURNS-YARDS | 0-0 | 1-0 |
| PUNTS (NUMBER-AVG) | 3-41.0 | 2-42.5 |
| FUMBLES-LOST | 1-0 | 2-2 |
| PENALTIES-YARDS | 4-48 | 4-38 |
| POSSESSION TIME | 14:43 | 45:17 |
| THIRD-DOWN CONVERSIONS | 2 OF 7 | 6 OF 12 |
| FOURTH-DOWN CONVERSIONS | 0 OF 2 | 3 OF 3 |
| RED-ZONE SCORES-CHANCES | 2-2 | 4-6 |
| SACKS BY: NUMBER-YARDS | 1-11 | 0-0 |

RUSHING: ODU — Heinicke 2-25; Lawry 8-12; Johnson 1-8; Washington 1-0. VANDERBILT — Ralph Webb 31-166; Dallas Rivers 17-73; Trent Sherfield 2-15; Latevius Rayford 1-8; Jerron Seymour 1-3; Johnny McCrary 3-(-2); Kris Kentera 1-(-20).

PASSING: ODU—Heinicke 21-36-1-291. VANDERBILT — McCrary 20-29-0-281.

RECEIVING: ODU — Vaughan 5-90; Washington 5-76; Pascal 5-46; Lawry 3-23; Little 2-43; England 1-13. VANDERBILT — Rayford 5-79; C.J. Duncan 4-65; Steven Scheu 3-18; Nathan Marcus 3-11; Davis Dudchock 2-55; Caleb Scott 1-39; Chandler Dorrell 1-13; Seymour 1-1.

TURNOVERS TOO MUCH TO OVERCOME, COMMODORES FALL TO GATORS

NASHVILLE, Tenn. — Four turnovers proved just too much for Vanderbilt against Florida on Saturday night as the Commodores remained winless in the Southeastern Conference, dropping a 34-10 to decision to Florida.

"It would have been a fist-fight," Vanderbilt coach Derek Mason said if only his Commodores had protected the ball better. "It would have come down to the fourth quarter and the last possession. It would have gone down to the wire without turnovers."

GAME 10
NOV. 8, 2014
NASHVILLE

The loss snapped Vanderbilt's streak of three straight bowl games as the Commodores dropped to 3-7 overall and 0-6 in the SEC. Their 10-game winning streak in November also ended.

Webb set the freshman season rushing record, passing Kwane Doster who had 798 yards rushing as a freshman in 2002. Webb now has 843 yards rushing, but he was smothered by the Gators after rushing for 67 yards on 10 carries in the first quarter. His two fumbles in the second quarter came just after the defense had stopped the Gators with a big goal-line stand.

SCORING SUMMARY

| TEAM | 1 | 2 | 3 | 4 | FINAL | RECORD |
|------------|---|----|---|----|-------|----------|
| FLORIDA | 7 | 10 | 0 | 17 | 34 | 5-3, 4-3 |
| VANDERBILT | 7 | 0 | 0 | 3 | 10 | 3-7, 0-6 |

1st: VANDY: Scheu 33-yd. pass from McCrary (Openshaw kick), 7-86 3:38.

UF: Taylor 13-yd. run (Velez kick), 10-60 4:01.

2nd: UF: Driskel 1 yd. run (Velez kick), 4-9 1:37.

UF: Velez 40-yd. field goal, 9-20 4:23.

4th: UF: Harris 7-yd. run (Velez kick), 7-84 2:02.

VANDY: Openshaw 48-yd. field goal, 5-38 1:27.

UF: Harris 33-yd. run (Velez kick), 6-66 2:29. UF: Velez 25-yd. field goal, 5-18 2:03.

STATISTICS

| | FLORIDA | VANDERBILT |
|----------------------------|---------|------------|
| FIRST DOWNS | 19 | 17 |
| RUSHES-YARDS (NET) | 50-214 | 24-83 |
| PASSING YDS (NET) | 215 | 225 |
| PASSES ATT-COMP-INT | 22-13-0 | 45-21-2 |
| TOTAL OFFENSE PLAYS-YARDS | 72-429 | 69-308 |
| PUNT RETURNS-YARDS | 2-(-2) | 2-14 |
| KICKOFF RETURNS-YARDS | 3-87 | 6-151 |
| INTERCEPTION RETURNS-YARDS | 2-0 | 0-0 |
| PUNTS (NUMBER-AVG) | 5-47.6 | 6-41.5 |
| FUMBLES-LOST | 1-0 | 2-2 |
| PENALTIES-YARDS | 10-82 | 6-49 |
| POSSESSION TIME | 35:01 | 24:59 |
| THIRD-DOWN CONVERSIONS | 6 OF 15 | 4 OF 16 |
| FOURTH-DOWN CONVERSIONS | 1 OF 2 | 3 OF 4 |
| RED-ZONE SCORES-CHANCES | 5-6 | 0-1 |
| SACKS BY: NUMBER-YARDS | 0-0 | 2-6 |

RUSHING: FLORIDA — Jones 17-82; Taylor 13-55; Harris 10-49; Lane 3-12; Driskel 4-10; Brown 2-8; Powell 1-(-2). VANDERBILT — Ralph Webb 16-83; Johnny McCrary 1-2; Patton Robinette 3-(-1); Dallas Rivers 4-(-1).

PASSING: FLORIDA — Harris 13-21-0-215; Driskel 0-1-0-0.

VANDERBILT — McCrary 14-35-2-160; Robinette 7-10-0-65.

RECEIVING: FLORIDA — Dunbar 4-97; Fulwood 2-62; Robinson 2-22; Powell 1-18; Thompson 1-12; Pittman 1-6; Jones 1-4; Taylor 1-(-6).

VANDERBILT — Latevius Rayford 8-53; Davis Dudchock 5-83; Steven Scheu 5-74; C.J. Duncan 1-6; Chandler Dorrell 1-6; Webb 1-3.

2014 GAME RECAPS

COMMODORES OVERWHELMED BY NO. 4 MISSISSIPPI STATE

STARKVILLE, Miss. – Vanderbilt's season looked like it had turned the corner over the past few weeks with slightly more competitive games against Southeastern Conference competition.

No. 4 Mississippi State cruised to a 51-0 victory over Vanderbilt at Davis Wade Stadium, jumping out to a 37-0 lead by halftime. It was the Bulldogs' most lopsided victory over an SEC opponent since 1936.

Mississippi State's Dak Prescott threw three touchdown passes

and ran for another to help the Bulldogs bounce back from last week's loss to Alabama.

This one was decided well before halftime.

Prescott threw three touchdown passes and Christian Holmes ripped the ball out of

Vanderbilt receiver Latevius Rayford's hands before returning it 51 yards for a touchdown as the Bulldogs built a 37-0 lead by the break.

GAME 11
NOV. 22, 2014
STARKVILLE, MISS.

SCORING SUMMARY

| TEAM | 1 | 2 | 3 | 4 | FINAL | RECORD |
|-------------------|----|----|---|---|-------|-----------|
| VANDERBILT | 0 | 0 | 0 | 0 | 0 | 3-8, 0-7 |
| MISSISSIPPI STATE | 13 | 24 | 7 | 7 | 51 | 10-1, 6-1 |

1st: MSU: Johnson 9-yd. pass from Prescott (kick failed), 7-79 1:55.

MSU: Morrow 27-yd. pass from Prescott (Sobiesk kick), 3-48 1:16.

2nd: MSU: Holmes 51-yd. fumble recovery (Sobiesk kick).

MSU: Robinson 14-yd. pass from Prescott (Sobiesk kick), 8-61 0:59.

MSU: Prescott 4-yd. run (Sobiesk kick), 10-44 4:24.

MSU: Sobiesk 34-yd. FG, 4-9 1:34.

3rd: MSU: Shumpert 3-yd. run (Sobiesk kick), 9-76 3:25.

4th: MSU: Morrow 9-yd. pass from Da. Williams (Sobiesk kick), 9-59 3:04.

| STATISTICS | VANDERBILT | MISS. STATE |
|----------------------------|------------|-------------|
| FIRST DOWNS | 15 | 32 |
| RUSHES-YARDS (NET) | 27-49 | 51-283 |
| PASSING YDS (NET) | 179 | 219 |
| PASSES ATT-COMP-INT | 236-17-2 | 25-19-0 |
| TOTAL OFFENSE PLAYS-YARDS | 63-228 | 76-502 |
| FUMBLE RETURNS-YARDS | 0-0 | 1-51 |
| PUNT RETURNS-YARDS | 1-5 | 2-4 |
| KICKOFF RETURNS-YARDS | 7-112 | 0-0 |
| INTERCEPTION RETURNS-YARDS | 0-0 | 2-29 |
| PUNTS (NUMBER-AVG) | 5-34.8 | 3-39.0 |
| FUMBLES-LOST | 1-1 | 0-0 |
| PENALTIES-YARDS | 5-57 | 11-87 |
| POSSESSION TIME | 28:34 | 29:53 |
| THIRD-DOWN CONVERSIONS | 4 OF 15 | 11 OF 15 |
| FOURTH-DOWN CONVERSIONS | 2 OF 4 | 0 OF 0 |
| RED-ZONE SCORES-CHANCES | 0-1 | 7-7 |
| SACKS BY: NUMBER-YARDS | 1-2 | 2-12 |

RUSHING: VANDERBILT – Johnny McCrary 8-21; Ralph Webb 11-14;

Dallas Rivers 7-11; Patton Robinette 1-3. MSU – Holloway 10-66; Robinson 7-63; Shumpert 14-57; Da. Williams 5-34; Griffin 9-33; Prescott 6-30.

PASSING: VANDERBILT – McCrary 15-31-1-161; Robinette 2-3-1-18;

Stephen Rivers 0-2-0-0. MSU – Prescott 16-21-0-193; Williams 3-4-0-26.

RECEIVING: VANDERBILT – Latevius Rayford 4-36; Davis Dudchock 3-41;

Steven Scheu 3-21; C.J. Duncan 2-19; Kris Kentera 1-22; Kellen Williams 1-18;

D. van der Wal 1-12; Rivers 1-7; Webb 1-3. MSU – Morrow 5-79; Brown 2-31;

Johnson 2-28; Myles 2-17; Lewis 2-14; Robinson 1-14; Graham 1-9; Ross 1-8;

Shumpert 1-7; Johnson 1-7; Griffin 1-5.

EARLY DEFICIT TOO MUCH FOR 'DORES; DROP CLOSE DECISION TO TENNESSEE

NASHVILLE, Tenn. – The quarterback issues that plagued Vanderbilt all season long cropped up again in the Commodores' season finale.

Patton Robinette, who started the opener, replaced Johnny McCrary after he was intercepted in the end zone. This time Robinette came up short in the final seconds of repeating his late-game heroics for a second straight year against Tennessee as the Commodores lost 24-17 in their season finale.

Now coach Derek Mason has promised

to work on needed changes to a program that slumped dramatically in his first season after going to three bowls over the past three seasons. Vanderbilt went from 9-4 and ranked in the Top 25 to 3-8 without winning a single

Southeastern Conference game for the first time since 2009 in Bobby Johnson's last season.

"I have an idea what I want, but what will happen is I need to take a couple of days and look back," Mason said. "I'm not adding (specifics). As soon as I know, you'll know."

GAME 12
NOV. 29, 2014
NASHVILLE

SCORING SUMMARY

| TEAM | 1 | 2 | 3 | 4 | FINAL | RECORD |
|------------|----|----|---|---|-------|----------|
| TENNESSEE | 10 | 7 | 7 | 0 | 24 | 6-6, 3-5 |
| VANDERBILT | 0 | 10 | 7 | 0 | 17 | 3-9, 0-8 |

1st: UT: Sutton 76-yd. punt return (Medley kick).

UT: Medley 36-yd. FG, 15-63 6:36.

2nd: VANDERBILT: Openshaw 36-yd. FG, 4-6 1:53.

VANDERBILT: Scheu 36-yd. pass from Robinette (Openshaw kick), 7-88 2:52.

UT: Dobbs 1-yd. run (Medley kick), 11-94 3:49.

3rd: UT: Dobbs 8 yd. run (Medley kick), 7-75 2:49.

VANDERBILT: Webb 3-yd. run (Openshaw kick), 7-71 2:46.

| STATISTICS | TENNESSEE | VANDERBILT |
|----------------------------|-----------|------------|
| FIRST DOWNS | 19 | 19 |
| RUSHES-YARDS (NET) | 45-170 | 36-123 |
| PASSING YDS (NET) | 92 | 149 |
| PASSES ATT-COMP-INT | 20-11-2 | 30-13-3 |
| TOTAL OFFENSE PLAYS-YARDS | 65-262 | 66-272 |
| PUNT RETURNS-YARDS | 2-74 | 2-6 |
| KICKOFF RETURNS-YARDS | 1-11 | 3-56 |
| INTERCEPTION RETURNS-YARDS | 3-0 | 2-6 |
| PUNTS (NUMBER-AVG) | 7-48.4 | 6-46.0 |
| FUMBLES-LOST | 1-0 | 2-0 |
| PENALTIES-YARDS | 6-55 | 7-50 |
| POSSESSION TIME | 29:53 | 30:07 |
| THIRD-DOWN CONVERSIONS | 3 OF 13 | 4 OF 12 |
| FOURTH-DOWN CONVERSIONS | 0 OF 0 | 0 OF 1 |
| RED-ZONE SCORES-CHANCES | 3-3 | 2-2 |
| SACKS BY: NUMBER-YARDS | 3-18 | 3-29 |

RUSHING: UT – Dobbs 21-91; Lane 16-51; Hurd 5-21; Howard 1-8; Pearson 1-0;

Team 1-(-1). VANDERBILT – Ralph Webb 16-55; P. Robinette 12-37;

Dallas Rivers 5-23; Johnny McCrary 3-8.

PASSING: UT – Dobbs 11-20-2-92. VANDERBILT – Patton Robinette 11-22-2-131;

Johnny McCrary 2-7-1-18; Josh Grady 0-1-0-0.

RECEIVING: UT – Howard 5-55; Lane 3-25; Pearson 3-12.

VANDERBILT – Steven Scheu 3-62; L. Rayford 3-35; Chandler Dorrell 2-14;

Kris Kentera 1-18; Nathan Marcus 1-11; Caleb Scott 1-5; Davis Dudchock 1-4;

Ralph Webb 1-0.



VANDERBILT RECORDS/HISTORY

| | |
|--------------------------|---------|
| STATISTICAL RECORDS..... | 108-124 |
| ANNUAL RESULTS | 125-135 |
| LETTERWINNERS..... | 136-140 |
| ALL-AMERICANS..... | 141-146 |
| POSTSEASON BOWL..... | 147-150 |
| 'DORES IN THE NFL..... | 151-152 |
| HONORS/RECOGNITION..... | 153-157 |

Jordan Matthews (2010-13)
set several SEC single-season
and career receiving records.

RECORDS: TOTAL OFFENSE

CAREER TOTAL OFFENSE LEADERS

| Name | Years | Rushes | Yards | Passes | Yards | Plays | Total Yards |
|-------------------|-----------|--------|-------|--------|-------|-------|-------------|
| 1. Jay Cutler | 2002-05 | 453 | 1,256 | 1,242 | 8,697 | 1,695 | 9,953 |
| 2. Greg Zolman | 1998-2001 | 228 | -274 | 1,156 | 7,981 | 1,384 | 7,607 |
| 3. Whit Taylor | 1979-82 | 331 | 420 | 1,016 | 6,307 | 1,347 | 6,727 |
| 4. Eric Jones | 1986-88 | 389 | 1,211 | 661 | 5,029 | 1,050 | 6,240 |
| 5. Kurt Page | 1981-84 | 116 | -225 | 936 | 6,233 | 1,052 | 6,008 |
| 6. Chris Nickson | 2005-08 | 348 | 1,463 | 541 | 3,406 | 889 | 4,869 |
| 7. Jordan Rodgers | 2011-12 | 208 | 491 | 535 | 4,063 | 743 | 4,554 |
| 8. Damian Allen | 1994-97 | 241 | 29 | 699 | 3,704 | 940 | 3,888 |
| 9. Larry Smith | 2008-11 | 249 | 518 | 631 | 3,223 | 880 | 3,741 |
| 10. Marcus Wilson | 1989-92 | 444 | 1,468 | 320 | 2,036 | 764 | 3,504 |

SINGLE-SEASON TOTAL OFFENSE LEADERS

| Name | Year | Rushes | Yards | Passes | Yards | Plays | Total Yards |
|----------------------|------|--------|-------|--------|-------|-------|-------------|
| 1. Jay Cutler | 2005 | 106 | 215 | 462 | 3,073 | 568 | 3,288 |
| 2. Kurt Page | 1983 | 60 | -144 | 493 | 3,178 | 553 | 3,034 |
| 3. Eric Jones | 1988 | 144 | 305 | 360 | 2,548 | 504 | 2,853 |
| 4. Chris Nickson | 2006 | 146 | 694 | 292 | 2,085 | 438 | 2,779 |
| 5. Whit Taylor | 1982 | 153 | 198 | 406 | 2,481 | 559 | 2,679 |
| 6. Jay Cutler | 2003 | 115 | 299 | 327 | 2,347 | 442 | 2,646 |
| 7. Eric Jones | 1987 | 179 | 665 | 229 | 1,954 | 408 | 2,619 |
| 8. Jordan Rodgers | 2012 | 91 | 71 | 319 | 2,539 | 410 | 2,610 |
| 9. Greg Zolman | 2001 | 69 | -8 | 357 | 2,512 | 426 | 2,504 |
| 10. A. Carta-Samuels | 2013 | 75 | 115 | 281 | 2,268 | 356 | 2,383 |
| 11. Greg Zolman | 2000 | 46 | -62 | 354 | 2,441 | 400 | 2,379 |
| 12. Kurt Page | 1984 | 41 | -64 | 350 | 2,405 | 391 | 2,341 |
| 13. Whit Taylor | 1981 | 64 | -65 | 357 | 2,318 | 421 | 2,253 |
| 14. Jay Cutler | 2004 | 109 | 349 | 241 | 1,844 | 350 | 2,193 |
| 15. Greg Zolman | 1999 | 79 | -90 | 300 | 2,059 | 379 | 1,969 |
| 16. Jordan Rodgers | 2011 | 117 | 420 | 216 | 1,524 | 333 | 1,944 |
| 17. Jay Cutler | 2002 | 123 | 393 | 212 | 1,433 | 335 | 1,826 |
| 18. Fred Fisher | 1973 | 130 | 373 | 234 | 1,450 | 364 | 1,823 |
| 19. Damian Allen | 1997 | 104 | 184 | 283 | 1,544 | 387 | 1,728 |
| 20. Bill Wade | 1951 | 59 | 37 | 223 | 1,609 | 282 | 1,646 |

SINGLE-SEASON ALL-PURPOSE YARDAGE LEADERS

| Name | Year | All-Purpose Yards | Description of Yardage |
|------------------|------|-------------------|--|
| 1. Warren Norman | 2009 | 1,941 yards | (783 rushing; 108 receiving; 1050 KOR) |
| 2. Corey Harris | 1991 | 1,827 yards | (1103 rushing; 283 receiving; 441 KOR) |
| 3. Doug Mathews | 1969 | 1,744 yards | (849 rushing; 218 receiving; 607 KOR returns; 70 PR) |
| 4. Tony Jackson | 1992 | 1,560 yards | (652 rushing; 114 receiving; 794 KOR) |
| 5. Kwane Doster | 2002 | 1,523 yards | (798 rushing; 109 receiving; 616 KOR) |

MISCELLANEOUS TOTAL OFFENSE RECORDS

INDIVIDUAL SINGLE-GAME (RUSHING & PASSING)

| | |
|--------------|---------------------------------------|
| Most Plays | (79) Jay Cutler vs. Kentucky, 2005 |
| Most Yards | (521) Whit Taylor vs. Tennessee, 1981 |
| Highest Avg. | (14.8) Bill Wade vs. MTSU, 1950 |

INDIVIDUAL SINGLE-SEASON (RUSHING & PASSING)

| | |
|------------------------------|------------------------|
| Most Plays | (568) Jay Cutler, 2005 |
| Highest Avg. (min. 95 plays) | (7.1) Bill Wade, 1950 |

INDIVIDUAL CAREER (RUSHING & PASSING)

| | |
|-------------------------------|-------------------------------|
| Most Plays | (1,695) Jay Cutler, 2002-2005 |
| Highest Avg. (min. 250 plays) | (6.1) Bill Wade, 1949-51 |

TEAM SINGLE-GAME (RUSHING & PASSING)

| | |
|--------------|------------------------------|
| Most Plays | (94) vs. Kentucky, 2005 |
| Most Yards | (798) vs. Northwestern, 1952 |
| Highest Avg. | (8.7) vs. Miami, Fla., 1948 |

TEAM SINGLE-SEASON (RUSHING & PASSING)

| | |
|-----------------------|--------------|
| Most Plays | (874) 2012 |
| Most Yards | (4,936) 2012 |
| Highest Avg. Per Game | (415.5) 1974 |



JAY CUTLER

Cutler virtually rewrote Vanderbilt passing records as a four-year starter from 2002-05.



WHIT TAYLOR

Taylor ranks among the leaders in numerous Vanderbilt offensive categories, including career total offense and passing yards.

RECORDS: SCORING

SINGLE-SEASON SCORING

| | Name | Year | TDs | 2-pt. Conv | PATs | FGs | Points |
|------|-----------------|------|-----|------------|-------|-------|--------|
| 1. | Jack Jenkins | 1941 | 12 | 0 | 15-? | 1-? | 90 |
| 2. | Carey Spear | 2012 | 0 | 0 | 27-27 | 20-24 | 87 |
| T-3. | Jerron Seymour | 2013 | 14 | 0 | - | - | 84 |
| T-3. | Zac Stacy | 2011 | 14 | 0 | - | - | 84 |
| T-3. | Allama Matthews | 1982 | 14 | 0 | - | - | 84 |
| T-6. | Ronnie Gordon | 1994 | 13 | 0 | - | - | 78 |
| T-6. | Jamie O'Rourke | 1974 | 13 | 0 | - | - | 78 |
| T-8. | Charley Horton | 1955 | 12 | 0 | 1-3 | - | 73 |
| T-8. | Ricky Anderson | 1982 | 0 | 0 | 31-31 | 14-22 | 73 |
| 10. | Carl Parker | 1987 | 12 | 0 | - | - | 72 |

CAREER SCORING

| | Name | Years | TDs | 2-Pt. Conv | PATs | FGs | Points |
|-----|------------------|-----------|-----|------------|---------|-------|--------|
| 1. | Bryant Hahnfeldt | 2005-08 | - | - | 117-121 | 46-72 | 255 |
| 2. | Carey Spear | 2010-13 | 1 | - | 101/102 | 39-50 | 224 |
| 3. | John Markham | 1997-2000 | - | - | 68-77 | 47-68 | 209 |
| 4. | Ricky Anderson | 1981-84 | - | - | 72-75 | 40-75 | 192 |
| 5. | Zac Stacy | 2009-12 | 30 | - | - | - | 180 |
| 6. | Johnny Clark | 1986-89 | - | - | 57-62 | 36-52 | 165 |
| 7. | Dean Davidson | 1947-50 | 26 | - | - | - | 156 |
| 8. | Jordan Matthews | 2010-13 | 25 | - | - | - | 150 |
| 9. | Mike Woodard | 1978-81 | - | - | 80-83 | 24-39 | 152 |
| 10. | Jack Jenkins | 1940-42 | 19 | - | 30-? | 1-? | 147 |



FRANK MORDICA

The single-game rushing leader shares the team mark for touchdowns in a single game with former receiver Earl Bennett. Both scored five TDs in a game.



ALLAMA MATTHEWS

An All-America tight end, Matthews helped the Commodores to the 1982 Hall of Fame Bowl by catching 14 touchdown passes during the regular season.

MISCELLANEOUS SCORING RECORDS

INDIVIDUAL SINGLE-GAME

| | |
|---------------------------|---|
| Most Touchdowns Scored | (5) Earl Bennett, vs. Kentucky, 2005; Frank Mordica, vs. Air Force, 1978 |
| Most Extra Point Attempts | (9) Zack Clinard, vs. Tennessee Tech, 1947 |
| Most Extra Points Made | (8) Zack Clinard, vs. Marshall, 1948; Z. Clinard, vs. Tennessee Tech, 1947 |
| Most Points Scored | (30) Earl Bennett, vs. Kentucky, 2005; Frank Mordica, vs. Air Force, 1978 |
| Most Field Goals Made | (4) John Markham, vs. Duke, 2000; Hawkins Golden, vs. Georgia, 1973 |
| Most Field Goal Attempts | (5) John Markham, at TCU, 2000; Rob Chura, at Kentucky, 1992; Ricky Anderson, at Kentucky, 1982; Greg Martin, vs. Oklahoma, 1977 |

INDIVIDUAL SINGLE-SEASON

| | |
|---------------------------|---|
| Most Touchdowns Scored | (14) Allama Matthews, 1982; Zac Stacy, 2011 |
| Most Extra Points Made | (40) Zack Clinard, 1948 |
| Most Extra Point Attempts | (48) Zack Clinard, 1948 |
| Most Field Goals Made | (20) Carey Spear, 2012 |
| Most Field Goal Attempts | (24) Carey Spear, 2012 |
| Highest Field Goal Pct. | (12 of 14, 85.7%) Hawkins Golden, 1973 |

INDIVIDUAL CAREER

| | |
|---------------------------|---------------------------------|
| Most Touchdowns Scored | (30) Zac Stacy, 2009-12 |
| Most PAT Made | (117) Bryant Hahnfeldt, 2005-08 |
| Most PAT Attempts | (121) Bryant Hahnfeldt, 2005-08 |
| Most Field Goals Made | (47) John Markham, 1997-2000 |
| Most Field Goal Attempted | (72) Bryant Hahnfeldt, 2005-08 |
| Highest Field Goal Pct. | (72%) Jeff Owen, 1988-92 |
| Most Points Scored | (255) Bryant Hahnfeldt, 2005-08 |

TEAM SINGLE-SEASON

| | |
|--------------------------|------------------------|
| Most Total Points Scored | (514 in 10 games) 1915 |
|--------------------------|------------------------|

RECORDS: RUSHING

Yearly Rushing Leaders

| Year | Name | Att. | Yards | Avg. | TDs |
|------|---------------------|------|-------|------|-----|
| 2014 | Ralph Webb | 212 | 907 | 4.3 | 4 |
| 2013 | Jerron Seymour | 164 | 716 | 4.4 | 14 |
| 2012 | Zac Stacy | 208 | 1,141 | 5.5 | 10 |
| 2011 | Zac Stacy | 201 | 1,193 | 5.9 | 14 |
| 2010 | Warren Norman | 77 | 459 | 6.0 | 4 |
| 2009 | Warren Norman | 145 | 783 | 5.4 | 3 |
| 2008 | Jared McGraw | 139 | 593 | 4.3 | 4 |
| 2007 | C. Jackson-Garrison | 148 | 594 | 4.0 | 5 |
| 2006 | Chris Nickson | 146 | 694 | 4.8 | 9 |
| 2005 | C. Jackson-Garrison | 97 | 539 | 5.6 | 8 |
| 2004 | Norval McKenzie | 102 | 446 | 4.4 | 1 |
| 2003 | Norval McKenzie | 162 | 639 | 3.9 | 5 |
| 2002 | Kwane Doster | 160 | 798 | 5.0 | 3 |
| 2001 | Lew Thomas | 105 | 675 | 6.4 | 5 |
| 2000 | Jared McGrath | 133 | 527 | 4.0 | 5 |
| 1999 | Rodney Williams | 148 | 644 | 4.4 | 8 |
| 1998 | Rodney Williams | 126 | 608 | 4.8 | 3 |
| 1997 | Jimmy Williams | 98 | 527 | 5.4 | 2 |
| 1996 | Jason Dunnivant | 131 | 374 | 2.9 | 3 |
| 1995 | Jermaine Johnson | 267 | 1,072 | 4.0 | 4 |
| 1994 | Jermaine Johnson | 167 | 877 | 5.3 | 7 |
| 1993 | Tony Jackson | 120 | 607 | 5.1 | 3 |
| 1992 | Tony Jackson | 114 | 652 | 5.7 | 3 |
| 1991 | Corey Harris | 229 | 1,103 | 4.8 | 4 |
| 1990 | Carlos Thomas | 113 | 680 | 6.0 | 6 |
| 1989 | Carlos Thomas | 61 | 254 | 4.2 | 2 |
| 1988 | Eric Jones | 144 | 305 | 2.1 | 5 |
| 1987 | Eric Jones | 179 | 665 | 3.7 | 6 |
| 1986 | Carl Woods | 107 | 552 | 5.1 | 2 |
| 1985 | Carl Woods | 160 | 615 | 3.8 | 5 |
| 1984 | Carl Woods | 192 | 688 | 3.6 | 4 |
| 1983 | Carl Woods | 160 | 644 | 4.0 | 4 |
| 1982 | Keith Edwards | 88 | 340 | 3.9 | 3 |
| 1981 | Van Heflin | 105 | 374 | 3.6 | 3 |
| 1980 | Terry Potter | 149 | 579 | 3.9 | 7 |
| 1979 | Frank Mordica | 162 | 830 | 5.1 | 6 |
| 1978 | Frank Mordica | 173 | 1,065 | 6.2 | 8 |
| 1977 | Frank Mordica | 133 | 449 | 3.4 | 3 |
| 1976 | Adolph Groves | 96 | 347 | 3.6 | 2 |
| 1975 | Lonnie Sadler | 175 | 536 | 3.1 | 4 |
| 1974 | Jamie O'Rourke | 201 | 933 | 4.6 | 12 |
| 1973 | Jamie O'Rourke | 132 | 592 | 4.2 | 4 |
| 1972 | Lonnie Sadler | 122 | 423 | 3.5 | 1 |
| 1971 | Jamie O'Rourke | 165 | 677 | 4.1 | 4 |
| 1970 | Steve Burger | 162 | 552 | 3.4 | 10 |
| 1969 | Doug Mathews | 167 | 849 | 5.1 | 2 |
| 1968 | Allan Spear | 142 | 438 | 3.1 | 4 |
| 1967 | Jim Whiteside | 105 | 255 | 2.3 | 4 |
| 1966 | Jim Whiteside | 94 | 267 | 3.1 | 2 |
| 1965 | Jim Whiteside | 103 | 297 | 2.8 | 2 |
| 1964 | Bob Sullins | 133 | 512 | 3.8 | 3 |
| 1963 | Bill Waldrup | 67 | 244 | 3.7 | 3 |
| 1962 | Hank Lesesne | 105 | 214 | 2.0 | 1 |
| 1961 | Hank Lesesne | 112 | 325 | 2.9 | 1 |
| 1960 | Jim Johnson | 77 | 312 | 4.1 | 3 |
| 1959 | Tom Moore | 125 | 676 | 5.4 | 8 |
| 1958 | Tom Moore | 145 | 584 | 4.0 | 4 |
| 1957 | Phil King | 115 | 438 | 3.8 | 1 |
| 1956 | Phil King | 129 | 651 | 5.0 | 7 |
| 1955 | Phil King | 98 | 628 | 6.4 | 5 |
| 1954 | Don Hunt | 95 | 474 | 5.0 | 4 |
| 1953 | Charley Horton | 75 | 461 | 6.1 | 1 |
| 1952 | R.C. Allen | 106 | 397 | 3.7 | 2 |
| 1951 | R.C. Allen | 74 | 321 | 4.5 | 2 |
| 1950 | Jim Tabor | 111 | 654 | 5.9 | 6 |
| 1949 | Herb Rich | 177 | 668 | 3.8 | 5 |
| 1948 | Herb Rich | 95 | 514 | 5.4 | 4 |
| 1947 | Dean Davidson | 90 | 461 | 5.1 | 6 |
| 1946 | J. P. Moore | 73 | 263 | 3.6 | 3 |



ZAC STACY

In 2012, Stacy finished his career by setting all-time records with 3,143 rushing yards and 30 rushing TDs. He also holds the Vanderbilt single season mark with 1,191 rushing yards.



COREY HARRIS

Harris' 1,103 rushing yards in 1991 is the third highest total in team history.

LONGEST RUSHING PLAYS

| Yards | Player | Opponent | Date |
|-------|------------------|------------------|------------|
| 90 | Zac Stacy | at Wake Forest | 11/24/2012 |
| 86 | Zac Stacy | vs. Presbyterian | 9/15/2012 |
| 81 | Bill Marinangel | vs. Alabama | 9/14/1996 |
| 80 | Rand Dixon | at Cincinnati | 10/13/1934 |
| 80 | Zealand Thigpen | vs. LSU | 11/6/1948 |
| 80 | Van Heflin | at Air Force | 11/17/1979 |
| 80 | Warren Norman | at Ole Miss | 9/18/2010 |
| 79 | Frank Mordica | vs. Alabama | 9/30/1978 |
| 78 | Jermaine Johnson | vs. So. Carolina | 10/22/1994 |
| 77 | Phil King | vs. MTSU | 10/22/1955 |
| 77 | Frank Mordica | vs. Air Force | 11/18/1978 |
| 77 | Zac Stacy | vs. Ole Miss | 9/17/2011 |

SINGLE-GAME RUSHING YARDS

| Yards | Player | Opponent | Date |
|-------|------------------|------------------|------------|
| 321 | Frank Mordica | vs. Air Force | 11/18/1978 |
| 214 | Doug Mathews | at Tulane | 11/1/1969 |
| 198 | Zac Stacy | vs. Army | 10/22/2011 |
| 187 | Frank Mordica | vs. Citadel | 9/22/1979 |
| 187 | Jamie O'Rourke | at Tulane | 10/30/1971 |
| 184 | Zac Stacy | at Wake Forest | 11/26/2011 |
| 180 | Zac Stacy | at Wake Forest | 11/24/2012 |
| 180 | Corey Harris | at Army | 11/2/1991 |
| 177 | Jermaine Johnson | at Georgia | 10/15/1994 |
| 174 | Zac Stacy | vs. Presbyterian | 9/15/2012 |
| 173 | Lew Thomas | vs. Auburn | 9/29/2001 |

SINGLE-SEASON RUSHING YARDS

| | Name | Att. | Yards | Avg. | TDs |
|----|------------------------|------|-------|------|-----|
| 1. | Zac Stacy, 2011 | 201 | 1,193 | 5.9 | 14 |
| 2. | Zac Stacy, 2012 | 208 | 1,141 | 5.5 | 10 |
| 3. | Corey Harris, 1991 | 229 | 1,103 | 4.8 | 4 |
| 4. | Jermaine Johnson, 1995 | 267 | 1,072 | 4.0 | 4 |
| 5. | Frank Mordica, 1978 | 173 | 1,065 | 6.2 | 8 |
| 6. | Jamie O'Rourke, 1974 | 201 | 933 | 4.6 | 12 |
| 7. | Ralph Webb, 2014 | 212 | 907 | 4.3 | 4 |
| 7. | Jermaine Johnson, 1994 | 167 | 877 | 5.3 | 7 |
| 8. | Doug Mathews, 1969 | 167 | 849 | 5.1 | 4 |
| 9. | Frank Mordica, 1979 | 162 | 830 | 5.1 | 6 |

CAREER RUSHING YARDS

| | Name | Att. | Yards | Avg. | TDs |
|------|------------------------------|------|-------|------|-----|
| 1. | Zac Stacy, 2009-12 | 581 | 3,143 | 5.4 | 30 |
| 2. | Frank Mordica, 1976-79 | 546 | 2,632 | 4.8 | 18 |
| 3. | Carl Woods, 1983-86 | 619 | 2,490 | 4.0 | 15 |
| 4. | Jamie O'Rourke, 1971, 73-74 | 498 | 2,202 | 4.4 | 20 |
| 5. | Jermaine Johnson, 1993-95 | 486 | 2,152 | 4.4 | 13 |
| 6. | Jared McGrath, 1997-2000 | 492 | 2,151 | 4.4 | 9 |
| 7. | Lonnie Sadler, 1972-75 | 569 | 2,096 | 3.7 | 8 |
| 8. | Rodney Williams, 1998-2001 | 452 | 2,021 | 4.5 | 16 |
| T-9. | C. Jackson-Garrison, 2004-07 | 410 | 1,814 | 4.4 | 18 |
| T-9. | Everett Crawford, 1984-87 | 395 | 1,814 | 4.6 | 12 |

SINGLE-SEASON RUSHING LEADERS BY CLASS

| Seniors | Yards | Juniors | Yards | Sophomores | Yards | Freshmen | Yards |
|---------------------------|-------|-------------------------------|-------|----------------------------|-------|--------------------------|-------|
| 1. Zac Stacy, 2012 | 1,141 | 1. Zac Stacy, 2011 | 1,193 | 1. Jermaine Johnson, 1994 | 877 | 1. Ralph Webb, 2014 | 907 |
| 2. Corey Harris, 1991 | 1,103 | 2. Jermaine Johnson, 1995 | 1,072 | 2. Jerron Seymour, 2013 | 716 | 2. Kwane Doster, 2002 | 798 |
| 3. Jamie O'Rourke, 1974 | 933 | 3. Frank Mordica, 1978 | 1,065 | 3. Chris Nickson, 2006 | 694 | 3. Warren Norman, 2009 | 783 |
| 4. Doug Mathews, 1969 | 849 | 4. Eric Jones, 1987 | 665 | 4. Carl Woods, 1984 | 688 | 4. Carl Woods, 1983 | 644 |
| 5. Frank Mordica, 1979 | 830 | 5. James Tabor, 1950 | 654 | 5. Carlos Thomas, 1990 | 680 | 5. Rodney Williams, 1998 | 608 |
| 6. Tom Moore, 1959 | 676 | 6. Tony Jackson, 1992 | 652 | 6. Jamie O'Rourke, 1971 | 677 | 6. Cliff Deese, 1992 | 538 |
| 7. Lew Thomas, 2001 | 675 | 7. Phil King, 1956 | 651 | 7. Rodney Williams, 1999 | 644 | 7. Jimmy Williams, 1997 | 527 |
| 8. Herb Rich, 1949 | 668 | 8. Norval McKenzie, 2003 | 639 | T-8. Phil King, 1955 | 628 | 8. Jared McGrath, 1997 | 491 |
| 9. Everett Crawford, 1987 | 621 | 9. Carl Woods, 1985 | 615 | T-8. Ronnie Gordon, 1994 | 577 | 9. Zac Stacy, 2009 | 478 |
| 10. Tony Jackson, 1993 | 607 | 10. C. Jackson-Garrison, 2006 | 614 | T-10. Steve Burger, 1970 | 552 | 10. Dean Davidson, 1947 | 461 |
| | | | | T-10. Andy McCarroll, 1987 | 552 | | |

RECORDS: RUSHING

CHRONOLOGICAL LIST OF 100-YARD RUSHING PERFORMANCES

| Date | Player | Opponent | Yards | Date | Player | Opponent | Yards | Date | Player | Opponent | Yards |
|------------|-------------------------|------------------|-------|------------|------------------|-----------------|-------|------------|----------------|----------------|-------|
| 11/1/2014/ | Ralph Webb | Old Dominion | 166 | 10/28/1995 | Jermaine Johnson | Ole Miss | 133 | 10/14/1978 | Frank Mordica | Auburn | 148 |
| 9/13/2014 | Ralph Webb | UMass | 116 | 9/23/1995 | Jermaine Johnson | Texas Christian | 117 | 9/30/1978 | Frank Mordica | Alabama | 106 |
| 9/28/2013 | Jerron Seymour | UAB | 107 | 9/2/1995 | Jermaine Johnson | Alabama | 114 | 11/13/1976 | Frank Mordica | Air Force | 148 |
| 12/31/2012 | Zac Stacy | N.C. State | 107 | 11/5/1994 | Jermaine Johnson | Kentucky | 109 | 9/18/1976 | Adolph Groves | Wake Forest | 139 |
| 11/24/2012 | Zac Stacy | Wake Forest | 180 | 10/22/1994 | Jermaine Johnson | South Carolina | 121 | 11/1/1975 | Lonnie Sadler | Virginia | 147 |
| 10/20/2012 | Zac Stacy | Auburn | 169 | 10/15/1994 | Jermaine Johnson | Georgia | 177 | 11/30/1974 | Lonnie Sadler | Tennessee | 100 |
| 9/15/2012 | Brian Kimbrow | Presbyterian | 137 | 10/15/1994 | Ronnie Gordon | Georgia | 126 | 11/30/1974 | Jamie O'Rourke | Tennessee | 152 |
| 9/15/2012 | Zac Stacy | Presbyterian | 174 | 10/8/1994 | Eric Lewis | Cincinnati | 134 | 11/16/1974 | Jamie O'Rourke | Tulane | 133 |
| 11/26/2011 | Zac Stacy | Wake Forest | 184 | 10/8/1994 | Jermaine Johnson | Cincinnati | 104 | 10/20/1973 | Lonnie Sadler | Georgia | 109 |
| 11/12/2011 | Zac Stacy | Kentucky | 135 | 9/17/1994 | Jermaine Johnson | Ole Miss | 104 | 10/6/1973 | Jamie O'Rourke | Virginia | 173 |
| 10/27/2011 | Zac Stacy | Arkansas | 128 | 9/3/1994 | Ronnie Gordon | Wake Forest | 114 | 9/9/1972 | Walter Overton | Chattanooga | 101 |
| 10/22/2011 | Zac Stacy | Army | 198 | 9/3/1994 | Jermaine Johnson | Wake Forest | 100 | 9/9/1972 | Paul Brogdon | Chattanooga | 107 |
| 9/17/2011 | Zac Stacy | Ole Miss | 169 | 9/3/1994 | Cliff Deese | Wake Forest | 113 | 11/20/1971 | Jamie O'Rourke | Tampa | 120 |
| 11/13/2010 | Kennard Reeves | Kentucky | 105 | 11/13/1993 | Tony Jackson | Navy | 120 | 11/6/1971 | Jamie O'Rourke | Kentucky | 101 |
| 9/18/2010 | Warren Norman | Ole Miss | 111 | 9/4/1993 | Cliff Deese | Wake Forest | 118 | 9/30/1971 | Jamie O'Rourke | Tulane | 187 |
| 9/26/2009 | Warren Norman | Rice | 119 | 9/4/1993 | Tony Jackson | Wake Forest | 110 | 11/21/1970 | Mack Brown | Tampa | 156 |
| 9/5/2009 | Zac Stacy | Western Carolina | 133 | 11/14/1992 | Tony Jackson | Navy | 128 | 11/22/1969 | Doug Mathews | Davidson | 138 |
| 9/5/2009 | Warren Norman | Western Carolina | 105 | 9/12/1992 | Tony Jackson | Duke | 125 | 11/22/1969 | Watson Brown | Davidson | 118 |
| 11/15/2008 | Chris Nickson | Kentucky | 118 | 11/9/1991 | Marcus Wilson | Kentucky | 107 | 11/1/1969 | Doug Mathews | Tulane | 214 |
| 9/13/2008 | Jared Hawkins | Rice | 107 | 11/9/1991 | Corey Harris | Kentucky | 157 | 11/17/1962 | Henry Lesesne | Tulane | 109 |
| 8/28/2008 | Chris Nickson | Miami (Ohio) | 166 | 11/2/1991 | Corey Harris | Army | 180 | 11/28/1959 | Tom Moore | Tennessee | 107 |
| 9/15/2007 | Cassen Jackson-Garrison | Ole Miss | 119 | 10/19/1991 | Sam Chalmers | Georgia | 111 | 11/7/1959 | Tom Moore | Kentucky | 117 |
| 10/28/2006 | Chris Nickson | Duke | 150 | 10/19/1991 | Corey Harris | Georgia | 169 | 10/24/1959 | Tom Moore | Virginia | 119 |
| 9/20/2006 | Cassen Jackson-Garrison | Temple | 142 | 9/21/1991 | Corey Harris | LSU | 113 | 9/21/1957 | Phil King | Missouri | 103 |
| 9/24/2005 | Cassen Jackson-Garrison | Richmond | 119 | 11/10/1990 | Carlos Thomas | Kentucky | 171 | 9/21/1957 | Jim Butler | Missouri | 105 |
| 9/17/2005 | Jeff Jennings | Ole Miss | 103 | 10/20/1990 | Carlos Thomas | Georgia | 112 | 9/29/1956 | Phil King | Chattanooga | 116 |
| 10/23/2004 | Kwane Doster | Eastern Kentucky | 117 | 9/22/1990 | Marcus Wilson | LSU | 136 | 10/29/1955 | Charley Horton | Virginia | 106 |
| 11/15/2003 | Jay Cutler | Kentucky | 129 | 11/21/1987 | Everett Crawford | Maryland | 125 | 10/22/1955 | Phil King | MTSU | 138 |
| 9/6/2003 | Norval McKenzie | Chattanooga | 102 | 11/7/1987 | Eric Jones | Kentucky | 101 | 10/6/1951 | Richard Foster | Alabama | 104 |
| 11/16/2002 | Kwane Doster | Kentucky | 111 | 10/31/1987 | Eric Jones | Rutgers | 101 | 9/29/1951 | Rives Allen | Auburn | 122 |
| 10/26/2002 | Kwane Doster | Connecticut | 109 | 10/17/1987 | Eric Jones | Georgia | 100 | 9/30/1950 | Jim Tabor | Auburn | 111 |
| 10/19/2002 | Kwane Doster | Georgia | 118 | 9/12/1987 | Everett Crawford | Memphis | 113 | 9/24/1949 | Herb Rich | Georgia Tech | 102 |
| 9/21/2002 | Kwane Doster | Ole Miss | 101 | 10/4/1986 | Carl Woods | Duke | 112 | 11/19/1949 | Dean Davidson | Marshall | 125 |
| 9/21/2002 | Norval McKenzie | Ole Miss | 101 | 11/30/1985 | Carl Woods | Tennessee | 127 | 11/13/1948 | Dean Davidson | Marshall | 132 |
| 9/7/2002 | Jay Cutler | Furman | 107 | 11/9/1985 | Everett Crawford | Kentucky | 113 | 10/23/1948 | Herb Rich | Yale | 131 |
| 10/27/2001 | Rodney Williams | Duke | 155 | 10/24/1984 | Everett Crawford | Ole Miss | 121 | 10/9/1948 | Herb Rich | Ole Miss | 101 |
| 10/27/2001 | Lew Thomas | Duke | 123 | 9/29/1984 | Carl Woods | Alabama | 115 | 11/29/1947 | Robert Berry | Tennessee | 105 |
| 9/29/2001 | Lew Thomas | Auburn | 173 | 9/8/1984 | Carl Woods | Kansas State | 116 | 11/8/1947 | Dean Davidson | Tennessee Tech | 125 |
| 11/6/1999 | Jared McGrath | Florida | 125 | 11/5/1983 | Carl Woods | Kentucky | 119 | 10/12/1946 | J.P. Moore | Florida | 107 |
| 10/9/1999 | Rodney Williams | The Citadel | 127 | 10/1/1983 | Carl Woods | Tulane | 128 | | | | |
| 9/25/1999 | Jared McGrath | Duke | 111 | 9/11/1982 | Ernie Goolsby | Memphis | 134 | | | | |
| 11/7/1998 | Jared McGrath | Florida | 101 | 10/24/1981 | Van Heflin | Ole Miss | 110 | | | | |
| 10/31/1998 | Rodney Williams | Duke | 106 | 12/1/1979 | Terry Potter | Tennessee | 127 | | | | |
| 10/10/1998 | Rodney Williams | Western Michigan | 156 | 11/17/1979 | Van Heflin | Air Force | 167 | | | | |
| 10/3/1998 | Rodney Williams | Texas Christian | 115 | 10/27/1979 | Frank Mordica | Ole Miss | 115 | | | | |
| 9/19/1998 | Rodney Williams | Ole Miss | 112 | 10/13/1979 | Frank Mordica | Auburn | 103 | | | | |
| 11/2/1996 | Marcus A. Williams | UAB | 111 | 9/22/1979 | Frank Mordica | Citadel | 187 | | | | |
| 11/25/1995 | Jermaine Johnson | Tennessee | 110 | 12/2/1978 | Frank Mordica | Tennessee | 114 | | | | |
| 11/4/1995 | Jermaine Johnson | Kentucky | 137 | 11/18/1978 | Frank Mordica | Air Force | 321 | | | | |

MISCELLANEOUS RUSHING RECORDS

INDIVIDUAL SINGLE-GAME

| | |
|--------------------|--|
| Most Rushing Yards | (321) Frank Mordica, 1978 |
| Most Rush Attempts | (35) Jermaine Johnson vs. Kentucky, 1995; Jermaine Johnson vs. Florida, 1995; Jamie O'Rourke vs. Tulane, 1971 |
| Avg. Per Rush | (15.4) Lew Thomas at Duke, 2001 |
| Most TDs Scored | (5) Frank Mordica vs. Air Force, 1978 |

INDIVIDUAL SINGLE-SEASONS

| | |
|--------------------|--|
| Most Rushing Yards | (1,193) Zac Stacy, 2011 |
| Most Rushes | (267) Jermaine Johnson, 1995 |
| Average Per Rush | (6.4) Phil King, 1955; Lew Thomas, 2001 |
| Most TDs Scored | (14) Zac Stacy, 2011; Jerron Seymour, 2013 |

INDIVIDUAL CAREER

| | |
|--------------------|-------------------------------|
| Most Rushing Yards | (3,143) Zac Stacy, 2009-12 |
| Most Rushes | (619) Carl Woods, 1983-86 |
| Avg. Per Rush | (5.7) Charley Horton, 1952-55 |
| Most TDs Scored | (30) Zac Stacy, 2009-12 |

TEAM SINGLE-GAME

| | |
|--------------------------|--------------------------------|
| Most Net Yards Gained | (606) vs. Tennessee Tech, 1942 |
| Most Rushes | (78) vs. Tulane, 1971 |
| Most First Downs Rushing | (27) vs. Davidson, 1969 |
| Average Per Rush | (9.1) vs. Air Force, 1978 |

TEAM SINGLE-SEASON

| | |
|--------------------------|--------------|
| Most Net Yards Gained | (2,894) 1974 |
| Most Attempts | (613) 1974 |
| Most First Downs Rushing | (149) 1974 |
| Average Per Rush | (4.7) 1974 |
| Average Per Game | (263.1) 1974 |
| Most TDs Scored | (35) 1948 |

RECORDS: PASSING

Yearly Passing Leaders

| Year | Name | Att. | Comp. | Pct. | Yards | TDs | INTs |
|------|----------------------|------|-------|------|-------|-----|------|
| 2014 | Johnny McCrary | 152 | 78 | 51.3 | 985 | 9 | 8 |
| 2013 | Austyn Carta-Samuels | 281 | 183 | 68.7 | 2,268 | 11 | 9 |
| 2012 | Jordan Rodgers | 319 | 191 | 59.9 | 2,539 | 15 | 5 |
| 2011 | Jordan Rodgers | 216 | 108 | 50.0 | 1,542 | 9 | 10 |
| 2010 | Larry Smith | 247 | 117 | 47.4 | 1,262 | 6 | 5 |
| 2009 | Larry Smith | 227 | 106 | 46.7 | 1,126 | 4 | 7 |
| 2008 | Mackenzi Adams | 156 | 77 | 49.4 | 882 | 5 | 8 |
| 2007 | Mackenzi Adams | 182 | 101 | 55.5 | 1,043 | 9 | 6 |
| 2006 | Chris Nickson | 292 | 160 | 54.8 | 2,085 | 15 | 13 |
| 2005 | Jay Cutler | 462 | 273 | 59.1 | 3,073 | 21 | 9 |
| 2004 | Jay Cutler | 241 | 147 | 61.0 | 1,844 | 10 | 5 |
| 2003 | Jay Cutler | 327 | 187 | 57.2 | 2,347 | 18 | 13 |
| 2002 | Jay Cutler | 212 | 103 | 48.6 | 1,433 | 10 | 9 |
| 2001 | Greg Zolman | 357 | 186 | 52.1 | 2,512 | 14 | 9 |
| 2000 | Greg Zolman | 354 | 187 | 52.8 | 2,441 | 13 | 14 |
| 1999 | Greg Zolman | 300 | 154 | 51.3 | 2,059 | 10 | 16 |
| 1998 | Greg Zolman | 145 | 69 | 47.6 | 969 | 4 | 7 |
| 1997 | Damian Allen | 283 | 128 | 45.2 | 1,544 | 8 | 10 |
| 1996 | Damian Allen | 279 | 118 | 42.2 | 1,472 | 5 | 11 |
| 1995 | Damian Allen | 136 | 62 | 45.6 | 728 | 4 | 7 |
| 1994 | Ronnie Gordon | 203 | 86 | 42.4 | 991 | 2 | 9 |
| 1993 | Ronnie Gordon | 98 | 40 | 40.8 | 400 | 0 | 4 |
| 1992 | Marcus Wilson | 164 | 75 | 45.7 | 1,030 | 5 | 9 |
| 1991 | Marcus Wilson | 63 | 32 | 50.8 | 491 | 3 | 6 |
| 1990 | Mike Healy | 130 | 75 | 57.7 | 1,041 | 10 | 1 |
| 1989 | John Gromos | 320 | 154 | 48.1 | 1,744 | 9 | 12 |
| 1988 | Eric Jones | 360 | 196 | 54.4 | 2,548 | 11 | 14 |
| 1987 | Eric Jones | 229 | 139 | 60.7 | 1,954 | 16 | 11 |
| 1986 | Mark Wracher | 134 | 75 | 56.0 | 827 | 2 | 10 |
| 1985 | John Gromos | 224 | 124 | 55.4 | 1,483 | 6 | 10 |
| 1984 | Kurt Page | 350 | 203 | 58.0 | 2,405 | 16 | 9 |
| 1983 | Kurt Page | 493 | 286 | 58.0 | 3,178 | 14 | 29 |
| 1982 | Whit Taylor | 406 | 228 | 56.2 | 2,481 | 22 | 12 |
| 1981 | Whit Taylor | 357 | 209 | 58.5 | 2,318 | 15 | 10 |
| 1980 | Whit Taylor | 173 | 72 | 41.6 | 899 | 1 | 13 |
| 1979 | Van Heflin | 124 | 64 | 51.6 | 748 | 4 | 10 |
| 1978 | Van Heflin | 155 | 76 | 49.0 | 984 | 3 | 11 |
| 1977 | Mike Wright | 211 | 106 | 50.2 | 1,383 | 5 | 7 |
| 1976 | Randy Hampton | 107 | 53 | 49.5 | 805 | 3 | 5 |
| 1975 | Fred Fisher | 106 | 51 | 48.1 | 552 | 1 | 11 |
| 1974 | David Lee | 159 | 85 | 53.5 | 1,173 | 7 | 8 |
| 1973 | Fred Fisher | 234 | 128 | 48.1 | 1,450 | 11 | 5 |
| 1972 | Steve Lainhart | 89 | 34 | 38.2 | 524 | 3 | 9 |
| 1971 | Steve Burger | 134 | 57 | 42.5 | 671 | 1 | 9 |
| 1970 | Denny Painter | 106 | 43 | 40.6 | 563 | 1 | 5 |
| 1969 | Watson Brown | 111 | 69 | 62.2 | 696 | 6 | 8 |
| 1968 | John Miller | 201 | 99 | 49.3 | 1,164 | 5 | 18 |
| 1967 | Roger May | 149 | 82 | 55.0 | 929 | 9 | 15 |
| 1966 | Gary Davis | 153 | 62 | 40.5 | 777 | 0 | 13 |
| 1965 | Bob Kerr | 82 | 33 | 40.2 | 346 | 2 | 8 |
| 1964 | David Waller | 141 | 61 | 43.3 | 646 | 1 | 11 |
| 1963 | Jon Cleveland | 94 | 39 | 41.5 | 512 | 2 | 13 |
| 1962 | Hank Lesesne | 157 | 65 | 41.4 | 741 | 3 | 9 |
| 1961 | Hank Lesesne | 126 | 50 | 39.7 | 607 | 7 | 19 |
| 1960 | Hank Lesesne | 130 | 54 | 41.5 | 620 | 4 | 8 |
| 1959 | Russ Morris | 92 | 44 | 47.8 | 579 | 1 | 4 |
| 1958 | Boyce Smith | 105 | 49 | 46.7 | 638 | 6 | 5 |
| 1957 | Boyce Smith | 98 | 49 | 50.0 | 664 | 8 | 10 |
| 1956 | Boyce Smith | 57 | 27 | 47.4 | 361 | 1 | 6 |
| 1955 | Don Orr | 80 | 30 | 37.5 | 486 | 2 | 10 |
| 1954 | Jim Looney | 132 | 54 | 40.9 | 813 | 4 | 7 |
| 1953 | Jim Looney | 82 | 61 | 74.4 | 362 | 1 | 9 |
| 1952 | Bill Krietemeyer | 153 | 69 | 45.1 | 999 | 4 | 12 |
| 1951 | Bill Wade | 223 | 110 | 49.3 | 1,609 | 13 | 10 |
| 1950 | Bill Wade | 177 | 76 | 42.9 | 1,596 | 16 | 19 |
| 1949 | Jamie Wade | 143 | 62 | 43.4 | 1,021 | 8 | 12 |
| 1948 | Bob Berry | 27 | 15 | 55.6 | 360 | 3 | 1 |
| 1947 | Jamie Wade | 70 | 27 | 38.6 | 506 | 3 | 5 |
| 1946 | Jamie Wade | 44 | 12 | 27.3 | 222 | 1 | 3 |



KURT PAGE

Page set many of the Vanderbilt single-season passing records during the 1983 season that were eventually topped by Jay Cutler in 2005.

LONGEST PASSING PLAYS

| Yards | Quarterback-Receiver | Opponent | Year |
|-------|----------------------------------|-------------------|------|
| 88 | Marcus Wilson-Clarence Sevellian | vs. Tennessee | 1992 |
| 87 | Tom Gray-Bill Fuqua | vs. LSU | 1945 |
| 86 | Mike Healey-Clarence Sevellian | vs. Duke | 1991 |
| 85 | Bill Wade-Bucky Curtis | vs. Alabama | 1950 |
| 84 | Greg Zolman-Tavarus Hogans | vs. Ole Miss | 1999 |
| 82 | John Gromos-Carl Parker | vs. Virginia Tech | 1985 |
| 82 | Damian Allen-Todd Yoder | vs. Tennessee | 1996 |
| 80 | Jay Cutler-Brandon Smith | vs. Tennessee | 2004 |
| 79 | Mackenzi Adams-Sean Walker | vs. Duke | 2008 |
| 79 | Denny Painter-Dave Strong | vs. Tulane | 1969 |
| 79 | Eric Jones-Rodney Barrett | vs. Alabama | 1988 |

SINGLE-GAME PASSING YARDS

| Yards | Quarterback | Opponent | Date |
|-------|---------------|-----------------------------------|------------|
| 464 | Whit Taylor | at Tennessee | 11/28/1981 |
| 452 | Whit Taylor | vs. Air Force (Hall of Fame Bowl) | 12/31/1982 |
| 446 | Chris Nickson | at Kentucky | 11/11/2006 |
| 441 | Greg Zolman | vs. Kentucky | 11/10/2001 |
| 395 | Jay Cutler | vs. Kentucky | 11/12/2005 |
| 391 | Whit Taylor | vs. Tennessee | 11/27/1982 |
| 361 | Jay Cutler | at Florida | 11/5/2005 |
| 358 | Kurt Page | vs. Memphis | 10/29/1983 |
| 353 | Kurt Page | vs. Iowa State | 9/17/1983 |
| 347 | Kurt Page | vs. Alabama | 9/24/1983 |
| 347 | Kurt Page | at Kentucky | 11/10/1984 |

SINGLE-SEASON PASSING LEADERS BY CLASS

| Seniors | Yards | Juniors | Yards | Sophomores | Yards | Freshmen | Yards |
|-------------------------------|-------|-------------------------|-------|-------------------------|-------|---------------------------|-------|
| 1. Jay Cutler, 2005 | 3,073 | 1. Kurt Page, 1983 | 3,178 | 1. Jay Cutler, 2003 | 2,347 | 1. John Gromos, 1985 | 1,483 |
| 2. Eric Jones, 1988 | 2,548 | 2. Greg Zolman, 2000 | 2,441 | 2. Chris Nickson, 2006 | 2,085 | 2. Jay Cutler, 2002 | 1,433 |
| 3. Jordan Rodgers, 2012 | 2,539 | 3. Whit Taylor, 1981 | 2,318 | 3. Greg Zolman, 1999 | 2,059 | 3. Johnny McCrary, 2014 | 985 |
| 4. Greg Zolman, 2001 | 2,512 | 4. Eric Jones, 1987 | 1,954 | 4. Fred Fisher, 1973 | 1,450 | 4. Greg Zolman, 1998 | 969 |
| 5. Whit Taylor, 1982 | 2,481 | 5. Jay Cutler, 2004 | 1,844 | 5. John Miller, 1968 | 1,164 | 5. Watson Brown, 1969 | 696 |
| 6. Kurt Page, 1984 | 2,405 | 6. Bill Wade, 1950 | 1,596 | 6. Larry Smith, 2009 | 1,126 | 6. Tim Richardson, 1985 | 684 |
| 7. Austyn Carta-Samuels, 2013 | 2,268 | 7. Jordan Rodgers, 2011 | 1,524 | 7. Mackenzi Adams, 2007 | 1,043 | 7. David Wallace, 1998 | 678 |
| 8. John Gromos, 1989 | 1,744 | 8. Damian Allen, 1996 | 1,472 | 8. Mike Healey, 1990 | 1,041 | 8. Patton Robinette, 2013 | 642 |
| 9. Damian Allen, 1997 | 1,544 | 9. Mike Wright, 1977 | 1,383 | 9. Ronnie Gordon, 1994 | 991 | 9. Whit Taylor, 1979 | 609 |
| 10. David Lee, 1974 | 1,173 | 10. Larry Smith, 2010 | 1,262 | 10. Van Heflin, 1978 | 984 | 10. Mike Healey, 1989 | 574 |

RECORDS: PASSING

SINGLE-SEASON PASSING YARDS

| Quarterback | Att. | Comp. | Pct. | Yards | TDs |
|-------------------------|------|-------|------|-------|-----|
| 1. Kurt Page, 1983 | 493 | 286 | 58.0 | 3,178 | 14 |
| 2. Jay Cutler, 2005 | 462 | 273 | 59.1 | 3,073 | 21 |
| 3. Eric Jones, 1988 | 360 | 195 | 54.4 | 2,548 | 11 |
| 4. Jordan Rodgers, 2012 | 319 | 191 | 59.9 | 2,539 | 15 |
| 5. Greg Zolman, 2001 | 357 | 186 | 52.1 | 2,512 | 14 |
| 6. Whit Taylor, 1982 | 406 | 228 | 56.2 | 2,481 | 22 |
| 7. Greg Zolman, 2000 | 354 | 187 | 52.8 | 2,441 | 13 |
| 8. Kurt Page, 1984 | 350 | 203 | 58.0 | 2,405 | 16 |
| 9. Jay Cutler, 2003 | 327 | 187 | 57.2 | 2,347 | 18 |
| 10. Whit Taylor, 1981 | 357 | 209 | 58.5 | 2,318 | 13 |

CAREER PASSING YARDS

| Quarterback | Att. | Comp. | Pct. | Yards | TDs |
|-----------------------------|-------|-------|------|-------|-----|
| 1. Jay Cutler, 2002-05 | 1,242 | 710 | 57.2 | 8,697 | 59 |
| 2. Greg Zolman, 1998-2001 | 1,156 | 596 | 51.6 | 7,981 | 41 |
| 3. Whit Taylor, 1979-82 | 1,016 | 555 | 54.6 | 6,307 | 41 |
| 4. Kurt Page, 1981-84 | 936 | 531 | 56.7 | 6,233 | 35 |
| 5. Eric Jones, 1986-88 | 661 | 365 | 55.2 | 5,029 | 32 |
| 5. Jordan Rodgers, 2011-12 | 535 | 299 | 55.5 | 4,063 | 24 |
| 6. Damian Allen, 1994-97 | 699 | 307 | 43.9 | 3,704 | 17 |
| 7. John Gromos, 1985, 87-89 | 580 | 297 | 51.2 | 3,514 | 17 |
| 8. Chris Nickson, 2005-08 | 541 | 284 | 52.8 | 3,406 | 29 |
| 9. Bill Wade, 1949-51 | 437 | 201 | 46.0 | 3,397 | 31 |

CHRONOLOGICAL LIST OF 250-YARD PASSING PERFORMANCES

| Date | Quarterback | Opponent | Yards | Date | Quarterback | Opponent | Yards |
|------------|----------------------|-------------------|-------|------------|----------------|-------------------------------|-------|
| 11/1/2014 | Johnny McCrary | Old Dominion | 281 | 10/21/1989 | John Gromos | Georgia | 299 |
| 10/5/2013 | Austyn Carta-Samuels | Missouri | 338 | 9/30/1989 | John Gromos | Alabama | 324 |
| 9/28/2013 | Austyn Carta-Samuels | UAB | 334 | 11/26/1988 | Eric Jones | Tennessee | 272 |
| 8/29/2013 | Austyn Carta-Samuels | Ole Miss | 300 | 11/12/1988 | Eric Jones | Army | 287 |
| 11/10/2012 | Jordan Rodgers | Ole Miss | 279 | 11/5/1988 | Eric Jones | Kentucky | 251 |
| 11/5/2011 | Jordan Rodgers | Florida | 297 | 11/5/1988 | Eric Jones | Kentucky | 251 |
| 10/9/2010 | Larry Smith | Eastern Michigan | 253 | 10/22/1988 | Eric Jones | Ole Miss | 255 |
| 9/26/2009 | Larry Smith | Rice | 268 | 10/1/1988 | Eric Jones | Duke | 257 |
| 9/1/2007 | Chris Nickson | Richmond | 284 | 9/24/1988 | Eric Jones | Alabama | 327 |
| 11/11/2006 | Chris Nickson | Kentucky | 446 | 10/31/1987 | Eric Jones | Rutgers | 267 |
| 11/4/2006 | Chris Nickson | Florida | 298 | 9/19/1987 | Eric Jones | Duke | 342 |
| 10/28/2006 | Chris Nickson | Duke | 250 | 11/16/1985 | John Gromos | Virginia Tech | 316 |
| 11/19/2005 | Jay Cutler | Tennessee | 315 | 10/26/1985 | Tim Richardson | Ole Miss | 304 |
| 11/12/2005 | Jay Cutler | Kentucky | 395 | 9/6/1985 | Mark Wracher | Alabama | 290 |
| 11/5/2005 | Jay Cutler | Florida | 361 | 11/10/1984 | Kurt Page | Kentucky | 347 |
| 10/22/2005 | Jay Cutler | South Carolina | 339 | 9/22/1984 | Kurt Page | Kansas | 270 |
| 9/24/2005 | Jay Cutler | Richmond | 263 | 9/15/1984 | Kurt Page | Maryland | 316 |
| 9/17/2005 | Jay Cutler | Ole Miss | 314 | 11/26/1983 | Kurt Page | Tennessee | 329 |
| 9/10/2005 | Jay Cutler | Arkansas | 278 | 11/12/1983 | Kurt Page | Virginia Tech | 256 |
| 9/1/2005 | Jay Cutler | Wake Forest | 276 | 11/5/1983 | Kurt Page | Kentucky | 345 |
| 11/20/2004 | Jay Cutler | Tennessee | 314 | 10/29/1983 | Kurt Page | Memphis | 358 |
| 10/9/2004 | Jay Cutler | Rutgers | 260 | 10/15/1983 | Kurt Page | Georgia | 303 |
| 9/4/2004 | Jay Cutler | South Carolina | 270 | 10/8/1983 | Kurt Page | Florida | 261 |
| 10/25/2003 | Jay Cutler | South Carolina | 319 | 10/1/1983 | Kurt Page | Tulane | 282 |
| 10/4/2003 | Jay Cutler | Mississippi State | 295 | 9/24/1983 | Kurt Page | Alabama | 347 |
| 9/20/2003 | Jay Cutler | TCU | 250 | 9/17/1983 | Kurt Page | Iowa State | 353 |
| 12/1/2001 | Greg Zolman | Ole Miss | 286 | 12/31/1982 | Whit Taylor | Air Force (Hall of Fame Bowl) | 452 |
| 11/10/2001 | Greg Zolman | Kentucky | 441 | 11/27/1982 | Whit Taylor | Tennessee | 391 |
| 10/13/2001 | Greg Zolman | Georgia | 316 | 11/13/1982 | Whit Taylor | Virginia Tech | 252 |
| 9/8/2001 | Greg Zolman | Alabama | 253 | 10/16/1982 | Whit Taylor | Georgia | 257 |
| 8/30/2001 | Greg Zolman | Middle Tennessee | 300 | 10/9/1982 | Whit Taylor | Florida | 287 |
| 11/25/2000 | Greg Zolman | Tennessee | 258 | 11/28/1981 | Whit Taylor | Tennessee | 464 |
| 11/11/2000 | Greg Zolman | Kentucky | 263 | 10/31/1981 | Whit Taylor | Memphis | 268 |
| 10/14/2000 | Greg Zolman | Georgia | 334 | 9/19/1981 | Whit Taylor | Mississippi State | 288 |
| 9/23/2000 | Greg Zolman | Duke | 266 | 9/12/1981 | Whit Taylor | Maryland | 259 |
| 9/16/2000 | Greg Zolman | Ole Miss | 278 | 10/19/1974 | Bill Lee | Georgia | 271 |
| 9/2/2000 | Greg Zolman | Miami (Ohio) | 307 | 11/2/1962 | Henry Lesesne | Boston College | 254 |
| 11/13/1999 | Greg Zolman | Kentucky | 270 | 12/1/1951 | Bill Wade | Tennessee | 251 |
| 9/18/1999 | Greg Zolman | Ole Miss | 344 | 10/7/1950 | Bill Wade | Alabama | 297 |
| 10/24/1998 | Greg Zolman | South Carolina | 279 | 9/30/1950 | Bill Wade | Auburn | 275 |
| 10/12/1996 | Damian Allen | North Texas | 251 | | | | |

MISCELLANEOUS PASSING RECORDS

INDIVIDUAL SINGLE-GAME

| | |
|-----------------------------|---|
| Most Attempts | (66) Jay Cutler vs. Kentucky, 2005 |
| Most Completions | (39) Jay Cutler vs. Kentucky, 2005 |
| Most TD Passes | (5) Johnny McCrary, vs. Old Dominion, 2014; Jay Cutler vs. Kentucky, 2005; Bill Wade vs. Auburn, 1950 |
| Most Passes had Intercepted | (5) Hank Lesesne vs. Alabama, 1961 |
| Highest Completion Pct. | (81.8%) Hank Lesesne vs. Georgia, 1961 |

INDIVIDUAL SINGLE-SEASON (minimum of 100 pass attempts)

| | |
|-----------------------------|--|
| Most Attempts | (493) Kurt Page, 1983 |
| Most Completions | (286) Kurt Page, 1983 |
| Most TD Passes | (22) Whit Taylor, 1982 |
| Most Passes had Intercepted | (29) Kurt Page, 1983 |
| Highest Completion Pct. | (68.7%) Austyn Carta-Samuels, 2013 |
| Fewest INTs | (1 interception in 130 attempts) Mike Healey, 1990 |

INDIVIDUAL CAREER

| | |
|------------------|-------------------------------|
| Most Attempts | (1,242) Jay Cutler, 2002-2005 |
| Most Completions | (710) Jay Cutler, 2002-2005 |

| | |
|-----------------------------|-------------------------------|
| Most TD Passes | (59) Jay Cutler, 2002-2005 |
| Most Passes had Intercepted | (44) Kurt Page, 1981-84 |
| Highest Completion Pct. | (57.2%) Jay Cutler, 2002-2005 |
| Lowest Pct. of INTs | (3.01) Mike Healey, 1989-91 |

TEAM SINGLE-GAME

| | |
|-----------------------------|---|
| Most Attempts | (66) vs. Kentucky, 2005 |
| Most Completions | (39) vs. Kentucky, 2005 |
| Most TDs By Passing | (6) vs. Virginia Tech, 1982 |
| Most First Downs Passing | (20) vs. Tennessee, 1981 |
| Most Passes had Intercepted | (5) vs. Alabama, 1981; vs. Kentucky, 1983 |
| Highest Completion Pct. | (87.5%) vs. Northwestern, 1952 |
| Most Yards Gained | (464) vs. Tennessee, 1981 |

TEAM SINGLE-SEASON

| | | | |
|-------------------------|-------------|-------------------|--------------|
| Most Attempts | (519) 1983 | Most First Downs | (149) 2005 |
| Most Completions | (296) 1983 | Most Pass INTs | (31) 1983 |
| Highest Completion Pct. | (59.8) 1987 | Most Yards Gained | (3,299) 1983 |
| Most TDs By Passing | (26) 1982 | Highest Avg.-Game | (299.9) 1983 |

RECORDS: RECEIVING

Yearly Receiving Leaders

| Year | Receiver | Rec. | Yards | TDs |
|------|--------------------|------|-------|-----|
| 2014 | Steven Scheu | 39 | 525 | 4 |
| 2013 | Jordan Matthews | 112 | 1,477 | 7 |
| 2012 | Jordan Matthews | 94 | 1,323 | 8 |
| 2011 | Jordan Matthews | 41 | 778 | 5 |
| 2010 | Brandon Barden | 34 | 425 | 3 |
| 2009 | John Cole | 36 | 382 | 1 |
| 2008 | Sean Walker | 36 | 520 | 3 |
| 2007 | Earl Bennett | 75 | 830 | 5 |
| 2006 | Earl Bennett | 82 | 1,146 | 6 |
| 2005 | Earl Bennett | 79 | 876 | 9 |
| 2004 | Brandon Smith | 41 | 553 | 3 |
| 2003 | Erik Davis | 41 | 638 | 8 |
| 2002 | Dan Stricker | 44 | 620 | 6 |
| 2001 | Dan Stricker | 65 | 1,079 | 8 |
| 2000 | Dan Stricker | 61 | 994 | 5 |
| 1999 | Tavarus Hogans | 53 | 837 | 1 |
| 1998 | Tavarus Hogans | 28 | 366 | 3 |
| 1997 | Jimmy Williams | 24 | 183 | 2 |
| 1996 | Todd Yoder | 21 | 471 | 3 |
| 1995 | Sanford Ware | 34 | 402 | 1 |
| 1994 | Kenny Simon | 20 | 271 | 1 |
| 1993 | Kenny Simon | 15 | 166 | 0 |
| 1992 | Clarence Sevellian | 33 | 701 | 5 |
| 1991 | Corey Harris | 23 | 283 | 0 |
| 1990 | Clarence Sevellian | 29 | 536 | 4 |
| 1989 | Brad Gaines | 67 | 634 | 2 |
| 1988 | Boo Mitchell | 78 | 1,213 | 5 |
| 1987 | Carl Parker | 42 | 806 | 12 |
| 1986 | Everett Crawford | 40 | 517 | 2 |
| 1985 | Everett Crawford | 50 | 533 | 2 |
| 1984 | Keith Edwards | 60 | 576 | 2 |
| 1983 | Keith Edwards | 97 | 909 | 0 |
| 1982 | Allama Matthews | 61 | 797 | 14 |
| 1981 | Wamon Buggs | 54 | 778 | 4 |
| 1980 | Wamon Buggs | 37 | 448 | 0 |
| 1979 | Preston Brown | 52 | 786 | 3 |
| 1978 | Martin Cox | 40 | 674 | 3 |
| 1977 | Martin Cox | 48 | 783 | 3 |
| 1976 | Martin Cox | 38 | 738 | 3 |
| 1975 | Barry Burton | 31 | 306 | 2 |
| 1974 | Jesse Mathers | 23 | 369 | 2 |
| 1973 | Jesse Mathers | 34 | 423 | 1 |
| 1972 | Walter Overton | 20 | 317 | 2 |
| 1971 | Gary Chesley | 19 | 253 | 0 |
| 1970 | Curt Chesley | 33 | 393 | 0 |
| 1969 | Curt Chesley | 44 | 516 | 5 |
| 1968 | Curt Chesley | 48 | 543 | 0 |
| 1967 | Bob Goodridge | 79 | 1,114 | 6 |
| 1966 | Rusty Cantwell | 17 | 157 | 0 |
| 1965 | Toby Wilt | 13 | 171 | 0 |
| 1964 | Bennett Baldwin | 20 | 261 | 1 |
| 1963 | Bennett Baldwin | 15 | 176 | 1 |
| 1962 | Jeff Starling | 34 | 494 | 2 |
| 1961 | Jeff Starling | 25 | 273 | 4 |
| 1960 | Jeff Starling | 14 | 127 | 1 |
| 1959 | Tom Moore | 14 | 170 | 2 |
| 1958 | Tom Moore | 12 | 135 | 0 |
| 1957 | Phil King | 14 | 172 | 2 |
| 1956 | Bob Taylor | 12 | 187 | 1 |
| 1955 | Joe Stephenson | 11 | 204 | 1 |
| 1954 | Joe Stephenson | 16 | 352 | 1 |
| 1953 | Charles Hawkins | 19 | 269 | 2 |
| 1952 | Ben Roderick | 29 | 384 | 1 |
| 1951 | Ben Roderick | 40 | 627 | 5 |
| 1950 | Bucky Curtis | 27 | 791 | 9 |
| 1949 | Bucky Curtis | 22 | 446 | 5 |
| 1948 | Bucky Curtis | 12 | 259 | 3 |
| 1947 | John North | 11 | 197 | 1 |
| 1946 | John North | 11 | 100 | 0 |

INDIVIDUAL SINGLE-SEASON RECEPTIONS

| | Receiver | Year | Rec. | Yards | Avg. | TDs |
|------|-----------------|------|------|-------|------|-----|
| 1. | Jordan Matthews | 2013 | 112* | 1,477 | 13.2 | 7 |
| 2. | Keith Edwards | 1983 | 97 | 909 | 9.4 | 0 |
| 3. | Jordan Matthews | 2012 | 94 | 1,323 | 14.1 | 8 |
| 4. | Earl Bennett | 2006 | 82 | 1,146 | 14.0 | 6 |
| T-5. | Earl Bennett | 2005 | 79 | 876 | 11.1 | 9 |
| T-5. | Bob Goodridge | 1967 | 79 | 1,114 | 14.1 | 6 |
| 7. | Boo Mitchell | 1988 | 78 | 1,213 | 15.6 | 5 |
| 8. | Earl Bennett | 2007 | 75 | 830 | 11.1 | 5 |
| 9. | Chuck Scott | 1983 | 70 | 971 | 13.9 | 9 |
| 10. | Brad Gaines | 1989 | 67 | 634 | 9.5 | 2 |

INDIVIDUAL SINGLE-SEASON RECEIVING YARDS

| | Receiver | Year | Rec. | Yards | Avg. | TDs |
|-----|-----------------|------|------|-------|------|-----|
| 1. | Jordan Matthews | 2013 | 112* | 1,477 | 13.2 | 7 |
| 2. | Jordan Matthews | 2012 | 94 | 1,323 | 14.1 | 8 |
| 3. | Boo Mitchell | 1988 | 78 | 1,213 | 15.6 | 5 |
| 4. | Earl Bennett | 2006 | 82 | 1,146 | 14.0 | 6 |
| 5. | Bob Goodridge | 1967 | 79 | 1,114 | 14.1 | 6 |
| 6. | Dan Stricker | 2001 | 65 | 1,079 | 16.6 | 8 |
| 7. | Dan Stricker | 2000 | 61 | 994 | 16.3 | 5 |
| 8. | Chuck Scott | 1984 | 54 | 975 | 18.1 | 8 |
| 9. | Chuck Scott | 1983 | 70 | 971 | 13.9 | 9 |
| 10. | Keith Edwards | 1983 | 97 | 909 | 9.4 | 0 |

CAREER RECEPTIONS

| | Receiver | Years | Rec. | Yards | Avg. | TDs |
|-----|------------------|-------------|------|--------|------|-----|
| 1. | Jordan Matthews | 2010-13 | 262* | 3,759* | 13.4 | 24 |
| 2. | Earl Bennett | 2005-2007 | 236 | 2,852 | 12.1 | 20 |
| 3. | Keith Edwards | 1980, 82-83 | 200 | 1,757 | 8.8 | 3 |
| 4. | Boo Mitchell | 1985-88 | 188 | 2,964 | 15.8 | 9 |
| 5. | Dan Stricker | 1999-2002 | 182 | 2,880 | 15.8 | 21 |
| 6. | Chuck Scott | 1981-84 | 145 | 2,219 | 15.3 | 20 |
| 7. | Everett Crawford | 1984-87 | 143 | 1,503 | 10.5 | 4 |
| 8. | Martin Cox | 1975-78 | 132 | 2,275 | 17.2 | 9 |
| 9. | Curt Chesley | 1968-70 | 125 | 1,452 | 11.6 | 5 |
| 10. | Erik Davis | 2002-2005 | 124 | 1,767 | 14.3 | 14 |

CAREER RECEIVING YARDS

| | Receiver | Years | Rec. | Yards | Avg. | TDs |
|-----|--------------------|-------------|------|--------|------|-----|
| 1. | Jordan Matthews | 2010-13 | 262* | 3,759* | 13.4 | 24 |
| 2. | Boo Mitchell | 1985-88 | 188 | 2,964 | 15.8 | 9 |
| 3. | Dan Stricker | 1999-2002 | 182 | 2,880 | 15.8 | 21 |
| 4. | Earl Bennett | 2005-07 | 236 | 2,852 | 12.1 | 20 |
| 5. | Martin Cox | 1975-78 | 132 | 2,275 | 17.2 | 9 |
| 6. | Chuck Scott | 1981-84 | 145 | 2,219 | 15.3 | 20 |
| 7. | Clarence Sevellian | 1989-92 | 99 | 1,978 | 20.0 | 12 |
| 8. | Erik Davis | 2002-2005 | 124 | 1,767 | 14.3 | 14 |
| 9. | Keith Edwards | 1980, 82-83 | 200 | 1,757 | 8.8 | 3 |
| 10. | Carl Parker | 1983, 85-87 | 118 | 1,721 | 14.6 | 16 |

* — SEC records

SINGLE-SEASON RECEIVING LEADERS BY CLASS

| Seniors | Rec. | Juniors | Rec. | Sophomores | Rec. | Freshmen | Rec. |
|--------------------------|------|--------------------------|------|-----------------------------|------|-------------------------------|-----------|
| 1. Jordan Matthews, 2013 | 112 | 1. Keith Edwards, 1983 | 97 | 1. Earl Bennett, 2006 | 82 | 1. Earl Bennett, 2005 | 79 |
| 2. Bob Goodridge, 1967 | 79 | 2. Jordan Matthews, 2012 | 94 | 2. Dan Stricker, 2000 | 61 | 2. Gerald Mitchell, 1985 | 45 |
| 3. Boo Mitchell, 1988 | 78 | 3. Earl Bennett, 2007 | 75 | T-3. Chris Boyd, 2012 | 50 | 3. John Cole, 2009 | 36 |
| 4. Allama Matthews, 1982 | 61 | 4. Chuck Scott, 1983 | 70 | T-3. Everett Crawford, 1985 | 50 | 4. Jesse Mathers, 1973 | 34 |
| 5. Keith Edwards, 1984 | 60 | 5. Brad Gaines, 1988 | 67 | 5. Martin Cox, 1977 | 48 | 5. Chris Boyd, 2011 | 31 |
| 6. Norman Jordan, 1982 | 56 | 6. Dan Stricker, 2001 | 65 | T-6. Carl Parker, 1985 | 45 | T-6. C.J. Duncan, 2014 | 28 |
| T-7. Wamon Buggs, 1981 | 54 | 7. Allama Matthews, 1981 | 50 | T-6. Corey Harris, 1989 | 45 | T-6. Brandon Barden, 2008 | 28 |
| T-7. Chuck Scott, 1984 | 54 | 8. Norman Jordan, 1981 | 49 | 8. Keith Edwards, 1982 | 43 | 8. Jonathan Krause, 2010 | 24 |
| 9. Tavarus Hogans, 1999 | 53 | 9. Curt Chesley, 1969 | 44 | T-9. Erik Davis, 2003 | 41 | 9. Jimmy Williams, 1997 | 23 |
| 10. Preston Brown, 1979 | 52 | 10. Ernie Goolsby, 1981 | 42 | T-9. Jordan Matthews, 2011 | 41 | 10. Jason Mathenia, 2001 | 22 |

RECORDS: RECEIVING

CHRONOLOGICAL LIST OF 100-YARD RECEIVING PERFORMANCES

| Date | Player | Opponent | Yards | Date | Player | Opponent | Yards |
|------------|---------------------|-------------------|-------|------------|---------------------|-------------------|-------|
| 10/11/2014 | C.J. Duncan | Charleston So. | 119 | 9/29/1990 | Clarence Seavillian | Alabama | 131 |
| 1/4/2014 | Jordan Matthews | Houston | 143 | 11/11/1989 | Corey Harris | Kentucky | 110 |
| 11/30/2013 | Jordan Matthews | Wake Forest | 125 | 10/21/1989 | Brad Gaines | Georgia | 168 |
| 11/23/2013 | Jordan Matthews | Tennessee | 133 | 9/30/1989 | Corey Harris | Alabama | 147 |
| 11/16/2013 | Jordan Matthews | Kentucky | 141 | 9/23/1989 | Corey Harris | Ohio | 105 |
| 10/5/2013 | Jordan Matthews | Missouri | 123 | 11/26/1988 | Boo Mitchell | Tennessee | 140 |
| 9/28/2013 | Jordan Matthews | UAB | 115 | 10/8/1988 | Boo Mitchell | Georgia | 129 |
| 9/28/2013 | Jonathan Krause | UAB | 108 | 10/1/1988 | Boo Mitchell | Duke | 138 |
| 9/21/2013 | Jonathan Krause | UMass | 105 | 9/24/1988 | Boo Mitchell | Alabama | 159 |
| 9/14/2013 | Jordan Matthews | South Carolina | 106 | 9/17/1988 | Boo Mitchell | Rutgers | 104 |
| 9/7/2013 | Jordan Matthews | Austin Peay | 111 | 9/10/1988 | Boo Mitchell | Mississippi State | 144 |
| 8/29/2013 | Jordan Matthews | Ole Miss | 178 | 11/21/1987 | Carl Parker | Maryland | 115 |
| 11/24/2012 | Jordan Matthews | Wake Forest | 144 | 11/7/1987 | Carl Parker | Kentucky | 169 |
| 11/17/2012 | Jordan Matthews | Tennessee | 115 | 9/26/1987 | Boo Mitchell | Alabama | 143 |
| 11/10/2012 | Jordan Matthews | Ole Miss | 153 | 9/19/1987 | Carl Parker | Duke | 177 |
| 10/27/2012 | Jordan Matthews | UMass | 112 | 11/16/1985 | Carl Parker | Virginia Tech | 133 |
| 10/13/2012 | Jordan Matthews | Florida | 131 | 11/9/1985 | Everett Crawford | Kentucky | 119 |
| 9/22/2012 | Chris Boyd | Georgia | 110 | 10/26/1985 | Tony Pearcey | Ole Miss | 116 |
| 9/22/2012 | Jordan Matthews | Georgia | 119 | 10/5/1985 | Boo Mitchell | Tulane | 100 |
| 8/30/2012 | Jordan Matthews | South Carolina | 147 | 9/14/1985 | Boo Mitchell | Kansas | 184 |
| 10/29/2011 | Jordan Matthews | Arkansas | 151 | 12/1/1984 | Chuck Scott | Tennessee | 121 |
| 11/5/2011 | Jordan Matthews | Florida | 170 | 11/10/1984 | Keith Edwards | Kentucky | 147 |
| 11/12/2011 | Jordan Matthews | Kentucky | 131 | 1/10/1984 | Chuck Scott | Kentucky | 113 |
| 10/9/2010 | John Cole | Eastern Michigan | 103 | 10/6/1984 | Chuck Scott | Tulane | 145 |
| 10/18/2008 | Sean Walker | Duke | 138 | 9/15/1984 | Chuck Scott | Maryland | 162 |
| 9/15/2007 | Earl Bennett | Ole Miss | 100 | 11/12/1983 | Chuck Scott | Virginia Tech | 151 |
| 9/1/2007 | Earl Bennett | Richmond | 223 | 11/5/1983 | Chuck Scott | Kentucky | 146 |
| 11/11/2006 | Earl Bennett | Kentucky | 220 | 10/29/1983 | Keith Edwards | Memphis | 130 |
| 11/4/2006 | Marlon White | Florida | 121 | 10/15/1983 | Keith Edwards | Georgia | 141 |
| 11/4/2006 | Earl Bennett | Florida | 157 | 10/8/1983 | Keith Edwards | Florida | 124 |
| 10/28/2006 | Earl Bennett | Duke | 184 | 9/24/1983 | Chuck Scott | Alabama | 159 |
| 10/7/2006 | Earl Bennett | Ole Miss | 179 | 12/31/1982 | Norman Jordan | Air Force | 173 |
| 11/19/2005 | Earl Bennett | Tennessee | 167 | 11/27/1982 | Phil Roach | Tennessee | 144 |
| 11/12/2005 | George Smith | Kentucky | 110 | 11/27/1982 | Chuck Scott | Tennessee | 118 |
| 11/5/2005 | Erik Davis | Florida | 127 | 10/9/1982 | Allama Matthews | Florida | 102 |
| 10/22/2005 | Earl Bennett | South Carolina | 204 | 9/25/1982 | Allama Matthews | Alabama | 152 |
| 9/24/2005 | Earl Bennett | Richmond | 124 | 11/28/1981 | Norman Jordan | Tennessee | 101 |
| 9/17/2005 | Erik Davis | Ole Miss | 107 | 11/28/1981 | Allama Matthews | Tennessee | 177 |
| 9/10/2005 | Erik Davis | Arkansas | 110 | 10/7/1981 | Wamon Buggs | Georgia | 139 |
| 11/20/2004 | Brandon Smith | Tennessee | 160 | 9/19/1981 | Wamon Buggs | Mississippi State | 102 |
| 11/20/2004 | Marlon White | Tennessee | 118 | 9/19/1981 | Allama Matthews | Mississippi State | 118 |
| 10/9/2004 | Brandon Smith | Rutgers | 150 | 10/27/1979 | Preston Brown | Ole Miss | 175 |
| 10/25/2003 | Erik Davis | South Carolina | 103 | 10/20/1979 | Preston Brown | Georgia | 125 |
| 10/4/2003 | Brandon Smith | Mississippi State | 124 | 10/6/1979 | Preston Brown | Tulane | 108 |
| 8/30/2003 | Erik Davis | Ole Miss | 138 | 11/4/1978 | Martin Cox | Memphis | 116 |
| 10/19/2002 | Dan Stricker | Georgia | 109 | 9/30/1978 | Martin Cox | Alabama | 133 |
| 9/21/2002 | M.J. Garrett | Ole Miss | 128 | 11/12/1977 | Martin Cox | Air Force | 105 |
| 9/7/2002 | Dan Stricker | Furman | 132 | 11/27/1976 | Martin Cox | Tennessee | 105 |
| 12/1/2001 | Dan Stricker | Ole Miss | 169 | 11/13/1976 | Martin Cox | Air Force | 104 |
| 10/10/2001 | Dan Stricker | Kentucky | 204 | 11/6/1976 | Martin Cox | Kentucky | 105 |
| 10/10/2001 | Rodney Williams | Kentucky | 102 | 10/2/1976 | Bill Kemp | Tulane | 105 |
| 10/27/2001 | Dan Stricker | Duke | 101 | 12/1/1973 | Barry Burton | Tennessee | 105 |
| 10/13/2001 | Dan Stricker | Georgia | 137 | 9/22/1973 | Doug Martin | Mississippi State | 114 |
| 8/30/2001 | M.J. Garrett | MTSU | 219 | 10/24/1970 | Karl Weiss | Ole Miss | 107 |
| 11/25/2000 | Dan Stricker | Tennessee | 114 | 10/19/1968 | Curtis Chesley | Georgia | 109 |
| 10/21/2000 | Dan Stricker | South Carolina | 117 | 9/28/1968 | Curtis Chesley | Army | 128 |
| 9/23/2000 | Dan Stricker | Duke | 147 | 9/21/1968 | Curtis Chesley | VMI | 123 |
| 9/16/2000 | Dan Stricker | Ole Miss | 144 | 12/2/1967 | Bob Goodridge | Tennessee | 105 |
| 9/9/2000 | Dan Stricker | Alabama | 121 | 11/18/1967 | Bob Goodridge | Navy | 201 |
| 11/13/1999 | Tavarus Hogans | Kentucky | 144 | 10/28/1967 | Bob Goodridge | Florida | 106 |
| 11/6/1999 | Tavarus Hogans | Florida | 153 | 10/14/1967 | Bob Goodridge | Alabama | 130 |
| 9/25/1999 | Tavarus Hogans | Duke | 113 | 9/30/1967 | Bob Goodridge | William & Mary | 177 |
| 9/18/1999 | Tavarus Hogans | Ole Miss | 178 | 11/17/1962 | Marion Starling | Tulane | 106 |
| 10/31/1998 | Anthony Jones | Duke | 108 | 11/1/1952 | Malcolm Cook | Washington & Lee | 125 |
| 10/12/1996 | Todd Yoder | North Texas | 106 | 10/18/1952 | Malcolm Cook | Florida | 109 |
| 9/21/1996 | Todd Yoder | Ole Miss | 122 | 11/3/1951 | Ben Roderick | Chattanooga | 111 |
| 11/11/1995 | Sanford Ware | Louisiana Tech | 101 | 11/3/1950 | Bucky Curtis | Arkansas | 163 |
| 11/28/1992 | Clarence Seavillian | Tennessee | 222 | 10/21/1950 | Bucky Curtis | Florida | 120 |
| 9/12/1992 | Clarence Seavillian | Duke | 104 | 10/7/1950 | Bucky Curtis | Alabama | 196 |
| 10/12/1991 | Corey Harris | Auburn | 107 | 9/23/1950 | Bucky Curtis | MTSU | 120 |
| 11/17/1990 | Mark Johnson | Army | 100 | | | | |



JORDAN MATTHEWS

Matthews established new SEC records with 112 catches in a season, 262 career receptions and 3,749 receiving yards.



EARL BENNETT

Bennett posted 236 career catches, 2,852 receiving yards and 20 touchdowns during a three-year career (2005-07).

SINGLE-GAME RECEIVING YARDS

| Yards | Receiver | Opponent | Date |
|-------|---------------------|--------------------|------------|
| 223 | Earl Bennett | Richmond | 9/1/2007 |
| 222 | Clarence Seavillian | vs. Tennessee | 11/28/1992 |
| 220 | Earl Bennett | at Kentucky | 11/11/2006 |
| 219 | M.J. Garrett | vs. MTSU | 8/30/2001 |
| 204 | Earl Bennett | at So. Carolina | 10/22/2005 |
| 204 | Dan Stricker | at Duke | 10/27/2001 |
| 201 | Bob Goodridge | at Navy | 11/18/1967 |
| 196 | Bucky Curtis | at Alabama | 10/7/1950 |
| 184 | Earl Bennett | at Duke | 10/28/2006 |
| 184 | Boo Mitchell | at Kansas | 9/14/1985 |
| 179 | Earl Bennett | at Ole Miss | 10/7/2006 |
| 178 | Jordan Matthews | vs. Ole Miss | 8/29/2013 |
| 178 | Tavarus Hogans | vs. Ole Miss | 10/2/1999 |
| 177 | Bob Goodridge | vs. William & Mary | 9/30/1967 |
| 177 | Allama Matthews | at Tennessee | 11/28/1981 |
| 177 | Carl Parker | at Duke | 9/19/1987 |

TOUCHDOWNS

| Career | | |
|---------------|--------------------------|----|
| 1. | Jordan Matthews, 2010-13 | 24 |
| 2. | Dan Stricker, 1909-2002 | 21 |
| T-3. | Earl Bennett, 2005-07 | 20 |
| T-3. | Chuck Scott, 1981-84 | 20 |
| 5. | Allama Matthews, 1981-82 | 18 |
| Single Season | | |
| 1. | Allama Matthews, 1982 | 14 |
| 2. | Carl Parker, 1987 | 12 |
| T-3. | Bucky Curtis, 1950 | 9 |
| T-3. | Chuck Scott, 1983 | 9 |
| T-3. | Earl Bennett, 2005 | 9 |
| T-6. | Jordan Matthews, 2012 | 8 |
| T-6. | Chris Boyd, 2011 | 8 |
| T-6. | Chuck Scott, 1984 | 8 |
| T-6. | Dan Stricker, 2001 | 8 |
| T-6. | Erik Davis, 2003 | 8 |

MISCELLANEOUS RECEIVING RECORDS

INDIVIDUAL SINGLE GAME

| | |
|--------------------------------|---|
| Most Receptions | (20) Norman Jordan, vs. Air Force, Hall of Fame Bowl, 1982 |
| Most Receiving Yards | (223) Earl Bennett, vs. Richmond, 2007 |
| Most TD Receptions | (5) Earl Bennett, vs. Kentucky, 2005 * |
| Highest Avg. Per Rec. (min. 5) | (37.0 yds) Clarence Seavillian, vs. Tennessee, 1992 (6 for 222 yds) |

INDIVIDUAL SINGLE-SEASON

| | |
|----------------------|------------------------------|
| Most Receptions | 112, Jordan Matthews, 2013 * |
| Most Receiving Yards | 1,477, Jordan Matthews, 2013 |
| Most TD Receptions | (14) Allama Matthews, 1982 |

INDIVIDUAL CAREER

| | |
|----------------------|-----------------------------------|
| Most Receptions | 262, Jordan Matthews, 2010-13 * |
| Most Receiving Yards | 3,759, Jordan Matthews, 2010-13 * |
| Most TD Receptions | 24, Jordan Matthews, 2010-13 |

*Equals or Sets SEC record

RECORDS: PUNT RETURNS


Yearly Punt Return Leaders

| Year | Returner | No. | Yards | Avg. |
|------|------------------|-----|-------|------|
| 2014 | Trey Ellis | 9 | 49 | 5.4 |
| 2013 | Jonathan Krause | 18 | 64 | 3.6 |
| 2012 | Jonathan Krause | 25 | 281 | 11.2 |
| 2011 | Jonathan Krause | 19 | 78 | 4.1 |
| 2010 | John Cole | 18 | 143 | 7.9 |
| 2009 | Alex Washington | 25 | 118 | 4.7 |
| 2008 | D.J. Moore | 17 | 244 | 14.4 |
| 2007 | Alex Washington | 25 | 165 | 6.6 |
| 2006 | Alex Washington | 10 | 56 | 5.6 |
| 2005 | Earl Bennett | 12 | 76 | 6.3 |
| 2004 | Dominique Morris | 11 | 82 | 7.5 |
| 2003 | Ronald Hatcher | 36 | 298 | 8.3 |
| 2002 | Grant Brigham | 11 | 47 | 4.3 |
| 2001 | Ronald Hatcher | 15 | 107 | 7.1 |
| 2000 | Ronald Hatcher | 23 | 216 | 9.4 |
| 1999 | Jimmy Williams | 38 | 285 | 7.5 |
| 1998 | Alvin Duke | 14 | 144 | 10.3 |
| 1997 | Alvin Duke | 32 | 277 | 8.7 |
| 1996 | Alvin Duke | 33 | 305 | 9.2 |
| 1995 | Sanford Ware | 25 | 197 | 7.8 |
| 1994 | Sanford Ware | 21 | 81 | 3.9 |
| 1993 | Jeff Brothers | 13 | 68 | 5.2 |
| 1992 | Jeff Brothers | 20 | 246 | 12.3 |
| 1991 | Robert Davis | 18 | 113 | 6.3 |
| 1990 | Corey Harris | 9 | 27 | 3.0 |
| 1989 | Corey Harris | 23 | 209 | 9.1 |
| 1988 | Derrick Payne | 15 | 61 | 4.1 |
| 1987 | Carl Parker | 10 | 49 | 4.9 |
| 1986 | Thanh Anderson | 23 | 107 | 4.7 |
| 1985 | Mike MacIntyre | 18 | 39 | 2.2 |
| 1984 | Manuel Young | 19 | 93 | 4.9 |
| 1983 | Rick Risser | 8 | 68 | 8.5 |
| 1982 | Manuel Young | 24 | 163 | 6.8 |
| 1981 | Manuel Young | 27 | 163 | 6.8 |
| 1980 | Manuel Young | 6 | 38 | 6.3 |
| 1979 | Mark Brown | 16 | 46 | 2.9 |
| 1978 | Preston Brown | 6 | 101 | 16.8 |
| 1977 | Preston Brown | 21 | 137 | 6.5 |
| 1976 | Preston Brown | 16 | 213 | 13.3 |
| 1975 | Jay Chesley | 25 | 178 | 7.1 |
| 1974 | Jay Chesley | 12 | 123 | 10.3 |
| 1973 | Phil Atter | 11 | 91 | 8.3 |
| 1972 | Walter Overton | 24 | 200 | 8.3 |
| 1971 | Walter Overton | 21 | 202 | 9.6 |
| 1970 | Curt Chesley | 12 | 76 | 6.3 |
| 1969 | Watson Brown | 5 | 79 | 15.8 |
| 1968 | Doug Mathews | 30 | 354 | 11.8 |
| 1967 | Bob Goodridge | 13 | 82 | 6.3 |
| 1966 | Bernie Kemple | 4 | 23 | 5.8 |
| 1965 | Chuck Boyd | 8 | 113 | 14.1 |
| 1964 | Steve Bevil | 7 | 90 | 12.6 |
| 1963 | Toby Wilt | 11 | 94 | 8.5 |
| 1962 | Terrell Dye | 9 | 70 | 7.8 |
| 1961 | Thom Garden | 9 | 71 | 7.8 |
| 1960 | Ed Creagh | 18 | 106 | 5.9 |
| 1959 | Dillon Johnston | 10 | 100 | 10.0 |
| 1958 | David Ray | 10 | 299 | 19.9 |
| 1957 | Phil King | 8 | 99 | 12.4 |
| 1956 | Phil King | 20 | 247 | 12.4 |
| 1955 | Charley Horton | 21 | 220 | 10.5 |
| 1954 | Charley Horton | 13 | 172 | 13.2 |
| 1953 | Charley Horton | 5 | 116 | 23.2 |
| 1952 | Charley Horton | 8 | 169 | 21.1 |
| 1951 | Richard Foster | 14 | 123 | 8.8 |
| 1950 | Richard Foster | 7 | 89 | 12.7 |
| 1949 | Lee Nalley | 35 | 498 | 14.2 |
| 1948 | Lee Nalley | 43 | 791 | 18.4 |
| 1947 | Lee Nalley | 34 | 419 | 12.3 |
| 1946 | J.P. Moore | 32 | 643 | 20.1 |



JONATHAN KRAUSE

Krause returned two punts for touchdowns in 2012, becoming the first Commodore to do so in one season since 1968.



LEE NALLEY

Nalley held both team and NCAA records. He returned five punts for touchdowns, averaging 15.3 yards on 112 career returns.

SINGLE-SEASON PUNT RETURN AVG.

| Name (Min: 200 ret. yards) | No. | Yards | Avg. | TDs |
|----------------------------|-----|-------|------|-----|
| 1. Lee Nalley, 1948 | 43 | 791 | 18.4 | 3 |
| 2. D.J. Moore, 2008 | 17 | 244 | 14.4 | 0 |
| 3. Lee Nalley, 1949 | 35 | 498 | 14.2 | 1 |
| 4. Phil King, 1956 | 20 | 247 | 12.4 | 1 |
| 5. Lee Nalley, 1947 | 34 | 419 | 12.3 | 1 |
| 6. Doug Matthews, 1968 | 30 | 354 | 11.8 | 2 |
| 7. Jonathan Krause, 2012 | 25 | 281 | 11.2 | 2 |
| 8. Alvin Duke, 1996 | 33 | 305 | 9.2 | 1 |
| 9. Alvin Duke, 1997 | 32 | 277 | 8.7 | 0 |
| 10. Ronald Hatcher, 2003 | 36 | 298 | 8.3 | 0 |

CAREER PUNT RETURN YARDS

| Name | No. | Yards | Avg. | TDs |
|-----------------------------|-----|-------|------|-----|
| 1. Lee Nalley, 1947-49 | 112 | 1,708 | 15.3 | 5 |
| 2. Alvin Duke, 1996-98 | 79 | 726 | 9.2 | 1 |
| 3. Charley Horton, 1952-55 | 47 | 677 | 14.4 | 3 |
| 4. Ronald Hatcher, 2000-03 | 76 | 647 | 8.5 | 0 |
| 5. Preston Brown, 1976-79 | 59 | 497 | 10.6 | 2 |
| 6. Doug Matthews, 1968-69 | 43 | 424 | 9.9 | 2 |
| 7. Jonathan Krause, 2010-13 | 61 | 423 | 6.9 | 2 |
| 7. Jimmy Williams, 1997-00 | 53 | 403 | 7.6 | 1 |
| 8. Walter Overton, 1971-72 | 45 | 402 | 8.9 | 1 |
| 10. Manuel Young, 1981-84 | 59 | 363 | 6.2 | 0 |

MISC. PUNT RETURN RECORDS

INDIVIDUAL SINGLE-GAME

Most Punt Returns (8) J.P. Moore, vs. Florida, 1946
 Lee Nalley, vs. Ole Miss, 1948
 Most Return Yards (203) Lee Nalley, vs. Kentucky, 1948

INDIVIDUAL SINGLE-SEASON

Most Punt Returns (43) Lee Nalley, 1948
 Highest Return Avg. 19.9 (10 for 199) David Ray, 1958
 Most TDs - Punt Returns (3) Lee Nalley, 1948

INDIVIDUAL CAREER

Most Punt Returns 112) Lee Nalley, 1947-49
 Most TDs - Punt Returns (5) Lee Nalley
 Highest Avg. Per Return (min. 25) (15.3) Lee Nalley

TEAM SINGLE-GAME

Most Punts Returned (11) N.C. State, 1946
 Most Yards Returned (203) Kentucky, 1948
 Avg. Gain Per Return 33.8 (6 for 203) Kentucky, 1948

TEAM SINGLE-SEASON

Most Punts Returned 907 (55 attempts) 1948
 Highest Avg. Per Return (16.5) 1948
 Most TDs On Punt Returns (3) 1948

CHRONOLOGICAL LIST OF PUNT RETURNS FOR TOUCHDOWNS

| Date | Player | Opponent | Yards | Date | Player | Opponent | Yards | Date | Player | Opponent | Yards |
|------------|-----------------|--------------|------------|------------|----------------|-------------|-------|------------|----------------|--------------|-------|
| 11/24/2012 | Jonathan Krause | Wake Forest | 83 | 9/16/1978 | Preston Brown | Arkansas | 90 | 10/27/1956 | Phil King | MTSU | 93 |
| 11/24/2012 | Casey Hughes | Wake Forest | 0 (block) | 10/23/1976 | Preston Brown | Air Force | 84 | 11/5/1955 | Charley Horton | Kentucky | 62 |
| 9/15/2012 | Jonathan Krause | UMass | 40 | 9/25/1971 | Walter Overton | Miss. State | 57 | 9/26/1953 | Charley Horton | Pennsylvania | 87 |
| 11/6/2010 | Javon Marshall | Florida | 4 (block) | 11/7/1969 | Watson Brown | Kentucky | 62 | 11/7/1952 | Charley Horton | Miami (Fla.) | 58 |
| 11/4/2000 | Matt Stewart | Florida | 24 (block) | 11/22/1968 | Doug Mathews | Davidson | 89 | 10/29/1949 | Lee Nalley | Auburn | 60 |
| 9/11/1999 | Jimmy Williams | No. Illinois | 65 | 9/21/1968 | Doug Mathews | VMI | 72 | 12/3/1948 | Lee Nalley | Miami (Fla.) | 59 |
| 9/14/1996 | Alvin Duke | Alabama | 88 | 10/30/1965 | Steve Bevil | Tulane | 67 | 10/29/1948 | Lee Nalley | Auburn | 52 |
| 9/18/1993 | Gabe Banks | Ole Miss | Block | 10/9/1965 | Chuck Boyd | Alabama | 69 | 10/16/1948 | Lee Nalley | Kentucky | 88 |
| 10/21/1989 | Corey Harris | Georgia | 60 | 11/7/1964 | Steve Bevil | Kentucky | 72 | 11/14/1947 | Lee Nalley | Miami (Fla.) | 88 |
| 11/22/1980 | Tom Burson | Chattanooga | 46 | 11/16/1958 | William Smith | Florida | 53 | | | | |
| 12/2/1979 | Lyle Kilpatrick | Tennessee | 5 (block) | 9/20/1958 | David Ray | Missouri | 81 | | | | |

RECORDS: KICK RETURNS

Yearly Kick Return Leaders

| Year | Returner | No. | Yards | Avg. |
|------|--------------------|-----|-------|------|
| 2014 | Darrius Sims | 31 | 760 | 24.5 |
| 2013 | Darrius Sims | 25 | 571 | 22.8 |
| 2012 | Brian Kimbrow | 22 | 486 | 22.1 |
| 2011 | Andre Hal | 31 | 738 | 23.8 |
| 2010 | Warren Norman | 22 | 558 | 25.4 |
| 2009 | Warren Norman | 40 | 1,050 | 26.2 |
| 2008 | D.J. Moore | 21 | 407 | 19.4 |
| 2007 | D.J. Moore | 32 | 823 | 25.7 |
| 2006 | Alex Washington | 19 | 364 | 19.2 |
| 2005 | Earl Bennett | 19 | 405 | 21.3 |
| 2004 | Kwane Doster | 30 | 575 | 19.2 |
| 2003 | Kwane Doster | 26 | 568 | 21.8 |
| 2002 | Kwane Doster | 24 | 616 | 25.7 |
| 2001 | Ronald Hatcher | 29 | 595 | 20.5 |
| 2000 | Ray Perkins | 14 | 344 | 24.6 |
| 1999 | Jimmy Williams | 17 | 376 | 22.1 |
| 1998 | Jimmy Williams | 29 | 678 | 23.4 |
| 1997 | Jimmy Williams | 20 | 476 | 23.8 |
| 1996 | Corey Chavous | 16 | 394 | 24.6 |
| 1995 | Cliff Deese | 22 | 473 | 21.5 |
| 1994 | Gabe Banks | 26 | 469 | 18.0 |
| 1993 | Tony Jackson | 31 | 753 | 24.3 |
| 1992 | Tony Jackson | 32 | 794 | 24.8 |
| 1991 | Corey Harris | 22 | 445 | 20.2 |
| 1990 | Mark Johnson | 25 | 525 | 21.0 |
| 1989 | Corey Harris | 20 | 484 | 24.2 |
| 1988 | Mark Johnson | 27 | 521 | 19.3 |
| 1987 | Mark Johnson | 28 | 635 | 22.7 |
| 1986 | Mark Johnson | 27 | 582 | 21.6 |
| 1985 | Clay Parker | 19 | 409 | 21.5 |
| 1984 | Kenny Weatherspoon | 17 | 337 | 19.8 |
| 1983 | Clay Parker | 17 | 368 | 21.6 |
| 1982 | Clay Parker | 15 | 341 | 22.7 |
| 1981 | Clay Parker | 13 | 270 | 20.8 |
| 1980 | James Williams | 19 | 446 | 23.5 |
| 1979 | Lucius High | 15 | 313 | 20.9 |
| 1978 | Terry Potter | 8 | 152 | 19.0 |
| 1977 | Preston Brown | 24 | 438 | 18.3 |
| 1976 | Preston Brown | 17 | 380 | 22.4 |
| 1975 | Martin Cox | 19 | 462 | 24.3 |
| 1974 | Ed Parrish | 12 | 264 | 22.0 |
| 1973 | Doug Nettles | 20 | 437 | 21.9 |
| 1972 | Doug Nettles | 23 | 566 | 24.6 |
| 1971 | Doug Nettles | 22 | 447 | 20.3 |
| 1970 | Jeff Peebles | 33 | 646 | 19.6 |
| 1969 | Doug Mathews | 26 | 607 | 23.3 |
| 1968 | Dave Strong | 17 | 348 | 20.4 |
| 1967 | Dave Strong | 28 | 577 | 20.6 |
| 1966 | Rusty Cantwell | 17 | 405 | 23.8 |
| 1965 | Toby Wilt | 16 | 337 | 21.0 |
| 1964 | Toby Wilt | 13 | 307 | 23.6 |
| 1963 | Toby Wilt | 14 | 289 | 20.6 |
| 1962 | Arthur Guepe | 10 | 224 | 22.4 |
| 1961 | Steve Shaw | 7 | 162 | 23.1 |
| 1960 | Ed Creagh | 11 | 248 | 22.5 |
| 1959 | Tom Moore | 9 | 210 | 23.3 |
| 1958 | Tom Moore | 4 | 106 | 26.5 |
| 1957 | Phil King | 8 | 240 | 30.0 |
| 1956 | Gerald Hudson | 5 | 101 | 20.2 |
| 1955 | Charley Horton | 8 | 156 | 19.5 |
| 1954 | Charley Horton | 5 | 113 | 22.6 |
| 1953 | Charley Horton | 15 | 284 | 18.9 |
| 1952 | William Stack | 7 | 143 | 20.4 |
| 1951 | Richard Foster | 7 | 181 | 25.9 |
| 1950 | Mac Robinson | 10 | 182 | 18.2 |
| 1949 | Lee Nalley | 8 | 226 | 28.3 |
| 1948 | Herb Rich | 6 | 166 | 27.7 |
| 1947 | Bobby Berry | 6 | 135 | 22.5 |
| 1946 | J.P. Moore | 5 | 161 | 32.2 |



WARREN NORMAN

As a freshman in 2009, Norman tied the SEC record by returning three kicks for touchdowns.



KWANE DOSTER

As a freshman in 2002, Doster set a SEC single-season record with 243 kickoff returns against Ole Miss.

LONGEST KICK RETURNS

| Yards | Player | Opponent | Year |
|-------|----------------|--------------------|------|
| 100 | Darrius Sims | vs. South Carolina | 2014 |
| 100 | Preston Brown | at Ole Miss | 1977 |
| 99 | Warren Norman | at South Carolina | 2009 |
| 97 | Tony Jackson | vs. Duke | 1992 |
| 97 | Lee Nalley | at Florida | 1949 |
| 96 | Jimmy Williams | at Kentucky | 1998 |
| 96 | Andre Hal | vs. Georgia | 2011 |
| 95 | Kwane Doster | at Ole Miss | 2002 |
| 95 | Doug Nettles | at Virginia | 1971 |
| 94 | Jack Hudson | vs. Virginia | 1955 |
| 92 | Mark Johnson | at Tulane | 1987 |
| 91 | Darrius Sims | vs. South Carolina | 2014 |

SINGLE-SEASON KICK RETURN AVG.

| Returner (Min: 10) | No. | Yards | Avg. | TDs |
|--------------------------|-----|-------|------|-----|
| 1. Warren Norman, 2009 | 40 | 1,050 | 26.2 | 3 |
| T-2. D.J. Moore, 2007 | 32 | 823 | 25.7 | 0 |
| T-2. Kwane Doster, 2002 | 24 | 616 | 25.7 | 0 |
| 4. Warren Norman, 2010 | 22 | 558 | 25.4 | 0 |
| 5. Tony Jackson, 1992 | 32 | 794 | 24.8 | 1 |
| T-6. Ray Perkins, 2000 | 14 | 344 | 24.6 | 0 |
| T-6. Corey Chavous, 1996 | 16 | 394 | 24.6 | 0 |
| T-6. Doug Nettles, 1972 | 23 | 566 | 24.6 | 0 |
| 9. Darrius Sims, 2014 | 31 | 760 | 24.5 | 2 |
| T-9. Tony Jackson, 1993 | 31 | 753 | 24.3 | 0 |

CAREER KICK RETURN YARDAGE

| Returner | No. | Yards | Avg. | TDs |
|-----------------------------|-----|-------|------|-----|
| 1. Mark Johnson, 1986-90 | 107 | 2,263 | 21.1 | 1 |
| 2. Tony Jackson, 1989-93 | 85 | 2,004 | 23.6 | 1 |
| 3. Kwane Doster, 2002-04 | 80 | 1,759 | 22.0 | 0 |
| 4. Jimmy Williams, 1997-00 | 73 | 1,677 | 22.8 | 1 |
| 5. Warren Norman, 2009-13 | 64 | 1,640 | 25.3 | 3 |
| 6. Corey Harris, 1988-91 | 74 | 1,614 | 21.8 | 0 |
| 7. Preston Brown, 1976-79 | 80 | 1,497 | 18.7 | 1 |
| 8. Doug Nettles, 1971-73 | 65 | 1,450 | 22.3 | 1 |
| 9. Clay Parker, 1981-82, 85 | 64 | 1,388 | 21.7 | 0 |
| 10. Darrius Sims, 2013- | 56 | 1,331 | 23.8 | 2 |

KICK RETURNS FOR TOUCHDOWNS

| Date | Returner | Opponent | Yards |
|------------|----------------|--------------------|-------|
| 9/20/2014 | Darrius Sims | vs. South Carolina | 100 |
| 9/20/2014 | Darrius Sims | vs. South Carolina | 91 |
| 10/15/2011 | Andre Hal | vs. Georgia | 96 |
| 10/31/2009 | Warren Norman | vs. Georgia Tech | 80 |
| 10/24/2009 | Warren Norman | at South Carolina | 99 |
| 10/10/2009 | Warren Norman | at Army | 76 |
| 11/13/1998 | Jimmy Williams | at Kentucky | 96 |
| 9/12/1992 | Tony Jackson | vs. Duke | 97 |
| 10/3/1987 | Mark Johnson | at Tulane | 92 |
| 10/22/1977 | Preston Brown | at Ole Miss | 100 |
| 10/2/1971 | Doug Nettles | at Virginia | 95 |
| 10/29/1955 | Jack Hudson | vs. Virginia | 94 |
| 10/15/1949 | Lee Nalley | at Florida | 96 |

MISCELLANEOUS KICK RETURN RECORDS

INDIVIDUAL SINGLE-GAME

Most Kick Returns for TDs **2, Darrius Sims, vs. So. Carolina, 2014**
 Most Kick Returns (8) 4x, most recently by Kwane Doster, at Ole Miss, 2002
 Most Kickoff Return Yardage (243) Kwane Doster, at Ole Miss, 2002

INDIVIDUAL SINGLE-SEASON

Most Kickoff Returns (40) Warren Norman, 2009
 Most Kickoff Return Yards (1,050) Warren Norman, 2009
 Most Kickoff Returns for Touchdown (3) Warren Norman, 2009
 Highest Return Avg. Warren Norman, 2009 (26.2, 40 for 1,050 yds.)

TEAM SINGLE-GAME

Most Kickoffs Returned (9) Alabama, 1990; Auburn, 1990
 Most Yards Returned (266, 7 returns) South Carolina, 2014

TEAM SINGLE-SEASON

Most Kickoffs Returned (58) 1990
 Most Yards Returned (1,194) 1987

INDIVIDUAL CAREER

Most Kickoff Returns (107) Mark Johnson, 1986-88, 1990
 Average Per Return (min. 25) 25.3 Warren Norman, 2009-11

RECORDS: FIELD GOALS

Yearly Field Goal Leaders

| Year | Kicker | FG-FGA | Pct. | Long |
|------|--------------------|--------|-------|----------|
| 2014 | Tommy Openshaw | 8-11 | 72.7 | 48 |
| 2013 | Carey Spear | 15-19 | 78.9 | 54 |
| 2012 | Carey Spear | 20-24 | 83.3 | 52 |
| 2011 | R. Fowler/C. Spear | 4-7 | 66.7 | 37 (ea.) |
| 2010 | Ryan Fowler | 8-13 | 61.5 | 31 |
| 2009 | Ryan Fowler | 16-21 | 76.2 | 47 |
| 2008 | Bryant Hahnfeldt | 13-18 | 72.2 | 48 |
| 2007 | Bryant Hahnfeldt | 13-20 | 65.0 | 45 |
| 2006 | Bryant Hahnfeldt | 8-17 | 47.1 | 51 |
| 2005 | Bryant Hahnfeldt | 12-17 | 70.6 | 48 |
| 2004 | Patrick Johnson | 7-14 | 50.0 | 44 |
| 2003 | Tolga Ertugrul | 5-10 | 50.0 | 38 |
| 2002 | Greg Johnson | 8-13 | 61.5 | 46 |
| 2001 | Chuck Folino | 3-6 | 50.0 | 38 |
| 2000 | John Markham | 14-18 | 77.8 | 52 |
| 1999 | John Markham | 12-16 | 75.0 | 49 |
| 1998 | John Markham | 13-21 | 61.9 | 49 |
| 1997 | John Markham | 8-13 | 61.5 | 49 |
| 1996 | Brett Speakman | 7-12 | 58.3 | 39 |
| 1995 | Steve Yenner | 8-14 | 57.1 | 55 |
| 1994 | Steve Yenner | 5-13 | 38.5 | 42 |
| 1993 | Steve Yenner | 8-13 | 61.5 | 53 |
| 1992 | Rob Chura | 10-20 | 50.0 | 51 |
| 1991 | Jeff Owen | 11-14 | 78.5 | 50 |
| 1990 | Jeff Owen | 7-11 | 63.6 | 42 |
| 1989 | Johnny Clark | 10-14 | 71.4 | 47 |
| 1988 | Johnny Clark | 12-18 | 66.7 | 43 |
| 1987 | Johnny Clark | 14-20 | 70.0 | 54 |
| 1986 | Alan Herline | 11-18 | 61.1 | 46 |
| 1985 | Alan Herline | 9-15 | 60.0 | 51 |
| 1984 | Ricky Anderson | 16-19 | 84.2 | 53 |
| 1983 | Ricky Anderson | 10-16 | 62.5 | 52 |
| 1982 | Ricky Anderson | 14-22 | 63.6 | 49 |
| 1981 | Mike Woodard | 8-10 | 80.0 | 48 |
| 1980 | Mike Woodard | 5-11 | 45.4 | 42 |
| 1979 | Mike Woodard | 6-10 | 60.0 | 47 |
| 1978 | Mike Woodard | 5-8 | 62.5 | 52 |
| 1977 | Greg Martin | 9-16 | 56.3 | 43 |
| 1976 | Greg Martin | 7-17 | 41.2 | 46 |
| 1975 | Mike Adams | 12-19 | 63.2 | 49 |
| 1974 | Mike Adams | 11-13 | 84.6 | 42 |
| 1973 | Hawkins Golden | 12-14 | 85.7 | 55 |
| 1972 | Hawkins Golden | 4-9 | 44.4 | 52 |
| 1971 | Taylor Stokes | 1-5 | 20.0 | 40 |
| 1970 | Bob Bayless | 6-8 | 75.0 | 41 |
| 1969 | Ernie Perez | 1-5 | 20.0 | 36 |
| 1968 | Ernie Perez | 3-7 | 42.9 | 44 |
| 1967 | Thomas Meriwether | 2-4 | 50.0 | 36 |
| 1966 | Reinhard Klaass | 2-5 | 40.0 | 44 |
| 1965 | Richard Lemay | 2-7 | 28.6 | 41 |
| 1964 | Richard Lemay | 3-4 | 75.0 | 45 |
| 1963 | no attempts | | | |
| 1962 | Grady Wade | 2-4 | 50.0 | -- |
| 1961 | Grady Wade | 2-7 | 28.6 | -- |
| 1960 | Russ Morris | 1-? | | |
| 1959 | Russ Morris | 1-? | | |
| 1958 | Joe Bates | 1-? | | |
| 1957 | no attempts | | | |
| 1956 | no attempts | | | |
| 1955 | no attempts | | | |
| 1954 | Bobby Goddall | 1-? | | |
| 1953 | no attempts | | | |
| 1952 | no attempts | | | |
| 1951 | Dick Foster | 2-5 | 40.0 | 39 |
| 1950 | Gordon McCarter | 1-1 | 25.0 | -- |
| 1949 | no attempts | | | |
| 1948 | no attempts | | | |
| 1947 | Zach Clinard | 2-2 | 100.0 | -- |



CAREY SPEAR

Spear set team records in 2012 by making 20 field goals and amassing 87 points scored.



JOHN MARKHAM

Markham holds the team record with 47 career field goals. He also ranks second in total points scored.

FIELD GOALS OF 50+ YARDS

| Yards | Kicker | Opponent | Year |
|-------|------------------|--------------------|------|
| 55 | Steve Yenner | vs. Louisiana Tech | 1995 |
| 55 | Hawkins Golden | vs. Tampa | 1973 |
| 54 | Carey Spear | at South Carolina | 2013 |
| 54 | Johnny Clark | vs. Auburn | 1987 |
| 53 | Ricky Anderson | vs. Kentucky | 1984 |
| 53 | Steve Yenner | vs. Auburn | 1993 |
| 52 | Carey Spear | at Wake Forest | 2012 |
| 52 | Steve Yenner | vs. Louisiana Tech | 1995 |
| 52 | Hawkins Golden | vs. Tennessee | 1972 |
| 52 | Mike Woodard | vs. Ole Miss | 1978 |
| 52 | Ricky Anderson | vs. Alabama | 1983 |
| 52 | John Markham | vs. Duke | 2000 |
| 51 | Bryant Hahnfeldt | vs. Temple | 2006 |
| 51 | Rob Chura | vs. Navy | 1992 |
| 51 | Alan Herline | vs. Kansas | 1985 |
| 50 | Carey Spear | vs. UAB | 2013 |
| 50 | Carey Spear | at Wake Forest | 2012 |
| 50 | Jeff Owen | vs. Georgia | 1991 |

SEASON SCORING BY KICKER

| Kicker | FGs | PATs | TDs | Pts. |
|-----------------------------|-------|-------|-----|------|
| 1. Carey Spear, 2013 | 13-19 | 48-48 | 1 | 99 |
| 2. Carey Spear, 2012 | 20-24 | 27-27 | - | 87 |
| 3. Ricky Anderson, 1982 | 14-22 | 31-31 | - | 73 |
| T-4. Johnny Clark, 1987 | 14-20 | 28-30 | - | 70 |
| T-4. Ricky Anderson, 1984 | 16-19 | 22-24 | - | 70 |
| 6. Bryant Hahnfeldt, 2008 | 13-18 | 30-30 | - | 69 |
| T-7. Ryan Fowler, 2009 | 16-21 | 20-20 | - | 68 |
| T-7. Bryant Hahnfeldt, 2005 | 12-17 | 33-34 | - | 68 |
| T-9. Bryant Hahnfeldt, 2007 | 13-20 | 28-29 | - | 67 |
| T-9. Mike Adams, 1974 | 11-13 | 34-35 | - | 67 |

CAREER SCORING BY KICKER

| Name | FGs | PATs | TDs | Pts. |
|------------------------------|-------|---------|-----|------|
| 1. Bryant Hahnfeldt, 2005-08 | 46-72 | 117-121 | - | 255 |
| 2. Carey Spear, 2010-13 | 39-50 | 101/102 | 1 | 224 |
| 3. John Markham, 1997-00 | 47-68 | 68-77 | - | 209 |
| 4. Ricky Anderson, 1981-84 | 40-57 | 72-75 | - | 192 |
| 5. Johnny Clark, 1986-89 | 36-52 | 57-62 | - | 165 |
| 6. Mike Woodard, 1978-81 | 24-39 | 80-83 | - | 152 |
| 7. Ryan Fowler, 2009-12 | 28-41 | 61-62 | - | 145 |

MISCELLANEOUS PLACEKICKING RECORDS

INDIVIDUAL SINGLE-GAME

| | |
|----------------|--|
| Most PAT ATTs | (9) Zack Clinard, vs. Tenn. Tech, 1947 |
| Most PATs Made | (8) Zack Clinard, vs. Marshall, 1948; and vs. Tenn. Tech, 1947 |
| Most FG ATTs | (5) John Markham, vs. TCU, 2000 |
| | Rob Chura, Kentucky, 1992 |
| | Ricky Anderson, Kentucky, 1982 |
| | Greg Martin, Oklahoma, 1977 |
| Most FGs Made | (4) John Markham, vs. Duke, 2000 |
| | Hawkins Golden, vs. Georgia, 1973 |

INDIVIDUAL SINGLE-SEASON

| | |
|--------------------|--|
| Most PATs Made | (48) Carey Spear, 2013 |
| Most PAT ATTs | (48) Carey Spear, 2013; Zack Clinard, 1948 |
| Most FGs Made | (20) Carey Spear, 2012 |
| Most FG ATTs | (24) Carey Spear, 2012 |
| Most Points Scored | (99) Carey Spear, 2013 |
| Highest FG Pct. | (85.7%) Hawkins Golden, 1973 |

INDIVIDUAL CAREER

| | |
|--------------------|---------------------------------|
| Most Points Scored | (255) Bryant Hahnfeldt, 2005-08 |
| Most PATs Made | (117) Bryant Hahnfeldt, 2005-08 |
| Most PAT ATTs | (121) Bryant Hahnfeldt, 2005-08 |
| Most FGs Made | (47) John Markham, 1998-00 |
| Most FG ATTs | (72) Bryant Hahnfeldt, 2005-08 |
| Highest FG Pct. | (78.0%) Carey Spear, 2010-13 |

RECORDS: PUNTING


Yearly Punting Leaders

| Year | Punter | Punts | Avg. |
|------|------------------|-------|------|
| 2014 | Colby Cooke | 66 | 42.4 |
| 2013 | Taylor Hudson | 48 | 42.9 |
| 2012 | Richard Kent | 59 | 44.9 |
| 2011 | Richard Kent | 64 | 42.5 |
| 2010 | Richard Kent | 84 | 41.8 |
| 2009 | Brett Upson | 81 | 43.1 |
| 2008 | Brett Upson | 68 | 40.1 |
| 2007 | Brett Upson | 61 | 39.2 |
| 2006 | Brett Upson | 52 | 37.4 |
| 2005 | Bryant Hahnfeldt | 36 | 41.1 |
| 2004 | Abtin Iranmanesh | 40 | 38.2 |
| 2003 | Abtin Iranmanesh | 69 | 39.8 |
| 2002 | Greg Johnson | 66 | 43.8 |
| 2001 | Joe Webb | 57 | 41.4 |
| 2000 | Joe Webb | 64 | 38.6 |
| 1999 | John Markham | 60 | 40.8 |
| 1998 | Joe Webb | 62 | 37.6 |
| 1997 | Joe Webb | 76 | 38.9 |
| 1996 | Bill Marinangel | 77 | 46.6 |
| 1995 | Bill Marinangel | 70 | 42.7 |
| 1994 | Bill Marinangel | 56 | 40.8 |
| 1993 | Bill Marinangel | 68 | 36.5 |
| 1992 | David Lawrence | 57 | 41.1 |
| 1991 | David Lawrence | 54 | 42.7 |
| 1990 | David Lawrence | 44 | 41.1 |
| 1989 | David Lawrence | 64 | 40.6 |
| 1988 | Tim Richardson | 31 | 36.4 |
| 1987 | Johnny Clark | 35 | 35.6 |
| 1986 | Alan Herline | 55 | 41.0 |
| 1985 | Alan Herline | 66 | 43.2 |
| 1984 | Ricky Anderson | 58 | 48.2 |
| 1983 | Ricky Anderson | 53 | 42.9 |
| 1982 | Jim Arnold | 74 | 45.8 |
| 1981 | Jim Arnold | 71 | 43.5 |
| 1980 | Jim Arnold | 70 | 44.2 |
| 1979 | Jim Arnold | 60 | 41.9 |
| 1978 | Roger Alsop | 51 | 36.3 |
| 1977 | Cody Whitt | 66 | 40.5 |
| 1976 | Mike Wright | 65 | 38.8 |
| 1975 | Barry Burton | 62 | 39.8 |
| 1974 | Barry Burton | 54 | 40.2 |
| 1973 | Barry Burton | 39 | 38.3 |
| 1972 | John Schaffler | 65 | 37.9 |
| 1971 | John Schaffler | 74 | 39.4 |
| 1970 | Steve Smith | 66 | 40.3 |
| 1969 | Steve Smith | 56 | 39.5 |
| 1968 | Steve Smith | 69 | 36.1 |
| 1967 | Jack Calhoon | 65 | 36.4 |
| 1966 | Alex Maclean | 79 | 37.1 |
| 1965 | Jerry Shuford | 80 | 40.5 |
| 1964 | Jerry Shuford | 67 | 38.4 |
| 1963 | Jerry Shuford | 69 | 36.8 |
| 1962 | Hank Lesesne | 67 | 38.4 |
| 1961 | Hank Lesesne | 41 | 41.5 |
| 1960 | Hank Lesesne | 33 | 36.7 |
| 1959 | Russ Morris | 67 | 37.4 |
| 1958 | Boyce Smith | 59 | 33.6 |
| 1957 | Boyce Smith | 39 | 33.5 |
| 1956 | Boyce Smith | 39 | 33.6 |
| 1955 | Don Orr | 30 | 35.3 |
| 1954 | Tommy Harkins | 23 | 30.1 |
| 1953 | Floyd Teas | 16 | 38.4 |
| 1952 | Billy Holmes | 64 | 35.5 |
| 1951 | Dick Foster | 75 | 34.6 |
| 1950 | Dean Davidson | 41 | 38.1 |
| 1949 | Bill Wade | 46 | 37.2 |
| 1948 | Zack Clinard | 59 | 36.8 |
| 1947 | Zack Clinard | 50 | 40.6 |
| 1946 | J.P. Moore | 51 | 41.1 |



JIM ARNOLD

Arnold was a first team All-American in 1983, and averaged 43.9 yards for his Commodore career.



RICKY ANDERSON

Anderson earned All-America honors in 1984 by averaging 48.2 yards per punt.

LONGEST PUNTS

| Yards | Punter | Opponent | Year |
|-------|------------------|----------------|------|
| 82 | Ricky Anderson | Georgia | 1984 |
| 80 | Abtin Iranmanesh | Georgia | 2003 |
| 79 | Bill Marinangel | South Carolina | 1996 |
| 79 | Jim Arnold | Ole Miss | 1981 |
| 79 | Barry Burton | Georgia | 1973 |
| 78 | Barry Burton | Kentucky | 1975 |
| 78 | Joe Webb | Alabama | 2001 |
| 75 | Taylor Hudson | South Carolina | 2013 |
| 75 | Floyd Teas | Alabama | 1953 |
| 74 | Hank Lesesne | Kentucky | 1960 |
| 73 | Jim Arnold | Miami (Fla.) | 1980 |
| 72 | Floyd Teas | Alabama | 1953 |
| 71 | Jerry Shuford | Alabama | 1953 |
| 71 | Cody Whitt | Ole Miss | 1977 |
| 71 | David Lawrence | Tennessee | 1992 |

SEASON PUNTING AVERAGE

| Punter (40 or more) | No. | Yards | Avg. |
|----------------------------|-----|-------|------|
| 1. Ricky Anderson, 1984 | 58 | 2,793 | 48.2 |
| 2. Bill Marinangel, 1996 | 77 | 3,586 | 46.6 |
| 3. Jim Arnold, 1982 | 74 | 3,386 | 45.8 |
| 4. Richard Kent, 2012 | 59 | 2,652 | 44.9 |
| 5. Jim Arnold, 1980 | 72 | 3,180 | 44.2 |
| 6. Greg Johnson, 2002 | 66 | 2,891 | 43.8 |
| 7. Jim Arnold, 1981 | 71 | 3,089 | 43.5 |
| 8. Alan Herline, 1985 | 66 | 2,853 | 43.2 |
| 9. Brett Upson, 2009 | 81 | 3,488 | 43.1 |
| T-10. Taylor Hudson, 2013 | 48 | 2,059 | 42.9 |
| T-10. Ricky Anderson, 1983 | 53 | 2,274 | 42.9 |

CAREER PUNTING AVERAGE

| Punter | No. | Yards | Avg. |
|-----------------------------|-----|--------|------|
| 1. Ricky Anderson, 1981-84 | 111 | 5,067 | 45.6 |
| 2. Jim Arnold, 1979-82 | 277 | 12,171 | 43.9 |
| 3. Alan Herline, 1983-86 | 121 | 5,108 | 42.2 |
| 4. Richard Kent, 2010-12 | 207 | 8,882 | 42.9 |
| 5. Colby Cooke, 2013- | 80 | 3,427 | 42.8 |
| 6. Bill Marinangel, 1993-96 | 272 | 11,336 | 41.7 |
| 7. David Lawrence, 1989-92 | 219 | 9,058 | 41.4 |
| 8. Brett Upson, 2006-09 | 271 | 10,557 | 40.4 |
| 9. Jerry Moore, 1941-42, 46 | 128 | 5,093 | 39.8 |
| T-10. Cody Whitt, 1977-78 | 86 | 3,418 | 39.7 |
| T-10. Barry Burton, 1973-75 | 155 | 6,153 | 39.7 |

requirement of at least 75 career punts

MISCELLANEOUS PUNTING RECORDS

INDIVIDUAL SINGLE-GAME

Most Punts (14) Boyce Smith vs. Florida, 1958;
John Schaffler vs. Louisville, 1971
Highest Avg. (53.1) Jim Arnold vs. No. Carolina, 1982
(8 punts for 425 yards)

INDIVIDUAL SINGLE-SEASON

Most Punts (84) Richard Kent, 2010
Most Yards Punting (3,511) Richard Kent, 2010

TEAM SINGLE-GAME PUNTING

Most Punts (16) vs. Louisville, 1971
Fewest Punts (0) several times;
last game vs. LSU, 1990
Highest Avg. (min. 5) (53.1) vs. North Carolina, 1982

TEAM SINGLE-SEASON PUNTING

Most Punts (89) 1946
Most Yards Punting (3,530) 1946
Highest Average Punt (47.6) 1984

INDIVIDUAL CAREER PUNTING

Most Punts (277) Jim Arnold, 1979-82
Most Yards Punting (12,171) Jim Arnold, 1979-82
Career Average (45.6) Ricky Anderson, 1981-84


YEARLY DEFENSIVE LEADERS




JAMIE DUNCAN



CHRIS MARVE



CHRIS GAINES



ALAN YOUNG

Total Tackles

| | | |
|------|--------------------|-----|
| 2014 | Nigel Bowden | 78 |
| 2013 | Kenny Ladler | 90 |
| 2012 | Kenny Ladler | 90 |
| 2011 | Chris Marve | 91 |
| 2010 | Sean Richardson | 98 |
| 2009 | Chris Marve | 121 |
| 2008 | Patrick Benoist | 109 |
| 2007 | Jonathan Goff | 113 |
| 2006 | Jonathan Goff | 93 |
| 2005 | Moses Osemwegie | 118 |
| 2004 | Moses Osemwegie | 94 |
| 2003 | Moses Osemwegie | 126 |
| 2002 | Hunter Hillenmeyer | 168 |
| 2001 | Antuan Bradford | 116 |
| 2000 | Matt Stewart | 108 |
| 1999 | Jamie Winborn | 141 |
| 1998 | Jamie Winborn | 131 |
| 1997 | Carlton Hall | 129 |
| 1996 | Jamie Duncan | 152 |
| 1995 | Jamie Duncan | 120 |
| 1994 | Gerald Collins | 122 |
| 1993 | Shelton Quarles | 99 |
| 1992 | Shelton Quarles | 106 |
| 1991 | Rod Keith | 95 |
| 1990 | Shelton Quarles | 109 |
| 1989 | DeMond Winston | 169 |
| 1988 | DeMond Winston | 122 |
| 1987 | Chris Gaines | 214 |
| 1986 | Chris Gaines | 119 |
| 1985 | Mark Woehler | 95 |
| 1984 | Manuel Young | 102 |
| 1983 | Bob O'Conner | 111 |
| 1982 | Bob O'Conner | 140 |
| 1981 | Joe Staley | 129 |
| 1980 | Andrew Coleman | 174 |
| 1979 | Andrew Coleman | 140 |
| 1978 | Randy Sittason | 150 |
| 1977 | Edward Smith | 155 |
| 1976 | Randy Sittason | 85 |
| 1975 | Tom Galbierz | 148 |
| 1974 | Tom Galbierz | 111 |
| 1973 | Tom Galbierz | 136 |

Solo Tackles

| | | |
|------|-----------------------|-----|
| 2014 | Torren McGaster | 46 |
| 2013 | Kenny Ladler | 65 |
| 2012 | K. Ladler/J. Marshall | 60 |
| 2011 | Chris Marve | 49 |
| 2010 | Sean Richardson | 67 |
| 2009 | Chris Marve | 57 |
| 2008 | Chris Marve | 56 |
| 2007 | D.J. Moore | 63 |
| 2006 | Jonathan Goff | 67 |
| 2005 | Moses Osemwegie | 83 |
| 2004 | Moses Osemwegie | 66 |
| 2003 | Moses Osemwegie | 78 |
| 2002 | Hunter Hillenmeyer | 116 |
| 2001 | Antuan Bradford | 80 |
| 2000 | Jamie Winborn | 62 |
| 1999 | Jamie Winborn | 95 |
| 1998 | Jamie Winborn | 79 |
| 1997 | Carlton Hall | 83 |
| 1996 | Jamie Duncan | 113 |
| 1995 | Jamie Duncan | 73 |
| 1994 | Gerald Collins | 74 |
| 1993 | Shelton Quarles | 70 |
| 1992 | Shelton Quarles | 56 |
| 1991 | Rod Keith | 48 |
| 1990 | Aaron Smith | 45 |
| 1989 | DeMond Winston | 70 |
| 1988 | DeMond Winston | 72 |
| 1987 | Chris Gaines | 136 |
| 1986 | Chris Gaines | 81 |
| 1985 | Mark Woehler | 74 |
| 1984 | Manuel Young | 73 |
| 1983 | Bob O'Conner | 54 |
| 1982 | Manuel Young | 84 |
| 1981 | Andrew Coleman | 82 |
| 1980 | Andrew Coleman | 108 |
| 1979 | Andrew Coleman | 88 |
| 1978 | Randy Sittason | 114 |
| 1977 | Edward Smith | 122 |
| 1976 | Randy Sittason | 61 |
| 1975 | Tom Galbierz | 105 |
| 1974 | Tom Galbierz | 65 |
| 1973 | Bo Patton | 84 |

Tackles for Loss


| | | |
|------|---------------------------|------|
| 2014 | Stephen Weatherly | 12.5 |
| 2013 | Butler/May/Azubike | 9.5 |
| 2012 | Chase Garnham | 12.5 |
| 2011 | Tim Fugger | 13.5 |
| 2010 | R. Lohr/C. Marve | 8.0 |
| 2009 | Casey Hayward | 8.5 |
| 2008 | Broderick Stewart | 9.5 |
| 2007 | Marcus Buggs | 12.0 |
| 2006 | Marcus Buggs | 10.5 |
| 2005 | Moses Osemwegie | 9.5 |
| 2004 | M. Osemwegie/R. Dinwiddie | 6.0 |
| 2003 | Jovan Haye | 12.5 |
| 2002 | Hunter Hillenmeyer | 11.0 |
| 2001 | A. Bradford/C. Losey | 7.5 |
| 2000 | Matt Stewart | 12.5 |
| 1999 | Jamie Winborn | 23.0 |
| 1998 | Jamie Winborn | 15.0 |
| 1997 | Carlton Hall | 11.0 |
| 1996 | Jamie Duncan | 14.0 |
| 1995 | Shuckman/Stallworth | 6.0 |
| 1994 | James Manley | 15.0 |
| 1993 | Alan Young | 17.0 |
| 1992 | Gary Rogers | 12.0 |
| 1991 | Gary Rogers | 8.0 |
| 1990 | Mike Gandolfo | 9.0 |
| 1989 | DeMond Winston | 8.0 |
| 1988 | D. Cunningham/D. Sartor | 6.0 |
| 1987 | C. Gaines/D. Winston | 9.0 |
| 1986 | Chris Gaines | 7.0 |
| 1985 | John Windham | 10.0 |
| 1984 | Karl Jordan | 10.0 |
| 1983 | Karl Jordan | 14.0 |
| 1982 | Steven Bearden | 13.0 |
| 1981 | Steven Bearden | 16.0 |
| 1980 | N/A | |
| 1979 | Coleman/Staley | 9.0 |
| 1978 | Dennis Gothard | 7.0 |
| 1977 | Kimmie Weaver | 7.0 |
| 1976 | Edward Smith | |

QB Sacks


| | | |
|------|---------------------------|------|
| 2014 | Stephen Weatherly | 4.5 |
| 2013 | Kyle Woestmann | 6.0 |
| 2012 | Chase Garnham | 7.0 |
| 2011 | Tim Fugger | 8.0 |
| 2010 | Rob Lohr | 4.0 |
| 2009 | Greg Billinger | 3.5 |
| 2008 | Lewis/Stewart/Stone | 5.0 |
| 2007 | Broderick Stewart | 6.0 |
| 2006 | Curtis Gatewood | 7.0 |
| 2005 | Osemwegie/Booker/Harrison | 3.0 |
| 2004 | Herdley Harrison | 3.0 |
| 2003 | Jovan Haye | 8.5 |
| 2002 | Hunter Hillenmeyer | 4.0 |
| 2001 | H. Hillenmeyer/C. Losey | 2.5 |
| 2000 | Matt Stewart | 6.5 |
| 1999 | Matt Stewart | 6.5 |
| 1998 | Jamie Winborn | 8.0 |
| 1997 | Glenn Young | 7.5 |
| 1996 | Jamie Duncan | 6.0 |
| 1995 | Jay Stallworth | 6.0 |
| 1994 | James Manley | 9.0 |
| 1993 | Alan Young | 12.0 |
| 1992 | Gary Rogers | 6.0 |
| 1991 | Alan Young | 4.5 |
| 1990 | Mike Gandolfo | 5.0 |
| 1989 | DeMond Winston | 5.0 |
| 1988 | Derrick Sartor | 3.0 |
| 1987 | C. Gaines/D. Winston | 4.0 |
| 1986 | DeMond Winston | 3.0 |
| 1985 | John Windham | 7.0 |
| 1984 | Karl Jordan | 4.5 |
| 1983 | N/A | |
| 1982 | N/A | |
| 1981 | N/A | |
| 1980 | N/A | |
| 1979 | N/A | |
| 1978 | N/A | |
| 1977 | N/A | |
| 1976 | N/A | |




HUNTER HILLENMEYER



KARL JORDAN



GARY ROGERS



GLENN YOUNG


YEARLY DEFENSIVE LEADERS



D.J. MOORE



COREY CHAVOUS



SHELTON QUARLES



JAMIE WINBORN

INTERCEPTIONS

| | | |
|------|-------------------------|---|
| 2014 | T. Ferguson/T. McGaster | 2 |
| 2013 | Kenny Ladler | 5 |
| 2012 | Trey Wilson | 3 |
| 2011 | Casey Hayward | 7 |
| 2010 | Casey Hayward | 6 |
| 2009 | Myron Lewis | 4 |
| 2008 | D.J. Moore | 6 |
| 2007 | D.J. Moore | 6 |
| 2006 | R. Langford/D. Spead | 3 |
| 2005 | Reshard Langford | 3 |
| 2004 | Bill Alford | 3 |
| 2003 | Dominique Morris | 3 |
| 2002 | Jonathan Shaub | 3 |
| 2001 | Jerrold Jackson | 3 |
| 2000 | Jimmy Williams | 4 |
| 1999 | J. Williams/R. Jones | 2 |
| 1998 | Jimmy Williams | 4 |
| 1997 | F. Vinson/ C. Chavous | 3 |
| 1996 | Corey Chavous | 3 |
| 1995 | DeReal Finklin | 3 |
| 1994 | Corey Chavous | 3 |
| 1993 | Byron King | 4 |
| 1992 | Robert Davis | 3 |
| 1991 | Robert Davis | 4 |
| 1990 | R.Davis/S. Medes | 2 |
| 1989 | Chris Donnelly | 5 |
| 1988 | S.Law/D. Cunningham | 3 |
| 1987 | Andrew Baker | 4 |
| 1986 | T. Price/A. Roman | 2 |
| 1985 | Noel Wells | 4 |
| 1984 | Manuel Young | 5 |
| 1983 | Bob O'Conner | 3 |
| 1982 | Leonard Coleman | 8 |
| 1981 | Six tied | 1 |
| 1980 | Leonard Coleman | 4 |
| 1979 | John Chandler | 3 |
| 1978 | Walter Jordan | 3 |
| 1977 | William Wilson | 4 |
| 1976 | Reginald Calvin | 4 |
| 1975 | Ralph Oaks | 7 |
| 1974 | Jay Chesley | 5 |
| 1973 | Thomas Wingfield | 8 |

PASSES DEFENDED

| | | |
|------|--------------------|----|
| 2014 | Oren Burks | 7 |
| 2013 | Andre Hal | 18 |
| 2012 | Andre Hal | 16 |
| 2011 | Casey Hayward | 17 |
| 2010 | Casey Hayward | 17 |
| 2009 | Myron Lewis | 8 |
| 2008 | D.J. Moore | 7 |
| 2007 | Myron Lewis | 12 |
| 2006 | Darlon Spead | 5 |
| 2005 | Josh Allen | 5 |
| 2004 | Andrew Pace | 7 |
| 2003 | Dominique Morris | 8 |
| 2002 | Rushen Jones | 10 |
| 2001 | Jerrold Jackson | 5 |
| 2000 | J.Williams/R.Jones | 7 |
| 1999 | Jimmy Williams | 10 |
| 1998 | Ainsley Battles | 9 |
| 1997 | Corey Chavous | 10 |
| 1996 | Fred Vinson | 14 |
| 1995 | DeReal Finklin | 9 |
| 1994 | Matt Anderson | 6 |
| 1993 | Robert Davis | 16 |
| 1992 | A.Smith/R.Davis | 11 |
| 1991 | Rico Francis | 7 |
| 1990 | Robbie Young | 6 |
| 1989 | Chris Donnelly | 14 |
| 1988 | Bill Fitzpatrick | 6 |
| 1987 | Andy Baker | 5 |
| 1986 | Thanh Anderson | 7 |
| 1985 | Kermit Sykes | 7 |
| 1984 | Thanh Andersom | 12 |
| 1983 | Sykes/Coleman | 10 |
| 1982 | Leonard Coleman | 11 |
| 1981 | Young/Bryant | 5 |
| 1980 | Leonard Coleman | 11 |
| 1979 | Charles Harris | 4 |
| 1978 | N/A | |
| 1977 | Reginald Calvin | 6 |
| 1976 | Reginald Calvin | 4 |

FUMBLE RECOVERIES


| | | |
|------|------------------------|---|
| 2014 | J. Sealand/V. Taylor | 2 |
| 2013 | Andrew Williamson | 2 |
| 2012 | Six tied | 1 |
| 2011 | S. Clarke/W. May | 2 |
| 2010 | John Stokes | 2 |
| 2009 | Patrick Benoist | 2 |
| 2008 | Ryan Hamilton | 3 |
| 2007 | M. Lewis/D. Spead | 2 |
| 2006 | C. Gatewood/D.J. Moore | 3 |
| 2005 | Moses Osemwegie | 2 |
| 2004 | Dominique Morris | 4 |
| 2003 | Andrew Pace | 3 |
| 2002 | Brandon Walthour | 2 |
| 2001 | Hunter Hillenmeyer | 3 |
| 2000 | Matt Stewart | 4 |
| 1999 | Ainsley Battles | 3 |
| 1998 | Alphonso Harvey | 2 |
| 1997 | F. Vinson/R. Aulds | 1 |
| 1996 | Antony Jordan | 3 |
| 1995 | Eric Vance | 2 |
| 1994 | Five tied | 1 |
| 1993 | G. Collins/E. Vance | 2 |
| 1992 | John DeWitt | 2 |
| 1991 | Shelton Quarles | 4 |
| 1990 | Four tied | 1 |
| 1989 | D. Winston/J.Walker | 2 |
| 1988 | Steve Law | 2 |
| 1987 | Joe Gentry | 3 |
| 1986 | Mark Woehler | 3 |
| 1985 | Marvin Thomas | 2 |
| 1984 | Steve McCoy | 2 |
| 1983 | Three tied | 2 |
| 1982 | Glenn Watson | 4 |
| 1981 | Four tied | 2 |
| 1980 | T. Moore/M. Young | 3 |
| 1979 | Gilmore/Staley | 2 |
| 1978 | Robin Giltner | 4 |
| 1977 | Reginald Calvin | 5 |
| 1976 | Brenard Wilson | 4 |
| 1975 | N/A | |
| 1974 | N/A | |
| 1973 | N/A | |

FORCED FUMBLES

| | | |
|------|-------------------------|---|
| 2014 | Tre Tarpley | 2 |
| 2013 | Kenny Ladler | 5 |
| 2012 | D. Herring/K. Woestmann | 2 |
| 2011 | A. Barnes/T. Fugger | 3 |
| 2010 | Tim Fugger | 4 |
| 2009 | Chris Marve | 3 |
| 2008 | Chris Marve | 4 |
| 2007 | Myron Lewis | 2 |
| 2006 | Theo Horrocks | 4 |
| 2005 | M. Osemwegie/A. Pace | 2 |
| 2004 | Dominique Morris | 4 |
| 2003 | Jovan Haye | 3 |
| 2002 | Seven tied | 1 |
| 2001 | Chuck Losey | 4 |
| 2000 | A. Bradford/J. Winborn | 2 |
| 1999 | Matt Stewart | 3 |
| 1998 | Ainsley Battles | 3 |
| 1997 | 5 tied | 1 |
| 1996 | Jamie Duncan | 5 |
| 1995 | 3 tied | 2 |
| 1994 | 3 tied | 1 |
| 1993 | Alan Young | 2 |
| 1992 | Gary Rogers | 2 |
| 1991 | Shelton Quarles | 5 |
| 1990 | Four tied | 1 |
| 1989 | DeMond Winston | 3 |
| 1988 | Eight tied | 1 |
| 1987 | Chris Gaines | 3 |
| 1986 | Five tied | 2 |
| 1985 | Chris Gaines | 2 |
| 1984 | K. Jordan/A. Fitz | 2 |
| 1983 | Rick Risser | 3 |
| 1982 | N/A | |
| 1981 | N/A | |
| 1980 | N/A | |
| 1979 | N/A | |
| 1978 | N/A | |
| 1977 | N/A | |
| 1976 | N/A | |



STEVE BEARDEN



FRED VINSON



DESMOND WINSTON



REGINALD CALVIN

RECORDS: INTERCEPTIONS

Longest Interception Returns

| Yards | Player | Opponent | Year |
|-------|------------------|------------------|------|
| 100 | Trey Wilson | vs. Presbyterian | 2012 |
| 100 | Archibald Barnes | vs. Tennessee | 2011 |
| 98 | John Gamble | vs. Citadel | 1966 |
| 95 | David Ray | vs. Tulane | 1958 |
| 86 | Danny Byers | vs. Tennessee | 1953 |
| 79 | Ryan Hamilton | vs. Ole Miss | 2008 |
| 66 | Jay Chesley | vs. Ole Miss | 1974 |
| 66 | Lee Nalley | vs. Marshall | 1948 |
| 65 | Robert Hines | vs. MTSU | 1951 |
| 63 | Larry Frank | vs. Virginia | 1953 |
| 59 | Lamont Turner | vs. Georgia | 1999 |

Most Single-Season Interceptions

| Player | No. | Yards | Avg. | TDs |
|-----------------------------|-----|-------|------|-----|
| T-1. Leonard Coleman, 1982 | 8 | 101 | 12.6 | 0 |
| T-1. Scott Wingfield, 1973 | 8 | 63 | 7.9 | 0 |
| T-3. Casey Hayward, 2011 | 7 | 107 | 15.3 | 1 |
| T-3. Ed Oaks, 1975 | 7 | 117 | 16.7 | 0 |
| T-3. Donald Gleisner, 1952 | 7 | 51 | 7.3 | 0 |
| T-6. Casey Hayward, 2010 | 6 | 13 | 2.2 | 0 |
| T-6. D.J. Moore, 2008 | 6 | 56 | 9.3 | 0 |
| T-6. D.J. Moore, 2007 | 6 | 53 | 8.8 | 1 |
| T-6. David Malone, 1964 | 6 | 20 | 3.3 | 0 |
| T-10. Kenny Ladler, 2013 | 5 | 61 | 12.2 | 0 |
| T-10. Myron Lewis, 2008 | 5 | -3 | -0.6 | 0 |
| T-10. Chris Donnelly, 1989 | 5 | 26 | 5.2 | 0 |
| T-10. Manuel Young, 1984 | 5 | 26 | 5.2 | 0 |
| T-10. Jay Chesley, 1974 | 5 | 121 | 24.2 | 2 |
| T-10. Ken Stone, 1971 | 5 | 49 | 9.8 | 0 |
| T-10. Christie Hauck, 1969 | 5 | 38 | 7.6 | 1 |
| T-10. Neal Smith, 1968 | 5 | 37 | 7.1 | 0 |
| T-10. Russ Morris, 1959 | 5 | 40 | 8.0 | 0 |
| T-10. Donald Gleisner, 1951 | 5 | 84 | 16.8 | 0 |


Most Career Interceptions

| Player | No. | Yards | Avg. | TDs |
|---------------------------------|-----|-------|------|-----|
| T-1. Leonard Coleman, 1980-83 | 15 | 212 | 14.1 | 1 |
| T-1. Casey Hayward, 2008-11 | 15 | 222 | 14.8 | 1 |
| T-3. D.J. Moore, 2006-08 | 13 | 109 | 8.4 | 1 |
| T-3. Ken Stone, 1970-72 | 13 | 117 | 9.0 | 0 |
| T-3. Donald Gleisner, 1950-52 | 13 | 147 | 10.9 | 0 |
| 6. Corey Chavous, 1994-97 | 12 | 5 | 0.4 | 0 |
| T-7. Reshard Langford, 2005-08 | 11 | 216 | 19.6 | 1 |
| T-7. Manuel Young, 1980-84 | 11 | 43 | 3.9 | 0 |
| T-7. Christie Hauck, 1967-69 | 11 | 91 | 8.3 | 1 |
| T-10. Myron Lewis, 2006-09 | 10 | 71 | 7.1 | 0 |
| T-10. Jimmy Williams, 1997-2000 | 10 | 158 | 15.8 | 0 |
| T-10. Robert Davis, 1990-93 | 10 | 229 | 22.9 | 1 |
| T-10. Ed Oaks, 1973-75 | 10 | 160 | 16.0 | 0 |
| T-10. Neal Smith, 1967-69 | 10 | 77 | 7.7 | 1 |



CASEY HAYWARD

Hayward intercepted seven passes as a senior in 2011, including two in his final appearance as a Commodore. He shares the team record with 15 career interceptions.



LEONARD COLEMAN

An eventual first round pick of the Indianapolis Colts, Coleman shares the team's single-season mark with eight INTs and career mark with 15 picks.

INTERCEPTION RETURNS FOR TOUCHDOWN

| Date | Defender | Opponent | Yards |
|------------|------------------|--------------------|-------|
| 9/27/2014 | Darius Sims | Kentucky | 13 |
| 9/15/2012 | Trey Wilson | Presbyterian | 100 |
| 10/27/2012 | Trey Wilson | UMass | 17 |
| 9/3/2011 | Trey Wilson | Elon | 21 |
| 9/3/2011 | Trey Wilson | Elon | 21 |
| 9/10/2011 | Casey Hayward | Connecticut | 50 |
| 9/17/2011 | Trey Wilson | Ole Miss | 52 |
| 11/19/2011 | Archibald Barnes | Tennessee | 100 |
| 9/18/2010 | Eddie Foster | Ole Miss | 21 |
| 11/22/2008 | Reshard Langford | Tennessee | 42 |
| 9/20/2008 | Ryan Hamilton | Ole Miss | 79 |
| 9/29/2007 | D.J. Moore | Eastern Michigan | 24 |
| 9/23/2006 | Marcus Buggs | Tennessee State | 0 |
| 10/22/2005 | Cheron Thompson | South Carolina | 29 |
| 10/9/2004 | Dominique Morris | Rutgers | 29 |
| 9/6/2003 | Dominique Morris | Chattanooga | 47 |
| 10/16/1999 | Lamont Turner | Georgia | 59 |
| 11/2/1996 | Antony Jordan | Alabama-Birmingham | 41 |
| 11/6/1993 | Robert Davis | Kentucky | 45 |
| 11/7/1992 | Brad Brown | Kentucky | 13 |
| 9/14/1991 | Rico Francis | SMU | 31 |
| 10/13/1984 | Armando Fitz | LSU | 32 |
| 9/22/1984 | Tim Johnson | Kansas | 48 |
| 10/15/1983 | Leonard Coleman | Georgia | 29 |
| 9/13/1975 | Tate Rich | Chattanooga | 35 |
| 11/16/1974 | Jay Chesley | Tulane | 23 |
| 10/26/1974 | Jay Chesley | Ole Miss | 66 |
| 11/25/1972 | Tommy Tompkins | Tampa | 44 |
| 9/25/1971 | Doug Nettles | Mississippi State | 28 |
| 10/19/1968 | John Burns | Georgia | 29 |
| 10/29/1966 | Chip Healy | Tulane | 35 |
| 9/17/1966 | John Gamble | Citadel | 98 |
| 10/16/1965 | Sid Ransom | Virginia Tech | 32 |
| 11/9/1957 | Phil King | Kentucky | 54 |
| 11/28/1953 | Danny Byers | Tennessee | 86 |
| 10/24/1953 | Laurence Frank | Virginia | 63 |
| 11/13/1948 | Lee Nalley | Marshall | 66 |

MISCELLANEOUS INTERCEPTION RECORDS

INDIVIDUAL SINGLE-GAME INTERCEPTIONS

Most Passes Intercepted (3) Ryan Hamilton, at Ole Miss, 2008; Chris Donnelly, vs. Memphis, 1989; Leonard Coleman, vs. Chattanooga, 1980; John Chandler, vs. Memphis, 1979; Scott Wingfield, vs. Virginia, 1973

INDIVIDUAL SINGLE-SEASON INTERCEPTIONS

Most Yards on INT Returns (128) Archibald Barnes, 2011
Most TDs on INT Returns (2) Jay Chesley, 1974; Trey Wilson, 2011 & 2012

INDIVIDUAL CAREER INTERCEPTIONS

Most Yards Returned (229) Robert Davis, 1990-93
Most INTs Returned for TDs (4) Trey Wilson, 2009-12


TEAM SINGLE-GAME INTERCEPTIONS

Most Passes Intercepted (7) Auburn, 1948
Most Yards Returned (128) Tennessee, 2011

TEAM SINGLE-SEASON INTERCEPTIONS

Most Passes Intercepted (24) 1948, 1982
Most Yards Returned (406) 2011
Most TDs off INT Returns (4) 2011

RECORDS: DEFENSE



ANDREW COLEMAN


Known as the "Secretary of Defense," Coleman set a Commodore all-time record with 458 tackles during a career from 1978-81.

FUMBLE RETURNS FOR TOUCHDOWN

| Date | Player | Opponent | Yards |
|------------|------------------|----------------------------------|-------|
| 9/13/2014 | Adam Butler | UMass | 0 |
| 8/28/2014 | Oren Burks | Ole Miss | 0 |
| 11/31/2008 | Sean Richardson | Boston College (Music City Bowl) | 0 |
| 11/3/2007 | Darlon Speed | Florida | 36 |
| 11/6/2004 | Moses Osemwegie | Florida | 0 |
| 10/9/1999 | Nate Morrow | Citadel | 65 |
| 10/2/1999 | Jamie Winborn | Mississippi State | 26 |
| 10/11/1997 | Jay Stallworth | Northern Illinois | 43 |
| 11/9/1996 | Jamie Duncan | Florida | 31 |
| 9/2/1995 | Eric Vance | Alabama | 37 |
| 10/15/1994 | Robert Sheffield | Georgia | 2 |
| 10/19/1991 | Corey Harris | Georgia | 51 |
| 10/22/1988 | Steve Law | Ole Miss | 46 |
| 9/22/1984 | Steve McCoy | Kansas | 0 |
| 10/9/1982 | Rob Monaco | Florida | 0 |
| 11/29/1969 | Christie Hauck | Tennessee | 1 |
| 11/1/1969 | Christie Hauck | Tulane | 70 |
| 10/18/1969 | Allan Spear | Georgia | 1 |
| 11/21/1953 | James Cunningham | MTSU | 0 |
| 9/22/1951 | Bob Hines | MTSU | 66 |

LONGEST FUMBLE RETURNS FOR TOUCHDOWN

| Yards | Player | Opponent | Date |
|-------|----------------|-------------------|------------|
| 70 | Jay Chesley | Tulane | 11/16/1974 |
| 66 | Bob Hines | MTSU | 9/22/1951 |
| 65 | Nate Morrow | Citadel | 10/9/1999 |
| 51 | Corey Harris | Georgia | 10/5/1991 |
| 46 | Steve Law | Ole Miss | 10/22/1988 |
| 43 | Jay Stallworth | Northern Illinois | 10/11/1997 |
| 37 | Eric Vance | Alabama | 9/2/1995 |
| 31 | Jamie Duncan | Florida | 11/9/1996 |
| 26 | Jamie Winborn | Mississippi State | 10/2/1999 |
| 26 | Darlon Speed | Florida | 11/3/2007 |



ROBERT DAVIS

Davis twice topped the Commodore secondary in passes defended, and ranks second all-time with 36 pass breakups.

INDIVIDUAL DEFENSIVE RECORDS

SINGLE GAME

Most Tackles (37) Chris Gaines, vs. Tulane, 1987
Tackles for Loss (5.0) Stephen Weatherly, 2014

SINGLE SEASON

Total Tackles (214) Chris Gaines, 1987
Tackles for Loss (23) Jamie Winborn, 1999
Quarterback Sacks (since 1984) (12) Alan Young, 1993
Forced Fumbles (5) Kenny Ladler, 2013;
Jamie Duncan, 1996; Shelton Quarles, 1991
Fumble Recoveries (5) Reginald Calvin, 1977
Interceptions (8) Leonard Coleman, 1982; Scott Wingfield, 1973
Defensed Passes (18) Andre Hal, 2013

CAREER

Total Tackles (458) Andrew Coleman
Tackles for Loss (39) Steve Bearden
Forced Fumbles (8) Tim Fugger; Chris Marve
Fumble Recoveries (6) Brenard Wilson; Reggie Calvin;
Leonard Coleman; Steve McCoy; Shelton Quarles
Interceptions (15) Casey Hayward; Leonard Coleman
Defensed Passes (46) Casey Hayward
Quarterback Sacks (since 1984) (21.5) Alan Young

TEAM SINGLE-GAME RECORDS

Fewest Rush Attempts Allowed (16) vs. Georgia 1994; Davidson, 1969
Fewest Net Rushing Yards Allowed (-15) vs. Louisville, 1941
Fewest Pass Attempts Allowed (1) vs. Tennessee, 1951
Fewest Pass Completions Allowed (0) vs. Tenn. Tech, 1941 & 1947;
Maryland, 1948;
Ole Miss, 1950;
Missouri, 1957
Lowest Pct. Comp. (min. 10 attempts) .000 (0 for 12) vs. Maryland, 1948
Fewest Plays Allowed (37) vs. Chattanooga, 1950
Fewest Total Yards Allowed (14) vs. Tenn. Tech, 1941
Most Times Opponents Forced to Punt (13) Florida, 1958;
North Carolina State, 1946;
Miami, 1952
Lowest Avg. Per Opponent Punt (min. 5) 21.6, vs. MTSU, 1951
Fewest Total First Downs Allowed (2) vs. Tenn. Tech, 1941;
Louisville, 1941
Most Opponent Fumbles (9) Ole Miss, 1949;
Georgia Tech, 1951
Ole Miss, 1951
Most Fumbles Lost by Opponent (7) Ole Miss, 1951
Most First Downs (40) vs. Davidson, 1969, (27 rush, 13 pass)
Most First Downs by Rushing (27) vs. Davidson, 1969
Most First Downs by Passing (20) vs. Tennessee, 1981
Most Penalties Assessed (15) vs. Washington & Lee, 1952
Most Yards Penalized (149) vs. Auburn, 1950
Most Fumbles (8) vs. Tenn. Tech, 1946;
LSU, 1949;
Tennessee, 1952;
Ole Miss, 1979
Most Fumbles Lost (7) vs. Ole Miss, 1979

MISCELLANEOUS TEAM SEASON RECORDS

Most First Downs (258) 2005
Most Penalties (by Vanderbilt) (81) 2011
Most Yards Penalized (708) 1950
Most Fumbles (41) 1979
Most Fumbles Lost (25) 1979

YEARLY TEAM STATISTICS

YEARLY VANDERBILT OFFENSIVE STATS

| | First Downs | Rushing Att./Yds. | Rushing Yds./Avg. | Passing Att./Com./INT | Passing Yards | Passing Yds./Avg. | Total Off. | Total Off./Avg. | Total Pts. | Avg. Pts. |
|------|-------------|-------------------|-------------------|-----------------------|---------------|-------------------|------------|-----------------|------------|-----------|
| 2014 | 193 | 383-1316 | 109.7 | 357-180-19 | 2149 | 179.1 | 3465 | 288.8 | 206 | 17.2 |
| 2013 | 245 | 504-1807 | 139.0 | 376-243-16 | 2958 | 227.5 | 4765 | 366.5 | 391 | 30.1 |
| 2012 | 246 | 524-2162 | 166.3 | 350-207-5 | 2774 | 213.4 | 4936 | 379.7 | 390 | 30.0 |
| 2011 | 223 | 497-2138 | 164.5 | 346-179-18 | 2270 | 174.6 | 4408 | 339.1 | 347 | 26.7 |
| 2010 | 180 | 421-1666 | 138.8 | 360-169-11 | 1913 | 159.4 | 3579 | 298.2 | 203 | 16.9 |
| 2009 | 194 | 451-1920 | 160.0 | 352-170-10 | 1756 | 146.3 | 3676 | 306.3 | 196 | 16.3 |
| 2008 | 192 | 471-1737 | 133.6 | 319-157-12 | 1594 | 122.6 | 3331 | 256.2 | 249 | 19.2 |
| 2007 | 229 | 481-1802 | 150.2 | 355-193-12 | 2117 | 176.4 | 3919 | 326.6 | 260 | 21.7 |
| 2006 | 212 | 385-1795 | 149.6 | 337-187-14 | 2417 | 201.4 | 4212 | 351.0 | 264 | 22.0 |
| 2005 | 258 | 361-1266 | 115.1 | 467-274-9 | 3086 | 280.5 | 4352 | 395.6 | 299 | 27.2 |
| 2004 | 209 | 439-1634 | 148.5 | 285-169-5 | 2049 | 186.3 | 3383 | 334.8 | 212 | 19.3 |
| 2003 | 239 | 477-1740 | 145.0 | 347-196-15 | 2485 | 207.1 | 4225 | 352.1 | 235 | 19.6 |
| 2002 | 198 | 481-2082 | 173.5 | 257-128-12 | 1669 | 139.1 | 3751 | 312.6 | 221 | 18.4 |
| 2001 | 201 | 367-1475 | 134.1 | 377-195-11 | 2647 | 240.6 | 4122 | 374.7 | 226 | 20.5 |
| 2000 | 193 | 338-1062 | 96.5 | 373-194-15 | 2466 | 224.2 | 3528 | 320.7 | 193 | 17.5 |
| 1999 | 185 | 402-1270 | 115.5 | 318-163-17 | 2222 | 202.0 | 3492 | 317.5 | 252 | 22.9 |
| 1998 | 161 | 402-1284 | 116.7 | 326-151-20 | 1660 | 150.9 | 2944 | 267.6 | 142 | 12.9 |
| 1997 | 163 | 427-1430 | 130.0 | 296-132-10 | 1600 | 145.5 | 3030 | 275.5 | 138 | 12.5 |
| 1996 | 129 | 371-759 | 69.0 | 292-122-12 | 1482 | 134.7 | 2241 | 203.7 | 122 | 11.1 |
| 1995 | 150 | 433-1329 | 120.8 | 259-116-15 | 1205 | 109.5 | 2534 | 230.4 | 122 | 11.1 |
| 1994 | 195 | 533-2494 | 226.7 | 208-88-9 | 1004 | 92.3 | 3498 | 318.0 | 203 | 18.5 |
| 1993 | 152 | 565-2149 | 195.4 | 157-55-13 | 546 | 49.6 | 2695 | 245.0 | 137 | 12.5 |
| 1992 | 177 | 578-2435 | 221.4 | 177-80-9 | 1147 | 104.3 | 3582 | 325.6 | 224 | 20.4 |
| 1991 | 198 | 611-2597 | 236.1 | 149-74-12 | 1127 | 102.5 | 3724 | 338.5 | 205 | 18.6 |
| 1990 | 229 | 538-2498 | 227.1 | 233-116-9 | 1594 | 144.9 | 4092 | 372.0 | 227 | 20.6 |
| 1989 | 179 | 363-768 | 69.8 | 421-201-17 | 2316 | 210.5 | 3084 | 280.4 | 162 | 14.7 |
| 1988 | 232 | 454-1509 | 137.2 | 370-202-15 | 2652 | 241.1 | 4161 | 378.3 | 202 | 18.4 |
| 1987 | 237 | 544-2206 | 200.5 | 256-153-11 | 2123 | 193.0 | 4329 | 393.5 | 286 | 26.0 |
| 1986 | 212 | 444-1544 | 140.4 | 321-155-23 | 2076 | 188.7 | 3620 | 329.1 | 193 | 17.5 |
| 1985 | 216 | 376-1014 | 92.2 | 384-213-15 | 2644 | 240.3 | 3658 | 332.5 | 166 | 15.1 |
| 1984 | 234 | 368-1155 | 105.0 | 437-246-16 | 2920 | 265.5 | 4075 | 370.5 | 276 | 25.1 |
| 1983 | 220 | 319-816 | 74.2 | 519-296-31 | 3299 | 299.9 | 4115 | 374.1 | 183 | 16.6 |
| 1982 | 198 | 348-848 | 77.1 | 454-252-14 | 2837 | 257.9 | 3685 | 335.0 | 293 | 24.4 |
| 1981 | 224 | 349-908 | 82.5 | 476-269-20 | 3036 | 276.0 | 3944 | 358.5 | 211 | 19.2 |
| 1980 | 165 | NA-1908 | 173.5 | 209-89-17 | 1175 | 106.8 | 3083 | 280.3 | 140 | 12.7 |
| 1979 | 187 | 522-2234 | 203.1 | 239-131-19 | 1532 | 139.2 | 3766 | 342.4 | 179 | 16.3 |
| 1978 | 162 | 579-1892 | 172.0 | 207-90-15 | 1177 | 107.0 | 3069 | 279.0 | 164 | 14.9 |
| 1977 | 149 | NA-1175 | 106.8 | 283-137-13 | 1683 | 153.0 | 2858 | 259.8 | 141 | 12.8 |
| 1976 | 159 | 515-1350 | 122.7 | 232-105-14 | 1589 | 144.5 | 2939 | 267.2 | 131 | 11.9 |
| 1975 | 144 | 507-1406 | 127.7 | 211-84-21 | 965 | 87.7 | 2370 | 215.5 | 119 | 10.8 |
| 1974 | 233 | NA-2865 | 260.5 | 212-119-13 | 1676 | 152.4 | 4541 | 412.8 | 313 | 26.1 |
| 1973 | 196 | 529-1766 | 160.5 | 256-141-6 | 1584 | 144.0 | 3350 | 304.5 | 181 | 16.5 |
| 1972 | 158 | 486-1497 | 136.1 | 254-90-30 | 1351 | 122.8 | 2848 | 258.9 | 139 | 12.6 |
| 1971 | 166 | 559-1798 | 163.5 | 179-71-12 | 852 | 77.5 | 2650 | 240.9 | 137 | 12.5 |
| 1970 | 176 | 494-1441 | 131.0 | 280-125-16 | 1524 | 138.5 | 2965 | 269.5 | 201 | 18.3 |
| 1969 | 195 | 471-1689 | 168.9 | 267-139-22 | 1702 | 170.2 | 3401 | 340.1 | 242 | 24.2 |
| 1968 | 161 | NA-1304 | 130.4 | 239-123-21 | 1415 | 141.5 | 2719 | 271.9 | 163 | 16.3 |
| 1967 | 148 | 396-780 | 78.0 | 259-143-15 | 1787 | 178.7 | 2547 | 254.7 | 164 | 16.4 |
| 1966 | 103 | 415-762 | 76.2 | 219-82-13 | 906 | 90.6 | 1668 | 166.8 | 72 | 7.2 |
| 1965 | 113 | 508-1272 | 127.2 | 136-56-16 | 601 | 60.1 | 1873 | 187.3 | 85 | 8.5 |
| 1964 | 128 | 441-1189 | 118.9 | 186-76-11 | 896 | 89.6 | 2085 | 208.5 | 79 | 7.9 |
| 1963 | 101 | 419-1163 | 116.3 | 149-61-13 | 734 | 73.4 | 1897 | 189.7 | 73 | 7.3 |
| 1962 | 122 | NA-958 | 95.8 | 229-96-19 | 1101 | 110.1 | 2059 | 205.9 | 62 | 6.2 |
| 1961 | 118 | 408-1253 | 125.3 | 172-63-19 | 733 | 73.3 | 1986 | 198.6 | 95 | 9.5 |
| 1960 | 120 | 396-1274 | 127.4 | 196-76-14 | 813 | 81.3 | 2087 | 208.7 | 74 | 7.4 |
| 1959 | 121 | 468-1649 | 164.9 | 128-60-7 | 782 | 78.2 | 2431 | 243.1 | 138 | 13.8 |
| 1958 | 126 | 415-1403 | 140.3 | 155-70-11 | 913 | 91.3 | 2316 | 231.6 | 131 | 13.1 |
| 1957 | 146 | 459-1739 | 173.9 | 134-58-15 | 776 | 77.6 | 2515 | 251.5 | 113 | 11.3 |
| 1956 | 129 | 489-1905 | 190.5 | 114-48-12 | 641 | 64.1 | 2546 | 254.6 | 147 | 14.7 |
| 1955 | 155 | 567-2323 | 258.1 | 110-39-10 | 626 | 69.6 | 2949 | 327.7 | 240 | 21.8 |
| 1954 | 122 | 384-1368 | 152.0 | 163-65-15 | 970 | 107.8 | 2338 | 259.8 | 134 | 14.9 |
| 1953 | 130 | 390-1562 | 156.2 | 150-62-20 | 793 | 79.3 | 2355 | 235.5 | 131 | 13.1 |
| 1952 | 141 | NA-1422 | 142.2 | 165-75-13 | 1039 | 103.9 | 2461 | 246.1 | 151 | 15.1 |
| 1951 | 145 | 437-1283 | 116.6 | 230-113-12 | 1659 | 150.8 | 2942 | 267.5 | 201 | 18.3 |
| 1950 | 164 | 468-1928 | 175.3 | 186-79-20 | 1628 | 148.0 | 3556 | 323.3 | 252 | 22.9 |
| 1949 | 141 | NA-1701 | 170.1 | 186-77-18 | 1253 | 125.3 | 2954 | 295.4 | 177 | 17.7 |
| 1948 | 141 | 533-2367 | 215.2 | 110-49-8 | 940 | 85.5 | 3307 | 300.6 | 328 | 29.8 |
| 1947 | 133 | 456-1833 | 183.3 | 146-51-11 | 910 | 91.0 | 2743 | 274.3 | 182 | 18.2 |
| 1946 | 102 | NA-1467 | 163.0 | 94-37-9 | 503 | 55.9 | 1970 | 218.9 | 108 | 12.0 |

YEARLY OPPONENTS OFFENSIVE STATS

| | First Downs | Rushing Att./Yds. | Rushing Yds./Avg. | Passing Att./Com./INT | Passing Yards | Passing Yds./Avg. | Total Off. | Total Off./Avg. | Total Pts. | Avg. Pts. |
|------|-------------|-------------------|-------------------|-----------------------|---------------|-------------------|------------|-----------------|------------|-----------|
| 2014 | 263 | 498-2205 | 183.8 | 346-215-6 | 2620 | 218.3 | 4825 | 402.1 | 399 | 33.2 |
| 2013 | 260 | 460-1922 | 147.8 | 449-272-18 | 2690 | 206.9 | 4612 | 354.8 | 320 | 24.6 |
| 2012 | 236 | 482-1848 | 142.2 | 432-232-11 | 2493 | 191.8 | 4341 | 333.9 | 243 | 18.7 |
| 2011 | 281 | 473-1697 | 130.5 | 398-216-19 | 2499 | 192.2 | 4196 | 322.8 | 281 | 21.6 |
| 2010 | 239 | 519-2316 | 193.0 | 349-221-9 | 2715 | 226.2 | 5031 | 419.2 | 374 | 31.2 |
| 2009 | 220 | 540-2374 | 197.8 | 305-171-12 | 1979 | 164.9 | 4353 | 362.8 | 280 | 23.3 |
| 2008 | 229 | 491-1881 | 144.7 | 362-193-20 | 2274 | 174.9 | 4155 | 319.6 | 255 | 19.6 |
| 2007 | 215 | 412-1538 | 128.2 | 367-217-16 | 2365 | 197.1 | 3903 | 325.2 | 271 | 22.6 |
| 2006 | 219 | 453-1872 | 156.0 | 293-176-14 | 2360 | 196.7 | 4232 | 352.7 | 284 | 23.7 |
| 2005 | 217 | 416-1869 | 169.9 | 326-188-8 | 2462 | 223.8 | 4331 | 393.7 | 321 | 29.2 |
| 2004 | 228 | 446-2139 | 194.5 | 304-198-9 | 2288 | 208.0 | 4427 | 402.5 | 286 | 26.0 |
| 2003 | 242 | 506-2169 | 180.8 | 328-184-10 | 2393 | 199.4 | 4562 | 380.2 | 358 | 29.8 |
| 2002 | 261 | 491-2239 | 186.6 | 337-216-6 | 2630 | 219.2 | 4869 | 405.8 | 368 | 30.6 |
| 2001 | 273 | 469-2226 | 202.4 | 333-213-9 | 3155 | 286.8 | 5381 | 489.2 | 402 | 36.5 |
| 2000 | 219 | 422-1961 | 178.3 | 343-182-11 | 2339 | 212.6 | 4300 | 390.9 | 273 | 24.8 |
| 1999 | 170 | 430-1491 | 135.5 | 276-152-6 | 1980 | 180.0 | 3471 | 315.5 | 256 | 23.3 |
| 1998 | 242 | 453-1928 | 175.3 | 348-214-13 | 2925 | 265.9 | 4853 | 441.2 | 369 | 33.5 |
| 1997 | 160 | 415-1169 | 106.3 | 279-155-8 | 1857 | 168.8 | 3026 | 275.1 | 204 | 18.5 |
| 1996 | 194 | 473-1665 | 151.4 | 313-166-11 | 1834 | 166.7 | 3499 | 318.1 | 234 | 21.3 |
| 1995 | 219 | 429-1521 | 138.3 | 345-210-10 | 2517 | 228.8 | 4038 | 367.1 | 281 | 25.5 |
| 1994 | 228 | 444-1864 | 169.5 | 305-169-11 | 2332 | 212.0 | 4196 | 381.5 | 277 | 25.2 |
| 1993 | 201 | 397-1453 | 132.1 | 318-174-13 | 2423 | 220.3 | 3876 | 352.4 | 290 | 26.4 |
| 1992 | 190 | 428-1775 | 161.4 | 288-148-13 | 1852 | 168.4 | 3627 | 329.7 | 277 | 25.2 |
| 1991 | 197 | 449-2286 | 207.8 | 248-138-8 | 1768 | 160.7 | 4054 | 368.5 | 267 | 24.3 |
| 1990 | 272 | 557-3153 | 286.6 | 233-132-8 | 2013 | 183.0 | 5166 | 469.6 | 457 | 41.5 |
| 1989 | 203 | 524-2095 | 190.5 | 265-130-19 | 1947 | 177.0 | 4042 | 367.5 | 265 | 24.1 |
| 1988 | 227 | 488-2076 | 188.7 | 299-174-11 | 2132 | 193.8 | 4208 | 382.5 | 277 | 25.2 |
| 1987 | 236 | 508-2428 | 220.7 | 248-146-13 | 2051 | 186.5 | 4479 | 407.2 | 355 | 32.3 |
| 1986 | 223 | 552-2742 | 249.3 | 198-122-6 | 1767 | 160.6 | 4509 | 410.0 | 347 | 31.5 |
| 1985 | 249 | 491-2078 | 188.9 | 347-199-10 | 2648 | 240.7 | 4726 | 429.6 | 308 | 28.0 |
| 1984 | 223 | 506-1835 | 166.8 | 332-188-14 | 2315 | 210.5 | 4150 | 377.3 | 277 | 25.2 |
| 1983 | 203 | 506-2099 | 190.8 | 273-156-12 | 2122 | 192.9 | 4221 | 383.7 | 274 | 24.9 |
| 1982 | 220 | 574-2147 | 195.2 | 308-164-24 | 1781 | 161.9 | 3928 | 357.1 | 242 | 20.2 |
| 1981 | 225 | 609-2405 | 218.6 | 203-115-6 | 1770 | 160.9 | 4175 | 379.5 | 281 | 25.5 |
| 1980 | 233 | NA-2737 | 248.8 | 224-118-9 | 1708 | 155.3 | 4445 | 404.1 | 352 | 32.0 |
| 1979 | 245 | 644-3376 | 306.9 | 183-103-10 | 1410 | 128.2 | 4786 | 435.1 | 418 | 38.1 |
| 1978 | 247 | 659-3343 | 303.9 | 177-84-7 | 1284 | 116.7 | 4627 | 420.6 | 418 | 38.1 |
| 1977 | 196 | NA-2514 | 228.5 | 188-91-11 | 1212 | 110.2 | 3726 | 338.7 | 276 | 25.1 |
| 1976 | 199 | 631-2832 | 257.5 | 155-72-9 | 892 | 81.1 | 3724 | 338.5 | 282 | 25.6 |
| 1975 | 181 | 595-2321 | 211.0 | 204-88-14 | 986 | 89.6 | 3307 | 300.6 | 200 | 18.2 |
| 1974 | 163 | NA-1921 | 174.6 | NA-NA-16 | 1216 | 110.5 | 3137 | 285.1 | 199 | 16.6 |
| 1973 | 190 | 549-2375 | 215.9 | 189-86-15 | 1285 | 116.8 | 3660 | 332.7 | 262 | 23.8 |
| 1972 | 184 | 635-2530 | 230.0 | 164-61-11 | 882 | 80.2 | 3412 | 310.2 | 243 | 22.1 |
| 1971 | 180 | 559-2266 | 206.0 | 196-87-13 | 1035 | 94.1 | 3301 | 300.1 | 208 | 18.9 |
| 1970 | 191 | 582-2137 | 194.3 | 207-108-14 | 1326 | 120.5 | 3643 | 331.2 | 213 | 19.4 |
| 1969 | 188 | 480-2124 | 212.4 | 267-129-23 | 1637 | 163.7 | 3761 | 376.1 | 264 | 26.4 |
| 1968 | 152 | NA-1408 | 140.8 | 259-117-15 | 1293 | 129.3 | 2701 | 270.1 | 147 | 14.7 |
| 1967 | 186 | 536-2090 | 209.0 | 197-107-14 | 1554 | 155.4 | 3644 | 364.4 | 241 | 24.1 |
| 1966 | 168 | 413-1687 | 168.7 | 209-104-14 | 1301 | 130.1 | 2988 | 298.8 | 237 | 23.7 |
| 1965 | 112 | 440-1366 | 136.6 | 152-78-14 | 849 | 84.9 | 2215 | 221.5 | 180 | 18.0 |
| 1964 | 144 | 440-1422 | 142.2 | 163-83-13 | 1021 | 102.1 | 2443 | 244.3 | 122 | 12.2 |
| 1963 | 127 | 428-1491 | 149.1 | 154-68-9 | 834 | 83.4 | 2345 | 234.5 | 146 | 14.6 |
| 1962 | 159 | NA-2052 | 205.2 | 140-74-9 | 1043 | 104.3 | 3094 | 309.4 | 215 | 21.5 |
| 1961 | 156 | 496-2242 | 224.2 | 154-70-10 | 865 | 86.5 | 3107 | 310.7 | 220 | 22.0 |
| 1960 | 150 | 471-1889 | 188.9 | 146-74-10 | 865 | 86.5 | 2754 | 275.4 | 193 | 19.3 |
| 1959 | 123 | 462-1367 | 136.7 | 165-62-18 | 925 | 92.5 | 2292 | 229.2 | 106 | 10.6 |
| 1958 | 131 | 478-1472 | 147.2 | 151-76-16 | 763 | 76.3 | 2235 | 223.5 | 71 | 7.1 |
| 1957 | 135 | 516-1776 | 177.6 | 103-47-11 | 596 | 59.6 | 2372 | 237.2 | 118 | 11.8 |
| 1956 | 121 | 491-1663 | 166.3 | 129-54-12 | 679 | 67.9 | 2342 | 234.2 | 113 | 11.3 |
| 1955 | 128 | 466-1296 | 144.0 | 125-54-9 | 702 | 70.0 | 1988 | 222.0 | 86 | 7.8 |
| 1954 | 125 | 419-1675 | 167.5 | 121-60-8 | 892 | 99.1 | 2567 | 285.2 | 169 | 18.8 |
| 1953 | 183 | 431-1986 | 198.6 | 185-101-13 | 1455 | 145.5 | 3441 | 344.1 | 258 | 25.8 |
| 1952 | 131 | NA-1818 | 181.8 | 152-58-20 | 703 | 70.3 | 2521 | 252.1 | 199 | 19.9 |
| 1951 | 164 | 646-2349 | 213.5 | 125-53-18 | 861 | 78.3 | 3210 | 291.8 | 195 | 17.7 |
| 1950 | 177 | 512-2122 | 192.9 | 197-80-19 | 1298 | 118.0 | 3420 | 310.9 | 216 | 19.6 |
| 1949 | 122 | NA-1767 | 176.7 | 153-63-11 | 985 | 98.5 | 2752 | 275.2 | 183 | 18.3 |
| 1948 | 107 | 426-993 | 90.3 | 207-88-24 | 1051 | 95.5 | 2044 | 185.8 | 73 | 6.6 |
| 1947 | 114 | NA-1353 | 135.3 | 168-65-17 | 788 | 78.8 | 2147 | 214.7 | 85 | 8.5 |
| 1946 | 83 | NA-1024 | 113.8 | 151-41-11 | 558 | 62.0 | 1582 | 175.8 | 43 | 4.8 |

ALL-TIME YEARLY RECORDS

| Year | W | L | T | Head Coach |
|------|---|---|---|------------------|
| 1890 | 1 | 0 | - | Elliott H. Jones |
| 1891 | 3 | 1 | - | Elliott H. Jones |
| 1892 | 4 | 4 | - | Elliott H. Jones |
| 1893 | 6 | 1 | - | W.J. Keller |
| 1894 | 7 | 1 | - | Henry Thornton |
| 1895 | 5 | 3 | 1 | C.L. Upton |
| 1896 | 3 | 2 | 2 | R.G. Acton |
| 1897 | 6 | 0 | 1 | R.G. Acton |
| 1898 | 1 | 5 | - | R.G. Acton |
| 1899 | 7 | 2 | - | J.L. Crane |
| 1900 | 4 | 4 | 1 | J.L. Crane |
| 1901 | 6 | 1 | 1 | W.H. Watkins |
| 1902 | 8 | 1 | - | W.H. Watkins |
| 1903 | 6 | 1 | 1 | J.H. Henry |
| 1904 | 9 | 0 | - | Dan McGugin |
| 1905 | 7 | 1 | - | Dan McGugin |
| 1906 | 8 | 1 | - | Dan McGugin |
| 1907 | 5 | 1 | 1 | Dan McGugin |
| 1908 | 7 | 2 | 1 | Dan McGugin |
| 1909 | 7 | 3 | - | Dan McGugin |
| 1910 | 8 | 0 | 1 | Dan McGugin |
| 1911 | 8 | 1 | - | Dan McGugin |
| 1912 | 8 | 1 | 1 | Dan McGugin |
| 1913 | 5 | 3 | - | Dan McGugin |
| 1914 | 2 | 6 | - | Dan McGugin |
| 1915 | 9 | 1 | - | Dan McGugin |
| 1916 | 7 | 1 | 1 | Dan McGugin |
| 1917 | 5 | 3 | - | Dan McGugin |
| 1918 | 4 | 2 | - | Ray Morrison |
| 1919 | 5 | 1 | 2 | Dan McGugin |
| 1920 | 5 | 3 | 1 | Dan McGugin |
| 1921 | 7 | 0 | 1 | Dan McGugin |
| 1922 | 8 | 0 | 1 | Dan McGugin |
| 1923 | 5 | 2 | 1 | Dan McGugin |
| 1924 | 6 | 3 | 1 | Dan McGugin |
| 1925 | 6 | 3 | - | Dan McGugin |
| 1926 | 8 | 1 | - | Dan McGugin |
| 1927 | 8 | 1 | 2 | Dan McGugin |
| 1928 | 8 | 2 | - | Dan McGugin |
| 1929 | 7 | 2 | - | Dan McGugin |
| 1930 | 8 | 2 | - | Dan McGugin |
| 1931 | 5 | 4 | - | Dan McGugin |
| 1932 | 6 | 1 | 2 | Dan McGugin |
| 1933 | 4 | 3 | 3 | Dan McGugin |
| 1934 | 6 | 3 | - | Dan McGugin |
| 1935 | 7 | 3 | - | Ray Morrison |
| 1936 | 3 | 5 | 1 | Ray Morrison |
| 1937 | 7 | 2 | - | Ray Morrison |
| 1938 | 6 | 3 | - | Ray Morrison |
| 1939 | 2 | 7 | 1 | Ray Morrison |
| 1940 | 3 | 6 | 1 | Red Sanders |
| 1941 | 8 | 2 | - | Red Sanders |
| 1942 | 6 | 4 | - | Red Sanders |
| 1943 | 5 | 0 | - | E.H. Alley |
| 1944 | 3 | 0 | 1 | Doby Bartling |
| 1945 | 3 | 6 | - | Doby Bartling |
| 1946 | 5 | 4 | - | Red Sanders |
| 1947 | 6 | 4 | - | Red Sanders |
| 1948 | 8 | 2 | 1 | Red Sanders |
| 1949 | 5 | 5 | - | Bill Edwards |
| 1950 | 7 | 4 | - | Bill Edwards |
| 1951 | 6 | 5 | - | Bill Edwards |
| 1952 | 3 | 5 | 2 | Bill Edwards |

| Year | W | L | T | Head Coach |
|----------------------------|---|----|---|------------------|
| 1953 | 3 | 7 | - | Art Guepe |
| 1954 | 2 | 7 | - | Art Guepe |
| 1955 | 8 | 3 | - | Art Guepe |
| 1956 | 5 | 5 | - | Art Guepe |
| 1957 | 5 | 3 | 2 | Art Guepe |
| 1958 | 5 | 2 | 3 | Art Guepe |
| 1959 | 5 | 3 | 2 | Art Guepe |
| 1960 | 3 | 7 | - | Art Guepe |
| 1961 | 2 | 8 | - | Art Guepe |
| 1962 | 1 | 9 | - | Art Guepe |
| 1963 | 1 | 7 | 2 | Jack Green |
| 1964 | 3 | 6 | 1 | Jack Green |
| 1965 | 2 | 7 | 1 | Jack Green |
| 1966 | 1 | 9 | - | Jack Green |
| 1967 | 2 | 7 | 1 | Bill Pace |
| 1968 | 5 | 4 | 1 | Bill Pace |
| 1969 | 4 | 6 | - | Bill Pace |
| 1970 | 4 | 7 | - | Bill Pace |
| 1971 | 4 | 6 | 1 | Bill Pace |
| 1972 | 3 | 8 | - | Bill Pace |
| 1973 | 5 | 6 | - | Steve Sloan |
| 1974 | 7 | 3 | 2 | Steve Sloan |
| 1975 | 7 | 4 | - | Fred Pancoast |
| 1976 | 2 | 9 | - | Fred Pancoast |
| 1977 | 2 | 9 | - | Fred Pancoast |
| 1978 | 2 | 9 | - | Fred Pancoast |
| 1979 | 1 | 10 | - | George MacIntyre |
| 1980 | 2 | 9 | - | George MacIntyre |
| 1981 | 4 | 7 | - | George MacIntyre |
| 1982 | 8 | 4 | - | George MacIntyre |
| 1983 | 2 | 9 | - | George MacIntyre |
| 1984 | 5 | 6 | - | George MacIntyre |
| 1985 | 3 | 7 | 1 | George MacIntyre |
| 1986 | 1 | 10 | - | Watson Brown |
| 1987 | 4 | 7 | - | Watson Brown |
| 1988 | 3 | 8 | - | Watson Brown |
| 1989 | 1 | 10 | - | Watson Brown |
| 1990 | 1 | 10 | - | Watson Brown |
| 1991 | 5 | 6 | - | Gerry DiNardo |
| 1992 | 4 | 7 | - | Gerry DiNardo |
| 1993 | 5 | 6 | - | Gerry DiNardo |
| 1994 | 5 | 6 | - | Gerry DiNardo |
| 1995 | 2 | 9 | - | Rod Dowhower |
| 1996 | 2 | 9 | - | Rod Dowhower |
| 1997 | 3 | 8 | - | Woody Widenhofer |
| 1998 | 2 | 9 | - | Woody Widenhofer |
| 1999 | 5 | 6 | - | Woody Widenhofer |
| 2000 | 3 | 8 | - | Woody Widenhofer |
| 2001 | 2 | 9 | - | Woody Widenhofer |
| 2002 | 2 | 10 | - | Bobby Johnson |
| 2003 | 2 | 10 | - | Bobby Johnson |
| 2004 | 2 | 9 | - | Bobby Johnson |
| 2005 | 5 | 6 | - | Bobby Johnson |
| 2006 | 4 | 8 | - | Bobby Johnson |
| 2007 | 5 | 7 | - | Bobby Johnson |
| 2008 | 7 | 6 | - | Bobby Johnson |
| 2009 | 2 | 10 | - | Bobby Johnson |
| 2010 | 2 | 10 | - | Robbie Caldwell |
| 2011 | 6 | 7 | - | James Franklin |
| 2012 | 9 | 4 | - | James Franklin |
| 2013 | 9 | 4 | - | James Franklin |
| 2014 | 3 | 9 | - | Derek Mason |
| Vanderbilt All-time Record | | | | 584-592-50 |

MCGUGIN

A native of Iowa and Michigan graduate, Dan McGugin coached Vanderbilt for three decades, compiling a 197-55-19 overall record. He is a member of the College Football Hall of Fame.



ALL-TIME COACHING RECORDS

| Head Coach | Years | W | L | T |
|------------------|------------|------------|------------|---------------|
| Elliott H. Jones | 1890-92 | 8 | 5 | - |
| W.J. Keller | 1893 | 6 | 1 | - |
| Henry Thornton | 1894 | 7 | 1 | - |
| C.L. Upton | 1895 | 5 | 3 | 1 |
| R.G. Acton | 1896-98 | 10 | 7 | 3 |
| J.L. Crane | 1899-1900 | 11 | 6 | 1 |
| W.H. Watkins | 1901-02 | 14 | 2 | 1 |
| J.H. Henry | 1903 | 6 | 1 | - |
| Dan McGugin* | 1904-34 | 197 | 55 | 19 |
| Ray Morrison | 1918/35-39 | 29 | 22 | 2 |
| Red Sanders** | 1940-48 | 36 | 22 | 2 |
| E.H. Alley | 1943 | 5 | 0 | - |
| Doby Bartling | 1944-45 | 6 | 6 | 1 |
| Bill Edwards | 1949-52 | 21 | 19 | 2 |
| Art Guepe | 1953-62 | 39 | 54 | 7 |
| Jack Green | 1963-66 | 7 | 29 | 4 |
| Bill Pace | 1967-72 | 22 | 38 | 3 |
| Steve Sloan | 1973-74 | 12 | 9 | 2 |
| Fred Pancoast | 1975-78 | 13 | 31 | - |
| George MacIntyre | 1979-85 | 25 | 52 | 1 |
| Watson Brown | 1986-90 | 10 | 45 | - |
| Gerry DiNardo | 1991-94 | 19 | 25 | - |
| Rod Dowhower | 1995-96 | 4 | 18 | - |
| Woody Widenhofer | 1997-2001 | 15 | 40 | - |
| Bobby Johnson | 2002-09 | 29 | 66 | - |
| Robbie Caldwell | 2010 | 2 | 10 | - |
| James Franklin | 2011-13 | 24 | 15 | - |
| Derek Mason | 2014 | 3 | 9 | - |
| TOTALS | | 125 | 584 | 592 50 |

* Coach McGugin missed the 1918 season on military duty during World War I.

** Coach Sanders missed the 1943-45 seasons on military duty during World War II.



SANDERS

Red Sanders returned to his alma mater in 1940, leading Vanderbilt to a 36-22-2 record before moving to UCLA. Sanders is a member of the College Football Hall of Fame.

YEARLY RESULTS

| | | | | |
|---------------------------|------------|---|------|--|
| 1890 (1-0) | | | | |
| Coach: Elliott H. Jones | | | | |
| Captain: Elliott H. Jones | | | | |
| 11/27 | Nashville* | W | 40-0 | |

| | | | | |
|-------------------------|-------------------|---|------|--|
| 1891 (3-1) | | | | |
| Coach: Elliott H. Jones | | | | |
| Captain: Elliott Jones | | | | |
| 11/7 | Sewanee | W | 22-0 | |
| 11/14 | Washington (Mo.)* | L | 6-24 | |
| 11/26 | Sewanee* | W | 26-4 | |
| 12/4 | Washington (Mo.) | W | 4-0 | |

| | | | | |
|---------------------------|-------------------|---|-------|--|
| 1892 (4-4) | | | | |
| Coach: Elliott H. Jones | | | | |
| Captain: Elliott H. Jones | | | | |
| 10/15 | Sewanee | L | 4-22 | |
| 10/21 | Tennessee* | W | 22-4 | |
| 10/28 | Nashville* | W | 40-0 | |
| 11/5 | Washington (Mo.)* | L | 4-14 | |
| 11/12 | Sewanee* | L | 14-28 | |
| 11/17 | Tennessee | W | 10-0 | |
| 11/19 | Georgia Tech | W | 20-10 | |
| 11/24 | North Carolina* | L | 0-24 | |

| | | | | |
|----------------------|----------------|---|-------|--|
| 1893 (6-1) | | | | |
| Coach: W.J. Keller | | | | |
| Captain: W.J. Keller | | | | |
| --- | Memphis* | W | 68-0 | |
| --- | Sewanee | W | 10-8 | |
| 11/6 | Auburn | L | 10-30 | |
| 11/12 | Georgia* | W | 35-0 | |
| 11/19 | Louisville | W | 36-12 | |
| 11/23 | Sewanee* | W | 10-0 | |
| 12/1 | Central (Ky.)* | W | 12-0 | |

| | | | | |
|-----------------------|----------------|---|------|--|
| 1894 (7-1) | | | | |
| Coach: Henry Thornton | | | | |
| Captain: W.J. Keller | | | | |
| 10/6 | Memphis | W | 64-0 | |
| 10/20 | Centre* | W | 6-0 | |
| 10/27 | Louisville | L | 8-10 | |
| 11/4 | Auburn | W | 20-4 | |
| 11/10 | Mississippi* | W | 40-0 | |
| 11/21 | Central (Ky.)* | W | 34-6 | |
| 11/24 | Cumberland | W | 62-0 | |
| 11/29 | Sewanee* | W | 12-0 | |

| | | | | |
|-----------------------|-----------------|---|------|--|
| 1895 (5-3-1) | | | | |
| Coach: C.L. Upton | | | | |
| Captain: W.P. Connell | | | | |
| 10/12 | Missouri | L | 0-16 | |
| 10/19 | Central (Ky.) | W | 10-0 | |
| 10/26 | North Carolina* | L | 0-12 | |
| 11/2 | Centre* | T | 0-0 | |
| 11/7 | Auburn | W | 9-6 | |
| 11/12 | Nashville AC | W | 20-4 | |
| 11/16 | Virginia | L | 4-6 | |
| 11/23 | Georgia | W | 6-0 | |
| 11/28 | Sewanee | W | 18-6 | |

| | | | | |
|-----------------------|-----------|---|------|--|
| 1896 (3-2-2) | | | | |
| Coach: R.G. Acton | | | | |
| Captain: W.P. Connell | | | | |
| 10/10 | Kentucky* | W | 6-0 | |
| 10/17 | Centre | L | 0-46 | |

| | | | | |
|-------|----------------|---|------|--|
| 10/24 | Central (Ky.)* | T | 0-0 | |
| --- | Missouri | L | 6-26 | |
| --- | Southwestern | W | 36-0 | |
| --- | Nashville* | T | 0-0 | |
| 11/27 | Sewanee | W | 10-4 | |

| | | | | |
|-----------------------|----------------|---|------|--|
| 1897 (6-0-1) | | | | |
| Coach: R.G. Acton | | | | |
| Captain: H.M. Boogher | | | | |
| 10/19 | Kentucky State | W | 24-0 | |
| 10/30 | Central (Ky.)* | W | 14-0 | |
| --- | VMI* | W | 12-0 | |
| 10/30 | Kentucky | W | 50-0 | |
| --- | North Carolina | W | 31-0 | |
| 11/26 | Sewanee* | W | 10-0 | |
| 12/7 | Virginia* | T | 0-0 | |

| | | | | |
|----------------------|----------------|---|------|--|
| 1898 (1-5) | | | | |
| Coach: R.G. Acton | | | | |
| Captain: Joe Goodson | | | | |
| 10/22 | Cincinnati* | L | 0-10 | |
| 10/29 | Georgia | L | 0-4 | |
| 11/5 | Nashville* | W | 5-0 | |
| 11/12 | Virginia | L | 0-18 | |
| 11/19 | Central (Ky.)* | L | 0-10 | |
| 11/25 | Sewanee* | L | 4-19 | |

| | | | | |
|----------------------------|----------------|---|-------|--|
| 1899 (7-2) | | | | |
| Coach: J.L. Crane | | | | |
| Captain: Walter H. Simmons | | | | |
| 10/6 | Cumberland | W | 32-0 | |
| 10/13 | Miami (Ohio)* | W | 12-0 | |
| 10/20 | Cincinnati* | L | 0-6 | |
| 10/30 | Indiana* | L | 0-20 | |
| 11/4 | Mississippi | W | 11-0 | |
| 11/11 | Bethel* | W | 22-0 | |
| 11/18 | Texas* | W | 6-0 | |
| 11/25 | Central (Ky.)* | W | 21-16 | |
| | Nashville | W | 5-0 | |

| | | | | |
|------------------------|-----------------|---|-------|--|
| 1900 (4-4-1) | | | | |
| Coach: J.L. Crane | | | | |
| Captain: J.F.H. Barbee | | | | |
| 10/6 | Mississippi* | W | 6-0 | |
| 10/13 | Texas | L | 0-22 | |
| 10/22 | Tennessee* | T | 0-0 | |
| --- | Centre* | L | 0-11 | |
| 11/3 | North Carolina* | L | 0-48 | |
| --- | Central (Ky.)* | W | 27-0 | |
| --- | Sewanee* | L | 10-11 | |
| --- | Bethel* | W | 29-0 | |
| 11/29 | Nashville* | W | 18-0 | |

| | | | | |
|---------------------------|------------------|---|-------|--|
| 1901 (6-1-1) | | | | |
| Coach: W.H. Watkins | | | | |
| Captain: John E. Edgerton | | | | |
| 10/5 | Kentucky* | W | 22-0 | |
| 10/12 | Central (Ky.)* | W | 25-0 | |
| 10/19 | Georgia* | W | 47-0 | |
| 10/26 | Auburn | W | 44-0 | |
| 11/2 | Washington (Mo.) | L | 11-12 | |
| 11/9 | Tennessee* | W | 22-0 | |
| 11/16 | Sewanee* | T | 0-0 | |
| 11/28 | Nashville | W | 10-0 | |

| | | | | |
|---------------------|-------------------|---|-------|--|
| 1902 (8-1) | | | | |
| Coach: W.H. Watkins | | | | |
| Captain: H.W. Davis | | | | |
| 9/27 | Cumberland | W | 45-0 | |
| 10/11 | Mississippi | W | 29-0 | |
| 10/18 | Central (Ky.) | W | 24-17 | |
| 10/25 | Tennessee* | W | 12-5 | |
| 11/1 | Washington (Mo.)* | W | 33-12 | |
| 11/8 | Kentucky* | W | 16-5 | |
| 11/15 | Tulane | W | 23-5 | |
| 11/17 | LSU* | W | 27-5 | |
| 11/27 | Sewanee* | L | 5-11 | |

| | | | | |
|---------------------|-------------------|---|------|--|
| 1903 (6-1-1) | | | | |
| Coach: J.H. Henry | | | | |
| Captain: Frank Kyle | | | | |
| 10/3 | Cumberland* | L | 0-6 | |
| 10/10 | Alabama* | W | 30-0 | |
| 10/17 | Tennessee* | W | 40-0 | |
| 10/24 | Mississippi | W | 33-0 | |
| 10/31 | Georgia | W | 33-0 | |
| 11/7 | Texas | T | 5-5 | |
| 11/14 | Washington (Mo.)* | W | 41-0 | |
| 11/21 | Sewanee* | W | 10-5 | |

| | | | | |
|---------------------------|--------------------|---|------|--|
| 1904 (9-0) | | | | |
| Coach: Dan McGugin | | | | |
| Captain: Thomas B. Graham | | | | |
| 10/1 | Mississippi State* | W | 61-0 | |
| 10/8 | Georgetown (Ky.)* | W | 66-0 | |
| 10/15 | Mississippi* | W | 69-0 | |
| 10/22 | Missouri Mines* | W | 29-4 | |
| 10/29 | Central (Ky.) | W | 97-0 | |
| 11/5 | Tennessee* | W | 22-0 | |
| 11/12 | Nashville* | W | 81-0 | |
| 11/19 | Centre | W | 22-0 | |
| 11/24 | Sewanee* | W | 27-0 | |

| | | | | |
|----------------------|------------|---|------|--|
| 1905 (7-1) | | | | |
| Coach: Dan McGugin | | | | |
| Captain: Innis Brown | | | | |
| 9/30 | Maryville* | W | 97-0 | |
| 10/7 | Alabama* | W | 34-0 | |
| 10/14 | Michigan | L | 0-18 | |
| 10/21 | Tennessee* | W | 45-0 | |
| 10/28 | Texas* | W | 33-0 | |
| 11/4 | Auburn* | W | 54-0 | |
| 11/18 | Clemson* | W | 41-0 | |
| 11/30 | Sewanee* | W | 68-4 | |

| | | | | |
|------------------------------|-------------------|---|------|--|
| 1906 (8-1) | | | | |
| Coach: Dan McGugin | | | | |
| Captain: Daniel B. Blake Jr. | | | | |
| 10/6 | Kentucky* | W | 28-0 | |
| 10/13 | Mississippi* | W | 29-0 | |
| 10/20 | Alabama* | W | 78-0 | |
| 10/27 | Texas* | W | 45-0 | |
| 10/3 | Michigan | L | 4-10 | |
| 11/10 | Rose Polytechnic* | W | 33-0 | |
| 11/17 | Georgia Tech | W | 37-6 | |
| 11/24 | Carlisle* | W | 4-0 | |
| 11/23 | Sewanee* | W | 20-0 | |

| | | | | |
|---------------------|-------------------|---|-------|--|
| 1907 (5-1-1) | | | | |
| Coach: Dan McGugin | | | | |
| Captain: R.E. Blake | | | | |
| 10/5 | Kentucky* | W | 40-0 | |
| 10/12 | Navy | T | 6-6 | |
| 10/19 | Rose Polytechnic* | W | 65-10 | |
| 11/2 | Michigan | L | 0-8 | |
| 11/9 | Mississippi* | W | 60-0 | |
| 11/16 | Georgia Tech* | W | 54-0 | |
| 11/23 | Sewanee* | W | 17-12 | |

| | | | | |
|--------------------------|-------------------|---|------|--|
| 1908 (7-2-1) | | | | |
| Coach: Dan McGugin | | | | |
| Captain: J. Vaughn Blake | | | | |
| 9/26 | Southwestern* | W | 11-5 | |
| 10/3 | Maryville* | W | 32-0 | |
| 10/10 | Rose Polytechnic* | W | 32-0 | |
| 10/17 | Clemson* | W | 41-0 | |
| 10/24 | Mississippi* | W | 29-0 | |
| 10/31 | Michigan | L | 6-24 | |
| 11/7 | Tennessee* | W | 16-9 | |
| 11/14 | Ohio State* | L | 6-17 | |
| 11/21 | Washington (Mo.) | W | 28-0 | |
| 11/26 | Sewanee* | T | 6-6 | |

| | | | | |
|------------------------|-------------------|---|------|--|
| 1909 (7-3-0) | | | | |
| Coach: Dan McGugin | | | | |
| Captain: H.H. Williams | | | | |
| 9/25 | Southwestern* | W | 52-0 | |
| 10/2 | Mercer* | W | 28-5 | |
| 10/9 | Rose Polytechnic* | W | 28-3 | |
| 10/16 | Alumni* | L | 0-3 | |
| 10/23 | Auburn* | W | 17-0 | |
| 10/30 | Mississippi* | W | 17-0 | |
| 11/6 | Tennessee* | W | 51-0 | |
| 11/13 | Ohio State | L | 0-5 | |
| 11/20 | Washington (Mo.) | W | 12-0 | |
| 11/25 | Sewanee* | L | 5-16 | |

| | | | | |
|---------------------|-------------------|---|------|--|
| 1910 (8-0-1) | | | | |
| Coach: Dan McGugin | | | | |
| Captain: W.D. Neely | | | | |
| 9/24 | Mooney* | W | 34-0 | |
| 10/1 | Rose Polytechnic* | W | 23-0 | |
| 10/8 | Castle Heights* | W | 14-0 | |
| 10/15 | Tennessee* | W | 18-0 | |
| 10/22 | Yale | T | 0-0 | |
| 10/29 | Mississippi* | W | 9-2 | |
| 11/5 | LSU* | W | 22-0 | |
| 11/12 | Georgia Tech | W | 23-0 | |
| 11/24 | Sewanee* | W | 23-6 | |

| | | | | |
|-----------------------|-------------------|---|------|--|
| 1911 (8-1) | | | | |
| Coach: Dan McGugin | | | | |
| Captain: Ray Morrison | | | | |
| 9/30 | Birmingham So.* | W | 40-0 | |
| 10/7 | Maryville* | W | 46-0 | |
| 10/14 | Rose Polytechnic* | W | 33-0 | |
| 10/21 | Central (Ky.)* | W | 45-0 | |
| 10/28 | Michigan | L | 8-9 | |
| 11/4 | Georgia* | W | 17-0 | |
| 11/11 | Kentucky | W | 18-0 | |
| 11/18 | Mississippi* | W | 21-0 | |
| 12/9 | Sewanee* | W | 31-0 | |

Nov. 27, 1890
On Thanksgiving, Vanderbilt plays its first game, topping nearby Peabody Normal School. Elliott Jones was coach and captain.



Nov. 7, 1891
Vanderbilt and Sewanee, charter members of the Southern Intercollegiate Conference, play their first game. The rivalry, typically reserved for Thanksgiving Day, continues into WWII. Vanderbilt owned a 40-8-4 advantage.

Dec. 7, 1897
After ending the season 6-0 and unscored upon, Vanderbilt agrees to host Virginia for the Southern Championship. The teams play to a classic 0-0 tie in front of 2,500 fans.

Scholars in Uniform
Two top players on the 19

YEARLY RESULTS

1912 (8-1-1)

Coach: Dan McGugin
Captain: Lewie Hardage

| | | | |
|-------|-------------------|---|-------|
| 9/28 | Bethel* | W | 105-0 |
| 10/5 | Maryville* | W | 100-3 |
| 10/12 | Rose Polytechnic* | W | 54-0 |
| 10/19 | Georgia | W | 46-0 |
| 10/26 | Mississippi* | W | 24-0 |
| 11/2 | Virginia* | W | 13-0 |
| 11/9 | Harvard | L | 3-9 |
| 11/16 | Central (Ky.)* | W | 23-0 |
| 11/23 | Auburn | T | 7-7 |
| 11/28 | Sewanee* | W | 16-0 |

1913 (5-3)

Coach: Dan McGugin
Captain: Enoch Brown

| | | | |
|-------|------------------|---|-------|
| 10/4 | Maryville* | W | 59-0 |
| 10/11 | Central (Ky.)* | W | 48-0 |
| 10/18 | Henderson-Brown* | W | 33-0 |
| 10/25 | Michigan | L | 2-33 |
| 11/1 | Virginia | L | 0-34 |
| 11/8 | Tennessee* | W | 7-6 |
| 11/15 | Auburn* | L | 6-14 |
| 11/22 | Sewanee* | W | 63-13 |

1914 (2-6)

Coach: Dan McGugin
Captain: Ammie Sikes

| | | | |
|-------|------------------|---|-------|
| 10/3 | Henderson-Brown* | W | 42-6 |
| 10/10 | Michigan | L | 3-23 |
| 10/17 | Central (Ky.)* | W | 59-0 |
| 10/24 | North Carolina* | L | 9-10 |
| 10/31 | Virginia* | L | 7-20 |
| 11/7 | Tennessee | L | 14-16 |
| 11/14 | Auburn | L | 0-6 |
| 11/21 | Sewanee* | L | 13-14 |

1915 (9-1)

Coach: Dan McGugin
Captain: H.R. Cohen

| | | | |
|-------|-------------------|---|-------|
| 9/25 | MTSU* | W | 51-0 |
| 10/2 | Southwestern* | W | 47-0 |
| 10/9 | Georgetown (Ky.)* | W | 75-0 |
| 10/13 | Cumberland* | W | 60-0 |
| 10/16 | Henderson-Brown* | W | 100-0 |
| 10/23 | Mississippi | W | 91-0 |
| 10/30 | Tennessee* | W | 35-0 |
| 11/6 | Virginia | L | 10-35 |
| 11/13 | Auburn | W | 17-0 |
| 11/28 | Sewanee* | W | 28-3 |

1916 (7-1-1)

Coach: Dan McGugin
Captain: Irby R. "Rabbit" Curry

| | | | |
|-------|-------------------|---|------|
| 9/30 | Southwestern* | W | 86-0 |
| 10/7 | Transylvania* | W | 42-0 |
| 10/14 | Kentucky | W | 45-0 |
| 10/21 | Mississippi* | W | 35-0 |
| 10/28 | Virginia* | W | 27-6 |
| 11/4 | Rose Polytechnic* | W | 67-0 |
| 11/11 | Tennessee | L | 6-10 |
| 11/18 | Auburn | W | 20-9 |
| 11/25 | Sewanee* | T | 0-0 |

1917 (5-3)

Coach: Dan McGugin
Captain: Alfred T. Adams

| | | | |
|-------|-------------------|---|------|
| 10/6 | Transylvania* | W | 41-0 |
| 10/13 | Chicago | L | 0-48 |
| 10/20 | Kentucky* | W | 5-0 |
| 10/27 | Howard (Samford)* | W | 69-0 |
| 11/3 | Georgia Tech | L | 0-83 |
| 11/10 | Alabama | W | 7-2 |
| 11/17 | Auburn* | L | 7-31 |
| 11/29 | Sewanee* | W | 13-6 |

1918 (4-2)

Coach: Ray Morrison
Captain: Herman Daves

| | | | |
|-------|-----------------|---|------|
| 10/19 | Camp Greenleaf* | L | 0-6 |
| 10/26 | Camp Hancock* | L | 6-25 |
| 11/2 | Kentucky* | W | 33-0 |
| 11/9 | Tennessee* | W | 76-0 |
| 11/16 | Auburn | W | 21-0 |
| 11/28 | Sewanee* | W | 40-0 |

1919 (5-1-2)

Coach: Dan McGugin
Captain: Josh Cody

| | | | |
|-------|----------------|---|-------|
| 10/4 | Union (Tenn.)* | W | 41-0 |
| 10/11 | Tennessee* | T | 3-3 |
| 10/18 | Georgia Tech | L | 0-20 |
| 10/25 | Auburn* | W | 7-6 |
| 11/1 | Kentucky* | T | 0-0 |
| 11/8 | Alabama* | W | 16-12 |
| 11/15 | Virginia* | W | 10-6 |
| 11/27 | Sewanee* | W | 33-21 |

1920 (5-3-1)

Coach: Dan McGugin
Captain: John C. Floyd

| | | | |
|-------|-----------------|---|------|
| 10/2 | Birmingham-So.* | W | 54-0 |
| 10/9 | Tennessee | W | 20-0 |
| 10/16 | Georgia Tech* | L | 0-44 |
| 10/23 | Auburn | L | 6-56 |
| 10/30 | Kentucky* | W | 20-0 |
| 11/6 | Alabama | L | 7-14 |
| 11/13 | MTSU | W | 34-0 |
| 11/20 | Virginia* | T | 7-7 |
| 11/27 | Sewanee* | W | 21-3 |

1921 (7-0-1)

Coach: Dan McGugin
Captain: W.J. Wade

| | | | |
|-------|------------|---|-------|
| 10/1 | MTSU* | W | 34-0 |
| 10/8 | Mercer* | W | 42-0 |
| 10/15 | Kentucky | W | 21-14 |
| 10/22 | Texas | W | 20-0 |
| 10/29 | Tennessee* | W | 14-0 |
| 11/5 | Alabama | W | 14-0 |
| 11/13 | Georgia* | T | 7-7 |
| 11/19 | Sewanee* | W | 9-0 |

1922 (8-0-1)

Coach: Dan McGugin
Captain: Jess C. Neely

| | | | |
|-------|------------------|---|-------|
| 9/30 | MTSU* | W | 38-0 |
| 10/7 | Henderson-Brown* | W | 33-0 |
| 10/14 | Michigan* | T | 0-0 |
| 10/21 | Texas | W | 20-10 |

| | | | |
|-------|-----------|---|------|
| 10/28 | Mercer* | W | 25-0 |
| 11/4 | Tennessee | W | 14-6 |
| 11/11 | Kentucky* | W | 9-0 |
| 11/18 | Georgia | W | 12-0 |
| 11/25 | Sewanee* | W | 26-0 |

1923 (5-2-1)

Coach: Dan McGugin
Captain: Oliver W. Kuhn

| | | | |
|-------|--------------------|---|------|
| 10/6 | Howard (Samford)* | W | 27-0 |
| 10/13 | Michigan | L | 0-3 |
| 10/20 | Texas | L | 0-16 |
| 10/27 | Tulane* | W | 17-0 |
| 11/3 | Mississippi State* | T | 0-0 |
| 11/10 | Tennessee* | W | 51-7 |
| 11/17 | Georgia* | W | 35-7 |
| 11/24 | Sewanee* | W | 7-0 |

1924 (6-3-1)

Coach: Dan McGugin
Captain: E.E. Kelly

| | | | |
|-------|--------------------|---|-------|
| 9/27 | Henderson-Brown* | W | 13-0 |
| 10/4 | Birmingham So.* | W | 61-0 |
| 10/11 | Quantico Marines | T | 13-13 |
| 10/18 | Tulane | L | 13-21 |
| 10/25 | Georgia* | L | 0-3 |
| 11/1 | Auburn* | W | 13-0 |
| 11/8 | Mississippi State* | W | 18-0 |
| 11/15 | Georgia Tech | W | 3-0 |
| 11/22 | Minnesota | W | 16-0 |
| 11/29 | Sewanee* | L | 0-16 |

1925 (6-3)

Coach: Dan McGugin
Captain: Gil Reese

| | | | |
|-------|------------------|---|------|
| 9/26 | MTSU* | W | 27-0 |
| 10/3 | Henderson-Brown* | W | 41-0 |
| 10/10 | Texas* | W | 14-6 |
| 10/17 | Tennessee* | W | 34-7 |
| 10/24 | Georgia | L | 7-26 |
| 10/31 | Mississippi* | W | 7-0 |
| 11/7 | Georgia Tech* | L | 0-7 |
| 11/14 | Auburn | L | 9-10 |
| 11/21 | Sewanee* | W | 19-7 |

1926 (8-1)

Coach: Dan McGugin
Captain: Neil Cargile

| | | | |
|-------|---------------|---|-------|
| 9/25 | MTSU* | W | 69-0 |
| 10/2 | Alabama | L | 7-19 |
| 10/9 | Bryson* | W | 48-0 |
| 10/16 | Texas | W | 7-0 |
| 10/23 | Georgia* | W | 14-13 |
| 10/30 | Southwestern* | W | 50-0 |
| 11/6 | Georgia Tech | W | 13-7 |
| 11/13 | Tennessee* | W | 20-3 |
| 11/20 | Sewanee* | W | 13-0 |

1927 (8-1-2)

Coach: Dan McGugin
Captain: Vernon Sharp Jr.

| | | | |
|-------|-------------|---|-------|
| 9/24 | Chattanooga | W | 45-18 |
| 10/1 | Ouachita* | W | 39-10 |
| 10/8 | Centre | W | 53-6 |
| 10/15 | Texas | L | 6-13 |
| 10/22 | Tulane* | W | 32-0 |

| | | | |
|-------|---------------|---|-------|
| 10/29 | Kentucky | W | 34-6 |
| 11/5 | Georgia Tech* | T | 0-0 |
| 11/12 | Tennessee | T | 7-7 |
| 11/19 | Maryland* | W | 39-20 |
| 11/26 | Sewanee* | W | 26-6 |
| 12/3 | Alabama | W | 14-7 |

1928 (8-2)

Coach: Dan McGugin
Captain: James Armistead

| | | | |
|-------|--------------|---|-------|
| 9/29 | Chattanooga | W | 20-0 |
| 10/6 | Colgate* | W | 12-7 |
| 10/13 | Texas | W | 13-12 |
| 10/20 | Tulane | W | 13-6 |
| 10/27 | Virginia* | W | 34-0 |
| 11/3 | Kentucky* | W | 14-7 |
| 11/10 | Georgia Tech | L | 7-19 |
| 11/17 | Tennessee* | L | 0-6 |
| 11/24 | Centre* | W | 26-0 |
| 12/1 | Sewanee* | W | 13-0 |

1929 (7-2)

Coach: Dan McGugin
Captain: John Neil Brown

| | | | |
|-------|---------------|---|------|
| 9/28 | Mississippi* | W | 19-7 |
| 10/5 | Ouachita* | W | 26-6 |
| 10/12 | Minnesota | L | 6-15 |
| 10/19 | Auburn | W | 41-2 |
| 10/26 | Maryville* | W | 33-0 |
| 11/2 | Alabama* | W | 13-0 |
| 11/9 | Georgia Tech* | W | 23-7 |
| 11/16 | Tennessee | L | 0-13 |
| 11/23 | Sewanee* | W | 26-6 |

1930 (8-2)

Coach: Dan McGugin
Captain: Joe Scheffer

| | | | |
|-------|---------------|---|------|
| 9/29 | Chattanooga* | W | 39-0 |
| 10/4 | Minnesota | W | 33-7 |
| 10/11 | Virginia Tech | W | 40-0 |
| 10/18 | Spring Hill* | W | 27-6 |
| 10/25 | Alabama | L | 7-12 |
| 11/1 | Mississippi* | W | 24-0 |
| 11/8 | Georgia Tech | W | 6-0 |
| 11/15 | Tennessee* | L | 0-13 |
| 11/22 | Auburn* | W | 27-0 |
| 12/1 | Maryland* | W | 22-7 |

1931 (5-4)

Coach: Dan McGugin
Captain: Amos Leonard

| | | | |
|-------|-------------------|---|-------|
| 9/26 | Western Kentucky* | W | 52-6 |
| 10/3 | North Carolina* | W | 13-0 |
| 10/10 | Ohio State | W | 26-21 |
| 10/17 | Tulane* | L | 0-19 |
| 10/24 | Georgia | L | 0-9 |
| 10/31 | Georgia Tech | W | 49-7 |
| 11/7 | Maryland* | W | 39-12 |
| 11/14 | Tennessee | L | 7-21 |
| 11/26 | Alabama* | L | 6-14 |

The Golden Years

Dan McGugin's Commodores took on all comers, and rarely failed to deliver a victory. Traveling by rail across much of the nation, the program compiled a 124-30 record from 1904-22.



Overpowering Commodores

From 1910 to 1912, McGugin's teams went 24-2-1, and outscored their opponents by a combined 816-35 margin. Above, fans line Curry Field with Model Ts to watch 1910 game.

Playing the Texas State Fair

Before Oklahoma and Texas started the Red River Shootout, it was Vanderbilt vs. Texas at the Texas State Fair in Dallas. Vanderbilt won five of seven games with the Longhorns between 1921 and 1928.

Aug. 10, 1918

One of the greatest and most beloved "Dores of all-time, Irby "Rabbit" Curry, gave his life defending America in the skies over France.

Curry was a standout quarterback from 1914-16, a scholar and student leader. As a senior, classmates elected him "Bachelor of Ugliness" — the highest award given to a male Vanderbilt undergrad.

Oct. 14, 1922

McGugin invites powerful Michigan as the Commodores' initial opponent in Dudley Field. The teams play to a 0-0 tie before a huge crowd. The tie was preserved when captain Jess Neely recovered a fumble near in Commodore goal.



McGugin's Assistants

Dan McGugin, middle, is shown in 1922 with new assistant Wallace Wade, far left, an eventual Hall of Famer. The 1922 team captain, Jess Neely, later became a legend.

YEARLY RESULTS

1932 (6-1-2)

Coach: Dan McGugin

game captains selected

| | | | |
|-------|-------------------|---|------|
| 9/24 | Mercer* | W | 20-7 |
| 10/1 | North Carolina | W | 39-7 |
| 10/8 | Western Kentucky* | W | 26-0 |
| 10/15 | Tulane | T | 6-6 |
| 10/22 | Georgia* | W | 12-6 |
| 10/29 | Georgia Tech* | W | 12-0 |
| 11/5 | Maryland | W | 13-0 |
| 11/12 | Tennessee* | T | 0-0 |
| 11/24 | Alabama | L | 0-20 |

1933 (4-3-3/2-2-2 6th)

first year of Southeastern Conference

Coach: Dan McGugin

game captains selected

| | | | |
|-------|--------------------|---|-------|
| 9/23 | Cumberland* | W | 50-0 |
| 9/30 | Oklahoma | T | 0-0 |
| 10/7 | North Carolina* | W | 20-13 |
| 10/14 | Ohio State | L | 0-20 |
| 10/21 | Mississippi State* | T | 7-7 |
| 10/28 | LSU | T | 7-7 |
| 11/4 | Georgia Tech | W | 9-6 |
| 11/11 | Sewanee* | W | 27-14 |
| 11/18 | Tennessee | L | 6-33 |
| 11/30 | Alabama* | L | 0-7 |

1934 (6-3/4-3 6th)

Coach: Dan McGugin

Captain: Eugene Beck

| | | | |
|-------|--------------------|---|-------|
| 9/29 | Mississippi State* | W | 7-0 |
| 10/6 | Georgia Tech | W | 27-12 |
| 10/13 | Cincinnati | W | 32-0 |
| 10/20 | Auburn* | W | 7-6 |
| 10/27 | LSU* | L | 0-29 |
| 11/3 | Geo. Washington | W | 7-6 |
| 11/10 | Sewanee* | W | 19-0 |
| 11/17 | Tennessee* | L | 6-13 |
| 11/29 | Alabama* | L | 0-34 |

1935 (7-3/5-1 2nd)

Coach Ray Morrison

Captain: Charles W. Geny

| | | | |
|-------|--------------------|---|-------|
| 9/21 | Union (Tenn.)* | W | 34-0 |
| 9/28 | Mississippi State* | W | 14-9 |
| 10/5 | Cumberland* | W | 32-7 |
| 10/12 | Temple | L | 3-6 |
| 10/19 | Fordham | L | 7-13 |
| 10/26 | LSU* | L | 2-7 |
| 11/2 | Georgia Tech | W | 14-13 |
| 11/9 | Sewanee* | W | 46-0 |
| 11/16 | Tennessee | W | 13-7 |
| 11/28 | Alabama* | W | 14-6 |

1936 (3-5-1/1-3-1 9th)

Coach: Ray Morrison

Captain: Herbert G. Plasman

| | | | |
|-------|---------------|---|-------|
| 9/26 | MTSU* | W | 45-0 |
| 10/3 | Chicago | W | 37-0 |
| 10/10 | Southwestern* | L | 0-12 |
| 10/17 | SMU | L | 0-16 |
| 10/24 | Georgia Tech* | T | 0-0 |
| 10/31 | LSU* (#8) | L | 0-19 |
| 11/7 | Sewanee* | W | 14-0 |
| 11/14 | Tennessee* | L | 13-26 |
| 11/25 | Alabama (#3) | L | 6-14 |

1937 (7-2/4-2 4th)

Coach: Ray Morrison

Captain: Carl C. Hinkle Jr.

| | | | |
|-------|---------------------|---|------|
| 9/25 | Kentucky* | W | 12-0 |
| 10/2 | Chicago* | W | 18-0 |
| 10/8 | Southwestern | W | 17-6 |
| 10/13 | SMU* | W | 6-0 |
| 10/2 | (#20) LSU* (#6) | W | 7-6 |
| 10/31 | (#7) Georgia Tech | L | 0-14 |
| 11/7 | Sewanee* | W | 41-0 |
| 11/13 | Tennessee | W | 13-7 |
| 11/25 | (#12) Alabama* (#4) | L | 7-9 |

1938 (6-3/4-3 6th)

Coach: Ray Morrison

Captain: Marvin A. Franklin Jr.

| | | | |
|-------|-------------------|---|------|
| 9/24 | Washington (Mo.) | W | 20-0 |
| 10/1 | Western Kentucky* | W | 12-0 |
| 10/8 | Kentucky | W | 14-7 |
| 10/15 | Mississippi* | W | 13-7 |
| 10/22 | (#16) LSU | L | 0-7 |
| 10/29 | Georgia Tech* | W | 13-7 |
| 11/5 | Sewanee* | W | 14-0 |
| 11/12 | Tennessee* (#4) | L | 0-14 |
| 11/24 | Alabama | L | 0-7 |

1939 (2-7-1/1-6 11th)

Coach: Ray Morrison

Captain: Raymond Andrus

| | | | |
|-------|-----------------|---|-------|
| 9/23 | Tennessee Tech* | T | 13-13 |
| 9/30 | Rice | W | 13-12 |
| 10/7 | Kentucky* | L | 13-21 |
| 10/14 | VMI* | L | 13-20 |
| 10/21 | Georgia Tech | L | 6-14 |
| 10/28 | LSU* | L | 6-12 |
| 11/4 | Mississippi | L | 7-14 |
| 11/11 | Sewanee* | W | 25-7 |
| 11/18 | Tennessee (#1) | L | 0-13 |
| 11/30 | Alabama | L | 0-39 |

1940 (3-6-1/1-5-1 11th)

Coach: Red Sanders

Captain: John Ellis

| | | | |
|-------|-------------------|---|-------|
| 9/28 | Washington & Lee* | W | 19-0 |
| 10/5 | Princeton | L | 6-7 |
| 10/12 | Kentucky* | T | 7-7 |
| 10/19 | Georgia Tech | L | 0-19 |
| 10/26 | LSU | L | 0-7 |
| 11/2 | Mississippi | L | 7-13 |
| 11/9 | Sewanee* | W | 20-0 |
| 11/16 | Tennessee Tech* | W | 21-0 |
| 11/23 | Alabama (#17) | L | 21-25 |
| 11/30 | Tennessee* (#6) | L | 0-20 |

1941 (8-2/3-2 6th)

Coach: Red Sanders

Captain: Joe Atkinson

| | | | |
|-------|---------------------|---|-------|
| 9/27 | Purdue | W | 3-0 |
| 10/4 | Tennessee Tech* | W | 42-0 |
| 10/11 | Kentucky | W | 39-15 |
| 10/18 | (#18) Georgia Tech* | W | 14-7 |
| 10/25 | (#15) Princeton* | W | 46-7 |
| 11/1 | (#10) Tulane* | L | 14-34 |
| 11/8 | Sewanee* | W | 20-0 |
| 11/15 | Louisville | W | 68-0 |
| 11/22 | Alabama* (#7) | W | 7-0 |
| 11/29 | (#12) Tennessee | L | 7-26 |

1942 (6-4/2-4 8th)

Coach: Red Sanders

Captain: Fred Holder

| | | | |
|-------|--------------------------|---|-------|
| 9/26 | Tennessee Tech* | W | 52-0 |
| 10/3 | Purdue* | W | 26-0 |
| 10/10 | Kentucky | W | 7-6 |
| 10/17 | (#12) Mississippi State* | L | 0-33 |
| 10/24 | Centre* | W | 66-0 |
| 10/31 | Tulane | L | 21-28 |
| 11/7 | Mississippi | W | 19-0 |
| 11/14 | Union (Tenn.) | W | 27-0 |
| 11/21 | Alabama (#9) | L | 7-27 |
| 11/28 | Tennessee* (#10) | L | 7-19 |

1943 (5-0)

Coach: E.H. Alley

Captains: James Hamilton, Bob Hamilton;

Captain-Elect Bernie Rohling joined the

U.S. Marine Corps

| | | |
|-----------------|---|-------|
| Tennessee Tech | W | 30-0 |
| Camp Campbell | W | 40-14 |
| Milligan* | W | 26-6 |
| Carson-Newman* | W | 12-6 |
| Tennessee Tech* | W | 47-7 |

1944 (3-0-1)

Coach: Doby Bartling

Captains: Lee Austin, Dick Bostick

| | | | |
|-------|-----------------|---|------|
| 10/7 | Sewanee | T | 0-0 |
| 10/28 | Tennessee Tech* | W | 19-7 |
| 11/4 | Tennessee Tech | W | 20-9 |
| 11/23 | Sewanee* | W | 28-7 |

1945 (3-6/2-4 9th)

Coach: Doby Bartling

Captains: Dick Bostick, James Hamilton

| | | | |
|-------|-----------------|---|-------|
| 9/29 | Tennessee Tech* | W | 12-0 |
| 10/6 | Mississippi* | L | 7-14 |
| 10/13 | Florida | W | 7-0 |
| 10/20 | Kentucky* | W | 19-6 |
| 10/27 | LSU (#13) | L | 7-39 |
| 11/3 | VMI* | L | 13-27 |
| 11/10 | Chattanooga* | L | 6-13 |
| 11/17 | Alabama* (#3) | L | 0-71 |
| 12/1 | Tennessee (#17) | L | 0-45 |

1946 (5-4/3-4 7th)

Coach: Red Sanders

Captain: Alf Satterfield

| | | | |
|-------|-------------------|---|------|
| 9/28 | Tennessee Tech* | W | 35-0 |
| 10/5 | Mississippi | W | 7-0 |
| 10/12 | Florida* | W | 20-0 |
| 10/19 | Kentucky | L | 7-10 |
| 10/26 | LSU* | L | 0-14 |
| 11/2 | Auburn | W | 19-0 |
| 11/9 | N.C. State* (#20) | W | 7-0 |
| 11/16 | Alabama | L | 7-12 |
| 11/30 | Tennessee* (#8) | L | 6-7 |

1947 (6-4/3-3 5th)

Coach: Red Sanders

Captains: John North, Tex Robertson

| | | | |
|-------|--------------------------|---|-------|
| 9/27 | Northwestern | W | 3-0 |
| 10/4 | Alabama* | W | 14-7 |
| 10/11 | (#10) Mississippi* (#18) | W | 10-6 |
| 10/18 | (#10) Kentucky* (#20) | L | 0-14 |
| 10/25 | (#19) LSU* (#18) | L | 13-19 |

| | | | |
|-------|-----------------|---|------|
| 11/1 | Auburn* | W | 28-0 |
| 11/8 | Tennessee Tech* | W | 68-0 |
| 11/14 | Miami (Fla.) | W | 33-7 |
| 11/22 | Maryland* | L | 6-20 |
| 11/29 | Tennessee | L | 7-12 |

1948 (8-2-1/4-2-1 4th)

Coach: Red Sanders

Captain: John Clark

| | | | |
|-------|--------------------|---|-------|
| 9/25 | Georgia Tech* | L | 0-13 |
| 10/2 | Alabama | T | 14-14 |
| 10/9 | Mississippi (#14) | L | 7-20 |
| 10/16 | Kentucky | W | 26-7 |
| 10/23 | Yale | W | 35-0 |
| 10/29 | Auburn | W | 47-0 |
| 11/6 | LSU* | W | 48-7 |
| 11/13 | Marshall* | W | 56-0 |
| 11/20 | Maryland* | W | 34-0 |
| 11/27 | (#15) Tennessee* | W | 28-6 |
| 12/3 | (#12) Miami (Fla.) | W | 33-6 |

1949 (5-5/4-4 7th)

Coach: Bill Edwards

Captain: Carl Copp

| | | | |
|-------|-----------------|---|-------|
| 9/24 | Georgia Tech | L | 7-12 |
| 10/1 | Alabama* | W | 14-7 |
| 10/8 | Mississippi* | W | 28-27 |
| 10/15 | Florida | W | 22-17 |
| 10/22 | Arkansas* | L | 6-7 |
| 10/29 | Auburn* | W | 26-7 |
| 11/5 | LSU (#17) | L | 13-33 |
| 11/12 | Tulane* | L | 14-41 |
| 11/19 | Marshall* | W | 27-6 |
| 11/26 | Tennessee (#18) | L | 20-26 |

1950 (7-4/3-4 9th)

Coach: Bill Edwards

Captain: Russ Faulkinberry

| | | | |
|-------|--------------------|---|-------|
| 9/23 | MTSU* | W | 47-0 |
| 9/30 | Auburn* | W | 41-0 |
| 10/7 | Alabama* (#12) | W | 27-22 |
| 10/14 | (#19) Mississippi* | W | 20-14 |
| 10/21 | (#13) Florida* | L | 27-31 |
| 10/28 | Arkansas | W | 14-13 |
| 11/3 | Chattanooga | W | 34-12 |
| 11/11 | LSU* | L | 7-33 |
| 11/18 | Memphis | W | 29-13 |
| 11/25 | Tulane | L | 6-35 |
| 12/2 | Tennessee* (#4) | L | 0-43 |

1951 (6-5/3-5 7th)

Coach: Bill Edwards

Captain: Bob Werckle

| | | | |
|-------|--------------------|---|-------|
| 9/22 | MTSU* | W | 22-7 |
| 9/29 | Auburn | L | 14-24 |
| 10/6 | Alabama* | W | 22-20 |
| 10/13 | Mississippi | W | 34-20 |
| 10/20 | Florida | L | 13-33 |
| 10/27 | Georgia Tech* (#3) | L | 7-8 |
| 11/3 | Chattanooga* | W | 19-14 |
| 11/10 | LSU | W | 20-13 |
| 11/17 | Tulane* | L | 10-14 |
| 11/24 | Memphis* | W | 13-7 |
| 12/1 | Tennessee (#1) | L | 27-35 |

Nov. 29, 1934

After three decades at the helm of Commodore football, Dan McGugin steps aside to become athletics director. He retired with a remarkable 197-55-19 record. He ranks among the NCAA Top 20 in all-time wins.



Looking Within to Replace a Legend

McGugin picked one of his best Commodore players, Ray Morrison, as a replacement. Morrison came after a stellar tenure as SMU's coach.

Oct. 23, 1937

Early in the game against No. 6 LSU, tackle Greer Ricketson took the ball cleverly hidden on the ground by the Vanderbilt quarterback and rammed 50 yards for a score. The 'Dores would win 7-6.



Nov. 22, 1941

In his second year, Sanders returned the 'Dores to prominence. Their 7-0 win over Alabama on this date gave the team an 8-1 mark.

Sanders' 1941 Staff

Vanderbilt Head Coach Red Sanders, far left, hired excellent assistants. In 1941, his staff included a future legend in Paul "Bear" Bryant, who mentored Commodore linemen in the 1941-42 seasons.

Defense After WWII

Sanders' 1946 squad posted five shutouts, including four against conference foes.

YEARLY RESULTS



THE 1955 COMMODORES

Coached by Art Guepe, the 1955 Commodores win six straight games to get to the Gator Bowl where they defeat No. 8 Auburn 25-13.

1952 (3-5-2/1-4-1 11th)

Coach: Bill Edwards

Captains: John Cheadle, Don Wade

| | | | |
|-------|-------------------|---|-------|
| 9/20 | Georgia* | L | 7-19 |
| 9/27 | Virginia | L | 0-27 |
| 10/4 | Northwestern | T | 20-20 |
| 10/11 | Mississippi* | T | 21-21 |
| 10/18 | Florida* | W | 20-13 |
| 10/25 | Georgia Tech (#5) | L | 0-30 |
| 11/1 | Wash. & Lee* | W | 67-7 |
| 11/7 | Miami (Fla.) | W | 9-0 |
| 11/15 | Tulane | L | 7-16 |
| 11/29 | Tennessee* (#9) | L | 0-46 |

1953 (3-7/1-5 7th)

Coach: Art Guepe

Captain: Larry Stone

| | | | |
|-------|--------------------|---|-------|
| 9/26 | Pennsylvania | L | 7-13 |
| 10/3 | Alabama* | L | 12-21 |
| 10/10 | Mississippi | L | 6-28 |
| 10/17 | Baylor (#8) | L | 6-47 |
| 10/24 | Virginia* | W | 28-13 |
| 10/31 | Georgia Tech* (#8) | L | 0-43 |
| 11/7 | Kentucky* (#14) | L | 14-40 |
| 11/14 | Tulane | W | 21-7 |
| 11/21 | MTSU* | W | 31-13 |
| 11/28 | Tennessee | L | 6-33 |

1954 (2-7/1-5 11th)

Coach: Art Guepe

Captains: Pete Williams, John Hall

| | | | |
|-------|-------------------|---|-------|
| 9/25 | Baylor (#10) | L | 19-25 |
| 10/2 | Alabama | L | 14-28 |
| 10/9 | Mississippi* (#7) | L | 7-22 |
| 10/16 | Georgia | L | 14-16 |
| 10/30 | Rice (#19) | L | 13-34 |
| 11/6 | Kentucky | L | 7-19 |
| 11/13 | Tulane* | L | 0-6 |
| 11/20 | Villanova* | W | 34-19 |
| 11/27 | Tennessee* | W | 26-0 |

1955 (8-3/4-3 5th)

Coach: Art Guepe

Captains: Larry Frank, Jim Cunningham

| | | | |
|------|-------------|---|-------|
| 9/24 | Georgia | L | 13-14 |
| 10/1 | Alabama* | W | 21-6 |
| 10/8 | Mississippi | L | 0-13 |

| | | | |
|-------|-----------------|---|-------|
| 10/14 | Chattanooga | W | 12-0 |
| 10/22 | MTSU* | W | 46-0 |
| 10/29 | Virginia* | W | 34-7 |
| 11/5 | Kentucky* (#17) | W | 34-0 |
| 11/12 | Tulane | W | 20-7 |
| 11/19 | Florida* | W | 21-8 |
| 11/26 | (#19) Tennessee | L | 14-20 |
| 12/31 | Auburn (#8) ^ | W | 25-13 |

^ Gator Bowl, Jacksonville, Fla.

1956 (5-5/2-5 8th)

Coach: Art Guepe

Captains: Don Orr, Art Demmas

| | | | |
|-------|--------------------|---|-------|
| 9/22 | Georgia* | W | 14-0 |
| 9/29 | (#15) Chattanooga* | W | 46-7 |
| 10/6 | (#18) Alabama | W | 32-7 |
| 10/13 | (#13) Mississippi | L | 0-16 |
| 10/20 | Florida* | L | 7-21 |
| 10/27 | MTSU | W | 23-13 |
| 11/3 | Virginia | W | 6-2 |
| 11/10 | Kentucky | L | 6-7 |
| 11/17 | Tulane* | L | 6-13 |
| 12/1 | Tennessee* (#2) | L | 7-27 |

1957 (5-3-2/3-3 6th)

Coach: Art Guepe

Captains: Bob Laws, Phil King

| | | | |
|-------|--------------------|---|-------|
| 9/21 | Missouri* | T | 7-7 |
| 9/28 | Georgia | W | 9-6 |
| 10/5 | Alabama* | T | 6-6 |
| 10/12 | Mississippi* (#14) | L | 0-28 |
| 10/19 | Penn State | W | 32-20 |
| 11/2 | LSU* | W | 7-0 |
| 11/9 | Kentucky* | W | 12-7 |
| 11/16 | Florida | L | 7-14 |
| 11/23 | The Citadel* | W | 27-0 |
| 11/30 | Tennessee (#18) | L | 6-20 |

1958 (5-2-3/2-1-3 4th)

Coach: Art Guepe

Captains: Billy Grover

| | | | |
|-------|---------------|---|-------|
| 9/20 | Missouri | W | 12-8 |
| 9/27 | Georgia* | W | 21-14 |
| 10/4 | (#20) Alabama | T | 0-0 |
| 10/11 | Clemson* (#8) | L | 7-12 |
| 10/18 | Florida (#18) | T | 6-6 |
| 10/25 | Virginia* | W | 39-6 |

| | | | |
|-------|------------------|---|-------|
| 10/31 | Miami, Fla. | W | 28-15 |
| 11/8 | Kentucky | T | 0-0 |
| 11/15 | Tulane* | W | 12-0 |
| 11/29 | (#15) Tennessee* | L | 6-10 |

1959 (5-3-2/3-2-2 6th)

Coach: Art Guepe

Captain: Tom Moore

| | | | |
|-------|--------------------------|------|------|
| 9/26 | Georgia (#17) | L | 6-21 |
| 10/3 | Alabama* | T | 7-7 |
| 10/10 | Mississippi* (#5) | L | 0-33 |
| 10/17 | Florida* (#19) | W | 13-6 |
| 10/24 | Virginia | W | 33-0 |
| 10/31 | Minnesota | L | 6-20 |
| 11/7 | Kentucky* | W | 11-6 |
| 11/14 | Tulane | T | 6-6 |
| 11/21 | Florence (Ala.) State* W | 42-7 | |
| 11/28 | Tennessee | W | 14-0 |

1960 (3-7/1-6 12th)

Coach: Art Guepe

Captain: Fred Riggs

| | | | |
|-------|-------------------|---|-------|
| 9/24 | Georgia* | L | 7-18 |
| 10/1 | Alabama (#15) | L | 0-21 |
| 10/8 | Mississippi* (#2) | L | 0-26 |
| 10/15 | Florida | L | 0-12 |
| 10/22 | Marquette | W | 23-6 |
| 10/29 | Clemson* | W | 22-20 |
| 11/5 | Kentucky | L | 0-27 |
| 11/12 | William & Mary* | W | 22-8 |
| 11/19 | Tulane* | L | 0-20 |
| 11/26 | Tennessee* | L | 0-35 |

1961 (2-8/1-6 12th)

Coach: Art Guepe

Captains: Cody Brinkley, Ed Creagh

| | | | |
|-------|------------------|---|-------|
| 9/23 | West Virginia* | W | 16-6 |
| 9/30 | Georgia | W | 21-0 |
| 10/7 | Alabama* (#4) | L | 6-35 |
| 10/14 | UCLA | L | 21-28 |
| 10/21 | Florida* | L | 0-7 |
| 10/28 | Mississippi (#2) | L | 0-47 |
| 11/11 | Kentucky* | L | 3-16 |
| 11/17 | Tulane | L | 14-17 |
| 11/25 | South Carolina* | L | 7-23 |
| 12/2 | Tennessee | L | 7-41 |

1962 (1-9/1-6 12th)

Coach: Art Guepe

Captains: Jule Crocker, Mike Reese

| | | | |
|-------|-------------------|---|-------|
| 9/22 | West Virginia | L | 0-26 |
| 9/29 | Georgia* | L | 0-10 |
| 10/6 | Alabama (#2) | L | 7-17 |
| 10/13 | The Citadel* | L | 6-21 |
| 10/20 | Florida | L | 7-42 |
| 10/27 | Mississippi* (#7) | L | 0-35 |
| 11/3 | Boston College* | L | 22-27 |
| 11/10 | Kentucky | L | 0-7 |
| 11/17 | Tulane | W | 20-0 |
| 12/1 | Tennessee* | L | 0-30 |

1963 (1-7-2/0-5-2 10th)

Coach: Jack Green

Captain: Sam Sullins

| | | | |
|-------|------------------|---|-------|
| 9/21 | Furman* | L | 13-14 |
| 9/28 | Georgia | L | 0-20 |
| 10/5 | Alabama* (#2) | L | 6-21 |
| 10/19 | Florida* | L | 0-21 |
| 10/26 | Mississippi (#5) | L | 7-27 |
| 11/2 | Boston College | L | 6-19 |
| 11/9 | Kentucky* | T | 0-0 |
| 11/16 | Tulane | T | 10-10 |
| 11/23 | Geo. Washington* | W | 31-0 |
| 11/30 | Tennessee* | L | 0-14 |

1964 (3-6-1/1-4-9th)

Coach: Jack Green

Captains: Dave Malone, Bill Juday, Willard Fuqua

| | | | |
|-------|-----------------|---|-------|
| 9/19 | Georgia Tech | L | 2-14 |
| 9/26 | Georgia* | L | 0-7 |
| 10/3 | Alabama (#4) | L | 0-24 |
| 10/10 | Wake Forest* | W | 9-6 |
| 10/17 | Geo. Washington | W | 14-0 |
| 10/24 | Mississippi* | T | 7-7 |
| 11/7 | Kentucky | L | 21-22 |
| 11/14 | Tulane* | L | 2-7 |
| 11/20 | Miami, Fla.* | L | 17-35 |
| 11/28 | Tennessee* | W | 7-0 |

Oct. 16, 1948

After a 20-7 loss at No. 14 Ole Miss, Vanderbilt defeats Kentucky 26-7, starting an eight-game win streak. The Commodores outscored the eight opponents 307-26. By season's end, AP pollsters ranked Red Sanders' squad No. 12 in the nation.



Returning Nalley

Nobody could return a punt like Lee Nalley. From 1947-49, Nalley set numerous NCAA records, including running back five punts for touchdowns.

Oct. 7, 1950

Behind Nashville native and All-SEC quarterback Bill Wade, the Commodores beat No. 12 Alabama 27-22 in Mobile. The team reaches a No. 13 ranking.

Scoreless Ties

Competing on the road in 1958, the Commodores played to 0-0 ties at Alabama and Kentucky, and to a 6-6 draw at Florida.

Oct. 14, 1955

A 12-0 shutout of Chattanooga sparks Vanderbilt run that leads to the team's first bowl appearance. Gator Bowl officials paired the Commodores against No. 8 Auburn after Vanderbilt's 7-3 regular season.



Dec. 31, 1955

Bouyed by five fumble recoveries, the Commodores defeat Auburn 25-13 in the 11th annual Gator Bowl. The offensive attack was led by All-America halfback Charley Horton, at left, and quarterback Don Orr, who scored two touchdowns despite playing with a dislocated elbow.

YEARLY RESULTS



THE 1974 COMMODORES

Coached by Steve Sloan, Vanderbilt defeats Florida en route to a Peach Bowl appearance in Atlanta.

1965 (2-7-1/1-5 9th)

Coach: Jack Green
Captain: Lane Wolbe

| | | | |
|-------|----------------|---|-------|
| 9/18 | Georgia Tech* | T | 10-10 |
| 9/25 | Georgia | L | 10-24 |
| 10/2 | Wake Forest | L | 0-7 |
| 10/9 | Alabama* | L | 7-22 |
| 10/16 | Virginia Tech* | W | 21-10 |
| 10/23 | Mississippi | L | 7-24 |
| 10/30 | Tulane | W | 13-0 |
| 11/6 | Kentucky* | L | 0-34 |
| 11/13 | Miami, Fla.* | L | 14-28 |
| 11/27 | Tennessee (#9) | L | 3-21 |

1966 (1-9/0-6 10th)

Coach: Jack Green

Captains: Dave Maddux, Jim Thomas

| | | | |
|-------|---------------|---|-------|
| 9/17 | The Citadel* | W | 24-0 |
| 9/24 | Georgia Tech | L | 0-42 |
| 10/1 | Florida* | L | 0-13 |
| 10/15 | Virginia Tech | L | 6-21 |
| 10/22 | Alabama (#4) | L | 6-42 |
| 10/29 | Tulane* | L | 12-13 |
| 11/5 | Kentucky | L | 10-14 |
| 11/12 | Navy* | L | 14-30 |
| 11/19 | Mississippi | L | 0-34 |
| 11/26 | Tennessee | L | 0-28 |

1967 (2-7-1/0-6 9th)

Coach: Bill Pace

Captains: Bob Goodridge, Sid Ransom

| | | | |
|-------|-----------------|---|-------|
| 9/23 | Georgia Tech* | L | 10-17 |
| 9/30 | William & Mary* | W | 14-12 |
| 10/7 | North Carolina | W | 21-7 |
| 10/14 | Alabama* (#7) | L | 21-35 |
| 10/28 | Florida | L | 22-27 |
| 11/4 | Tulane | L | 14-27 |
| 11/11 | Kentucky | L | 7-12 |
| 11/18 | Navy | T | 35-35 |
| 11/25 | Mississippi* | L | 7-28 |
| 12/2 | Tennessee (#2) | L | 14-41 |

1968 (5-4-1/2-3-1 8th)

Coach: Bill Pace

Captains: Mike Giltner, Rex Raines

| | | | |
|-------|-----------------|---|-------|
| 9/21 | VMI* | W | 25-12 |
| 9/28 | Army | W | 17-13 |
| 10/5 | North Carolina* | L | 7-8 |
| 10/12 | Alabama | L | 7-31 |
| 10/19 | Georgia (#10) | L | 6-32 |
| 10/26 | Florida* (#15) | T | 14-14 |
| 11/2 | Tulane* | W | 21-7 |
| 11/9 | Kentucky | W | 6-0 |
| 11/23 | Davidson | W | 53-20 |
| 11/30 | Tennessee* (#7) | L | 7-10 |

1969 (4-6/2-3 7th)

Coach: Bill Pace

Captains: Bob Asher, Bill McDonald

| | | | |
|-------|-----------------|---|-------|
| 9/20 | Michigan | L | 14-42 |
| 9/27 | Army* | L | 6-16 |
| 10/4 | North Carolina | L | 22-38 |
| 10/11 | Alabama* (#13) | W | 14-10 |
| 10/18 | Georgia* (#14) | L | 8-40 |
| 10/25 | Florida (#10) | L | 20-41 |
| 11/1 | Tulane | W | 26-23 |
| 11/8 | Kentucky* | W | 42-6 |
| 11/22 | Davidson* | W | 63-8 |
| 11/29 | Tennessee (#10) | L | 27-40 |

1970 (4-7/1-5 9th)

Coach: Bill Pace

Captains: Steve Fritts, Mal Wall, John Robinson

| | | | |
|-------|---------------------|---|-------|
| 9/12 | Chattanooga* | W | 39-6 |
| 9/19 | The Citadel* | W | 52-0 |
| 9/26 | Mississippi State | L | 6-20 |
| 10/3 | No. Carolina* (#19) | L | 7-10 |
| 10/10 | Alabama | L | 11-35 |
| 10/17 | Georgia | L | 3-37 |
| 10/24 | Mississippi* (#13) | L | 16-26 |
| 10/31 | Tulane* | L | 7-10 |
| 11/7 | Kentucky | W | 18-17 |
| 11/21 | Tampa | W | 36-28 |
| 11/28 | Tennessee* (#7) | L | 6-24 |

1971 (4-6-1/1-5 7th)

Coach: Bill Pace

Captains: John Carney, John Drake

| | | | |
|-------|-------------------|---|-------|
| 9/11 | Chattanooga* | W | 20-19 |
| 9/18 | Louisville* | T | 0-0 |
| 9/25 | Mississippi State | W | 49-19 |
| 10/2 | Virginia | L | 23-27 |
| 10/9 | Alabama* (#6) | L | 0-42 |
| 10/16 | Georgia (#8) | L | 0-24 |
| 10/23 | Mississippi | L | 7-28 |
| 10/30 | Tulane | W | 13-9 |
| 11/6 | Kentucky* | L | 7-14 |
| 11/20 | Tampa* | W | 10-7 |
| 11/27 | Tennessee (#11) | L | 7-19 |

1972 (3-8/1-5 7th)

Coach: Bill Pace

Captains: Jim Avery, Joe Cook, Ken Stone

| | | | |
|-------|--------------------|---|-------|
| 9/9 | Chattanooga* | W | 24-7 |
| 9/23 | Mississippi State* | L | 6-10 |
| 9/30 | Alabama (#6) | L | 21-48 |
| 10/7 | Virginia* | W | 10-7 |
| 10/14 | William & Mary | W | 21-17 |
| 10/21 | Georgia | L | 3-28 |
| 10/28 | Mississippi* | L | 7-31 |
| 11/11 | Tulane* | L | 7-21 |
| 11/18 | Kentucky | L | 13-14 |
| 11/25 | Tampa | L | 7-30 |
| 12/2 | Tennessee* (#12) | L | 10-30 |

1973 (5-6/1-5 9th)

Coach: Steve Sloan

Captains: Mark Ilgenfritz, Bo Patton

| | | | |
|-------|-------------------|---|-------|
| 9/15 | Chattanooga* | W | 14-12 |
| 9/22 | Mississippi State | L | 21-52 |
| 9/29 | Alabama* (#5) | L | 0-44 |
| 10/6 | Virginia | W | 39-22 |
| 10/13 | William & Mary* | W | 20-7 |
| 10/20 | Georgia* | W | 18-14 |
| 10/27 | Mississippi | L | 14-24 |
| 11/10 | Kentucky* | L | 17-27 |
| 11/17 | Tulane | L | 3-24 |
| 11/24 | Tampa* | W | 18-16 |
| 12/1 | Tennessee (#19) | L | 17-20 |

1974 (7-3-2/2-3-1 7th)

Coach: Steve Sloan

Captain: David Lee

| | | | |
|-------|---------------|---|-------|
| 9/14 | Chattanooga* | W | 28-6 |
| 9/21 | VMI* | W | 45-7 |
| 9/28 | Alabama (#4) | L | 10-23 |
| 10/12 | Florida* (#8) | W | 24-10 |
| 10/19 | Georgia | L | 31-38 |
| 10/26 | Mississippi* | W | 24-14 |
| 11/2 | Army | W | 38-14 |
| 11/9 | Kentucky | L | 12-38 |
| 11/16 | Tulane* | W | 30-22 |
| 11/23 | Louisville | W | 44-0 |
| 11/30 | Tennessee* | T | 21-21 |
| 12/28 | Texas Tech ^ | T | 6-6 |

^ Peach Bowl, Atlanta, Ga.

1975 (7-4/2-4 6th)

Coach: Fred Pancoast

Captains: Lonnie Sadler, Tom Galbierz

| | | | |
|-------|----------------|---|-------|
| 9/13 | Chattanooga* | W | 17-7 |
| 9/20 | Rice | W | 9-6 |
| 9/27 | Alabama* (#11) | L | 7-40 |
| 10/4 | Tulane | W | 6-3 |
| 10/11 | Florida (#18) | L | 0-35 |
| 10/18 | Georgia* | L | 3-47 |
| 10/25 | Mississippi | L | 7-17 |
| 11/1 | Virginia* | W | 17-14 |
| 11/8 | Kentucky* | W | 13-3 |
| 11/15 | Army* | W | 23-14 |
| 11/29 | Tennessee | W | 17-14 |

1976 (2-9/0-6 9th)

Coach: Fred Pancoast

Captains: Tom Ballman, David Hale

| | | | |
|-------|----------------|---|-------|
| 9/11 | Oklahoma* (#5) | L | 3-24 |
| 9/18 | Wake Forest* | W | 27-24 |
| 9/25 | Alabama (#13) | L | 14-42 |
| 10/2 | Tulane* | L | 13-24 |
| 10/9 | LSU (#20) | L | 20-33 |
| 10/16 | Georgia (#11) | L | 0-45 |
| 10/23 | Mississippi* | L | 3-20 |
| 11/6 | Kentucky | L | 0-14 |
| 11/13 | Air Force* | W | 34-10 |
| 11/20 | Cincinnati | L | 7-33 |
| 11/27 | Tennessee* | L | 10-13 |

Nov. 28, 1964

A two-yard rushing touchdown by senior running back Bob Sullins — the first of his career — gives Vanderbilt its margin in a 7-0 victory over Tennessee.

Oct. 26, 1968

Trailing by a touchdown late vs. No. 15 Florida, John Miller hits Jim Cunningham on a 33-yard scoring strike to pull Vanderbilt even in an eventual 14-14 tie.

Sept. 15, 1973

Steve Sloan directs his first game as Vanderbilt's head coach, guiding the Commodores to a victory over Chattanooga.

In 1973

In an early-season practice, assistant Bill Parcells wonders aloud if there's a punter among the team ranks. Tight end Barry Burton raises his hand, wins the job, and becomes an All-America in 1975.



Picture Day, 1974

Mammoth defensive end Dennis Harrison shares a moment with a young Commodore fan.

Oct. 12, 1974


Steve Sloan's Commodores show signs of progress, taking a 24-3 lead en route to 24-10 victory over No. 8 Florida.



Dec. 28, 1974

Played on a muddy day in Atlanta, the Peach Bowl (above) between Vanderbilt and Texas Tech was ruled by defense, as the Commodores and Red Raiders slugged to a 6-6 tie.

YEARLY RESULTS



THE 1982 COMMODORES

Coached by George MacIntyre, Vanderbilt finishes with five straight victories to earn a bid to the Hall of Fame Bowl in Birmingham.

1977 (2-9/0-6 9th)

Coach: Fred Pancoast

Captains: Ed Parrish, Mitch Lilly,
Mike Birdsong, Reggie Calvin

| | | | |
|-------|----------------|---|-------|
| 9/10 | Oklahoma (#1) | L | 23-25 |
| 9/17 | Wake Forest | W | 3-0 |
| 9/24 | Alabama* (#10) | L | 12-24 |
| 10/1 | Tulane | L | 7-36 |
| 10/8 | LSU* (#18) | L | 15-28 |
| 10/15 | Georgia* | L | 13-24 |
| 10/22 | Mississippi | L | 14-26 |
| 11/5 | Kentucky* (#7) | L | 6-28 |
| 11/12 | Air Force | L | 28-34 |
| 11/19 | Cincinnati* | W | 13-9 |
| 12/1 | Tennessee | L | 7-42 |

1978 (2-9/0-6 10th)

Coach: Fred Pancoast

Captains: Randy Sittason, John Wooten

| | | | |
|-------|---------------|---|-------|
| 9/16 | Arkansas (#2) | L | 17-48 |
| 9/23 | Furman* | W | 17-10 |
| 9/30 | Alabama (#7) | L | 28-51 |
| 10/7 | Tulane* | L | 3-38 |
| 10/14 | Auburn* | L | 7-49 |
| 10/21 | Georgia (#18) | L | 10-31 |
| 10/28 | Mississippi* | L | 10-35 |
| 11/4 | Memphis | L | 14-35 |
| 11/11 | Kentucky | L | 2-53 |
| 11/18 | Air Force* | W | 41-27 |
| 12/2 | Tennessee* | L | 15-41 |

1979 (1-10/0-6 9th)

Coach: George MacIntyre

Captains: Mike Ralston, Preston Brown,
Ronnie Myrick

| | | | |
|-------|---------------|---|-------|
| 9/15 | Indiana | L | 13-44 |
| 9/22 | The Citadel* | L | 14-27 |
| 9/29 | Alabama* (#2) | L | 3-66 |
| 10/6 | Tulane | L | 14-42 |
| 10/13 | Auburn (#18) | L | 35-52 |

| | | | |
|-------|-------------|---|-------|
| 10/20 | Georgia* | L | 10-31 |
| 10/27 | Mississippi | L | 28-63 |
| 11/3 | Memphis* | W | 13-3 |
| 11/10 | Kentucky* | L | 10-29 |
| 11/17 | Air Force | L | 29-30 |
| 12/1 | Tennessee | L | 10-31 |

1980 (2-9/0-6 9th)

Coach: George MacIntyre

Captains: Phil Swindoll, Keith Phillips,
Rodney Gurley

| | | | |
|-------|--------------------|---|-------|
| 9/13 | Maryland | L | 6-31 |
| 9/20 | Mississippi State* | L | 14-24 |
| 9/27 | Alabama (#1) | L | 0-41 |
| 10/11 | Tulane* | L | 21-43 |
| 10/18 | Georgia (#6) | L | 0-41 |
| 10/25 | Mississippi* | L | 14-27 |
| 11/1 | Memphis | W | 14-10 |
| 11/8 | Kentucky | L | 10-31 |
| 11/15 | Miami* | L | 17-24 |
| 11/22 | Chattanooga* | W | 31-29 |
| 11/29 | Tennessee* | L | 13-51 |

1981 (4-7/1-5 10th)

Coach: George MacIntyre

Captains: Rodney Gurley, Ken Hammond,
Andrew Coleman

| | | | |
|-------|--------------------|---|-------|
| 9/12 | Maryland* | W | 23-17 |
| 9/19 | Miss. State (#14) | L | 9-29 |
| 9/26 | Alabama* (#10) | L | 7-28 |
| 10/3 | Miami (Fla.) (#17) | L | 16-48 |
| 10/10 | Tulane | L | 10-14 |
| 10/17 | Georgia* (#9) | L | 21-53 |
| 10/24 | Mississippi | W | 27-23 |
| 10/31 | Memphis* | W | 26-0 |
| 11/7 | Kentucky* | L | 10-17 |
| 11/21 | UT-Chattanooga* | W | 28-14 |
| 11/28 | Tennessee | L | 34-38 |

1982 (8-4/4-2 3rd)

Coach: George MacIntyre

Captains: Allama Matthews, Joe Staley,
Whit Taylor

| | | | |
|-------|--------------------|---|-------|
| 9/11 | Memphis | W | 24-14 |
| 9/18 | No. Carolina (#11) | L | 10-34 |
| 9/25 | Alabama (#4) | L | 21-24 |
| 10/2 | Tulane* | W | 24-21 |
| 10/9 | Florida* (#14) | W | 31-29 |
| 10/16 | Georgia (#4) | L | 13-27 |
| 10/23 | Mississippi* | W | 19-10 |
| 11/6 | Kentucky | W | 23-10 |
| 11/13 | Virginia Tech* | W | 45-0 |
| 11/20 | Chattanooga* | W | 27-16 |
| 11/27 | Tennessee* | W | 28-21 |
| 12/31 | Air Force ^ | L | 28-36 |

^ Hall of Fame Bowl, Birmingham

1983 (2-9/0-6 9th)

Coach: George MacIntyre

Captains: Steve Bearden, Tom Moore,
Phil Roach

| | | | |
|-------|-----------------|---|-------|
| 9/10 | Maryland* (#17) | L | 14-21 |
| 9/17 | Iowa State* | W | 29-26 |
| 9/24 | Alabama* (#6) | L | 24-44 |
| 10/1 | Tulane | W | 30-17 |
| 10/8 | Florida (#9) | L | 10-29 |
| 10/15 | Georgia* (#8) | L | 13-20 |
| 10/22 | Mississippi | L | 14-21 |
| 10/29 | Memphis* | L | 7-24 |
| 11/5 | Kentucky* | L | 8-17 |
| 11/12 | Virginia Tech | L | 10-21 |
| 11/26 | Tennessee | L | 24-34 |

1984 (5-6/2-4 7th)

Coach: George MacIntyre

Captains: Steve McKoy, Rob Monaco,
Chuck Scott, Manuel Young

| | | | |
|------|---------------|---|-------|
| 9/8 | Kansas State* | W | 26-14 |
| 9/15 | Maryland | W | 23-14 |

| | | | |
|-------|----------------|---|-------|
| 9/22 | Kansas* | W | 41-6 |
| 9/29 | Alabama | W | 30-21 |
| 10/6 | (#19) Tulane* | L | 23-27 |
| 10/13 | LSU (#12) | L | 27-34 |
| 10/20 | Georgia (#14) | L | 35-62 |
| 10/27 | Mississippi* | W | 37-20 |
| 11/10 | Kentucky | L | 18-27 |
| 11/17 | Virginia Tech* | L | 3-23 |
| 12/1 | Tennessee* | L | 13-29 |

1985 (3-7-1/1-4-1 7th)

Coach: George MacIntyre

Captains: Kermit Sykes, Steve Wade,
Will Wolford

| | | | |
|-------|-----------------|---|-------|
| 9/7 | Chattanooga* | W | 7-0 |
| 9/14 | Kansas | L | 16-42 |
| 9/21 | Iowa State | L | 17-20 |
| 9/28 | Alabama* (#15) | L | 20-40 |
| 10/5 | Tulane | W | 24-17 |
| 10/12 | LSU* (#20) | L | 7-49 |
| 10/19 | Georgia* (#16) | T | 13-13 |
| 10/26 | Mississippi | L | 7-35 |
| 11/9 | Kentucky* | W | 31-24 |
| 11/16 | Virginia Tech* | L | 24-38 |
| 11/30 | Tennessee (#10) | L | 0-30 |

1986 (1-10/0-6 9th)

Coach: Watson Brown

Captains: Thanh Anderson, Mark Woehler,
Carl Woods, Mark Wracher

| | | | |
|-------|---------------|---|-------|
| 9/6 | Alabama (#5) | L | 10-42 |
| 9/13 | Maryland | L | 21-35 |
| 9/20 | Tulane* | L | 17-35 |
| 10/4 | Duke* | W | 24-18 |
| 10/11 | Auburn* (#7) | L | 9-31 |
| 10/18 | Georgia | L | 16-38 |
| 10/25 | Mississippi | L | 12-28 |
| 11/1 | Memphis* | L | 21-22 |
| 11/8 | Kentucky | L | 22-34 |
| 11/15 | Virginia Tech | L | 21-29 |
| 11/29 | Tennessee* | L | 20-35 |

Nov. 29, 1975

Fred Pancoast's Commodores top Tennessee 17-14 in Knoxville to conclude a 7-4 season with four consecutive victories.



Sept. 10, 1977

Playing No. 1 Oklahoma in Norman, a questionable block-in-the-back call against Vanderbilt negates the Commodores' apparent game-winning touchdown by split end Martin Cox in eventual 25-23 loss.

Nov. 18, 1978

Frank Mordica rushes for 321 rushes and five touchdowns in Vanderbilt's 41-27 victory over Air Force. Mordica's rush total remains a SEC record.

Sept. 12, 1981

Playing before a standing-room only crowd, the Commodores christen renovated Vanderbilt Stadium with a 23-17 victory over Maryland.

Nov. 27, 1982

In a cold rain, Whit Taylor scores on an option rush with 3:00 left to give Vanderbilt a game-clinching lead in 28-21 victory over Tennessee. The win was the Commodores' fifth straight, and ensured a bowl bid.



Oct. 9, 1982

All-SEC tackle Rob Monaco recovered a Vanderbilt fumble in the end zone for a game-winning touchdown to give the Commodores a 31-29 victory over No. 14 Florida.

Dec. 31, 1982

In a record-breaking offensive display, tailback Norman Jordan catches 20 passes from roommate Whit Taylor in Hall of Fame Bowl appearance.

YEARLY RESULTS



THE 2008 COMMODORES

Bobby Johnson's squad wins the program's first bowl in 53 years at the Gaylord Hotels Music City Bowl in Nashville.

| 1987 (4-7/1-5 7th) | | | |
|---|----------------|---|-------|
| Coach: Watson Brown | | | |
| Captains: Everett Crawford, Chris Gaines, Daryl Holt, Carl Parker | | | |
| 9/12 | Memphis* | W | 27-17 |
| 9/19 | Duke | L | 31-35 |
| 9/26 | Alabama* (#17) | L | 23-30 |
| 10/3 | Tulane | L | 17-27 |
| 10/10 | Auburn (#5) | L | 15-48 |
| 10/17 | Georgia* (#18) | L | 24-52 |
| 10/24 | Mississippi | L | 14-42 |
| 10/31 | Rutgers* | W | 27-13 |
| 11/7 | Kentucky* | W | 38-29 |
| 11/21 | Maryland* | W | 34-24 |
| 11/28 | Tennessee | L | 36-38 |

| 1988 (3-8/2-5 9th) | | | |
|--|--------------------|---|-------|
| Coach: Watson Brown | | | |
| Captains: Eric Jones, Joe Gentry, Mike Johnson, Brent Turner | | | |
| 9/10 | Mississippi State* | W | 24-20 |
| 9/17 | Rutgers | W | 31-30 |
| 9/24 | Alabama* (#13) | L | 10-44 |
| 10/1 | Duke* | L | 15-17 |
| 10/8 | Georgia* (#15) | L | 22-41 |
| 10/15 | Florida* (#20) | W | 24-9 |
| 10/22 | Mississippi* | L | 28-36 |
| 11/5 | Kentucky | L | 13-14 |
| 11/12 | Army | L | 19-24 |
| 11/19 | Memphis | L | 9-28 |
| 11/26 | Tennessee* | L | 7-14 |

| 1989 (1-10/0-7 10th) | | | |
|---|-------------------|---|-------|
| Coach: Watson Brown | | | |
| Captains: John Gromos, Greg Smith, DeMond Winston, Andy McCarroll | | | |
| 9/2 | Mississippi State | L | 7-42 |
| 9/23 | Ohio* | W | 54-10 |
| 9/30 | Alabama* (#13) | L | 14-20 |
| 10/7 | Memphis | L | 10-13 |
| 10/14 | Florida (#25) | L | 11-34 |

| | | | |
|-------|----------------|---|-------|
| 10/21 | Georgia* | L | 16-35 |
| 10/28 | Mississippi | L | 16-24 |
| 11/4 | Virginia Tech | L | 0-18 |
| 11/11 | Kentucky* | L | 11-15 |
| 11/18 | Tulane* | L | 13-37 |
| 12/2 | Tennessee (#8) | L | 10-17 |

| 1990 (1-10/1-6 9th) | | | |
|------------------------|--------------------|---|-------|
| Coach: Watson Brown | | | |
| game captains selected | | | |
| 9/8 | SMU | L | 7-44 |
| 9/22 | LSU* | W | 24-21 |
| 9/29 | Alabama | L | 28-59 |
| 10/6 | Syracuse* | L | 14-49 |
| 10/13 | Auburn (#6) | L | 6-56 |
| 10/20 | Georgia | L | 28-39 |
| 10/27 | Mississippi* (#17) | L | 13-14 |
| 11/10 | Kentucky | L | 21-28 |
| 11/17 | Army* | L | 38-42 |
| 11/24 | Wake Forest* | L | 28-56 |
| 12/1 | Tennessee* (#12) | L | 20-49 |

| 1991 (5-6/3-4 6th) | | | |
|--------------------------------------|----------------|---|-------|
| Coach: Gerry DiNardo | | | |
| Captains: Bobby Craycraft, Rod Keith | | | |
| 9/7 | Syracuse (#24) | L | 10-37 |
| 9/14 | SMU* | W | 14-11 |
| 9/21 | LSU | L | 14-16 |
| 9/28 | Alabama* (#22) | L | 17-48 |
| 10/5 | Duke | L | 13-17 |
| 10/12 | Auburn* (#24) | L | 22-24 |
| 10/19 | Georgia* (#17) | W | 27-25 |
| 10/26 | Mississippi | W | 30-27 |
| 11/2 | Army | W | 41-10 |
| 11/9 | Kentucky* | W | 17-7 |
| 11/30 | Tennessee | L | 0-45 |

| 1992 (4-7/2-6 5th) | | | |
|---------------------------------------|--------------------|---|-------|
| Coach: Gerry DiNardo | | | |
| Captains: Marcus Wilson, Robbie Young | | | |
| 9/5 | Alabama (#9) | L | 8-25 |
| 9/12 | Duke* | W | 42-37 |
| 9/19 | Mississippi* (#25) | W | 31-9 |
| 10/3 | Auburn | L | 7-31 |
| 10/10 | Wake Forest* | L | 6-40 |
| 10/17 | Georgia (#10) | L | 20-30 |
| 10/24 | So. Carolina* | L | 17-21 |
| 11/7 | Kentucky | W | 20-7 |
| 11/14 | Navy | W | 27-27 |
| 11/21 | Florida* (#9) | L | 21-41 |
| 11/28 | Tennessee* (#18) | L | 25-29 |

| 1993 (5-6/2-6 6th) | | | |
|---|-----------------------|---|-------|
| Coach: Gerry DiNardo | | | |
| Captains: Gerald Collins, Tony Jackson, Eric Dahlberg | | | |
| 9/4 | Wake Forest | W | 27-12 |
| 9/11 | Alabama* (#2) forfeit | W | 6-17 |
| 9/18 | Mississippi | L | 7-49 |
| 10/2 | Auburn* (#23) | L | 10-14 |
| 10/9 | Cincinnati* | W | 17-7 |
| 10/16 | Georgia* | L | 3-41 |
| 10/23 | So. Carolina | L | 0-22 |
| 11/6 | Kentucky* | W | 12-7 |
| 11/13 | Navy* | W | 41-7 |
| 11/20 | Florida (#8) | L | 0-52 |
| 11/27 | Tennessee (#6) | L | 14-62 |

| 1994 (5-6/2-6 5th) | | | |
|--------------------------------------|---------------|---|-------|
| Coach: Gerry DiNardo | | | |
| Captains: Gerald Collins, Eric Lewis | | | |
| 9/3 | Wake Forest* | W | 35-14 |
| 9/10 | Alabama (#11) | L | 7-17 |
| 9/17 | Mississippi* | L | 14-20 |
| 10/1 | Arkansas | L | 6-42 |
| 10/8 | Cincinnati | W | 34-24 |
| 10/15 | Georgia | W | 43-30 |

| | | | |
|-------|--------------------|---|-------|
| 10/22 | So. Carolina* | L | 16-19 |
| 10/29 | Northern Illinois* | W | 17-16 |
| 11/5 | Kentucky | W | 24-6 |
| 11/19 | Florida* (#3) | L | 7-24 |
| 11/26 | Tennessee* | L | 0-65 |

| 1995 (2-9/1-7 6th) | | | |
|-----------------------|------------------|---|-------|
| Coach: Rod Dowhower | | | |
| Captain: Sanford Ware | | | |
| 9/2 | Alabama* (#11) | L | 25-33 |
| 9/16 | Notre Dame (#24) | L | 0-41 |
| 9/23 | TCU* | L | 3-16 |
| 9/30 | Arkansas* (#23) | L | 7-35 |
| 10/14 | Georgia* | L | 6-17 |
| 10/21 | So. Carolina | L | 14-52 |
| 10/28 | Mississippi | L | 10-21 |
| 11/4 | Kentucky* | W | 14-10 |
| 11/11 | Louisiana Tech* | W | 29-6 |
| 11/18 | Florida (#5) | L | 7-38 |
| 11/25 | Tennessee (#5) | L | 7-12 |

| 1996 (2-9/0-8 6th) | | | |
|------------------------|------------------|---|-------|
| Coach: Rod Dowhower | | | |
| game captains selected | | | |
| 9/5 | Notre Dame* (#6) | L | 7-14 |
| 9/14 | Alabama (#13) | L | 26-36 |
| 9/21 | Mississippi* | L | 9-20 |
| 10/5 | LSU (#14) | L | 0-35 |
| 10/12 | North Texas | W | 19-7 |
| 10/19 | Georgia | L | 2-13 |
| 10/26 | So. Carolina* | L | 0-27 |
| 11/2 | UAB* | W | 31-15 |
| 11/9 | Florida* (#1) | L | 21-28 |
| 11/16 | Kentucky | L | 0-25 |
| 11/30 | Tennessee* (#9) | L | 7-14 |

Sept. 29, 1984

The Commodores hand Alabama a 30-21 homecoming loss. After the win and a 4-0 start, AP pollsters give Vanderbilt a No. 17 ranking. All-America TE Chuck Scott, right, hauls in reception.



Sept. 6, 1986

Former Vanderbilt quarterback and fan favorite Watson Brown returns to the sideline for his first game as Commodore head coach.

Oct. 3, 1987

Chris Gaines, right, put together one of the finest individual defensive efforts in team history, contributed 37 total tackles against Tulane in the Superdome.



Oct. 15, 1988

Wearing new gold jerseys for the first time, linebacker Billy Cunningham contributes an interception and two sacks in Vanderbilt's 24-9 upset of No. 20 Florida.

1988

Boo Mitchell, below, has five consecutive 100-yard receiving games. He ranks first on the team career receiving yardage.



1988

"It's Showtime" featuring senior quarterback Eric Jones. Coming off a superb junior season, Vanderbilt initiates Heisman campaign for Jones as season approaches.

Oct. 19, 1991

Tailback Corey Harris takes an errant pitch by Marcus Wilson 51 yards for the deciding points in Vanderbilt's 27-24 victory over No. 17 Georgia. Harris and fellow running back Sam Chalmers both top 100 rushing yards in the Commodore win.

YEARLY RESULTS



THE 2011 COMMODORES

In his first year on campus, James Franklin guides the 'Dores to a postseason appearance. Vanderbilt faces Cincinnati at the AutoZone Liberty Bowl in Memphis.

1997 (3-8/0-8 6th)

Coach: Woody Widenhofer

Captains: Damian Allen, John Bradley,

Corey Chavous, Jamie Duncan, Jay Stallworth

| | | | |
|-------|-------------------|---|-------|
| 8/30 | North Texas* | W | 29-12 |
| 9/11 | Alabama* (#15) | L | 0-20 |
| 9/20 | TCU* | W | 40-16 |
| 9/27 | Mississippi | L | 3-15 |
| 10/4 | LSU* (#13) | L | 6-7 |
| 10/11 | Northern Illinois | W | 17-7 |
| 10/18 | Georgia* (#19) | L | 13-34 |
| 10/25 | So. Carolina | L | 3-35 |
| 11/8 | Florida (#13) | L | 3-35 |
| 11/15 | Kentucky* | L | 10-21 |
| 11/29 | Tennessee (#9) | L | 10-17 |

1998 (2-9/1-7 5th)

Coach: Woody Widenhofer

Captains: Rahim Batten, Fred Vinson,

Jared McGrath, Clay Condrey

| | | | |
|-------|-------------------|---|-------|
| 9/5 | Mississippi State | L | 0-42 |
| 9/12 | Alabama | L | 7-32 |
| 9/19 | Mississippi* | L | 6-30 |
| 10/3 | TCU (207) | L | 16-19 |
| 10/10 | Western Michigan* | L | 24-27 |
| 10/17 | Georgia (#13) | L | 6-31 |
| 10/24 | So. Carolina* | W | 17-14 |
| 10/31 | Duke* (OT) | W | 36-33 |
| 11/7 | Florida* (#5) | L | 13-45 |
| 11/14 | Kentucky | L | 17-55 |
| 11/28 | Tennessee* (#1) | L | 0-41 |

1999 (5-6/2-6 5th)

Coach: Woody Widenhofer

Captains: Jeff Barnett, Ainsley Battles,

Lamont Turner, Todd Yoder

| | | | |
|-------|--------------------|---|-------|
| 9/4 | Alabama* (#20) | L | 17-28 |
| 9/11 | Northern Illinois* | W | 34-31 |
| 9/18 | Mississippi (OT) | W | 37-34 |
| 9/25 | Duke | W | 31-14 |
| 10/2 | Mississippi State* | L | 14-42 |
| 10/9 | The Citadel* | W | 58-0 |
| 10/16 | Georgia* (#14) | L | 17-27 |
| 10/23 | So. Carolina | W | 11-10 |
| 11/6 | Florida (#5) | L | 6-13 |
| 11/13 | Kentucky* | L | 17-19 |
| 11/27 | Tennessee (#6) | L | 10-38 |

2000 (3-8/1-7 5th)

Coach: Woody Widenhofer

Captains: Ryan Aulds, Matt Stewart,

Elliott Carson, John Markham

| | | | |
|-------|---------------------|---|-------|
| 9/2 | Miami, Ohio* | L | 30-33 |
| 9/9 | Alabama (#13) | L | 10-28 |
| 9/16 | Mississippi* | L | 7-12 |
| 9/23 | Duke* | W | 26-7 |
| 9/30 | Auburn (#19) | L | 0-33 |
| 10/7 | Wake Forest | W | 17-10 |
| 10/14 | Georgia (#14) | L | 19-29 |
| 10/21 | So. Carolina* (#18) | L | 14-30 |
| 11/4 | Florida* (#6) | L | 20-43 |
| 11/11 | Kentucky | W | 24-20 |
| 11/25 | Tennessee*^ (#25) | L | 26-28 |

^ played at LP Field, Nashville

2001 (2-9/0-8 6th)

Coach: Woody Widenhofer

Captains: Antuan Bradford, Jamie Byrum,

Nate Morrow, Dan Stricker

| | | | |
|-------|--------------------|---|-------|
| 8/30 | MTSU* | L | 28-37 |
| 9/8 | Alabama* | L | 9-10 |
| 9/22 | Richmond* | W | 28-22 |
| 9/29 | Auburn* | L | 21-24 |
| 10/13 | Georgia* (#19) | L | 14-30 |
| 10/20 | So. Carolina (#16) | L | 14-46 |
| 10/27 | Duke | W | 42-28 |
| 11/3 | Florida (#4) | L | 13-71 |
| 11/10 | Kentucky* | L | 30-56 |
| 11/24 | Tennessee (#7) | L | 0-38 |
| 12/1 | Mississippi | L | 27-38 |

2002 (2-10/0-8 6th)

Coach: Bobby Johnson

Cpts.: Jamie Byrum, Rushen Jones,

Dan Stricker

| | | | |
|-------|----------------|---|-------|
| 8/31 | Georgia Tech | L | 3-45 |
| 9/7 | Furman* | W | 49-18 |
| 9/14 | Auburn | L | 6-31 |
| 9/21 | Mississippi | L | 38-45 |
| 9/28 | So. Carolina* | L | 14-20 |
| 10/12 | MTSU* | L | 20-21 |
| 10/19 | Georgia (#5) | L | 17-28 |
| 10/26 | Connecticut* | W | 28-24 |
| 11/2 | Alabama* (#12) | L | 8-30 |
| 11/9 | Florida* (#23) | L | 17-21 |
| 11/16 | Kentucky | L | 21-41 |
| 11/23 | Tennessee*^ | L | 0-24 |

^ played at LP Field, Nashville

2003 (2-10/1-7 T-5th)

Coach: Bobby Johnson

Captains: Jay Cutler, Justin Geisinger

Jovan Haye

| | | | |
|-------|--------------------|---|-------|
| 8/30 | Mississippi | L | 21-24 |
| 9/6 | Chattanooga* | W | 51-6 |
| 9/13 | Auburn* | L | 7-45 |
| 9/20 | TCU (#20) | L | 14-30 |
| 9/27 | Georgia Tech* (OT) | L | 17-24 |
| 10/4 | Mississippi State | L | 21-30 |
| 10/11 | Navy* | L | 27-37 |
| 10/18 | Georgia* (#4) | L | 8-27 |
| 10/25 | So. Carolina | L | 24-35 |
| 11/8 | Florida | L | 17-35 |
| 11/15 | Kentucky* | W | 28-17 |
| 11/22 | Tennessee | L | 0-48 |

2004 (2-9/1-7 T-5th)

Coach: Bobby Johnson

Captains: Jay Cutler, Jovan Haye,

Chris Young, Justin Geisinger

| | | | |
|-------|--------------------|---|-------|
| 9/4 | So. Carolina* | L | 6-31 |
| 9/18 | Mississippi (OT) | L | 23-26 |
| 9/25 | Navy | L | 26-29 |
| 10/2 | Mississippi State* | W | 31-13 |
| 10/9 | Rutgers* | L | 34-37 |
| 10/16 | Georgia (#12) | L | 3-33 |
| 10/23 | Eastern Kentucky* | W | 19-7 |
| 10/30 | LSU (#19) | L | 7-24 |
| 11/6 | Florida* | L | 17-34 |
| 11/13 | Kentucky | L | 13-14 |
| 11/20 | Tennessee* (#15) | L | 33-38 |

Oct. 15, 1994

Jermaine Johnson and Ronnie Gordon rush for 177 and 126 yards, respectively, in 43-30 win at Georgia.



Duncan: SEC's Best

Linebacker Jamie Duncan wins SEC Defensive Player of the Year award in 1997.



Sept. 21, 2002


Kwanne Doster amasses 344 total yards as a freshman at Ole Miss. The performance includes 101 rushing yards and a SEC-record 243 yards in kickoff returns.



Cutler in 2005

In his last four games, senior Jay Cutler averaged 352 passing yards and threw for 13 scores. His last pass as a Commodore (left) was a TD to Earl Bennett that gave Vanderbilt a 28-24 win over Tennessee. Cutler was voted the SEC's unanimous Offensive Player of the Year.

YEARLY RESULTS



THE 2012 COMMODORES

The 2012 Vanderbilt squad tied a school record with nine wins, and finished the season ranked No. 20 by coaches and No. 23 by the Associated Press.

2005 (5-6/3-5 4th) (Season dedicated to the late Kwame Foster)

| | |
|---------------------------------------|---------|
| Coach: Bobby Johnson | |
| Captains: Jay Cutler, Moses Osemwegie | |
| 9/1 Wake Forest | W 24-20 |
| 9/10 Arkansas | W 28-24 |
| 9/17 Mississippi* | W 31-23 |
| 9/24 Richmond* | W 37-13 |
| 10/1 MTSU* | L 15-17 |
| 10/8 LSU* (#11) | L 6-34 |
| 10/15 Georgia* (#5) | L 17-34 |
| 10/22 So. Carolina | L 28-35 |
| 11/5 Florida (#13) (2OT) | L 42-49 |
| 11/12 Kentucky* | L 43-48 |
| 11/19 Tennessee | W 28-24 |

| | |
|--|---------|
| 2006 (4-8/1-7 6th) | |
| Coach: Bobby Johnson | |
| Captains: Jonathan Goff, Brian Stamper | |
| 9/2 Michigan (#14) | L 7-27 |
| 9/9 Alabama | L 10-13 |
| 9/16 Arkansas* | L 19-21 |
| 9/23 Tennessee State* | W 38-9 |
| 9/30 Temple* | W 43-14 |
| 10/7 Mississippi | L 10-17 |

| | |
|-----------------------|---------|
| 10/14 Georgia (#16) | W 24-22 |
| 10/21 So. Carolina* | L 13-31 |
| 10/28 Duke | W 45-28 |
| 11/4 Florida* (#7) | L 19-25 |
| 11/11 Kentucky | L 26-38 |
| 11/18 Tennessee* (#9) | L 10-39 |

| | |
|--|---------|
| 2007 (5-7/2-6 6th) | |
| Coach: Bobby Johnson | |
| Captains: Jonathan Goff, Theo Horrocks, Chris Williams | |
| 9/1 Richmond* | W 41-17 |
| 9/8 Alabama* | L 10-24 |
| 9/15 Mississippi* | W 31-17 |
| 9/29 Eastern Michigan* | W 30-7 |
| 10/6 Auburn | L 7-35 |
| 10/13 Georgia* | L 17-20 |
| 10/20 South Carolina (#6) | W 17-6 |
| 10/27 Miami (Ohio)* | W 24-13 |
| 11/3 Florida (#18) | L 22-49 |
| 11/10 Kentucky* (#25) | L 20-27 |
| 11/17 Tennessee (#19) | L 24-25 |
| 11/24 Wake Forest* | L 17-31 |

| | |
|--|---------|
| 2008 (7-6/4-4 T-3rd) | |
| Coach: Bobby Johnson | |
| Captains: Reshard Langford, George Smith, Bradley Vierling | |
| 8/28 Miami (Ohio) | W 34-13 |
| 9/4 So. Carolina* (#24) | W 24-17 |
| 9/13 Rice* | W 38-21 |
| 9/20 Mississippi | W 23-17 |
| 10/4 (#19) Auburn* (#13) | W 14-13 |
| 10/11 (#13) Miss. State | L 14-17 |
| 10/18 (#22) Georgia (#10) | L 14-24 |
| 10/25 Duke* | L 7-10 |
| 11/8 Florida* (#5) | L 14-42 |
| 11/15 Kentucky | W 31-24 |
| 11/22 Tennessee* | L 10-20 |
| 11/29 Wake Forest | L 10-23 |
| 12/31 Boston Coll. (#24) ^ | W 16-14 |

^ Gaylord Hotels Music City Bowl

| | |
|--|---------|
| 2009 (2-10/0-8 6th) | |
| Coach: Bobby Johnson | |
| Captains: Patrick Benoist, Ryan Hamilton, Bradley Vierling | |
| 9/5 Western Carolina* | W 45-0 |
| 9/12 LSU (#11) | L 9-23 |
| 9/19 Miss. State* | L 3-15 |
| 9/26 Rice | W 36-17 |
| 10/3 Mississippi* (#21) | L 7-22 |
| 10/10 Army (OT) | L 13-16 |
| 10/17 Georgia* | L 10-34 |
| 10/24 So. Carolina (#24) | L 10-14 |
| 10/31 Georgia Tech* (#12) | L 31-56 |
| 11/7 Florida (#1) | L 3-27 |
| 11/14 Kentucky* | L 13-24 |
| 11/21 Tennessee | L 16-31 |

| | |
|--|---------|
| 2010 (2-10/1-7 6th) | |
| Coach: Robbie Caldwell | |
| Captains: Joey Bailey, T.J. Greenstone, Chris Marve, Adam Smotherman | |
| 9/4 Northwestern* | L 21-23 |
| 9/11 LSU* (#16) | L 3-27 |
| 9/18 Mississippi | W 28-14 |
| 10/2 Connecticut | L 21-40 |
| 10/9 Eastern Michigan* | W 52-6 |
| 10/16 Georgia | L 0-43 |
| 10/23 South Carolina* | L 7-21 |
| 10/30 Arkansas (#19) | L 14-49 |
| 11/6 Florida* | L 14-55 |
| 11/13 Kentucky | L 20-38 |
| 11/20 Tennessee* | L 10-24 |
| 11/27 Wake Forest* | L 13-34 |

| | |
|--|---------|
| 2011 (6-7/2-6 T-4th) | |
| Coach: James Franklin | |
| Captains: Kyle Fischer, Casey Hayward, Chris Marve, Larry Smith, Carey Spear | |
| 9/3 Elon | W 45-24 |
| 9/10 Connecticut* | W 24-21 |
| 9/17 Mississippi* | W 30-7 |
| 9/24 South Carolina (#12) | L 3-21 |
| 10/8 Alabama (#2) | L 0-34 |
| 10/15 Georgia* | L 28-33 |
| 10/22 Army* | W 44-21 |
| 10/29 Arkansas* (#8) | L 28-31 |
| 11/5 Florida | L 21-26 |
| 11/12 Kentucky* | W 38-8 |
| 11/19 Tennessee (OT) | L 21-27 |
| 11/26 Wake Forest | W 41-7 |
| 12/31 Cincinnati ^ | L 24-31 |

^ AutoZone Liberty Bowl



Nov. 12, 2005
Freshman Earl Bennett ties 28-year-old SEC record with five TD receptions vs. Kentucky.



Nov. 15, 2008
D.J. Moore becomes 1st 'Dore of modern era to catch two TD passes and notch two INTs in same game, aiding team's 31-24 win at Kentucky.




Dec. 31, 2008
Three field goals by Bryant Hahnfeldt seal Vanderbilt's 16-14 win in 2008 Music City Bowl.

Nov. 26, 2011
Playing on the road, the 'Dores notch a 41-7 victory over Wake Forest to secure a berth in AutoZone Liberty Bowl.

Nov. 17, 2012
The Commodores tie a school record with their fifth SEC win, defeating Tennessee 41-18 in Nashville. It was the team's most decisive victory over Tennessee since 1954. It also marked Vanderbilt's sixth straight regular season win.

YEARLY RESULTS



THE 2013 COMMODORES

For the first time in team history, Vanderbilt produces back-to-back bowl victories and nine-win seasons. The Commodores defeat Houston in the BBVA Compass Bowl, finishing the season ranked No. 23 by coaches and No. 24 by Associated Press.

2012 (9-4/5-3 4th)

Coach: James Franklin

Captains: Archibald Barnes, Wesley Johnson, Walker May, Javon Marshall, Jordan Rodgers, Carey Spear, Zac Stacy, Johnell Thomas

| | | | |
|-------|----------------------|---|-------|
| 9/3 | South Carolina* (#9) | L | 13-17 |
| 9/10 | Northwestern | L | 13-23 |
| 9/17 | Presbyterian* | W | 58-0 |
| 9/24 | Georgia (#5) | L | 3-48 |
| 10/8 | Missouri | W | 19-15 |
| 10/15 | Florida* (#4) | L | 17-31 |
| 10/22 | Auburn* | W | 17-13 |
| 10/29 | UMass* | W | 49-7 |
| 11/5 | Kentucky | W | 40-0 |
| 11/12 | Mississippi | W | 27-26 |
| 11/19 | Tennessee* | W | 41-18 |
| 11/26 | Wake Forest | W | 55-21 |
| 12/31 | (#23) N.C. State ^ | W | 38-24 |

^ Franklin American Mortgage Music City Bowl

2013 (9-4/4-4 T-4th)

Coach: James Franklin

Captains: Austyn Carta-Samuels, Andrew East, Andre Hal, Wesley Johnson, Javon Marshall, Jordan Matthews, Walker May, Carey Spear

| | | | |
|--------|-----------------|---|-------|
| 8/29 | Mississippi* | L | 35-39 |
| 9/7 | Austin Peay* | W | 38-3 |
| 9/14 | South Carolina | L | 25-35 |
| 9/21 | UMASS | W | 24-7 |
| 9/28 | UAB* | W | 52-24 |
| 10/5 | Missouri* | L | 28-51 |
| 10/19 | Georgia* (#15) | W | 31-27 |
| 10/26 | Texas A&M (#16) | L | 24-56 |
| 11/9 | Florida | W | 34-17 |
| 11/16 | Kentucky* | W | 22-6 |
| 11/23 | Tennessee | W | 14-10 |
| 11/30 | Wake Forest* | W | 23-21 |
| 1/4/04 | Houston ^ | W | 41-24 |

^ BBVA Compass Bowl

2014 (3-9/0-8 7th)

Coach: Derek Mason

Captains: Andrew East, Joe Townsend, Kyle Woestmann

| | | | |
|-------|-----------------------|---|-------|
| 8/28 | Temple* | L | 7-37 |
| 9/6 | Mississippi*^ (#15) | L | 3-41 |
| 9/13 | UMass* | W | 34-31 |
| 9/20 | South Carolina* (#14) | L | 34-48 |
| 9/27 | Kentucky | L | 7-17 |
| 10/4 | Georgia (#13) | L | 17-44 |
| 10/11 | Charleston So.* | W | 21-20 |
| 10/25 | Missouri | L | 14-24 |
| 11/1 | Old Dominion* | W | 42-28 |
| 11/8 | Florida* | L | 10-34 |
| 11/22 | at Miss. State (#4) | L | 0-51 |
| 11/29 | Tennessee* | L | 17-24 |

^ played at LP Field, Nashville



Oct. 20, 2012

Zac Stacy breaks team career rushing mark during a 169-yard effort in win over Auburn.




Nov. 23, 2013

Jordan Matthews breaks SEC career record for catches in 14-10 victory at Tennessee. He leaves campus as the SEC's career receptions leader.



Jan. 4, 2014

The 'Dores finish 9-4 for second straight year with win in BBVA Compass Bowl.



Sept. 20, 2014

Darius Sims sets SEC record, returning two kicks for scores against South Carolina.

ALL-TIME LETTERWINNERS

ABERNATHY-AZUBIKE

| | |
|-------------------------------|---------------|
| Aaron, Chris | 2008-09 |
| Abernathy, George | 1970-72 |
| Abernathy, James | 1940 |
| Abernathy, Richard | 1927-29 |
| Adair, Donald Shayne | 1983, 85 |
| Adam, Mike | 1999-2002 |
| Adams, Alfred T. (Alf) | 1914-17, 1919 |
| Adams, David Bearden | 1985 |
| Adams, Mackenzi | 2006-09 |
| Adams, Mark | 1973-75 |
| Adams, Morton B. | 1909 |
| Adams, Ralph | 1927-28 |
| Agee, Joe | 1936-38 |
| Agee, Sam | 1935-36 |
| Agee, Torrey | 2013-14 |
| Ahrens, William Norman | 1954-55 |
| Aiello, Scot | 2012 |
| Aker, John | 1943 |
| Akin, Lewis Edmond | 1958-59 |
| Akos, Patrick Thomas | 1989, 91-92 |
| Alford, Bill | 2003-04 |
| Allen, Alex | 1890 |
| Allen, Brad | 2005-07 |
| Allen, Damian Gerard | 1995-97 |
| Allen, Carl Edward | 1978 |
| Allen, Howard | 1891 |
| Allen, James W., Jr. | 1945-47 |
| Allen, Josh | 2005-08 |
| Allen, Richard M. (Rip) | 1890-92 |
| Allen, Rives Calvin | 1950-52 |
| Allmon, Mario Lanier | 1993 |
| Alsup, Roger Wendell | 1975-78 |
| Alsup, Walter David | 1972-74 |
| Ames, W.G. | 1895 |
| Anderson, Blake | 1972 |
| Anderson, Bryant | 2005-07 |
| Anderson, Byron Scott | 1982-84 |
| Anderson, Charles | 1936-37 |
| Anderson, J.M. (Tubby) | 1909-10 |
| Anderson, Joe | 1937, 1939-40 |
| Anderson, John Neil V. | 1947-48 |
| Anderson, Matt | 1994 |
| Anderson, Richard Paul | 1981-84 |
| Anderson, Thanh | 1983-86 |
| Anderson, Walton, H. | 1914 |
| Andrus, Raymond | 1937-39 |
| Anglin, Leonard | 1937-39 |
| Anguiano, Santiago Jim | 1995-97 |
| Anthony, Wayne Lamar | 1961-63 |
| Archbold, Carl Thomas | 1959 |
| Arkan, Kenan | 2001-04 |
| Armistead, James C. | 1926-28 |
| Armstrong, Homer | 1929-31 |
| Arnold, James Edward | 1979-82 |
| Arnouts, James Robert | 1987-90 |
| Ashabanner, Rob | 2008-09 |
| Asher, Robert Dabney (Bob) | 1967-69 |
| Askew, Burgess | 1931-32 |
| Askew, John C. | 1928-30 |
| Askew, Pierce (Yank) | 1931 |
| Askew, Wesley L. | 1941-42 |
| Ashley, Collin | 2009 |
| Atkinson, Eddie | 1941-42 |
| Atkinson, Fitzgerald | 1914 |
| Atkinson, James Edwin (Eddie) | 1946 |
| Atkinson, Joe | 1939-41 |
| Atterberry, Derrick | 1994 |
| Auckerman, Doug | 1989-91 (Tr.) |
| Auids, Ryan | 1997-2000 |
| Austin, Lee | 1943-44 |
| Avery, James | 1970-72 |
| Azama, Anthony | 1994, 1996-97 |
| Azubike, Caleb | 2012-14 |

BADGER-BYRUM

| | |
|--------------------------|---------------|
| Badger, Brian | 1981-83 (Tr.) |
| Baggerly, Bo | 2009 |
| Bagley, Sandy | 1973 |
| Bailey, Donald Wycoff | 1953 |
| Bailey, Jason Arnold | 1989 |
| Bailey, Joey | 2007-10 |
| Bailey, Kenneth K. (Red) | 1925 |
| Bailey, Lee | 1987 (Mgr.) |
| Bailey, Lucien L. (Fats) | 1917, 19-21 |
| Baird, Calvin | 1942 |
| Baird, Renfro (Sonny) | 1941-42 |
| Baker, Andrew David | 1984-87 |
| Baker, Fredrick (Fred) | 1995-97 |
| Baker, Isaac B. (Ike) | 1918, 20 |
| Baldridge, Duke | 1925, 27 |

| | |
|-------------------------------|-----------------|
| Baldwin, Bennett Midgley | 1962-64 |
| Ballman, Thomas William | 1973-76 |
| Banks, James Gabriel | 1992-94 |
| Banks, Jalen | 2014 |
| Banks, Ladarius | 2013 |
| Banks, Larry Sangster | 1962 |
| Banks, Teremy | 1996 |
| Barbee, John F. H. | 1898-1900 |
| Barbieri, Robby | 2011-12 |
| Barden, Brandon | 2008-11 |
| Barnes, Archibald | 2009-12 |
| Barnes, Nolan T. | 1924 |
| Barnett, Jeff | 1996-99 |
| Barr, Richard A. | 1891-92 |
| Barrett, Rodney | 1984, 1986-88 |
| Barrett, Timothy Craig | 1976-78 |
| Barrett, Virgil Caldwell, Jr. | 1961-62 |
| Barron, Billy | 1942 |
| Barton, Bryan | 1936 |
| Baskerville, Charles R. | 1890, 92-93 |
| Bates, Joseph Norman | 1957-59 |
| Bates, William (Billy) | 1943 |
| Batten, Rahim Bagi | 1995-97 |
| Battles, Ainsley | 1996-99 |
| Bayless, Robert | 1970 |
| Baughn, James Harrison | 1946-47 |
| Beane, Von Rhea | 1937 |
| Beard, Brett | 2000-02 |
| Beard, Bruce | 1911 |
| Beard, Byron | 1932-36 |
| Beard, William E. Billy | 1892 |
| Bearden, Steven Ray | 1980-83 |
| Beasley, James | 1930-32 |
| Beasley, Thomas O. (Bunt) | 1916, 18 |
| Beck, Eugene | 1932-34 |
| Beckleheimer, Herman | 1914 |
| Belin, Henry Allen, III | 1984-86 |
| Bell, Alvin (Pep) | 1920-23 |
| Bell, Charles (Jelly) | 1909-10 |
| Bell, Robert H., Jr. | 1938-39 |
| Bell, Ryan Manning | 1990-93 |
| Bell, Tre | 2014 |
| Bemis, H.E. | 1890 |
| Bennett, Earl | 2005-07 |
| Bennett, Richard S. | 1979, 1981-82 |
| Bennett, Steve | 1973 |
| Benoist, Patrick | 2006-09 |
| Benson, Steve | 1972, 75 (Mgr.) |
| Bentley, Eric Jason | 1989-91 |
| Bernhardt, Thomas Edward | 1969-71 |
| Bernstein, Jake | 2012-14 |
| Berry, Allen | 1930 |
| Berry, Steve | 1988-92 (Mgr.) |
| Berry, Julius | 1907 |
| Berry, Robert Leo | 1946-49 |
| Berry, William Irvin | 1947, 1949-50 |
| Berryhill, Grailey L. | 1916, 1918-20 |
| Berson, Clarence | 1930-31 |
| Berson, Robert | 1931-33 |
| Bevil, Steve | 1963-64 |
| Bess, George Terrence | 1983 |
| Bigelow, Steven Herbert | 1968 |
| Bigham, David M. | 1969-71 (Mgr.) |
| Bigham, William Dean | 1977 (Mgr.) |
| Biles, Shelton | 1942-43 |
| Bilicic, David | 1987-89 (Tr.) |
| Billinger, Greg | 2006-09 |
| Billings, Paul Barrett | 1950-52 |
| Bills, Sam Crutcher | 1958 |
| Binkley, Charles Cody | 1959-61 |
| Birdsong, John Michael | 1975-77 |
| Black, Benson H. | 1895 |
| Black, Terry Rawls | 1960 |
| Blackman, Ed | 1924 (Mgr.) |
| Blair, Dwight | 1970-71 |
| Blair, Frank (Count) | 1915-16 |
| Blair, James William | 1974 |
| Blake, R.E. (Bob) | 1903-07 |
| Blake, Daniel B. | 1902-06 |
| Blake, Vaughn | 1925-27 |
| Blake, Vaughn Weldon | 1903, 06-08 |
| Bland, S.K. | 1892 (Mgr.) |
| Blane, Robert H. | 1918 |
| Blocker, George Lane | 1979 |
| Blondell, James Mathew | 1983 |
| Boensch, Hord | 1911, 13 |
| Bohner, Richard Hugh | 1962-63 |
| Boldt, John Wesley | 1949-50 |
| Bolles, W.E. | 1891 |
| Bomar, Lynn | 1921-24 |
| Bomer, J.O. (Mike) | 1912 (Mgr.) |
| Bonner, M.H. | 1899 |

| | |
|----------------------------|------------------|
| Boogher, Howard M. | 1894-97 |
| Booker, Chris | 2002-03, 2005-06 |
| Boone, Luther Erskine | 1958-59, 61 |
| Booth, Powers | 1937 |
| Booth, Vaughn | 1925 |
| Booth, William M. | 1899, 00-01 |
| Bossier, Derick Juan | 1990-91, 93 |
| Bostick, Dick | 1943-45 |
| Bourque, Jason | 2002-03 |
| Bowden, Nigel | 2014 |
| Bowen, Gary | 1943 |
| Boyd, Charles Ray | 1965, 66-68 |
| Boyd, Chris | 2011-12 |
| Boyd, Terry Joe | 1977-78 |
| Boyer, Dale Eugene | 1948-49 |
| Boykin, Brian Keith | 1993-96 |
| Boyte, R. | 1895 |
| Bradford, Antuan | 1998-2001 |
| Bradford, C.R. (Tex) | 2012-22 |
| Bradford, Jake | 2006-08 |
| Bradford, Mark | 1905 (Mgr.) |
| Bradford, Mark Jr. | 1927-28 |
| Bradley, Douglas Harold | 1986-89 |
| Bradley, John Henderson | 1995-97 |
| Bradley, Larry Houston | 1990 |
| Brancheau, Curtis | 2001-03 |
| Brandon, Zeke | 2000-03 |
| Brannon, Terrial | 2008-10 |
| Bransford, John | 1926-27 |
| Breazeale, Steven Thomas | 1991-92 |
| Brent, Steven | 2002-03 |
| Bridges, Andrew | 2011-14 |
| Brigham, Grant | 2002 |
| Brigham, Nick | 2004 |
| Bright, Steven | 2003-06 |
| Brightwell, Irvin | 1941-42 |
| Bristow, Alex | 1928 |
| Broadbear, Michael Webster | 1962 |
| Brock, Jack | 1943-44 |
| Brogdon, Paul Gilliam | 1972-75 |
| Brogdon, Preston | 1975 |
| Bronner, Jimmie Leander | 1981-82 |
| Brooks, Phillip Wayne | 1963-65 |
| Brother, Kevin Gordon | 1988-91 |
| Brothers, Donald | 1960 |
| Brothers, Jeffrey Lawrence | 1990-93 |
| Brown, Allen | 1909-10 |
| Brown, Amy | 1989-90 (Tr.) |
| Brown, Bradley David | 1992-93 |
| Brown, Brady | 2009 |
| Brown, Calvin Smith | 1891 |
| Brown, Charles H. | 1910-11, 1914-15 |
| Brown, Claud Harold | 1952, 56 |
| Brown, Enoch (Nuck) | 1910-13 |
| Brown, Eric Wesley | 1982-83 |
| Brown, Innis | 1903-05 |
| Brown, J. Hamilton | 1897-98, 1903-04 |
| Brown, John Neil (Bull) | 1926, 28-29 |
| Brown, Lester Watson | 1969-70, 72 |
| Brown, Mack | 1970 |
| Brown, Malvern | 1936 |
| Brown, Mark Thomas | 1979-80, 82 |
| Brown, Morton London, Jr. | 1966-67 |
| Brown, Mylon | 2010-11 |
| Brown, Preston Melville | 1976-79 |
| Brown, Ray | 2004-06 |
| Brown, Robert Lee | 1891 |
| Brown, Robert R. | 1910 |
| Brown, Sam | 1933-35 |
| Brown, Sperry | 1927 |
| Brown, Terry Scott | 1987-89 |
| Brown, Tom | 1910-13 |
| Brown, Van Thompson | 1946-49 |
| Brown, W.C. Foksett | 1916 (Mgr.) |
| Brown, William Erik | 1989-91 |
| Browning, Manning | 1922-23 |
| Bruce, William | (1963-65 Mgr.) |
| Brunner, Patrick | 2001-03 |
| Bruno, John | 1966 |
| Bryan, Claiborne N. (Ick) | 1901-03 |
| Bryan, Kenneth M. | 1923-25 |
| Bryan, W.J. (Bill) | 1922-23 |
| Bryant, Brandon | 2006-07 |
| Bryant, Darien | 2012-13 |
| Bryant, Timothy Craig | 1980-81 |
| Bryngelson, Bill | 1943 |
| Bubis, Matt | 2007-08 |
| Buck, Howard Lee | 1973-74 |
| Buckley, Ray | 1902 (Mgr.) |
| Buckner, Allen M. | 1919-20 |
| Buckner, Matthew G. | 1893 |
| Buggs, Marcus | 2004-07 |

| | |
|--------------------------|---------------|
| Buggs, Wamon Charles | 1978-81 |
| Bulkeley, Richard Chase | 1959 |
| Bullen, Stanley Wayne | 1981, 83-84 |
| Bullock, Ron | 2003, 2005 |
| Burch, Lucius E. | 1892-95 |
| Burch, Lucius, E., Jr. | 1931 |
| Burge, Len | 1937 |
| Burger, Steve | 1970-72 |
| Burke, Orvill G. | 1898-99 |
| Burke, Vance | 1936, 38-39 |
| Burks, Oren | 2014 |
| Burns, Jason | 2003-05 |
| Burns, John | 1941 |
| Burns, John Olen | 1967-68, 1970 |
| Burns, Red | 1942 |
| Burrow, Jabo | 2010 |
| Burson, Thomas Eads | 1980, 84 |
| Burton, Barry Ferguson | 1973-75 |
| Burton, James Boyd | 1959 |
| Burton, Larry | 1932 |
| Burton, Nelson Lynch | 1949-50 |
| Bushmair, Binks | 1940-41, 1946 |
| Butcher, Wade Elvin, Jr. | 1960-61 |
| Butler, Adam | 2013-14 |
| Butler, Jim | 1956-58 |
| Butler, Karl | 2010-13 |
| Butler, Robert A. | 1990 (Mgr.) |
| Byers, Daniel Lee | 1952-54 |
| Byndom, Raminte' | 1996-99 |
| Byrd, Eugene Leon, Jr. | 1973-74 |
| Byrn, Charlie | 1942 |
| Byrum, Eric | 2001-04 |
| Byrum, Jamie | 1999-2002 |

CAGE-CUTLER

| | |
|------------------------------|----------------------------|
| Cage, John Bright | 1972-74 (Tr.) |
| Cagle, Richard | 2009 |
| Caine, Winston Paulding, Jr. | 1958 |
| Caldwell, Jason | 2002-03, 2005 |
| Caldwell, Joel | 2006-09 |
| Caldwell, William T. | 1948 |
| Calhoun, Bedford L. | 1946-47 (Mgr.) |
| Calhoun, Donald John | 1967 |
| Calhoun, James Richard | 1947-49 |
| Callahan, Jeff | 1989-90 (Mgr.) |
| Calvin, Reginald Lydell | 1974-77 |
| Campbell, Nate | 2007-08, 2010 |
| Campbell, Vincent A. | 1907 |
| Canington, Larkin Lee | 1976 |
| Cannon, Donald Ray | 1993 |
| Cantrell, Hubert Randolph | 1976 |
| Cantrell, Wayne Edward | 1946-48 |
| Cantwell, Frank Pierce, Jr. | 1965-66 |
| Capobianco, Robert Stuart | 1983-84 |
| Cappelletti, Robert Anthony | 1952-54 |
| Cargile, Neil | 1924-26 |
| Carlen, Bill | 1940 |
| Carlson, Matt | 1933-34 |
| Carman, Charles | 1913-14, 1916 |
| Carman, George | 1917 |
| Carmichael, Dave | 1971 |
| Carney, John Wesley | 1969-71 |
| Carnier, Michael | 1985-87 (Tr.), 1988 (Mgr.) |
| Carroll, Thomas | 2008 |
| Carson, Elliott | 1997-2000 |
| Carson, James (Kit) | 1935-36 |
| Carta-Samuels, Austyn | 2012-13 |
| Carter, Aaron | 2001-04 |
| Carter, Anthony Brian | 1988-91 |
| Carter, David Kelly | 1977 |
| Carter, David | 2004-05 |
| Carter, Jamail | 1996-98 |
| Cartwright, Jeffrey | 1981-82, 1984 |
| Cartwright, John | 1925 |
| Casella, Joseph Francis | 1978 |
| Cate, Billy | 1943 |
| Cates, Preston Ellis (Tony) | 1992 |
| Cathey, David Grant | 1982 |
| Cave, Duncan | 1999-2001 |
| Cecil, Ernest Bernard | 1975-78 |
| Cecil, Hugh | 1925-27 |
| Chalfant, Bertram (Trinny) | 1928 |
| Chalmers, Samuel Lenell | 1990-93 |
| Chandler, John W. | 1976-77, 1979 |
| Chapman, John B. | 1927 |
| Charley, Damien Rashid | 1995-98 |
| Chastain, Tyler | 1987-89 (Mgr.) |
| Chavous, Corey Lamonte | 1994-97 |
| Cheadle, John Roaten | 1950-52 |
| Chenault, Frank | 1938 |
| Cherry, L.W. (Wink) | 1936 |
| Cheshire, J. Ross | 1909 (Mgr.) |
| Chesley, Curtis Lee | 1968-70 |

| | |
|-----------------------------|---------------|
| Chesley, Gary William | 1969, 1971-72 |
| Chesley, Jay Emory | 1972, 1974-75 |
| Chester, Martin S. (Yunk) | 1912-15 |
| Chester, Sam | 1915 |
| Chilton, Bobby | 1943 |
| Chorn, Walker K | 1906 |
| Chura, Robert Noell | 1989-90, 1992 |
| Claffey, Harold (Hal) | 1933-35 |
| Claiborne, Daniel W. | 1903 |
| Clancy, William Francis | 1952 |
| Clark, Allen B., Jr. | 1910 |
| Clark, Cory | 1972 |
| Clark, John Hayes | 1987-89 |
| Clark, John Henry | 1942, 1946-48 |
| Clark, Thomas Barron | 1963 |
| Clarke, Gary Bruce | 1978 |
| Clarke, Steven | 2010-13 |
| Clary, Ronald Perry | 1950 |
| Clay, Matt | 2001-04 |
| Clem, Kerry Mernard | 1988, 90 |
| Clemens, John Matthew | 1979-82 |
| Ciere, Raymond | 1936 |
| Cleveland, Hal | 1914 (Mgr.) |
| Cleveland, Jon Raymond | 1962-63 |
| Clinard, Zack Norman | 1947-48 |
| Clinton, Richard Dean | 1976 |
| Close, Vernon | 1931-33 |
| Clunan, Charles William | 1949 |
| Cobb, David George | 1953 (Mgr.) |
| Cobb, Rodney Allen | 1958, 60 |
| Cody, Josh | 1914-16, 1919 |
| Coffey, John W. | 1891 |
| Cohen, H. Russell | 1913-16 |
| Cola, Bara | 2002 |
| Cole, John | 2009-11 |
| Cole, Kenneth Bridges, Jr. | 1978, 80 |
| Coleman, Stephen Albert | 1968-69 |
| Coleman, Andrew Lee | 1978-81 |
| Coleman, Leonard David | 1980-83 |
| Colles, Zach A. | 1924-26 |
| Collier, Harris | 1938 |
| Collins, Brooks | 1997-99 |
| Collins, Christophaer Allen | 1964-65, 67 |
| Collins, Gerald Michael | 1990-94 |
| Collins, Wilson | 1911-12 |
| Combs, James Lee | 1968-69 |
| Condrey, Clay Terrell | 1995-98 |
| Cooke, Colby | 2013 |
| Connell, Allen | 1909 |
| Connell, W. | 1892-97 |
| Conyers, Percy | 1920-22 |
| Conyers, Wally | 1998-2001 |
| Cook, Joe | 1970-72 |
| Cook, Sylbert M. | 1950-52 |
| Cooke, Colby | 2014 |
| Cooke, John | 1946 |
| Cooper, Kenneth R. | 1942, 1946-48 |
| Copp, Carl Andrew, Jr. | 1946-49 |
| Coppeans, David L. | 1995-98 |
| Corbin, William Fizer | 1959-61 |
| Corcoran, Ollie | 1941, 1946-47 |
| Corlette, Marvin | 1898 |
| Corlette, Marvin, Jr. | 1927 |
| Cornelius, William R. | 1900 |
| Costen, Sam | 1904, 1906-07 |
| Couch, Robert Charles | 1993-95 |
| Council, Francis E. | 1923 |
| Coverdale, Jonas | 1923 |
| Covington, Cecil B. | 1908-10 |
| Covington, Joel B. | 1908, 1911-12 |
| Covington, Leslie | 1907, 09 |
| Covington, William T., Jr. | 1915 |
| Cox, Allen | 1908 (Mgr.) |
| Cox, E.A. | 1897-98 |
| Cox, James Martin | 1975-78 |
| Cragwall, A.O. | 1898-99 |
| Craig, John L. (Honus) | 1904-07 |
| Craig, Wesley W. | 1890-94 |
| Crawford, Guy | 1905-06, 1908 |
| Crawford, James A. | 1941-42, 1946 |
| Crawford, James Everett | 1984-87 |
| Crawford, John K. | 1934-35 |
| Crawford, William H. | 1960-61-62 |
| Craycraft, Robert | 1988-91 |
| Creagh, Charles E., Jr. | 1959-61 |
| Creighton, Dudley | 1931 |
| Creson, Larry (Kitty) | 1925-27 |
| Creson, Robert Paul | 1920 |
| Crichlow, Collier | 1944 |
| Ciddle, Edward S. | 1918 |
| Crimm, Lloyd | 1931 |
| Crocker, Julian Doss Jr. | 1960-62 |
| Crooks, Delando | 2014 |

ALL-TIME LETTERWINNERS

Cropp, David W. 1985 (Mgr.)
Cropp, John W. 1959-61
Crosby, Doyle 1998-2001
Crownover, Arthur, Jr. 1927-30
Crutchfield, Wallace 1896-99, 1901
Cuffee, Ryan 1999-02
Culley, David 1973, 75-77
Culpepper, Brandon R. 1992-93
Culpepper, Clifford L. 1972, 74-75
Cummings, Bob 1942
Cummings, Joe 1937 (Mgr.)
Cundiff, Dan Bradley 1966-67
Cunningham, Alex 1906
Cunningham, James F. 1953-55
Cunningham, James W. 1968-70
Cunningham, Jordan 2013
Cunningham, William E. 1987-88
Cunningham, Zach 2014
Curley, Pete 1933-35
Curlin, Zach 1911-13
Curnutte, Stephen Bryant 1973-75
Curry, Irby Rice (Rabbit) 1913-16
Curtin, Francis William, Jr. 1965-67
Curtis, Allen B. 1898
Curtis, Arnold E. 1947-49
Curtis, Ernest Jackson 1947-50
Custer, Ryan 2006-09
Cutler, Jay 2002-05

DABNEY-DYE

Dabney, John 1902
Dahlberg, Eric Steven 1990-93
Daniels, Bill 1927
Daniels, Bert 1936
Daniels, Dexter 2009-11
Daniels, Jason 2001-2003
Darnell, Alex 1948, 1950-51
Darnell, Jesse Cloyce 1965-66
Darnell, Leonard 1910
Dauphin, Elizabeth 1981-83 (Tr.)
Davies, Herman 1912, 1917-18
Davidson, Simpson D. 1947-50
Davie, Edgar Byron 1956
Davies, Bradford Jay 1979
Davin, Charles C. 1915
Davis, Abe 1928
Davis, Cato 1897
Davis, Charlton 1939-40
Davis, Daniel Muncester 1958
Davis, Erik 2002-05
Davis, Gary Michael 1966-67
Davis, H.A. 1892
Davis, H.W. (Huldy) 1899, 1900-02
Davis, Herbert W. 1929, 31
Davis, J.T. 1925
Davis, Jefferson, Jr. 1956
Davis, Kate 1993 (Tr.)
Davis, Robert Earl 1990-93
Davis, Simeon Benton, III 1963
Davis, Thomas Larkin 1968
Davis, Thomas W. 1894-96, 1898
Davis, Thomas W., Jr. 1933
Dawson, Michael H. 1965-66
Day, Frank L. 1892
Dean, Richard Darrell 1977-79
Deane, Richard Nils 1974
Deesse, Clifford Wayne 1992-95
DeGeorge, Chris 2009
DeGraffenreid, Allen 1994-96
DeGraffenreid, Byran 1992-93, 95
DeGroot, Clarence III 1983, 86-87
Deiderich, George R. 1956-58
DeMain, James Henry 1951, 53
Demmas, Art 1952-53, 55-56
Demmas, Constantine G. 1953
Denny, K. Scott 1979-80 (Tr.)
Denson, Bobby Darrell 1982-84
Devane, John Thomas 1968
DeWitt, John Donovan 1990-93
Dickerson, George W. 1977
Dickerson, Gordon 1925
Dickinson, Joe 1936
Dickinson, Overton 1931
Dickson, Leo 1932-34
Diehl, Willie 1970-71
Dietrich, Mark William 1972-74
Diffie, Jimmy 1944
DiNardi, John Carmen 1986
Dinwiddie, Robert 2001-04
Ditto, Adam 1998
Divens, Lamar 2004-05
Dixon, Barron 2011-14
Dixon, Paul Randall 1933-35
Dixon, Sean 2003-06
Doak, E.L. 1895

Dodd, John Speer 1951, 1953
Dodge, Harlow F. 1990
Donahoo, Duane 1970
Donaldson, Sammy L. 1956
Donnell, Ben Clay 1957-58
Donnelly, Christopher I. 1989-90
Dooling, John David 1990-92
Dorrell, Chandler 2014
Dortch, Fred W. 1891, 93-95
Doss, Aubrey K. 1896
Dosselt, Adam 2003
Doster, Kwane 2002-04
Doty, Burnett J. 1920
Dougherty, Lew W. 1911
Douglas, Cedric Dwayne 1993
Dowling, Kevin 1985-86, 1988-89
Dowling, Sean 2014
Downs, Bobby 1971
Dozier, Steven 1976-78 (Mgr.)
Drake, Bill 1931
Drake, John Allen, Jr. 1969-71
Dralle, James Donald 1983-84
Dubois, Charles 1933-34
Dudchock, Davis 2014
Dudley, Edward Gordon 1957-58
Dudley, Guilford, Jr. 1927-28
Duffey, Mack 1970
Dugan, Terence Patrick 1980-82
Duke, Alvin 1996-98
Duncan, C.J. 2014
Duncan, Jamie Robert 1995-97
Duncan, Roy Lester 1950, 52
Duncan, William E. Jr. 1952
Dungan, William Jeff 1977
Dunham, Akeem 2009-11
Dunkerley, Herbert 1938-39
Dunn, Robert E., Jr. 1927-28
Dunnivant, Jason Q. 1995-97
Dunning, Dustin 2002-05
Dunster, Michael E. 1978-79
Durand, Harry 1930-31
Duval, Robert E., III 1969-71
Dwornick, John E. 1982-84, 1986
Dye, John S. 1895-96, 1898
Dye, Terrell Eugen 1960-62

EAMES-EWERS

Eames, Josh 2004-07
Earl, Carl 1933-34
Early, James 1917, 1919-20
East, Andrew 2011-14
Edgerton, John E. 1898-99, 1900-02
Edmondson, Brandon L. 1978, 80
Edwards, Austin 1929
Edwards, Charles Leon 1977-80
Edwards, Keith Y. 1980, 1982-84
Elam, Frank (Pos) 1921
Elder, Rick 1971
Ellington, Edward Perry 1946-48
Elliott, Arnold James, Jr. 1985-88
Elliott, Floyd Strother, Jr. 1976 (Mgr.)
Elliott, W. Y., Jr. 1893-95
Ellis, John 1938-40
Ellis, Trey 2014
Elrod, Parker 1938
El Sheshai, Nabil 1987-90
English, Timothy J. 1975-78
Erikson, Thor Erik 1986, 1988-90
Ernst, Steven Earl 1967-68
Ertuglu, Tolga 2003
Ervin, Andy Lee 1978-79
Ervin, Norwood Martin 1977-78
Estes, Pat M. 1970
Evans, David Mulbern 1961
Eveland, William Greg 1975-78
Evins, Joe 1932
Ewers, William (Bill) 1944-45

FAGAN-FUQUA

Fagan, Jared 2005-08
Fails, Terence Neil 1950, 54
Faircloth, Bryan 1926
Fant, Lester G. 1897-98
Farrell, Louis (Tab) 1896-97
Farris, Robert Gordon 1951
Faulkinberry, Russell Miller 1947-50
Ferguson, Dante L. 1985, 87-88
Ferguson, Taurean 2014
Fernandez, Medina 1955 (Mgr.)
Finklin, DeReal 1993, 95-96
Finnern, Mike 1970
Fischesser, John R. 1985, 87-88
Fischer, Kyle 2008-11
Fisher, Frederick M.I. 1972-75
Fitz, Armando Eleazar 1983-86

Fitz, Thomas 1985-86, 1988
Fitzgerald, William S. 1893-96
Fitzpatrick, William G. 1988
Flanigan, Mickey 1939-40
Fleming, O.J. 1995-97
Fleming, Mills Edwin 1986-88
Fleming Partee 1936-37
Fletcher, F.M. 1892
Fletcher, William Martin 1981-84
Flowers, Davis 2009
Floyd, John Franklin 1975
Floyd, John (Red) 1915-16, 19-20
Fly, Christopher 1987-90 (Tr.)
Flynn, Barry Burgin 1978-81
Folino, Chuck 2001
Folmar, Jimmy 1941
Ford, Anthony 1998
Ford, Barry Kevin 1990
Ford, Reggie 2011
Ford, Turney 1936-38
Forrest, Marcus Dion 1995-96
Forte, Nick 2008
Fortune, Selman 1930-32
Foster, Eddie 2009-12
Foster, Julian 1930-32
Foster, Ray 1923
Foster, Richard Henry 1950-52
Fottrell, Harold 1928
Foust, Buryl 1929, 31
Fouts, John Matthew 1985-88
Fowler, Ryan 2009-12
Francis, Clyde M. III 1976-79 (Tr.)
Francis, Raymond 1990-93
Francis, Raymond 1937-38
Frank, Laurence Milton 1952-55
Franklin, Larry 2012-13
Franklin, Marvin Jr. 1936-38
Franklin, Tom 1928
Freebeck, Wade 2014
Freeland, Ewing (Big 'un) 1908-11
Freeman, Richard 2003, 2005
Friel, Gaylord N. (Billy) 1915
Frieman, Eric 2010
Frierson, Greer 1944
Fritts, Steven Bradford 1968-70
Fritz, Gregory William 1972, 74
Fritz, Emile 1941
Fromang, Blake 2013-14
Fuge, Linc 1971-73
Fugger, Tim 2008-11
Fugler, Clarence 1905
Fulger, Pearly M. 1900
Fullam, Jay 2010
Fuller, Rufus Ardell 1981-84
Funk, Charles Barrett 1959-60
Funk, David Franklin 1978
Funk, Jared 2009-10
Fuqua, John Herman 1968
Fuqua, Lindsay W. 1962-64
Fuqua, William G. 1945-46, 1948

GAFFNEY-GWYNEE

Gaffney, William 1961-62 (Mgr.)
Gallalee, William (Bill) 1944
Gallard, Tom 1998-99
Gaines, Bradford L. 1986, 88-89
Gaines, Charles L. 1894
Gaines, Christopher R. 1984-87
Gaines, Ian 2000-01, 2003
Gaines, Robert F. 1961-62 (Mgr.)
Gallier, Thomas R. 1972-75
Gallardo, Don 1996-97
Gamble, John 1964-66
Gandolfo, Michael Peter 1989-91
Garcia, Martin Anthony 1972-74
Garcia, Michael 2007-08
Gardella, Andrew 2001
Garden, Thomas P., Jr. 1959-61
Gardenhire, F.M. 1891
Gardner, Drew 2006-07
Garman, Dennis Paul 1983-84
Garham, Chase 2010-13
Garrett, Matthew 1996
Garrett, M.J. 1999-2002
Garrison, Frank M. 1975
Gatewood, Curtis 2004-07
Gaudet, Thomas Andrew 1962
Gaulden, Charles 1938-39
Geisinger, Justin 2001-04
Gentry, Joe Ulysses, Jr. 1985-88
Geny, Charles F. (Willie) 1933-34
George, Richard 1980 (Tr.)
Gerst, Gerald Garrett 1964
Getter, Nick 2000-03
Gibbs, Julie 1988 (Tr.)

Giboney, Justin 1999-2002
Gibson, Everett 1923, 25
Gibson, Geoffrey Jay 1969-70
Gibson, Roy M. 1926, 1928-29
Gillespie, James Ray, Jr. 1986-87
Gillespie, Paul T. 1966-68
Giller, David 2008-10
Gilliland, Frank 1911 (Mgr.)
Gilmore, Gerald E. 1979
Giltner, Michael E. 1966-68
Giltner, Robin Lynn 1976-78
Glasgow, McPheeters 1935-36
Gleisner, Donald Allen 1950, 52
Glewvve, Grant S. 1989-90
Goar, Paul Ellis 1952
Goad, Frank 1916-20
Godchaux, Frank A. 1899, 1900
Godchaux, Frank A., Jr. 1920-21
Goff, Jonathan 2004-07
Goldberg, James 1993 (Tr.)
Golden, Hawkins 1972-73
Golden, Winfred Lewis 1950-51
Goodall, Robert Harden 1952-54
Goodgame, John 1943
Goodridge, Robert W. 1966-67
Goodson, Joe A. 1893, 97-98
Goolsby, Ernest E. 1981-82
Gordon, Ronnie A. 1993-95
Gorrell, Frank C. 1945-47
Gossage, Matthew E. 1973-75
Gothard, Dennis M. 1975-78
Gouger, Barrett 2013-14
Gracey, Clarence (Pete) 1930-32
Grady, Josh 2012-14
Gragg, Derrick Lamont 1988-91
Graham, Jamie 2008-10
Graham, Joe Harold 1962-64
Graham, Thomas B. 1902-04
Grasty, Felix K. 1923 (Mgr.)
Graves, Curtis 2014
Graves, Joe 1943-45
Graves, Junius G. 1948, 50
Gray, Thomas 1985-87
Gray, Tommy 1945
Green, Charles C. 1904 (Mgr.)
Green, James T. 1985-87
Green, Justin 2012-14
Green, Patrick 1997-98, 00-01
Greene, Mike 1966-67
Greenstone, T.J. 2008-11
Greer, George J. 1916
Gregory, Josh 2012-14
Griffin, Malvern U. 1908-09
Griffin, Darryl 1993
Grimmett, Hill, Jr. 1936
Gromos, John Paul 1985, 87-89
Grover, Billy Dwain 1956-58
Groves, Adolph Milton, Jr. 1974-76
Gruber, Brian 1997-2000
Gruber, Wayne Edward 1952
Gude, Bob 1939-41
Guepe, Arthur Albert 1961-63
Guerin, Sean Michael 1988-89
Guffee, Harry J. 1932-34
Guffee, Paul Owen 1962-64
Gullett, James B. 1929
Gurley, Rodney Steven 1978-81
Gutierrez, Christopher F. 1982
Gwynne, Walter E. 1901

HAGER-HYSONG

Hager, R.B. (Dick) 1908
Hager, Samuel E. 1892
Hagewood, Jack Douglas 1958-59
Haggard, Wallace C. 1919-20
Hahnfeldt, Bryant 2005-08
Hail, Conway 1939 (Mgr.)
Hale, Darren 1995
Hale, David Lebron 1974-76
Hale, R.E. 1892
Hale, Ronald Corey 1976, 78-79
Haley, Parnell 1936
Halford, Jack 1948
Hal, Andre 2010-13
Hal, Carlton L. 1994-97
Hall, Gabe 2004-07
Hall, Glenn A. (Spick) 1906-07
Hall, John Richard 1951-54
Hall, Millard Wayne 1960-61
Hall, Robert Hall 1935-36
Hall, Scott Richard 1965-67
Haliburton, Ben 1917
Hallman, David Alton 1959
Hambrick, Thomas C. 1931
Hamilton, Bob 1942-43

Hamilton, C.M. 1915-16
Hamilton, Ed Jr. 1902-05
Hamilton, Fred S. 1941-42, 1946
Hamilton, Fred S., Jr. 1969-71
Hamilton, James 1943, 45
Hamilton, Ryan 2006-09
Hammer, Bruce W. 1960-61
Hammerschmidt, J. 1964-66
Hammerschmidt, M. 1969-70
Hammond, Harry K. 1978-81
Hampton, Jerry Randall 1976-77
Hampton, Wade 1933-34
Hancock, Joseph Scott 1980-81
Hanna, Ross 1937-39
Hanner, J.P. 1892-93
Harber, David Mark 1974-75
Hardage, Lewis 1911-12
Harden, James 1939
Harden, W. Holmes 1890-92
Hardy, Edward D. 1916
Hardy, J.C. 1899
Hardy, Lamar 1899
Hardy, Arnold R. 1945, 1948-49
Harkins, Thomas V. 1954-55
Harlow, Gene 1939-40
Harmon, Eric Matthew 1984, 86
Harper, Harding 2013-14
Harris, Charles Edward 1978-79
Harris, Corey Lamont 1988-91
Harris, Robert Anthony 1981
Harrison, Claude 1942
Harrison, Dennis 1974-77
Harrison, Durwood 1971-73 (Mgr.)
Harrison, Herdley 2002-05
Hart, Gary Curtis 1962-64
Hart, W.B. 1909
Hart, William 1977
Harvey, Alphonso Will 1995-98
Harwell, W.S. 1900
Hasanoglu, Nezhir 1998-2001
Hassett, Charles R. 1896-97
Hasslock, Lewis W. 1907-08
Hatcher, Ronald 2000-01, 03
Hauck, Walter Christie 1967-69
Haun, David 1970-71
Haury, Karl E., Jr. 1969-71
Hause, Francis 1937-38
Hawkins, Charles 1926-28
Hawkins, Charles W. 1951-53
Hawkins, Jared 2006-09
Haye, Jovan 2002-04
Hayes, Brett Lawrence 1988-90
Hayes, Larry Gene 1954-55
Hayes, Larry Wayne 1969-71
Hayes, Frank M. 1914-16
Haygood, Jimmy (Shag) 1904-05
Hays, Sammy 1939
Hays, William 1935-37
Hayward, Casey 2008-11
Head, Paris 2013
Healey, Michael B. 1899-91
Healy, William (Chip) 1966-68
Hebbberger, Arthur F. 1950
Hefflin, Terence Van 1977-81
Heistand, Ed 1938-40
Heller, Frank R. (Hank) 1920
Henderson, Thomas 1930-32
Henderson, Woodrow 1937-38
Hendrick, Harvey 1917, 19-20
Hendrix, W.R. (Bill) 1924-26
Henley, Guy 1944
Henley, William Roger 1952
Henry, Douglas 1910, 13
Hensley, Eric 2006, 2008-09
Herbert, John 1927-28
Herbert, Robert, Jr. 1928
Herline, Alan Joseph 1984-86
Herndon, Don Wayne 1961
Herndon, Tray 2009-10
Herndon, Tre 2014
Herring, Darreon 2012-14
Herrmann, Mark Alan 1982-85
Hewitt, Buddy 1945
Heywood, Humphrey 1953-55
Hicks, Henry Joe 1947-49
Higgins, Gene 1939-40
Hildebrand, James B. 1892-95
Hill, Horace G., Jr. 1918-20
Hill, Jason Devon 1995-97
Hill, Jordan 1999-2001
Hill, Merlin Michael 1977
Hill, Page 1936 (Mgr.)
Hillmeyer, Hunter 1999-2002
Hilley, Rayford Carrol 1957-59
Hines, Robert G. 1950-52

ALL-TIME LETTERWINNERS

Hinkle, Carl Columbus, Jr. 1935-37
Hinkle, Carl C. (Chris) III 1967
Hinton, Ralph 1937-39
Hirsch, Edward M. 1974, 76
Hoats, Joseph Miranda 1968
Hobbs, Maurice (Preacher) 1930
Hobbs, S.F. (Fatty) 1905
Hogans, Tavarus 1996-99
Holly, William Arthur 1973-75
Holden, Will 2013-14
Holder, Fred 1940-42
Holdgraf, Maurice (Tiny) 1938-40
Holland, Al 1937
Holliday, Hamilton 2004-07
Hollins, Lunsford 1936-38
Holloway, Trey 2002-04
Holmes, Andrew 1926 (Mgr.)
Holmes, Billy H. 1952-53, 1955
Holmes, Ducky 1917, 1919-21
Holt, Carleton 1948-50
Holt, Charles E. 1941-42, 1946
Holt, Daryl Ray 1984-87
Holt, Jeffrey Allan 1982-85
Holmes, Brandon 2005-06
Hood, Eddie Lamar 1977-79
Hood, Elliot 2004-06
Hoover, Charles Ellis 1952-55
Hoover, Charles Marcus 1942, 1946
Hoover, John 1970-71
Horrocks, Theo 2004-07
Horton, Charley 1952-55
Horton, Leon 1990-91, 1993 (Tr.)
Hoskins, Gale 1931 (Mgr.)
House, Markessus 2000-02
Housman, Hardy 1937-39
Houston, Frank K. 1900-02
Houston, George 1931 (Mgr.)
Howard, Matthew T. 1961
Howe, John B.A. 1895-96
Howell, Clark 1892, 95
Howell, Joseph T. 1901-03
Hubert, George Wallace 1988-89
Hudgins, Loie Malcolm 1978-81
Hudgins, Ward 1930-31
Hudson, Gary Richard 1960-62
Hudson, Gerald Jack 1954-56
Hudson, Taylor 2013-14
Huffman, Chester C. 1911-14
Huggins, James 1935-38
Huggins, Roy 1939-40
Hughes, Casey 2012-14
Hughes, Charles 1929-31
Hughes, Floyd Ray 1977
Hughes, Robert Littleton 1958
Hughes, Thack 1931
Hughes, Thomas W. 1923
Hughes, Travis Hubert 1957-59
Hughes, William W. 1883-96, 99-01
Hughes, William W. Jr. 1927
Humble, John R. 1963-65
Hume, Fred 1901
Humphrey, Howard 1938-39
Humphreys, W. Douglas 1974-77
Hunt, Donald Astin 1953-55
Hunter, Funtaine 2003-06
Hunter, Pat 1973
Hurley, James 1970
Hurst, Dunlap 1959
Hurt, Sidney 1896
Hurter, Drew 1988-91 (Tr.)
Husband, Phillip D. 1968
Hutto, James Albert 1947-49
Hutton, W.G. 1897
Hysong, Alex 2014

IACENDA-ISSAGUIRRE

Iacenda, Andrew Scott 1987
Ilgenfritz, Mark 1971-73
Ilgenfritz, Scott Carter 1976-78
Illes, Robert John 1983-84
Ingram, John Thomas 1967-69
Iranmanesh, Abtin 2002-04
Irby, Jack 1938-39
Ivey, Robert Barnes 1966-67
Izlar, Paul Roberts P. 1975
Izzaguirre, Carlos 1943

JABALEY-JUSTICE

Jabaley, Michael Ellis 1954
Jackson, Anthony 1989, 91-93
Jackson, Bobby 1994, 1996
Jackson, Felix 1938
Jackson, Granberry 1894, 95 (Mgr.)

Jackson, Jerrol 1999-2001
Jackson, John 1936-37
Jackson, N. Baker 1910 (Mgr.)
Jackson, Robert F. 1915, 17
Jackson, Todd 1982
Jackson-Garrison, Cassen 2004-07
Jacobs, Michael W. 1973-75
Jacobs, Wayne 1971-72
Jacobs, William, III (Will) 1994-96
Jacoway, Boyd Gaines 1948-49
Jakes, Janeane 1990 (Tr.)
Jalufka, Earl Davis 1953-55
James, William 1970
James, Jesse Ray 1925-27
Jarrett, John 1914-15
Jefcoat, Mark Dwayne 1993-96
Jelesky, Josh 2009-12
Jelks, Andrew 2013-14
Jenkins, Jack 1940-42
Jenkins, William O. 1900
Jennings, Jeff 2004-05, 2007-08
Jewell, Larry Robert 1990
Jewell, Bobby 2010
Johnson, Babe 1900
Johnson, Barney Paul 1976
Johnson, Chris 2006-09
Johnson, David Eugene 1973-76
Johnson, Eugene 1931
Johnson, Greg 2002
Johnson, James Bishop 1959-61
Johnson, Jermaine 1993-95
Johnson, Mark O. 1986-88, 1990
Johnson, Michael E. 1985-88
Johnson, Patrick 2003-06
Johnson, Ralph Lamar 1977
Johnson, Timothy Lewis 1983-86
Johnson, Walter Dillon 1959
Johnson, Warren M. Jr. 1976-77
Johnson, Wesley 2010-13
Johnston, Donald M. 1968-70
Johnston, Fred 1929-31
Johnston, Joseph K. 1983-84, 1986
Johnston, Mason 2010
Jones, Anthony 1998, 00-01
Jones, Billy Mac 1948-49
Jones, Daniel Morgan 1958
Jones, DeAndre 2009-11
Jones, Douglas D. 1985-87 (Mgr.)
Jones, Elliott H. 1890-92
Jones, Eric Lenard 1986-88
Jones, Erwin Arthur, Jr. 1952-53
Jones, Grinnell 1901, 03
Jones, Herbert 1910
Jones, Madison 1944
Jones, Michael A. 1994-95
Jones, Ogle (Cowboy) 1926
Jones, Robert Knapp, Jr. 1975-76
Jones, Rushen 1999-2002
Jordan, Antony T. 1994-97
Jordan, Hubert Franklin 1989-90
Jordan, Karl 1980-81, 1983-84
Jordan, Nance (River) 1931-33
Jordan, Norman Wayne 1979-82
Jordan, Walter Arnell 1975-78
Joseph, Anthony A. 1972, 74
Josey, Bryan Franklin 1993-94
Joyce, Kevin 2003-06
Judy, William Robert 1962-64
Jumper, James C., Jr. 1976
Justice, David Matthew 1989

KADRI-KYLE

Kadri, Theron 2007-10
Kaelin, Richard Bruce 1966
Kaley, Jack 1943, 45
Kalnas, Patrick John 1984-85
Kammerer, Bill 1939
Kappes, Kathy 1983 (Tr.)
Katzentine, Frank 1920
Keathley, Royalyne 1952-53
Keenan, Gene 1987-88 (Tr.)
Keene, Arthur 1936-38
Keene, Buford C. (Pete) 1933
Keene, Jesse 1924-26
Keesse, Virden Lamar 1949, 51
Keith, Roderick 1988-91
Keller, William J. 1893-94
Kelley, Chester III 1976
Kelly, Everett E. (Tuck) 1922-24
Kelly, Fred 1926-28
Kelly, Harry 1942
Kelly, J.C. 1938
Kelly, William B. 1965-67 (Mgr.)
Kelly, Joseph W. 1983-84

Kemp, William Harold, Jr. 1975-78
Kempie, Bernard James 1965-67
Kennedy, Edward F. 1895
Kennedy, Lyndal Ray 1968
Kenny, Thomas Francis 1961-63
Kent, Richard 2010-12
Kentera, Kris 2012-14
Keown, Kyle 2004-06
Kerr, Andrew 1998-99
Kerr, Robert William 1964-65
Killebrew, Joe 1922 (Mgr.)
Killebrew, William 1928 (Mgr.)
Kilpatrick, Lyle Reed 1977-78
Kilzer, Walter 1942
Kimbball, Gary R. 1980
Kimbrov, Brian 2012-13
King, Byron Cleve 1992-93
King, Clarence (Clancy) 1931-32
King, Derek 2012-14
King, John J. 1906-07
King, Philip Edgar 1955-57
Kirk, Michael 1970-72
King, Ryan 2002-05
Kirchoffer, Merritt 2004-07
Kirkes, Leonard 1923
Kirkland, Joseph T., Jr. 1949-50
Kirwan, Pat 1929-31
Kiser, Samuel Hugh III 1969-71
Kiss, Stephen Michael 1964-66
Kittredge, James 2010
Kittrell, Thomas G. 1891-95
Klaass, Reinhard M. 1966-67
Knapp, Bradford 1890-91
Koepeke, Bryon Lee 1992-93
Koger, Ben 2003-06
Koger, Domonick 1996-98
Komisar, Sol 1938-39
Kosonovich, Stephen 1986-88
Koshakji, Pierre R. 1984
Kovalcheck, Richard 2006-07
Kovolsky, Brian 2001-03
Kraemer, Michael J. 1985
Krause, Jonathan 2010-13
Krietemeyer, William E. 1952-53
Kubow, Mark W. 1986, 1988-89
Kugler, Doyle Edward 1950
Kuhn, Oliver W. (Doc) 1920-23
Kyle, Charles 1925
Kyle, Frank (Stitch) 1901-05

LACY-LYON

Lacy, Chancellor 1933-34
Ladler, Kenny 2010-13
Lainhart, Stephen P. 1972, 1974
Lalos, T.M. (Mickey) 1950-52
Lamberson, Lambert 1952, 54-55
Lancaster, Bo 1999
Lancaster, James 1924-26
Langford, Reshard 2005-08
Langhorst, Henry F. 1896-98
Lassing, Fitz 2010-13
Latham, Robert 1970-72
Latham, Wayne 1919-20
Latimer, Robert W. 1974-75
Lassory, R.L. (Big 'un) 1917
Lauer, Reilly 2007-09
Laughrey, John 2007, 2009
Law, Steven Michael 1986-89
Lawrence, David R. 1989-92
Lawrence, Robert L. III 1942, 46-48
Lawrence, Robert L. 1921-24
Laws, Robert Chesley 1955-57
Lawson, Ronnie 1972
Lea, Clark 2002-04
Lea, Percy 1930 (Mgr.)
Leak, William 1928
Lealao, Nifae 2014
Leavell, Alvin Ray 1993
Ledyard, Q.R. (Bob) 1924-26
Lee, Bill David 1972-74
Lee, Charles 1931
Lee, Daniel 2005
Leffers, David 1970-72
Lehard, Jack 1942
Leinweber, David 2008
Lekacz, Hayden 2014
Lemay, Richard Ervin 1964-65
Leonard, Amos (Mouse) 1929-31
Lercius, Harold 1998-2001
Lesesse, Henry Roby 1960-62
Levine, Alfred F. 1935 (Mgr.)
Lewis, Eric Fitzgerald 1991-94
Lewis, Hiram 1998
Lewis, Marcus 1996

MACINTYRE-MYRICK

MacIntyre, George Michael 1984-85
MacKenzie, Charles F. 1891
MacLean, Alexander W., IV 1966
MacPherson, Howdy 2002
Mack, Lester Frank 1978
Madden, Jeffrey Lamar 1980-82
Maddux, David Douglas 1964-66
Maddux, James Edward 1946-47
Madison, Charles Scott 1978
Maggard, Delza Boyd 1979
Mahaffey, Dan 1972
Mahan, James 1970-72
Majors, Charles 1938 (Mgr.)
Mallory, C. Buford 1898
Malone, David Julian 1962-64
Malone, Oscar Lee 1988
Malone, W. Battle 1893-95
Malsberger, Douglas 1945, 48-49
Manier, Miller 1917 (Mgr.)
Manier, J. Owsley 1904-06
Manley, James O., III 1992-95
Mann, Hawkins 2014
Mansfield, Vaughn 1930
Manzella, Frank Joseph, Jr. 1979
Maple, Ralph Earl 1957
Maples, Gilbert (Firpo) 1927
Marchetti, Gino 1970-71
Marcus, Nathan 2014
Margo, Dee 1973
Marinangel, Bill 1993-96
Markham, John 1997-2000
Marlin, George 1939-41
Marsh, Earl 1931
Marshall, Bert 1937-38
Marshall, George G. 1901 (Mgr.)
Marshall, Javon 2010-13
Martemus, Darnell 2004-05
Martin, Carl (Zeke) 1909-11
Martin, Charles P. 1898-99, 1902
Martin, Douglas H. 1972-74
Martin, Gregory Allan 1975-77
Martin, James D. 1948 (Mgr.)
Martin, Joe 1948 (Mgr.)

Martin, Mike 1999-2002
Martin, Thomas Floyd 1962-63
Marve, Chris 2008-11
Mason, John 1925
Massengale, Avery Carvel 1982
Massey, Felix M. 1899, 1902
Mathenia, Jason 2001
Mathers, Jesse Lee, Jr. 1973-75
Mathews, William Douglas 1968-69
Matlock, Mark Daniel 1977-80
Matthews, Allama Uzair 1981-82
Matthews, Jordan 2010-13
Matthews, Mark Douglas 1979-82
Matthews, Michael Steven 1980-83
Mauerman, George Schmid 1958
May, Daryle Cline 1946-49
May, Derrick Scott 1995
May, Jim 1999-2002
May, Roger Tyler 1966-67
May, Walker 2010-13
Mayes, Cannon Roberts 1949
Mayes, Jeffrey Allan 1985-87
Mazar, Dennis 1971
McAdams, Jeff 1993 (Mgr.)
McAlister, J.B. 1897
McArthur, Gene 1943
McCaun, John Michael 1977-80
McCall, Danny Campbell 1956-57
McCarley, Trimmer 1939 (Mgr.)
McCarroll, Andrew R. 1986-89
McCarroll, John (Mac) III 1983-86
McCarter, Gordon W. 1950
McCaskell, Dave 1971
McClain Sidney 1938
McClellan, Charles 1931
McClure, James 1898
McCown, Jim Elvin 1949
McCoy, Kevin 2013-14
McCoy, Stephen Earl 1981-84
McCrary, Johnny 2014
McCullers, David Wayne 1978
McCullough, C.R. 1920-22
McCullough, Theodore J. 1983
McDaniel, Ethan 2001
McDermond, Bill 1994
McDonald, Jim 1943
McDonald, Kenneth 1899, 1900
McDonald, Michael F. 1984-86
McDonald, William H. 1967-69
McElreath, W. A. 1937-38, 1940
McFarland, James K. 1900
McFerran, Jeffrey Scott 1982
McGaster, Torren 2013-14
McGaughy, Paul 1926, 1928-29
McGehee, Bruce R. 1907-09
McGill, Ralph Emerson 1917, 1919
McGrath, Jared 1997-2000
McGrew, A.J. 1999
McGugin, Dan, Jr. 1929, 1931
McGugin, George Bew 1960, 1961
McHaney, Thad 2010-11
McIlwain, Eugene 1927-29
McIntosh, Jahmel 2012-14
McKee, James Edward 1958-59
McKenzie, K.W. 1921 (Mgr.)
McKenzie, Norval 2001-04
McKenzie, Ralph 2002-05
McKibbin, Fred Cox 1924-26
McKinney, Raymond 1953 (Mgr.)
McKinnon, Thomas B. 1952-54
McLain, W. Tyler (Fatty) 1905-08
McLean, George D. 1899, 1900-01
McLemore, Morris 1936-38
McNamara, Martin 1928-30
McNamara, Robert J. 1974-77
McNevin, Bill 1930-31
McNutt, William (Billy) 1943
McQueen, Ernest D. 1913
McSwain, Ryan 1999
McWhirter, Terrell 1941
McWhorter, Aaron 1999-2002
Meadows, David 1998-2001
Meadows, Paul 2004-05
Medes, Steven H. 1988-91
Meiers, John F. 1921-23
Melton, Ricky Darren 1991
Mercer, James A. 1977-78 (Mgr.)
Mercer, John P. 1977-78 (Mgr.)
Merlin, Ed 1935-37
Merivether, Thomas N. 1967
Metoyer, Johnny 1997-98
Metzger, W.E. (Frog) 1908-11
Meyer, Kelly Hugh 1966, 68
Mikesell, Mark Travis 1990-93

ALL-TIME LETTERWINNERS

| | |
|-------------------------|------------------|
| Miles, Darweshi Tarik | 1995-96 |
| Miholland, W.G. | 1912-13 |
| Miller, Billy | 1996-99 |
| Miller, Brevard | 1925 (Mgr.) |
| Miller, Gaston | 2006, 2008-09 |
| Miller, George Daniel | 1968-70 |
| Miller, John Stevens | 1968-70 |
| Miller, Nick | 2006-07 |
| Miller, Ronald Vincent | 1957-59 |
| Miller, Tim | 2003, 2005 |
| Mills, Daryl Steven | 1973, 75-76 |
| Mills, William | 1941 (Mgr.) |
| Milne, Jack F. | 1973 |
| Minnick, Norman | 1917, 1919 |
| Miron, John Paul | 1952 |
| Mitacek, Chris | 1999-2001 |
| Mitchell, Gerald B. | 1985-88 |
| Mitchell, Michael W. | 1976, 78, 80 |
| Mitchell, R. H. | 1890 |
| Mixon, Hugh C. | 1920-22 |
| Monaco, Robin Gabriel | 1981-84 |
| Monahan, Austin | 2007-09, 2011 |
| Monk, Alonza, Jr. | 1903 (Mgr.) |
| Montgomery, John | 1944 |
| Mooney, James C. | 1919 |
| Moore, Barry Timothy | 1978-81 |
| Moore, Cedric DeWayne | 1987-89 |
| Moore, Coke | 1930-31 |
| Moore, D.J. | 2006-08 |
| Moore, Douglas (Red) | 1917 |
| Moore, Jerry Porter | 1941-42, 1946 |
| Moore, Thomas Lowell | 1981-83 |
| Moore, Thomas M.I. | 1957-59 |
| Mordica, Frank Lucious | 1976-79 |
| Morehead, William G. | 1929-31 |
| Morgan, Albert J. | 1898, 1902 |
| Morgan, Antoine | 2002 |
| Morgan, Hugh | 1910-13 |
| Morgan, Marty | 2002-2004 |
| Morgan, Paul | 1994-97 |
| Morris, Dominique | 2002-04 |
| Morris, Nathan E. | 1892-93 |
| Morris, Russell F., Jr. | 1958-60 |
| Morrison, Dwight W. | 1907 |
| Morrison, Ray | 1908-11 |
| Morrison, Kent | 1910-11, 1914-15 |
| Morrow, Garland | 1919-20, 1922 |
| Morrow, Nate | 1998-2001 |
| Morse, Jared | 2010-13 |
| Morton, David H. | 1907-08 |
| Moshier, Eugene | 1972-74 |
| Moss, W.P. (Bill) | 1917, 1919-20 |
| Mullen, Robert W. | 1959-60 |
| Mullin, William H., Jr. | 1933 |
| Murdock, John Bush | 1951 (Mgr.) |
| Murphy, Dan | 2001, 2003 |
| Murrah, Wilson F. | 1910-11 |
| Murray, Jerry David | 1959-60 |
| Murray, Myron Levoughn | 1995 |
| Murray, Tom (Buck) | 1913 |
| Myers, Joe | 1930-32 |
| Myrick, Ronnie | 1976-79 |

NALLEY-NUNGESSER

| | |
|-------------------------|---------------|
| Nalley, Lee N. Jr. | 1947-49 |
| Narewski, Edward | 1970 |
| Nay, Bobby Earl | 1959-60 |
| Neal, David Joseph | 1990-91 |
| Neely, Jesse Claiborne | 1920-22 |
| Neely, W.D. (Bill) | 1908-10 |
| Neil, John | 1923 |
| Neil, Owen Boone | 1992-94 |
| Neill, Frank K. | 1919-20, 1922 |
| Neill, Sam | 1922-23 |
| Nettles, Doug | 1971-73 |
| Neuhoff, John | 1931 |
| Newman, Charles B. | 1951-53 |
| Newman, John L. | 1986-88 |
| Newton, Austin | 2007-09 |
| Newton, Harry | 1931 |
| Nichols, Amy | 1993 (Tr.) |
| Nichols, John | 1900 |
| Nichols, William Ronald | 1973-74 |
| Nichter, Colt | 2009-12 |
| Nickson, Chris | 2005-08 |
| Nickson, Rodrick M. | 1976 |
| Nicoll, Russ | 1998-2000 |
| Nicolosi, Christine | 1990-91 (Tr.) |
| Nilan, George | 1926 |
| Noble, Rosevelt L., Jr. | 1995-96 |
| Noel, Edwin | 1906 |
| Noel, Hayes | 1935-36 |

| | |
|--------------------------|----------------|
| Noel, Lee Francis | 1967-68 |
| Noel, Oscar F. | 1905-06, 1910 |
| Noel, Oscar F. III | 1933-34 |
| Nolen, Beverly T. | 1902 |
| Nomberg, Bernard D. | 1989 |
| Norfleet, Vance | 1925 |
| Norman, Robert S. | 1947-48 (Mgr.) |
| Norman, Newton L. | 1916 |
| Norman, Warren | 2009-10 |
| Norred, Van | 1925-27 |
| North, Donald | 1966, 1968 |
| North, John Puckett | 1942, 46-47 |
| Northcutt, H.B. (Cutter) | 1914-15 |
| Norvell, Spencer | 1916 |
| Novak, Andrew Michael | 1951-53 |
| Nungesser, Ryan | 1999-2001 |

OAKS-OWENS

| | |
|-------------------------|-----------------|
| Oaks, Ralph Edward | 1973-75 |
| O'Connell, Jason M. | 1991, 1993 |
| O'Connor, Myles P. | 1895-96, 1898 |
| O'Connor, Robert M. | 1980-83 |
| Oetter, Robert Leighton | 1975 (Mgr.) |
| Ohanaja, Kelechi | 2002-05 |
| Ohlman, Scott Douglas | 1983-84 |
| Olinger, Steven Kent | 1982-85 |
| Oliver, Bobby | 1933-35 |
| Oliver, James (Country) | 1926-28 |
| Olmstead, Tim | 2000-01 |
| Olsen, Julian | 1940-42 |
| O'Neal, Greg | 1969-71 |
| O'Neal, Robert | 1971-72 |
| O'Neal, John Elvin | 1975-76 |
| Openshaw, Tommy | 2014 |
| Ordung, John | 1971 |
| Orman, John | 1934 (Mgr.) |
| O'Rourke, James P. | 1971, 1973-74 |
| Orr, Donald Cooper | 1954-56 |
| Orr, Perry | 1922-23 |
| Orr, Rufus W. (Dub) | 1924 |
| Orth, Charles William | 1964-66 |
| Osemwegie, Moses | 2002-05 |
| Ousley, Charles Roger | 1964-66 |
| Overall, P.V. (Putty) | 1921 |
| Overbay, John | 1986 (Tr.) |
| Overly, Glenn | 1933-35 |
| Overton, John | 1900 |
| Overton, Walter J. | 1971-72, 1974 |
| Owen, Jeffrey Carl | 1988-91 |
| Owen, Ralph (Peck) | 1925-27 |
| Owen, Thomas | 1941, 43, 45-46 |
| Owen, Thomas | 1942 |
| Owens, Al | 2009-11 |

PACE-PYLE

| | |
|---------------------------|----------------|
| Pace, Andrew | 2002-05 |
| Page, Kurt Douglas | 1981-84 |
| Page, Thomas Everett | 1947-49 |
| Page, Walter Robert | 1946-49 |
| Painter, Dennis S. | 1969-71 |
| Palmer, Abe | 1938 |
| Palmer, Ed | 1907 (Mgr.) |
| Palumbo, Paul Louis | 1976 |
| Papuchis, Jason Avery | 1952-54 |
| Panu, Marc | 2010-12 |
| Parker, Benny | 1929-30 |
| Parker, Carl Wayne | 1983, 1985-87 |
| Parker, Chester Leon, Jr. | 1964-65 |
| Parker, Clayton T. | 1981-83, 85 |
| Parker, George Phillip | 1964, 66 |
| Parker, Harold | 1915 |
| Parker, Jim Mack | 1980-82 (Mgr.) |
| Parker, Lorenzo | 2001-04 |
| Parker, Michele | 1982-85 (Tr.) |
| Parker, William L. | 1956 |
| Parr, Travis | 1973 |
| Parrish, Charles | 1970-72 |
| Parrish, Edward II | 1974-77 |
| Patrick, Jim | 1945 |
| Patterson, David | 1938 |
| Patterson, Michael C. | 1967-69 |
| Patterson, Robert C. | 1900, 1903-05 |
| Patterson, Thomas K. | 1946-49 |
| Patton, Bo | 1971-73 |
| Patton, John William | 1982-83 |
| Paty, Ben | 1972 |
| Paul, Bill | 1925 |
| Payne, Derrick D. | 1988, 1990-92 |
| Parker, George P. | 1964, 66 |
| Parker, Lorenzo | 2001 |
| Peacher, Brent | 2000-01 |
| Peacock, A.F. | 1895 |

| | |
|----------------------------|------------------|
| Pearcey, Anthony Andre | 1985-88 |
| Peay, Charles | 1917 |
| Peebles, Arnold | 1933-34 |
| Peebles, Joseph E., Jr. | 1992 |
| Peebles, Mac | 1939-41 |
| Peebles, William | 1936 |
| Peeples, Jeff | 1970-72 |
| Pegg, Robert Lamoine, Jr. | 1966-68 |
| Penny, Jerome Scott | 1986 |
| Peoples, Joe | 1927 |
| Pepoy, Steve Joseph | 1954-55 |
| Perez, Ernest Joseph | 1969 |
| Perkins, Ray | 2000 |
| Perry, Alex | 1901-03 |
| Perry, Carlton | 1937-38 |
| Perry, Rufus Arnaz | 1982 |
| Perry, Willis Caudie | 1983-86 |
| Petrone, Emile, Jr. | 1938-40 |
| Petrone, Joseph A. | 1977-79 (Tr.) |
| Pettit, Jordan | 2000-01 |
| Phelps, Carlyle | 1933 |
| Phillips, William Keith | 1978-80 |
| Phillips, Y.Y., Jr. | 1948-50 |
| Phillips, Louis S. | 1914-15 |
| Philpot, Richard Horace | 1949-51 |
| Piant, Jason | 1993 (Mgr.) |
| Pickett, James | 1929, 31 |
| Pierce, George | 1933 |
| Pierson, Thomas C. | 1987-89 |
| Pilcher, Campell | 1900 |
| Pilgram, Harold H. | 1979 (Mgr.) |
| Pitman, J.B. | 1894 |
| Pittman, Allen | 1907 |
| Pittman, Kenneth M. | 1972, 74-75 |
| Pitts, Pascal Walter | 1995-96 |
| Plasman, Herbert G. | 1934-36 |
| Plunkett, Junius | 1937-39 |
| Pointer, John Leslie | 1976-79 |
| Polytinsky, Eugene B. | 1920 |
| Pool, Yelton | 1947, 49 |
| Popp, James Richard | 1982-85 |
| Porter, P. H. | 1890 |
| Porter, S.T. | 1921-23, 1925 |
| Porter, W.E. (Slim) | 1921-23, 1925 |
| Post, Orville | 1941 |
| Potter, James Terry | 1977-80 |
| Potts, Hugh F. (Rabbit) | 1907 |
| Powell, Andrew J. | 1907-08 |
| Powell, Hagan | 1931-33 |
| Powell, Micah | 2009-11 |
| Powell, Will Ed | 1941-42 |
| Powell, William Eugene | 1947-49 |
| Power, Daniel Edward III | 1964 |
| Powers, T.W. | 1898 |
| Preston, Morgan (Bo) | 1913 |
| Presznick, Joe | 1936 |
| Price, Charlie | 1914, 16 |
| Price, Torrey C. | 1986-89 |
| Richard, Joe | 1903-06 |
| Priddy, Wade 1985-86 (Tr.) | 88-89 (Mgr.) |
| Prus, Kenneth John | 1988-89 |
| Pruitt, Trent | 2012-13 |
| Pryor, Wilbert Dale | 1992 |
| Pulce, Kenneth | 1986, 88-90 |
| Pulley, Spencer | 2011, 2013-14 |
| Purdy, Mac | 1993 (Mgr.) |
| Purkey, Justin | 2000-01 |
| Putnam, Emmett P. | 1913-15 |
| Pyatt, Frank | 1895 |
| Pyle, James Randall | 1987-88 |
| Pyle, Mac | 2002-03, 2005-06 |

QUARLES-QUINN

| | |
|----------------------------|----------------|
| Quarles, Shelton Eugene | 1990-93 |
| Quinn, Matt | 2006 |
| Quinn, Whayne | 1928-29 |
| Radtke, Tyson | 2001 |
| Ragland, Charles S. (Hoss) | 1915 |
| Ragsdale, Earl | 1941 |
| Raines, James Rex | 1965, 1967-68 |
| Rainey, Horace, Jr. | 1938-39 |
| Ralston, Michael A. | 1976-79 |
| Ramsey, William | 1930 |
| Ransom, Robert S., Jr. | 1965-67 |
| Rauschenberger, Robert R. | 1985 |
| Ray, Buford (Baby) | 1935-37 |
| Ray, David Preston, Jr. | 1957-58 |
| Ray, Henry K. (Dough) | 1915-16 |
| Ray, William | 1951-52, 56-57 |
| Rayburn, Charlie R. | 1920 |

| | |
|--------------------------|---------------|
| Rayford, Latevius | 2013 |
| Reams, Boudinot | 1897 |
| Reams, Glen H. | 1912-14 |
| Rebrovich, Art | 1940-42 |
| Redmond, Thomas B., Jr. | 1958 |
| Reed, James | 1918 |
| Reed, Mark | 1970-71 |
| Reed, Robert | 1989 |
| Reeder, Duce | 1999 |
| Reese, Gil | 1922-25 |
| Reese, Michael Gilbert | 1960-62 |
| Reese, Renford Renard | 1986-89 |
| Reeves, John Murphy | 1918-19 |
| Reeves, Kennard | 2007-10 |
| Reeves, Terry C. | 1968, 1970 |
| Regas, Chris | 1971 |
| Regen, Joel Damon | 1973-75 |
| Regen, W.D. | 1938 |
| Reid, Rayford S. | 1924-25 |
| Reif, Adrian | 2004-06 |
| Reilly, Edward Joseph | 1975 |
| Reinert, Chris | 2006-09 |
| Reinschmidt, Clarence | 1936-38 |
| Remmers, John | 1971-72 |
| Rettig, Terrance Michael | 1968-70 |
| Reyer, George | 1912-15 |
| Reynolds, Joseph F. | 1972-75 |
| Rice, Grantland | 1899 |
| Rice, William R., Jr. | 1965-66 |
| Rice, Zelotes | 1933 |
| Rich, Herbert Richard | 1946-49 |
| Rich, David Tate | 1972-75 |
| Rich, John | 1945 |
| Richard, Amos Jackson | 1946 |
| Richards, Jack | 1941-42 |
| Richards, Timothy M. | 1991 |
| Richardson, Charles | 1919 (Mgr.) |
| Richardson, Charles B. | 1914-16 |
| Richardson, Doyle E. | 1955-57 |
| Richardson, Mark S. | 1916-17, 1919 |
| Richardson, Sean | 2008-11 |
| Richardson, Timothy | 1985-86, 88 |
| Richey, Robert C. | 1900 |
| Richter, Harry | 1940-42 |
| Ricketson, Greer | 1936-37 |
| Ridgeway, Frank | 1910 |
| Ridley, Tom | 1915 |
| Riggs, Frederick Martin | 1958-60 |
| Rigling, William M. | 1990 |
| Riley, Timothy L. | 1974-76 |
| Rinker, Brad | 1989 (Tr.) |
| Risser, David Royce | 1990-91 |
| Risser, Rick Gerhardt | 1982-83 |
| Ritter, Gerald F. | 1948 |
| Ritter, Linda | 1990-91 (Tr.) |
| Rivers, Dallas | 2014 |
| Rivers, Stephen | 2014 |
| Rives, Bob | 1923-25 |
| Roach, Joe | 1915, 16 |
| Roach, Phillip Collins | 1980-83 |
| Robb, Joel | 1999 |
| Robbins, Charles | 1935-36 |
| Robbins, Fred | 1909-12 |
| Roberts, Albert | 1923 |
| Roberts, Claude | 1932 |
| Roberts, Clyde (Dixie) | 1930-31 |
| Roberts, Jerry Lee | 1976-78 |
| Roberts, John | 1901 |
| Roberts, Kenneth L. | 1951-52 |
| Robertson, Bill | 2005 |
| Robertson, William | 1941, 46-47 |
| Robinson, Charles S. | 1976 |
| Robinette, Patton | 2013-14 |
| Robinson, Everett | 1998-01 |
| Robinson, Garner Een | 1957 |
| Robinson, Harry T. | 1943, 1946 |
| Robinson, John Ray | 1968-70 |
| Robinson, Mac Edward | 1947-50 |
| Robinson, Thomas M. | 1950-52 |
| Robson, Greg | 2001-02 |
| Rock, Steve | 1998-2000 |
| Roderfer, Henry DeWitt | 1976 |
| Roderick, Benjamin A. | 1950-52 |
| Rodgers, Jordan | 2011-12 |
| Rogers, Britt | 1930 (Mgr.) |
| Rogers, Gary Brian | 1989-92 |
| Rohling, Bernard | 1941-42, 1947 |
| Rojas, Juan | 2002 |
| Rolfe, John McKain | 1958-59 |
| Rolfe, William Vaughn | 1984-86 |
| Rollings, Sean | 1982-85 (Tr.) |
| Rollins, Sally | 1990-92 (Tr.) |

| | |
|--------------------------|----------------|
| Roman, Allan Christian | 1986-87 |
| Rooney, E.F. (Mike) | 1920 (Mgr.) |
| Rosenblatt, W.F., Jr. | 1927-29 |
| Ross, E.B. (Ted) | 1908-10 |
| Rothenberg, Darren | 1997-2000 |
| Rountree, Walter | 1921-23 |
| Rowell, Hendrix | 1929 (Mgr.) |
| Rowland, J.H. (Bo) | 1923-24 |
| Rucker, Granville | 1926-27 |
| Rue, Harrison | 1940-41 |
| Ruff, Michael Earl | 1979-82 (Mgr.) |
| Ruhm, Herman D. | 1890 |
| Rushing, John Bryan | 1969-70 |
| Rutledge, Andrew Richard | 1976-77 |
| Ryan, Graham | 1925-26 |
| Ryals, Chris | 1983-94 |
| Ryan, Tom | 1920-24 |

SACKEY-SYKES

| | |
|----------------------------|-----------------|
| Sackey, Jameson | 2009, 2011 |
| Sadler, Lonnie R. | 1972-75 |
| Sadler, Robert (Bobby) | 1944 |
| Saenz, Richard R. | 1991-94 |
| Saindon, Patrick Arthur | 1979-82 |
| Saltsman, Michael | 1996-97, 99-00 |
| Samuels, Eric | 2009-12 |
| Sample, Kenneth James | 1982-83 |
| Sanchez, Robert David | 1982-83 |
| Sanders, Bennett A. | 1891 |
| Sanders, Dan | 1936 |
| Sanders, Henry R. (Red) | 1924-26 |
| Sartor, Leonard Derrick | 1987-90 |
| Satterfield, Alfred N. | 1941-42, 46 |
| Sayles, Richard | 1970 |
| Scales, Joseph Hugh | 1955-56 |
| Scanlan, Robert Patrick | 1985-88 |
| Scarborough, A.L. | 1900 |
| Scarritt, Charles W. | 1891 |
| Schaffler, John | 1971-74 |
| Schaffler, Thomas F. | 1973-74 |
| Scheffer, Charles | 1928-30 |
| Scheffer, Joe | 1928-30 |
| Schellenberg, James B. | 1973-75 |
| Scheu, Steven | 2012-14 |
| Sciant, Bob | 1945 |
| Schuckman, Matthew S. | 1994-96 |
| Schwartz, William R. | 1928-30 |
| Schwill, Herman | 1917 |
| Scoggins, James | 1933-34 |
| Scott, Caleb | 2014 |
| Scott, Charles John Miller | 1981-84 |
| Sealand, Jake | 2012-14 |
| Seaman, Nigel | 2002-05 |
| Seaver, Donald Nelson, Jr. | 1986-87 |
| See, James Daniel | 1989 |
| Seeger, William F. | 1915 |
| Semlow, David N. | 1966 |
| Sevillian, Clarence M. | 1989-92 |
| Sewell, Issac | 1898-99 |
| Seymour, Jerron | 2011, 2013-14 |
| Seymour, Ryan | 2009-12 |
| Shackelford, Burton | 1930-33 |
| Shanklin, J. Gordon | 1930-31 |
| Shapiro, John | 1936 |
| Sharp, Alfred D. (Alf) | 1919-1923 |
| Sharp, Dan | 1929-31 |
| Sharp, John Bradley | 1977-78 |
| Sharp, Thomas H., Jr. | 1953 (Mgr.) |
| Sharp, Vernon, Jr. | 1925-27 |
| Sharpe, James C. | 1926 |
| Shaub, Jonathan | 1999-2000, 2002 |
| Shaver, Issac Darrel | 1948-49 |
| Shaw, William Steven | 1961-63 |
| Shea, Tom P. | 1912 |
| Sheffield, Robert Craig | 1994-95 |
| Shelton, Howard W. | 1948 |
| Sherfield, Trent | 2014 |
| Sherman, James | 1976, 1978-79 |
| Sherman, N.W. (Dooch) | 1917-19 |
| Sherrell, Horace E. | 1905-07 |
| Shields, Jason | 2000-01 |
| Shipp, Cleveland C. | 1912 |
| Shivers, Ernest E. | 1900 |
| Short, John Richard | 1985-88 |
| Shuford, Jerry Franklin | 1963-65 |
| Shughart, John Albert, Jr. | 1966, 1968 |
| Sibley, Jesse | 1902, 1904 |
| Sikes, Ammie | 1911-14 |
| Sims, Darius | 2013-14 |
| Sims, Robert J. | 1927-28 |
| Simmons, Andre | 2010 |
| Simmons, Larrv | 2006-07 |

ALL-TIME LETTERWINNERS

| | | | | | | | | | |
|----------------------------|----------------|---------------------------|----------------|--------------------------|-------------|-------------------------|------------------|--------------------------|-------------|
| Simmons, Robert Dean | 1959 | Stewart, Jimmy | 2012-14 | Thurmond, James C. | 1929 | Walton, Dan | 1939-41 | Williamson, Ford Jay | 1956-57 |
| Simmons, Robert A., Jr. | 1995, 1997 | Stewart, Logan | 2010-11 | Thurmond, Paul E. | 1961 | Walton, James Richard | 1950 | Williamson, James R. | 1900-03 |
| Simmons, Shirley | 1981-82 (Tr.) | Stewart, Matt | 1997-2000 | Tigert, John J. | 1901-03 | Wanzung, John Carl | 1988 | Wilson, Brenard Kenric | 1975-77 |
| Simmons, Walter | 1942 | Stewart, Mickey | 1980-83 (Tr.) | Tigert, McTyjere | 1915 | Ward, George William | 1958 | Wilson, Marcus Luther | 1989-92 |
| Simmons, Walter H. | 1897, 1999-01 | Stewart, Willis (Slick) | 1908-10 | Tipton, R.R. | 1941 | Ward, James E. | 1927 (Mgr.) | Wilson, Mizell | 1920-21 |
| Simmons, William G. | 1979, 1981 | Stewman, Stephen K. | 1972-74 | Tipton, Waymon R. | 1976 | Ward, Scott William | 1987 | Wilson, Shawn E. | 1995-98 |
| Simon, Kenny Terrell | 1993-95 | Stokes, John | 2007-10 | Tkac, Peter James | 1955-56 | Ward, William | 1948 (Tr.) | Wilson, Thomason H. | 1965 |
| Simone, Tom | 1999-2002 | Stokes, Landon | 2014 | Todd, Duane D. | 1994-95 | Ware, William Sanford | 1993-95 | Wilson, Trey | 2009-12 |
| Simpkins, Douglas | 1933-35 | Stokes, Taylor | 1971 | Tomichuk, Jason E. | 1993-96 | Warner, Howell, Jr. | 1927-29 | Wilson, Virgil | 1927-29 |
| Sinquefield, J.L. | 1931 | Stone, J.N. (Stein) | 1904-07 | Tomlin, H.B. | 1940 (Mgr.) | Warren, H.F. (Doc) | 1913-14 | Wilson, William W. | 1978 |
| Sittason, Randall Gray | 1975-78 | Stone, Kenneth | 1970-72 | Tomlinson, George | 1970-72 | Warthen, Artis M. | 1980-81 | Wilt, Toby Stack | 1963-65 |
| Skaggs, Cessna Lynn | 1957 | Stone, Lawrence A. | 1951-53 | Toomay, Patrick Jay | 1967-69 | Warwick, Bill | 1928-30 | Wimberly, Turner | 2008-10 |
| Skaggs, Luther Michael | 1989 | Stone, Pete | 1971-72 (Mgr.) | Tompkins, Rich | 2008-09 | Washington, Alex | 2006-09 | Winnborn, Jamie | 1998-2000 |
| Skinner, David Godfrey | 1978 | Stone, Steven | 2006-09 | Tompkins, Tommy | 1971-73 | Washington, Otis | 2003-05 | Windham, John David | 1982-85 |
| Skupas, John Steven | 1964-66 | Stover, Earl Bishop | 1947-50 | Topmiller, William J. | 1972, 1974 | Washington, Reggie | 1999-2000 | Wingfield, Thomas S. | 1973-74 |
| Smart, Felix | 1939 | Stover, Jimmy | 2001 | Toups, Carroll Marx | 1952, 1955 | Watkins, Ernest M. | 1930-32 | Winkler, Zach | 1996-97, 99 |
| Smart, Richard | 1988-99 | Strayhorn, Eugene | 1933-34 | Townsend, Joe | 2011-14 | Watkins, Jamie | 1996-98 | Winston, E. DeMond | 1986-89 |
| Smilgus, Paul Joseph | 1985 | Stricker, Dan | 1999-2002 | Townslay, John | 2012 | Watson, Francis | 1931 | Wissman, Eric | 1996-97 |
| Smith, Aaron Wade | 1990-93 | Stringer, Kenneth | 1931 | Trabue, Charles Clay III | 1962-64 | Watson, Glenn B. Jr. | 1981-84 | Witt, Craig Hugh | 1987-88 |
| Smith, Baxter | 1932 | Stringfield, Thomas | 1897 | Travis, James Kerlin | 1957 | Watson, Herman A., Jr. | 1952-54 | Wodka, Mario Chester | 1955-57 |
| Smith, Brandon | 2001-04 | Strong, Alan | 2007-08 | Trese, Steve | 1998-2000 | Watson, Wesley | 1935-36 | Woehler, Mark Joseph | 1983-86 |
| Smith, DeWitt | 1936-38 | Strong, David Caldwell | 1967-69 | Trice, Brent | 2006-09 | Weatherly, Stephen | 2013-14 | Woestmann, Kyle | 2011-14 |
| Smith, Elmer R. | 1895-97 | Strong, Tristan | 2009-11 | True-Daniels, Nathan | 2003 | Weatherspoon, Kenneth | 1983-86 | Wolbe, Lane Edward | 1963-65 |
| Smith, Emmanuel | 2014 | Stuart, James | 1934 | Truitt, Alex | 1934-36 | Weaver, Kimmie D. | 1974-77 | Wolford, Doug | 2000-02 |
| Smith, Flavious | 1976, 78-80 | Stuckey, Shawn D. | 1994-95 | Trundle, Winfield Scott | 1960 | Webb, James | 1941-42, 1946 | Wolford, William Charles | 1982-85 |
| Smith, Frank B. III | 1973-75 | Stumb, Paul, Jr. | 1921 | Tschudy, Steven Robert | 1985-86 | Webb, Joe | 1997-98, 2000-01 | Womack, Frank | 1937 |
| Smith, Gary Fred | 1961 | Sturm, Gerald Wilson, Jr. | 1956 | Tune, Bill | 1945 | Webb, Ralph | 2014 | Wood, Chad Andrew | 1995 |
| Smith, George | 2005-08 | Suhrheinrich, W. | 1932-33 | Turner, Lamont | 1996-99 | Webb, Thomas I. | 1900 | Wood, Joseph Alexander | 1969-71 |
| Smith, George Stewart | 1960-61 | Sullins, Don | 1944 | Turner, Lester | 1945 (Mgr.) | Weiner, L.D. | 1944 | Woodard, Michael Lee | 1978-81 |
| Smith, Gregory Todd | 1986-89 | Sullins, Robert M. | 1961-62, 1964 | Turner, Phil | 1931 | Weingart, Joel Frank | 1990 | Woodroof, Thomas S. | 1954-55 |
| Smith, Henry Edward, IV | 1975-78 | Sullins, Samuel L. III | 1961-63 | Turner, Robert | 1913-15 | Weir, Eric Glenn | 1990, 1992 | Woodroof, Thomas S., Jr. | 1976-79 |
| Smith, Howell Stennis | 1958 (Mgr.) | Sullivan, Francis J. | 1981 | Turner, Vance | 1913 | Weiss, Karl Robert | 1968-70 | Woods, Andre | 1997, 1999 |
| Smith, Ian | 1996 | Sullivan, William G. III | 1991-94 | Turner, W.H. (Peck) | 1911-13 | Welch, Thomas | 2006-09 | Woods, Carl Frank | 1983-86 |
| Smith, Jason | 1995-98 | Summers, Henry D. | 1988 | Turner, William Brent | 1987-88 | Welchans, Caleb | 2009-11 | Woods, DeAndre | 2014 |
| Smith, Jason A. | 1997 | Sutton, Barrett | 1970-72 | Tuttle, R.G. | 1894 | Wells, Charles Hilliary | 1961 | Woods, Jay | 2014 |
| Smith, Larry | 2009-11 | Sutton, Khalil | 2004-05 | Tyler, Henry Brown | 1954-56 | Wells, Noel Eugene | 1985-87 | Woodson, B. Palmer | 1920 |
| Smith, Neal | 1967-69 | Swab, Victor Jeffrey | 1979-80 | Twiss, Christopher Allen | 1986 | Werckle, Robert | 1947, 1949-51 | Woolridge, W. Birch | 1896 |
| Smith, Robert Glenn | 1918 | Swan, Robert P., Jr. | 1955-57 | Twyford, William John | 1980-83 | West, Bob | 1927-28 | Wooldridge, Louis Eric | 1988-91 |
| Smith, Rupert | 1921 | Sweeney, James | 1936-37 | Tyree, Billy | 1945 | Westgate, Frank N. | 1919 | Wooten, John David | 1975-78 |
| Smith, Stacie | 1993 (Tr.) | Swindoll, Phillip Lamar | 1978-80 | | | Wheeler, Justin | 2006-08 | Worden, Richard L. | 1966 (Mgr.) |
| Smith, Steven Val | 1973-75 | Swoopes, Ronnie | 2002-05 | | | White, Chase | 2011-13 | Worley, Jack | 1936 |
| Smith, Steven Leslie | 1968-70 | Sykes, Kermit Aubrey | 1982-85 | | | White, David Joyce | 1959 | Worley, Tully | 1898 |
| Smith, Viston R. | 1929 | | | | | White, Gus Barrett | 1977 | Wracher, Mark Lee | 1983-86 |
| Smith, Wade Lipscomb | 1982-84 | | | | | White, Hal | 1935-36 | Wright, Michael Jay | 1975-77 |
| Smith, William Boyce, Jr. | 1956-58 | | | | | White, Marlon | 2003-06 | Wright, Robert Lee | 1967 |
| Smith, William C. (Dub) | 1933-35 | | | | | White, Ryan | 2014 | Wroblewski, Thomas | 1987-88, 90 |
| Smotherman, Adam | 2007-10 | | | | | White, Tom | 1913 | Wroten, Charles L. | 1933-34 |
| Snyder, Eric Ronald | 1984-87 | | | | | White, William D. | 1995 | Wuest, Dustin | 1999-00 |
| Sobel, Richard A., Jr. | 1958-59 (Mgr.) | | | | | Whiteaker, Raymond | 1949 (Mgr.) | Wurm, David Joseph | 1984-87 |
| Soefker, Brett Alan | 1984 | | | | | Whitehead, James T. | 1957 | Wyatt, James Malcolm | 1963-65 |
| Soesbe, Eric Lee | 1956-57 | | | | | Whitesell, John Bell | 1983-84 | Wynn, Jonathan | 2014 |
| Sorensen, Tom | 2003 | | | | | Whiteside, James H. | 1965-67 | Wynne, Frank O. | 1906 |
| Southall, L.T. | 1971-73 | | | | | Whitfield, Joe | 1931 | Wynter, Gino Aristoteles | 1981 |
| Southerland, Blake | 2010 | | | | | Whitman, Frank L. | 1897-98 | Wyrick, Steve | 1970 |
| Spalding, Alanson Reed III | 1964 | | | | | Whitman, Harry Moore | 1981 | | |
| Speakman, Brett | 1995-98 | | | | | Whitman, W.C. | 1896 | | |
| Speed, Darlron | 2006-08 | | | | | Whitnel, Charles W. | 1923-24 | | |
| Spear, Allan Ward III | 1968-70 | | | | | Whitnell, W.M. | 1913 (Mgr.) | | |
| Spear, Carey | 2010-13 | | | | | Whitsitt, Tom | 1931 | | |
| Spears, Bill | 1925-27 | | | | | Whitt, Cody C. | 1977 | | |
| Spier, Charles Allen | 1947-49 | | | | | Whittington, David | 2005-07 | | |
| Spaik, Nicholas John | 1962-63 | | | | | Whorley, John H. | 1922 | | |
| Spickard, Anderson | 1925 | | | | | Wiggs, Hubert | 1915, 1919 | | |
| Spraggins, Thomas L. | 1927 | | | | | Wilbourn, David M. | 1974 | | |
| Spratling, Zachary T. | 1980-82 | | | | | Wildman, Ronald J. | 1958-60 | | |
| Springfield, Charles W. | 1967-69 | | | | | Wiley, Ladarius | 2014 | | |
| St. Charles, William | 1973-75 (Tr.) | | | | | Wilham, Derek C. | 1990-93 | | |
| Stack, Bill | 1923 | | | | | Wilhite, Sam | 1915-17 | | |
| Stack, Jeffrey H. | 1978 (Tr.) | | | | | Wilkins, Trey | 2013-14 | | |
| Stack, William E. | 1952-53, 1955 | | | | | Willet, Kerry Shane | 1976 | | |
| Stacy, Zac | 2009-12 | | | | | Williams, Arthur (Monk) | 1936 | | |
| Stafford, Daniel, Jr. | 1979-82 | | | | | Williams, Charles D. | 1921 | | |
| Stahl, Noel Francis | 1967-69 | | | | | Williams, Chris | 2005-07 | | |
| Stahl, Richard Eric | 1984-85 | | | | | Williams, Ernest B. | 1919-20 | | |
| Stahman, James G. | 1915 (Mgr.) | | | | | Williams, Greg | 1972-73 | | |
| Staley, Joseph Hardin | 1979-82 | | | | | Williams, Henry (Bo) | 1907-10 | | |
| Stallworth, Jay A. | 1994-97 | | | | | Williams, James E. | 1980 | | |
| Stamper, Brian | 2003-05, 2007 | | | | | Williams, James | 2009 | | |
| Stanford, William | 1990-91, 1993 | | | | | Williams, Jimmy | 1997-2000 | | |
| Starling, Marion J. | 1960-62 | | | | | Williams, John | 1985 (Tr.) | | |
| Steagall, George W. | 1909-10 | | | | | Williams, Keith | 2002 | | |
| Steber, John | 1942 | | | | | Williams, Kellen | 2012-14 | | |
| Stender, Richard Benedict | 1968 | | | | | Williams, Kirkton Paul | 1993-96 | | |
| Stephens, W.R. | 1895 | | | | | Williams, Marcus Allen | 1995-96 | | |
| Stephenson, Joseph E. | 1953-55 | | | | | Williams, Marcus E. | 1995-96 | | |
| Stephenson, Louis A. | 1981-84 | | | | | Williams, Marcus E. | 1979-81 | | |
| Stephenson, Sonny | 1971-73 (Mgr.) | | | | | Williams, Pete Turney | 1952-54 | | |
| Stapp, Rick | 1994 | | | | | Williams, Pryor | 1915-16 | | |
| Stevens, Edward C. | 1957 | | | | | Williams, Ray Clark | 1962 | | |
| Stevens, Heather | 1993 (Tr.) | | | | | Williams, Rodney | 1998-2001 | | |
| Stevenson, John Torrey | 1957 | | | | | Williams, Roy Lee | 1977-79 | | |
| Steven, L.H. | 1901 | | | | | Williamson, Andrew | 2012-14 | | |
| Stewart, Broderick | 2006-09 | | | | | Williamson, Charles | 1901 | | |

TABOR-TYREE

| | |
|---------------------------|---------------|
| Tabor, James Carter | 1947-50 |
| Tallent, Guy Stanfield | 1960 |
| Talley, Marion | 1930-32 |
| Tant, Matthew | 2002-04 |
| Tant, Jason | 2000-01 |
| Tarpley, Tre | 2014 |
| Tate, Ben | 1908 |
| Tate, Wesley | 2010-13 |
| Tatum, Lucian L. | 1955-56 |
| Taylor, Brian | 1998-2000 |
| Taylor, Charles Isaac | 1990-91 |
| Taylor, Ford | 1893 |
| Taylor, Hillsman (Red) | 1904-05 |
| Taylor, J.R. | 1927 |
| Taylor, Landon Carter | 1950-51 |
| Taylor, Robert Campbell | 1951-52 |
| Taylor, Robert D., III | 1956-57 |
| Taylor, Vince | 2011-14 |
| Taylor, Wilson Whitney | 1979-82 |
| Teague, John K. | 1915-16 |
| Teas, Floyd Parson | 1953 |
| Teasley, Amos | 1935-36 |
| Teats, Richard Lee | 1961-62 |
| Telusca, Libnir | 2000-03 |
| Thigpen, Zealand B. | 1947-48 |
| Thomas, Carlos A. | 1989-91 |
| Thomas, Ja'karri | 2013-14 |
| Thomas, James | 1963-64, 1966 |
| Thomas, Jesse | 1929-31 |
| Thomas, John | 1922 |
| Thomas, Johnell | 2009-12 |
| Thomas, Julian | 1919-20 |
| Thomas, Lew | 1998-2001 |
| Thomas, Marvin Leon | 1983-86 |
| Thomas, William Douglas | 1980-83 |
| Thomas, William Madison | 1959-61 |
| Thomason, O.B. | 1945 |
| Thompson, Benjamin W. Jr. | 1958 |
| Thompson, Cheron | 2002-05 |
| Thompson, Davison W. | 1960-61 |
| Thompson, DeWitt C. IV | 1966-67 |
| Thompson, Ed | 1906 (Mgr.) |
| Thompson, Richard A. | 1957 |
| Thompson, William E., Jr. | 1964 |
| Thornton, Giff | 1980-81 (Tr.) |
| Threalkill, James R. | 1977-78 |
| Throgmorton, Rannie | 1933-35 |
| Throne, Binford | 1891-92 |
| Thro, Linn A. | 1917 |

UFFELMAN-UTLEY

| | |
|-------------------|------------|
| Uffelman, Tommy | 1933-35 |
| Umoh, Udom | 2008-11 |
| Underwood, Marvin | 1896 |
| Unzicker, Tyler | 1998, 2000 |
| Upson, Brett | 2006-09 |
| Utle, Larry Glenn | 1975-76 |

VALPUT-VINSON

| | |
|----------------------|--------------------|
| Valput, John William | 1967-69 |
| Vance, Eric Devon | 1993-96 |
| Vance, Ryan | 2007 |
| van der Wal, Dillon | 2011-14 |
| Van Dyke, Lee | 1983, 85-86 (Mgr.) |
| Van Nort, Diek | 1999 |
| Van Rensburg, Ryan | 2008-10 |
| Vaughn, Duane | 2010 |
| Vaughn, William C.I | 1950 (Mgr.) |
| Vaughn, Harry S. | 1892 |
| Vierling, Bradley | 2006-09 |
| Vincent, John Thomas | 1989-92 |
| Vinson, Fred | 1995-98 |


WADE-WYRICK

| | |
|--------------------------|---------------|
| Wade, Charles, D. | 1950-52 |
| Wade, David R., III | 1949 (Mgr.) |
| Wade, Grady Lamar | 1960-62 |
| Wade, Jamie | 1946-49 |
| Wade, Joseph Bruce | 1902 |
| Wade, Stephen Lamar | 1982-85 |
| Wade, Wheelless, Jr. | 1938 |
| Wade, William J. | 1919-21 |
| Wade, Bill | 1949-51 |
| Waddey, Walter Orum | 1952 |
| Wadlington, Bill | 1944 |
| Wagner, Larry Eugene | 1958-59 |
| Wakefield, Henry (Hek) | 1921-24 |
| Waldrup, William C., Jr. | 1961-63 |
| Walker, Benji | 2000-03 |
| Walker, James L. | 1922-24 |
| Walker, Joel Wayne | 1988-90 |
| Walker, Scott | 1990-91 |
| Walker, Sean | 2005-08 |
| Walker, W.T. | 1891-92 |
| Wall, John C. | 1890 |
| Wall, Mal L., Jr. | 1967, 1969-70 |
| Wallace, David | 1998-99 |
| Waller, David Hager | 1963-65 |
| Waller, E.M. | 1924-26 |
| Waller, George | 1921-25 |
| Walsh, Bob | 1972-73 |
| Walter, Nizam Bishara | 1992-93 |
| Walthour, Brandon | 1999, 2002 |

| | |
|------------------------|------------------|
| Walton, Dan | 1939-41 |
| Walton, James Richard | 1950 |
| Wanzung, John Carl | 1988 |
| Ward, George William | 1958 |
| Ward, James E. | 1927 (Mgr.) |
| Ward, Scott William | 1987 |
| Ward, William | 1948 (Tr.) |
| Ware, William Sanford | 1993-95 |
| Warner, Howell, Jr. | 1927-29 |
| Warren, H.F. (Doc) | 1913-14 |
| Warthen, Artis M. | 1980-81 |
| Warwick, Bill | 1928-30 |
| Washington, Alex | 2006-09 |
| Washington, Otis | 2003-05 |
| Washington, Reggie | 1999-2000 |
| Watkins, Ernest M. | 1930-32 |
| Watkins, Jamie | 1996-98 |
| Watson, Francis | 1931 |
| Watson, Glenn B. Jr. | 1981-84 |
| Watson, Herman A., Jr. | 1952-54 |
| Watson, Wesley | 1935-36 |
| Weatherly, Stephen | 2013-14 |
| Weatherspoon, Kenneth | 1983-86 |
| Weaver, Kimmie D. | 1974-77 |
| Webb, James | 1941-42, 1946 |
| Webb, Joe | 1997-98, 2000-01 |
| Webb, Ralph | 2014 |

ALL-AMERICANS

JORDAN MATTHEWS WIDE RECEIVER, 2012, 2013



Jordan Matthews put together arguably the greatest receiving season ever by a SEC player.

As a senior, Matthews earned First Team All-America honors from USA Today and Athlons. He was named on second or third teams by the AP, SI.com and CBS Sports.

In 2013, Matthews set new SEC records with 112 receptions, 262 career catches, and 3,759 receiving yards. Matthews' 1,477 receiving yards in 2013 also broke a team record, as did his career touchdown reception total of 24.

As a junior in 2012, Matthews had 94 catches for 1,323 receiving yards and eight touchdown catches. He earned third team All-America from CBS Sports and Phil Steele that season.

Matthews enjoyed his finest games against top competition. He averaged more than 110 receiving yards against SEC foes as a junior and senior.

CASEY HAYWARD DEFENSIVE BACK, 2011



Defensive back Casey Hayward capped a remarkable career in 2011 by earning second team All-America honors from the Walter Camp Football Federation.

He was also recognized on All-America teams by Rivals.com, Yahoo! Sports, and Phil Steele's.

Hayward, a product of Perry, Ga., finished his career with 15 interceptions, and shares the team career mark with former All-America Leonard Coleman.

As a senior, Hayward contributed seven picks and matched his team record with 17 passes defended, helping the Commodores to an appearance in the AutoZone Liberty Bowl.

A three-year starter, Hayward also holds the Vanderbilt career mark with 46 passes defended.

He was selected by Green Bay in the second round of the 2012 NFL Draft.

D.J. MOORE DEFENSIVE BACK, 2008



In 2008, Moore became the first cornerback to earn All-America honors in 25 years.

He was named second team by Associated Press, *Sporting News*, *SI.com* and *Rivals.com* after a sensational junior season.

Moore posted six interceptions and 58 tackles,

contributing to the 'Dores' 7-6 campaign that ended with a win over Boston College at the Gaylord Hotels Music City Bowl.

He ended his career tied for second among Commodores with 13 career interceptions.

Moore also was the SEC's most versatile player in 2008, also seeing action as a running back, wide receiver and return specialist. In a late-season win at Kentucky, he achieved a truly rare feat with a 2-interception, 2-TD catch effort.

Moore was selected in the fourth round by the Chicago Bears.

EARL BENNETT WIDE RECEIVER, 2006



Bennett concluded his career as the SEC's all-time leading receiver.

As a sophomore in 2006, the Birmingham product was named third-team All-America by *Rivals.com* in 2006 after catching 82 passes.

After three years, Bennett left Vandy

with 236 career catches, 28 more than any other SEC receiver.

In 2007, Bennett caught 75 passes, becoming the only receiver in SEC history to post three straight seasons with at least 75 catches.

Bennett was a three-time All-SEC recipient.

Many fans remember Bennett and Jay Cutler connecting on many memorable plays in the 2005 season, including the game-winning touchdown to defeat Tennessee in Knoxville.

Bennett was selected by Chicago in the third round of the 2008 draft.

JAMIE WINBORN LINEBACKER, 1999



Winborn was named All-America by *Football News* following the 1999 season after leading the 'Dores and the SEC with 141 tackles. It was the second straight year that Winborn led the league in tackles.

A two-time All-SEC Coaches selection, Winborn was the complete


linebacker package in 1999. He was a run stopper who delivered punishing blows, making plays sideline to sideline.

He led the squad with a team-record 23 tackles for loss. Winborn's season included a 20-tackle, two-sack performance versus South Carolina.

Winborn finished his Commodore career with 377 total tackles, 45 tackles for loss, 16.5 QB sacks and six forced fumbles. Winborn topped the squad in solo tackles for three consecutive years.

Winborn was selected by the 49ers in the 2001 NFL Draft. He has played with the 49ers, Bucs, Broncos and Titans.

JAMIE DUNCAN LINEBACKER, 1997



Duncan was a dominating linebackers and a player who always rose to the occasion.

In 1997, Duncan was named First Team All-America by the Football Writers Assn. He was also named Second Team All-America by the Associated Press

and *Football News*.


In 1997, he became the only Commodore player to earn SEC Defensive Player of the Year honors from the Associated Press. He also received similar recognition from the *Mobile Press Register*.

As a junior, Duncan amassed 152 tackles, six sacks, 14 tackles for loss and five forced fumbles. He finished his career with 425 tackles. His effort against No. 1 Florida remains one of the best ever by a Commodore.

Duncan's career included stops with Bucs, Rams and Falcons.

ALL-AMERICANS

BILL MARINANGEL PUNTER, 1996



Marinangel was named First Team All-America by the *Sporting News* in 1996 after topping the NCAA in punting.

Marinangel is perhaps best remembered for one heroic play in his senior year. In the second game against Alabama, Marinangel


surprised the Tide special teams and 72,000 onlookers, as he took the snap from center, and then scampered 81 yards for an unbelievable and unlikely touchdown.

The run was the longest in the SEC that season and still stands as the longest in school history.

Marinangel's 46.6-yard average is the second highest single-season in team history.

His 79-yard punt versus South Carolina is also tied for the Commodores' second longest ever.

BOO MITCHELL WIDE RECEIVER, 1988



In 1988, Mitchell was a Third Team All-America after compiling one of the finest seasons ever by a Commodore receiver.

Teaming with quarterback Eric Jones, Mitchell hauled in 78 catches for 1,213 yards and five touchdowns. The

receiving yardage total remains a Vanderbilt team record and the SEC's seventh highest total ever. He surpassed 100 yards receiving in six games that season.

Mitchell burst onto the SEC scene as a freshman, hauling in a team-record 45 receptions. He added 31 and 34 receptions as a sophomore and junior, respectively.

Mitchell ranks among team leaders in virtually every career receiving category. He tops the list, — and ranks third all-time in the SEC, with 2,964 receiving yards.

CHRIS GAINES LINEBACKER, 1987



A Nashville native, Gaines was selected First Team Kodak All-America by the nation's football coaches. In 1987, he established an SEC single-season record for total tackles with 214.

Nashville Tennessean columnist Larry


Woody once described Gaines as "sort of a Rambo on a leash. An avid weightlifter, Gaines was one of the strongest Commodores of his era.

Gaines also posted one of the greatest greatest efforts ever by a 'Dore as a senior by recording a school-record 37 tackles versus Tulane.

After the season, he was named MVP of the Blue-Gray Game after racking up 18 tackles and was named Tennessee Amateur Athlete of the Year by the Tennessee Sports Hall of Fame.

Gaines played two years in the NFL, then returned to Vanderbilt as an assistant football coach from 1995-97.

RICKY ANDERSON PUNTER, 1984



Anderson arrived on campus as a walk-on. Four years later, he departed as the nation's top punter-kicker in the nation and a consensus All-American.


Anderson's senior season was remarkable. As a punter,

he topped the nation with a 48.2-yard average. It remains as the highest yearly punting average ever in the SEC by more than a yard. Anderson's 1984 campaign also is tied for seventh all-time in NCAA history. Following the 1984 season, he was named a consensus First Team All-American.

Anderson holds several team kicking marks. Besides the single-season average record, his 82-yard punt against Georgia in 1984 remains the longest in team history.

Anderson's career average of 45.6 yards also ranks first, as does his single-season scoring total of 73 points in 1982. He also ranks third on the team's all-time scoring list with 192 points.

LEONARD COLEMAN DEFENSIVE BACK, 1983



Coleman was named First Team All-America in 1983 by the Gannett News Service and was a Third Team All-America selection by the Associated Press.

A consensus All-SEC selection, Coleman left Vanderbilt rated as the nation's

No. 1 cornerback by NFL scouts.


Coleman was a four-year starter. As a freshman, he contributed four interceptions, including a team-record tying three picks in a victory over Chattanooga.

Coleman's efforts as a junior was a key for Vanderbilt's Hall of Fame Bowl season in 1982, including a pair of interceptions in the season-opening win over Memphis. He finished the year by setting a team mark with eight INTs.

He remains tied for team record with 15 career interceptions.

Coleman played professionally in the USFL and several seasons in the NFL with the Colts.

CHUCK SCOTT TIGHT END, 1983



Early in his career, Scott struggled to make an impact at flanker. He just needed to switch positions.

In 1983, Scott blossomed after moving to tight end. Scott hauled in 70 receptions and nine

touchdowns to tie the existing NCAA record for catches by a tight end. He was named First Team All-America by *The Sporting News*.


Scott followed up that season by posting 54 receptions and eight TD catches in 1984.

Scott also contributed 21 receptions in the Commodores' 1982 Hall of Fame Bowl season.

A two-time Academic All-SEC selection, Scott ranks among the team leaders in several career receiving records. His 20 career touchdown receptions remains the second most in school history. Scott also ranks sixth all-time with 145 catches and fifth with 2,219 receiving yards.

ALL-AMERICANS

JIM ARNOLD PUNTER, 1982



Arnold became the first Vanderbilt kicking specialist to receive All-America honors, paving the way for several kicking standouts to follow in his footsteps.

A native of Dalton, Ga., Arnold quickly impacted the squad, breaking the freshman

mark with a 41.9-yard avg. By the time he graduated, coach George McIntyre said, "Jim's the best kicker in the country, pro or college."

As a senior in 1982, he was named to six All-America teams after averaging a then-record 45.8-yard average.

He ended his career with a 43.9-yard average, and still holds the SEC mark with 277 punts. Arnold's senior average remains third all-time by a 'Dore and fifth all-time by a SEC punter.

Arnold owns two of the longest punts in team history, including a 79-yarder at Ole Miss.

After Vanderbilt, Arnold took his game to the NFL, enjoying an 11-year pro career.

ALLAMA MATTHEWS TIGHT END, 1982



Early in his Vanderbilt career, coaches tried the Matthews at safety and receiver. Once all parties settled on tight end, Matthews put together one of the finest receiving campaigns ever, helping spark the team's run to the

Hall of Fame Bowl.

In 1982, Matthews was named First Team All-America by *Football News* after posting 61 receptions for 797 yards and 14 TDs, most ever by a Commodore. Later that season, Matthews was also named SEC Offensive Lineman of the Year by the Atlanta Touchdown Club.

Matthews also earned First Team All-SEC honors by the Associated Press and United Press International in 1982.

He concluded his career with 18 touchdowns.

Matthews was drafted and played three seasons with the Atlanta Falcons.

PRESTON BROWN BACK, 1979



Brown was named Third Team All-America as a senior after posting career receiving marks in 1979. He topped all SEC receivers with 52 catches, good for 786 yards and three TDs.

Brown's season was topped by three 100-yard receiving games, including a


175-yard output versus Ole Miss.

Brown also was a dynamic returner for the Commodores. He remains sixth on team's all-time leaders for kickoff returns and fifth in punt returns. Brown also returned three kickoffs for scores. His 100-yard kickoff return against Ole Miss in 1977 remains the longest in team history.

After finishing his senior season, Brown played in the Blue-Gray Classic and Senior Bowl.

He played three seasons for the New England Patriots and one year each for the New York Jets and Cleveland Browns.

BARRY BURTON TIGHT END, 1974



As a junior in 1974, the Nashville native helped the 'Dores to a 7-4 regular season record and berth in the 1974 Peach Bowl.

He was named First Team All-America by *Football News*. He was also a First Team All-SEC pick.

Burton was a genuine triple-threat. In addition to receiving, he also ran the end-around, and handled punting duties. In 1974, Burton caught 22 passes for 378 yards and three touchdowns; ran 31 times for 307 yards and a score; and punted 54 times for a 40.2-yard average.

As a senior, Burton came back to catch a career-high 31 passes and two touchdowns.

As a punter, Burton has two of the longest efforts in team: a 79-yarder versus Georgia in 1973 and a 78-yarder versus Kentucky in 1975.

BOB ASHER OFFENSIVE TACKLE, 1969



Virginia native Asher started every game of his three-year varsity Vanderbilt career, concluding with the Associated Press and NEA naming him to the First Team All-American squad at tackle.


Asher was known as an impenetrable

pass blocker, regarded by observers as one of the top blocking tackles in school history. He also earned First Team All-SEC and All-South honors as a junior.

Asher later played in the College All-Star Game, the Senior Bowl, the North-South Shrine Game and the Canadian American Bowl.

In 1970, he was drafted by Dallas. One of his Cowboys' teammates was a former Vanderbilt teammate, defensive lineman Pat Toomay. Together, they played key roles in the Cowboy's 1971 squad that eventually won the Super Bowl.

CHIP HEALY LINEBACKER, 1968



A product of Chattanooga, Healy's All-America recognition as a defensive standout set the stage for numerous linebackers to follow in later years.

In 1968, Healy was named First Team All-American

linebacker by the Central Press and Second Team All-American by *The Sporting News*.


Healy was also selected as a First Team All-SEC player as a sophomore.

Healy played superb defense as a junior after hurting his knee the previous spring. As a senior, Healy topped the team in tackles. He also posted six interceptions in his career.

Healy played in the East-West Shrine Game and Senior Bowl.

Selected by the St. Louis Cardinals in the 1968 draft, Healy played two seasons in the NFL.

ALL-AMERICANS




GEORGE DIEDERICH GUARD, 1958

Known to his teammates as "LuLu", Deiderich was a two-way line standout for the Commodores, culminating a Vanderbilt career by earning First Team All-America honors by Associated Press, the nation's coaches, *Look Magazine*, and the FWAA.

He was also named First Team All-SEC in 1957 and 1958. Deiderich played both offensive and defensive guard.

Deiderich was also an outstanding track athlete, setting a school record in the high hurdles.

After his senior season, Deiderich represented the Commodores at the Senior Bowl. Drafted by the Rams, Deiderich decided to take his football talents north of the border with Montreal.




CHARLEY HORTON RUNNING BACK, 1955

Horton was named Third Team All-America by INS after a superb 1955 season in which he established a then-school mark of 12 TDs.

Horton's outstanding play propelled the 'Dores to an 8-3 season and their first ever bowl game – a 25-13 win over Auburn in the Gator Bowl.

Horton had a knack for getting the 'Dores on the scoreboard, as he scored the first touchdown in seven of the 10 regular season contests in the 1955 season. Horton was an outstanding returner, and still ranks second all-time with a 14.4-yard punt return average.

Though selected 11th overall by the Rams in the 1956 draft, Horton joined the military. After completing his service, Horton played in 1959 season with the CFL's Toronto Argonauts.



BILL WADE QUARTERBACK, 1951

A Nashville legend, Wade was the 1951 SEC Player of the Year and a Second Team All-America by the Associated Press, after completing 111 passes for 1,609 yards and 13 touchdowns.

A *Look Magazine* coverboy, Wade set virtually every Commodore passing record.

As a junior in 1950, Wade threw for 16 TDs, a total not eclipsed by a Vanderbilt quarterback until Whit Taylor threw for 22 TDs in 1982.

He remains one of the team's most celebrated players. He remains the lone Vanderbilt player selected No. 1 overall in the NFL Draft – by the Los Angeles in 1952. He had a 14-year career with the Rams and Chicago, and led the Bears to the 1963 NFL Championship, rushing for two TDs in the title win over New York.



BOB WERCKLE TACKLE, 1951

A New Jersey native, Werckle overcame injuries to become one of the team's finest linemen. In 1951, he was named as a Second Team All-America by INS and the AP.

By 1949, he was given little chance to succeed after twice breaking a leg in practice. By 1950, the injury jinx was beaten, with Werckle playing more minutes than any teammate. Across the South, Werckle was known for his blocking and tackling abilities.

In 1951, Werckle earned First Team All-SEC recognition after serving as a captain.

Werckle was selected in the NFL Draft by Detroit. Later, he earned with distinction as a Marine Corps officer in Korea.



BUCKY CURTIS RECEIVER, 1950

One of the team's first downfield receiving threats, Curtis was selected First Team All-American by the Football Writers, INS and *Look Magazine* in 1950.

He ranked among the nation's best receiving yardage in 1950. As a senior, Curtis led the team to a 7-4 record, and set a SEC mark with 791 receiving yards. He still ranks fifth all-time on the team with 17 touchdown catches.

After his senior season, Curtis was named MVP of the Senior Bowl, and played in the College All-Star Game. He was selected in the second round of the NFL Draft by Cleveland.

He went on to serve in the Navy. In 1975, he received the NCAA Silver Anniversary Award.



BOB GUDE CENTER, 1941

Gude played three years of tremendous football before entering the military service during World War II.

Gude was named to the Fox-Movietone All-America team in 1941.

As a center, Gude was frequently compared to former Commodore greats Carl Hinkle and Pete Gracey.

After his senior season, Gude was selected by the Chicago in the 1942 NFL Draft.

Gude played two seasons of pro football, starting with the Bears in 1942, then returning with Philadelphia in 1946.

ALL-AMERICANS



CARL HINKLE
CENTER, 1937

Hinkle continued the Commodore tradition of quality centers. The 1937 captain was named First Team All-America by the Associated Press, Grantland Rice, and Liberty.

He was an ironman, playing every minute in seven games in 1937. Named the SEC's Most Valuable Player, Hinkle guided the squad within inches of the Rose Bowl.

Though selected by the Philadelphia in the 11th round of the 1938 NFL Draft, Hinkle decided on another career path. After graduating, he entered West Point and earned the highest cadet honor. He then served with distinction in WWII.

Hinkle was inducted into the College Football Hall of Fame in 1959.



PETE GRACEY
CENTER, 1932

A native of nearby Franklin, Clarence "Pete" Gracey was an anchor on both the offense and defense fronts.

In 1932, he became the last of 13 All-America players mentored by Coach Dan McGugin.

While the last of McGugin's prize pupils, Gracey also ushered a decade of superb Vandy centers, including Carl Hinkle and Bob Gude.

In Gracey's final season, he opened holes for such backs as Dixie Roberts and Larry Burton as a center. A possible undefeated season ended in the finale when the 'Dores fell to Alabama.

A versatile athlete, he also lettered in baseball and basketball.



JOHN BROWN
GUARD, 1929

A senior captain, John Neil Brown was named First Team All-America by the nation's coaches. He also was a three-time All-Conference recipient.

Known as "Bull," Brown helped anchor both sides of the line of scrimmage.

Brown was a key contributor on the line for the 1926 Commodores. He missed 1927, only to return as a standout in 1928-29. One of his best defensive games came against University of Minnesota legendary running back Bronko Nagurski.

Brown also was a standout rightfielder on the Vanderbilt baseball team.




DICK ABERNATHY
END, 1928

Abernathy earned All-America honors as an end in 1928, helping the 'Dores to an 8-2 record.

Abernathy had a key 38-yard touchdown catch that enabled the Commodores to defeat visiting Colgate, 12-7.

A week later in Dallas, Abernathy blocked a punt that was recovered in the end zone which would stand up to be the winning score in the Commodores' 13-12 win over Texas.



BILL SPEARS
QUARTERBACK, 1927

One of Vandy's top offensive players ever, Spears was a acclaimed quarterback for some of McGugin's best Vanderbilt teams. In 1927, he was selected First Team All-America by NEA and Associated Press.

In 1927, he guided the squad to an 8-1-2 record, including a win over Tulane when noted writer Blinky Horn described Spears as "All-World" after a two-touchdown effort.

Spears concluded his career by outgaining the entire Alabama squad in a 14-7 Vanderbilt win.

Spears went on to chair his own law firm. He was a significant contributor to Vanderbilt, serving on the Board of Trust from 1954 until his death in 1992.



HENRY WAKEFIELD
END, 1924

Known as "Hek," Wakefield was a two-way standout for McGugin's Commodores.

In 1924 was named First Team All-America by INS, Lawrence Perry, Outing and Billy Evans publications.

In 1922, Wakefield helped the 'Dores to a 8-0-1 campaign. He was a starter in the inaugural 0-0 game in Dudley Field against Michigan.

Wakefield starred on teams that went 26-5-4.

As injuries mounted in 1924, Wakefield was named captain. He quickly proved worthy of the honor, scoring twice in a win over Auburn, then defeating Georgia Tech with a 37-yard drop-kick field goal.

ALL-AMERICANS



LYNN BOMAR

END, 1923

A superb blocker and outstanding runner, Bomar was the first great end of the Dan McGugin Era.

Bomar was named All-America by Walter Camp.

Known to fans as the "Blonde Bear," Bomar helped Vanderbilt to "the Championship of the South."

His athletic career ended in 1924 when he suffered a brain hemorrhage following a blow to the chin. Though temporarily in danger, he fully recovered and enjoyed a distinguished law enforcement career.

He was elected to the College Football Hall of Fame in 1956.



JOSH CODY

TACKLE, 1915, 1916, 1919

Cody is arguably the most decorated player in Vanderbilt team history.

Known as a punishing blocker, Cody is the only Commodore ever to earn All-America honors in three different seasons. The Football Writers Association honored Cody after the 1915, 1916 and 1919 seasons by the Football Writers Association.

Cody was the main ingredient of a powerful offensive line that propelled Vanderbilt to 23 wins in 25 games. He sparked the McGugin's famous "Point-A-Minute" offense of 1915.

Cody became a successful head coach, serving in that role at Clemson and Temple. Cody was inducted into the Football Hall of Fame in 1970.



"RABBIT" CURRY

BACK, 1916

A legend in team history, Curry was superb on and off the field. Small in stature, Curry's display of talent, heart and leadership was cherished by fans.

Selected as a Third Team All-America in 1916, Curry was a field general at QB who displayed a knack for brilliant runs. The Texan guided the team to a 7-1-1 record in 1916 and directed the famous "Point-A-Minute" squad of 1915. He was also elected junior class president and was the school's prestigious Bachelor of Ugliness by the student body.

Curry's life was cut short. Just two years after graduating, Curry died when his plane was shot down over France in WWI.



LEWIS HARDAGE

BACK, 1912

After transferring from Auburn to enter Dental School, Hardage was part of what observers called the Commodores' fastest backfield.

Hardage starred on tremendous squads. As captain in 1911-12, he helped Vanderbilt go 16-2-1 overall, and outscore their opponents 578-27.

Hardage earned Third Team All-America and All-Southern Conference recognition as a senior.

Hardage dominated several games in 1912, scoring 95 points for the squad that topped the nation in points.

He also was a chief factor in a pair of early season blowouts, 105-0 over Bethel and 100-0 against Maryville.



RAY MORRISON

QUARTERBACK, 1911

When Morrison ended his career in 1911, McGugin called him "the best I ever saw."

More than two decades later, a panel of writers tabbed Morrison as VU's top QB through its first 50 years.

An All-America in 1911, Morrison was a talented player and leader. In his two years, the team went 16-1-1.

He later became a great coach, serving 34 seasons at the collegiate level. While McGugin served in the military during 1918, he was the team's interim coach. When McGugin retired in 1934, Morrison was his handpicked successor.

He was inducted into the College Football Hall of Fame in 1954.



W.E. METZGER

GUARD, 1910

Metzger was Dan McGugin's first great lineman, earning Third Team All-America recognition in 1910.

In 1909, Metzger was a sensation in the backfield, rushing for fourscores to singlehandedly beat Mercer 28-0, before suffering a leg fracture.

In 1910, he moved to the line, anchoring a unit that helped produce a 8-0-1 record. On defense, he assisted a unit that allowed only eight points.

Metzger shared the spotlight with QB Ray Morrison in 1911. He played brilliantly, helping the Commodores to a 8-1 record.



OWSLEY MANIER

BACK, 1906

Joining the team in Dan McGugin's first year on campus, Manier was a three-year starter and a big reason why Vanderbilt became an instant Southern power under McGugin.

As the team's fullback, Manier was named All-America in 1906, becoming the first Commodore so honored.

He was an offensive machine for McGugin's squad, scoring three times against Kentucky and on five occasions in 78-0 victory over Alabama.

Manier was a key factor in the Commodores' 24-1 overall record.

Eventually, Manier returned to academia, and became professor emeritus of clinical medicine at the Vanderbilt School of Medicine.

ALL-TIME BOWLS

ALL-TIME BOWL RESULTS



GATOR
1955, Jacksonville, Fla.
Vanderbilt 25
Auburn 13



PEACH
1974, Atlanta, Ga.
Texas Tech 6
Vanderbilt 6



HALL OF FAME
1982, Birmingham, Ala.
Vanderbilt 28
Air Force 36



MUSIC CITY
2008, Nashville, Tenn.
Boston College 14
Vanderbilt 16



LIBERTY
2011, Memphis, Tenn.
Cincinnati 31
Vanderbilt 24



MUSIC CITY
2012, Nashville, Tenn.
N.C. State 24
Vanderbilt 38



BBVA COMPASS
2014, Birmingham, Ala.
Vanderbilt 41
Houston 24

1955 GATOR BOWL

12/31/1955 • Gator Bowl, Jacksonville, Fla.

VANDERBILT 25
AUBURN 13

JACKSONVILLE – Still hurting from a dislocated elbow suffered in the Tennessee game, quarterback Don Orr scored two touchdowns and set up another as the Commodores defeated No. 8-ranked Auburn in the 11th Gator Bowl 25-13.

The Vanderbilt defense provided a huge lift for the Commodores, recovering five fumbles in the victory.

Vanderbilt's first score was set up when Orr recovered an Auburn fumble. Eight plays later, Joe Stephenson ran seven yards for the VU touchdown.

Auburn answered on a 38-yard TD pass from Howell Tubbs to Rob James in the second quarter, but the rest of the game belonged to the Black and Gold. On Vanderbilt's following possession, Orr carried the ball 44 yards to the Tigers' 28. He then passed to Joe Scales, who advanced to the Auburn 4-yard line. On the next play, Orr carried the ball over the line after a fake to fullback Phil King to give Vanderbilt a 13-7 lead at the half.

At the opening of the third quarter, Vanderbilt guard Sonny Tatum recovered an Auburn fumble, and the Commodores marched quickly into scoring position as Orr crossed the goal line for his second touchdown of the day to make the score 19-7. Both teams scored once more in the fourth quarter. Vanderbilt's score came on a one-yard run off right tackle by Charley Horton.

Vanderbilt coach Art Guepe cleared his bench in the final minutes, using 38 of the 39 men dressed for the game. Capitalizing on Auburn's five fumbles and using an ailing quarterback, the Commodores captured its first bowl appearance.

SCORING SUMMARY

| TEAM | 1 | 2 | 3 | 4 | FINAL | RECORD |
|------------|---|---|---|---|-------|--------------|
| VANDERBILT | 7 | 6 | 6 | 6 | 25 | 8-3, 4-3 |
| AUBURN | 0 | 7 | 0 | 6 | 13 | 8-2-1, 5-1-1 |

1ST QUARTER: VANDERBILT – Stephenson 7-yd. pass from Orr (Jalufka kick).

2ND QUARTER: AUBURN – James 38-yd. pass from Tubbs (Tubbs kick).

VANDERBILT – Orr 4-run (kick failed).

3RD QUARTER: VANDERBILT – Orr 1-yd. run (kick failed).

4TH QUARTER: VANDERBILT – Horton 1-yd. run (kick failed).

AUBURN – Phillips 7-yd. pass from Cook (kick failed)

VANDY AUBURN

| | | |
|------------------------|--------|--------|
| First Downs | 15 | 15 |
| Rush/Pass/Penalty | 11-4-0 | 9-6-0 |
| Rushing Attempts | 44 | 45 |
| Net Rushing Yards | 177 | 159 |
| Passing (Att-Comp-Int) | 8-5-1 | 13-7-0 |
| Net Passing Yards | 94 | 142 |
| Offensive Plays | 52 | 58 |
| Total Net Yards | 271 | 301 |
| Fumbles (Number-Lost) | 1-0 | 5-5 |
| Penalties | 5-54 | 6-59 |
| Interceptions | 0-0 | 1-14 |
| Punts-Yards | 4-127 | 3-87 |
| Punt Average | 31.8 | 29.0 |
| Punt Returns | 0-0 | 2-6 |
| Kickoff Returns | 2-36 | 6-121 |



RUSHING: VANDERBILT – King 10-33, Horton 13-57, Orr 10-43, Hunt 6-39, Scales 1-3, Morgan 1-6, Tkac 2-(-3), Jabaley 1-(-1). AUBURN – James 9-42, Childress 15-58, Tubbs 11-15, Hoppe 6-33, Shell 2-5, Cooke 2-6.

PASSING: VANDERBILT – Orr 6-4-67-1, Sturm 2-1-27-0.

AUBURN – Tubbs 9-4-101-0, Cooke 3-3-41-0, Burbank 1-0-0.

RECEIVING: VANDERBILT – Scales 2-44, Stephenson 2-23, Brown 1-27.

AUBURN – James 2-51, Childress 1-22, Elliott 2-41, Philips 2-28.

ALL-TIME BOWLS

1974 PEACH BOWL

12/28/1974 • Fulton Co. Stadium, Atlanta, Ga.

TEXAS TECH 6
VANDERBILT 6

ATLANTA, Ga. – The 1974 Peach Bowl was a game with no champion but two winners, the Commodores and Texas Tech Red Raiders.

Despite the effective rushing of Red Raider tailback Larry Isaac and fullback Cliff Hoskins, the Commodore defense held Texas Tech without points in the first half and entered halftime with a 3-0 lead after Mark Adams kicked a 31-yard field goal with 10 minutes remaining.

Neither team was able to muster much offense in the third quarter, though Texas Tech did tie the score at 3-3 after a drive stalled at the Vanderbilt 16-yard line.

Early in the fourth quarter, the Commodores' freshman lineman Dennis Harrison stopped a deep Texas Tech threat by blocking a Red Raider field goal attempt. The Tech drive started following one of two Vanderbilt turnovers during the game.

After the blocked field goal, the Commodores responded with a possession that ended with Adams' second field goal of the day, a 26-yarder that resulted in a 6-3 Vanderbilt margin. However, Texas Tech tied the game at the 2:00 mark on a 35-yard field goal by Brian Hall. On its final drive, Vanderbilt could not move into scoring range.

The Commodore offense struggled much of the day, with quarterback David Lee hitting just five of 14 attempts. Running back Jamie O'Rourke had 76 rushing yards.

The limited offensive production from both teams resulted in numerous defensive and scoring records being set in the game.

Within hours of the conclusion, Vanderbilt Head Coach Steve Sloan announced he was leaving his position to accept the head coaching job at Texas Tech.

SCORING SUMMARY

| TEAM | 1 | 2 | 3 | 4 | FINAL | RECORD |
|------------|---|---|---|---|-------|--------------|
| TEXAS TECH | 0 | 0 | 3 | 3 | 6 | 6-4-2, 3-4 |
| VANDERBILT | 0 | 3 | 0 | 3 | 6 | 7-3-2, 2-3-1 |

2ND QUARTER: VANDERBILT – Adams 31-yard FG.

3RD QUARTER: TEXAS TECH – Hall 26-yard FG.

4TH QUARTER: VANDERBILT – Adams 26-yard FG.

TEXAS TECH: Hall 35-yard FG.

| | TEXAS TECH | VANDY |
|-----------------------|------------|--------|
| First Downs | 19 | 10 |
| Rush/Pass/Penalty | 17-2-0 | 7-3-0 |
| Rushing Attempts | 65 | 41 |
| Net Rushing Yards | 306 | 140 |
| Passes (Att-Comp-Int) | 10-3-1 | 17-5-1 |
| Net Passing Yards | 35 | 60 |
| Total Offensive Plays | 75 | 58 |
| Total Net Yards | 341 | 200 |
| Fumbles (Number-Lost) | 3-2 | 1-1 |
| Penalties | 1-14 | 1-5 |
| Interceptions | 1-0 | 1-41 |
| Punts-Yards | 6-215 | 8-321 |
| Punt Average | 35.8 | 40.1 |
| Punt Returns | 0-0 | 1-26 |
| Kickoff Returns | 3-88 | 3-63 |



RUSHING: TEXAS TECH – Hoskins 13-116, Isaac 20-101, Garner 9-38, Taylor 8-34, Williams 3-27, Duniven 12-(-10). VANDERBILT – O'Rourke 17-76, Sadler 8-31, Garcia 4-21, Groves 2-14, Mathers 1-0, Lee 9-(-2).

PASSING: TEXAS TECH – Duniven 8-3-0, 35 yards. Williams 1-0-0, 0 yards. Roberts 1-0-1, 0 yards. VANDERBILT – Lee 14-5-1, 60 yds. Fisher 3-0-0.

1982 HALL OF FAME BOWL

12/31/1982 • Legion Field, Birmingham, Ala.

VANDERBILT 28
AIR FORCE 36

BIRMINGHAM, Ala. – Without question, the Hall of Fame Bowl was one of college football's most exciting 1982 postseason games.

The game matched one of the nation's most potent aerial attacks featuring Vanderbilt All-SEC quarterback Whit Taylor and one of America's most devastating rushing attacks in the Falcons' vaunted option attack.

Offensively, this game lived up to the hype as 33 Hall of Fame records were broken and another eight were tied in Legion Field. Unfortunately for Vanderbilt, Air Force walked away the winner 36-28 after a remarkable comeback.

For three quarters, Whit Taylor was unstoppable. Connecting with a variety of wide receivers and running backs, Taylor's fourth touchdown pass of the game, a four-yarder to Norman Jordan, gave the Commodores a 28-17 margin entering the fourth quarter. Down by double digits, the Air Force Academy scored rushing touchdowns on three consecutive possessions to take the victory.

Taylor was named the Most Valuable Player, after completing a team-record 38 passes of 51 attempts for 452 yards, which remains as the second highest single-game passing yardage total in Vanderbilt history. Jordan's performance arguably was more remarkable. Though rushing for just four yards, Jordan hauled in 20 receptions for 173 yards and three TDs, breaking five Hall of Fame Bowl records.

SCORING SUMMARY

| TEAM | 1 | 2 | 3 | 4 | FINAL | RECORD |
|------------|---|----|---|----|-------|----------|
| VANDERBILT | 7 | 14 | 7 | 0 | 28 | 8-4, 4-2 |
| AIR FORCE | 7 | 7 | 3 | 19 | 36 | 8-5, 4-3 |

1ST QUARTER: VANDERBILT – Jordan 28-yard pass from Taylor (Anderson kick). AIR FORCE – Louthan 1-yard run (Pavlich kick).

2ND QUARTER: AIR FORCE – Brown 19-yard run (Pavlich kick). VANDERBILT – Roach 15-pass from Taylor (Anderson kick). VANDERBILT – Jordan 4-yard pass from Taylor (Anderson kick).

3RD QUARTER: AIR FORCE – Pavlick 21-yard FG. VANDERBILT – Jordan 4-yard pass from Taylor (Anderson kick).

4TH QUARTER: AIR FORCE – Sundquist 3-yard run (failed). AIR FORCE – Kershner 3-yard run (failed). AIR FORCE – Louthan 46-yard run (Pavlich kick).

| | VANDY | AF |
|------------------------|---------|---------|
| First Downs | 26 | 23 |
| Rush/Pass/Penalty | 2-20-4 | 16-6 |
| Rushing Attempts | 12 | 69 |
| Net Rushing Yards | 35 | 331 |
| Passes (Att-Comp-Int) | 51-38-3 | 17-11-0 |
| Net Passing Yards | 452 | 136 |
| Total Offense: #-Yards | 63-495 | 86-451 |
| Fumbles (Number-Lost) | 2-2 | 1-0 |
| Penalties | 4-39 | 8-75 |
| Interceptions | 0-0 | 3-19 |
| Punts-Yards | 2-65 | 5-180 |
| Punt Average | 32.5 | 36.0 |
| Kickoff Returns | 6-102 | 4-84 |
| Possession Time | 20:42 | 39:18 |



RUSHING: VANDERBILT – Taylor 4-(-6), Edwards 5-21, Matthews 1-13, Jordan 1-4, Scott 1-3. AIR FORCE – Kershner 32-132, Greenwood 4-11, Louthan 16-74, Sundquist 13-64, Brown 4-34.

PASSING: VANDERBILT – Taylor 51-38-3, 452 yards. AIR FORCE – Louthan 17-11-0, 136 yards.

RECEIVING: VANDERBILT – Perry 3-52, Jordan 20-173, Matthews 2-21, Roach 4-76, Edwards 4-37, Scott 5-93. AIR FORCE – Greenwood 6-77, Simmons 1-7, Kirby 2-30, Moore 1-16, Brown 1-6.

ALL-TIME BOWLS

2008 MUSIC CITY BOWL

12/31/2008 • LP Field, Nashville, Tenn.

BOSTON COLLEGE 14
VANDERBILT 16

NASHVILLE – Vanderbilt won a bowl game for the first time in 53 years, with Bryant Hahnfeldt kicking a 45-yard field goal with 3:26 left for a 16-14 win over #24 Boston College in the Gaylord Hotels Music City Bowl held on New Year's Eve in LP Field.

The Commodores hadn't played in a bowl since 1982 – the SEC's longest drought. The victory gave Vanderbilt (7-6) its first winning season since that season. This is just the fourth time in the past 50 years that Vanderbilt has won seven games in a season.

The Eagles got the ball twice after Hahnfeldt's third field goal. They had to punt the first time, then Vanderbilt DB Myron Lewis picked off a pass with 1:36 left.

Vanderbilt scored its lone touchdown when freshman safety Sean Richardson fell on a Commodore punt that bounced off the knee of BC's Paul Anderson with 10:35 left in the third quarter.

The Commodores played musical chairs at quarterback, giving redshirt freshman Larry Smith his first career start.

Hahnfeldt, a Nashville product playing his final game as a Commodore, matched a single-game career high with the three field goals. The Commodores also forced two interceptions while allowing none.

SCORING SUMMARY

| TEAM | 1 | 2 | 3 | 4 | FINAL | RECORD |
|----------------|---|---|---|---|-------|----------|
| BOSTON COLLEGE | 0 | 7 | 0 | 7 | 14 | 9-5, 5-3 |
| VANDERBILT | 6 | 0 | 7 | 3 | 16 | 7-6, 4-4 |

1ST QUARTER: VANDERBILT – Hahnfeldt 42-yd. FG 11:02.

VANDERBILT – Hahnfeldt 26-yd. FG 6:31.

2ND QUARTER: BC – Harris 4-yd. pass from Davis (Aponavicius PAT) 1:27.

3RD QUARTER: VANDERBILT – Richardson 0-yd. fumble recovery (Hahnfeldt PAT), 10:35.

4TH QUARTER: BC – Larmond 55-yd. pass from Davis (Aponavicius PAT) 6:38.

VANDERBILT – Hahnfeldt 45-yd. FG 3:26.

| | BC | VANDY |
|------------------------|---------|---------|
| First Downs | 17 | 8 |
| Net Rushing Yards | 38-141 | 36-79 |
| Net Passing Yards | 190 | 121 |
| Passes (Att-Comp-Int) | 36-15-2 | 20-10-0 |
| Total Offense: #-Yards | 74-331 | 56-200 |
| Fumble Returns | 0-0 | 0-0 |
| Punt Returns | 5-(-14) | 3-14 |
| Kickoff Returns | 4-76 | 2-35 |
| Interceptions | 0-0 | 2-0 |
| Punts (#-Avg) | 8-39.8 | 9-42.6 |
| Fumbles-Lost | 3-1 | 1-0 |
| Penalties-Yards | 3-34 | 0-0 |
| Possession Time | 31:08 | 28:52 |
| 3rd Down Conversions | 7 of 17 | 1 of 15 |
| 4th Down Conversions | 1 of 2 | 0 of 0 |
| Sacks By: #-Yards | 1-3 | 0-0 |



RUSHING: BC–Harris 15-68; Haden 17-40; Davis 6-33. VANDERBILT–Chris Nickson 8-57; Larry Smith 10-25; Jared Hawkins 8-13; DJ Moore 1-3; Kennard Reeves 2-2; Jamie Graham 2-(-6); TEAM 4-(-7); Sean Walker 1-(-8).

PASSING: BC–Davis 15-36-2-190. VANDERBILT–Larry Smith 10-17-0-121; Chris Nickson 0-3-0-0.

RECEIVING: BC–Harris 5-25; Purvis 4-29; Robinson 3-40; Larmond 1-55; Jarvis 1-30; Momah 1-11. VANDERBILT–Udom Umoh 3-29; Sean Walker 2-68; Jamie Graham 2-7; George Smith 1-15; Brandon Barden 1-4; Alex Washington 1-(-2).

2011 LIBERTY BOWL

12/31/2011 • Memphis, Tenn., Liberty Bowl

CINCINNATI 31
VANDERBILT 24

MEMPHIS – Isaiah Pead ran for 149 yards and a touchdown, and Ralph David Abernathy IV's 90-yard kickoff return put Cincinnati ahead to stay as the Bearcats edged Vanderbilt 31-24 in the AutoZone Liberty Bowl.

But the 10-3 co-Big East champion Bearcats (10-3) had to work to put away Vanderbilt (6-7), a team that tied for fourth in the SEC's East Division. The Commodores led 21-17 early in the fourth quarter until Abernathy became the first Cincinnati player to return a kickoff for a TD in the program's 13 bowl appearances.

The Commodores, making their fifth bowl appearance and first since 2008, finished the season with a 6-7 record.

Senior quarterback Larry Smith replaced Vanderbilt starter Jordan Rodgers in the third quarter, and he threw for a season-high 142 yards. Smith's biggest completion was a 68-yard scoring toss to Chris Boyd that gave the Commodores for a 21-17 lead early in the fourth quarter. Vanderbilt lost the lead on the ensuing kickoff.

SCORING SUMMARY

| TEAM | 1 | 2 | 3 | 4 | FINAL | RECORD |
|------------|---|----|---|----|-------|-----------|
| CINCINNATI | 0 | 14 | 0 | 17 | 31 | 10-3, 5-2 |
| VANDERBILT | 7 | 0 | 7 | 10 | 24 | 6-7, 2-6 |

1ST QUARTER: VANDERBILT – Stacy 7-yd. run (Fowler kick), 7:34.

2ND QUARTER: CINCINNATI – Winn 69-yd. run (Miliano kick), 14:17.

CINCINNATI: McClung 8-yd. pass from Collaros (Miliano kick), :12.

3RD QUARTER: VANDERBILT – Jerron Seymour 5-yd. run (Fowler kick), 3:53.

4TH QUARTER: CINCINNATI – Miliano 44-yd. FG, 14:41.

VANDERBILT – Boyd 68-yd. pass from Smith (Fowler kick), 14:03.

CINCINNATI – Abernathy 90-yd. KO return (Miliano kick), 13:51.

CINCINNATI – Pead 12-yd. run (Miliano kick), 1:52.

VANDERBILT – Fowler 35-yd. FG, :24.

| | CIN | VANDY |
|-------------------------|---------|---------|
| FIRST DOWNS | 20 | 14 |
| RUSHING YARDS | 44-221 | 36-127 |
| PASSING YARDS | 80 | 168 |
| PASSES ATT-COMP-INT | 29-12-2 | 34-12-2 |
| TOTAL OFFENSE (#-YARDS) | 73-301 | 70-295 |
| PUNT RETURNS-YARDS | 2-(-1) | 3-22 |
| KO RETURNS-YARDS | 2-120 | 6-102 |
| INT RETURNS-YARDS | 2-17 | 2-11 |
| PUNTS (NUMBER-AVG) | 7-42.9 | 8-42.2 |
| FUMBLES-LOST | 3-0 | 2-1 |
| PENALTIES-YARDS | 5-55 | 6-39 |
| POSSESSION TIME | 30:37 | 29:14 |
| 3RD DOWN CONVERSIONS | 4 of 15 | 6 of 19 |
| 4TH DOWN CONVERSIONS | 0 of 0 | 1 of 2 |
| RED-ZONE SCORES | 2-3 | 3-3 |
| SACKS BY: #-YARDS | 2-7 | 3-15 |



RUSHING: CINCINNATI – Pead 28-149; Winn 6-78; McClung 1-4; team 1-(-2); Collaros 8-(-8). VANDERBILT – Zac Stacy 18-57; Jordan Rodgers 9-33; Richard Kent 1-17; Larry Smith 5-17; Jerron Seymour 2-5; team 1-(-2).

PASSING: CINCINNATI – Collaros 12-29-2-80. VANDERBILT – Larry Smith 8-19-1-142; Jordan Rodgers 4-14-1-26; Zac Stacy 0-1-0-0.

RECEIVING: CINCINNATI – A. Robinson 4-16; Kelce 3-29; Pead 3-15; Chisum 1-12; McClung 1-8. VANDERBILT – Jordan Matthews 4-56; Brandon Barden 3-20; Chris Boyd 2-69; Zac Stacy 2-11; Wesley Tate 1-12.

ALL-TIME BOWLS

2012 MUSIC CITY BOWL

12/31/2012 • Nashville, Tenn., LP Field

**N.C. STATE 24
VANDERBILT 38**

NASHVILLE — Vanderbilt is winning like the Commodores haven't in nearly a century. After capturing the Franklin American Mortgage Music City Bowl, Head Coach James Franklin says everyone better get used to it.

Jordan Rodgers threw two touchdown passes and ran for another score as the Commodores capped their best season since 1915 by defeating North Carolina State 38-24 in Nashville's LP Field.

"We're not going anywhere," a smiling and teary Franklin said. The Commodores finished 9-4 for their best record since going 9-1 in 1915. It marks only the third time the smallest and only private university in the SEC has won as many as nine games in a season.

Vandy closed the season with seven straight wins for its longest streak since an eight-game run in 1948.

Senior Zac Stacy earned the bowl's MVP honors with 108 rushing yards and one touchdowns.

SCORING SUMMARY

| TEAM | 1 | 2 | 3 | 4 | FINAL | RECORD |
|------------|---|----|---|----|-------|----------|
| N.C. STATE | 0 | 14 | 0 | 10 | 24 | 7-6, 4-4 |
| VANDERBILT | 7 | 21 | 3 | 7 | 38 | 9-4, 5-3 |

FIRST QUARTER: VANDERBILT — Boyd 5-yd. pass from Rodgers (Spear kick), 9:51.

SECOND QUARTER: VANDERBILT — Stacy 6-yd. run (Fowler kick), 10:08.

NCSTATE — Creecy 1-yd. run (Sade kick), 1:46. VANDERBILT — Tate 7-yd. run (Spear kick), 3:47. NCSTATE — Palmer 94-yd. KO return (Sade kick), 3:35.

VANDERBILT — Matthews 18-yd. pass from Rodgers (Fowler kick), 0:41.

THIRD QUARTER: VANDY — Spear 30-yd. FG, 9:39.

FOURTH QUARTER: NCSTATE — Sade 24-yd. FG, 14:56. VANDERBILT — Rodgers 15-yd. run (Spear kick), 5:11. NCSTATE — Smith 19-yd. pass from Glennon (Sade kick), 2:06.

| | NCSTATE | VANDY |
|-------------------------|----------|---------|
| First Downs | 24 | 17 |
| Rushing Yards | 25-41 | 41-117 |
| Passing Yards | 383 | 108 |
| Passes Att-Comp-Int | 53-35-3 | 27-16-0 |
| Total Offense (#-Yards) | 78-424 | 68-225 |
| Fumble Returns-Yards | 0-0 | 0-0 |
| Punt Returns-Yards | 3-15 | 1-15 |
| KO Returns-Yards | 7-24.7 | 3-35.0 |
| INT Returns-Yards | 0-0 | 3-77 |
| Punts (Number-Avg) | 3-30.3 | 5-46.2 |
| Fumbles-Lost | 6-2 | 0-0 |
| Penalties-Yards | 9-90 | 2-10 |
| Possession Time | 27:04 | 32:56 |
| 3rd Down Conversions | 13 of 19 | 3 of 14 |
| 4th Down Conversions | 0 of 1 | 3 of 4 |
| Red-Zone Scores | 3-3 | 6-6 |
| Sacks By: #-Yards | 1-6 | 3-20 |



RUSHING: NC STATE — Creecy 9-43; Thornton 12-39; Glennon 3-(-20).

VANDERBILT — Zac Stacy 25-107; Wesley Tate 9-14; Jordan Rodgers 4-6; Brian Kimbrow 1-(-2); Jordan Matthews 1-(-4), team 1-(-4).

PASSING: NC STATE — Glennon 35-53-3-383; VANDERBILT — J. Rodgers 16-25-0-108; Austyn Carta-Samuels 0-1-0, Z. Stacy 0-1-0.

RECEIVING: NC STATE — Palmer 8-111; Creecy 6-50; Thornton 5-41; Smith 3-50; Payton 3-37; Carter 3-34; Talbert 3-29; Watson 2-21; Winkles 1-5; Underwood 1-5. VANDERBILT — J. Matthews 7-61; Chris Boyd 4-18; W. Tate 2-10; Steven Scheu 2-7; Z. Stacy 1-12.

2014 BBVA COMPASS BOWL

1/4/2014 • Birmingham, Ala., Legion Field

**HOUSTON 24
VANDERBILT 41**

BIRMINGHAM, Ala. — Patton Robinette threw two 50-yard touchdown passes to MVP Jordan Matthews, leading Vanderbilt to a 41-24 victory over Houston in the BBVA Compass Bowl.

Robinette, starting after senior Austyn Carta-Samuels had season-ending surgery to repair a torn ACL in his left knee, also had an 8-yard scoring run as Vanderbilt built a 24-0 lead in the first half.

After Houston pulled even by scoring 24 points in the third quarter, Vanderbilt reclaimed the lead on Brian Kimbrow's 21-yard touchdown run. It was the start of 17 fourth-quarter points for the Commodores.

"The thing that's probably the most exciting to me is there is a culture of winning at Vanderbilt," Coach James Franklin said. "These guys know how to win."

Vanderbilt (9-4) closed the season with five straight wins. The 'Dores played in three straight bowl games under Franklin -- a first for the program -- and completed their first back-to-back nine-win seasons.

SCORING SUMMARY

| TEAM | 1 | 2 | 3 | 4 | FINAL | RECORD |
|------------|----|----|----|----|-------|----------|
| VANDERBILT | 14 | 10 | 0 | 17 | 41 | 9-4, 4-4 |
| HOUSTON | 0 | 0 | 24 | 0 | 24 | 8-5, 5-3 |

1ST QUARTER: VANDERBILT: Matthews 50-yd. pass from Robinette (C. Spear kick) 4-73, 2:01. VANDERBILT: Robinette 8-yd. run (Spear kick), 4-16, 1:56.

2ND QUARTER: VANDERBILT: Spear 24-yd. FG, 7-44, 2:51.

VANDERBILT: Matthews 50-yd. pass from Robinette (Spear kick) 4-73.1:54.

3RD QUARTER: HOUSTON: Farrow 6-yd. rush (Bullard kick) 1-6, 0:05.

HOUSTON: Ambles 6-yd. pass from O'Korn (Bullard kick) 6-86, 1:28.

HOUSTON: Bullard 30-yd. FG 5-67, 1:20.

HOUSTON: Greenberry 67-yd. pass from O'Korn (Bullard kick), 3-83, 0:56.

4TH QUARTER: VANDERBILT: Kimbrow 21-yd. run (Spear kick) 7-82, 3:28.

VANDERBILT: Spear 35-yd. FG 4-(-1), 2:24.

VANDERBILT: Seymour 2-yd. run (Spear kick) 2-2, 0:54.

| | VANDY | UH |
|-----------------------|---------|---------|
| First Downs | 14 | 12 |
| Net Rushing | 52-211 | 27-146 |
| Passing Yards | 154 | 238 |
| Passes Att-Comp-Int | 19-6-2 | 49-21-2 |
| Total Offense #-Yards | 71-365 | 76-384 |
| Punt Returns-Yards | 4-18 | 2-6 |
| Kickoff Returns-Yards | 3-62 | 5-143 |
| INT Returns-Yards | 2-54 | 2-(-4) |
| Punts (#-Avg) | 10-45.8 | 10-43.4 |
| Fumbles-Lost | 3-1 | 2-1 |
| Penalties-Yards | 2-10 | 8-72 |
| Possession Time | 35:41 | 24:19 |
| 3rd-Down Conversions | 2 of 17 | 1 of 17 |
| 4th-Down Conversions | 1-1 | 1-3 |
| Red-Zone Offense | 4-4 | 3-4 |
| QB Sacks: #-Yards | 4-20 | 1-4 |



RUSHING: VANDY — Jerron Seymour 20-89-1; Brian Kimbrow 13-75-1; Patton Robinette 15-37-1; Jordan Matthews 1-8; Wesley Tate 3-2.

HOUSTON — Spencer 3-69; O'Korn, 7-38; Farrow 8-28-1; Brooks 2-8; Jackson 2-6; Ward Jr., 5-(-3).

PASSING: VANDY — Robinette 6-19-2-154. HOUSTON — O'Korn 20-47-2-228; Ward 1-2-0-10.

RECEIVING: VANDY — Matthews 5-143-2, Jonathan Krause 1-11.

HOUSTON — Ambles 6-105-1; Greenberry 6-96-1; Jackson 2-26; Ayers 2-13; Spence 2-4; Harper 1-(-2); Ward 1-(-2); McDuffey 1-(-3).

COMMODORES IN THE NFL



Houston Texans cornerback Andre Hal

COMMODORES ACTIVE ON NFL ROSTERS

| PLAYER | TEAM | NFL EXP | PLAYER | TEAM | NFL EXP |
|---------------------|-----------------|---------|----------------------|-----------------|---------|
| Jay Cutler, QB | Chicago | 10th | Sean Richardson, SAF | Green Bay | 4th |
| Andrew East, SN | Kansas City | R | Ryan Seymour, OL | Cleveland | 3rd |
| Andre Hal, CB | Houston | 2nd | Carey Spear, PK | Cleveland | FA |
| Casey Hayward, CB | Green Bay | 4th | Zac Stacy, RB | New York (Jets) | 3rd |
| Wesley Johnson, OL | New York (Jets) | 2nd | Vince Taylor, DT | New England | R |
| Jonathan Krause, WR | New England | 2nd | Chris Williams, OL | Buffalo | 8th |
| Kenny Ladler, SAF | Buffalo | 2nd | Kyle Woestmann, OLB | Chicago | R |
| Jordan Matthews, WR | Philadelphia | 2nd | | | |

ALL-TIME VANDERBILT PLAYERS SELECTED IN THE NFL DRAFT

| Year | Rd. | Pick | Player (Position) | NFL Team | Year | Rd. | Pick | Player (Position) | NFL Team | Year | Rd. | Pick | Player (Position) | NFL Team |
|------|-----|------|-----------------------------|--------------------------|------|-----|------|-----------------------|-----------------------|--|-----|------|---------------------------|---------------------------|
| 2014 | 2 | 42 | Jordan Matthews (WR) | Philadelphia | 1982 | 6 | 143 | Ken Hammond (OG) | Dallas | 1956 | 1 | 11 | Charley Horton (B) | Los Angeles (Rams) |
| | 5 | 173 | Wesley Johnson (OT) | Pittsburgh | | 8 | 204 | Van Heflin (TE) | Cleveland (Browns) | | 12 | 137 | Tommy Harkins (E) | Philadelphia |
| | 7 | 216 | Andre Hal (CB) | Houston | | 9 | 233 | Frank Mordica (RB) | New Orleans | | 20 | 230 | Joe Stephenson (E) | Detroit |
| 2013 | 5 | 160 | Zac Stacy (RB) | St. Louis | 1980 | 6 | 160 | Preston Brown (WR) | New England | | 26 | 311 | Don Orr (B) | Chicago |
| | 7 | 220 | Ryan Seymour (OG) | Seattle | | 9 | 233 | Frank Mordica (RB) | New Orleans | | 29 | 346 | Billy Krietemeyer (B) | Chicago |
| 2012 | 2 | 62 | Casey Hayward (CB) | Green Bay | | 12 | 308 | Mike Wright (QB) | Cincinnati | | 29 | 349 | John Battos (E) | Cleveland (Browns) |
| | 7 | 214 | Tim Fugger (DE) | Indianapolis | 1979 | 10 | 270 | Martin Cox (WR) | New England | 1955 | 8 | 94 | Herman Watson (OT) | Philadelphia |
| 2010 | 3 | 67 | Myron Lewis (CB) | Tampa Bay | | 12 | 322 | Ed Smith (LB) | Pittsburgh | | 15 | 172 | Charley Horton (B) | Washington |
| | 7 | 208 | Thomas Welch (OT) | New England | 1978 | 4 | 92 | Dennis Harrison (DT) | Philadelphia | | 19 | 225 | Terry Fails (E) | Philadelphia |
| 2009 | 4 | 119 | D.J. Moore (CB) | Chicago | 1976 | 7 | 194 | Jay Chesley (DB) | San Francisco | 1953 | 10 | 120 | Mick Lakos (B) | Los Angeles (Rams) |
| 2008 | 1 | 14 | Chris Williams (OT) | Chicago | | 7 | 209 | Barry Burton (TE) | Pittsburgh | 1952 | 1 | 1 | Bill Wade (OB) | Los Angeles (Rams) |
| | 3 | 70 | Earl Bennett (WR) | Chicago | | 17 | 471 | Steve Curnutte (DB) | N.Y. Giants | | 24 | 283 | Ted Kirkland (E) | Washington |
| | 5 | 164 | Jonathan Goff (LB) | N.Y. Giants | 1975 | 14 | 346 | Gene Moshier (OG) | Kansas City | | 24 | 285 | Bob Werckle (T) | Detroit |
| 2006 | 1 | 11 | Jay Cutler (QB) | Denver | 1974 | 5 | 118 | Mark Ilgenfritz (DE) | Cleveland (Browns) | 1951 | 2 | 24 | Herb Rich (B) | Los Angeles (Rams) |
| 2005 | 6 | 189 | Jovan Haye (DE) | Carolina | | 5 | 129 | Doug Nettles (DB) | Baltimore (Colts) | | 2 | 26 | Bucky Curtis (E) | Cleveland (Browns) |
| | 6 | 197 | Justin Geisinger (OT) | Buffalo | 1973 | 7 | 172 | Rod Freeman (TE) | N.Y. Giants | | 10 | 115 | Ken Cooper (G) | Chicago (Cardinals) |
| 2003 | 5 | 166 | Hunter Hillenmeyer (LB) | Green Bay | 1973 | 10 | 245 | Ken Stone (DB) | Washington | 1950 | 6 | 67 | Herb Rich (B) | Baltimore (Colts) |
| 2001 | 2 | 47 | Jamie Winborn (LB) | San Francisco | | 15 | 387 | Dave Leffers (C) | Oakland | | 26 | 332 | Carl Copp (T) | N.Y. Giants |
| | 4 | 102 | Matt Stewart (LB) | Atlanta | 1971 | 8 | 192 | Karl Weiss (OT) | Chicago | 1949 | 10 | 99 | Lee Nalley (B) | Chicago |
| | 5 | 160 | John Markham (PK) | N.Y. Giants | 1970 | 2 | 27 | Bob Asher (OT) | Dallas | | 15 | 143 | Ken Cooper (G) | Green Bay |
| | 6 | 196 | Jimmy Williams (DB) | Buffalo | | 6 | 153 | Pat Toomay (DE) | Dallas | | 15 | 151 | Carl Copp (T) | Philadelphia |
| 1999 | 2 | 47 | Fred Vinson (DB) | Green Bay | 1969 | 3 | 71 | Chip Healy (LB) | St. Louis (Cardinals) | | 17 | 162 | Zealand Thigpen (B) | Detroit |
| 1998 | 2 | 33 | Corey Chavous (DB) | Arizona | 1968 | 3 | 56 | Gary Davis (QB) | Cincinnati | 1947 | 4 | 24 | Charley Hoover (C) | Detroit |
| | 3 | 84 | Jamie Duncan (LB) | Tampa Bay | | 6 | 144 | Bob Goodridge (WR) | Minnesota | | 8 | 61 | Alf Satterfield (T) | Philadelphia |
| | 5 | 135 | Antony Jordan (LB) | Indianapolis | 1966 | 5 | 70 | Dick Lemay (OT) | Washington | | 21 | 189 | Fred Hamilton (T) | Pittsburgh |
| 1996 | 2 | 45 | James Manley (DT) | Minnesota | 1965 | 15 | 202 | Bennett Baldwin (RB) | Washington | | 23 | 209 | Binks Bushmaier (B) | Pittsburgh |
| 1992 | 3 | 77 | Corey Harris (WR/DB) | Houston (Oilers) | | 17 | 230 | Gary Hart (E) | Washington | 1945 | 6 | 51 | Johnny North (E) | Washington |
| 1990 | 4 | 98 | DeMond Winston (LB) | New Orleans | 1963 | 20 | 275 | Steve Shaw (B) | Cleveland (Browns) | | 31 | 320 | Bob Cummings (C) | Washington |
| | 12 | 312 | John Gromos (QB) | Seattle | 1961 | 15 | 207 | Cody Binkley (C) | N.Y. Giants | 1944 | 12 | 117 | J.P. Moore (B) | Chicago |
| 1988 | 5 | 120 | Chris Gaines (LB) | St. Louis (Cardinals) | 1960 | 1 | 5 | Tom Moore (RB) | Green Bay | 1943 | 1 | 10 | Jack Jenkins (B) | Washington |
| | 12 | 307 | Carl Parker (WR) | Cincinnati | 1959 | 3 | 27 | Jimmy Butler (B) | St. Louis (Cardinals) | 1942 | 14 | 130 | Bob Gude (C) | Chicago |
| 1986 | 1 | 20 | Will Wolford (OT) | Buffalo | | 6 | 63 | Tom Redmond (OT) | St. Louis (Cardinals) | 1941 | 20 | 190 | Ed Hiestand (E) | Washington |
| | 8 | 203 | Jim Popp (TE) | San Francisco | | 7 | 77 | Ben Donnell (C) | Detroit | 1940 | 16 | 149 | Ray Andrus (B) | Green Bay |
| | 12 | 309 | Steve Wade (DT) | Indianapolis (Colts) | | 8 | 90 | Lew Akin (E) | San Francisco | 1938 | 5 | 33 | Ed Merlin (G) | Brooklyn (Dodgers) |
| 1985 | 2 | 50 | Chuck Scott (WR/TE) | Los Angeles (Rams) | | 23 | 272 | George Deiderich (OG) | Los Angeles (Rams) | | 11 | 92 | Carl Hinkle (C) | Philadelphia |
| | 8 | 212 | Rob Monaco (OG) | St. Louis (Cardinals) | | 25 | 295 | Ron Miller (E) | Pittsburgh | 1937 | 3 | 28 | Dick Plasman (B) | Chicago |
| | 11 | 298 | Ricky Anderson (K) | St. Louis (Cardinals) | 1958 | 1 | 12 | Phil King (B) | N.Y. Giants | ^ <i>Supplementary Draft</i> | | | | |
| | 12 | 324 | Karl Jordan (LB) | Dallas | | 6 | 69 | Bob Taylor (E) | Baltimore (Colts) | <i>Note: Players listed in bold print were 1st round selections.</i> | | | | |
| 1984 | 1 | 8 | Leonard Coleman (DB) | Baltimore (Colts) | | 24 | 279 | Eric Soesbe (OT) | St. Louis (Cardinals) | | | | | |
| | 3 | ^ | Steve Bearden (DE) | Buffalo | 1957 | 24 | 287 | Joe Scales (B) | Detroit | | | | | |
| 1983 | 5 | 119 | Jim Arnold (P) | Kansas City | | 26 | 307 | Bob Swann (QT) | Pittsburgh | | | | | |

COMMODORES IN THE NFL

SAM AGEE.....HB
Chicago Cardinals1938-39

JIM ARNOLD.....P
Kansas City Chiefs1983-85
Detroit Lions1986-93
Miami Dolphins1994

BOB ASHER.....OT
Dallas Cowboys1970
Chicago Bears1972-75

AINSLEY BATTLES.....DB
Pittsburgh Steelers.....2000-01, 2004
Jacksonville Jaguars2002-03

EARL BENNETT.....WR
Chicago Bears.....2008-13

LYNN BOMAR.....End
New York Giants1925-26

BRANDON BARDEN.....TE
Tennessee Titans2012
Jacksonville Jaguars.....2013-14
Kansas City Chiefs2014

KEVIN BROTHEN.....OC
Miami Dolphins1994-95

PRESTON BROWN.....WR
New England Patriots.....1980-82
N.Y. Jets-Cleveland1983-84

TIM BRYANT.....LB
Minnesota Vikings1987

MARCUS BUGGS.....LB
Buffalo Bills2008-09

WAMON BUGGS.....WR
Green Bay Packers1982

COREY CHAVOUS.....DB
Arizona Cardinals1998-2001
Minnesota Vikings.....2002-2005
St. Louis Rams2006-08

LEONARD COLEMAN.....DB
Indianapolis Colts1985-87
San Diego Chargers.....1988-89

GERALD COLLINS.....LB
Cincinnati Bengals1995

KEN COOPER.....OL
Baltimore Colts.....1949-50

JAY CUTLER.....QB
Denver Broncos2006-08
Chicago Bears.....2009-current

ALLEN DEGRAFFENREID.....OT
Arizona Cardinals1997-98
Denver Broncos1999-2001

BEN DONNELL.....DE
Los Angeles Chargers1960

JAMIE DUNCAN.....LB
Tampa Bay Bucs.....1998-2001
St. Louis Rams2002-2003
Atlanta Falcons2004-06

CHRIS GAINES.....LB
Miami-Phoenix1988
Tampa Bay Bucs.....1989

CURTIS GATEWOOD.....LB
Kansas City Chiefs2008-09
Washington Redskins2009-10
Arizona Cardinals2010-11

JUSTIN GEISINGER.....OG
Buffalo Bills2005
Tennessee Titans2006
Washington Redskins.....2007-08
Carolina Panthers.....2008

JONATHAN GOFF.....LB
New York Giants2008-11
Washington Redskins.....2012

BOB GOODRIDGE.....WR
Minnesota Vikings1968

HENRY GUDE.....OG
Chicago Bears.....1942
Philadelphia Eagles.....1946

ANDRE HAL.....DB
Houston Texans.....2014-current

COREY HARRIS.....DB
Houston Oilers.....1992
Green Bay Packers1993-94
Seattle Seahawks.....1995-96
Miami Dolphins1997
Baltimore Ravens1998-01
Detroit Lions2002-03

DENNIS HARRISON.....DE
Philadelphia Eagles.....1978-84
Los Angeles Rams1985
San Francisco 49ers1986
Atlanta Falcons1986-87

JOVAN HAYE.....DT
Carolina Panthers.....2005
Tampa Bay Bucs2006-08, 2011
Tennessee Titans2009-10

LARRY HAYES.....LB
New York Giants1961
Los Angeles Rams1962-63

CASEY HAYWARD.....DB
Green Bay Packers2012-current

CHIP HEALY.....LB
St. Louis Cardinals1962-63

ALAN HERLINE.....P
New England Patriots.....1987

HUNTER HILLENMEYER.....LB
Chicago Bears2003-10

ROY HUGGINS.....HB
Los Angeles Rams1944

MARK ILGENFRITZ.....DE
Cleveland Browns1974

JACK JENKINS.....HB
Washington Redskins.....1943, 1946-47

WESLEY JOHNSON.....OL
Pittsburgh Steelers.....2014
New York Jets2014-current

RUSHEN JONES.....DB
Minnesota Vikings2003-05

ANTONY JORDAN.....LB
Indianapolis Colts1998-99
Atlanta Falcons2000

PHIL KING.....HB
New York Giants1958-63
Pittsburgh Steelers.....1964
Minnesota Vikings1965-66

RESHARD LANGFORD.....DB
Kansas City Chiefs.....2010-11

CHARLIE LEYENDECKER.....OT
Philadelphia Eagles.....1933

MYRON LEWIS.....DB
Tampa Bay Bucs.....2010-12

JAMES MANLEY.....DT
Seattle Seahawks.....1995-96
Seattle-St. Louis-Minnesota1996
Miami-Baltimore (Colts).....1997-98

ALLAMA MATTHEWS.....TE
Atlanta Falcons1983-85

JORDAN MATTHEWS.....WR
Philadelphia Eagles.....2014-current

ROB MONACO.....OT
St. Louis Cardinals.....1985

D.J. MOORE.....DB
Chicago Bears2009-13
Tampa Bay Bucs2013

J.P. MOORE.....HB
Chicago Cardinals1944

TOM MOORE.....HB
Green Bay Packers1960-65
Los Angeles Rams1966
Atlanta Falcons1967

DOUG NETTLES.....DB
Baltimore Colts1974-79
New York Giants1980

JOHN NORTH.....End
Baltimore Colts1948-50
New Orleans (Head Coach).....1973-75

DON ORR.....QB
Chicago Bears1956

CARL PARKER.....WR
Cincinnati Bengals1988-89

JIM PEEBLES.....End
Washington Redskins.....1946-49, '51

DICK PLASMAN.....End
Chicago Bears.....1937-41, 1944, 1946-47

SHELTON QUARLES.....LB
Tampa Bay Bucs1997-2006

BUFORD (BABY) RAY.....OT
Green Bay Packers1938-48

TOM REDMOND.....DE
St. Louis Cardinals1960-65

HERB RICH.....HB
Baltimore Colts1950
Los Angeles Rams1951-53
New York Giants1954-56

SEAN RICHARDSON.....DB
Green Bay Packers2012-current

PAT SAINDON.....OG
New Orleans Saints1986
Atlanta Falcons1987

ALF SATTERFIELD.....OT
San Francisco 49ers1947

CHUCK SCOTT.....TE/WR
Los Angeles Rams1985-86;
Dallas Cowboys1987

RYAN SEYMOUR.....OL
Seattle Seahawks.....2013
San Francisco 49ers2013
Cleveland Browns2014-current

ED SMITH.....LB
Baltimore Colts.....1980-81

ZAC STACY.....RB
St. Louis Rams2013-current

MATT STEWART.....LB
Atlanta Falcons2001-2004
Cleveland Browns2005-2007
Arizona Cardinals2008

KEN STONE.....DB
Buffalo Bills.....1973
Washington Redskins.....1973-75
Tampa Bay Bucs1976
St. Louis Cardinals.....1977-80

PAT TOOMAY.....DE
Dallas Cowboys1970-74
Buffalo Bills.....1975
Tampa Bay Bucs1976
Oakland Raiders.....1977-79

ERIC VANCE.....DB
Tampa Bay Bucs1998-2002

FRED VINSON.....DB
Green Bay Packers1999
Seattle Seahawks.....2000

BILL WADE.....QB
Los Angeles Rams1954-60
Chicago Bears1961-66

THOMAS WELCH.....OG/OT
N. England-Minnesota-St. Louis.....2010-11
Philadelphia-Buffalo2012-13
New Orleans Saints2014

CHRIS WILLIAMS.....OG/OT
Chicago Bears2008-11
St. Louis Rams2012-13
Buffalo Bills.....2014-current

JIMMY WILLIAMS.....DB
San Francisco 49ers2001-2004
Seattle Seahawks.....2005-06
Houston Texans.....2008

BRENARD WILSON.....DB
Philadelphia Eagles.....1979-86

JAMIE WINBORN.....LB
San Francisco 49ers2001-2004
Jacksonville-Tampa Bay.....2005-06
Denver Broncos.....2007-08
Tennessee Titans2009-10

DEMOND WINSTON.....LB
New Orleans Saints1990-94

WILL WOLFORD.....OT
Buffalo Bills1986-92
Indianapolis Colts1993-95
Pittsburgh Steelers1996-98

CARL WOODS.....HB
New England Patriots.....1987

TODD YODER.....TE
Tampa Bay Bucs2000-2003
Jacksonville Jaguars2004-2005
Washington Redskins2006-10

GLENN YOUNG.....DE
St. Louis Rams1998-2000

HONORS, RECOGNITION

SEC COACHES' ALL-SEC TEAMS

FIRST TEAM

| | | |
|------|--------------------|----|
| 2013 | Kenny Ladler | S |
| 2013 | Jordan Matthews | WR |
| 2012 | Jordan Matthews | WR |
| 2008 | D.J. Moore | CB |
| 2007 | Earl Bennett | WR |
| 2007 | Chris Williams | OT |
| 2005 | Earl Bennett | WR |
| 2005 | Jay Cutler | QB |
| 2005 | Moses Osemwegie | LB |
| 2004 | Moses Osemwegie | LB |
| 2002 | Hunter Hillenmeyer | LB |
| 2000 | Jamie Winborn | LB |
| 1999 | Jamie Winborn | LB |
| 1997 | Corey Chavous | CB |
| 1997 | Jamie Duncan | LB |
| 1996 | Jamie Duncan | LB |
| 1996 | Bill Marinangel | P |
| 1991 | Corey Harris | RB |
| 1990 | David Lawrence | P |
| 1988 | Boo Mitchell | WR |
| 1987 | Chris Gaines | LB |
| 1985 | Jim Popp | TE |
| 1985 | Will Wolford | OT |
| 1984 | Ricky Anderson | P |
| 1984 | Kurt Page | QB |
| 1984 | Jim Popp | TE |
| 1984 | Chuck Scott | FL |

SECOND TEAM

| | | |
|------|------------------|----|
| 2013 | Andre Hal | CB |
| 2013 | Wesley Johnson | OT |
| 2012 | Richard Kent | P |
| 2012 | Zac Stacy | RB |
| 2011 | Tim Fugger | DE |
| 2011 | Casey Hayward | CB |
| 2011 | Chris Marve | LB |
| 2011 | Zac Stacy | RB |
| 2010 | Casey Hayward | CB |
| 2010 | Chris Marve | LB |
| 2009 | Myron Lewis | CB |
| 2009 | Chris Marve | LB |
| 2009 | Brett Upson | P |
| 2008 | Patrick Benoist | LB |
| 2007 | Jonathan Goff | LB |
| 2007 | D.J. Moore | CB |
| 2006 | Earl Bennett | WR |
| 2006 | Jonathan Goff | LB |
| 2006 | Chris Williams | OT |
| 2005 | Dustin Dunning | TE |
| 2005 | Brian Stamper | OT |
| 2004 | Justin Geisinger | OT |
| 2003 | Jovan Haye | DE |
| 2002 | Dan Stricker | WR |
| 2001 | Pat Green | OT |
| 2001 | Dan Stricker | WR |
| 2001 | Lew Thomas | RB |
| 2000 | Elliott Carson | TE |
| 2000 | Brian Gruber | OT |
| 2000 | Dan Stricker | WR |
| 1999 | Ainsley Battles | S |
| 1999 | Elliott Carson | TE |
| 1998 | Jamie Winborn | LB |
| 1997 | Carlton Hall | LB |
| 1995 | James Manley | DT |
| 1995 | Bill Marinangel | P |
| 1993 | Ryan Bell | G |
| 1993 | Alan Young | DE |
| 1992 | Pat Akos | TE |
| 1992 | Jeff Brothers | S |
| 1992 | Gary Rogers | DE |

ALL-FRESHMAN

| | | |
|------|----------------|-------|
| 2014 | Nigel Bowden | LB |
| 2013 | Andrew Jelks | OL |
| 2010 | Wesley Johnson | OL |
| 2010 | Kenny Ladler | S |
| 2010 | Walker May | DL |
| 2009 | Ryan Fowler | PK |
| 2009 | Warren Norman | RB/RS |

| | | |
|------|--------------------|-------|
| 2009 | Ryan Seymour | OL |
| 2008 | Brandon Barden | TE |
| 2008 | Kyle Fischer | OL |
| 2008 | T.J. Greenstone | DT |
| 2008 | Chris Marve | LB |
| 2006 | D.J. Moore | CB |
| 2005 | Earl Bennett | WR |
| 2005 | Bryant Hahnfeldt | P |
| 2005 | Reshard Langford | S |
| 2004 | Hamilton Holliday | C |
| 2004 | Jonathan Goff | LB |
| 2003 | Tom Sorensen | C |
| 2003 | Brian Stamper | OT |
| 2003 | Marlon White | WR |
| 2002 | Jay Cutler | QB |
| 2002 | Kwane Doster | TB/RS |
| 2002 | Greg Johnson | P |
| 2002 | Moses Osemwegie | LB |
| 2002 | Mac Pyle | OG |
| 2001 | Pat Brunner | IB |
| 2001 | Justin Geisinger | OT |
| 2001 | Lorenzo Parker | CB |
| 1999 | Rushen Jones | CB |
| 1998 | Doyle Crosby | DE |
| 1998 | Nezih Hasanoglu | WR |
| 1998 | Jamie Winborn | LB |
| 1997 | Ryan Aulds | NG |
| 1997 | Jared McGrath | RB |
| 1997 | Jimmy Williams | RB |
| 1996 | Todd Yoder | WR |
| 1994 | Will Jacobs | OT |
| 1994 | Jay Stallworth | DT |
| 1994 | Corey Chavous | DB |
| 1994 | Matt Anderson | DB |
| 1993 | Eric Vance | DB |
| 1992 | Owen Neil | OT |
| 1992 | Royce Love | FB |
| 1991 | Richard Saenz | OT |
| 1990 | Shelton Quarles | LB |
| 1990 | Robert Davis | DB |
| 1990 | Aaron Smith | DB |
| 1989 | Clarence Sevillian | WR |
| 1989 | Mike Gandolfo | DL |
| 1989 | Alan Young | LB |
| 1989 | Chris Donnelly | DB |
| 1989 | David Lawrence | P |
| 1988 | Bobby Craycraft | OT |
| 1988 | Rod Keith | DL |
| 1988 | Bill Fitzpatrick | DB |
| 1987 | Cedric Moore | DL |
| 1986 | Burr Seaver | OT |
| 1986 | DeMond Winston | DL |
| 1986 | Torrey Price | DB |

ASSOCIATED PRESS ALL-SEC

FIRST TEAM

| | | |
|------|-----------------|----|
| 2013 | Wesley Johnson | OT |
| 2013 | Jordan Matthews | WR |
| 2012 | Jordan Matthews | WR |
| 2008 | D.J. Moore | CB |
| 2007 | Earl Bennett | WR |
| 2007 | D.J. Moore | CB |
| 2007 | Chris Williams | OT |
| 2006 | Earl Bennett | WR |
| 2005 | Jay Cutler | QB |
| 2005 | Moses Osemwegie | LB |
| 2004 | Moses Osemwegie | LB |
| 1999 | Jeff Barnett | C |
| 1999 | Jamie Winborn | LB |
| 1997 | Corey Chavous | CB |
| 1997 | Jamie Duncan | LB |
| 1996 | Jamie Duncan | LB |
| 1996 | Bill Marinangel | P |
| 1995 | James Manley | DT |
| 1994 | Gerald Collins | LB |
| 1992 | Pat Akos | TE |
| 1992 | Jeff Brothers | S |
| 1991 | Corey Harris | RB |
| 1990 | David Lawrence | P |
| 1988 | Boo Mitchell | WR |
| 1987 | Chris Gaines | LB |

| | | |
|------|------------------|----|
| 1986 | Carl Parker | TE |
| 1985 | Jim Popp | TE |
| 1985 | Will Wolford | OT |
| 1984 | Ricky Anderson | P |
| 1984 | Jim Popp | TE |
| 1984 | Chuck Scott | FL |
| 1983 | Steve Bearden | DE |
| 1983 | Leonard Coleman | CB |
| 1983 | Chuck Scott | TE |
| 1982 | Jim Arnold | P |
| 1982 | Allama Matthews | TE |
| 1982 | Whit Taylor | QB |
| 1981 | Jim Arnold | P |
| 1981 | Wamon Buggs | WR |
| 1981 | Ken Hammond | G |
| 1980 | Jim Arnold | P |
| 1979 | Preston Brown | FL |
| 1977 | Martin Cox | WR |
| 1977 | Ed Smith | LB |
| 1975 | Barry Burton | TE |
| 1975 | Jay Chesley | DB |
| 1974 | Mark Adams | K |
| 1974 | Barry Burton | TE |
| 1974 | Jay Chesley | DB |
| 1974 | Gene Moshier | G |
| 1973 | Hawkins Golden | K |
| 1972 | Ken Stone | DB |
| 1970 | Steve Smith | P |
| 1969 | Bob Asher | OT |
| 1967 | Bob Goodridge | WR |
| 1959 | Tom Moore | B |
| 1958 | George Deiderich | G |
| 1955 | Charley Horton | B |
| 1954 | Bobby Goodall | G |
| 1951 | Bill Wade | B |
| 1951 | Bob Werckle | B |
| 1950 | Bucky Curtis | E |
| 1948 | John Clark | C |
| 1942 | Jack Jenkins | B |
| 1941 | Bob Gude | C |
| 1941 | Jack Jenkins | B |
| 1940 | Bob Gude | C |
| 1937 | Carl Hinkle | C |
| 1935 | Willie Geny | E |

SECOND TEAM

| | | |
|------|--------------------|----|
| 2014 | Steven Scheu | TE |
| 2013 | Andre Hal | CB |
| 2013 | Kenny Ladler | S |
| 2012 | Andre Hal | CB |
| 2012 | Carey Spear | PK |
| 2011 | Casey Hayward | CB |
| 2011 | Chris Marve | LB |
| 2011 | Zac Stacy | RB |
| 2010 | Brandon Barden | TE |
| 2010 | Casey Hayward | CB |
| 2009 | Myron Lewis | CB |
| 2009 | Warren Norman | RS |
| 2008 | Myron Lewis | CB |
| 2008 | Patrick Benoist | LB |
| 2007 | Jonathan Goff | LB |
| 2005 | Earl Bennett | WR |
| 2005 | Dustin Dunning | TE |
| 2002 | Hunter Hillenmeyer | LB |
| 2002 | Dan Stricker | WR |
| 2001 | Dan Stricker | WR |
| 2000 | Jamie Winborn | LB |
| 2000 | Dan Stricker | WR |

| | | |
|------|-------------------|----|
| 1988 | Eric Jones | QB |
| 1987 | Daryl Holt | C |
| 1987 | Carl Parker | FL |
| 1984 | Karl Jordan | DT |
| 1984 | Rob Monaco | OT |
| 1984 | Manuel Young | DB |
| 1983 | Keith Edwards | FB |
| 1982 | Steve Bearden | DE |
| 1982 | Manuel Young | DB |
| 1981 | Steve Bearden | DE |
| 1981 | Loie Hudgins | G |
| 1981 | Whit Taylor | QB |
| 1980 | Andrew Coleman | LB |
| 1980 | Ken Hammond | G |
| 1979 | Jim Arnold | P |
| 1979 | Frank Mordica | RB |
| 1978 | Martin Cox | WR |
| 1978 | Frank Mordica | RB |
| 1978 | Randy Sittason | LB |
| 1978 | Tommy Woodroof | OT |
| 1977 | Brenard Wilson | S |
| 1976 | Brenard Wilson | S |
| 1975 | Mark Adams | K |
| 1974 | Steve Curnutte | DB |
| 1974 | Tom Galbierz | NT |
| 1974 | Jamie O'Rourke | B |
| 1972 | Walter Overton | WR |
| 1972 | L. T. Southall | G |
| 1971 | George Abernathy | DE |
| 1971 | Ken Stone | DB |
| 1968 | Bob Asher | OT |
| 1966 | Scott Hall | G |
| 1966 | Chip Healy | LB |
| 1965 | Dick Lemay | DT |
| 1965 | Lane Wolbe | DE |
| 1964 | Gary Hart | OT |
| 1964 | Dave Malone | DB |
| 1959 | Larry Wagner | T |
| 1958 | Tom Moore | B |
| 1957 | George Deiderich | G |
| 1957 | Bob Laws | B |
| 1957 | Phil King | E |
| 1955 | Joe Stephenson | E |
| 1952 | Bob Hines | E |
| 1952 | Ben Roderick | TE |
| 1951 | Ben Roderick | TE |
| 1950 | Russ Faulkinberry | T |
| 1950 | Bill Wade | B |
| 1949 | Herb Rich | B |
| 1948 | Ken Cooper | G |
| 1948 | Herb Rich | B |
| 1947 | John North | E |
| 1947 | Tex Robertson | G |
| 1946 | Tex Robertson | G |
| 1943 | Harry Robinson | B |
| 1938 | Marvin Franklin | E |
| 1938 | Maurice Holdgraf | T |
| 1937 | Ed Merlin | G |
| 1937 | Buford Ray | T |
| 1935 | Sam Brown | G |
| 1935 | Rand Dixon | QB |
| 1934 | Rand Dixon | QB |
| 1933 | Rand Dixon | QB |

THIRD TEAM

| | | |
|------|-----------------|----|
| 1961 | Hank Lesesne | QB |
| 1957 | Boyce Smith | B |
| 1956 | Art Demmas | T |
| 1956 | Phil King | B |
| 1955 | Larry Frank | G |
| 1954 | Charley Horton | B |
| 1953 | Pete Williams | G |
| 1952 | Don Gleisner | S |
| 1952 | Larry Stone | C |
| 1951 | John Cheadle | NT |
| 1951 | Mickey Lakos | DB |
| 1949 | Carl Copp | T |
| 1949 | Bucky Curtis | E |
| 1949 | Lee Nalley | B |
| 1948 | Dutch Cantrell | T |
| 1947 | Bobby Berry | RB |
| 1946 | Alf Satterfield | T |
| 1945 | Bill Fuqua | B |
| 1942 | Bernie Rohling | B |

| | | |
|------|--------------------|----|
| 1939 | Junius Plunkett | B |
| 1938 | Bert Marshall | QB |
| 1937 | Lunsford Hollins | RB |
| 1936 | Carl Hinkle | C |
| 1936 | Dick Plasman | E |
| 1935 | Rannie Throgmorton | T |
| 1934 | Willie Geny | E |
| 1934 | Rannie Throgmorton | T |
| 1933 | Sam Brown | G |

UNITED PRESS INTL. ALL-SEC TEAMS

(United Press International discontinued All-SEC team after the 1990 season.)

FIRST TEAM

| | | |
|------|------------------|----|
| 1989 | Demond Winston | LB |
| 1988 | Boo Mitchell | WR |
| 1987 | Chris Gaines | LB |
| 1985 | Will Wolford | OT |
| 1985 | Steve Wade | DT |
| 1984 | Ricky Anderson | P |
| 1984 | Rob Monaco | OT |
| 1984 | Kurt Page | QB |
| 1984 | Chuck Scott | FL |
| 1983 | Ricky Anderson | P |
| 1983 | Leonard Coleman | CB |
| 1983 | Chuck Scott | TE |
| 1982 | Jim Arnold | P |
| 1982 | Allama Matthews | TE |
| 1982 | Whit Taylor | QB |
| 1981 | Jim Arnold | P |
| 1981 | Wamon Buggs | WR |
| 1981 | Ken Hammond | G |
| 1980 | Jim Arnold | P |
| 1979 | Preston Brown | FL |
| 1977 | Dennis Harrison | DT |
| 1975 | Barry Burton | TE |
| 1975 | Jay Chesley | DB |
| 1974 | Barry Burton | TE |
| 1969 | Bob Asher | OT |
| 1967 | Bob Goodridge | WR |
| 1966 | Chip Healy | LB |
| 1959 | Tom Moore | B |
| 1958 | George Deiderich | G |
| 1958 | Tom Moore | B |
| 1957 | George Deiderich | G |
| 1956 | Phil King | B |
| 1954 | Bobby Goodall | G |
| 1951 | Ben Roderick | TE |
| 1950 | Bucky Curtis | E |

SECOND TEAM

| | | |
|------|----------------|----|
| 1957 | Phil King | B |
| 1955 | Larry Frank | G |
| 1955 | Charley Horton | RB |
| 1954 | Charley Horton | B |
| 1952 | Ben Roderick | TE |
| 1951 | Bill Wade | B |
| 1951 | Bob Werckle | T |
| 1950 | Bill Wade | B |
| 1950 | Bob Werckle | T |

THIRD TEAM

| | | |
|------|------------------|---|
| 1960 | Cody Binkley | C |
| 1959 | Larry Wagner | T |
| 1957 | Bob Laws | E |
| 1957 | Boyce Smith | B |
| 1956 | Bob Laws | E |
| 1955 | Joe Stephenson | E |
| 1952 | Bill Krietemeyer | B |

HONORS, RECOGNITION

ALL-SOUTHERN CONFERENCE

(Vanderbilt was a member of the Southern Conference from 1903-32.)

| | | |
|------|----------------------|----|
| 1932 | Pete Gracey | C |
| 1932 | Charles Leyendecker | T |
| 1929 | John N. (Bull) Brown | G |
| 1929 | Bill Schwartz | E |
| 1928 | John N. (Bull) Brown | G |
| 1927 | Bill Spears | QB |
| 1927 | Larry Kitty Carson | E |
| 1927 | Vernon Sharp, Jr. | C |
| 1926 | Bill Spears | QB |
| 1926 | W. R. Hendrix | FB |
| 1926 | Fred McKibbin | T |
| 1925 | Bob Rives | T |
| 1924 | Henry S. Wakefield | E |
| 1924 | Gil Reese | RB |
| 1924 | Bob Rives | T |
| 1923 | Lynn Bomar | E |
| 1923 | Henry S. Wakefield | E |
| 1923 | Everett E. Kelly | G |
| 1923 | Gil Reese | RB |
| 1922 | Lynn Bomar | E |
| 1919 | Josh Cody | T |
| 1919 | Tom Lipscomb | T |
| 1919 | Tom Zerfoss | E |
| 1918 | Herman Daves | T |
| 1917 | Alf Adams | E |
| 1916 | Josh Cody | T |
| 1916 | Rabbit Curry | QB |
| 1916 | Pryor Williams | G |
| 1915 | Josh Cody | T |
| 1915 | Rabbit Curry | QB |
| 1915 | Pryor Williams | G |
| 1914 | Ammie Sikes | FB |
| 1913 | Enoch Brown | E |
| 1913 | Tom Brown | T |
| 1913 | Ammie Sikes | FB |
| 1912 | Hugh J. Morgan | C |
| 1912 | Lewie Hardage | RB |
| 1912 | Enoch Brown | E |
| 1912 | Tom Brown | T |
| 1912 | Ammie Sikes | FB |
| 1911 | Ray Morrison | QB |
| 1911 | Ewing Y. Freeland | T |
| 1911 | W. E. Metzger | G |
| 1911 | Hugh J. Morgan | C |
| 1911 | Lewie Hardage | RB |
| 1910 | Ray Morrison | QB |
| 1910 | Ewing Y. Freeland | T |
| 1910 | W. E. Metzger | G |
| 1910 | Bill Neely | RB |
| 1909 | Ray Morrison | QB |
| 1909 | Ewing Y. Freeland | T |
| 1909 | Malvern Griffin | T |
| 1909 | W. E. Metzger | G |

SEC COACHES' AWARDS

LEAGUE MVP

| | | |
|------|---------------|----|
| 1967 | Bob Goodridge | E |
| 1951 | Bill Wade | QB |
| 1941 | Jack Jenkins | FB |
| 1937 | Carl Hinkle | C |
| 1935 | Willie Geny | E |

OFFENSIVE PLAYER OF THE YEAR

| | | |
|------|------------|----|
| 2005 | Jay Cutler | QB |
|------|------------|----|

FRESHMAN OF THE YEAR

| | | |
|------|---------------|-------|
| 2009 | Warren Norman | TB/RS |
| 2002 | Kwane Doster | TB/RS |

COACH OF THE YEAR

| | |
|------|------------------|
| 2008 | Bobby Johnson |
| 1982 | George MacIntyre |
| 1955 | Art Guepe |
| 1941 | Red Sanders |
| 1937 | Ray Morrison |

JACOBS AWARD (TOP SEC BLOCKER)

| | |
|------|--------------|
| 1942 | Jack Jenkins |
| 1941 | Jack Jenkins |

OFFENSIVE PLAYER OF THE WEEK

| | |
|-------------------|------------|
| Jordan Matthews | 11/16/2013 |
| Wesley Johnson | 11/9/2013 |
| Wesley Johnson | 11/3/2012 |
| Joe Townsend | 10/20/2012 |
| Zac Stacy | 11/12/2011 |
| Warren Norman | 11/21/2009 |
| Chris Nickson | 8/30/2008 |
| Hamilton Holliday | 10/27/2007 |
| Chris Williams | 9/15/2007 |
| Earl Bennett | 9/1/2007 |
| Chris Williams | 10/14/2006 |
| Jay Cutler | 11/19/2005 |
| Brian Stamper | 9/10/2005 |
| Jay Cutler | 9/1/2005 |
| Jay Cutler | 11/15/2003 |
| Greg Zolman | 9/20/1999 |
| Corey Harris | 10/19/1991 |
| Marcus Wilson | 9/22/1990 |
| Boo Mitchell | 10/8/1988 |
| Boo Mitchell | 9/10/1988 |
| Eric Jones | 10/31/1987 |
| Everett Crawford | 11/9/1985 |

DEFENSIVE PLAYER OF THE WEEK

| | |
|-----------------|------------|
| Chase Garnham | 11/23/2013 |
| Caleb Azubike | 11/9/2013 |
| Andre Hal | 11/17/2012 |
| Walker May | 11/10/2012 |
| Trey Wilson | 9/17/2011 |
| Patrick Benoist | 10/4/2008 |
| Ryan Hamilton | 9/21/2008 |
| Patrick Benoist | 9/4/2008 |
| D.J. Moore | 10/20/2007 |
| Moses Osemwegie | 9/17/2005 |
| Matt Stewart | 11/11/2000 |
| Ainsley Battles | 10/24/1998 |
| Jamie Duncan | 11/9/1996 |
| Jamie Duncan | 9/7/1996 |
| Eric Vance | 10/15/1994 |
| Chris Gaines | 10/3/1987 |

SPECIALIST OF THE WEEK

| | |
|------------------|------------|
| Darrius Sims | 9/20/2014 |
| Carey Spear | 11/30/2013 |
| Carey Spear | 11/24/2012 |
| Carey Spear | 11/3/2012 |
| Richard Kent | 10/6/2012 |
| Brett Upson | 10/18/2008 |
| Brett Upson | 10/4/2008 |
| Brett Upson | 10/20/2007 |
| Bryant Hahnfeldt | 11/5/2005 |

FRESHMEN OF THE WEEK

| | |
|------------|------------|
| Paris Head | 11/23/2013 |
|------------|------------|

ASSOC. PRESS AWARDS

OFF. PLAYER OF THE YEAR

| | | |
|------|------------|----|
| 2005 | Jay Cutler | QB |
|------|------------|----|

DEF. PLAYER OF THE YEAR

| | | |
|------|--------------|----|
| 1997 | Jamie Duncan | LB |
|------|--------------|----|

FRESHMAN OF THE YEAR

| | | |
|------|---------------|-------|
| 2009 | Warren Norman | RB/RS |
|------|---------------|-------|

COACH OF THE YEAR

| | |
|------|---------------|
| 1991 | Gerry DiNardo |
| 1974 | Steve Sloan |

UPI AWARDS

COACH OF THE YEAR

| | |
|------|------------------|
| 1982 | George MacIntyre |
|------|------------------|

WALTER CAMP TROPHY NATL. PLAYER OF THE WEEK

| | |
|---------------|------------|
| Ryan Hamilton | 9/21/2008 |
| D.J. Moore | 10/20/2007 |

SEC COMMUNITY SERVICE TEAM

| | | |
|------|------------------|----|
| 2014 | Andrew East | SN |
| 2013 | Carey Spear | PK |
| 2012 | Andrew East | SN |
| 2011 | T.J. Greenstone | DT |
| 2010 | John Stokes | LB |
| 2009 | Myron Lewis | DB |
| 2008 | Reshard Langford | S |
| 2007 | George Smith | WR |
| 2006 | Chris Booker | DE |
| 2005 | Adrian Reif | S |
| 2004 | Robert Dinwiddie | DT |
| 2003 | Matt Clay | DT |
| 2002 | Brett Beard | DT |
| 2001 | Jim May | OG |
| 2000 | Nate Morrow | LB |
| 1999 | Todd Yoder | HB |
| 1998 | Todd Yoder | HB |
| 1997 | Anthony Azama | WR |

FRESHMAN ALL-AMERICA

SPORTING NEWS

| | | |
|------|--------------|----------|
| 2005 | Earl Bennett | 1st Team |
| 2002 | Jay Cutler | 3rd Team |
| 2002 | Kwane Doster | 3rd Team |
| 2002 | Greg Johnson | 1st Team |
| 2002 | M. Osemwegie | 3rd Team |
| 1999 | Rushen Jones | 3rd Team |
| 1997 | Ryan Aulds | 1st Team |

RIVALS.COM

| | | |
|------|-------------|----------|
| 2008 | Chris Marve | 1st Team |
|------|-------------|----------|

FOOTBALL WRITERS OF AMERICA

| | | |
|------|--------------|----------|
| 2013 | Andrew Jelks | 1st Team |
|------|--------------|----------|

HEISMAN TROPHY

| | | |
|------|-------------|-----|
| 1937 | Carl Hinkle | 7th |
|------|-------------|-----|

WOODEN CUP

| | | |
|------|----------------------|----|
| 2004 | Clark Lea (finalist) | FB |
|------|----------------------|----|

BIRMINGHAM TD CLUB

BACK OF THE YEAR

| | | |
|------|----------------|----|
| 2005 | Jay Cutler | QB |
| 1991 | Corey Harris | RB |
| 1987 | Eric Jones | QB |
| 1959 | Tom Moore | RB |
| 1955 | Charley Horton | RB |

LINEMAN OF THE YEAR

| | | |
|------|--------------|----|
| 1997 | Jamie Duncan | LB |
| 1995 | James Manley | DL |

SENIOR MVP

| | | |
|------|-------------|----|
| 1982 | Whit Taylor | QB |
|------|-------------|----|

SPECIALIST OF THE YEAR

| | | |
|------|--------------|-------|
| 2007 | Earl Bennett | WR/PR |
|------|--------------|-------|

ATLANTA TD CLUB

BACK OF THE YEAR

| | | |
|------|-----------|----|
| 1951 | Bill Wade | QB |
|------|-----------|----|

LINEMAN OF THE YEAR

| | | |
|------|-----------------|----|
| 1982 | Allama Matthews | OT |
|------|-----------------|----|

LAWRENCEBURG TD CLUB

FRESHMAN OF THE YEAR

| | | |
|------|----------------|---|
| 1989 | Chris Donnelly | S |
|------|----------------|---|

COMMODORES IN PRESEASON GAMES

SENIOR BOWL

| | | |
|------|-------------------|----|
| 2014 | Andrew East | SN |
| 2013 | Wesley Johnson | OL |
| 2013 | Kenny Ladler | S |
| 2013 | Jordan Matthews | WR |
| 2011 | Casey Hayward | CB |
| 2010 | Thomas Welch | OT |
| 2008 | Chris Williams | OT |
| 2006 | Jay Cutler | QB |
| 2005 | Justin Geisinger | OT |
| 1997 | Jamie Duncan | LB |
| 1997 | Corey Chavous | CB |
| 1994 | Gerald Collins | LB |
| 1991 | Corey Harris | RB |
| 1989 | Steve Law | CB |
| 1985 | Will Wolford | G |
| 1984 | Ricky Anderson | P |
| 1984 | Rob Monaco | OT |
| 1983 | Leonard Coleman | DB |
| 1982 | Jim Arnold | P |
| 1981 | Ken Hammond | G |
| 1979 | Preston Brown | WR |
| 1978 | Martin Cox | WR |
| 1975 | Jay Chesley | DB |
| 1973 | Doug Nettles | DB |
| 1970 | Bob Asher | OT |
| 1969 | Chip Healy | LB |
| 1968 | Bob Goodridge | WR |
| 1960 | Ben Donnell | C |
| 1960 | Tom Moore | RB |
| 1959 | George Deiderich | G |
| 1958 | Phil King | RB |
| 1956 | Tommy Harkins | E |
| 1955 | Bobby Goodall | G |
| 1953 | Bob Hines | E |
| 1953 | Ben Roderick | E |
| 1953 | Mickey Lakos | B |
| 1952 | Ted Kirkland | QB |
| 1952 | Bill Wade | E |
| 1952 | Bob Werckle | T |
| 1951 | Bucky Curtis | T |
| 1951 | Russ Faulkinberry | E |
| 1950 | Van Brown | G |
| 1950 | Carl Copp | T |
| 1950 | Herb Rich | RB |
| 1950 | Jamie Wade | QB |

EAST-WEST SHRINE BOWL

| | | |
|------|------------------|-------|
| 2013 | Andre Hal | CB |
| 2008 | Curtis Gatewood | DE/LB |
| 2008 | Jonathan Goff | LB |
| 2005 | Justin Geisinger | OG |
| 2000 | Matt Stewart | LB |
| 1997 | Antony Jordan | LB |
| 1991 | Kevin Brothen | C |
| 1984 | Kurt Page | QB |
| 1984 | Ricky Anderson | P/K |
| 1982 | Allama Matthews | TE |
| 1981 | Ken Hammond | QB |
| 1979 | Frank Mordica | RB |
| 1977 | Martin Cox | WR |
| 1975 | Barry Burton | TE |
| 1972 | Ken Stone | DB |
| 1970 | Karl Weiss | TE |
| 1968 | Chip Healy | LB |
| 1967 | Gary Davis | QB |
| 1951 | Bucky Curtis | E |
| 1925 | Gil Reese | QB |

NFLPA COLLEGIATE BOWL

| | | |
|------|----------------|-----|
| 2014 | Joe Townsend | C |
| 2014 | Kyle Woestmann | OLB |
| 2013 | Jordan Rodgers | QB |

DISCONTINUED PRESEASON GAMES

MAUI HULA BOWL

| | | |
|------|--------------------|----|
| 2002 | Hunter Hillenmeyer | LB |
| 2001 | Harold Lercius | S |
| 1995 | James Manley | DT |
| 1984 | Chuck Scott | WR |
| 1983 | Leonard Coleman | DB |
| 1977 | Martin Cox | WR |
| 1977 | Dennis Harrison | DT |
| 1975 | Barry Burton | TE |

BLUE-GRAY CLASSIC

| | | |
|------|------------------|----|
| 2001 | Pat Green | OT |
| 2001 | Nate Morrow | LB |
| 2001 | Greg Zolman | QB |
| 2000 | Elliott Carson | TE |
| 2000 | Matt Stewart | LB |
| 2000 | Jimmy Williams | CB |
| 1999 | Lamont Turner | LB |
| 1998 | Clay Condrey | OT |
| 1997 | Antony Jordan | LB |
| 1996 | Bill Marinangel | P |
| 1994 | Gerald Collins | LB |
| 1994 | Richard Saenz | C |
| 1992 | David Lawrence | P |
| 1991 | Kevin Brothen | C |
| 1991 | Corey Harris | RB |
| 1991 | Rod Keith | LB |
| 1989 | John Gromos | QB |
| 1989 | Renford Reese | CB |
| 1989 | DeMond Winston | LB |
| 1987 | Chris Gaines | LB |
| 1987 | Everett Crawford | RB |
| 1987 | Daryl Holt | C |
| 1986 | Carl Woods | RB |
| 1985 | Will Wolford | G |
| 1985 | Jim Popp | TE |
| 1984 | Rob Monaco | OT |
| 1984 | Jim Dralle | C |
| 1984 | Kurt Page | QB |
| 1984 | Chuck Scott | WR |
| 1983 | Steve Bearden | DE |
| 1983 | Bob O'Connor | LB |
| 1981 | Ken Hammond | G |
| 1979 | Preston Brown | WR |
| 1977 | Mike Birdsong | OT |
| 1977 | Dennis Harrison | DT |
| 1973 | Linc Fuge | OT |
| 1973 | Doug Nettles | DB |
| 1969 | Pat Toomay | DE |
| 1969 | Neal Smith | DB |
| 1968 | Mike Giltner | E |
| 1967 | Bob Goodridge | E |
| 1964 | Gary Hart | T |
| 1964 | Joe Graham | G |
| 1959 | Tom Moore | RB |
| 1958 | Boyce Smith | QB |
| 1958 | Ben Donnell | E |
| 1957 | Bob Laws | T |
| 1957 | Phil King | RB |
| 1957 | Pat Swan | T |
| 1954 | Bobby Goodall | G |
| 1954 | Buck Watson | T |
| 1948 | Ken Cooper | G |
| 1947 | John North | E |
| 1946 | Alf Satterfield | T |
| 1942 | Jack Jenkins | RB |
| 1941 | Bob Gude | C |
| 1941 | Bill Atkinson | G |
| 1940 | Maurice Holdgraf | T |
| 1939 | Marvin Franklin | E |
| 1939 | Ray Andrus | RB |

HONORS, ACADEMICS

VANDERBILT ATHLETICS HALL OF FAME

| Class of | Recipient | Position | Years at School |
|----------|--------------|-------------------|------------------|
| 2013 | Jamie Duncan | Linebacker | 1994-97 |
| 2011 | Carl Hinkle | Lineman | 1935-37 |
| 2010 | Bucky Curtis | Wide Receiver | 1947-50 |
| 2010 | Will Wolford | Offensive Lineman | 1982-85 |
| 2009 | Jim Arnold | Punter | 1979-82 |
| 2009 | Herb Rich | Running Back | 1946-49 |
| 2008 | John Hall | Lineman | 1951-54 |
| 2008 | Dan McGugin | Head Coach | 1904-17, 1919-34 |
| 2008 | Bill Wade | Quarterback | 1949-51 |

COLLEGE FOOTBALL HALL OF FAME VANDERBILT STUDENT-ATHLETES



CARL HINKLE
Center, 1935-37



BILL SPEARS
Quarterback, 1925-27



LYNN BOMAR
End, 1922-24



JOSH CODY
Tackle, 1914-16, 1919



JOHN J. TIGERT
Fullback, 1901-03

VANDERBILT COACHES, ADMINISTRATORS



DAN MCGUGIN
1904-17, 1919-34



RAY MORRISON
1915-52



JESS NEELY
1924-66



RED SANDERS
1940-42, 1946-58



HUNTER HILLENMEYER
National Scholar Athlete Award (2002 recipient)



JONATHAN GOFF
Vanderbilt SEC Legend (2014 honoree)

NATIONAL FOOTBALL FOUNDATION

NATIONAL SCHOLAR ATHLETE AWARD

| | | |
|------|--------------------|----|
| 2002 | Hunter Hillenmeyer | LB |
| 1989 | Andy McCarroll | LB |
| 1974 | Doug Martin | WR |
| 1961 | Wade Butcher | E |

HAMPSHIRE HONOR SOCIETY

| | | |
|------|-------------------|-------|
| 2015 | Andrew Bridges | OL |
| 2015 | Andrew East | SN |
| 2015 | Kyle Woestmann | DE/LB |
| 2014 | Fitz Lassing | FB/HB |
| 2013 | Jordan Rodgers | QB |
| 2011 | John Stokes | LB |
| 2008 | Hamilton Holliday | OL |
| 2007 | Ben Koger | S |

CoSIDA ACADEMIC ALL-AMERICANS

FIRST TEAM RECIPIENTS

| | | |
|------|--------------------|----|
| 2002 | Hunter Hillenmeyer | B |
| 1983 | Phil Roach | WR |
| 1977 | Greg Martin | K |
| 1975 | Damon Regen | LB |
| 1974 | Doug Martin | WR |
| 1968 | John Burns | DB |
| 1958 | Ben Donnell | C |

SECOND TEAM RECIPIENTS

| | | |
|------|-----------------|----|
| 1989 | Andy McCarroll | LB |
| 1988 | Andy McCarroll | FB |
| 1987 | Andy McCarroll | FB |
| 1987 | DeMond Winston | DE |
| 1984 | Bob Illes | TE |
| 1984 | Craig Yo | DB |
| 1974 | Scott Wingfield | DB |
| 1973 | Doug Martin | WR |
| 1954 | John R. Hall | G |

DISTRICT IV RECIPIENTS

| | | |
|------|--------------------|----|
| 2013 | Taylor Hudson | P |
| 2013 | Fitz Lassing | RB |
| 2010 | John Stokes | LB |
| 2010 | John Cole | WR |
| 2009 | Patrick Benoist | LB |
| 2009 | John Stokes | LB |
| 2008 | Patrick Benoist | LB |
| 2008 | John Stokes | LB |
| 2007 | Hamilton Holliday | OC |
| 2007 | Patrick Benoist | LB |
| 2006 | Ben Koger | S |
| 2004 | Justin Geisinger | OT |
| 2003 | Kenan Arkan | OT |
| 2002 | Hunter Hillenmeyer | LB |
| 1997 | Anthony Azama | WR |

AMERICAN FOOTBALL COACHES ASSOCIATION

AFCA-ALLSTATE GOOD WORKS

| | | |
|------|-------------|----|
| 2014 | Andrew East | SN |
| 2013 | Carey Spear | PK |

AFCA ACADEMIC AWARD

| | | |
|------|------------|----|
| 1994 | Eric Lewis | RB |
|------|------------|----|

VANDERBILT SEC LEGENDS

| | | | | | |
|------|------------------------|-----------|------|---------------------|---------|
| 2014 | Jonathan Goff, LB | 2004-07 | 2003 | Whit Taylor, QB | 1979-82 |
| 2013 | Jimmy Williams, CB/RS | 1997-2000 | 2002 | Jim Arnold, P | 1979-82 |
| 2012 | Hunter Hillenmeyer, LB | 1999-2002 | 2001 | Will Wolford, OT | 1982-85 |
| 2011 | Corey Harris, DB/RB | 1988-91 | 2000 | Herb Rich, HB | 1946-49 |
| 2010 | Corey Chavous, DB | 1994-97 | 1999 | Bob Werckle, Tackle | 1947-51 |
| 2009 | Jamie Duncan, LB | 1995-97 | 1998 | Charley Horton, HB | 1952-55 |
| 2008 | Shelton Quarles, LB | 1990-93 | 1997 | Bucky Curtis, End | 1947-50 |
| 2007 | Chuck Scott, WR/TE | 1981-84 | 1996 | John Hall, OL | 1951-54 |
| 2006 | Eric Jones, QB | 1986-88 | 1995 | Bob Asher, OT | 1967-69 |
| 2005 | Chris Gaines, LB | 1984-87 | 1994 | Bill Wade, QB | 1949-51 |
| 2004 | Boo Mitchell, WR | 1985-88 | | | |

ALL-SEC ACADEMIC RECIPIENTS

SOUTHEASTERN CONFERENCE ACADEMIC HONOR ROLL

In 1984, the SEC developed the Academic Honor Roll. It was adopted to recognize those athletes who had a 3.0 GPA (cumulative or during the past year) and earned a letter during the current season.

| | | | | | | | | | | | |
|------|----------------------|----|------|--------------------|----|------|--------------------|----|------|--------------------|-----|
| 2014 | Torey Agee | DL | 2012 | Fitz Lassing | TE | 2009 | Chris DeGeorge | TE | 2007 | Richard Kovalcheck | QB |
| 2014 | Nigel Bowden | LB | 2012 | Javon Marshall | S | 2009 | Davis Flowers | LB | 2007 | David Leinweber | DE |
| 2014 | Hunter Bowman | LB | 2012 | Walker May | DE | 2009 | Ryan Fowler | PK | 2007 | Nick Miller | SN |
| 2014 | Andrew Bridges | OL | 2012 | Austin Monohan | TE | 2009 | Jared Funk | QB | 2007 | Dominic Morais | LB |
| 2014 | Ryan Brockway | OL | 2012 | Steve Monk | WR | 2009 | David Giller | SN | 2007 | Sam Panke | DE |
| 2014 | Oren Burks | S | 2012 | Connor Morrison | SN | 2009 | T.J. Greenstone | DT | 2007 | Chris Reinert | WR |
| 2014 | Sean Dowling | OL | 2012 | Colt Nichter | DT | 2009 | Ryan Hamilton | S | 2007 | Alex Schultz | DB |
| 2014 | Andrew East | SN | 2012 | Trent Pruitt | WR | 2009 | Jared Hawkins | RB | 2007 | Steven Stone | DE |
| 2014 | Blake Fromang | TE | 2012 | Spencer Pulley | OL | 2009 | Tray Herndon | WR | 2007 | Ryan Vance | OL |
| 2014 | Josh Grady | WR | 2012 | Grant Ramsay | OL | 2009 | Josh Jelesky | DT | 2007 | David Whittington | DT |
| 2014 | Curtis Graves | WR | 2012 | Jordan Rodgers | QB | 2009 | Chris Johnson | LB | 2007 | Turner Wimberly | WR |
| 2014 | Alex Grecco | WR | 2012 | Eric Samuels | DB | 2009 | Reece Lovell | RB | 2006 | Mackenzi Adams | QB |
| 2014 | Josh Gregory | DB | 2012 | Steven Scheu | TE | 2009 | Gaston Miller | RB | 2006 | Josh Allen | CB |
| 2014 | Joe Hoffman | FB | 2012 | Carey Spear | PK | 2009 | Austin Monahan | TE | 2006 | Matt Bubis | FB |
| 2014 | Will Holden | OL | 2012 | Tristan Strong | LB | 2009 | Colt Nichter | DT | 2006 | Joel Caldwell | CB |
| 2014 | David Holtgrave | PK | 2012 | Patrick Sutton | LB | 2009 | Marc Panu | LB | 2006 | Thomas Carroll | PK |
| 2014 | Taylor Hudson | P | 2012 | Johnell Thomas | DE | 2009 | Chris Reinert | WR | 2006 | Josh Eames | OG |
| 2014 | Alex Hysong | DB | 2012 | John Townsley | QB | 2009 | John Stokes | LB | 2006 | Jonathan Goff | LB |
| 2014 | Andrew Jelks | OL | 2012 | Trey Wilson | DB | 2009 | Steven Stone | DE | 2006 | Ben Havrilesko | CB |
| 2014 | Wilson Johnson | SN | 2012 | Dillon van der Wal | TE | 2009 | Tristan Strong | LB | 2006 | Hamilton Holliday | C |
| 2014 | Chris Martin | FB | 2012 | Chase White | OL | 2009 | Dan Sutton | DB | 2006 | Patrick Johnson | PK |
| 2014 | Tommy Openshaw | PK | 2012 | Kyle Woestmann | DE | 2009 | Rich Tompkins | DB | 2006 | Kyle Keown | P |
| 2014 | Spencer Pulley | OL | 2011 | Brandon Barden | TE | 2009 | Udom Umoh | WR | 2006 | Merritt Kirchoffer | OG |
| 2014 | Patton Robinette | QB | 2011 | Andrew Bridges | OT | 2009 | Brett Upson | P | 2006 | Ben Koger | S |
| 2014 | Steven Scheu | TE | 2011 | John Cole | WR | 2009 | Duane Vaughn | DB | 2006 | Jeremy Lawson | LB |
| 2014 | Jacob Schultz | SN | 2011 | Reggie Ford | DB | 2009 | Bradley Vierling | C | 2006 | David Leinweber | DE |
| 2014 | Ralph Webb | RB | 2011 | Ryan Fowler | PK | 2009 | Alex Washington | WR | 2006 | Nick Miller | SN |
| 2013 | Torey Agee | DL | 2011 | T.J. Greenstone | DT | 2009 | Thomas Welch | OT | 2006 | Dom Morais | LB |
| 2013 | Scot Aiello | DB | 2011 | Josh Jelesky | OL | 2009 | Caleb Welchans | OT | 2006 | Adrian Reif | S |
| 2013 | Hunter Bowman | LB | 2011 | DeAndre Jones | LB | 2009 | Turner Wimberly | WR | 2006 | Chris Reinert | WR |
| 2013 | Andrew Bridges | OL | 2011 | Richard Kent | P | 2008 | Chris Aaron | OG | 2006 | Bill Robertson | P/K |
| 2013 | Austyn Carta-Samuels | QB | 2011 | Fitz Lassing | FB | 2008 | Mackenzi Adams | QB | 2006 | Leon Solimani | K |
| 2013 | Hasan Clayton | CB | 2011 | Taylor Loftley | DT | 2008 | Joshua Allen | CB | 2006 | Steven Stone | DE |
| 2013 | Andrew East | SN | 2011 | Chris Marve | LB | 2008 | Patrick Benoist | LB | 2006 | Ryan Vance | OL |
| 2013 | Josh Grady | QB | 2011 | Austin Monahan | TE | 2008 | Jake Bradford | TE | 2006 | Marlon White | WR |
| 2013 | Alex Grecco | WR | 2011 | Colt Nichter | DT | 2008 | Brandon Bryant | LB | 2005 | Marcus Buggs | LB |
| 2013 | Josh Gregory | DB | 2011 | Al Owens | LB | 2008 | Matt Bubis | HB | 2005 | Ron Bullock | RB |
| 2013 | Joseph Hoffman | FB | 2011 | Jordan Rodgers | QB | 2008 | Joel Caldwell | CB | 2005 | Jason Burns | WR |
| 2013 | Will Holden | OL | 2011 | Ryan Seymour | OL | 2008 | Thomas Carroll | H | 2005 | Jason Caldwell | WR |
| 2013 | Taylor Hudson | P | 2011 | Carey Spear | PK | 2008 | John Cole | WR | 2005 | David Carter | DE |
| 2013 | Alex Hysong | DB | 2011 | Zac Stacy | RB | 2008 | Ryan Custer | OG | 2005 | Richard Freeman | DE |
| 2013 | Andrew Jelks | OL | 2011 | Wesley Tate | WR | 2008 | Chris DeGeorge | TE | 2005 | Herdley Harrison | DE |
| 2013 | Fitz Lassing | HB | 2011 | Johnell Thomas | DE | 2008 | Derrius Dowell | DT | 2005 | Hamilton Holliday | C/G |
| 2013 | Javon Marshall | S | 2011 | Caleb Welchans | OL | 2008 | Davis Flowers | LB | 2005 | Patrick Johnson | PK |
| 2013 | Chris Martin | FB | 2011 | Trey Wilson | DB | 2008 | Jared Funk | QB | 2005 | Kyle Keown | P |
| 2013 | Walker May | DE | 2011 | Kyle Woestmann | DE | 2008 | T.J. Greenstone | DT | 2005 | Ryan King | OT |
| 2013 | Connor Morrison | SN | 2010 | Chris Aaron | OL | 2008 | Bryant Hahnfeldt | PK | 2005 | Ben Koger | S |
| 2013 | Trent Pruitt | WR | 2010 | Joey Bailey | OL | 2008 | Ryan Hamilton | S | 2005 | Dominic Morais | LB |
| 2013 | Spencer Pulley | OL | 2010 | Brandon Barden | TE | 2008 | Jared Hawkins | RB | 2005 | Andrew Pace | CB |
| 2013 | Grant Ramsay | OL | 2010 | Charles Byrge | WR | 2008 | Josh Jelesky | DE | 2005 | Adrian Reif | S |
| 2013 | Patton Robinette | QB | 2010 | Matt Casas | QB | 2008 | Jeff Jennings | TB | 2005 | Cheron Thompson | CB |
| 2013 | Steven Scheu | TE | 2010 | John Cole | WR | 2008 | Chris Johnson | LB | 2005 | Otis Washington | LB |
| 2013 | Carey Spear | PK | 2010 | Reggie Ford | DB | 2008 | David Leinweber | DE | 2004 | Kenan Arkan | OT |
| 2013 | Dane Stubbs | DB | 2010 | Ryan Fowler | PK | 2008 | Myron Lewis | CB | 2004 | Eric Byrum | LB |
| 2013 | Wesley Tate | RB | 2010 | Eric Frieman | PK | 2008 | Nick Miller | SN | 2004 | Jason Caldwell | WR |
| 2013 | Will Trepp | OL | 2010 | Tim Fugger | DE | 2008 | Austin Monahan | TE | 2004 | Matt Clay | DT |
| 2013 | Dillon van der Wal | TE | 2010 | Jared Funk | QB | 2008 | Chris Reinert | WR | 2004 | Robert Dinwiddie | DT |
| 2013 | Trey Wilkins | WR | 2010 | David Giller | SN | 2008 | Will Parker Roe | DB | 2004 | Dustin Dunning | TE |
| 2013 | Kellen Williams | FB | 2010 | T.J. Greenstone | DT | 2008 | Alex Schultz | DB | 2004 | Justin Geisinger | OT |
| 2012 | Scot Aiello | DB | 2010 | Josh Jelesky | DT | 2008 | George Smith | WR | 2004 | Abtin Iranmanesh | P |
| 2012 | Hunter Bowman | LB | 2010 | DeAndre Jones | LB | 2008 | John Stokes | LB | 2004 | Patrick Johnson | PK |
| 2012 | Andrew Bridges | OL | 2010 | Richard Kent | P | 2008 | Steven Stone | DE | 2004 | Ryan King | OT |
| 2012 | Hasan Clayton | RB | 2010 | Rob Lohr | DT | 2008 | Rich Tompkins | DB | 2004 | Ben Koger | S |
| 2012 | John Cole | WR | 2010 | Reece Lovell | RB | 2008 | Brett Upson | P | 2004 | Clark Lea | FB |
| 2012 | Ryan Fowler | PK | 2010 | Austin Monahan | TE | 2008 | Ryan Vance | OG | 2004 | Marty Morgan | LB |
| 2012 | Josh Grady | WR | 2010 | Colt Nichter | DT | 2008 | Duane Vaughn | DB | 2004 | Kelechi Ohanaja | S |
| 2012 | Josh Gregory | DB | 2010 | Al Owens | S | 2008 | Bradley Vierling | C | 2004 | Andrew Pace | S |
| 2012 | Daniel Hagaman | WR | 2010 | Conrad Quiros | SN | 2008 | Alex Washington | WR | 2004 | Lorenzo Parker | CB |
| 2012 | Taylor Hudson | P | 2010 | Kennard Reeves | RB | 2008 | Turner Wimberly | WR | 2004 | Adrian Reif | S |
| 2012 | Alex Hysong | DB | 2010 | Jordan Rodgers | QB | 2007 | Mackenzi Adams | QB | 2004 | Leon Solimani | PK |
| 2012 | Josh Jelesky | OL | 2010 | Adam Smotherman | DT | 2007 | Bo Baggarley | LB | 2004 | Ronnie Swoopes | S |
| 2012 | Mason Johnston | TE | 2010 | John Stokes | LB | 2007 | Patrick Benoist | LB | 2004 | Matt Tant | FB |
| 2012 | Richard Kent | P | 2010 | Udom Umoh | WR | 2007 | Matt Bubis | FB | 2004 | Cheron Thompson | CB |
| | | | 2010 | Duane Vaughn | DB | 2007 | Marcus Buggs | LB | 2003 | Kenan Arkan | OT |
| | | | 2010 | Caleb Welchans | OL | 2007 | Thomas Carroll | PK | 2003 | Shawn Bercuson | PK |
| | | | 2010 | Walt Wepfer | DB | 2007 | Josh Eames | OG | 2003 | Jason Bourque | TB |
| | | | 2009 | Chris Aaron | OL | 2007 | Jared Fagan | DB | 2003 | Curtis Brancheau | TE |
| | | | 2009 | Mackenzi Adams | QB | 2007 | Jared Funk | QB | 2003 | Zeke Brandon | FB |
| | | | 2009 | Bo Baggarley | LB | 2007 | Jonathan Goff | LB | 2003 | Pat Brunner | LB |
| | | | 2009 | Patrick Benoist | LB | 2007 | Justin Green | TE | 2003 | Eric Byrum | LB |
| | | | 2009 | Charlie Byrge | WR | 2007 | Ryan Hamilton | S | 2003 | Jason Caldwell | WR |
| | | | 2009 | Joel Caldwell | S | 2007 | Hamilton Holliday | C | 2003 | Matt Clay | DT |
| | | | 2009 | John Cole | WR | 2007 | Chris Johnson | LB | 2003 | Jason Daniels | SN |
| | | | 2009 | Ryan Custer | OL | 2007 | Merritt Kirchoffer | OG | 2003 | Robert Dinwiddie | DL |

ALL-SEC ACADEMIC RECIPIENTS

| | | | | | | | | | | | |
|------|--------------------|----|------|-------------------|----|------|---------------------|-----|------|----------------|----|
| 2003 | Justin Geisinger | OT | 2000 | Brian Taylor | CB | 1990 | Thor Erikson | G | 1969 | Noel Stahl | DE |
| 2003 | Nick Getter | TE | 2000 | Steve Trese | DE | 1990 | Brett Hayes | FB | 1968 | Dave Strong | WR |
| 2003 | Herdley Harrison | LB | 2000 | Benji Walker | QB | 1990 | Hubert Jordan | C | 1968 | John Burns | DB |
| 2003 | Abtin Iranmanesh | P | 2000 | Rodney Williams | RB | 1990 | Jeff Owens | K/P | 1965 | Steve Skupas | TE |
| 2003 | Patrick Johnson | PK | 2000 | Greg Zolman | QB | 1990 | Royce Risser | LB | 1965 | Phil Brooks | S |
| 2003 | Ryan King | OT | 1999 | Jeff Barnett | C | 1990 | Joel Walker | DT | 1964 | Lance Spalding | RB |
| 2003 | Ben Koger | SS | 1999 | Brooks Collins | DB | 1989 | Johnny Clark | K | 1964 | Wilford Fuqua | G |
| 2003 | Clark Lea | FB | 1999 | J.P. Fougousse | OL | 1989 | John Gromos | QB | 1962 | Jule Crocker | C |
| 2003 | Norval McKenzie | TB | 1999 | Pat Green | OL | 1989 | Brett Hayes | WR | 1961 | Wade Butcher | E |
| 2003 | Marty Morgan | LB | 1999 | Andy Kerr | RB | 1989 | Mark Kubow | TE | 1959 | Tom Moore | RB |
| 2003 | Dan Murphy | TE | 1999 | Ethan McDaniel | WR | 1989 | Andy McCarroll | LB | 1959 | Lewis Akin | E |
| 2003 | Andrew Pace | FS | 1999 | Jared McGrath | RB | 1989 | John Newman | WR | 1958 | Billy Grover | G |
| 2003 | Jordan Pettit | OL | 1999 | Ryan McSwain | OL | 1989 | Charles Pierson | G | 1958 | Ben Donnell | C |
| 2003 | Greg Robson | OL | 1999 | Nate Morrow | LB | 1989 | Joel Walker | DT | 1956 | Lucian Tatum | G |
| 2003 | Matthew Tant | FB | 1999 | Darren Rothenberg | G | 1989 | DeMond Winston | LB | 1955 | Jim Cunningham | C |
| 2003 | Benji Walker | QB | 1999 | Michael Saltsman | G | 1988 | Andy McCarroll | FB | 1955 | Don Hunt | FB |
| 2002 | Mike Adam | FB | 1999 | Jason Shields | WR | 1988 | DeMond Winston | LB | 1954 | Pete Williams | G |
| 2002 | Kenan Arkan | OT | 1999 | Matt Stewart | LB | 1988 | Kevin Dowling | OT | | | |
| 2002 | Curtis Brancheau | TE | 1999 | Steve Trese | DL | 1988 | Johnny Clark | K | | | |
| 2002 | Eric Byrum | LB | 1999 | Lamont Turner | LB | 1988 | John Fouts | G | | | |
| 2002 | Jamie Byrum | C | 1999 | Diek VanNort | LB | 1988 | Brent Turner | DE | | | |
| 2002 | Jason Caldwell | WR | 1999 | Greg Zolman | QB | 1988 | Joel Walker | DE | | | |
| 2002 | M.J. Garrett | WR | 1998 | Jeff Barnett | C | 1988 | Tom Fitz | WR | | | |
| 2002 | Nick Getter | TE | 1998 | Rahim Batten | S | 1988 | John Gromos | QB | | | |
| 2002 | Justin Giboney | S | 1998 | Jamail Carter | S | 1988 | Charles Pierson | G | | | |
| 2002 | Gregg Gulinson | PK | 1998 | Brook Collins | S | 1988 | John Newman | RB | | | |
| 2002 | Hunter Hillenmeyer | LB | 1998 | David Coppeans | OT | 1987 | Andy McCarroll | FB | | | |
| 2002 | Mike Martin | S | 1998 | Alvin Duke | RB | 1987 | John Fouts | G | | | |
| 2002 | Aaron McWhorter | DB | 1998 | J.P. Fougousse | OT | 1987 | Tom Fitz | WR | | | |
| 2002 | Chris Mitacek | FB | 1998 | Alphonso Harvey | DT | 1987 | Johnny Clark | K | | | |
| 2002 | Marty Morgan | LB | 1998 | Andrew Kerr | RB | 1987 | DeMond Winston | DE | | | |
| 2002 | Dan Murphy | TE | 1998 | Domonick Koger | CB | 1987 | Brent Turner | LB | | | |
| 2002 | Jordan Pettit | OG | 1998 | Ryan McSwain | C | 1987 | Torrey Price | DB | | | |
| 2002 | Jonathan Shaub | S | 1998 | Jason Smith | DT | 1987 | Charles Pierson | G | | | |
| 2002 | Tom Simone | TE | 1998 | Brett Speakman | K | 1986 | Tom Fitz | WR | | | |
| 2002 | Dan Stricker | WR | 1998 | Matt Stewart | LB | 1986 | John Fouts | DT | | | |
| 2002 | Benji Walker | QB | 1998 | Brian Taylor | DB | 1986 | Chris Gaines | LB | | | |
| 2002 | Doug Wolford | LB | 1998 | Steve Trese | DL | 1986 | Alan Herline | K | | | |
| 2001 | Mike Adam | LB | 1998 | Lamont Turner | LB | 1986 | Brent Turner | LB | | | |
| 2001 | Jamie Byrum | C | 1998 | Diek VanNort | LB | 1986 | Mark Wracher | QB | | | |
| 2001 | Duncan Cave | OG | 1998 | Jamie Watkins | S | 1985 | Tom Fitz | WR | | | |
| 2001 | Wally Conyers | DE | 1998 | Shawn Wilson | G | 1985 | Alan Herline | K | | | |
| 2001 | Chuck Folino | K | 1997 | Jim Anguiano | G | 1985 | Mark Herrmann | OT | | | |
| 2001 | Andrew Gardella | LB | 1997 | Anthony Azama | WR | 1985 | Jeff Holt | S | | | |
| 2001 | Nick Getter | TE | 1997 | Jeff Barnett | C | 1985 | Richard Stahl | DE | | | |
| 2001 | Justin Giboney | S | 1997 | Rahim Batten | S | 1985 | Brent Turner | LB | | | |
| 2001 | Patrick Green | OT | 1997 | Jamail Carter | QB | 1985 | Mark Wracher | QB | | | |
| 2001 | Jordan Hill | OT | 1997 | David Coppeans | G | 1985 | Craig Yokley | DB | | | |
| 2001 | Hunter Hillenmeyer | LB | 1997 | Alphonso Harvey | DT | 1984 | Craig Yokley | DB | | | |
| 2001 | Harold Lercius | S | 1997 | Will Jacobs | OT | 1984 | Chuck Scott | WR | | | |
| 2001 | Mike Martin | S | 1997 | Derrick May | G | 1984 | Wade Smith | C | | | |
| 2001 | Jim May | OG | 1997 | Brett Speakman | K | 1984 | John Bell Whitesell | RB | | | |
| 2001 | Ethan McDaniel | CB | 1997 | Jamie Watkins | S | 1984 | Bob Illes | TE | | | |
| 2001 | Chris Mitacek | RB | 1996 | Rosevelt Noble | S | 1984 | Tom Burson | DB | | | |
| 2001 | Nate Morrow | LB | 1996 | Anthony Azama | CB | 1984 | Steve McCoy | LB | | | |
| 2001 | Ryan Nungesser | DE | 1996 | Matt Schuckman | DT | 1983 | Phil Roach | WR | | | |
| 2001 | Tim Olmstead | QB | 1996 | Brett Speakman | K | 1983 | Chuck Scott | TE | | | |
| 2001 | Jordan Pettit | OG | 1995 | Anthony Azama | CB | 1982 | John Clemens | DE | | | |
| 2001 | Justin Purkey | S | 1995 | Robert Couch | OT | 1982 | Phil Roach | WR | | | |
| 2001 | Tyson Radtke | WR | 1995 | Rosevelt Noble | CB | 1982 | Whit Taylor | QB | | | |
| 2001 | Juan Rojas | RB | 1995 | Kenny Simon | WR | 1981 | Joey Hancock | C | | | |
| 2001 | Jonathan Shaub | S | 1994 | Gabe Banks | WR | 1980 | Flavious Smith | TE | | | |
| 2001 | Tom Simone | TE | 1994 | Charles Fant | WR | 1979 | Tommy Woodroof | OT | | | |
| 2001 | Dan Stricker | WR | 1994 | Eric Lewis | FB | 1978 | Tommy Woodroof | OT | | | |
| 2001 | Benji Walker | QB | 1994 | Chris Ryals | S | 1978 | Tim English | DL | | | |
| 2001 | Rodney Williams | RB | 1994 | Kenny Simon | WR | 1978 | Kenny Cole | DL | | | |
| 2001 | Doug Wolford | LB | 1994 | Sanford Ware | WR | 1978 | Randy Sittason | LB | | | |
| 2001 | Greg Zolman | QB | 1993 | Robert Couch | TE | 1978 | Roger Alsup | P | | | |
| 2000 | Bara Cola | FB | 1993 | Tor Dixon | CB | 1977 | Dennis Harrison | DT | | | |
| 2000 | Andrew Gardella | LB | 1993 | Eric Lewis | WR | 1977 | Greg Martin | K | | | |
| 2000 | Nick Getter | TE | 1993 | Chris Ryals | S | 1976 | Dennis Harrison | DT | | | |
| 2000 | Pat Green | OT | 1993 | Aaron Smith | S | 1976 | Tim English | NT | | | |
| 2000 | Hunter Hillenmeyer | LB | 1993 | Nizam Walter | S | 1975 | Damon Regen | LB | | | |
| 2000 | Harold Lercius | S | 1992 | Rob Chura | K | 1975 | Matt Gossage | OT | | | |
| 2000 | Mike Martin | S | 1992 | Eric Dahlberg | OT | 1974 | Doug Martin | WR | | | |
| 2000 | Jared McGrath | RB | 1992 | Eric Lewis | WR | 1974 | Scott Wingfield | S | | | |
| 2000 | Ryan McSwain | DL | 1992 | Nizam Walter | S | 1973 | Doug Martin | WR | | | |
| 2000 | Nate Morrow | LB | 1992 | Eric Weir | WR | 1972 | L.T. Southall | G | | | |
| 2000 | Darren Rothenberg | G | 1991 | Derrick Gragg | WR | 1972 | Doug Martin | WR | | | |
| 2000 | Michael Saltsman | G | 1991 | Jeff Owen | K | 1970 | Jim Cunningham | TE | | | |
| 2000 | Jonathan Shaub | S | 1991 | Royce Risser | LB | 1970 | Bill Young | FB | | | |
| 2000 | Jason Shields | WR | 1991 | Alan Young | DT | 1970 | John Burns | DB | | | |
| 2000 | Tom Simone | TE | 1990 | Robbie Chura | K | 1969 | Dave Strong | WR | | | |

SEC FRESHMEN ACADEMIC HONOR ROLL

| | | |
|---------|--------------------|-------|
| 2014-15 | Khari Blasingame | LB |
| 2014-15 | Trey Ellis | WR/PR |
| 2014-15 | Wade Freebeck | QB |
| 2014-15 | Bailey Granier | OL |
| 2014-15 | Ty Herndon | CB |
| 2014-15 | Nifae Lealao | DL |
| 2014-15 | Hayden Lekacz | PK |
| 2014-15 | Dallas Rivers | RB |
| 2014-15 | Caleb Scott | WR |
| 2014-15 | Shawn Stankavage | QB |
| 2014-15 | Davis Winkie | SN |
| 2013-14 | Nigel Bowden | LB |
| 2013-14 | Sean Dowling | OL |
| 2013-14 | Tommy Openshaw | PK |
| 2012-13 | Patton Robinette | QB |
| 2011-12 | Josh Grady | WR |
| 2011-12 | Steven Scheu | TE |
| 2011-12 | Dillon van der Wal | TE |
| 2010-11 | Fitz Lassing | FB |
| 2010-11 | Andrew Bridges | OL |
| 2010-10 | Mason Johnston | TE |
| 2008-09 | John Cole | WR |
| 2008-09 | Josh Jelesky | TE |
| 2007-08 | Austin Monahan | TE |
| 2007-08 | John Stokes | LB |
| 2006-07 | Patrick Benoist | LB |
| 2005-06 | Thomas Carroll | PK |
| 2005-06 | Jeremy Lawson | DB |
| 2005-06 | David Leinweber | DL |
| 2005-06 | Nick Miller | SN |
| 2005-06 | Chris Reinert | WR |
| 2005-06 | Steven Stone | DE |
| 2004-05 | Hamilton Holliday | OL |
| 2004-05 | Dominic Morais | LB |
| 2002-03 | Scott Bridgman | DB |
| 2002-03 | Patrick Johnson | PK |
| 2002-03 | Andrew Pace | S |

VANDERBILT UNIVERSITY

Vanderbilt, founded 142 years ago by a \$1 million gift by Commodore Cornelius Vanderbilt, is one of the nation's leading institutions of higher learning, a mid-size, private comprehensive research university that emphasizes undergraduate learning and living experiences.

Members of the 2015 undergraduate student body, including Vanderbilt student-athletes, are outstanding academic achievers and active participants in the campuses' many organizations and activities. They also compose the most diverse enrollment ever as Vanderbilt continues to attract students from many ethnic, cultural, socio-economic, geographic and religious backgrounds.

Since its inception, the university has taken great pride in the quality of education – and quality of life – its students enjoy. Each of the four undergraduate colleges – College of Arts and Science, School of Engineering, Blair School of Music and Peabody College – attracts students with varying goals and dreams.

At Vanderbilt, professors know their students' names and take an interest in students' ideas. Recognized globally for their research and scholarship prowess, faculty members believe in the importance of balancing professional pursuits with classroom instruction, and they value their relationships with students. Some of the world's leading scholars teach at Vanderbilt, helping students develop an academic program that meets individual objectives, and they encourage students to enhance primary areas of study by choosing among hundreds of elective courses, course-related internships, off-campus study and accelerated degree programs.



VANDERBILT FACTS

- Undergraduate enrollment - 6,851
- Graduate enrollment - 5,835
- Full-time faculty - 3,742
- 25,000 university employees
- 330-acre scenic campus located just west of downtown Nashville
- Campus includes 252 buildings
- More than 135,000 living alumni; 21,500 reside in Nashville

Through the Honor Code, student-directed service opportunities and campus programs, undergrads also consider moral and ethical issues and put the many facets of their lives into a personal framework of values.

At Vanderbilt, the big material resources are in place: beautiful grounds and buildings, well-equipped classrooms and labs, modern options for housing, and ample athletic and recreational facilities. Off campus, undergrads have all the urban conveniences offered by one of America's most vibrant cities, the Tennessee capital city of Nashville.

Though located within walking distance of downtown activities, the quality of Vanderbilt life is reflected in much smaller, less public ways – attending a Commodore sporting event, researching papers, running into friends while walking on campus, or grabbing a late-night snack.



In 2014, Warren and Moore college halls opened on the main campus, adding to Vanderbilt's reputation for unique, on-campus living experiences for its students.



WARREN, MOORE COLLEGE HALLS ADD TO RARE ON-CAMPUS LIVING EXPERIENCES FOR UNDERGRADS

Vanderbilt's national reputation of providing students with a remarkable on-campus living experience were enhanced in 2014 with the christening of the beautiful Warren and Moore residential college halls.

Warren and Moore college halls, each accommodating nearly 330 upper-class students, are located on the university's scenic main campus directly across from historic Kirkland Hall. A mixture of sophomores, juniors and seniors – to be led by a faculty director and two graduate students in residence – call Warren and Moore home during the academic year.

The signatures of a two-year College Halls of KISSAM construction project, Warren and Moore halls join The Martha Rivers Ingram Commons as elite on-campus living and learning experiences on the American higher education landscape. The Ingram Commons, opened in 2007 and home to Vanderbilt's entire first-year population, consists of 10 modern residential "houses" and a Commons Center located in the southeast quadrant of Vanderbilt, on its Peabody campus.

The Ingram Commons also was showcased in October 2008 when ESPN selected the site as its location for the popular *College Football GameDay* broadcast prior to airing Vanderbilt's victory over Auburn on campus.



In 2008, ESPN aired its popular College GameDay Show from The Ingram Commons.

When the 'Dores succeed in competition, Willie Geist shows his pride as a co-host of NBC's popular "Today" show.



NOTABLE VANDERBILT ALUMNI ACROSS THE NATION



MLB pitcher David Price uniquely shows his support for Vanderbilt football.

Vanderbilt alumni are having a positive impact on the nation.

Vanderbilt's alumni are leaders in their chosen fields, including sports, business, engineering, science and medicine, public service, entertainment, and education.

In sports, Vanderbilt grads are more abundant than ever: **Brandt Snedeker**

is the 2012 PGA Tour FedEx Cup champion and 2015 tour winner; **David Price**, **Sonny Gray** and **Pedro Alvarez** are among Major

League Baseball's biggest stars; Sports Illustrated's **Lee Jenkins** scooped the world last year by penning LeBron James' return to Cleveland; **Buster Olney** is ESPN's top baseball analyst; and **Skip Bayless** is an opinionated morning co-host on ESPN's *First Take*.

On the set of NBC Studios in New York, **Willie Geist** co-anchors *The Today Show*. Suspense enthusiasts gobble up the newest thriller by best-selling writer **James Patterson**.

In Washington, **Lamar Alexander** is one of the nation's most effective leaders as Tennessee's senior senator. Rear Admiral **Nora Tyson** commands America's newest aircraft carrier. Economist and Nobel Peace Prize winner **Muhammad Yunus** is taking his community-based Grameen Bank concept across the globe from Bangladesh.

And in the fields of enterprise and technology, **Dr. Thomas Frist Jr.**, **Cal Turner Jr.**, **Arthur Hancock**, **Bill Samuels Jr.**, and **John Ingram** are just a few of many alums regarded as leaders of industry and commerce.



SI's Lee Jenkins



ESPN's Buster Olney



Since winning the 2012 PGA Tour FedEx Cup, alum Brandt Snedeker has represented the U.S. in the Ryder Cup. He has seven PGA Tour career wins.

CHANCELLOR ZEPPOS



Chancellor Zeppos addresses a distinguished audience on campus.

Chancellor Nicholas S. Zeppos was raised in Milwaukee, Wisconsin, where he spent many an afternoon watching the great Hank Aaron of the Braves slug home runs in the old County Stadium.

Named Vanderbilt's eighth chancellor in 2008, Zeppos has taken a keen interest in athletics at Vanderbilt during his more than two decades at the University. Zeppos' appreciation for athletics and his commitment to the success of the Commodores was on frequent display in the last year, including being among the first to extend congratulations to the women's tennis national champions and to the baseball team on back-to-back College World Series appearances and the 2014 NCAA title. In addition, Zeppos presided over the Southeastern Conference annual meeting where Greg Sankey was introduced as the conference's new commissioner, replacing the legendary Mike Slive.

"I don't do the operations," Zeppos said. "I don't call the plays. I don't throw the passes. I see my job as simply trying to do whatever I can to support all of the talented people who do these things."

This support has included the endorsement of an athletics capital improvement plan that has surpassed \$60 million, which orchestrates efforts to improve the student experience for athletes and assists with recruiting.



Zeppos participates in the March 2015 press conference announcing Greg Sankey, second from left, as the SEC's eighth commissioner. Joining Sankey and Zeppos are two legends from the league, outgoing commissioner Mike Slive, left, and Roy Kramer, the former Vanderbilt Athletics Director who served as SEC commissioner from 1990-2002.

"One thing I consider the ultimate compliment is when a coach calls me and says, 'I've got a couple of recruits here. Could you meet them?'"

A distinguished legal scholar, teacher and executive, Zeppos served from 2002 to February 2008 as Vanderbilt's chief academic officer, overseeing the University's undergraduate, graduate, and professional education programs and research in liberal arts and sciences, engineering, music, education, business, law and divinity. As provost and vice chancellor, he chaired Vanderbilt's budgeting and capital planning council, as well as oversaw the dean of students and dean of admissions.

Zeppos has led a number of important initiatives at Vanderbilt, including the planning process for The Ingram Commons, a landmark transformation of the first-year experience; the recent university-wide strategic planning process; innovative efforts in undergraduate admissions and financial aid; and the development of new programs in Jewish studies, law and economics and genetics, among others.

In a bold move to strengthen Vanderbilt's commitment to admitting undergraduates on the basis of accomplishment and achievement, rather than their ability to pay, Zeppos significantly expanded the financial aid program in 2009. By replacing undergraduate, need-based loans with grant and scholarship assistance, the University opened its doors wider to highly talented and qualified students of all economic, cultural and geographical backgrounds. The expanded aid program is funded by a combination of strategic budget allocations and gifts from thousands of generous donors to the current Opportunity Vanderbilt campaign.

Zeppos was recognized with five teaching awards at the law school before serving as an associate dean, associate provost, and provost and vice chancellor for academic affairs. He also served as interim chancellor for eight months prior to being formally appointed as Vanderbilt's eighth chancellor on March 1, 2008.

Zeppos is the president of the Southeastern Conference.

He also serves on the National Security Higher Education Advisory Board; the Foundation for Educational Exchange Between Canada and the United States of America (Fulbright Canada) Board of Directors; and as co-chair of the Senate-appointed Task Force on Government Regulation of Higher Education.

From 1982 to 1987, Zeppos practiced law in Washington, D.C., at the United States Department of Justice and at Wilmer, Cutler & Pickering, where he specialized in appellate litigation involving complex regulatory, statutory and constitutional matters.


Zeppos is a 1979 magna cum laude graduate of the University of Wisconsin Law School, where he served as editor-in-chief of the Wisconsin Law Review and was selected as the outstanding graduate of his class. He studied history during his undergraduate years at the university, where he was a 1976 Phi Beta Kappa graduate.

He is married to Lydia A. Howarth, a graduate of the University of Chicago and Lawrence University. They have two sons, Benjamin and Nicholas.



Zeppos and Derek Mason share a moment prior to Mason being announced as Vanderbilt's 28th head coach.

ATHLETICS DIRECTOR WILLIAMS



Since 2003, David Williams II has guided the Commodores into arguably the "Golden Era" of Vanderbilt athletics as the university's Director of Athletics.

Williams ranks among the university's most prominent leaders, serving in numerous capacities since arriving in Nashville in 2000. Aside from his role in McGugin Center, Williams holds the titles of Vice Chancellor for University Affairs and Athletics and law professor at Vanderbilt. He also is active with the SEC and NCAA in matters of negotiations, reforms, enforcements and planning.

Williams has placed his stamp on the program, and has positioned Vanderbilt Athletics among the nation's most innovative in the nation and he has also directed the Commodores into national prominence. Under his leadership, a state-of-the-art multipurpose indoor complex opened in November 2013 featuring a football practice field and 300-meter indoor track. And, in little more than a year, he has witnessed Vanderbilt teams win the NCAA women's tennis crown this May and the College World Series in 2014.

The cumulative grade point average for Vanderbilt student-athletes has continued to improve through Williams' tenure, reaching its highest level in more than two decades. Competitive successes, such as a school-record three straight bowl appearances from 2011-13, and recent SEC titles in baseball, women's cross country and women's golf, are becoming an expectation on campus. Individual accomplishment has been increasing, with 15 Vanderbilt athletes being selected in the first round of their respective professional drafts in the last 10 years.

In addition to the hiring of Derek Mason, Williams also demonstrated his leadership within the Vanderbilt program by orchestrating successful searches for exceptional coaches to guide Commodore sports. In recent months, he attracted highly regarded Darren Ambrose from the University of Pennsylvania to direct the women's soccer program. In 2012, Williams also directed the search for men's golf coach Scott Limbaugh, who has since led the team to consecutive NCAA Championship appearances. Williams has kept top coaches and staffs on campus. Recently, he orchestrated extensions for baseball coach Tim Corbin and men's tennis coach Ian Duvenhage.

Williams has addressed numerous facility upgrades, including an extensive refurbishing of Vanderbilt Stadium and football locker rooms, expansion of Hawkins Field, addition of new tennis courts and amenities at Brownlee O. Currey Tennis Center and renovations in Memorial Gym, the Hendrix Room and the McGugin Center.

An initiative to allow more overseas travel and study for Vanderbilt student-athletes also has become reality during Williams' tenure. Two years ago, 21 athletes ventured to Tanzania during the summer of 2013 for a 10-day service trip to bring shoes to underprivileged communities in Africa in conjunction with Soles4Souls. The partnership continued this summer with another community service effort to Costa Rica. More students within Vanderbilt's athletic community also are studying abroad, with football members Ralph Webb and Chris Martin recently traveling to Australia's Gold Coast and Great Barrier Reef.

In association with Vanderbilt Athletics, Williams has served as a member of the SEC team that negotiated past ESPN and CBS television partner contracts. Williams also serves as Chair of the NCAA Infraction Appeals Committee and was a member of the NCAA Enforcement Working Group.

Williams joined Vanderbilt from The Ohio State University in 2000 as Vice Chancellor, General Counsel and University Secretary. His role expanded to Vanderbilt Athletics in 2002.

Williams served numerous administrative roles at Ohio State over 14 years. When he accepted the Vanderbilt role, Williams was Vice President of Student and Urban/Community Affairs and Professor of Law at Ohio State.

A native of Detroit, Williams received a Bachelor of Science in Social Science and Master of Arts in Education from Northern



Williams and Vanderbilt Chancellor Nick Zeppos share a light moment while addressing Nashville media members.

Michigan University, where he ran track. He also earned a Master of Business Administration and a Doctor of Jurisprudence from the University of Detroit, and an L.L.M. in taxation from New York University. Before entering law school, Williams spent 10 years as a teacher and coach in Detroit's public school system.

Williams has taught at the law schools of the University of Detroit, Capital University, Ohio State and Vanderbilt, and twice directed the Ohio State Law Program in Oxford, England. He was elected outstanding law professor at both the University of Detroit and The Ohio State University.

Williams is active in the Greater Nashville area community, serving as a board member with several organizations.

Currently, Williams is serving a second term on Nashville Mayor Karl Dean's Procurement Standards Board. He is also a former two-term member of the Nashville branch of the Atlanta Federal Reserve Board.


Williams and his wife, Gail, have four children: Erika, who is a grade school teacher in Detroit and graduate of Eastern Michigan University; David Williams III, who is a two-time graduate of Bowling Green State University and is an academic counselor at Michigan State where he recently earned his doctorate; Samantha, a Brown University graduate and swimmer who is a second-year law student at Vanderbilt Law School after working for U.S. Senator Lamar Alexander; and Nick, who was named a scholar athlete as a freshman and sophomore member of the High Point (N.C.) University track team. Nick graduated from University School of Nashville where he was selected as 2012-13 co-Athlete of the Year.

Williams' wife, Gail, is a graduate of the University of Michigan and the University of Detroit College of Law and serves as the Associate Director of Community Relations of Vanderbilt. She is a past president and current board member of the University School of Nashville Board of Trustees and is the past Chair of the Metro Transit Authority where she continues to serve as a board member. In addition, Gail serves on the Boards of many non-profit organizations, including The Frist Center, The Women's Fund Advisory Board, the YWCA and TPAC.



Williams poses with Vanderbilt student-athletes graduating last May. They are, from left, Irina Gabasa (golf), Gonzales Austin, Suresh Eswaran and Jeffrey Offerdahl (tennis) and Kendall Martindale (golf).

ATHLETIC ADMINISTRATORS



DAVID WILLIAMS II
Vice Chancellor for
University Affairs and Athletics;
Director of Athletics



LORI ALEXANDER
Associate Athletics Director
Tennis/Women's Soccer/
Swimming



MARK CARTER
Associate Athletics Director
Development and
National Commodore Club



KEVIN COLON
Associate Athletics Director:
Football/Baseball/Bowling



ERIC JONES
Manager,
Ticket Office



CANDICE STOREY LEE
Sr. Assoc. A.D. for Internal Affairs:
Senior Woman Administrator;
Women's Basketball/Lacrosse;



PATRICIA MARETT
Assoc. Vice Chancellor
and Chief of Staff:
Athletics and University Affairs



JEFF MILLER
General Manager,
IMG College



STEVE WALSH
Sr. Assoc. A.D. for External Affairs:
Director of Sales and Marketing
Track & Field/Cross Country;



BROCK WILLIAMS
Assistant Vice Chancellor;
Associate Athletics Director:
Men's Basketball



ROD WILLIAMSON
Director of Communications;
Associate Athletics Director: Golf



ELIZABETH WRIGHT
Assistant Athletics Director
for Student Services



LUKE WYATT
Supervisor of Athletic
Equipment Services

VANDERBILT ATHLETICS DIRECTORY (AREA CODE: 615)

Vanderbilt Athletics Switchboard

322-GOLD (4653)

VANDERBILT ATHLETICS ADMINISTRATION

| | |
|--|----------|
| David Williams II (Director of Athletics) | 322-4831 |
| Associate Vice Chancellor Patricia Maret (Finance) | 322-4831 |
| Brock Williams (Facilities, Men's Basketball) | 343-4411 |
| Lori Alexander (Tennis, Soccer, Swimming) | 322-4118 |
| Kevin Colon (Baseball, Bowling, Football) | 343-4937 |
| Mark Carter (National Commodore Club) | 343-3109 |
| Candice Lee (Senior Associate Director of Athletics, Senior Woman Administrator, Compliance, Women's BB, Lacrosse) | 322-7992 |
| Elizabeth Wright (Director of Academic Support) | 322-0795 |
| Rod Williamson (Director of Communications/Golf) | 322-4121 |
| Steve Walsh (Senior Associate Director of Athletics; Director of Sales and Marketing/Women's Track & Field, Cross Country) | 343-2580 |

KEY ATHLETIC PHONE NUMBERS

| | |
|--|----------|
| Football Office | 322-3565 |
| Baseball Office | 322-3716 |
| Basketball Office (Men) | 322-6530 |
| Basketball Office (Women) | 343-8482 |
| Compliance Office | 343-1107 |
| IMG College (corporate marketing partner) | 343-2580 |
| Ticket Box Office | 322-4653 |
| Bookstore (Barnes & Noble @ Vanderbilt, West End Ave.) | 322-2994 |
| Brownlee O. Currey Jr. Tennis Center | 322-6068 |

HEAD COACHES



GREG ALLEN
Women's Golf



DARREN AMBROSE
Women's Soccer



MELANIE BALCOMB
Women's Basketball



TIM CORBIN
Baseball



IAN DUVENHAGE
Men's Tennis



STEVE KEITH
Track, Cross Country



SCOTT LIMBAUGH
Men's Golf



GEOFF MACDONALD
Women's Tennis



DEREK MASON
Football



JEREMY ORGAN
Women's Swimming



KEVIN STALLINGS
Men's Basketball



CATHY SWEZEY
Women's Lacrosse



JOHN WILLIAMSON
Women's Bowling

ATHLETICS STAFF



Jamie Athens
Account Executive,
IMG College



Nate Bell
Associate Director,
Academic Support



Angela Bess
Admin. Assistant
to Vice Chancellor/A.D.



Eric Bogle
Senior Ticket Sales
Associate



Colin Brier-Baxton
Compliance
Coordinator



Scott Brown
Assistant Coach,
Baseball



Dan Cage
Men's Basketball
Staff



Tracy Campbell
Assistant Athletic
Trainer



Eric Chaffin
Facilities Director,
Memorial Gym



Garry Christopher
Strength Coach,
Men's Basketball



Holly Clark
Assistant Coach,
Women's Golf



Adam Cohen
Men's Basketball
Staff



Neal Clark
Assistant Director,
Academic Support



Stephen Curitore
Assistant Director,
Sales & Marketing



Kendal Duncan
Development Assistant,
Natl. Commodore Club



Ashley Early
Assistant Coach,
Women's Basketball



Josie Earnest
Assistant Coach,
Bowling



Darren Edgington
Strength Coach,
Olympic Sports



Jon Erickson
Director of Operations,
Women's Basketball



Drew Fann
Director of Operations,
Baseball



Dawnielle Fletcher
Learning Specialist,
Tutor Coordinator



Tim Folan
Donor Operations Coord.,
Natl. Commodore Club



Rose Freeman
Staff Accountant,
Business Office



Julie Gardner
Assistant Coach,
Lacrosse



Emma Geraciotti
Receptionist,
McGugin Center



Mike Glenn
Asst. Facilities Director,
Mail Room



Shannon Gordon
Assistant Athletic
Trainer



Aimee Graugnard
Assistant Director,
Sales & Marketing



Debbie Green
Administrative Asst.,
Men's Basketball



Jeff Haynie
Sr. Account Executive,
IMG College



Chris Ham
Strength Coach,
Baseball



Beth Hewitt
Assistant Coach,
Lacrosse



Christy Hogan
Assistant Director,
Academic Support



Kathy Holifield
Administrative Asst.,
Associate A.D.



Trae Holthouse
Assistant Director,
Facilities & Operations



Clark Humphreys
Assistant Coach,
Women's Track & Field



Jamie Hunt
Assistant Coach,
Men's Tennis



Emil Iankov
Strength Coach,
Golf/Tennis/T&F-CC



Travis Jewett
Assistant Coach,
Baseball



Derrick Jones
Men's Basketball
Staff



Lauren King
Account Executive,
IMG College



Robin Langlois
Member Services Coord.,
Natl. Commodore Club

ATHLETICS STAFF



Daniel Loxley
Assistant,
Ticket Office



Renee Macklin
Assistant Director of
Operations & Facilities



David Macias
Assistant Coach,
Baseball



George MacLellan
Video Coordinator,
Women's Basketball



Molly Malone
Assistant Athletic
Trainer



Dean McDondichie
SEC Network,
On-Campus Engineer



Sara Melby
Assistant Athletic
Trainer



George Midgett
Compliance
Coordinator



Angie Nicolletta
Assistant Coach,
Women's Swimming



Gina Owens
Assistant A.D.,
Business Operations



John Peach
Associate Director
of Compliance



Kendra Powell
Assistant Business
Manager



Brett Richardson
Donor Operations Coord.,
Natl. Commodore Club



Keri Richardson
Admin. Assistant,
Baseball



Tom Richardson
Men's Basketball
Staff



Rhonda Riley
Asst. Coach, Women's
Cross Country/Track



Morgan Roche
Tutor Coordinator,
Academic Counselor



Kim Rosamond
Assistant,
Women's Basketball



Bart Smith
Director of National
Commodore Club



Dusty Smith
Assistant Coach,
Men's Golf



Regina Smith
Development Assistant,
Natl. Commodore Club



David Sparks
Equipment Manager,
Olympic Sports



Vicki Spina
Admin. Assistant,
Women's Basketball



Doug Stanton
SEC Network,
On-Campus Producer



Jeannie Stotts
Travel Coordinator,
Anthony Travel



Beth Taylor
Learning Specialist,
Academic Support



Julian Terrell
Dir. of Video Operations
Men's Basketball



Aleke Tsoubanos
Assistant Coach,
Women's Tennis



Michelle Towns
Administrative Asst.,
Senior Associate A.D.



Andrew Turner
Recruiting Coordinator,
Olympic Sports



Claire Waggener
Associate Director,
Development, NCC



Garrett Walker
Equipment Manager,
Baseball



Philip Walker
Facilities Director,
Lacrosse/Soccer



Heather Warf
Accounting Assistant,
Business Office



Alison Wenzel
Assistant Director,
Student Services



Makayla West
Accounting Assistant,
Business Office



Michael West
Assistant Ticket
Manager



Jared Wonderly
Facilities Director,
Tennis Center



Vickie Woolsey
Sports Psychologist,
Student Athletics



Jared Wright
Assistant,
Ticket Office



Donnie Young
Assistant Coach,
Women's Track & Field

STAFF/MEDIA POLICIES

VUCOMMODORES.COM

YOUR COMPLETE RESOURCE FOR VANDERBILT FOOTBALL

Pre-game and post-game materials for the working media are updated regularly on the Vanderbilt Athletics website, **vucommodores.com**. Most documents are available in .pdf format.

Pre-game materials at the website include game notes, updated statistics, player and coaching bios, the latest Vanderbilt releases, and press conference video streaming and transcripts. A live stats program will be provided in the press box. Game books, final statistics, and player/coach quotes will be provided via email.

PRESEASON COVERAGE

The first week of August camp will be open to local media outlets. This season, the Commodores will conduct morning practices during the week, ending about 9:15 a.m.

SECURING GAME CREDENTIALS

Vanderbilt does not offer online credentialing for home games.

KEY PRESEASON DATES

| | |
|------------------------------|---------|
| TEAM REPORTS | Aug. 5 |
| FIRST PRACTICE | Aug. 6 |
| FIRST DAY IN FULL GEAR | Aug. 10 |
| DORE JAM (Fan Day) | Aug. 16 |

Email credential requests to Larry Leathers (larry.leathers@vanderbilt.edu). All applications will be notified of their status at least 10 days before the gameday. *Credentials will not be granted without signed approval of SEC credential policy.*

When possible, credentials will be mailed 10 days in advance. However, credentials can be picked up on Fridays

before games at our office in McGugin Center (2601 Jess Neely Dr.). On gamedays, **Media Will Call is located at Gate 1** (stadium gate closest to Marriott & Wendy's).

GAMEDAY MEDIA PARKING

If authorized, media parking is located in Kensington Garage next to Memorial Gym. Please access the garage entrance off 25th Avenue South. All media representatives must have a proper credential to access parking garage.

PRESS BOX ACCESS

Media must wear "MEDIA" or "PHOTO" credentials to gain access to the press box. The field elevator is located near Gate 1. Seating charts will be posted.

IN-GAME FIELD ACCESS

Field access is restricted to working photojournalists from kickoff until 5:00 remaining in the game. All photographers must wear a "PHOTO" armband.

WIRELESS IN THE PRESS BOX

The press box is equipped with wireless internet access for the working press. Working photographers should transmit in the press box transmit. **TV production crews should order phone lines in advance. To order, call (615) 343-2012.**

MASON'S POSTGAME REMARKS

Coach Mason's post-game press conference is held after he addresses the team. **Only properly credentialled media will be allowed into the conference.**

Media wishing to participate in postgame interviews can meet at the elevator with 5:00 left to be escorted to Dudley Field.

The location in Vanderbilt Stadium for postgame press conferences is next to the Commodore locker room. Access to the conference room is available in the south end zone field tunnel.

VANDERBILT PLAYER POSTGAME AVAILABILITY

The Vanderbilt Locker Room is closed. Select student-athletes will be made available for post-game interviews. These interviews will be conducted in the same room as Coach Mason's remarks. The players will enter when Mason concludes.

During home games, the visiting team interview room also is accessed from the south end zone tunnel. It is directly across from Vanderbilt's interview room.

ATHLETIC COMMUNICATIONS



ROD WILLIAMSON
Director of
Communications



LARRY LEATHERS
Primary Football
Contact



KYLE PARKINSON
Secondary Football/
Baseball



RYAN SCHULZ
Director of
Internal Relations



BRANDON BARCA
Digital Media
Director



ANDY BOGGS
Men's Basketball/
Golf



JEROME BOETTCHER
Editor, Commodore Nation/
Soccer and Lacrosse



DAVID DAWSON
Women's Basketball/
Track & Field/Cross Country



DANA REYNOLDS
Social Media
Coordinator



ROBYNN CANDISH
Communications
Administrative Assistant



CATHERINE HILLEY
Communications Intern,
Tennis/Swimming

VANDERBILT ATHLETIC COMMUNICATIONS INFO

area code (615)

| | | |
|-----------------------|---------------------------|---------------------------------|
| Larry Leathers | 480-8226 (C)/343-6437 (O) | larry.leathers@vanderbilt.edu |
| Kyle Parkinson | 343-0020 (O) | kyle.parkinson@vanderbilt.edu |
| Communications Office | 322-4121 | |
| Press Box Phone | 320-0436 | |
| Rod Williamson | 322-4051 (O) | rod.williamson@vanderbilt.edu |
| Brandon Barca | 322-1012 (O) | brandon.barca@vanderbilt.edu |
| Andy Boggs | 343-1847 (O) | andy.boggs@vanderbilt.edu |
| Ryan Schulz | 343-4396 (O) | ryan.schulz@vanderbilt.edu |
| David Dawson | 343-5823 (O) | david.dawson@vanderbilt.edu |
| Jerome Boettcher | 343-0019 (O) | jerome.boettcher@vanderbilt.edu |
| Dana Reynolds | 322-8797 (O) | dana.j.reynolds@vanderbilt.edu |

VANDERBILT ATHLETIC COMMUNICATIONS MAILING ADDRESS

2601 Jess Neely Drive, Nashville, TN 37212

VANDERBILT OFFICIAL TWITTER ACCOUNTS

Coach Mason - @CoachDerekMason • **Vanderbilt Football** - @VandyFootball

RADIO NETWORK, POLICIES



Joe Fisher enters his 18th season as "the Voice of the Commodores," providing clear and concise play-by-play coverage of Vanderbilt football, basketball and baseball.

FISHER ANCHORS RADIO NETWORK

Joe Fisher and Mitch Light provide concise and insightful Commodore coverage on the Vanderbilt Radio Network.

A Nashville native, Fisher enters his 18th season as the team's play-by-play announcer. He handles similar duties for Vanderbilt men's basketball and baseball. Fisher also serves as Vanderbilt Athletics' Director of

Broadcasting.

Prior to joining Vanderbilt, Fisher was a television sports anchor in the Nashville market from 1987-96, with stints at WSMV-4 and WKRN-2. He also worked in public relations.

Light enters his third season providing sideline commentary. Light is a Vanderbilt graduate and editor of Athlon sports publications.



The Vanderbilt Radio Network features the widely heard evening signal of NewsRadio 1510 WLAC.

Games in Middle Tennessee will now be available on 1510 WLAC and three other Nashville affiliates: WNSR AM-560 and WNSR 95.9 FM, and ALT 98.3 FM.

NewsRadio 1510 WLAC became the Vanderbilt Network in 2012. Vanderbilt night games can now be heard across more than 30 states on NewsRadio 1510 WLAC.

Coach Mason's weekly call-in show hosted by Joe Fisher is heard Thursdays at 6:30 p.m. on AM-1510.

VANDY RADIO NETWORK



| NewsRadio 1510 WLAC * | | |
|-----------------------|----------|--------------|
| WNSR | AM-560 | Nashville |
| WNSR | 95.9 FM | Nashville |
| ALT 983 | 98.3 FM | Nashville |
| WPLZ | 106.9 FM | Chattanooga |
| WEKR | AM-1240 | Fayetteville |
| WMSR | AM-1320 | Manchester |
| WMPS | AM-1210 | Memphis |
| WMPS | 103.1 FM | Memphis |
| WDUC | 93.3 FM | Tulahoma |

*Vanderbilt Radio Network flagship

MASON'S WEEKLY MEDIA OPPORTUNITIES

• WEEKLY PRESS CONFERENCE ON TUESDAYS

Coach Mason meets with local media each Tuesday of game week, starting at 12 noon, CT. It will be held in a new location this year – the Commodores' Press Conference Room in Vanderbilt Stadium. It was formerly held in McGugin Center McCall Room.

• WEEKLY SEC TELECONFERENCE ON WEDNESDAYS

Each Wednesday of the season, Mason is available to out-of-town media via the SEC Coaches' Teleconference at 10:56 a.m., CT. Call 205-458-3010 for info.

GAME WEEK INTERVIEW POLICIES

All interview requests for Coach Mason and Vanderbilt players must go through Athletic Communications staff.

This season, the Commodores will stage AM practices during the week. Starting Aug. 12 and through the season, Coach Mason will be available to media at the conclusion of each Wednesday practice (9:15 am) excluding Aug. 26.

Vanderbilt student-athletes and coordinator also will be available to media after the Wednesday sessions.

Media outlets are permitted to shoot the closing segment of Wednesday's practice; otherwise, sessions are closed.

NASHVILLE MEDIA OUTLETS

WIRE SERVICE

ASSOCIATED PRESS

Teresa Walker, beat writer, Nashville bureau • 615-373-9988

NEWSPAPERS

THE TENNESSEAN (AM daily)

Adam Sparks, beat • 615-259-8010 • tennessean.com

VANDERBILT HUSTLER (student publication)

Box 1504, Station B, Nashville • 615-322-2424 • insidevandy.com

RADIO STATIONS

WNSR AM-560

WNSR 95.9 FM

Dual AM-FM sports talk signal;
In-studio phone: 615-844-5600

102.5 FM "THE GAME"

94.9 FM "THE GAME2"

In-studio phone: 615-737-1025

NEWSRADIO AM-1510 WLAC

• Commodore Flagship
Coaches' Call-in Show
Thursdays, 6:30 pm.

104.5 FM "THE ZONE"

In-studio phone: 615-737-1045

TELEVISION STATIONS

WKRN, ABC-2

Nashville • 615-369-7240

WTVF, CBS-5

Nashville • 615-248-5285

WSMV, NBC-4

Nashville • 615-353-2407

WZTV, FOX7

Nashville • 615-369-5562

VANDERBILT STADIUM



GAMEDAY ON CAMPUS

MEDIA PARKING..... Kensington Garage
(garage on 25th Avenue South next to Memorial Gym)
MEDIA WILL CALL..... Vanderbilt Stadium Gate 1
(stadium entrance closest to Vanderbilt Marriott)
PRESS BOX..... Third floor, west side of stadium
(press box typically opens 2.5 hours prior to kickoff)

DIRECTIONS TO VANDERBILT STADIUM

ARRIVING FROM SOUTH OF NASHVILLE

Take I-65 North to I-40 West to Exit 209A (Broadway-West End). Turn left to go west on Broadway. When Broadway splits, stay to the right to enter West End Ave. Take West End past the University's three high-rise dorms and turn left on 25th Ave. Garage access is one block on right, just before Memorial Gym.

ARRIVING FROM NORTH OF NASHVILLE

Take I-65 South into downtown and take Exit 209B (Broadway-West End). Turn right on Broadway. When Broadway splits, stay to the right to enter West End Avenue. Take West End past the University on the left, turn left on 25th Avenue. Access into Kensington Garage is a block on right just before Memorial Gym.

ARRIVING FROM EAST OF NASHVILLE

Take I-40 West/I-65 North downtown to Exit 209A (Broadway-West End). Turn left at light, headed west on Broadway. When Broadway splits, veer right to enter West End Ave. Take West End past the University's three high-rise dorms and turn left on 25th Ave. Garage access is one block on right, just before Memorial Gym.

ARRIVING FROM WEST OF NASHVILLE

Take I-40 East to I-440 East. Take the first exit (Murphy Road-West End) and turn left at redlight. In .25 mile, turn left onto West End. The campus will be on your right. Turn right on 25th Avenue (one block past Wendy's). Kensington Garage access is one block on right, just before Memorial Gym.

ARRIVING FROM CHATTANOOGA/ATLANTA

Take I-24 West to I-440 West. Take Exit 1 (West End Avenue). Stay right off the exit onto West End. The Vanderbilt campus will be on your right. Turn right on 25th Avenue (one block past Wendy's). Kensington Garage access is one block on right, just before Memorial Gym.

VANDERBILT STADIUM: HOME TO THE 'DORES SINCE 1981

Several improvements have been made to 40,350-capacity Vanderbilt Stadium, which has served as home to the Commodores since 1981.

The gameday experience in Vanderbilt's on-campus venue were substantially improved in 2013 with the construction of a 450-capacity hillside berm next to the north end zone. Behind the berm, university officials installed a new video board that more than doubled the size of the stadium's former visual board.

Vanderbilt Stadium's Dudley Field playing surface, where the 'Dores have played dating back to 1922, also has received recent updates. In 2012, it returned to a synthetic surface for the first time in more than decade when the university decided to add cushioned Shaw Sportex turf. The surface has drawn rave reviews from Vanderbilt players, who also benefited with the addition of new stadium lights the same year.

The 2012 work adds to other major recent improvements. A thorough exterior renovation was completed in 2008-10, including new plazas and extrances at Gates 2 & 3 and an exterior paint and brick effort to unify Vanderbilt Stadium and the program's two other biggest sporting venues, Hawkins Field and Memorial Gym.



2014 OPPONENTS

Game 1: Western Ky.

Vanderbilt Stadium, Nashville, Thursday, Sept. 3
Kickoff: 7:00 pm; TV: SEC Network

GENERAL INFORMATION

| | |
|-----------------------|------------------------------------|
| Location | Bowling Green, Ky. |
| Founded | 1906 |
| Enrollment | 20,200 |
| Nickname | Hilltoppers |
| Conference | Conference USA |
| All-time Record | 511-349-30 (.591) |
| 2014 Record/CUSA mark | 8-5/4-4 |
| Stadium | Houchens Industries-Smith (22,113) |
| Official Website | wkusports.com |

HEAD COACH

| | |
|-----------------------------|------------------|
| Jeff Brohm | Louisville, 1993 |
| Record at Western Kentucky | 8-5 (2nd year) |
| Career Head Coaching Record | 8-5 (2nd year) |

VS. WESTERN KENTUCKY

| | |
|----------------------------------|-----|
| Overall Series: Vanderbilt leads | 3-0 |
| VU-WKY @ Vanderbilt | 3-0 |

SPORTS INFORMATION

| | |
|----------------------|--|
| Football SID Contact | Kyle Neaves |
| Office Phone: | 270/745-3756 |
| Email Address: | kyle.neaves@wku.edu |
| Mailing Address: | WKU Athletics Communications Diddle Arena 1605 Avenue of Champions Bowling Green, KY 42101-6412 |

Game 2: Georgia

Vanderbilt Stadium, Nashville, Saturday, Sept. 12
Kickoff: 2:30 pm; TV: CBS (national)

GENERAL INFORMATION

| | |
|----------------------|---------------------|
| Location | Athens, Ga. |
| Founded | 1785 |
| Enrollment | 26,300 |
| Nickname | Bulldogs |
| Conference | Southeastern |
| All-time Record | 777-410-54 (.626) |
| 2014 Record/SEC mark | 10-3/6-2 (2nd/East) |
| Stadium | Sanford (80,250) |
| Official Website | GeorgiaDogs.com |

HEAD COACH

| | |
|-----------------------------|--------------------|
| Mark Richt | Miami (Fla.), 1982 |
| Record at Georgia | 136-48 (15th year) |
| Career Head Coaching Record | 136-48 (15th year) |

VS. GEORGIA

| | |
|-----------------------------------|---------|
| Overall Series: Vanderbilt trails | 19-55-2 |
| VU-Georgia @ Vanderbilt | 11-24-2 |
| VU-Georgia @ Athens/Atlanta | 8-31-0 |

SPORTS INFORMATION

| | |
|----------------------|---|
| Football SID Contact | Claude Felton |
| Office • Cell Phone: | 706/542-1621 • 706/540-4029 |
| Email Address: | cfelton@sports.uga.edu |
| Mailing Address: | UGA Athletic Communications P.O. Box 1472, Athens, GA 30603 |

Game 3: Austin Peay

Vanderbilt Stadium, Nashville, Sept. 19
Kickoff: 3:00 pm; TV: SEC Network-Alt.

GENERAL INFORMATION

| | |
|----------------------|--------------------|
| Location | Clarksville, Tenn. |
| Founded | 1927 |
| Enrollment | 10,750 |
| Nickname | Governors |
| Conference | Ohio Valley |
| All-time Record | 276-473-16 (.371) |
| 2014 Record/OVC mark | 1-11/1-7 |
| Stadium | Governors (10,000) |
| Official Website | letsgoapeay.com |

HEAD COACH

| | |
|-----------------------------|----------------------|
| Kirby Cannon | Missouri State, 1980 |
| Record at Austin Peay | 1-23 (3rd year) |
| Career Head Coaching Record | 36-109 (12th year) |

VS. AUSTIN PEAY

| | |
|----------------------------------|-----|
| Overall Series: Vanderbilt leads | 1-0 |
| VU-Austin Peay @ Vanderbilt | 1-0 |

SPORTS INFORMATION

| | |
|----------------------|---|
| Football SID Contact | Colby Wilson |
| Office Phone: | 931/221-6561 |
| Email Address: | kirtleyb@apsu.edu |
| Mailing Address: | Austin Peay Sports Information Box 4515 601 College Street Clarksville, TN 37044 |

Game 4: Ole Miss

Vaught-Hemingway Stadium, Oxford, Miss, Sept. 26
Kickoff: TBA; TV: TBA

GENERAL INFORMATION

| | |
|----------------------|---------------------------|
| Location | Oxford, Miss. |
| Founded | 1848 |
| Enrollment | 16,250 |
| Nickname | Rebels |
| Conference | Southeastern |
| All-time Record | 645-501-35 (.562) |
| 2014 Record/SEC mark | 9-4/5-3 (3rd/West) |
| Stadium | Vaught-Hemingway (60,580) |
| Official Website | OleMissSports.com |

HEAD COACH

| | |
|-----------------------------|---------------------|
| Hugh Freeze | Southern Miss, 1992 |
| Record at Ole Miss | 24-15 (4th year) |
| Career Head Coaching Record | 54-22 (6th year) |

VS. OLE MISS

| | |
|--------------------------------------|---------|
| Overall Series: Vanderbilt trails | 38-49-2 |
| VU-Ole Miss @ Vanderbilt | 27-24-2 |
| VU-Ole Miss @ Oxford/Jackson/Memphis | 11-25-0 |

SPORTS INFORMATION

| | |
|----------------------|--|
| Football SID Contact | Kyle Campbell |
| Office Phone: | 662/915-7544 |
| Email Address: | ekcampbe@olemiss.edu |
| Mailing Address: | Ole Miss Media Relations P.O. Box 1848, University, MS 38677 |

Game 5: MTSU

Floyd Stadium, Murfreesboro, Oct. 3
Kickoff: 6 pm; TV: CBS College Sports Network

GENERAL INFORMATION

| | |
|-----------------------|---------------------|
| Location | Murfreesboro, Tenn. |
| Founded | 1911 |
| Enrollment | 23,800 |
| Nickname | Blue Raiders |
| Conference | Conference USA |
| All-time Record | 500-358-28 (.580) |
| 2014 Record/CUSA mark | 6-6/5-3 |
| Stadium | Floyd (32,000) |
| Official Website | goblueraiders.com |

HEAD COACH

| | |
|-----------------------------|---------------------|
| Rick Stockstill | Florida State, 1982 |
| Record at Austin Peay | 57-55 (10th year) |
| Career Head Coaching Record | 57-55 |

VS. MIDDLE TENNESSEE

| | |
|------------------------------------|------|
| Overall Series: Vanderbilt leads | 12-3 |
| VU-Middle Tennessee @ Vanderbilt | 10-3 |
| VU-Middle Tennessee @ Murfreesboro | 2-0 |

SPORTS INFORMATION

| | |
|----------------------|--|
| Football SID Contact | Mark Owens |
| Office Phone: | 615/898-2968 |
| Email Address: | owens@goblueraiders.com |
| Mailing Address: | MTSU Athletic Communications 1500 Greenland Drive Murfreesboro, TN 37132 |

Game 6: So. Carolina

Williams-Brice Stadium, Columbia, Oct. 17
Kickoff: TBA; TV: TBA

GENERAL INFORMATION

| | |
|----------------------|-------------------------|
| Location | Columbia, S.C. |
| Founded | 1801 |
| Enrollment | 21,900 |
| Nickname | Gamecocks |
| Conference | Southeastern |
| All-time Record | 577-547-44 (.494) |
| 2014 Record/SEC mark | 7-6/3-5 (T-4th/East) |
| Stadium | Williams-Brice (80,250) |
| Official Website | gamecocksonline.com |

HEAD COACH

| | |
|-----------------------------|----------------------|
| Steve Spurrier | Florida, 1967 |
| Record at South Carolina | 84-45 (11th year) |
| Career Head Coaching Record | 226-85-2 (26th year) |

VS. SOUTH CAROLINA

| | |
|-----------------------------------|------|
| Overall Series: Vanderbilt trails | 4-20 |
| VU-South Carolina @ Vanderbilt | 2-10 |
| VU-South Carolina @ Columbia | 2-10 |

SPORTS INFORMATION

| | |
|----------------------|---|
| Football SID Contact | Steve Fink |
| Office • Cell Phone: | 803/777-5204 • 240-5268 |
| Email Address: | sfink@gwm.sc.edu |
| Mailing Address: | USC Sports Information Enright Center, 1300 Rosewood Dr. Columbia, SC 29208 |

2014 OPPONENTS

Game 7: Missouri

Vanderbilt Stadium, Nashville, Oct. 24
Kickoff: TBA; TV: TBA

GENERAL INFORMATION

| | |
|----------------------|--------------------------------|
| Location | Columbia, Mo. |
| Founded | 1839 |
| Enrollment | 25,250 |
| Nickname | Tigers |
| Conference | Southeastern |
| All-time Record | 641-533-52 (.547) |
| 2014 Record/SEC mark | 11-3/7-1 (1st-East) |
| Stadium | Memorial/Faurot Field (71,004) |
| Official Website | MUTigers.com |

HEAD COACH

| | |
|-----------------------------|-----------------------|
| Gary Pinkel | Kent State, 1973 |
| Record at Missouri | 113-66 (15th year) |
| Career Head Coaching Record | 188-103-3 (25th year) |

VS. MISSOURI

| | |
|----------------------------------|-------|
| Overall Series: VU trails | 2-4-1 |
| VU-Missouri @ Vanderbilt | 0-1-1 |
| VU-Missouri @ Columbia/St. Louis | 2-3-0 |

SPORTS INFORMATION

| | |
|----------------------|---|
| Football SID Contact | Chad Moller |
| Office Phone: | 573/268-3110 |
| Email Address: | mollerc@missouri.edu |
| Mailing Address: | Missouri Sports Information Mizzou Arena One Champions Drive, Columbia, Mo. 65205 |

Game 8: Houston

TDECU Stadium, Houston, Texas, Oct. 31
Kickoff: TBA; TV: TBA

GENERAL INFORMATION

| | |
|----------------------|-------------------|
| Location | Houston, Texas |
| Founded | 1927 |
| Enrollment | 39,820 |
| Nickname | Cougars |
| Conference | American Athletic |
| All-time Record | 402-345-12 (.537) |
| 2014 Record/AAC mark | 8-5/5-3 |
| Stadium | TDECU (40,000) |
| Official Website | uhcougars.com |

HEAD COACH

| | |
|-----------------------------|--------------------|
| Tom Herman | Cal Lutheran, 1997 |
| Record at Houston | (1st year) |
| Career Head Coaching Record | (1st year) |

VS. HOUSTON

| | |
|----------------------------------|-----|
| Overall Series: Vanderbilt leads | 1-0 |
| VU-Houston @ Vanderbilt | 0-0 |
| VU-Houston @ Houston | 0-0 |
| VU-Houston @ neutral site | 1-0 |

SPORTS INFORMATION

| | |
|----------------------|---|
| Football SID Contact | David Bassity |
| Office Phone: | 713/743-9409 |
| Email Address: | dbassity@central.uh.edu |
| Mailing Address: | Athletics /Alumni Center 3100 Cullen Blvd., Houston, TX 88204-6002 |

Game 9: Florida

Ben Hill-Griffin Stadium, Gainesville, Nov. 7
Kickoff: TBA; Television: TBA

GENERAL INFORMATION

| | |
|--------------------------|---|
| Location | Gainesville, Fla. |
| Founded | 1853 |
| Undergraduate Enrollment | 33,750 |
| Nickname | Gators |
| Conference | Southeastern |
| All-time Record | 691-393-40 (.632) |
| 2014 Record/SEC mark | 7-5, 4-4 (3rd-East) |
| Stadium | Ben Hill Griffin/Florida Field (88,548) |
| Official Website | gatorzone.com |

HEAD COACH

| | |
|-----------------------------|--------------------------|
| Jim McElwain | Eastern Washington, 1984 |
| Record at Florida | (1st year) |
| Career Head Coaching Record | 22-16 (4th year) |

VS. FLORIDA

| | |
|---------------------------------------|---------|
| Overall Series: Vanderbilt trails | 10-36-2 |
| VU-Florida @ Vanderbilt | 7-15-1 |
| VU-Florida @ Gainesville/Jacksonville | 3-21-1 |

SPORTS INFORMATION

| | |
|----------------------|---|
| Football SID Contact | Steve McClain |
| Office Phone: | 352/375-4683 #6115 |
| Email Address: | stevem@gators.uua.ufl.edu |
| Mailing Address: | Florida Sports Information Lemerand Drive-Stadium Gainesville, FL 32611 |

Game 10: Kentucky

Vanderbilt Stadium, Nashville, Nov. 14
Kickoff: TBA; TV: TBA

GENERAL INFORMATION

| | |
|----------------------|-----------------------|
| Location | Lexington, Ky. |
| Founded | 1865 |
| Enrollment | 20,750 |
| Nickname | Wildcats |
| Conference | Southeastern |
| All-time Record | 587-599-44 (.477) |
| 2014 Record/SEC mark | 5-7/2-6 (6th-East) |
| Stadium | Commonwealth (67,942) |
| Official Website | UKathletics.com |

HEAD COACH

| | |
|-----------------------------|-----------------|
| Mark Stoops | Iowa, 1988 |
| Record at Kentucky | 7-17 (3rd year) |
| Career Head Coaching Record | 7-17 (3rd year) |

VS. KENTUCKY

| | |
|-----------------------------------|---------|
| Overall Series: Vanderbilt trails | 41-42-4 |
| VU-Kentucky @ Vanderbilt | 26-19-2 |
| VU-Kentucky @ Lexington | 15-23-2 |

SPORTS INFORMATION

| | |
|----------------------|--|
| Football SID Contact | Tony Neely |
| Office • Home Phone: | 859/257-3838 • 859/224-9493 |
| Email Address: | tneely@email.uky.edu |
| Mailing Address: | Kentucky Sports Information Craft Center, 338 Lexington Avenue Lexington, KY 40506 |

Game 11: Texas A&M

Vanderbilt Stadium, Nashville, Nov. 21
Kickoff: TBA; TV: TBA

GENERAL INFORMATION

| | |
|----------------------|------------------------|
| Location | College Station, Texas |
| Founded | 1872 |
| Enrollment | 53,219 |
| Nickname | Aggies |
| Conference | Southeastern |
| All-time Record | 687-448-44 (.601) |
| 2014 Record/SEC mark | 8-5/3-5 (5th-West) |
| Stadium | Kyle Field (102,512) |
| Official Website | 12thman.com |

HEAD COACH

| | |
|-----------------------------|------------------|
| Kevin Sumlin | Purdue, 1988 |
| Record at Texas A&M | 19-7 (3rd year) |
| Career Head Coaching Record | 54-24 (7th year) |

VS. TEXAS A&M

| | |
|-----------------------------------|-----|
| Overall Series: Vanderbilt trails | 1-0 |
| VU-Texas A&M @ Vanderbilt | 0-0 |
| VU-Texas A&M @ College Station | 0-1 |

SPORTS INFORMATION

| | |
|----------------------|---|
| Football SID Contact | Alan Cannon |
| Office Phone: | 979/845-5725 |
| Email Address: | acannon@athletics.tamu.edu |
| Mailing Address: | Texas A&M Media Relations P.O. Box 30017 College Station, TX 77842-3017 |

Game 12: Tennessee

Neyland Stadium, Knoxville, Nov. 28
Kickoff: TBA; Television: TBA

GENERAL INFORMATION

| | |
|----------------------|----------------------|
| Location | Knoxville, Tenn. |
| Founded | 1794 |
| Enrollment | 20,750 |
| Nickname | Volunteers |
| Conference | Southeastern |
| All-time Record | 811-367-53 (.680) |
| 2014 Record/SEC mark | 7-6/3-5 (T-4th-East) |
| Stadium | Neyland (102,455) |
| Official Website | UTsports.com |

HEAD COACH

| | |
|-----------------------------|----------------------------|
| Butch Jones | Ferris (Mich.) State, 1989 |
| Record at Tennessee | 12-13 (3rd year) |
| Career Head Coaching Record | 62-40 (9th year) |

VS. TENNESSEE

| | |
|-----------------------------------|---------|
| Overall Series: Vanderbilt trails | 30-74-5 |
| VU-Tennessee @ Vanderbilt | 19-36-4 |
| VU-Tennessee @ Knoxville | 11-38-1 |

SPORTS INFORMATION

| | |
|----------------------|--|
| Football SID Contact | Jason Yellin |
| Office Phone: | 865/974-9494 |
| Email Address: | jyellin@tennessee.edu |
| Mailing Address: | 255 Stokely Athletic Center 1720 Volunteer Blvd. Knoxville, TN 37996 |

ALL-TIME VS. OPPONENTS

WESTERN KENTUCKY Vanderbilt leads 3-0

| | | | |
|------|-----------|---|------|
| 1931 | Nashville | W | 52-6 |
| 1932 | Nashville | W | 26-0 |
| 1938 | Nashville | W | 12-0 |

GEORGIA Vanderbilt trails 19-54-2

| | | | |
|------|-----------|---|-------|
| 1893 | Nashville | W | 35-0 |
| 1895 | Nashville | W | 6-0 |
| 1898 | Atlanta | L | 0-4 |
| 1901 | Nashville | W | 47-0 |
| 1903 | Athens | W | 33-0 |
| 1911 | Nashville | W | 17-0 |
| 1912 | Atlanta | W | 46-0 |
| 1921 | Nashville | T | 7-7 |
| 1922 | Athens | W | 12-0 |
| 1923 | Nashville | W | 35-7 |
| 1924 | Nashville | L | 0-3 |
| 1925 | Athens | L | 7-26 |
| 1926 | Nashville | W | 14-13 |
| 1931 | Athens | L | 0-9 |
| 1932 | Nashville | W | 12-6 |
| 1952 | Nashville | L | 7-19 |
| 1954 | Athens | L | 14-16 |
| 1955 | Athens | L | 13-14 |
| 1956 | Nashville | W | 14-0 |
| 1957 | Athens | W | 9-6 |
| 1958 | Nashville | W | 21-14 |
| 1959 | Athens | L | 6-21 |
| 1960 | Nashville | L | 7-18 |
| 1961 | Athens | W | 21-0 |
| 1962 | Nashville | L | 0-10 |
| 1963 | Athens | L | 0-20 |
| 1964 | Nashville | L | 0-7 |
| 1965 | Athens | L | 10-24 |
| 1968 | Athens | L | 6-32 |
| 1969 | Nashville | L | 8-40 |
| 1970 | Athens | L | 3-37 |
| 1971 | Athens | L | 0-24 |
| 1972 | Athens | L | 3-28 |
| 1973 | Nashville | W | 18-14 |
| 1974 | Athens | L | 31-38 |
| 1975 | Nashville | L | 3-47 |
| 1976 | Athens | L | 0-45 |
| 1977 | Nashville | L | 13-24 |
| 1978 | Athens | L | 10-31 |
| 1979 | Nashville | L | 10-31 |
| 1980 | Athens | L | 0-41 |
| 1981 | Nashville | L | 21-53 |
| 1982 | Athens | L | 13-27 |
| 1983 | Nashville | L | 13-20 |
| 1984 | Athens | L | 35-62 |
| 1985 | Nashville | T | 13-13 |
| 1986 | Athens | L | 16-38 |
| 1987 | Nashville | L | 24-52 |
| 1988 | Athens | L | 22-41 |
| 1989 | Nashville | L | 16-35 |
| 1990 | Athens | L | 28-39 |
| 1991 | Nashville | W | 27-25 |
| 1992 | Athens | L | 20-30 |
| 1993 | Nashville | L | 3-41 |
| 1994 | Athens | W | 43-30 |
| 1995 | Nashville | L | 6-17 |
| 1996 | Athens | L | 2-13 |
| 1997 | Nashville | L | 13-34 |
| 1998 | Athens | L | 6-31 |
| 1999 | Nashville | L | 17-27 |
| 2000 | Athens | L | 19-29 |
| 2001 | Nashville | L | 14-30 |
| 2002 | Athens | L | 17-48 |
| 2003 | Nashville | L | 8-27 |
| 2004 | Athens | L | 3-33 |
| 2005 | Nashville | L | 17-34 |
| 2006 | Athens | W | 24-22 |
| 2007 | Nashville | L | 17-20 |
| 2008 | Athens | L | 14-24 |
| 2009 | Nashville | L | 10-34 |
| 2010 | Athens | L | 0-43 |
| 2011 | Nashville | L | 28-33 |
| 2012 | Athens | L | 3-48 |
| 2013 | Nashville | W | 31-27 |
| 2014 | Athens | L | 17-44 |

AUSTIN PEAY Vanderbilt leads 1-0

| | | | |
|------|-----------|---|------|
| 2013 | Nashville | W | 38-3 |
|------|-----------|---|------|

OLE MISS Vanderbilt trails 38-49-2

| | | | |
|------|-------------|---|-------|
| 1894 | Nashville | W | 40-0 |
| 1899 | Memphis | W | 11-0 |
| 1900 | Nashville | W | 6-0 |
| 1902 | Nashville | W | 29-0 |
| 1903 | Nashville | W | 33-0 |
| 1904 | Nashville | W | 69-0 |
| 1906 | Nashville | W | 29-0 |
| 1907 | Nashville | W | 60-0 |
| 1908 | Nashville | W | 29-0 |
| 1909 | Nashville | W | 17-0 |
| 1910 | Nashville | W | 9-2 |
| 1911 | Nashville | W | 21-0 |
| 1912 | Nashville | W | 24-0 |
| 1915 | Memphis | W | 91-0 |
| 1916 | Nashville | W | 35-0 |
| 1925 | Nashville | W | 7-0 |
| 1929 | Nashville | W | 19-7 |
| 1930 | Nashville | W | 24-0 |
| 1938 | Nashville | W | 13-7 |
| 1939 | Memphis | L | 7-14 |
| 1940 | Nashville | L | 7-13 |
| 1942 | Memphis | W | 19-0 |
| 1945 | Nashville | L | 7-14 |
| 1946 | Memphis | W | 7-0 |
| 1947 | Nashville | W | 10-6 |
| 1948 | Oxford | L | 7-20 |
| 1949 | Nashville | W | 28-27 |
| 1950 | Nashville | W | 20-14 |
| 1951 | Memphis | W | 34-20 |
| 1952 | Nashville | T | 21-21 |
| 1953 | Oxford | L | 6-28 |
| 1954 | Nashville | L | 7-22 |
| 1955 | Memphis | L | 0-13 |
| 1956 | Oxford | L | 0-16 |
| 1957 | Nashville | L | 0-28 |
| 1959 | Nashville | L | 0-33 |
| 1960 | Nashville | L | 0-26 |
| 1961 | Oxford | L | 0-47 |
| 1962 | Nashville | L | 0-35 |
| 1963 | Oxford | L | 7-27 |
| 1964 | Nashville | T | 7-7 |
| 1965 | Oxford | L | 7-24 |
| 1966 | Jackson | L | 0-34 |
| 1967 | Nashville | L | 7-28 |
| 1970 | Nashville | L | 16-26 |
| 1971 | Oxford | L | 7-28 |
| 1972 | Nashville | L | 7-31 |
| 1973 | Oxford | L | 14-24 |
| 1974 | Nashville | W | 24-14 |
| 1975 | Oxford | L | 7-17 |
| 1976 | Nashville | L | 3-20 |
| 1977 | Oxford | L | 14-26 |
| 1978 | Nashville | L | 10-35 |
| 1979 | Oxford | L | 28-63 |
| 1980 | Nashville | L | 14-27 |
| 1981 | Oxford | W | 27-23 |
| 1982 | Nashville | W | 19-10 |
| 1983 | Oxford | L | 14-21 |
| 1984 | Nashville | W | 37-20 |
| 1985 | Oxford | L | 7-35 |
| 1986 | Nashville | L | 12-28 |
| 1987 | Oxford | L | 14-42 |
| 1988 | Nashville | L | 28-36 |
| 1989 | Oxford | L | 16-24 |
| 1990 | Nashville | L | 13-14 |
| 1991 | Oxford | W | 30-27 |
| 1992 | Nashville | W | 31-9 |
| 1993 | Oxford | L | 7-49 |
| 1994 | Nashville | L | 14-20 |
| 1995 | Oxford | L | 10-21 |
| 1996 | Nashville | L | 9-20 |
| 1997 | Oxford | L | 3-15 |
| 1998 | Nashville | L | 6-30 |
| 1999 | Oxford (OT) | W | 37-34 |
| 2000 | Nashville | L | 7-12 |
| 2001 | Oxford | L | 27-38 |
| 2002 | Oxford | L | 38-45 |

| | | | |
|------|--------------|---|-------|
| 2003 | Nashville | L | 21-24 |
| 2004 | Oxford (OT) | L | 24-27 |
| 2005 | Nashville | W | 31-23 |
| 2006 | Oxford | L | 10-17 |
| 2007 | Nashville | W | 31-17 |
| 2008 | Oxford | W | 23-17 |
| 2009 | Nashville | L | 7-23 |
| 2010 | Oxford | W | 28-14 |
| 2011 | Nashville | W | 30-7 |
| 2012 | Oxford | W | 27-26 |
| 2013 | Nashville | L | 35-39 |
| 2014 | Nashville-LP | L | 3-41 |

MIDDLE TENNESSEE Vanderbilt leads 12-3

| | | | |
|------|--------------|---|-------|
| 1915 | Nashville | W | 51-0 |
| 1920 | Murfreesboro | W | 34-0 |
| 1921 | Nashville | W | 34-0 |
| 1922 | Nashville | W | 38-0 |
| 1925 | Nashville | W | 27-0 |
| 1926 | Nashville | W | 69-0 |
| 1936 | Nashville | W | 45-0 |
| 1950 | Nashville | W | 47-0 |
| 1951 | Nashville | W | 22-7 |
| 1953 | Nashville | W | 31-13 |
| 1955 | Nashville | W | 46-0 |
| 1956 | Murfreesboro | W | 23-13 |
| 2001 | Nashville | L | 28-37 |
| 2002 | Nashville | L | 20-21 |
| 2005 | Nashville | L | 15-17 |

SOUTH CAROLINA Vanderbilt trails 4-20

| | | | |
|------|-----------|---|-------|
| 1961 | Nashville | L | 7-23 |
| 1992 | Nashville | L | 17-21 |
| 1993 | Columbia | L | 0-22 |
| 1994 | Nashville | L | 16-19 |
| 1995 | Columbia | L | 14-52 |
| 1996 | Nashville | L | 0-27 |
| 1997 | Columbia | L | 3-35 |
| 1998 | Nashville | W | 17-14 |
| 1999 | Columbia | W | 11-10 |
| 2000 | Nashville | L | 14-30 |
| 2001 | Columbia | L | 46-14 |
| 2002 | Nashville | L | 14-20 |
| 2003 | Columbia | L | 24-35 |
| 2004 | Nashville | L | 6-31 |
| 2005 | Columbia | L | 28-35 |
| 2006 | Nashville | L | 13-31 |
| 2007 | Columbia | W | 17-6 |
| 2008 | Nashville | W | 24-17 |
| 2009 | Columbia | L | 10-14 |
| 2010 | Nashville | L | 7-21 |
| 2011 | Columbia | L | 3-21 |
| 2012 | Nashville | L | 13-17 |
| 2013 | Columbia | L | 25-35 |
| 2014 | Nashville | L | 34-48 |

MISSOURI Vanderbilt trails 2-4-1

| | | | |
|------|-----------|---|-------|
| 1895 | Columbia | L | 0-14 |
| 1896 | St. Louis | L | 6-26 |
| 1957 | Nashville | T | 7-7 |
| 1958 | Columbia | W | 12-8 |
| 2012 | Columbia | W | 19-15 |
| 2013 | Nashville | L | 28-51 |
| 2014 | Columbia | L | 14-24 |

HOUSTON Vanderbilt leads 1-0

| | | | |
|------|-----------|---|-------|
| 2013 | B'ham, AL | W | 41-24 |
|------|-----------|---|-------|

KENTUCKY Vanderbilt trails 41-42-4

| | | | |
|------|-----------|---|------|
| 1896 | Nashville | W | 6-0 |
| 1897 | Nashville | W | 50-0 |
| 1901 | Nashville | W | 22-0 |
| 1906 | Nashville | W | 28-0 |
| 1907 | Nashville | W | 40-0 |
| 1911 | Nashville | W | 18-0 |
| 1916 | Lexington | W | 45-0 |
| 1917 | Lexington | W | 5-0 |
| 1918 | Nashville | W | 33-0 |

| | | | |
|------|-----------|---|-------|
| 1919 | Lexington | T | 0-0 |
| 1920 | Nashville | W | 20-0 |
| 1921 | Lexington | W | 21-14 |
| 1922 | Nashville | W | 9-0 |
| 1927 | Nashville | W | 34-6 |
| 1928 | Nashville | W | 14-7 |
| 1937 | Nashville | W | 12-0 |
| 1938 | Lexington | W | 14-7 |
| 1939 | Nashville | L | 13-21 |
| 1940 | Nashville | T | 7-7 |
| 1941 | Lexington | W | 39-15 |
| 1942 | Lexington | W | 7-6 |
| 1945 | Nashville | W | 19-6 |
| 1946 | Lexington | L | 7-10 |
| 1947 | Nashville | L | 0-14 |
| 1948 | Lexington | W | 26-7 |
| 1953 | Nashville | L | 14-40 |
| 1954 | Lexington | L | 7-19 |
| 1955 | Nashville | W | 34-0 |
| 1956 | Lexington | L | 6-7 |
| 1957 | Nashville | W | 12-7 |
| 1958 | Lexington | T | 0-0 |
| 1959 | Nashville | W | 11-6 |
| 1960 | Lexington | L | 0-27 |
| 1961 | Nashville | L | 3-16 |
| 1962 | Lexington | L | 0-7 |
| 1963 | Nashville | T | 0-0 |
| 1964 | Lexington | L | 21-22 |
| 1965 | Nashville | L | 0-34 |
| 1966 | Lexington | L | 10-14 |
| 1967 | Nashville | L | 7-12 |
| 1968 | Lexington | W | 6-0 |
| 1969 | Nashville | W | 42-6 |
| 1970 | Lexington | W | 18-17 |
| 1971 | Nashville | L | 7-14 |
| 1972 | Lexington | L | 13-14 |
| 1973 | Nashville | L | 17-27 |
| 1974 | Lexington | L | 12-38 |
| 1975 | Nashville | W | 13-3 |
| 1976 | Lexington | L | 0-14 |
| 1977 | Nashville | L | 6-28 |
| 1978 | Lexington | L | 3-52 |
| 1979 | Nashville | L | 10-29 |
| 1980 | Lexington | L | 10-31 |
| 1981 | Nashville | L | 10-17 |
| 1982 | Lexington | W | 23-10 |
| 1983 | Nashville | L | 8-17 |
| 1984 | Lexington | L | 18-27 |
| 1985 | Nashville | W | 31-24 |
| 1986 | Lexington | L | 22-34 |
| 1987 | Nashville | W | 38-29 |
| 1988 | Lexington | L | 13-14 |
| 1989 | Nashville | L | 11-15 |
| 1990 | Lexington | L | 21-28 |
| 1991 | Nashville | W | 17-7 |
| 1992 | Lexington | W | 20-7 |
| 1993 | Nashville | W | 12-7 |
| 1994 | Lexington | W | 24-6 |
| 1995 | Nashville | W | 14-10 |
| 1996 | Lexington | L | 0-25 |
| 1997 | Nashville | L | 10-21 |
| 1998 | Lexington | L | 17-55 |
| 1999 | Nashville | L | 17-19 |
| 2000 | Lexington | W | 24-20 |
| 2001 | Nashville | L | 30-56 |
| 2002 | Lexington | L | 21-41 |
| 2003 | Nashville | W | 28-17 |
| 2004 | Lexington | L | 13-14 |
| 2005 | Nashville | L | 43-48 |
| 2006 | Lexington | L | 26-38 |
| 2007 | Nashville | L | 20-27 |
| 2008 | Lexington | W | 31-24 |
| 2009 | Nashville | L | 13-24 |
| 2010 | Lexington | L | 20-38 |
| 2011 | Nashville | W | 38-8 |
| 2012 | Lexington | W | 40-0 |
| 2013 | Nashville | W | 22-6 |
| 2014 | Lexington | L | 7-17 |

FLORIDA Vanderbilt trails 10-36-2

| | | | |
|------|--------------|---|-------|
| 1945 | Gainesville | W | 7-0 |
| 1946 | Nashville | W | 20-0 |
| 1949 | Jacksonville | W | 22-17 |
| 1950 | Nashville | L | 27-31 |
| 1951 | Gainesville | L | 13-33 |
| 1952 | Nashville | W | 20-13 |
| 1955 | Nashville | W | 21-8 |
| 1956 | Nashville | L | 7-21 |
| 1957 | Gainesville | L | 7-14 |
| 1958 | Gainesville | T | 6-6 |
| 1959 | Nashville | W | 13-6 |
| 1960 | Gainesville | L | 0-12 |
| 1961 | Nashville | L | 0-7 |
| 1962 | Gainesville | L | 7-42 |
| 1963 | Nashville | L | 0-21 |
| 1966 | Nashville | L | 0-13 |

SEC SCHEDULE/2015-16 BOWLS

SOUTHEASTERN CONFERENCE COMPOSITE SCHEDULE

Thursday, Sept. 3

So. Carolina vs. N. Carolina
Western Ky. at Vanderbilt

Saturday, Sept. 5

Alabama vs. Wisconsin @
UTEP at Arkansas
Auburn vs. Louisville
New Mexico State at Florida
UL Monroe at Georgia
UL Lafayette at Kentucky
McNeese State at LSU
UT Martin at Ole Miss
Miss. State at So. Miss
SE Mo. State at Missouri
Bowling Green at Tennessee
Texas A&M vs. Ariz. State

Saturday, Sept. 12

MTSU at Alabama
Toledo at Arkansas
Jacksonville St. at Auburn
E. Carolina at Florida
Georgia at Vanderbilt
Kentucky at So. Carolina
LSU at Miss. State
Fresno State at Ole Miss
Missouri at Ark. State
Oklahoma at Tennessee
Ball State at Texas A&M

Saturday, Sept. 19

Ole Miss at Alabama
Texas Tech at Arkansas
Auburn at LSU
Florida at Kentucky
So. Carolina at Georgia
Northwestern St. at Miss. State
UConn at Missouri
W. Carolina at Tennessee
Nevada at Texas A&M
Austin Peay at Vanderbilt

Saturday, Sept. 26

UL Monroe at Alabama
Texas A&M vs. Arkansas
Miss. State at Auburn
Tennessee at Florida
Southern at Georgia
Missouri at Kentucky
LSU at Syracuse
Vanderbilt at Ole Miss
Central Florida at So. Carolina

Saturday, Oct. 3

Alabama at Georgia
Arkansas at Tennessee
San Jose State at Auburn
Ole Miss at Florida
E. Kentucky at Kentucky
E. Michigan at LSU
Miss. State at Texas A&M
So. Carolina at Missouri
Vanderbilt at MTSU

Saturday, Oct. 10

Arkansas at Alabama
Florida at Missouri
Georgia at Tennessee
LSU at So. Carolina
New Mexico St. at Ole Miss
Troy at Miss. State

Thursday, Oct. 15

Auburn at Kentucky

Saturday, Oct. 17

Alabama at Texas A&M
Florida at LSU
Missouri at Georgia
Ole Miss at Memphis
La. Tech at Miss. State
Vanderbilt at So. Carolina

Saturday, Oct. 24

Tennessee at Alabama
Auburn at Arkansas
Western Ky. at LSU
Texas A&M at Ole Miss
Kentucky at Miss. State
Missouri at Vanderbilt

Saturday, Oct. 31

UT Martin at Arkansas
Ole Miss at Auburn
Florida vs. Georgia
Tennessee at Kentucky

So. Carolina at Texas A&M
Vanderbilt at Houston

Thursday, Nov. 5

Miss. State at Missouri

Saturday, Nov. 7

LSU at Alabama
Arkansas at Ole Miss
Auburn at Texas A&M
Vanderbilt at Florida
Kentucky at Georgia
So. Carolina at Tennessee

Saturday, Nov. 14

Alabama at Miss. State
Arkansas at LSU
Georgia at Auburn
Florida at So. Carolina
Kentucky at Vanderbilt
BYU at Missouri
No. Texas at Tennessee
W. Carolina at Texas A&M

Saturday, Nov. 21

Charleston So. at Alabama
Miss. State at Arkansas
Idaho at Auburn
Fla. Atlantic at Florida
Ga. Southern at Georgia
Charlotte at Kentucky
LSU at Ole Miss

Tennessee at Missouri
Citadel at So. Carolina
Texas A&M at Vanderbilt

Friday, Nov. 27

Missouri at Arkansas

Saturday, Nov. 28

Alabama at Auburn
Florida State at Florida
Georgia at Georgia Tech
Louisville at Kentucky
Texas A&M at LSU
Ole Miss at Miss. State
Clemson at So. Carolina
Vanderbilt at Tennessee

Saturday, Dec. 5

SEC Championship Game
Georgia Dome
Atlanta

2015-16 POSTSEASON BOWL SCHEDULE


AUTOZONE LIBERTY
Jan. 2; SEC-Big 12


TAXSLAYER.COM GATOR
Jan. 2; SEC-ACC/Big Ten


CITRUS
Jan. 1; SEC-Big Ten


OUTBACK
Jan. 1; SEC-Big Ten


ALLSTATE SUGAR
Jan. 1; SEC-Big 12

| Date | Bowl | Location | Kickoff | Conference Matchups | TV |
|---------|---------------------------------|----------------------|---------|----------------------------|-------|
| Jan. 11 | CFP Championship Game | Glendale, Ariz. | 7:30 pm | Semifinal winners | ESPN |
| Jan. 1 | Fiesta | Glendale, Ariz. | 12 pm | At-Large vs. At-Large | ESPN |
| Jan. 1 | Rose | Pasadena, Calif. | 4 pm | Big Ten vs. Pac-12 | ESPN |
| Jan. 1 | Allstate Sugar | New Orleans, La. | 7:30 pm | SEC vs. Big 12 | ESPN |
| Dec. 31 | Goodyear Cotton (CFP Semifinal) | Dallas, Texas | 3 pm | TBD vs. TBD | ESPN |
| Dec. 31 | Capital One (CFP Semifinal) | Miami, Fla. | 7 pm | TBD vs. TBD | ESPN |
| Dec. 31 | Peach | Atlanta, Ga. | 11 am | At-Large vs. At-Large | ESPN |
| ***** | | | | | |
| Jan. 2 | TaxSlayer | Jacksonville, Fla. | 11 am | ACC/Big Ten vs. SEC | ESPN |
| Jan. 2 | Liberty | Memphis, Tenn. | 2:20 pm | Big 12 vs. SEC | ESPN |
| Jan. 2 | Alamo | San Antonio, Texas | 5:45 pm | Big 12 vs. Pac-12 | ESPN |
| Jan. 2 | Cactus | Phoenix, Ariz. | 9:15 pm | Big 12 vs. Pac-12 | ESPN |
| Jan. 1 | Outback | Tampa, Fla. | 11 am | Big Ten vs. SEC | ESPN |
| Jan. 1 | Citrus | Orlando, Fla. | 12 pm | Big Ten vs. SEC | ABC |
| Dec. 30 | Birmingham | Birmingham, Ala. | 11 am | SEC vs. American | ESPN |
| Dec. 30 | Belk | Charlotte, N.C. | 2:30 pm | ACC vs. SEC | ESPN |
| Dec. 30 | Music City | Nashville, Tenn. | 6 pm | ACC/Big Ten vs. SEC | ESPN |
| Dec. 30 | Holiday | San Diego, Calif. | 9:30 pm | Big Ten vs. Pac-12 | ESPN |
| Dec. 29 | Armed Forces | Fort Worth, Texas | 1 pm | Big Ten vs. Mtn. West | ESPN |
| Dec. 29 | Russell Athletic | Orlando, Fla. | 4:30 pm | ACC vs. Big 12 | ESPN |
| Dec. 29 | Texas | Houston, Texas | 8 pm | Big 12 vs. SEC | ESPN |
| Dec. 28 | Military | Annapolis, Md. | 1:30 pm | ACC vs. American | ESPN |
| Dec. 28 | Quick Lane | Detroit, Mich. | 4 pm | ACC vs. Big Ten | ESPN2 |
| Dec. 26 | St. Pete | St. Petersburg, Fla. | 10 am | ACC vs. American | ESPN |
| Dec. 26 | Sun | El Paso, Texas | 1 pm | ACC vs. Pac-12 | CBS |
| Dec. 26 | Heart of Dallas | Dallas, Texas | 1:20 pm | Big Ten vs. C-USA | ESPN |
| Dec. 26 | Pinstripe | Bronx, N.Y. | 2:30 pm | ACC vs. Big Ten | ABC |
| Dec. 26 | Independence | Shreveport, La. | 4:45 pm | ACC vs. SEC | ESPN |
| Dec. 26 | Foster Farms | Santa Clara, Calif. | 8:15 pm | Big Ten vs. Pac-12 | ESPN |
| Dec. 24 | Bahamas | Nassau, Bahamas | 11 am | C-USA vs. MAC | ESPN |
| Dec. 24 | Hawaii | Honolulu, Hawaii | 7 pm | American vs. Mtn. West/BYU | ESPN |
| Dec. 23 | Poinsettia | San Diego, Calif. | 3:30 pm | Mtn. West vs. Army | ESPN |
| Dec. 23 | GoDaddy | Mobile, Ala. | 7 pm | MAC vs. Sun Belt | ESPN |
| Dec. 22 | Famous Idaho Potato | Boise, Idaho | 2:30 pm | MAC vs. Mtn. West | ESPN |
| Dec. 22 | Boca Raton | Boca Raton, Fla. | 6 pm | American vs. MAC | ESPN |
| Dec. 21 | Miami Beach | Miami, Fla. | 1:30 pm | American vs. C-USA | ESPN |
| Dec. 19 | Cure | Orlando, Fla. | 11 pm | American vs. Sun Belt | TBA |
| Dec. 19 | New Mexico | Albuquerque, N.M. | 1 pm | C-USA vs. Mtn. West | ESPN |
| Dec. 19 | Royal Purple | Las Vegas, Nev. | 1:30 pm | Pac-12 vs. Mtn. West/BYU | ABC |
| Dec. 19 | Camellia | Montgomery, Ala. | 4:30 pm | MAC vs. Sun Belt | ESPN |
| Dec. 19 | New Orleans | New Orleans, La. | 8 pm | Mtn. West vs. Sun Belt | ESPN |
| Dec. 19 | Arizona | Tucson, Ariz. | TBA | C-USA vs. Mountain West | TBA |


BIRMINGHAM
Dec. 30; SEC-American


BELK BOWL
Dec. 30; SEC-ACC


**FRANKLIN AMERICAN
MORTGAGE MUSIC CITY**
Dec. 30; SEC-ACC/Big Ten


TEXAS BOWL
Dec. 29; SEC-Big Ten


INDEPENDENCE
Dec. 26; SEC-ACC



R
ESPOND

E
VERY

S
NAP

PLAY WITH
P
ASSION

EXTREME
E
FFORT

BE
C
OMMITTED

DO IT
T
ODAY

Duke Mason





2015 SCHEDULE

HOME GAMES GOLD | AWAY GAMES BLACK



SEPT. 3
WESTERN KENTUCKY



SEPT. 12
GEORGIA



SEPT. 19
AUSTIN PEAY

Ole Miss

SEPT. 26
OLE MISS



OCT. 3
MTSU



OCT. 17
SOUTH CAROLINA

MISSOURI

OCT. 24



HOUSTON

OCT. 31



FLORIDA

NOV. 7



KENTUCKY

NOV. 14



TEXAS A & M

NOV. 21



TENNESSEE

NOV. 28

