



VANDERBILT

2014 Football Fact Book

NASHVILLE TO THE NFL

18

FORMER COMMODORES
ARE CURRENTLY ON NFL
ROSTERS

*AS OF JULY 3, 2014

BRANDON BARDEN, *JACKSONVILLE*
STEVEN CLARKE, *MIAMI*
JAY CUTLER, *CHICAGO*
TIM FUGGER, *N.Y. JETS*
ANDRE HAL, *HOUSTON*
CASEY HAYWARD, *GREEN BAY*
WESLEY JOHNSON, *PITTSBURGH*
JONATHAN KRAUSE, *CLEVELAND*
KENNY LADLER, *BUFFALO*
WALKER MAY, *ATLANTA*
JORDAN MATTHEWS, *PHILADELPHIA*
D.J. MOORE, *TAMPA BAY*
SEAN RICHARDSON, *GREEN BAY*
RYAN SEYMOUR, *SAN FRANCISCO*
CAREY SPEAR, *PHILADELPHIA*
ZAC STACY, *ST. LOUIS*
THOMAS WELCH, *NEW ORLEANS*
CHRIS WILLIAMS, *BUFFALO*





THE MASON ERA BEGINS

"DEREK IS A TREMENDOUS PERSON, AN OUTSTANDING TEACHER,
A SPIRITUAL MODEL, A STRONG COMMUNICATOR,
A HARD WORKER AND A CONSUMMATE WINNER." - JIM HARBAUGH

"ONE OF THE BEST DEFENSIVE MINDS
IN COLLEGE FOOTBALL!" - RICHARD SHERMAN

DEREK MASON
HEAD COACH





ANCHOR





DOWN



FACTS/SCHEDULE/CONTENTS

Team Information

COACHING STAFF

Derek Mason	Head Coach
Karl Dorrell	Offensive Coordinator/QBs
David Kotulski	Defensive Coordinator/ILBs
Charles Banks	Special Teams Coordinator/RBs
Gerry Gdowski	Recruiting Coordinator/TEs
Kenwick Thompson	Associate Head Coach/OLBs
Keven Lightner	Offensive Line
Marc Lubick	Wide Receivers
Brett Maxie	Secondary
Frank Maile	Defensive Line
Ryan Anderson	Graduate Assistant (Def.)
Johnell Thomas	Graduate Assistant (Def.)
A.J. Haase	Graduate Assistant (Off.)
Chandler Henley	Graduate Assistant (Off.)
Bill Hughan	Director, Sports Performance
Cedric Calhoun	Asst, Sports Performance
Jamey Mroz	Asst, Sports Performance
Teddy Thompson	Asst, Sports Performance

A QUICK LOOK

Head Coach	Derek Mason (1st year)
Career Record	0-0
2013 Team Record	9-4
2013 SEC Record	4-4 (4th in SEC East)
Associated Press Rank	No. 24
USA Today/Coaches' Rank	No. 23
Home	5-2
Away	3-2
Neutral	1-0
Home Attendance	249,728 (7 games)
Average Home Attendance	35,675
Number of Bowl Appearances	7
All-Time Bowl Record	4-2-1
Last Bowl	2013 BBVA Compass
Last Bowl W/L	Houston (W, 41-24)

GENERAL INFORMATION

Location	Nashville, Tenn.
Founded	1873
Undergraduate Enrollment	6,875
Nickname	Commodores
Colors	Black and Gold
Conference	Southeastern
Stadium	Vanderbilt Stadium (40,350)
Surface	Synthetic (Shaw Sportex)
All-Time Record	581-583-50 (.499)
Chancellor	Nicholas S. Zeppos
Athletics Director	David Williams II
Dir. of Football Operations	Jason Grooms
Asst. Dir. of Football Operations	Matt Britain
Dir. of Player Personnel	Tyler Barnes
Asst., Player Personnel	Eric Lammers
Dir. of Player Development	Tosin Abari
Asst., Player Development	Vavae Tata
Asst., Recruiting	Matt Ruland
Quality Control Asst.	Rod Chance
Quality Control Asst.	Chris Marve
Quality Control Asst.	Mike Morita
Head Athletic Trainer	Tom Bossung
Head Equipment Manager	Chris Singleton

2014 Vanderbilt Schedule

Date	Opponent	Kickoff	TV	Location	Venue
Aug. 28 (Thur.)	Temple	8:15 pm CT	SEC Network	Nashville	Vanderbilt Stadium
Sept. 6	Ole Miss *	3:30 pm CT	ESPN	Nashville	LP Field
Sept. 13	UMASS	11 am CT	FSN	Nashville	Vanderbilt Stadium
Sept. 20	So. Carolina *	TBA	TBA	Nashville	Vanderbilt Stadium
Sept. 27	Kentucky *	TBA	TBA	Lexington, Ky.	Commonwealth Stadium
Oct. 4	Georgia *	TBA	TBA	Athens, Ga.	Sanford Stadium
Oct. 11	Charleston So.	TBA	TBA	Nashville	Vanderbilt Stadium
Oct. 25	Missouri *	TBA	TBA	Columbia, Mo.	Faurot Field
Nov. 1	Old Dominion	TBA	TBA	Nashville	Vanderbilt Stadium
Nov. 8	Florida *	TBA	TBA	Nashville	Vanderbilt Stadium
Nov. 22	Miss. State *	TBA	TBA	Starkville, Miss.	Davis Wade Stadium
Nov. 29	Tennessee *	TBA	TBA	Nashville	Vanderbilt Stadium

* denotes Southeastern Conference opponent



Table of Contents

THE VANDERBILT PROGRAM

The Derek Mason Era Begins	1
Anchor Down	2-3
2014 Schedule/Table of Contents/Facts	4-5
All-SEC Candidates	6-7
Year of Vanderbilt Athletics' Successes	8-9
Commodores in the Pros	10-12
Indoor Practice Venue Tops New Facilities	13
Vanderbilt University	14-15
Nashville, the SEC & the SEC Network	16-17

2014 VANDERBILT OUTLOOK

2014 Commodore Outlook	18-25
Roster (Alphabetical and Numerical)	26-27
Position Depth/Pronunciations/Roster Notes	28-29

VANDERBILT COACHING STAFF

Head Coach Derek Mason	30-34
Assistant Coaches and Support Staff	35-49

THE VANDERBILT ROSTER

Returning Player Profiles	50-80
Class of 2014 Freshmen Signees	81-84

REVIEWING THE 2013 SEASON

Team & Individual Statistics	85-87
Offensive, Defensive Statistics	87-92
2013 Game Recaps	93-104
2014 BBVA Compass Bowl Recap	105

VANDERBILT RECORD BOOK

Scoring and Offensive Records	106-113
Special Teams Records	114-117
Defensive Records	118-121
Vanderbilt/Opponent Yearly Statistics	122

VANDERBILT FOOTBALL HISTORY

Yearly Results/Coaching Records	123-132
All-time Letterwinners	133-137
All-Americans	138-143
Bowl Recaps	144-147
'Dores in the NFL (Active & All-time)	148-149
Individual Awards & Academic Honors	150-153

VANDERBILT UNIVERSITY

Vanderbilt University and its alumni	154-155
The Chancellor and Athletics Director	156-157
Vanderbilt Athletics Administrators	158
Vanderbilt Head Coaches and Staff	159-161

MEDIA INFORMATION

Athletic Communications Staff	162
Team Interview & Credential Policy	162-163
Vanderbilt Radio Network/Media Outlets	163
Vanderbilt Stadium/Media Parking	164
Opponent Info/All-time Series Record	165-67
SEC Regular Season Composite Schedule	168
SEC Bowl Partners/2014-15 Bowl Schedule	168

STAT LEADERS/CREDITS



Athletic Communications

VANDERBILT ATHLETIC COMMUNICATIONS:
 Primary Football Contact: Larry Leathers
 Email: larry.leathers@vanderbilt.edu
 Phone: (615) 343-6437; 322-4121

VANDERBILT ATHLETICS OFFICIAL WEBSITE:
www.vucommodores.com

VANDERBILT FOOTBALL ON TWITTER:
 Derek Mason: @CoachDerekMason
 Vanderbilt Football: @VandyFootball

In 2012, Vanderbilt Athletic Communications was honored with the "Super 11" Award by the Football Writers Association of America.



Returning Starters

OFFENSE: 7

NAME, POSITION	2013 NOTES
Jerron Seymour, RB	Eight-game starter rushed for 716 yards, record-tying 14 rushing TDs
Jordan Cunningham, WR	Started six games at freshman, posting 15 catches for 123 receiving yards
Steven Scheu, TE	Registered nine catches for 123 receiving yards during seven starts
Joe Townsend, C	A leader in the interior, Townsend has started 20 consecutive games
Jake Bernstein, OG	Bernstein started last 11 games at left guard, has 17 career starts
Spencer Pulley, OG	A second-year starter, Pulley started all 13 games at right guard
Andrew Jelks, OT	Earned SEC All-Freshman, Freshman All-America honors as tackle

DEFENSE: 5

NAME, POSITION	2013 NOTES
Kyle Woestmann, DE	Woestmann posted team-high six QB sacks while starting every game
Adam Butler, DT	Started six games at tackle, registering 25 stops, 6.0 tackles for losses
Vince Taylor, DT	Interior lineman contributed 18 total tackles as first-year starter
Darreon Herring, LB	Ranked second on team with 84 total tackles; third with 47 solo stops
Jake Sealand, LB	A six-game starter, Sealand ranked fifth on squad with 45 total tackles

SPECIALISTS: 1

NAME, POSITION	2013 NOTES
Taylor Hudson, Punter	Averaged 42.9 yards as first-year starter. Had 13 punts of 50+ yards

Top Vanderbilt Statistical Returnees

RUSHING							
	G	Att.	Net.	Avg.	TD	Long	Avg./G
Jerron Seymour	12	164	716	4.4	14	58	59.7
Brian Kimbrow	12	81	341	4.2	3	25	28.4
PASSING							
	G	Effic.	Comp.-Att.-INT	Pct.	Yards	TD	Avg./G
Patton Robinette	10	117.2	46-88-5	52.3	642	4	64.2
RECEIVING							
	G	Rec.	Yards	Avg.	TD	Long	Avg./G
Jerron Seymour	12	19	126	6.6	0	22	11.4
Jordan Cunningham	13	15	123	8.2	0	14	9.5
Kris Kentera	13	10	100	10.0	1	23	7.7
DEFENSE							
	G	UA-A-TT	TFL/Yds.	Sacks	INT	PBU	FF/FR QH
Darreon Herring	13	47-37-84	3.0-14	1.5-11	1-3	11	0/0 1
Jake Sealand	13	14-31-45	2.5-6	0.0-0	0-0	1	1/0 0
Kyle Woestmann	13	21-19-40	7.0-29	6.0-28	0-0	1	1/0 2
Caleb Azubike	10	21-10-31	9.5-53	4.0-42	0-0	0	0/1 3
Barren Dixon	13	10-16-26	4.5-15	2.5-10	0-0	2	0/0 1
Adam Butler	12	16-9-25	6.0-18	0.0-0	0-0	2	1/1 1

Fact Book Credits

The 2014 Vanderbilt Fact Book was produced by the Athletic Communications Office.

ON THE COVERS: The front and back covers were created by Vanderbilt Creative Services designer Michael Smeltzer. He also designed templates for the fact book interior pages. Shaun Senn provided graphic designs for the inside front and back covers and page one of the book.

STAFF: Larry Leathers was the lead writer for this publication. Staff members Kyle Parkinson, Ryan Schulz, Andy Boggs, Brandon Barca, David Dawson, Jerome Boettcher, Dana Reynolds, Rod Williamson, and Robynn Candish assisted. Former intern Robbie Straight also contributed.

PHOTOS: Many images in this guide are the work of Vanderbilt University shooters John Russell, Joe Howell, Steve Green, Daniel Dubois, Anne Rayner and Lauren Holland. Other images were provided by the Associated Press, Getty Images, Frank DiBrango, Chad Driver, Chris Justice, Donn Jones, Stan Jones, Don Kelly, Tommy Lawson, Ronald Modra, Warne Riker, Ed Rode, Tim Sofranko, Mike Strasinger, and Winslow Townson. We are grateful for their contributions.

PRINTING: Franklin Graphics, Nashville

GRATITUDE: The Vanderbilt football staff wants to offer a special thank you to Nashville author H. Jackson Brown, Jr., who gave permission for the team to use the "The Commodore Creed" adaptation from his "The Champion's Creed."

SPECIAL THANKS: The Southeastern Conference, NCAA, College Football Hall of Fame, Country Music Association, Stanford Athletics, Associated Press, Getty Images, Nashville Convention & Visitors, the Nashville *Tennessean*, Tennessee Sports Hall of Fame, Houston Texans, Chicago Bears/Bill Smith, Green Bay Packers/Jim Biever, St. Louis Rams, Tennessee Titans/Donn Jones and NFL.com.

ALL-STAR CANDIDATES



ANDREW JELKS

Sophomore, Offensive Tackle

As starting RT, Jelks earned Freshman All-America and SEC All-Freshman honors in 2013. Jelks could replace Wesley Johnson at left tackle this year.



ADAM BUTLER

Sophomore, Defensive Line

Butler contributed 25 tackles, including six stops resulting in losses, as a redshirt freshman starter at defensive tackle in 2013, then impressed in Vanderbilt's 3-4 defensive alignment during Spring Ball.



DARRIUS SIMS

Sophomore, Return Specialist

As a true freshman in 2013, Sims ranked among the SEC leaders with a 22.8-yard kickoff return average.



JOE TOWNSEND

Senior, Center

A leader on the Commodore offensive interior, Townsend has a 20-game consecutive start streak entering his final season.



TAYLOR HUDSON

Senior, Punter

As a first-year starter, Hudson averaged 42.9 yards in 2013. It ranks as the 10th highest single-season average by a Commodore.

ALL-STAR CANDIDATES



KYLE WOESTMANN

Senior, Outside Linebacker

Blessed with a tremendous motor, Woestmann has amassed 12 quarterback sacks and 15 tackles for loss entering his final year.



VINCE TAYLOR

Senior, Defensive Tackle

Coming off his best season in 2013, the powerful Taylor seems a perfect fit for Vanderbilt's nose tackle role in new 3-4 alignment.



JERRON SEYMOUR

Junior, Running Back

The compact, yet physical Seymour rushed for 716 yards and tied a single-season team record with 14 rushing touchdowns as a first-year starter in 2013.



DARREON HERRING

Junior, Linebacker

Herring became the team's most productive linebacker in 2013. He is Vanderbilt's active career leader with 66 solo tackles and 117 total stops.



CALEB AZUBIKE

Junior, Outside Linebacker

Like Woestmann, Azubike is moving to a new role of outside linebacker. In his first two years, Azubike has totalled 52 tackles, eight quarterback sacks and 14 tackles for loss.

COMPETITIVE SUCCESSES

VANDERBILT ATHLETICS...

Vanderbilt Athletics enjoyed an abundance of success on and off the playing field during the 2013-14 campaign.

The football team's 9-4 record and post-season Top 25 ranking added significantly to one of the most successful 12-month stretches in Vanderbilt history. Eight Commodore varsity

teams, highlighted by a national championship performance by the Vanderbilt baseball squad, advanced to 2013-14 NCAA postseason competition.

Off the field, Commodore student-athletes also enjoyed plenty of success.

The student-athlete population concluded the 2013-14 calendar year with a 3.086 collective GPA, with 206 Southeastern Conference Academic Honor Roll recipients and 125 Dean's List honorees.

Vanderbilt's dogpile celebration

Vanderbilt 2013-14 Athletic Achievements

Football

9-4 season, bowl victory,
Top 25 postseason ranking

Baseball

NCAA National Champions

Women's Bowling

Finished 5th at NCAA
Championships

Women's Tennis

Advanced to NCAA Sweet 16,
Finished T-9th at NCAA

Women's Golf

SEC Champions; NCAA Region
Champions; Finished T-10th at
NCAA Championships

Men's Golf

Finished T-16th at 2014 NCAA
Championships

Men's Tennis

Advanced to 2nd round
of NCAA, Finished T-17th
at NCAA Championships

Women's Cross Country

Advanced to NCAA
Championships for second
time in team history

Women's Basketball

Advanced to NCAA tourney
for 15th straight season

at the 2014 College World Series enabled the program to improve its final ranking in the Learfield Sports Directors' Cup standings for a record-extending fifth year in a row. The Commodores finished the 2013-14 year ranked No. 45 in the Directors' Cup, its highest result since 2007.



THREE STRAIGHT BOWL APPEARANCES

The Vanderbilt football team continued to achieve in 2013. The Commodores reached nine wins in consecutive seasons for the first time in team history. The squad defeated SEC East rivals Florida, Georgia and Tennessee for the first time ever in the same season, won a second straight bowl, and earned a Top 25 postseason ranking in the Associated Press and coaches for the second consecutive year.



GOLF STANDOUTS

Simin Feng (left) and Hunter Stewart led their respective teams to the 2014 NCAA Championships. Feng captured medalist honors at the SEC Championships by a stunning eight-stroke margin and went on to earn All-America recognition. Through qualifying, Stewart played in the 2014 U.S. Open at Pinehurst.

ACADEMIC ACHIEVEMENTS



NCAA NATIONAL CHAMPS

Tim Corbin's Vanderbilt baseball team capped a remarkable 51-21 season by winning its first NCAA national championship, defeating Virginia for the 2014 College World Series crown. The win marked Vanderbilt's initial NCAA team title in men's competition.

A PROGRAM ON THE RISE

Commodore Athletics: By the Numbers


9 Program's Final Rank in
Capital One Cup
*NCAA men's programs

13 Student-athletes earning
All-America recognition

45 Final rank in Learfield
Sports Directors' Cup
*NCAA competitive
achievements ranking

3.08 Cumulative GPA of
Vandy student-athletes
*as of June 26, 2014

125 Vandy student-athletes
earning Dean's List



RECOGNITION ON AND OFF THE FIELD

Two Commodore seniors from the 2013 squad, Jordan Matthews (left) and Carey Spear, were standouts on and off the gridiron. Matthews became the SEC's all-time receiving and reception yardage leader. Spear ranked among the squad's best kickers ever and became the first 'Dore ever named to the Allstate AFCA Good Works national team.

'DORES IN THE PROS



JAY CUTLER

In his eighth NFL year, Cutler teamed with Chicago receivers Brandon Marshall and Alshon Jeffery to create one of the league's most potent passing attacks. Cutler's 89.2 QB rating last year was the highest of his career. The former SEC Offensive Player of the Year enters 2014 with 155 career touchdown passes and nearly 25,000 career passing yards.

EIGHTEEN FORMER 'DORES ACTIVE ON NFL ROSTERS

Eighteen former Vanderbilt standouts, including eight from the 2013 Commodore roster, are currently signed with National Football League

teams looking to continue or start pro careers.

The list of former Commodores includes nine offensive players, eight defensive standouts and a placekicker.

Three pro teams – the Buffalo Bills, Green Bay Packers and Philadelphia Eagles – have multiple former Commodores on their preseason rosters.

Two former 'Dore offensive linemen, **Chris Williams** and **Thomas Welch**, signed free agent deals with new teams: Williams with Buffalo and Welch with New Orleans.

Three seniors off the 2013 squad were selected in the 2014 NFL Draft. All-America wide receiver **Jordan Matthews** was picked in the second round by Philadelphia, All-SEC offensive tackle **Wesley Johnson** was

taken in the fifth round by Pittsburgh and all-conference cornerback **Andre Hal** was a seventh round pick of the Texans.

Commodores in the NFL

- **Brandon Barden**, TE, Jacksonville
- **Steven Clarke**, CB, Miami
- **Jay Cutler**, QB, Chicago
- **Tim Fugger**, LB, New York Jets
- **Andre Hal**, CB, Texas
- **Casey Hayward**, CB, Green Bay
- **Wesley Johnson**, OT, Pittsburgh
- **Jonathan Krause**, WR, Cleveland
- **Kenny Ladler**, S, Buffalo
- **Walker May**, OLB, Atlanta
- **Jordan Matthews**, WR, Philadelphia
- **D.J. Moore**, CB, Tampa Bay
- **Sean Richardson**, S, Green Bay
- **Ryan Seymour**, OG, San Francisco
- **Carey Spear**, PK, Philadelphia
- **Zac Stacy**, RB, St. Louis
- **Thomas Welch**, OT, New Orleans
- **Chris Williams**, OG, Buffalo



ZAC STACY

Vanderbilt's all-time leading rusher was a rookie sensation for St. Louis. Stacy became the Rams' most productive offensive weapon during the 2013 season, rushing for 973 yards and seven touchdowns. Stacy ranked second among all NFL rookies in rushing yards.

'DORES IN THE PROS



FORMER 'DORES IN PACKERS' SECONDARY

At times during the 2013 season, former Vanderbilt teammates Sean Richardson, left, and Casey Hayward roamed the secondary for the Green Bay Packers. Richardson returned from injury to see substantial playing time for the Packers at safety while Hayward struggled with injuries after putting together a sensational rookie campaign in 2012.



CHRIS WILLIAMS

The former first-round pick enjoyed an excellent season for the St. Louis Rams in 2013. After starting every regular season game at guard, Williams signed an attractive free agent contract with the Buffalo Bills during the offseason.



SENIOR BOWL PARTICIPANTS

Kenny Ladler (above) and Wesley Johnson joined Jordan Matthews at the Reese's Senior Bowl in late January to showcase their skills in front of an array of NFL coaches and scouts.



JORDAN MATTHEWS

The record-setting Matthews became the first Vanderbilt player ever to attend the NFL Draft. The wide receiver walked to the stage after his name was announced early in the second round.

IMPRESSING PRO SCOUTS



UPCLOSE WITH MATTHEWS

After seeing Vanderbilt All-America Jordan Matthews at the Combine and sharing a personal moment with him at pro day on campus, Philadelphia Eagles' head coach Chip Kelly drafted the wide receiver with the No. 42 overall pick.



ON DISPLAY AT THE COMBINE

Wesley Johnson was one of four Commodores that participated in the NFL Combine. He was joined by Andre Hal, Kenny Ladler and Jordan Matthews.

PRO DAY HELPS FOUR SENIORS GET ROOKIE NFL DEALS

In the last three years, a dozen 'Dore senior who did not attend the NFL Combine have used Vanderbilt's Pro Day as their avenue into pro football.

The on-campus activity comes in mid-March as NFL teams are evaluating draft-eligible prospects.

In 2014, four former Commodores used the activity held for the first time in the team's Indoor Practice Facility to earn rookie free agent deals. They were outside linebacker **Walker May**, Atlanta; wide receiver **Jonathan Krause**, Cleveland; cornerback **Steven Clarke**, Miami; and kicker **Carey Spear**, Philadelphia.



FLEET KRAUSE

Jonathan Krause earned an eventual rookie deal with Cleveland after running a low-4.4 40 and impressing in position drills at Pro Day.

COMMODORES IMPRESS WITH COMBINE RESULTS

All four Commodore seniors participating the 2014 NFL Combine – **Jordan Matthews, Andre Hal, Wesley Johnson and Kenny Ladler** – get plenty to earn the attention of pro scouts in attendance.

Nearly three months later, Matthews, Johnson and Hal were drafted while Ladler became a coveted rookie free agent.

After erasing concerns about

speed with a 4.46 40-yard dash, Matthews went on to do 21 reps of the 225-lb. bench press and post a 35.5-inch vertical jump.

Ladler was among the top safeties in three competitions, including a 36.5-inch vertical, while Hal responded with a sub-4.5 40 and excellent agility tests. Johnson ranked among the top linemen in the broad jump and 3-cone drill.



BUSY HAL

Cornerback Andre Hal stayed busy prior to getting drafted by the Texans. After playing in the East-West Shrine Bowl, Hal performed well at the NFL Combine, then returned to campus to train with Commodore teammates for Pro Day where he completed position drills.

TEAM FACILITIES



ON-CAMPUS INDOOR FACILITY

Inclement weather should not hinder Derek Mason's Commodores in the future. The team will have access to a new indoor practice facility that opened last November. The venue, located near the team's outdoor practice complex, features a regulation-size football field, synthetic surface, video board and video systems.

FIRST FULL SEASON WITH INDOOR PRACTICE VENUE



CORRIDOR DECOR

The Corridor of Captains near the team's player locker room has undergone a thorough redesign. It highlights academic achievers, All-America and All-SEC recipients, the program's coaching legacy, bowl appearances and all-time Commodores in the NFL.

Foul weather should not affect the Commodores' preparations, thanks to an indoor facility that opened close to the Vanderbilt football offices and locker rooms last November.

The \$31 million project includes a regulation-length football field, synthetic turf similar to the stadium playing surface, an array of modern video technologies, along with a 300-meter track.

The expansive indoor facility is one of several improvements that have produced positive impacts to the Vanderbilt football team. In the last two years, the program has witnessed the addition of a 140-seat team auditorium and position meeting rooms, revitalization of the players' locker room, and cushioned Shaw Sportex synthetic turf in the stadium field.

A thorough redesign of the Corridor of Captains, football weight room and coaches' offices, should be complete this summer.

Recent program upgrades

INDOOR PRACTICE FACILITY (November, 2013)

- Regulation-size football field
- In-house video system

VANDERBILT STADIUM (completed 2012)

- Video board, berm added in north end zone
- Shaw Sportex synthetic turf surface installed
- Stadium lighting system replaced

MEETING ROOMS (completed 2012)

Second-floor expansion of McGugin Athletics Center includes 140-seat team auditorium, seven position rooms and an executive meeting room.

LOCKER ROOMS (completed in 2012)

Thorough revitalization of players' locker rooms in McGugin Center and gameday locker room in stadium.



WALL DECOR

Stylish 'Anchor Down' art decor greet guests to the football office.



WEIGHT ROOM RENOVATION

A complete renovation of the weight room to achieve improved functional movement and injury prevention is in place. Keiser air-resistance systems (above), Versa Climbers (right), GHR machines and Core boards have become part of the team's daily training program.



VANDERBILT UNIVERSITY



VANDERBILT STUDENT-ATHLETES AND ACADEMIC ACHIEVEMENT

Twenty football players, including four All-SEC performers, received diplomas during Vanderbilt Commencement ceremonies last May. Vanderbilt Athletics' teams posted the highest Academic Progress Rate (APR) scores of any Southeastern Conference school in seven of the varsity sports that compete in the league.

Where Vanderbilt ranks:

17th Among U.S. national universities

2nd Among universities in southeastern U.S.

11th Best schools, best value for undergrads

1st Graduate School of Education: Peabody

Source: U.S. News & World Report
Best Colleges 2014 Edition

STUDENT-ATHLETES ACADEMIC SUCCESSES

During the 2013-14 school year, thirty-five members of Vanderbilt football team received Dean's List recognition from the university.

Commodore student-athletes are aided by a full-time staff of 11 highly qualified advisors and counselors in the Stratton Foster Academic Center.

Four academic advisors – Eugene Henderson, Max-Maurice Martin, Ashley Vogl and academic support director Elizabeth Wright – devote their energies to helping football student-athletes fulfill their academic obligations with discipline, perseverance, and integrity.

The bi-level Stratton Foster complex in McGugin Athletics Center was thoroughly renovated in 2011. It serves as a resource center to meet with a tutor or academic advisor, use a computer, or to study and read during spare moments.

The University: By the numbers

8-1 Undergrad ratio for student-to-faculty

13% Acceptance rate for undergrad admissions

36 Number of residence halls and apartments

50% Percentage of female undergraduates

94% Vanderbilt students that live on campus

96% Retention rate for freshmen students

34% Students that study abroad

87% Students graduating in four years





ELITE ACADEMICS; SCENIC URBAN FEEL

Located in the popular Midtown district of Nashville, Vanderbilt is regarded among the nation's finest universities. The private research university enrolled 6,875 undergraduate and 5,960 postgraduate students last year. Those students came from every state and around the globe.

The university was founded 141 years ago when magnate Cornelius "Commodore" Vanderbilt provided an initial endowment.

Vanderbilt is a charter member of the Southeastern Conference, and is the only private school among its 14-member universities.

Vanderbilt is considered among the top universities in America. In its popular annual "Best Colleges" edition, *U.S. News & World Report* most recently ranked Vanderbilt No. 17 among all national universities and No. 2 among schools located in the Southeast.

The campus is just southwest of downtown Nashville on 330 pristine acres that are designated as a national arboretum. Two areas of campus closed to vehicles – the Peabody campus and the collection of academic buildings surrounding Kirkland Hall that form the original campus – are frequently named among the South's most beautiful college environments.

Though located within walking distance of downtown activities, the quality of Vanderbilt life is reflected in much smaller, less public ways – attending an athletic event, grabbing a late-night snack with friends, or having dinner at a professor's home.

Most Vanderbilt undergraduates live on campus during their time at the university. Nearly residential halls dot the campus, including two of the nation's most unique residential communities for undergraduates: The Martha Rivers Ingram Commons on the Peabody campus and the Warren and Moore college halls of Kissam on the main campus.

Vanderbilt offers numerous degrees in four undergraduate colleges: the College of Arts and Science, Peabody College, School of Engineering and Blair School of Music.



NASHVILLE: THE "IT" CITY



TENNESSEE TITANS

The Titans was guided by first-year head coach Ken Whisenhunt, who served as a Vanderbilt assistant coach in the 1990s.

NASHVILLE OFFERS PLENTY OF SPORTS

Nashville has become one of the South's top cities for sports enthusiasts.

For lovers of college sports, Vanderbilt is enjoying more athletic success than ever before while exposing Nashville residents to other SEC programs.

Enthusiasts of pro sports have two successful teams in the market: the NFL's Titans and the NHL's Predators. Both play downtown: the Titans at spacious LP Field and Preds in Bridgestone Arena.

Bridgestone Arena will host several SEC basketball tournaments in coming years, starting with the men's tourney in 2015 and 2016.



NHL PREDATORS

Formed in 1998, the Nashville Predators of the NHL has made hockey hip in the Music City.



MUSIC CITY: COOL & HAPPENING

Vanderbilt's vibrant hometown of Nashville has become one of the fastest-growing cities and visitor destinations in the United States. And virtually everybody's jumping on the Music City bandwagon.

Vanderbilt students, faculty, staff and visitors cite Music City as one of the leading perks of the university, which is located in the bustling Midtown district about two miles from an exciting and welcoming downtown.

Nashville has become one of the nation's top urban attractions, exuding all of the charm and hospitality one expects from a grand Southern capital city with the amenities expected in the largest destinations.

The secret is out on Nashville and its metro population of nearly 1.8 million. Popular magazines rave about the city's diversity in attractions, accommodations and niche districts. Conventions are the newest to discover the city. Nashville is now must-see destination.

The success of ABC's popular song-filled drama "Nashville" hasn't hindered its soaring appeal.

Nashville enjoys a diverse and youthful population, unique neighborhoods and parks, and an abundance of entertainment districts.

Taking notice of Our Town

"Most Electric Spot in the South"
GQ, 2014

"Coolest, Tastiest City in South"
Bon Appetit, 2012

"America's Next It City"
The New York Times, 2013

"Best Music City in the Nation"
Rolling Stone, 2011

No. 1: Friendliest City in U.S.
Travel & Leisure, 2012-13

"Nashville is Nowville"
Forbes, 2013

"America's Best City for BBQ"
Travel & Leisure, 2014



MUSIC: PART OF NASHVILLE'S CORE

Music is a fabric of Nashville's soul and it's the reason many current and rising stars call the city home. Nashville continues to create and host incredible music opportunities, including the can't-miss CMA Festival and Awards Show. America's finest entertainers, many from non-country music genres, want to be among the performers. National acts are drawn to two top venues in the city, Bridgestone Arena and Ryman Auditorium.



SOUTHEASTERN CONFERENCE



THE SEC: WITHOUT PEER



Vanderbilt is a charter member of the Southeastern Conference. During the last decade, Vanderbilt has shared in the league's unparalleled success. With the SEC Network coming this August, the conference's competitiveness promises to capture even more of the nation's college football attention.

- Incredibly, SEC football teams won seven of the last eight national titles, and nine of the 16 championships, during the BCS Era (1998-2013). The SEC also captured seven more BCS titles than any other conference.
- From 2006-13, more than half of the slots in the BCS Championship Game were taken by SEC teams (10 of 18).
- SEC teams were 54-12 (.818) in non-league play last year. Vanderbilt was 5-0 in non-league play.
- Since 2006, the SEC has accrued more bowl wins (49) than any other conference. Vanderbilt is 3-1 in postseason appearances during the span.

- On the opening weekend of NFL play in 2013, an all-time high 340 former SEC players were on active rosters. That's more than any other conference. Ten of those players were former Vanderbilt standouts.
- In the 2014 NFL Draft, 49 former SEC players were selected, including the No. 1 and No. 2 overall picks. It was the most of any conference.
- For the second straight year, the SEC tied a record with 11 first round picks in the 2014 Draft. Two former Vanderbilt standouts, **Jay Cutler** and **Chris Williams**, have been selected in the first round since 2006.

The Commodores on National Television

Vanderbilt is part of the Southeastern Conference's unmatched television package that promises to expand this season with the unveiling of the SEC Network.

On Thursday, Aug. 28, the Commodores will help christen SEC Network's initial season with a primetime home game against Temple.

The SEC Network promises to widen the league's footprint across America. The Network will air three SEC games each Saturday, along with producing a live "SEC Nation" morning show that will feature Joe Tessitore, Tim Tebow and Paul Finebaum among others.

Every Vanderbilt game is available on television due to national contracts between the SEC, ESPN and CBS Sports, and a regional package with FOX.



In 2013, Vanderbilt's dramatic win over Georgia was the Commodores' first national appearance on CBS in 12 years. The 'Dores also faced Ole Miss, South Carolina and Tennessee in national primetime games.

The Vanderbilt-Ole Miss game on Saturday, Sept. 6, will be aired on ESPN. The "SEC Nation" show also will broadcast that morning from Nashville's LP Field.



COMMODORE OUTLOOK



MASON: BUILD ON SUCCESS

Derek Mason looks to build on the successes of consecutive nine-win campaigns as he takes the helm of Vanderbilt football this season. Thirteen starters and 43 letterwinners from a 9-4 squad that finished with a Top 25 ranking will greet Mason when preseason camp opens this summer. The returnees include six starters and 19 letterwinners on offense, five starters and 21 letterwinners on defense, and two of three specialists.

Mason is extremely familiar with the upbeat climate surrounding the Commodores. In 2010, he joined a Stanford program also trending upward. In Mason's four years in Palo Alto, Stanford became one of the nation's elite programs, making four straight BCS appearances, winning consecutive Pac-12 titles, and playing in back-to-back Rose Bowls.

Mason has attracted a top-notch coaching staff as he attempts to duplicate the Stanford success at Vanderbilt. The group includes a former successful major college head coach, six former coordinators, and three coaches with successful tenures in the NFL.

Several standouts must be replaced off the 2013 Vanderbilt squad, including record-breaking receiver **Jordan Matthews**, quarterback **Austyn Carta-Samuels**, offensive tackle **Wesley Johnson**, cornerback **Andre Hal**, safety **Kenny Ladler** and kicker **Carey Spear**.

Despite the substantial losses due to graduation, Mason will direct a young, yet talented Commodore squad.

The pro style offense features seven starters from a year ago, including center **Joe Townsend**, guards **Jake Bernstein** and **Spencer Pulley**, tackle **Andrew Jelks**, tight end **Steven Scheu**, receiver **Jordan Cunningham** and running back **Jerron Seymour**.

Though just four returning starters are back on defense — linebacker **Darreon Herring**, tackles **Vince Taylor** and **Adam Butler**,

and end/linebacker **Kyle Woestmann**, the unit has more than a dozen additional letterwinners who played key minutes in 2013.

Punter **Taylor Hudson**, returner **Darrius Sims** and snapper **Andrew East** rank among the team's top specialists.

Keen observers of the Vanderbilt program are also excited to see the development of several highly regarded first-and second-year players on the roster.

For the second straight year, Vanderbilt kicks off with a Thursday night matchup, hosting Temple on August 28. The game is part of a conference doubleheader that serves as the introduction of football coverage on the SEC Network.

The schedule features seven additional games in Nashville, one downtown at LP Field and six on campus. On Sept. 6, Vanderbilt and Ole Miss square off on ESPN in a featured SEC matchup at LP Field. The Commodores also host UMass on Sept. 13 and South Carolina on Sept. 20 before hitting road for games at Kentucky and Georgia. The 'Dores final four home games come against Charleston Southern (Oct. 11), Old Dominion (Nov. 1), Florida (Nov. 8) and Tennessee (Nov. 29).

Vanderbilt 2013 Rankings

TEAM OFFENSE

Stat Category	Avg.	SEC/NCAA
Scoring Offense	30.1	8/56
Total Offense	366.5	10/93
Rush Offense	139.0	14/92
Pass Offense	227.5	9/67

TEAM DEFENSE

Stat Category	Avg.	SEC/NCAA
Scoring Defense	24.6	8/56
Total Defense	354.8	6/23
Rush Defense	147.8	5/40
Pass Defense	206.9	6/23



TRIO AMONG RUNNING BACK CANDIDATES

2013 leading rusher Jerron Seymour is flanked by junior Brian Kimbrow, left, and redshirt freshman Ralph Webb.

OFFENSIVE BACKFIELD

Starters back: 2 Letterwinners: 6

After staging Spring Practice with just two quarterbacks in uniform, the Commodores enter August camp with six candidates competing for the open signal calling position and a trio of talented prospects vying for the starting tailback role.

Without doubt, the biggest question facing new offensive coordinator **Karl Dorrell** is deciding who will guide the Commodores' pro-set offense. The former UCLA head coach and key Houston Texans' offensive assistant has several candidates, including sophomore **Patton Robinette**, redshirt freshman **Johnny McCrary** and recent transfer **Stephen Rivers**.

Robinette started three games last year, including wins at Florida and Houston in the BBVA Compass Bowl. He demonstrated a dual-threat ability that resulted in 11 total touchdowns. McCrary's athleticism and strong arm were on full display throughout spring drills. Rivers is an intriguing late addition, transferring to Vanderbilt as a graduate student after playing behind talented Zach Mettenberger for two years at LSU.

Junior **Josh Grady**, a dual-threat player who saw limited action last year, adds depth at the position. The 2014 signing class also includes two prospects, **Wade Freebeck** and **Shawn Stankavage**.

New running backs mentor **Charles Bankins** appears to have a three-person competition for the tailback role involving juniors **Brian Kimbrow** and **Jerron Seymour**, and redshirt freshman **Ralph Webb**.

Seymour rushed for 716 yards and a record-breaking 14 touchdowns last year, while Kimbrow posted 341 rushing yards and three TDs. Seymour is an excellent inside runner and among the SEC's best in short-yardage situations. Kimbrow offers greater quickness and big-play abilities. Webb displayed breakaway speed and inside toughness during an impressive showing last spring.

Junior **Derek King** will get preseason snaps at running back.

The team's lone signee at running back, **Dallas Rivers**, brings a bigger frame and different dimension to the corps.

Senior **Kellen Williams**, a former linebacker, enters August camp as the team's likely fullback. Two walk-ons – **Joseph Hoffman** and **Chris Martin** – complete the fullback candidates.

Quarterbacks

Stephen Rivers.....	Grad.....	TR
Josh Grady.....	Jr.....	2L
Patton Robinette.....	So.....	1L
Johnny McCrary.....	R-Fr.....	RS
Wade Freebeck.....	Fr.....	HS
Shawn Stankavage.....	Fr.....	HS

Running Backs

Kellen Williams (FB).....	Sr.....	2L
Derek King.....	Jr.....	1L
Brian Kimbrow.....	Jr.....	2L
Joseph Hoffman (FB).....	Jr.....	SQ
Chris Martin (FB).....	Jr.....	SQ
Jerron Seymour.....	Jr.....	2L
Ralph Webb.....	R-Fr.....	RS
Dallas Rivers.....	Fr.....	HS

OUTLOOK: RECEIVING CORPS



RECEIVING CORPS FEATURES YOUNG PLAYMAKERS

Junior tight end Steven Scheu (back) should get more opportunities at receptions in the new Vanderbilt offense. Jordan Cunningham, left, C.J. Duncan and Latevius Rayford, right, are among the team's exciting corps of young receivers.

RECEIVING CORPS

Starters back: 1 Letterwinners: 6

Commodore fans will see a notably different receiver corps in 2014, following the graduation of Jordan Matthews, the most prolific receiver in Southeastern Conference history.

With the departures of Matthews and second leading receiver Jonathan Krause, new Vanderbilt receivers coach **Marc Lubick** promises to oversee a competitive camp with starting jobs at stake.

Senior walk-on **Trey Wilkins** and a pair of sophomores, **Jordan Cunningham** and **Latevius Rayford**, are the team's most experienced receivers. Cunningham's 15 receptions for 123 yards tops the team's returnees at wide receiver.

Junior **Kris Kentera** is a potential target, bringing a bigger body to the wide receiver position after catching 20 passes the last two years playing tight end/H-back.

Redshirt freshmen **C.J. Duncan** and **Gerald Perry** flashed plenty of ability during spring drills. Duncan could become a fan favorite, bringing an array of playmaking skills to the Commodore offense. No Vanderbilt receiver displayed surer hands during the spring than Perry.

The development of a third redshirt freshman, **DeAndre Woods**, who missed all of 2013 to injury, would create more depth at the position.

The staff also signed four wide receiver prospects: **Rashad Canty**, **Ronald Monroe**, **Caleb Scott** and **Trent Sherfield**.

Redshirt freshman **Chandler Dorrell**, also joins the Commodores as a

transfer from Stanford.

Walk-ons **Curtis Graves** and **Nigel Walker** round out the WR prospects.

First-year coach **Gerry Gdowski** expects continued development from the team's corps of tight ends.

Junior **Steven Scheu** developed into a quality starter in 2013, catching nine passes for 123 yards and a touchdown. Scheu also possesses the physical frame to effectively block for the 'Dore running game.

Dillon van der Wal looks to create more opportunities during his final season.

The new staff also secured a transfer from Stanford tight end **Davis Dudchock**, a graduate student who becomes eligible this year.

Redshirt freshman **Nathan Marcus** also impressed during spring drills. Freshman **Mitch Parsons** also joins the roster.

Wide Receivers

Trey Wilkins.....	Sr	1L
Kris Kentera	Jr	2L
Jordan Cunningham	So	1L
Latevius Rayford	So	1L
Chandler Dorrell.....	R-Fr	TR
C.J. Duncan.....	R-Fr	RS
Gerald Perry.....	R-Fr	RS
DeAndre Woods	R-Fr	RS
Rashad Canty	Fr	HS
Ronald Monroe	Fr	HS
Caleb Scott.....	Fr	HS
Trent Sherfield.....	Fr	HS

Tight Ends

Davis Dudchock.....	Grad	TR
Dillon van der Wal.....	Sr	3L
Steven Scheu	Jr	2L
Nathan Marcus.....	R-Fr	RS
Mitch Parsons.....	Fr	HS

OUTLOOK: OFFENSIVE LINE



FOURSOME RETURNS TO STARTING ROLES

From left, guard Spencer Pulley, tackle Andrew Jelks, guard Jake Bernstein and center Joe Townsend return as starting performers on the offensive line.

OFFENSIVE LINE

Starters back: 4 Letterwinners: 9

The Vanderbilt offensive line, which includes four of five starters back from a year ago, should be a strength of the Commodores this season.

New offensive line coach **Keven Lightner** inherits a unit that includes two-year starters at center and both guard positions, and a pair of experienced tackles. The corps also blends solid depth, with another five contributors competing for more playing time.

In 2013, the offensive line helped Vanderbilt produce its most potent scoring offense of the modern era. The team's 30.1-point average ranks as the highest single-season average since the 1910s.

The new staff must replace All-SEC left tackle Wesley Johnson. Drafted by the Pittsburgh Steelers, Johnson graduated with a school-record 51 consecutive starts.

The staff expects sophomore **Andrew Jelks** to move into Johnson's vacancy at tackle. Jelks earned SEC All-Freshman honors last year after impressing in eight starts at right tackle.

The core of the offensive line is senior center **Joe Townsend**, and junior guards **Jake Bernstein** and **Spencer Pulley**. All three are All-SEC caliber performers and are entering their third seasons as starters.

Townsend tops the entire squad with 22 career starts and enters his final year as a contender for the Rimington Trophy.

Pulley and Townsend as the only 'Dores to start every game last year.

Bernstein has started in 17 of his last 18 appearances.

Fifth-year senior **Andrew Bridges**, who missed much of the 2013 season to injury, is back to reclaim the right tackle role across from Jelks. He is expected to face strong competition from a trio of young Commodores: sophomores **Blake Fromang** and **Kevin McCoy**, and redshirt freshman **Sean Dowling**.

Sophomore **Will Holden** and redshirt freshman **Delando Crooks** possess the ability to push Bernstein and Pulley at the guard positions, while a third sophomore, **Barrett Gouger**, can swing between center and guard.


Senior **Ryan Brockway** also provides depth at tackle.

The team's signing class also includes three highly regarded prospects **Bailey Granier**, **Cole Hardin** and **Bruno Reagan**.

Offensive Linemen

Andrew Bridges.....	Sr.....	3L
Ryan Brockway.....	Sr.....	SQ
Joe Townsend	Sr.....	3L
Jake Bernstein.....	Jr.....	2L
Spencer Pulley.....	Jr.....	2L
Blake Fromang.....	So	1L
Barrett Gouger.....	So	1L
Will Holden.....	So	1L
Andrew Jelks	So	1L
Kevin McCoy	So	1L
Delando Crooks	R-Fr.....	RS
Sean Dowling	R-Fr.....	RS
Bailey Granier.....	Fr.....	HS
Cole Hardin	Fr.....	HS
Bruno Reagan	Fr.....	HS

OUTLOOK: DEFENSIVE LINE



'DORES ENJOY EXPERIENCE IN THE INTERIOR OF DEFENSE

Adam Butler, left, Vince Taylor, center, and Barron Dixon bring starting experience and production to the Commodores' interior front.

DEFENSIVE LINE

Starters back: 2 Letterwinners: 4

The Vanderbilt defensive line returns with three proven performers and several young Commodores seeking an opportunity for playing time.

First-year coach **Frank Maile** will mentor a unit that could qualify as Vanderbilt's most talented defensive line corps in recent years. The former Utah State DL coach will also guide the unit's shift to a 3-4 alignment.

Vanderbilt's 3-4 will be anchored by a pair of senior tackles with starting experience from a year ago, **Vince Taylor** and **Barron Dixon**.

Taylor produced 12 solo tackles and 18 total tackles as a 10-game starter in 2013. Coming off an impressive showing in spring drills, Vanderbilt coaches believe Taylor has All-Southeastern Conference abilities at the nose tackle position. Dixon was more productive than Taylor last year, contributing 26 total tackles, 4.5 tackles for loss and 2.5 quarterback sacks. Dixon earned a single start while playing in all 13 games for the Commodores as a junior.

Sophomore **Adam Butler** is arguably the Commodores' most versatile linemen. The 6-5, 310-pound Butler brings the ability to play tackle or end to the Vanderbilt defense. Butler is also a proven performer on the field,

Tackles

Vince Taylor	Sr.....	3L
Barron Dixon.....	Sr.....	3L
Nifae Lealao.....	Fr.....	HS

having contributed 16 solo tackles and six tackles for loss as a redshirt freshman in 2013.

The Commodores will be counting on a pair of youngsters, sophomore **Torey Agee** and redshirt freshman **Jay Woods**, to earn playing roles in the defensive line rotation. Agee brings excellent work ethic to the line corps while Woods possesses excellent natural abilities and could be a breakout player for the Commodore defense this fall.

Three intriguing newcomers – **Nifae Lealao**, **Sekou Clark** and **Riley Tindol** – could move into playing roles. Lealao is a highly recruited Northern Californian who possesses the size and quickness to play either tackle or end. Clark and Tindol are being targeted as defensive ends by Commodore coaches.

Ends

Torey Agee	So.....	1L
Adam Butler.....	So.....	1L
Jay Woods	R-Fr.....	RS
Riley Tindol	Fr	HS
Sekou Clark.....	Fr	HS

OUTLOOK: LINEBACKERS



PROVEN PERFORMERS BACK IN LINEBACKING CORPS

Caleb Azubike (left) and Kyle Woestmann (right) shift to new responsibilities this year at outside linebacker while Darreon Herring returns as an inside 'backer.

LINEBACKER CORPS

Starters back: 2 Letterwinners: 9

The reshaped 3-4 Commodore defense features several proven playmakers and excellent overall depth among the linebacking corps.

Two top defensive starters from a year ago, senior **Kyle Woestmann** and junior **Darreon Herring**, highlight a position grouping that also features several young prospects expected to quickly impact the defense.

The roster also includes several exciting young players in the corps ready to push for playing time this August.

New coaches **David Kotulski** (coordinator/inside linebackers) and **Kenwick Thompson** (outside linebackers) will look to mold the unit that played a 4-3 alignment in 2013. Six of the team's 15 linebacker prospects are former defensive ends looking to prosper at a new position.

Herring, a two-year starter, was one of the Commodores' most productive defenders in 2013, ranking second on the team with 84 total tackles and 10 defensed passes, and third with 47 solo tackles. Herring is supported by a trio of linebackers that contributed last year: junior **Jake Sealand** and sophomores **Harding Harper** and **Ja'karri Thomas**. Sealand was the team's fifth leading tackler last year.

Two talented redshirt freshmen, **Nigel Bowden** and **Zach Cunningham**, are expected to compete for substantial roles at inside linebacker after demonstrating explosive abilities last spring.

The candidates at outside linebacker include some of the team's most explosive players, including Woestmann, junior **Caleb Azubike** and sopho-

Inside Linebackers

Darreon Herring.....	Jr.....	2L
Jake Sealand.....	Jr.....	2L
Harding Harper.....	So.....	1L
Ja'karri Thomas.....	So.....	1L
Nigel Bowden.....	R-Fr.....	RS
Zach Cunningham.....	R-Fr.....	RS
Hawkins Mann.....	Fr.....	HS

more **Stephen Weatherly**. All three were productive defensive ends for the Commodores in 2013: Woestmann contributing a team-high six sacks, Azubike registering four sacks among 9.5 tackles for loss, and Weatherly adding 2.5 sacks.

Junior **Jimmy Stewart** also had 15 tackles and a pair of sacks last year and will be among those competing at outside linebacker.

The coaches also expect redshirt freshmen **Jonathan Wynn** and **Landon Stokes** to continue improving after posting impressive performances during spring drills.

Senior **Casey Hughes** also could get snaps at outside linebacker.

The Commodores added a pair of linebacker prospects in the 2014 signing class: **Hawkins Mann** and **Charles Wright**.

Outside Linebackers

Casey Hughes.....	Sr.....	2L
Kyle Woestmann.....	Sr.....	3L
Caleb Azubike.....	Jr.....	2L
Jimmy Stewart.....	Jr.....	2L
Stephen Weatherly.....	So.....	1L
Landon Stokes.....	R-Fr.....	RS
Jonathan Wynn.....	R-Fr.....	RS
Charles Wright.....	Fr.....	HS

OUTLOOK: SECONDARY



PROMISING NEW STARTERS COMING TO SECONDARY

Among the team's promising young players expected to compete for starting safety roles are Oren Burks (left) and Andrew Williamson.

DEFENSIVE BACKFIELD

Starters back: 0 Letterwinners: 6

Plenty has changed in just one year with the Commodore defensive secondary. Last year, Vanderbilt was returning a secondary that included two All-Southeastern Conference performers fully intact. This year, the staff looks to find new starters at every position.

Given that reality, the spring performance of several players gave Vanderbilt's new coaching staff plenty of hope that the 2014 secondary will be just as effective as the 2013 unit.

The Commodores return two upperclassmen at safety in junior **Jahmel McIntosh** and junior **Andrew Williamson**, who might have departed spring drills as one of Vanderbilt's most impressive defenders.

While Williamson appears penciled in as the starter at strong safety replacing Kenny Ladler, McIntosh will compete with redshirt freshman **Oren Burks** among others for the open free safety role. Burks brings athleticism and physicality to the position. Two other redshirt freshmen, **Jalen Banks** and **Ryan White**, also will push for serious roles. In addition to senior walk-on **Josh Gregory**, the new Commodore staff signed three highly regarded safety prospects, **Khari Blasingame**, **Emmanuel Smith** and **Tre Tarpley**.

New defensive backs coach **Brett Maxie** also must replace both starting cornerbacks from a year ago. **Andre Hal** and **Stephen Clarke** are currently

Cornerbacks

Alex Hysong.....	Sr.....	SQ
Paris Head.....	So.....	1L
Torren McGaster.....	So.....	1L
Darrius Sims.....	So.....	1L
Tre Bell.....	R-Fr.....	RS
Taurean Ferguson.....	R-Fr.....	RS
Tre Herndon.....	Fr.....	HS
Bryce Lewis.....	Fr.....	HS
Ladarius Wiley.....	Fr.....	HS

Safeties

Josh Gregory.....	Sr.....	1L
Jahmel McIntosh.....	Jr.....	2L
Andrew Williamson.....	Jr.....	2L
Jalen Banks.....	R-Fr.....	RS
Oren Burks.....	R-Fr.....	RS
Ryan White.....	R-Fr.....	RS
Khari Blasingame.....	Fr.....	HS
Emmanuel Smith.....	Fr.....	HS
Tre Tarpley.....	Fr.....	HS

in NFL camps with Houston and Miami, respectively.

Three sophomore cornerbacks – **Paris Head**, **Torren McGaster** and **Darrius Sims** – appear set to push for the vacancies at cornerback after gaining valuable experience last year.

Defensive staffers also were impressed during spring drills with the talents of a pair of redshirt freshmen, **Tre Bell** and **Taurean Ferguson**.

The Commodore secondary also will include three impressive freshmen recruits: **Tre Herndon**, **Bryce Lewis** and **Ladarius Wiley**. Senior walk-on **Alex Hysong** also will get plenty of preseason repetitions.

OUTLOOK: SPECIAL TEAMS



SIMS, EAST AMONG TOP RETURNING SPECIALISTS

Two of Vanderbilt's top specialists this season should be return specialist Darrius Sims, left, and three-year starting snapper Andrew East.

SPECIAL TEAMS

Starters back: 3 Letterwinners: 5

While the Commodores enter the season looking to replace two specialists that will go down among the best in team history, placekicker Carey Spear and punt returner Jonathan Krause, the team has several standouts returning among its special team corps.

The Commodores' top returning specialists are senior punter **Taylor Hudson**, sophomore kick returner **Darrius Sims** and dependable senior snapper **Andrew East**.

Hudson displayed accuracy and as a first-year punter, averaged 42.9 yards to rank among the SEC's Top Ten. He will face strong competition from sophomore **Colby Cooke**, who averaged 45.1 yards on 14 punts.

Talented redshirt freshman **Tommy Openshaw** is expected to compete with walk-on sophomore prospect **David Holtgrave** to become Vanderbilt's new placekicker. They will replace Spear, an All-SEC recipient and current Philadelphia Eagle who set several Commodore records during his career.

East is one of the nation's premier snappers, and will return to handle both punt and conversion snaps for the fourth consecutive season. East will be backed by three sophomores – **Gaither Barker**, **Wilson Johnson** and **Jacob Schultz** – among others.

Placekickers

David Holtgrave	So	SQ
Tommy Openshaw	R-Fr	RS

Snappers

Andrew East	Sr	3L
Gaither Barker	So	SQ
Wilson Johnson	So	SQ
Jacob Schultz	So	SQ

The Commodores' top kick returners are Sims and **Brian Kimbrow**. Sims averaged 22.8 yards

on 25 returns as a freshman. His career long return of 71 yards came at Tennessee. Kimbrow averaged 16.0 yards on 12 returns last years.

Sims, **C.J. Duncan** and **Jordan Cunningham** are among those expected to contend for the open punt return role, though several other candidates could step forward in preseason camp.

Punters

Taylor Hudson	Sr	1L
Colby Cooke	So	1L

Return Specialists

Brian Kimbrow (KR)	Jr	2L
Darrius Sims (KR/PR)	So	1L
Jordan Cunningham (PR)	So	1L
Torren McGaster (KR)	So	1L
C.J. Duncan (PR)	R-Fr	RS
Taurean Ferguson (PR)	R-Fr	RS

COMMODORE ROSTER

Numerical Roster

NO.	NAME	POS.
2	Johnny McCrary	QB
2	Tre Tarpley	S
3	Taurean Ferguson	CB
3	Jerron Seymour	RB
4	Tre Bell	CB
4	Patton Robinette	QB
5	Torren McGaster	CB
6	Darrius Sims	CB
7	Josh Grady	QB
7	Emmanuel Smith	S
8	Ronald Monroe	WR
9	Caleb Scott	WR
10	Shawn Stankavage	QB
11	Rashad Canty	WR
11	Harding Harper	ILB
12	Wade Freebeck	QB
13	Jake Sealand	ILB
13	Trent Sherfield	WR
14	Ryan White	S
15	DeAndre Woods	WR
15	Ladarius Wiley	CB
16	Colby Cooke	P
16	Gerald Perry	WR
17	Tommy Openshaw	P/PK
17	Stephen Rivers	QB
18	Chandler Dorrell	WR
19	C.J. Duncan	WR
20	Oren Burks	S
21	Paris Head	CB
22	Casey Hughes	OLB
23	Khari Blasingame	S
24	Jalen Banks	S
25	Brian Kimbrow	RB
26	Ralph Webb	RB
27	Jahmel McIntosh	S
28	Dallas Rivers	RB
29	Taylor Hudson	P
30	Bryce Lewis	CB
31	Tre Herndon	CB
32	Andrew Williamson	S
33	Derek King	RB
34	Andrew East	OLB
35	Darreon Herring	ILB
37	Wilson Johnson	SN
38	Alex Hysong	CB
39	Dane Stubbs	S
40	Ja'karri Thomas	ILB
41	Chris Martin	FB
41	Zach Cunningham	ILB
42	Kellen Williams	FB
43	Hawkins Mann	ILB

NO.	NAME	POS.	HT.	WT.	YEAR	VL	HOMETOWN/HIGH SCHOOL
94	Torey Agee	DL	6-4	280	So.	1L	Opelika, Ala./Opelika HS
55	Caleb Azubike	OLB	6-4	260	Jr.	2L	Nashville, Tenn./McGavock HS
24	Jalen Banks	S	5-11	190	R-Fr.	RS	Markham, Ill./Thornton Township HS
96	Gaither Barker	SN	6-1	234	So.	SQ	Dunlap, Tenn./Sequatchie County HS
4	Tre Bell	CB	5-11	172	R-Fr.	RS	Union, N.J./St. Peter's Prep
53	Jake Bernstein	OL	6-4	306	Jr.	2L	Lake in the Hills, Ill./Crystal Lake South HS
52	Nigel Bowden	ILB	6-1	245	R-Fr.	RS	Macon, Ga./Central HS
51	Hunter Bowman	ILB	6-1	225	Sr.	SQ	Savannah, Ga./Savannah Country Day
52	Andrew Bridges	OL	6-6	285	Sr.	3L	Atlanta, Ga./Westminster HS
23	Khari Blasingame	S	6-1	205	Fr.	HS	New Market, Ala./Buckhorn HS
79	Ryan Brockway	OL	6-4	275	Sr.	SQ	Rolling Hills, Calif./Loyola HS
20	Oren Burks	S	6-3	212	R-Fr.	RS	Fairfax Station, Va./South County HS
69	Adam Butler	DL	6-5	305	So.	1L	Duncanville, Texas/Duncanville HS
11	Rashad Canty	WR	6-3	205	Fr.	HS	Riverdale, Ga./Riverdale HS
90	Sekou Clark	DL	6-3	260	Fr.	HS	Denton, Texas/Ryan HS
16	Colby Cooke	P	6-3	220	So.	1L	Goochland, Va./Goochland HS
64	Delando Crooks	OL	6-5	312	R-Fr.	RS	Atlanta, Ga./Carver HS
84	Jordan Cunningham	WR	6-1	175	R-Fr.	1L	Fort Lauderdale, Fla./University School
41	Zach Cunningham	ILB	6-4	225	R-Fr.	RS	Pinson, Ala./Pinson Valley HS
44	Barron Dixon	DL	6-4	295	Sr.	3L	Alpharetta, Ga./Chattahoochee HS
18	Chandler Dorrell	WR	6-0	190	R-Fr.	TR	Nashville, Tenn./St. Thomas Aquinas HS/Stanford
72	Sean Dowling	OL	6-5	288	R-Fr.	RS	Fallbrook, Calif./Fallsbrook Union HS
80	Davis Dudchock	TE	6-4	245	Grad.	TR	Birmingham, Ala./Oak Mountain HS/Stanford
19	C.J. Duncan	WR	5-11	195	R-Fr.	RS	Montgomery, Ala./St. James School
34	Andrew East	OLB	6-2	230	Grad.	3L	Indianapolis, Ind./North Central HS
3	Taurean Ferguson	CB	5-9	185	R-Fr.	RS	Jonesboro, Ga./Jonesboro HS
12	Wade Freebeck	QB	6-5	212	Fr.	HS	Davie, Fla./St. Thomas Aquinas HS
66	Blake Fromang	OL	6-7	300	So.	1L	Orlando, Fla./Lake Highland Prep
56	Barrett Gouger	OL	6-4	305	So.	1L	Soddy Daisy, Tenn./Baylor HS
7	Josh Grady	QB	6-0	202	Jr.	2L	Tampa, Fla./Armwood HS
75	Bailey Granier	OL	6-6	345	Fr.	HS	Galliano, La./South Lafourche HS
46	Curtis Graves	WR	6-1	185	So.	SQ	Alpharetta, Ga./Alpharetta HS
81	Alex Grecco	WR	5-10	175	Jr.	SQ	Warwick, R.I./Bishop Hendricken HS
49	Josh Gregory	S	5-11	170	Sr.	1L	Goodlettsville, Tenn./Davidson Academy
60	Cole Hardin	OL	6-4	305	Fr.	HS	Florence, Ala./Florence HS
11	Harding Harper	ILB	6-2	240	So.	1L	Montgomery, Ala./Carver HS
21	Paris Head	CB	6-0	185	So.	1L	Lawrenceville, Ga./Buford HS
31	Tre Herndon	CB	6-1	172	Fr.	H	Chattanooga, Tenn./East Hamilton HS
35	Darreon Herring	ILB	6-1	232	Jr.	2L	Stone Mountain, Ga./Stephenson HS
45	Joseph Hoffman	FB	6-0	220	Jr.	SQ	Scarsdale, N.Y./Edgemont HS
74	Will Holden	OL	6-7	310	So.	1L	Green Cove Springs, Fla./Clay HS
91	David Holtgrave	PK	5-10	190	So.	SQ	Louisville, Ky./Country Day
29	Taylor Hudson	P	6-3	220	Jr.	1L	Powell, Ohio/Olentangy Liberty HS
22	Casey Hughes	OLB	6-1	220	Sr.	2L	Reading, Pa./Governor Mifflin HS
38	Alex Hysong	CB	5-10	180	Sr.	SQ	Bethesda, Md./Whitman HS
50	Andrew Jelks	OL	6-6	305	So.	1L	Paris, Tenn./Henry County HS
37	Wilson Johnson	SN	6-2	210	So.	SQ	Nashville, Tenn./Montgomery Bell Academy
82	Kris Kentera	WR	6-4	220	Jr.	2L	Colorado Springs, Colo./Pine Creek HS
25	Brian Kimbrow	RB	5-8	185	Jr.	2L	Memphis, Tenn./East HS
33	Derek King	RB	5-11	205	Jr.	2L	Nashville, Tenn./Brentwood Academy
77	Nifae Lealao	DL	6-5	314	Fr.	HS	Sacramento, Calif./Capital Christian HS

COMMODORE ROSTER

NO.	NAME	POS.	HT.	WT.	YEAR	VL	HOMETOWN/HIGH SCHOOL
30	Bryce Lewis	CB	6-0	175	Fr.	HS	Lilburn, Ga./Parkview HS
43	Hawkins Mann	LB	6-3	225	Fr.	HS	Burbank, Calif./Burroughs HS
83	Nathan Marcus	TE	6-5	238	R-Fr.	RS	Glen Ellyn, Ill./Glenbard West HS
41	Chris Martin	FB	6-0	234	Jr.	SQ	Princeton, N.J./Princeton HS
78	Kevin McCoy	OL	6-5	295	So.	1L	Tampa, Fla./Armwood HS
2	Johnny McCrary	QB	6-4	230	R-Fr.	RS	Decatur, Ga./Cedar Grove HS
5	Torren McGaster	CB	6-0	192	So.	1L	Daphne, Ala./Daphne HS
27	Jahmel McIntosh	S	6-1	205	Jr.	2L	Cleveland, Miss./Cleveland HS
8	Ronald Monroe	WR	6-2	185	Fr.	HS	Houston, Texas/Fort Bend Bush HS
17	Tommy Openshaw	P/PK	6-2	185	R-Fr.	RS	Jacksonville, Fla./Creeside HS
88	Mitch Parsons	TE	6-3	250	Fr.	HS	Parker, Colo./Chaparral HS
16	Gerald Perry	WR	5-10	165	R-Fr.	RS	Memphis, Tenn./Whitehaven HS
77	Spencer Pulley	OL	6-4	300	Jr.	2L	Germantown, Tenn./Evangelical HS
86	Latevius Rayford	WR	6-1	192	So.	1L	Memphis, Tenn./Central HS
61	Bruno Reagan	OL	6-3	315	Fr.	HS	Clarksville, Tenn./Clarkville HS
28	Dallas Rivers	RB	6-1	225	Fr.	HS	Stone Mountain, Ga./Stephenson HS
17	Stephen Rivers	QB	6-7	235	Grad.	TR	Athens, Ala./Athens HS/LSU
4	Patton Robinette	QB	6-4	205	So.	1L	Maryville, Tenn./Maryville HS
81	Steven Scheu	TE	6-5	250	Jr.	2L	Evansville, Ind./Reitz Memorial HS
60	Jacob Schultz	SN	6-4	220	So.	SQ	Murfreesboro, Tenn./Siegel HS
9	Caleb Scott	WR	6-1	180	Fr.	HS	Suwanee, Ga./North Gwinnett HS
13	Jake Sealand	ILB	6-2	232	Jr.	2L	Tucker, Ga./Tucker HS
3	Jerron Seymour	RB	5-7	196	Jr.	2L	Hialeah, Fla./Hialeah HS
13	Trent Sherfield	WR	6-0	185	Fr.	HS	Danville, Ill./Danville HS
6	Darrius Sims	CB	5-9	182	So.	1L	Memphis, Tenn./Whitehaven HS
7	Emmanuel Smith	S	6-2	205	Fr.	HS	Murfreesboro, Tenn./Oakland HS
10	Shawn Stankavage	QB	6-2	185	Fr.	HS	Durham, N.C./Cardinal Gibbons HS
54	Jimmy Stewart	OLB	6-4	232	Jr.	2L	Cape Coral, Fla./Island Coast HS
99	Landon Stokes	OLB	6-4	235	R-Fr.	RS	Orlando, Fla./Lake Highland Prep
39	Dane Stubbs	S	5-11	190	Jr.	SQ	Covington, La./St. Paul's HS
2	Tre Tarpley	S	6-0	195	Fr.	HS	Pittsburgh, Pa./Central Catholic HS
53	Vince Taylor	DL	6-1	310	Sr.	3L	Hattiesburg, Miss./Oak Grove HS
40	Ja'karri Thomas	ILB	6-1	230	So.	1L	Tallahassee, Fla./Godby HS
95	Riley Tindol	DL	6-5	275	Fr.	HS	Billingsley, Ala./Autauga Academy
57	Joe Townsend	OL	6-4	312	Sr.	3L	Hendersonville, Tenn./Hendersonville HS
89	Dillon van der Wal	TE	6-6	252	Sr.	HS	Woodland Hills, Calif./Oaks Christian HS
43	Nigel Walker	WR	5-10	170	So.	SQ	Atlanta, Ga./Westminster HS
45	Stephen Weatherly	OLB	6-5	260	So.	1L	Snellville, Ga./Shiloh HS
98	Mack Weaver	TE	6-5	255	R-Fr.	RS	Collierville, Tenn./Harding Academy
26	Ralph Webb	RB	5-10	196	R-Fr.	RS	Gainesville, Fla./Gainesville HS
14	Ryan White	DB	5-9	188	R-Fr.	RS	Louisville, Ky./Trinity HS
15	Ladarius Wiley	DB	6-1	192	Fr.	HS	Los Angeles, Calif./Cathedral HS
85	Trey Wilkins	WR	5-11	210	Sr.	2L	Cordova, Tenn./St. Benedict HS
42	Kellen Williams	FB	6-1	230	Sr.	2L	Winter Garden, Fla./West Orange HS
32	Andrew Williamson	S	6-1	208	Jr.	2L	San Antonio, Texas/Stevens HS
92	Kyle Woestmann	OLB	6-3	250	Sr.	3L	Marietta, Ga./Walton HS
15	DeAndre Woods	WR	6-3	215	R-Fr.	RS	Clay, Ala./Clay-Chalkville HS
74	Jay Woods	DL	6-3	280	R-Fr.	RS	Jackson, Ga./Jackson HS
47	Charles Wright	OLB	6-3	230	Fr.	HS	Irvine, Calif./Beckman HS
49	Jonathan Wynn	OLB	6-5	244	R-Fr.	RS	Stone Mountain, Ga./Stephenson HS

Numerical Roster

NO.	NAME	POS.
43	Nigel Walker	WR
44	Barron Dixon	DL
45	Joseph Hoffman	FB
45	Stephen Weatherly	OLB
46	Curtis Graves	WR
47	Charles Wright	OLB
49	Josh Gregory	S
49	Jonathan Wynn	OLB
50	Andrew Jelks	OL
51	Hunter Bowman	ILB
52	Nigel Bowden	ILB
52	Andrew Bridges	OL
53	Jake Bernstein	OL
53	Vince Taylor	DL
54	Jimmy Stewart	OLB
55	Caleb Azubike	OLB
56	Barrett Gouger	OL
57	Joe Townsend	OL
60	Cole Hardin	OL
60	Jacob Schultz	SN
61	Bruno Reagan	OL
64	Delando Crooks	OL
66	Blake Fromang	OL
69	Adam Butler	DL
72	Sean Dowling	OL
74	Will Holden	OL
74	Jay Woods	DL
75	Bailey Granier	OL
77	Nifae Lealao	DL
77	Spencer Pulley	OL
78	Kevin McCoy	OL
79	Ryan Brockway	OL
80	Davis Dudchock	TE
81	Alex Grecco	WR
81	Steven Scheu	TE
82	Kris Kentera	WR
83	Nathan Marcus	TE
84	Jordan Cunningham	WR
85	Trey Wilkins	WR
86	Latevius Rayford	WR
88	Mitch Parsons	TE
89	Dillon van der Wal	TE
90	Sekou Clark	DL
91	David Holtgrave	PK
92	Kyle Woestmann	OLB
94	Torey Agee	DL
95	Riley Tindol	DL
96	Gaither Barker	SN
98	Mack Weaver	TE
99	Landon Stokes	OLB

POSITION DEPTH

Note: The listing below is not a preseason depth chart. It is intended to show position depth. Vanderbilt coaches will release an updated depth chart in mid-August. Players in **bold** started at least five games in 2013.

Offense			
WR	84	Jordan Cunningham	6-1, 175, So.
	8	Ronald Monroe	6-2, 185, Fr.
	9	Caleb Scott	6-1, 180, Fr.
WR	85	Trey Wilkins	5-11, 210, Sr.
	82	Kris Kentera	6-4, 220, Jr.
	15	DeAndre Woods	6-3, 215, R-Fr.
WR	11	Rashad Canty	6-3, 205, Fr.
	86	Latevius Rayford	6-1, 192, So.
	19	C.J. Duncan	5-11, 195, R-Fr.
QB	16	Gerald Perry	5-10, 165, R-Fr.
	13	Trent Sherfield	6-0, 185, Fr.
	17	Stephen Rivers	6-7, 235, Grad.
RB	7	Josh Grady	6-0, 202, Jr.
	4	Patton Robinette	6-4, 205, So.
	2	Johnny McCrary	6-4, 230, R-Fr.
RB	12	Wade Freebeck	6-5, 212, Fr.
	10	Shawn Stankavage	6-2, 182, Fr.
	25	Brian Kimbrow	5-8, 185, Jr.
FB/HB	33	Derek King	5-11, 205, Jr.
	3	Jerron Seymour	5-7, 196, Jr.
	26	Ralph Webb	5-10, 196, R-Fr.
TE	28	Dallas Rivers	6-1, 225, Fr.
	42	Kellen Williams	6-1, 230, Sr.
	45	Joseph Hoffman	6-0, 220, Jr.
OT	41	Chris Martin	6-0, 234, Jr.
	80	Davis Dudchock	6-4, 245, Grad.
	89	Dillon van der Wal	6-6, 252, Sr.
OG	81	Steven Scheu	6-5, 250, Jr.
	83	Nathan Marcus	6-5, 238, R-Fr.
	98	Mack Weaver	6-5, 255, R-Fr.
OG	88	Mitch Parsons	6-3, 250, Fr.
	79	Ryan Brockway	6-5, 275, Sr.
	50	Andrew Jelks	6-6, 305, So.
OG	72	Sean Dowling	6-5, 288, R-Fr.
	75	Bailey Granier	6-6, 345, Fr.
	53	Jake Bernstein	6-4, 306, Jr.
C	64	Delando Crooks	6-5, 312, R-Fr.
	61	Bruno Reagan	6-3, 315, Fr.
	57	Joe Townsend	6-4, 312, Sr.
OG	56	Barrett Gouger	6-4, 305, So.
	77	Spencer Pulley	6-4, 300, Jr.
	78	Kevin McCoy	6-5, 292, So.
OT	60	Cole Hardin	6-4, 305, Fr.
	52	Andrew Bridges	6-6, 285, Sr.
	66	Blake Fromang	6-7, 290, So.
	74	Will Holden	6-7, 310, So.

Defense			
DE	94	Torey Agee	6-4, 285, So.
	69	Adam Butler	6-5, 305, So.
	95	Riley Tindol	6-5, 275, Fr.
NT	44	Barron Dixon	6-4, 295, Sr.
	53	Vince Taylor	6-1, 310, Sr.
	74	Jay Woods	6-3, 280, R-Fr.
DE	77	Nifae Lealao	6-5, 314, Fr.
	90	Sekou Clark	6-3, 260, Fr.
	92	Kyle Woestmann	6-3, 250, Sr.
OLB	49	Jonathan Wynn	6-5, 244, R-Fr.
	54	Jimmy Stewart	6-4, 232, Jr.
	47	Charles Wright	6-3, 230, Fr.
ILB	35	Darreon Herring	6-2, 232, Jr.
	40	Ja'karri Thomas	6-1, 230, So.
	41	Zach Cunningham	6-4, 225, R-Fr.
ILB	13	Jake Sealand	6-2, 232, Jr.
	11	Harding Harper	6-2, 240, So.
	52	Nigel Bowden	6-1, 245, R-Fr.
OLB	43	Hawkins Mann	6-3, 220, Fr.
	22	Casey Hughes	6-1, 220, Sr.
	55	Caleb Azibuke	6-4, 260, Jr.
CB	45	Stephen Weatherly	6-5, 260, So.
	99	Landon Stokes	6-4, 235, R-Fr.
	38	Alex Hysong	5-10, 180, Sr.
SS	5	Torren McGaster	6-1, 192, So.
	21	Paris Head	6-0, 185, So.
	31	Tre Herndon	6-1, 172, Fr.
SS	30	Bryce Lewis	6-0, 175, Fr.
	49	Josh Gregory	5-11, 170, Sr.
	32	Andrew Williamson	6-1, 208, Jr.
FS	14	Ryan White	5-9, 188, R-Fr.
	24	Jalen Banks	5-11, 190, R-Fr.
	23	Khari Blasingame	6-1, 205, Fr.
CB	27	Jahmel McIntosh	6-1, 205, Jr.
	39	Dane Stubbs	5-11, 190, Jr.
	20	Oren Burks	6-3, 212, R-Fr.
CB	7	Emmanuel Smith	6-2, 205, Fr.
	2	Tre Tarpley	6-0, 195, Fr.
	6	Darrius Sims	5-9, 182, So.
NB	4	Tre Bell	5-11, 172, R-Fr.
	3	Taurean Ferguson	5-9, 185, R-Fr.
	15	Ladarius Wiley	6-1, 192, Fr.
NB	14	Ryan White	5-9, 188, R-Fr.
	2	Tre Tarpley	6-0, 195, Fr.
	15	Ladarius Wiley	6-1, 192, Fr.

Special Teams			
P	29	Taylor Hudson	6-3, 220, Jr.
	16	Colby Cooke	6-3, 220, So.
	17	Tommy Openshaw	6-2, 185, R-Fr.
PK	17	Tommy Openshaw	6-2, 185, R-Fr.
	91	David Holtgrave	5-10, 190, So.
	29	Taylor Hudson	6-3, 220, Jr.
HOLD	4	Patton Robinette	6-4, 204, So.

Special Teams			
SN	34	Andrew East	6-2, 230, Sr.
	60	Jason Schulz	6-4, 220, So.
	37	Wilson Johnson	6-2, 210, So.
KOR	6	Darrius Sims	5-9, 182, So.
	25	Brian Kimbrow	5-8, 185, Jr.
	19	C.J. Duncan	5-11, 195, R-Fr.
PR	3	Taurean Ferguson	5-9, 185, R-Fr.

THE 'DORES: BY THE NUMBERS

VANDERBILT ROSTER BY STATE OF RESIDENCE

ALABAMA (11)

Torey Agee	Opelika
Khari Blasingame	New Market
Zach Cunningham	Pinson
Davis Dudchock	Hoover
C.J. Duncan	Montgomery
Cole Hardin	Florence
Harding Harper	Montgomery
Torren McGaster	Daphne
Stephen Rivers	Athens
Riley Tindol	Billingsley
DeAndre Woods	Clay

CALIFORNIA (7)

Ryan Brockway	Rolling Hills
Sean Dowling	Fallbrook
Nifae Lealao	Sacramento
Hawkins Mann	Burbank
Dillon van der Wal	Woodland Hills
Ladarius Wiley	Los Angeles
Charles Wright	Irvine

COLORADO (1)

Kris Kentera	Colorado Springs
--------------	------------------

FLORIDA (13)

Jordan Cunningham	Fort Lauderdale
Wade Freebeck	Davie
Blake Fromang	Orlando
Josh Grady	Tampa
Will Holden	Green Cove Springs
Kevin McCoy	Tampa
Tommy Openshaw	Jacksonville
Jerron Seymour	Hialeah

Jimmy Stewart	Cape Coral
Landon Stokes	Orlando
Ja'karri Thomas	Tallahassee
Ralph Webb	Gainesville
Kellen Williams	Winter Garden

GEORGIA (17)

Nigel Bowden	Macon
Hunter Bowman	Savannah
Andrew Bridges	Atlanta
Rashad Canty	Riverdale
Delando Crooks	Atlanta
Barron Dixon	Alpharetta
Taurean Ferguson	Jonesboro
Paris Head	Lawrenceville
Darreon Herring	Stone Mountain
Bryce Lewis	Lilburn
Johnny McCrary	Decatur
Dallas Rivers	Stone Mountain
Caleb Scott	Suwanee
Jake Sealand	Tucker
Stephen Weatherly	Snellville
Kyle Woestmann	Marietta
Jonathan Wynn	Stone Mountain

ILLINOIS (4)

Jalen Banks	Markham
Jake Bernstein	Land of the Lakes
Nathan Marcus	Glen Ellyn
Trent Sherfield	Danville

INDIANA (2)

Andrew East	Indianapolis
Steven Scheu	Evansville

KENTUCKY (1)

Ryan White	Louisville
------------	------------

LOUISIANA (2)

Bailey Granier	Galliano
Dane Stubbs	Covington

MARYLAND (1)

Alex Hysong	Bethesda
-------------	----------

MISSISSIPPI (2)

Jahmel McIntosh	Cleveland
Vince Taylor	Hattiesburg

OHIO (1)

Taylor Hudson	Powell
----------------------	--------

NEW JERSEY (2)

Tre Bell	Union
Chris Martin	Princeton

NEW YORK (1)

Josh Hoffman	Scarsdale
--------------	-----------

NORTH CAROLINA (1)

Shawn Stankavage	Durham
------------------	--------

PENNSYLVANIA (2)

Casey Hughes	Reading
Tre Tarpley	Pittsburgh

RHODE ISLAND (1)

Alex Grecco	Warwick
-------------	---------

TENNESSEE (18)

Caleb Azubike	Nashville
Chandler Dorrell	Nashville
Barrett Gouger	Soddy Daisy
Josh Gregory	Goodlettsville
Tre Herndon	Chattanooga
Andrew Jelks	Paris
Brian Kimbrow	Memphis
Derek King	Nashville
Gerald Perry	Memphis
Spencer Pulley	Germantown
Latevius Rayford	Memphis
Bruno Reagan	Clarksville
Patton Robinette	Maryville
Darrius Sims	Memphis
Emmanuel Smith	Murfreesboro
Joe Townsend	Hendersonville
Mack Weaver	Collierville
Trey Wilkins	Memphis

TEXAS (4)

Adam Butler	Duncanville
Sekou Clark	Denton
Ronald Monroe	Houston
Andrew Williamson	San Antonio

VIRGINIA (2)

Oren Burks	Fairfax Station
Colby Cooke	Goochland

Note: Position players shown in **bold** font have starting experience from the 2013 season.

VANDERBILT ROSTER BY ELIGIBILITY CLASS

SENIORS/GRADUATE STUDENTS (15) Andrew Bridges, Barron Dixon, Davis Dudchock, Andrew East, Josh Gregory, Casey Hughes, Alex Hysong, Spencer Pulley, Stephen Rivers, Vince Taylor, Joe Townsend, Dillon van der Wal, Trey Wilkins, Kellen Williams, Kyle Woestmann

JUNIORS (18) Caleb Azubike, Jake Bernstein, Alex Grecco, Josh Grady, Darreon Herring, Joseph Hoffman, Taylor Hudson, Kris Kentera, Brian Kimbrow, Derek King, Chris Martin, Jahmel McIntosh, Steven Scheu, Jake Sealand, Jerron Seymour, Jimmy Stewart, Dane Stubbs, Andrew Williamson

SOPHOMORES (18) Torey Agee, Adam Butler, Colby Cooke, Jordan Cunningham, Blake Fromang, Barrett Gouger, Curtis Graves, Harding Harper, Paris Head, Will Holden, Andrew Jelks, Kevin McCoy, Torren McGaster, Latevius Rayford, Patton Robinette, Darrius Sims, Ja'karri Thomas, Stephen Weatherly

REDSHIRT FRESHMEN (22) Jalen Banks, Tre Bell, Nigel Bowden, Oren Burks, Delando Crooks, Zach Cunningham, Chandler Dorrell, Sean Dowling, C.J. Duncan, Taurean Ferguson, David Holtgrave, Nathan Marcus, Johnny McCrary, Tommy Openshaw, Gerald Perry, Landon Stokes, Mack Weaver, Ralph Webb, Ryan White, DeAndre Woods, Jay Woods, Jonathan Wynn

FRESHMEN (22) Khari Blasingame, Rashad Canty, Sekou Clark, Wade Freebeck, Bailey Granier, Cole Hardin, Tre Herndon, Nifae Lealao, Bryce Lewis, Hawkins Mann, Ronald Monroe, Mitch Parsons, Bruno Reagan, Dallas Rivers, Caleb Scott, Trent Sherfield, Emmanuel Smith, Shawn Stankavage, Tre Tarpley, Riley Tindol, Ladarius Wiley, Charles Wright

PRONUNCIATIONS

PLAYERS

Caleb Azubike (**ah-ZOO-bah-KAY**)
 Sekou (**SAY-koo**) Clark
 Bailey Granier (**gren-yah**)
 Barrett Gouger (**Gow-gurr**)
 Nifae (**Knee-FY**) Lealao (**Lee-AL-O**)
 Steven Scheu (**SHOY**)
 Jerron (**jah-RON**) Seymour
 Ja'karri (**jah-CAR-ee**) Thomas
 Riley Tindol (**TEN-doll**)
 Kyle Woestmann (**West-man**)
 Shawn Stankavage (**STAN-ka-vage**)

COACHES

Gerry (**Jerry**) Gdowski (**Guh-DOW-ski**)
 David Kotulski (**Kuh-TOLL-ski**)
 Frank Maile (**My-leh**)

HEAD COACH DEREK MASON



Mason speaking to an assembled audience in January after being introduced as the 28th head coach in Vanderbilt football history.

Derek Mason, regarded among the nation's top coordinators at Stanford, is the 28th head coach for the Vanderbilt Commodores.

Mason, who served as associate head coach and Willie Shaw Director of Defense for the 2013 Pacific-12 champion Stanford Cardinal, was introduced as the Commodores' coach by Vanderbilt Chancellor Nicholas S. Zeppos and Director of Athletics David Williams II in mid-January.

Mason becomes head coach of a Commodore program that has enjoyed consecutive nine-win seasons and postseason Top 25 rankings for the first time in team history. The 2013 Vanderbilt squad finished 9-4, capped by a 41-24 victory over Houston in the BBVA Compass Bowl.

"I am so excited to be at Vanderbilt," Mason said. "This university combines the best of what's good about college athletics and academics. We expect to be competitive and look forward to competing for an SEC East crown."

Since arriving on campus, Mason has attracted an outstanding signing class of 22 prospects, assembled a highly qualified staff that includes a former major college head coach and six coordinators, and effectively rolled out new offensive and defensive schemes during his initial Spring Practice. Increasingly, Mason also has become more visible in the city, contributing to several local community and university causes while making appearances at an array of social and sporting events.

Zeppos and Williams praised the 44-year-old Arizona native. Both said Mason quickly became their top choice during the January hiring process.

"Derek Mason is the leader we trust to continue the challenging but exciting work that has elevated the Vanderbilt football program to unprecedented heights," Zeppos said. "He embodies integrity, strategic thinking and a demonstrated commitment to success. He understands the important role that athletics plays in the life of a vibrant university, and that outstanding scholarly pursuits and top-notch sports are integral parts of the Vanderbilt experience. We are thrilled to welcome him to the Vanderbilt community."

"We are very pleased with our search. It was evident that the football world is aware of the tremendous progress our program has made and that was reflected by the deep pool of talent that showed an interest in our position," Williams said. "We talked to outside experts and did our own

Recent Mason Achievements

COACHED IN FOUR CONSECUTIVE BCS BOWLS

Since being hired by then-Stanford Head Coach Jim Harbaugh prior to 2010 season, Mason has been a key leader in arguably the greatest era of Cardinal football. In the last four years, Stanford has played in four straight BCS bowl games: the 2011 Orange Bowl, 2012 Tostitos Fiesta Bowl, 2013 Rose Bowl and 2014 Rose Bowl. Alabama is the only other team that can make the same claim. During the four-year period, Stanford owns an overall record of 45-8.

COACHED BACK-TO-BACK PAC-12 CHAMPION TEAMS TO ROSE BOWL APPEARANCES

Mason's last two years at Stanford with Head Coach David Shaw concluded with appearances in the Rose Bowl. The consecutive appearances in Pasadena, by way of earning Pac-12 titles, ranks as a modern-day first for the Cardinal program.

2012 BROYLES AWARD FINALIST

Mason's contributions to Stanford's 12-1 overall campaign that was capped by a Rose Bowl victory over Wisconsin is acknowledged by national panel that selects him as a finalist for the Broyles Award, given annually to the nation's top assistant coach.

AMONG THE NATION'S TOP DEFENSIVE COACHES

Mason has changed the perception of Stanford Cardinal defense during his time on campus. The 3-4 scheme Mason has helped develop at Stanford is now viewed among the most aggressive and innovative in college football.

DEREK MASON

evaluations and the person that always seemed to be in the spotlight was the same person that was at the top of our list and that was Derek Mason."

"We are so excited to be introducing him as our head football coach because we are confident he can build upon our successes on and off the field and that he will take us to the next level. Derek will be an asset to our university," Williams added.

Defensive coordinator at Stanford since 2011, Mason helped take the Cardinal to Rose Bowl appearances in 2013 and 2014, and consecutive Pac-12 titles with one of the nation's top defensive units. Under Mason, the Cardinal ranked among the NCAA national Top 15 in defensive efficiency for three consecutive years.

While facing seven ranked opponents and one of the nation's toughest schedules in 2013, Mason's defense ranked third in the NCAA in rushing defense (89.4 yards), 10th in scoring defense (19.0 points) and 16th in total offense (343.1 yards).

The Cardinal was one of only five teams last year to allow less than 100 rushing yards per game. The team was also among the best nationally in producing stops for negative yardage, ranking fifth with 44 sacks and seventh with 109 tackles for loss. The defense was also superb on third downs, holding opponents to a 32 percent conversion rate.

Off the field, the Cardinal ranks among the nation's best with a football graduation rate of 95 percent. Like Vanderbilt, Stanford ranks among the nation's elite academic universities.

In 2012, Mason was a finalist for the Broyles Award, given annually to the nation's top assistant coach, after directing a defense that ranks among the best in the nation and finest in Stanford history. The 2012 unit broke Stanford's single season record for quarterback sacks and topped the Pac-12 in numerous categories, including scoring defense and total defense, helping the Cardinal to a 11-2 season capped off with a Rose Bowl crown.



GETTING TO KNOW MUSIC CITY

Mason was among the celebrity judges at a recent benefit against child abuse. Mason joins (from left) PGA Tour golfer and Vanderbilt alum Brandt Snedeker, Rascal Flatts' guitarist Joe Don Rooney and "Nashville" ABC television series co-star Eric Close at the event.

Mason's leadership paved the way to a historic defensive output in 2012, breaking Stanford's single-season sacks record (57) and pacing the Pac-12 in scoring defense (17.2 points), total defense (336.2 yards) and rushing defense (97.0 yards). In 11 of 14 games in 2012, Stanford held its opponent to 20 or fewer points, including a 14-point effort in the overtime win at top-ranked Oregon, who led the FBS with a 54.8 scoring average.

The 2012 Stanford defense held eight of 13 opponents under 100 yards rushing, and in a string of three consecutive games, the Cardinal recorded three of its top-10, single-game rushing defense performances in school history.

In 2011, Mason's first year as co-defensive coordinator, he teamed with



SETTING THE TONE AT PRACTICE

Mason began putting his stamp on the Commodore program during spring drills with an energetic approach on the practice field that stressed proper fundamentals.

DEREK MASON

What others are saying about Coach Mason

"I am very excited for Derek; this is a great opportunity for him and his wife, Leighanne. Derek is a great teacher and motivator, but more importantly he is a man of high character. We wish him success."

David Shaw,
Stanford University Head Coach

"He's very conscientious, very down to earth. He really studies the game in an old-time, throwback fashion and he's always looking for a better way to do things. Old school means we weren't blackboard coaches. We were teaching. He is a great teacher."

Willie Shaw,
Former NFL & Stanford Def. Coordinator

"Stanford's had many touted assistants over the past five years. None are more respected by SU colleagues than Derek Mason."

Bruce Feldman,
CBSSports.com

"This is a seamless transition from the brilliance of Franklin to the promise of Derek Mason for Vandy. The Commodores prospects will no longer resemble the stock exchange – up and down. Long-term success has been established."

Dennis Dodd,
CBSSports.com

"I didn't think Vandy could easily replace James Franklin. With Derek Mason, they just did. Brilliant choice."

Paul Finebaum,
ESPN Radio/SEC Network

"He's fired up every day. He's a workhorse, and he'd go jump on (a cardio machine) three times a day because he'd never ask his players to do something he hasn't done. What I'll remember is the motivational talks and speeches he gives. Not that Coach (David) Shaw doesn't say what the team needs to hear as well, but I wish the entire team could have heard Coach Mason's speeches."

Trent Murphy,
former Stanford All-America LB

"He's just got tremendous drive, and he's really passionate. That's an infectious kind of attitude. And he knows what he's doing. With our team defensively past two, three years, people have come and gone, things have changed. We've got new guys, different skill sets, and he's done a tremendous job kind of changing and planning what we do to fit to the guys we have."

Shayne Skov,
former Stanford All-America LB



THE MASON FAMILY

Derek and Leighanne Mason with their daughters, Makenzie and Sydney.

Jason Tarver to mold Stanford into one of the Pac-12's top defensive units. That season, the unit ranked either first or second in the Pac-12 in six defensive categories, including rushing defense, third-down conversion defense, scoring defense, total defense, sacks and opponent first downs. Stanford finished third nationally in rushing defense. Mason joined the Cardinal staff in 2010, serving as secondary coach under then-Stanford coach Jim Harbaugh. Mason's 2010 secondary, which featured three players now in the NFL, was one of the team's most improved units, posting 18 interceptions.

At Stanford, Mason helped develop an array of Cardinal defensive standouts, including All-Pro cornerback Richard Sherman of the world champion Seattle Seahawks, All-America defensive end Trent Murphy, All-America linebacker Shayne Skov, and All-Pacific 12 safety Ed Reynolds.

Prior to his arrival in Palo Alto, Mason served as an assistant defensive backs coach for the Minnesota Vikings from 2007 to 2009, playing a vital role in the team ranking sixth in total defense in 2008 and 2009 as the Vikings won NFC North titles each season. Mason was introduced to the NFL coaching circles through the Minority Fellowship program in 1996 with the St. Louis Rams and also spent time with the coaching staffs of the New York Giants and Oakland Raiders. He joined the Vikings staff in 2007, where he worked with defensive backs coach Joe Woods.

Before joining the Vikings, Mason tutored wide receivers at Ohio University under head coach Frank Solich, helping the Bobcats improve from 4-7 in 2005 to

DEREK MASON



Mason has quickly become a favorite of the Vanderbilt student body. Here, he leads students in an "Anchor Down" cheer during a men's basketball game.

a 9-5 campaign the following year that ended with an appearance in the GMAC Bowl. Mason spent the 2004 season as the wide receivers coach at New Mexico State, where he helped the Aggies lead the conference in passing.

During the 2002 campaign, Mason mentored the receivers and assisted with the special teams at Utah. The Utes also featured the NFL Draft's No. 1 overall pick in quarterback Alex Smith and eventual 7th round pick receiver Paris Warren.

Mason's move to Utah came after a three-year stint at Bucknell (1999-2001) in which he gained his first experience as a defensive assistant coach. At Bucknell, Mason served as defensive backs mentor for three straight winning Bison squads. His relationship with current Vanderbilt defensive coordinator David Kotulski – and introduction to the 3-4 defensive scheme – came at Bucknell.

Mason's first three collegiate positions came as an offensive assistant

at Mesa Community College (in 1994), Weber State (1995-96) and Idaho State (1997-98).

As a player, Mason was a two-year starter and four-year letterwinner at Northern Arizona. He was recruited to the university by Head Coach Larry Kentera, the grandfather of current Vanderbilt receiver Kris Kentera.

During his NAU career, Mason was influenced by several outstanding coaches, including Kentera, former Minnesota head coach Brad Childress, Jets offensive coordinator Marty Mornhingweg, Kansas City head coach Andy Reid, former Louisville head coach Steve Kragthorpe and current Vanderbilt offensive coordinator Karl Dorrell.

Mason earned a Bachelor's degree in criminal justice from Northern Arizona in 1993.

A native of Phoenix, Mason attended Camelback High School.

Derek and his wife, Leighanne, have two daughters, Makenzie, 14, and Sydney, 13.

Mason's Stanford Years: Pac-12 titles, back-to-back Rose Bowls, four BCS appearances




Hired by Stanford Head Coach Jim Harbaugh away from the NFL, Mason is promoted after one season to the Cardinal defensive coordinator.



During Mason's three years guiding the Stanford defense, the Cardinal wins consecutive Pac-12 titles, back-to-back Rose Bowls and three straight appearances in BCS games.



Many observers take notice of Mason's impressive Cardinal defense. He was named as a finalist for the 2012 Broyles Trophy, given annually to the nation's top assistant coach.



Vanderbilt Head Coach Derek Mason

AGE: 44

CAREER RECORD: 0-0 (1st season)

ALMA MATER: Northern Arizona University; Playing career – 1989-92

DEGREES: Bachelor's, Criminal Justice, Northern Arizona, 1993

FAMILY: Wife, Leighanne; two daughters: Makenzie and Sydney

MASON ON TWITTER: @CoachDerekMason

Mason's Career at a glance

2014 VANDERBILT (Head Coach)

Introduced Jan. 17, 2014 as the 28th head coach in Commodore history.

2013 STANFORD (Willie Shaw Director of Defense)

Promoted to position of Willie Shaw Director of Defense, Mason guides one of the nation's top defenses as Cardinal goes 10-3 overall, wins Pac-12 crown and plays in second straight Rose Bowl... Stanford finishes year ranked No. 10 on strength of four victories over ranked opponents... The defense ranks third in NCAA in rushing defense, 10th in scoring defense and 16th in total defense... Unit again ranks among Pac-12's best in numerous defensive categories... For second straight year, Mason's defense limits powerful Oregon spread offense, holding Ducks scoreless for first three quarters in eventual 26-20 Stanford victory... Three of Mason's standouts – LB Trent Murphy, LB Shayne Shov and DB Ed Reynolds – garner postseason All-America recognition.

2011-12 STANFORD (associate head coach/defensive coordinator)

Finalist for 2012 Broyles Award as nation's outstanding assistant coach... Stanford goes 23-4 overall in Mason's first two years as coordinator, wins 2012 Pac-12 title, captures 2012 Rose Bowl over Wisconsin, and plays in the 2011 BCS Fiesta Bowl... Mason's 3-4 attacking defense ranked among the NCAA leaders in both seasons... In 2012, the Cardinal defense topped the nation with 57 quarterback sacks, ranked second in tackles for loss, fifth in rushing defense and 11th in scoring defense... Stanford also paced the Pac-12 in scoring defense, total defense, rushing defense and sacks... The 2012 defense also held eight opponents under 100 rushing yards and limited high-powered Oregon to just 14 points in an overtime win... In 2011 the Cardinal was third in the NCAA in rushing defense, sixth in 3rd-down efficiency and 11th in quarterback sacks, and finished among the Pac-12 leaders in scoring defense, total defense, rushing defense, sacks and opponent first downs.

2010 STANFORD (defensive backs coach)

Hired by Cardinal Head Coach Jim Harbaugh... Helped change Stanford into a tough-minded, attacking defense... Unit was key to arguably Stanford's best year of modern era – a 12-1 overall record capped by 40-12 victory over Virginia Tech in the Orange Bowl... The 2010 Cardinal secondary was one of the great turnaround stories in college football as Stanford ranked high nationally in interceptions and pass defense... That unit included three eventual NFL players, including All-Pro cornerback Richard Sherman from the World Champion Seahawks.

2007-09 MINNESOTA VIKINGS - NFL (assistant defensive backs coach)

Served as an assistant defensive backs coach for the Minnesota Vikings from 2007 to 2009, playing a vital role in the team ranking sixth in total defense in 2008 and 2009 as the Vikings won NFC North titles each season.

2005-06 OHIO UNIVERSITY (wide receivers)

Hired by former Nebraska Head Coach Frank Solich, Mason coached Ohio U. receivers for two years, helping the Bobcats improve from 4-7 in 2005 to a 9-5 campaign in 2006 that ended with a GMAC Bowl appearance.

2004 NEW MEXICO STATE (wide receivers)

In lone season at New Mexico State, the Aggie offense with Mason mentoring wide receivers corps topped the Sun Belt Conference in numerous passing categories.

2003 SAINT MARY'S (co-defensive coordinator/assistant head coach)

First coordinator responsibilities came in only season at St. Mary's, member of NCAA I-AA Independent League.

2002 UTAH (wide receivers/special teams assistant coach)

Hired by Ron McBride, Mason tutored WR Paris Warren, an eventual 7th round draft pick, in his only year at Utah. The 2002 Utes offense featured young QB Alex Smith, the eventual 2005 No. 1 NFL draft pick.

1999-2001 BUCKNELL (defensive backs)

Secondary coach for three straight winning Bison squads... Coached two Bucknell defensive backs to All-Patriot League recognition... Bison defensive staff during three-year span was directed by current Vanderbilt defensive coordinator David Kotulski.

1997-98 IDAHO STATE (running backs)

Mason coached Idaho State running backs for two years under Head Coach Tom Walsh.

1995-96 WEBER STATE (wide receivers)

Mason worked with Weber State receivers, including Pokey Eckford, who earned All-America honors in 1995 after catching 77 passes for 1,074 yards and six TDs.

1994 MESA (CALIF.) COMMUNITY COLLEGE (wide receivers)

Mason entered collegiate coaching as a receivers coach with community college located in San Diego.

NFL MINORITY COACHING FELLOWSHIP PROGRAM

Mason spent time with the St. Louis Rams in 1996, New York Giants and Oakland Raiders through the Minority Coaching Fellowship Program.

COACHING STAFF



Karl Dorrell enters his first season at Vanderbilt as offensive coordinator and quarterbacks coach.

With 26 years of coaching experience at the college and professional level, Dorrell brings a strong pedigree with him to the Vanderbilt position.

A former head coach at UCLA from 2003-07 where he was named the 2005 Pac-10 Conference Co-Coach of the Year, Dorrell has spent the previous six seasons in the NFL. His last two seasons were in Houston where he coached Texans' quarterbacks.

In addition to having head coaching experience, Dorrell has seven years of experience as a collegiate offensive coordinator. He was the offensive coordinator at Washington in 1999 and also served in the same capacity at Colorado (1995-98) and Northern Arizona (1990-91). Dorrell has coached on the staffs of 12 teams that enjoyed postseason appearances.

In his two seasons with the Texans, Dorrell helped the team reach the playoffs in 2012, where he tutored QB Matt Schaub to his second career Pro Bowl. Schaub tossed for 4,008 yards and completed 64.3 percent of his passes in 2012.

In 2011, Dorrell mentored Dolphins quarterback Matt Moore to a career season. Moore took over the reins in midseason and promptly earned career highs in completions, yards and touchdowns.

From 2008-10, Dorrell was wide receivers coach with the Dolphins. In that role, Dorrell saw Brandon Marshall and Davone Bess combine for the fourth-most receptions of any duo in the NFL.



Before returning to the NFL, Dorrell served as head coach at UCLA for five years, guiding the Bruins to five bowl games and a 35-27 overall record. In 2005, Dorrell led UCLA to a 10-2 record and No. 13 national ranking in the Coaches' Poll.

Dorrell's first full-time stint in the NFL came from 2000-02 when he served as wide receivers coach for Denver. Dorrell helped Rod Smith eclipse 1,000 receiving yards three times and a pair of Pro Bowl selections. In 2000, Ed McCaffrey posted 101 receptions for 1,317 yards.

A native of San Diego, Calif., Dorrell began his coaching career as a graduate assistant at UCLA. His first full-time position was as wide receivers coach at Central Florida in 1989. Dorrell also coached at Northern Arizona as offensive coordinator/wide

receivers coach from 1990-91.

Dorrell coached wide receivers at Colorado from 1992-93 and Arizona State in 1994 before returning to Colorado to serve as offensive coordinator and wide receivers coach of the Buffaloes from 1995-98. Dorrell also served as offensive coordinator and wide receivers coach at Washington in 1999.

A graduate of UCLA in 1987, Dorrell played wide receiver for the Bruins from 1982-86, where he helped lead the team to three Rose Bowls.

Dorrell and his wife, Kim, are the parents of two children: Chandler, who recently joined the Vanderbilt football team, and Lauren.



Coach Dorrell and his wife, Kim, with their children, Chandler and Lauren.

More on Coach Dorrell

HOMETOWN: Alameda, Calif.

EDUCATION: Bachelor's: Psychology, UCLA, 1987

COLLEGIATE/NFL COACHING CAREER:

2014 Vanderbilt - Offensive Coordinator/Quarterbacks Coach

2012-13 Houston Texans (NFL) - Quarterbacks Coach

2011 Miami Dolphins (NFL) - Quarterbacks Coach

2008-10 Miami Dolphins (NFL) - Wide Receivers Coach

2003-07 UCLA - Head Coach

2000-02 Denver Broncos (NFL) - Wide Receivers Coach

1999 Washington - Offensive Coordinator/Wide Receivers Coach

1995-98 Colorado - Offensive Coordinator/Wide Receivers Coach

Earlier Roles: Central Florida (WRs, 1989), Northern Arizona (Off. Coordinator/WRs, 1990-91), Colorado (WRs, 1992-93), Arizona State (WRs, 1994)

COACHING STAFF



DAVID KOTULSKI

Defensive Coordinator;
Inside Linebackers Coach

David Kotulski, who worked with Vanderbilt Head Coach Derek Mason during the 2012-13 seasons as a Stanford defensive assistant, will serve as the Commodores' defensive coordinator under Mason.

Kotulski mentored two highly productive inside linebackers during his two-year tenure with Stanford, Shayne Skov and A.J. Tarpley.

In 2012-13, Kotulski's interior linebackers helped produce one of the nation's top defenses for a Stanford program that captured back-to-back Pac-12 crowns and made consecutive Rose Bowl appearances.

In 2013, the Cardinal defense was one of five nationally to allow opponents less than 100 rushing yards per game, ranking third in the NCAA with a 89.4-yard rush defense average.

The 2013 unit also ranked 10th in scoring defense (19.0 points) and 16th in total defense, and was among the nation's best in producing plays for negative yardage with 44 quarterback sacks and 109 tackles for loss. In 2012, Kotulski's linebackers were key to Stanford's 57 quarterback sacks, a school record. That season, the Cardinal also paced the Pac-12 in scoring defense (17.2 points), total defense and rushing defense. Skov was Kotulski's most decorated player at Stanford, becoming a two-time All-America recipient, two-time All-Pac-12 honoree and 2012 Butkus Award finalist. Tarpley earned All-Pac-12 honorable mention recognition in 2013.

Skov and Tarpley also paced the 2013 Cardinal defense statistically, contributing 109 and 93 tackles, respectively. Skov also produced 13 tackles for loss, 5.5 quarterback sacks and 10 hurries.

Prior to joining the Stanford staff, Kotulski served six years directing one of the Patriot League's top defenses at Lehigh University. In 2011, Lehigh ranked in the top three in six Patriot League defensive categories, including total defense (315.7 yards), rushing defense (102.8 yards), interceptions and sacks. The Mountain Hawks also finished in the Top 20 nationally in both total defense and rushing defense.

After winning its second straight Patriot League title in 2011, Lehigh defeated Towson in the second round of the Football Championship Series



(FCS) playoffs before falling to eventual national champ North Dakota State. In 2009, Kotulski's Lehigh unit led the nation with 39 sacks.

Before joining Lehigh, Kotulski was defensive coordinator and linebackers coach at Holy Cross in 2005 and Utah State in 2003-04.

Kotulski's familiarity with Mason dates back to an eight-year tenure at Bucknell University where Mason served as a defensive assistant.

Kotulski also has collegiate experience as the defensive coordinator at Utah State (2003-04) and linebackers/defensive line coach at Saint Mary's University (1990-94).

Kotulski earned a bachelor's in physical education in 1974 from New Mexico State, where he lettered as a linebacker and center.

Kotulski and his wife, Cissy, are the parents of a son, David and daughter, Carey.

More on Coach Kotulski

HOMETOWN: Chicago, Ill.

EDUCATION: Bachelor's: Physical Education, New Mexico State, 1974

COLLEGIATE COACHING CAREER:

2014 Vanderbilt - Defensive Coordinator/Inside Linebackers

2012-13 Stanford - Inside Linebackers

2006-11 Lehigh - Defensive Coordinator/Linebackers

2005 Holy Cross - Defensive Coordinator/Linebackers

2003-04 Utah State - Defensive Coordinator/Linebackers

2002 Bucknell - Interim Head Coach/Defensive Coordinator/Linebackers

1995-2001 Bucknell - Defensive Coordinator/Linebackers

Earlier Roles: Saint Mary's (Defensive Coordinator/LBs, 1990-94),

Utah (Def. Line, 1978-81, and Def. Line/LBs, 1982-89)



Kotulski and his wife, Cissy, with their son, David, and daughter, Carey.

COACHING STAFF

CHARLES BANKINS

Special Teams Coordinator;
Running Backs Coach

Charles Bankins enters his fourth season at Vanderbilt as special teams coordinator. He also will coach running backs for the first time during his Commodore tenure under Derek Mason.

Since 2011, Bankins has brought superb special teams to Vanderbilt. In 2013, Bankins' special teams unit was a huge contributor to the Commodores' success.

Carey Spear led the kicking unit last year by converting 15-of-19 field goals and going 2-for-2 in field goals of 50+ yards, including a career-long of 54 yards at South Carolina. The senior captain booted three field goals to match a career-best in the season-ending victory against Wake Forest, including the game-winner from 38 yards. First-year punter Taylor Hudson averaged 42.9 yards, landing 11 of 48 punts inside the 20-yard line. Darrius Sims emerged as the go-to-guy for the Dores on kickoff returns with an average of 22.8 yards per return.

Bankins coached tight ends from 2011-13. In 2013, tight ends Kris Kentera and Steven Scheu each set career-highs in receiving yards and each caught touchdown passes.

In 2012, Bankins continued his remarkable job with Vanderbilt special teams, helping Spear and punter Richard Kent both earn All-SEC recognition as the 'Dores put together arguably the finest combined special teams effort in school history. Spear was sensational, setting school records with



20 field goals and 87 points scored by a kicker. Kent averaged 44.9 yards, the fourth highest average ever by a Commodore.

Bankins coached tight ends and special teams at Maryland from 2009-10. In 2010, Maryland punt returner Tony Logan earned first team All-ACC honors after leading the ACC with a 18.8-yard punt return average. In 2009, another Bankins' standout at Maryland, Torrey Smith, earned All-ACC honors by breaking the conference single-season record for kickoff return yards. Bankins also groomed kicker Nick Ferrara to freshman All-America honors in 2009.

Prior to working at Maryland, Bankins enjoyed success as an assistant at the University of Richmond from 2007-08. In Bankins' final game as a Richmond coach, the Spiders claimed the 2008 NCAA FCS national title with a victory over Montana.

Bankins had two stints at Hampton University (2000-04, 2006) and spent 2005 with the St. Louis Rams. He also coached a year at Indiana (Pa.) University and James Madison.

Bankins played running back for James Madison, where he earned a bachelor's degree in speech communications in 1994. He earned a master's from Eastern Kentucky in 1998.

Bankins and his wife, Katrina, are the parents of a daughter, Ashley, and son, William.

Charles and Katrina Bankins with their daughter, Ashley, and son, William.



More on Coach Bankins

HOMETOWN: Hollywood, Md.

EDUCATION: Bachelor's: Speech Communications, James Madison, 1994

Master's: Sports Administration, Eastern Kentucky, 1998

COLLEGIATE/NFL COACHING CAREER:

2014 Vanderbilt - Special Teams Coordinator/Running Backs Coach
2011-13 Vanderbilt - Special Teams Coordinator/Tight Ends Coach
2009-10 Maryland - Special Teams Coordinator/Tight Ends Coach
2007-08 Richmond - Special Teams Coordinator/Running Backs Coach
2006 Hampton - Offensive Coordinator/Quarterbacks/Running Backs Coach
2005 St. Louis Rams - Assistant Special Teams
2000-04 Hampton - Running Backs/Recruiting Coordinator
Earlier Roles: Indiana, Pa. (WRs/TEs, 1999), James Madison (WRs/TEs, 1998), Eastern Kentucky (WRs, 1996-97)

COACHING STAFF



GERRY GDOWSKI

Recruiting Coordinator;
Tight Ends Coach

Gerry Gdowski comes to Vanderbilt after spending nine years at Ohio. He will coach Commodore tight ends after mentoring quarterbacks at Ohio, where he also held the titles of Assistant Head Coach and co-Offensive Coordinator. He also serves as Vanderbilt's recruiting coordinator.

During his tenure at Ohio, Gdowski helped mold Tyler Tettleton into one of the greatest quarterbacks in Bobcats' history. Under Gdowski's tutelage, Tettleton set Ohio career records in passing yards and touchdowns, and became the only quarterback in school history to post three straight seasons of at least 2,500 yards passing. In 2013, the Bobcats averaged nearly 27.4 points and 380 yards of total offense, including 245.4 passing yards.

Gdowski's 2011 offense was the most productive unit in modern Ohio University history, totaling 427 points and 6,241 total yards. In all, the Bobcats' offensive unit set eight program records during the year.

Other standout quarterbacks mentored by Gdowski at Ohio were Boo Jackson, (38 career touchdown passes), Theo Scott (20 touchdown passes in 2009), Brad Bower and Austen Everson (ranks among team's all-time Top Ten passers in numerous categories).

Gdowski went to Ohio after eight seasons at New Mexico State. He was the Aggies' recruiting coordinator and quarterbacks coach until 2003 when he took over as offensive coordinator. The Aggies ranked second in the Sun Belt Conference in 2004 in scoring offense and passing offense.

Gdowski began his coaching career at Nebraska, working with the quarterbacks, tight ends and receivers as a graduate assistant from 1991 to 1993. He then moved to South Dakota State, where he coached for three seasons. After two years as quarterbacks and wide receivers coach,



Gdowski was promoted to offensive coordinator.

As a player, he earned three letters at Nebraska under legendary coach Tom Osborne. Gdowski was the starting quarterback and team captain for the Cornhuskers in 1989 and was named to the All-Big Eight First Team. He was an eighth round draft choice of the New Orleans Saints that spring.

Gdowski excelled off the field at Nebraska as well. He earned CoSIDA Academic All-America honors in 1989 and was awarded the National Football Foundation and Hall of Fame Postgraduate Scholarship as well as the NCAA Postgraduate Scholarship. A 1990 graduate of Nebraska with a bachelor's in business administration, Gdowski also went on to earn his master's in education administration from Nebraska in 1996.

A native of Fremont, Neb., Gdowski and his wife, Sam, have three sons: Isaac, Luke, and Tommy.

Coach Gdowski and his wife, Sam, with their three sons: Isaac, Luke and Tommy.



More on Coach Gdowski

HOMETOWN: Fremont, Neb.

EDUCATION: Bachelor's: Business Administration, Nebraska, 1990

Master's: Education Administration, Nebraska, 1996

COLLEGIATE COACHING CAREER:

2014	Vanderbilt - Recruiting Coordinator/Tight Ends Coach
2008-13	Ohio U. - Assistant Head Coach/co-Offensive Coordinator/Quarterbacks Coach
2005-07	Ohio U. - Quarterbacks Coach
2003-04	New Mexico State - Assistant Head Coach/Offensive Coordinator
1998-2002	New Mexico State - Quarterbacks Coach/Recruiting Coordinator
1996-97	South Dakota State - Offensive Coordinator
1994-95	South Dakota State - Quarterbacks and Wide Receivers Coach
1991-93	Nebraska - Graduate Assistant (Offense)

COACHING STAFF



Keven Lightner enters his first season at Vanderbilt as offensive line coach. Lightner and Derek Mason have known each other for more than a decade, working together previously at Ohio U. and New Mexico State.

Lightner spent the last nine seasons mentoring the offensive line at Ohio. Mason was Ohio's wide receivers coach in 2005-06.

Thirteen linemen earned All-Mid-American Conference accolades, including five repeat selections, under Lightner's tutelage. In 2013, the New York Giants took guard Eric Herman in the seventh round of the NFL Draft. He was the first Ohio offensive lineman to be drafted since 1972.

In 2012, Lightner's line paved holes for running back Beau Blankenship, who rushed for a school record 1,604 yards and 15 touchdowns. During his time at Ohio, Lightner saw the Bobcats set single-season records for total offense, scoring, yards per game, passing, touchdowns, completions, first downs and plays. The Bobcats also won the MAC East title three times and played in six bowls.

Prior to working at Ohio, he spent two seasons at New Mexico State, where Mason was the wide receivers coach in 2004.

Together, Lightner and Mason helped New Mexico State lead the Sun Belt Conference in passing and total offense, and ranked second in scoring offense. In 2003, the Aggies ranked 12th nationally in rushing offense and led



the Sun Belt. Lightner's top pupils with the Aggies was Outland Trophy candidate Steve Subia and six-year NFL veteran Nick Cole.

Lightner coached the offensive line and served as co-offensive coordinator at Western Kentucky for the 2001 and 2002 seasons. In two years, the Hilltoppers were 20-7 overall, made the I-AA playoffs twice and won the 2002 national championship. Lightner coached three All-Americans and five all-league players at WKU.

Lightner served as an assistant coach at Division II Nebraska-Omaha for three seasons (1998-2000). The Mavericks won their conference and made the playoffs

twice. Lightner also coached two-time All-American guard Chris Bober, who played seven seasons in the NFL.

Prior to UNO, he also served as an assistant coach for two years at Division II Northern (S.D.) State, where he helped the Wolves produce their first 1,000-yard rusher in 25 years.

Before coaching at the college ranks, Lightner spent five years at two Nebraska high schools (Lincoln Northeast and Hastings) coaching the offensive and defensive lines.

Lightner played collegiately at Nebraska, where he earned first team All-Big Eight honors as an offensive tackle in 1987 and participated in the 1988 Hula Bowl. He briefly played professionally in three leagues - the NFL (Tampa Bay Buccaneers, 1988), the CFL (Hamilton Tiger Cats, 1990) and World League of American Football (Montreal Machine, 1991-92).

A native of Hastings, Neb., Lightner earned a bachelor's in secondary education from Nebraska in 1996.

He and wife, Erin, are the parents of a daughter, Alexis, and son, Kade.



Coach Lightner with his daughter, Alexis, and son, Kade.

More on Coach Lightner

HOMETOWN: Hastings, Neb.

EDUCATION: Bachelor's: Secondary Education, Nebraska, 1996

COLLEGIATE COACHING CAREER:

2014	Vanderbilt - Offensive Line Coach
2006-13	Ohio U. - Offensive Line Coach
2003-05	New Mexico State - Offensive Line Coach
2001-02	Western Kentucky - Co-Offensive Coordinator/Offensive Line Coach
1998-2000	Nebraska-Omaha - Offensive Assistant
1996-97	Northern State - Offensive Line Coach/Tight Ends Coach

COACHING STAFF



MARC LUBICK

Wide Receivers Coach

Marc Lubick is in his first season at Vanderbilt after serving as an offensive assistant coach with the NFL's Houston Texans. Lubick will mentor Commodore wide receivers.

Lubick served four years with the Texans, including the last two seasons as assistant wide receivers coach. While in Houston, he also served with current Vanderbilt offensive coordinator and quarterbacks coach Karl Dorrell.

In Houston, Lubick worked with likely future Hall of Famer Andre Johnson, who continued to post stunning receiving statistics. In 2013, Johnson registered 1,407 receiving yards on 109 catches. In 2012, he recorded a benchmark season earning his sixth Pro Bowl trip and All-Pro recognition posting 112 passes and 1,598 receiving yards. It marked the second time in NFL history a player recorded more than 100 receptions and 1,500 yards in his 10th season or later.

In 2010-11, Lubick was part of a staff that guided the Texans' offense to several franchise records, including points scored and total yardage.

Lubick has 14 seasons of coaching experience, including eight seasons collegiately at Colorado State. He served as CSU's tight ends coach and recruiting coordinator from 2008-09 and receivers coach from 2005-07. During that time, he coached 7th-round pick and former Texans receiver David Anderson, along with former free agent signee Dustin Osborn.

Lubick launched his coaching career in 2000 as a defensive student assistant at CSU. Lubick spent the 2002 season as an academic graduate assistant coach at CSU, working with wide receivers. After the 2002 campaign, Lubick joined the St. Louis Rams for two years.

Lubick comes from a family of successful coaches. His father, Sonny, is considered the most successful head football coach in Colorado State



history. In addition to the tenure at CSU, his father served three years as head coach at Montana State, and also was a successful defensive coordinator at Miami (Fla.) and Stanford.

Marc's brother, Matt, serves as receivers coach and passing game coordinator for the Oregon Ducks. He was the 2012 FootballScoop.com Wide Receivers Coach of the Year in 2012.

Lubick earned his bachelor's degree in health and exercise science from CSU in 2001 after playing collegiately as a defensive back at Montana State from 1997-99.

Lubick is engaged to Stephanie Anderson.



Marc Lubick and his fiancée, Stephanie Anderson.

More on Coach Lubick

HOMETOWN: Fort Collins, Colo.

EDUCATION: Bachelor's: Health & Exercise Science, Colorado State, 2001

COLLEGIATE/NFL COACHING CAREER:

2014	Vanderbilt - Wide Receivers Coach
2012-13	Houston Texans (NFL) - Assistant, Wide Receivers
2010-11	Houston Texans (NFL) - Offensive Assistant Coach
2008-09	Colorado State - Recruiting Coordinator/Tight Ends Coach
2005-07	Colorado State - Wide Receivers Coach
2003-04	St. Louis Rams (NFL) - Scouting Assistant
2002	Colorado State - Academic Graduate Assistant
2000-01	Colorado State - Defensive Student Assistant

COACHING STAFF



FRANK MAILE

Defensive Line Coach

Frank Maile enters his first year on the Commodore staff, contributing his efforts as defensive line coach.

Maile served the last six seasons at his alma mater, Utah State, including the last three as defensive line coach.

During the last three years, Utah State has enjoyed virtually unparalleled success. Like Vanderbilt, the Aggies just played in their third straight postseason game for the first time in school history and has a combined 28-13 record over the three-year span.

In 2013, Maile's defensive line helped Utah State to a 9-5 overall record, capped by a 21-14 victory over No. 24 Northern Illinois and Heisman Trophy candidate Jordan Lynch in the Poinsettia Bowl. The USU unit held NIU's high-powered offense in check, and limited Lynch to just 39 rushing yards.

Utah State's 2013 defense ranked seventh in the nation in scoring defense (17.1 pts.), 8th in rushing defense, 12th in total defense and 15th in pass defense efficiency.

During the 2012 season, Maile helped Utah State's defense rank first in the Western Athletic Conference and seventh in the nation in scoring defense and sixth nationally in sacks. The unit also paced the WAC in total defense, passing defense and pass efficiency defense, and ranked second in the conference in rushing defense.

Utah State's 2012 defense also led the WAC and ranked second in the nation in red zone efficiency after allowing just 13 touchdowns and 15 field goals on 44 trips inside the 20-yard line.

In 2012, Maile coached three linemen to All-WAC honors: senior Al Lapuaho, redshirt freshman Jordan Nielsen and junior Connor Williams.

As a senior in 2012, Lapuaho finished with 35 tackles, 4.5 tackles for loss and 3.0 sacks. Nielsen finished with 5.0 sacks and 6.5 tackles for loss. Nielsen had 4.5 sacks and blocked two kicks during the year. Williams ended the 2012 campaign with a team-high six sacks.



During the 2011 season, Maile helped Utah State's defense end the year ranking first in the WAC in total defense, second in the conference in rushing defense and tackles for loss, and third in the league in pass efficiency defense and quarterback sacks.

In 2011, Maile coached senior defensive end Levi Koskan who earned second-team All-WAC honors after finishing the year with 27 tackles, 10.0 tackles for loss and a team-best 5.5 sacks, as well as six quarterback hurries. Overall, Koskan ranked eighth in the WAC in sacks and 12th in tackles for loss. Maile also coached Quinn Garner and Lapuaho that season, with both contributing 31 total tackles.

Prior to joining the Aggies as a full-time position coach, Maile spent two years as a strength and conditioning graduate assistant at Utah State.

Maile was a standout defensive lineman for the Aggies from 2004-07, enjoying 21 career games. He was a senior co-captain, finishing his career with 19 tackles for loss among 71 total stops. He also earned his bachelor's in interdisciplinary studies and his master's in education from Utah State.

A native of West Valley City, Utah, Maile was a first-team all-state defensive lineman at Alta (Utah) High School. He went on an LDS Church Mission to the Dominican Republic from 2001-03.

Maile, and his wife, Heather, are the parents of three sons, Maximus, Samson and Titan, and a daughter, Cecilia.



Coach Maile and his wife, Heather, with their daughter, Cecilia, and three sons, Maximus, Samson and Titan.

More on Coach Maile

HOMETOWN: West Valley City, Utah

EDUCATION: Bachelor's: Interdisciplinary Studies, Utah State, 2008

Master's: Education, Utah State, 2010

COLLEGIATE COACHING CAREER:

2014 Vanderbilt - Defensive Line Coach

2011-13 Utah State - Defensive Line Coach

2009-10 Utah State - Defensive Graduate Assistant

COACHING STAFF



Brett Maxie joins Derek Mason's Vanderbilt staff as secondary coach after serving the last two years in a similar role with the crosstown Tennessee Titans.

After 16 seasons in the National Football League, Maxie's role as mentor of the Vanderbilt secondary is his first in the collegiate coaching ranks.

In 2013, Maxie coached an improved Titans' defensive backfield paced by cornerback Alterraun Verner, who earned All-Pro recognition for the first time after recording a career-high five interceptions. In 2012, another young Titan cornerback, Jason McCourty, posted four interceptions as the Tennessee defense ranked seventh in the NFL with 19 interceptions.

Maxie joined Tennessee after four seasons as secondary coach for the Dallas Cowboys, working for noted defensive coordinators Wade Phillips and Rob Ryan. In 2008, Maxie's secondary helped the Cowboys rank fifth in the NFL in passing defense. One of Maxie's leading players in Dallas, cornerback Terence Newman, totaled 16 interceptions during the four-year tenure in Dallas. Another cornerback, Mike Jenkins, earned Pro Bowl honors in 2009.



In 2007, Maxie mentored the Miami Dolphins secondary under coordinator noted Dom Capers. The Dolphins produced the NFL's fourth-best passing defense that year, limiting opponents to 188.7 passing yards per game.

During his tenure in Atlanta, Maxie helped cornerback DeAngelo Hall develop into a two-time Pro Bowler. The 2004 season saw the Falcons secondary register a club-record five touchdowns, including four via interception returns.

Prior to working in Atlanta, Maxie worked with the San Francisco 49ers from 1999 to 2003, including three seasons as the assistant secondary coach and the final two years as secondary coach. From 2001-03, Maxie's 49er secondary totaled 66 interceptions - the third highest number in the NFL during that time.

His first NFL coaching job came in 1998 as a quality control coach with the Carolina Panthers.

Maxie started a distinguished 13-year NFL playing career as an undrafted safety from Texas Southern, signing with the New Orleans Saints. He played in 153 NFL games, earning 104 starts, and recording 23 interceptions and three touchdowns. Maxie played nine seasons (1985-93) with the Saints, one year in Atlanta (1994), two years in Carolina (1995-96) and finished his career with one year in San Francisco (1997).

At Texas Southern, he earned his degree in biology and was a member of Phi Beta Sigma fraternity.

Maxie and his wife, Angela, have two sons, Brett and Adam, and two daughters, Maya and Olivia.

The four children of Brett and Angela Maxie: sons Brett and Adam, and daughters Maya and Olivia.



More on Coach Maxie

HOMETOWN: Dallas, Texas

EDUCATION: Bachelor's: Biology, Texas Southern, 1985

COLLEGIATE/NFL COACHING CAREER:

2014	Vanderbilt - Defensive Secondary
2012-13	Tennessee Titans (NFL) - Defensive Backs Coach
2008-11	Dallas Cowboys (NFL) - Defensive Backs Coach
2007	Miami Dolphins (NFL) - Secondary/Safeties Coach
2004-06	Atlanta Falcons (NFL) - Defensive Backs Coach
2002-03	San Francisco 49ers (NFL) - Defensive Backs Coach
1999-01	San Francisco (NFL) - Assistant, Defensive Secondary
1998	Carolina Panthers (NFL) - Quality Control/Defensive Backs

COACHING STAFF



KENWICK THOMPSON

Associate Head Coach;
Outside Linebackers Coach

Kenwick Thompson, defensive coordinator and linebackers coach at San Jose State in 2013, is now associate head coach and outside linebackers coach at Vanderbilt.

Prior to joining San Jose State for the 2013 campaign, Thompson served six years as a key defensive assistant coach at the University of California under Coach Jeff Tedford.

At San Jose State, Thompson's responsibilities included mentoring Spartan linebackers. One of his top players was linebacker Keith Smith, who became just the second San Jose State player to become a four-year All-Mountain West recipient. As a senior captain under Thompson, Smith earned First Team All-MVC honors after leading the NCAA with 159 total tackles. His performances included back-to-back, 20-tackle efforts against Minnesota and Utah State. In addition to Smith, Thompson also mentored First Team All-MVC defensive back Bene Benwikere at San Jose State. Benwikere matched the Spartan career record with 14 interceptions, including five picks as a senior.

From 2007-12, Thompson worked as linebackers coach and recruiting coordinator at the University of California, helping the Golden Bears to four bowl games. In 2012, he was also named Cal's associate head coach.

In 2011, Thompson's linebacker corps helped the Golden Bears top the Pac-12 in total defense and pass defense during a regular season that concluded with a Holiday Bowl appearance. In 2010, the Golden Bears also led the conference in total defense.

Several of Thompson's linebackers at Cal earned all-conference recognition, including 2011 All-America and Pac-12 Defensive Player of the Year Mychal Kendricks.

Thompson spent the 2001-06 seasons at San Jose State in a variety of coaching roles under head coaches Fitz Hill and Dick Tomey. His positions



included linebackers coach in 2001-03, recruiting coordinator in 2002-03, defensive line coach in 2004 and defensive tackles coach in 2006.

From 1994-2000, Thompson served on the coaching staff at Texas Southern, including the last five seasons as defensive coordinator.

As a collegiate player, he was a defensive standout and team captain at Harding (Ark.) University, earning all-conference honors as a senior. Thompson earned his undergraduate degree from Harding in 1992.

Thompson's first coaching position came in a player-coach capacity in the Italian-American Professional Football League in 1990. The following season, Thompson was named as a graduate assistant at his alma mater.

Thompson and his wife, Monica, have two sons, Jaxson and Jacob.



Thompson and his wife, Monica, with their sons, Jaxson and Jacob.

More on Coach Thompson

HOMETOWN: Houston, Texas

EDUCATION: Bachelor's: Business Administration, Harding University, 1992

COLLEGIATE COACHING CAREER:

2014	Vanderbilt - Associate Head Coach/Outside Linebackers Coach
2013	San Jose State - Defensive Coordinator/Linebackers Coach
2012	California - Assoc. Head Coach/Linebackers Coach/Recruiting Coordinator
2007-11	California - Linebackers Coach/Recruiting Coordinator
2006	San Jose State - Defensive Tackles Coach
2005	San Jose State - Football Strength & Conditioning Coach
2004	San Jose State - Def. Line Coach/co-Recruiting Coordinator
2002-03	San Jose State - Linebackers Coach/Recruiting Coordinator
2001	San Jose State - Linebackers Coach
1996-2000	Texas Southern - Assistant Head Coach/Defensive Coordinator
1995	Texas Southern - Defensive Line Coach/Recruiting Coordinator
1994	Texas Southern - Running Backs Coach

SPORTS PERFORMANCE STAFF



First-year Director of Football Sports Performance Bill Hughan joins the Vanderbilt program with a wealth of strength, conditioning and nutrition experience.

In 2013, Vanderbilt coach Derek Mason and Hughan worked together at Stanford, with Mason serving as associate head coach/defensive coordinator and Hughan as a sports performance coach for the Cardinal football squad.

Hughan helped mold the 2013 Pac-12 champs into one of the nation's most physical teams. Stanford finished the season with an 11-3 record and second straight Rose Bowl appearance.

Prior to joining the Cardinal, Hughan directed the strength and conditioning program of a National Football League squad, and assisted conditioning efforts at two other NFL franchises.

In 2011, Hughan was named as Head Strength and Conditioning Coach of the New York Jets. He served with the Jets franchise through the 2011-12 regular seasons.

Hughan accepted the Jets position after serving a three-year tenure as assistant strength coach with the Atlanta Falcons (2008-10) and four-year stint as assistant strength coach with the Oakland Raiders (2004-07).

Before nearly a decade of work in the NFL, Hughan worked three years as Assistant Director of Strength and Conditioning at the University of Missouri.

During his time in Columbia, Hughan worked with the Tiger football team and more than a dozen other varsity sports. He was promoted to interim director of the Missouri department before leaving for the position in Oakland.

He served as a graduate assistant in the strength and conditioning department at Columbia University (1999-2000) after working one season with the Kansas City Royals' Triple-A baseball team, Omaha Golden Spikes.

Hughan's first job was as a strength & conditioning intern at Yale (1997-98). He earned his undergraduate degree in exercise science from Springfield (Mass.) College in 1998 and later a master's in applied physiology from Columbia University.

More on Coach Hughan

HOMETOWN: Oxford, Conn.

EDUCATION: Bachelor's: Exercise Science, Springfield (Mass.) College, 1998
Master's: Applied Physiology, Columbia University, 2000

COLLEGIATE/NFL CAREER:

2014	Vanderbilt - Director of Football Sports Performance
2013	Stanford - Sports Performance Coach
2011-12	New York Jets (NFL) - Head Strength & Conditioning Coach
2008-10	Atlanta Falcons (NFL) - Assistant Strength & Conditioning Coach
2004-07	Oakland Raiders (NFL) - Assistant Strength & Conditioning Coach
2001-03	Missouri - Assistant Director of Strength & Conditioning
1999-2000	Columbia - Graduate Assistant (Strength & Conditioning)
1999	Kansas City Royals (AAA affiliate) - Strength & Conditioning Coach
1997-98	Yale - Assistant Director of Strength & Conditioning (intern)



Cedric CALHOUN

Position: Asst., Sports Performance

Year on Staff: 1st

Alma Mater: Morehouse College, 1995

Cedric Calhoun, a former assistant at Florida International, Dartmouth and Alabama A&M, is in his first year in the sports performance program.

Calhoun served as defensive line coach at FIU from 2010-12, helping the Panthers to the 2010 Sun Belt Conference title and two postseason bowls.

Prior to joining FIU, Calhoun coached the Dartmouth defensive line for four seasons (2006-09) and Alabama A&M defensive line from 2002-05.

Among Calhoun's top players were Robert Mathis of Alabama, the 2002 SWAC Defensive the Player of the Year and veteran defensive end who just finished his 10th season with the Colts, and FIU end Tourek Williams, selected in the sixth round of the 2013 draft by San Diego.

Calhoun began his coaching career at Idaho State in 1997, serving as head conditioning coach and a defensive assistant. He later served as a defensive line coach at alma mater, Morehouse, from 1998-2001.

He earned a bachelor's degree from Morehouse in 1995.

Calhoun is the father of two daughters, Olusade and Adejola.



Jamey MROZ

Position: Asst., Sports Performance

Year on Staff: 1st

Alma Mater: Springfield College, 2009

Jamey Mroz is in his first year as a Commodore sports performance assistant coach.

Mroz rejoins recently named Vanderbilt Football Sports Performance Director Bill Hughan. Mroz interned under Hughan with the New York Jets during the 2012 NFL preseason.

Last year, Mroz assisted the strength and conditioning effort of the New York Giants. He has also served as interim director of Sport Performance at Southeastern Louisiana University in 2012 and interned for strength staffs at Boston College, Harvard and UMass-Amherst.

Mroz played football at Springfield (Mass.) College. He earned a bachelor's degree from Springfield and master's from Southeastern Louisiana.



Teddy THOMPSON

Position: Asst., Sports Performance

Year on Staff: 2nd

Alma Mater: Middle Tennessee, 2008

Teddy Thompson enters his first year as a full-time sports performance assistant coach after contributing to the Commodore program in 2013 as a non-paid assistant.

From 2011 to April 2013, Thompson served as a sports performance coach at D1 Sports Training in nearby Franklin, developing and mentoring conditioning programs for several male and female high school teams.

Thompson earned a bachelor's from Middle Tennessee State in 2008.

GRADUATE ASSISTANTS



Ryan ANDERSON

Position: Graduate Assistant-Def.
Year on Staff: 2nd
Alma Mater: Presbyterian, 2009

Ryan Anderson begins his second year as a defensive graduate assistant. In Anderson's first year, the 'Dore defense ranked among the NCAA top 25 units in several categories, including total defense and pass defense.

A former Presbyterian College linebacker, Anderson came to Vanderbilt in 2013 after serving as a defensive line coach at Reinhardt (Ga.) University. During the 2010-11 campaigns, he worked at Cumberland (Tenn.) University as linebacker coach and recruiting coordinator.

Anderson's first coaching role came at E.C. Glass H.S. in Lynchburg, Va., where he mentored linebackers and tight ends in 2009.

Anderson earned a bachelor's in psychology from Presbyterian in 2009. He is working toward a master's at Vanderbilt's Peabody College.

Anderson is married to the former Ashley Cook.



Chandler HENLEY

Position: Graduate Assistant-Off.
Year on Staff: 2nd
Alma Mater: Yale, 2007

Chandler Henley enters his second year as an offensive graduate assistant.

In Henley's first year, the Vanderbilt offense averaged 30.1 points per game. The 2013 unit ended the year by setting a team postseason scoring record with 41 points in its BBVA Compass Bowl win over Houston.

Henley enjoyed an outstanding career as a four-year letterwinner at Yale University from 2003-07. He was an All-Ivy wide receiver and sole captain of Yale's 2006 Ivy League Championship team.

Following his graduation, Henley pursued a career in sales for several years while working part time at NBC as an analyst for the Emmy-Award nominated Football Night in America.

Henley earned a bachelor's in sociology from Yale in 2007. He is working on a masters in higher education administration at the Peabody College.



A.J. HAASE

Position: Graduate Assistant-Off.
Year on Staff: 1st
Alma Mater: Yale, 2009

A.J. Haase joins the Vanderbilt staff as a graduate assistant. He will work with Commodore offensive coaches.

Haase was a defensive line coach at Washington (Mo.) University in 2013, helping the Bears earn their first University Athletic Association Conference (UAA) title since 1999, and advance to the NCAA Division III playoffs. Haase worked with Washington standout defensive end Nelson Nwumeh, who earned postseason UAA Defensive Player of the Year honors.

Haase was a four-year letterwinner at Yale, playing in 40 career games from 2006-09. As a senior, he had 15 catches for 237 yards and two TDs. As a freshman, he helped the Bulldogs to the 2006 Ivy League title.

Haase received a bachelor's in political science from Yale in 2009. He is currently working toward a master's degree from the Peabody College.



Johnell THOMAS

Position: Graduate Assistant-Def.
Year on Staff: 1st
Alma Mater: Vanderbilt, 2013

Former Commodore defensive end Johnell Thomas enters his first year on the Vanderbilt staff as a defensive graduate assistant.

A native of Orlando, Thomas served as a senior defensive co-captain on the 2012 Vanderbilt squad that tied a school record with nine victories and captured the Franklin American Mortgage Music City Bowl over N.C. State.

Thomas started 19 games at defensive end during a career from 2009-12, earning 90 total tackles, 12 tackles for loss and 4.5 sacks. Following his senior season, Thomas received the Mr. Commodore Award in recognition of Vanderbilt's top male student-athlete.

Thomas earned a bachelor's in human and organizational development in 2013. He is working toward a master's in higher education administration at the Peabody College.



FOOTBALL ADMINISTRATORS



Kevin COLON

Position: Associate Director of Athletics

Year on Staff: 16th

Alma Mater: Iowa State, 1987

Kevin Colon enters his fifth year with administrative oversight of the football program.

A veteran of the Vanderbilt Athletics Department, Colon serves as Associate Director of Athletics. Colon's responsibilities also include overseeing the Commodore baseball and women's bowling programs.

In the last two seasons, the Commodore football program has enjoyed unprecedented modern-day success, registering a 18-8 overall record capped by a pair of postseason bowl victories.

In 2011, 2013 and 2014, Colon directed Vanderbilt's hosting of the NCAA baseball regionals and super regionals.

On two occasions, Colon has served as the Commodores' official NCAA liaison at the College World Series, including last June when Vanderbilt captured its first national championship ever by a men's program. He also guided Vanderbilt's contingent at the 2011 CWS.

A 17-year veteran of the department, Colon administered women's indoor and outdoor track and field, men's and women's cross country, women's swimming program and baseball prior to the 2010-11 fiscal year when he was promoted to the current role.

Colon came to Vanderbilt in 1998 to organize and direct the CHAMPS/Lifeskills program on campus. As Lifeskills director, Colon directed student-athletes into an expanded role in giving back to Nashville area community efforts, focusing on mentoring local inner-city elementary school students and greater involvement in Nashville-based non-profits.

More than a decade later, the Lifeskills program continues as the primary community outreach arm for student-athletes attending Vanderbilt.

Prior to joining Vanderbilt, Colon served two years as Assistant Director of Student Services and academic advisor at Kansas State.

Colon was a two-year starter in the Iowa State defensive secondary in the mid-1980s.

Colon earned an undergraduate degree in communications at Iowa State in 1987. He later earned a master's in higher education at Toledo.

Colon is married to the former Terri Fortenberry. He has a son, DuBois.



Kevin Colon and his wife, Terri.



Jason GROOMS

Position: Director of Football Operations

Year on Staff: 1st

Alma Mater: Ohio, 2001

Jason Grooms enters his first season at Vanderbilt as director of football operations, rekindling a working relationship with Head Coach Derek Mason that dates back nearly a decade.

When Grooms became Ohio University's first director of football operations in 2005, Mason was the Bobcats' wide receiver coach.

Grooms serves as third vice president of the directors of football operations membership within the American Football Coaches Association. He is tapped to be in charge of the 2015 spring DFO clinic.

Grooms was promoted to Ohio's assistant athletic director for football operations in 2012 after serving six years as director of operations.

At Ohio, Grooms was responsible for team travel arrangements, roster management, on-campus recruiting, overseeing the team's unity council, monitoring and maintaining team budget, camps, NFL scout visits, Pro Day, future scheduling and overseeing the player development program.

Grooms oversaw six major facility renovation projects, including detailing interior design, layout, color schemes and graphic design. Those projects included the Ohio Football Hall of Champions, coaches' offices and revitalization of the team's locker room.

Grooms also established a fundraising plan and designed an extensive locker room renovation scheduled for completion this year.

During Grooms' tenure at Ohio University, the Bobcats played in six bowl games and three MAC championship games under Frank Solich. In 2013, Grooms was named 2013 Director of Football Operations of the Year by FootballScoop.com for his contributions at Ohio University.

Prior to joining Ohio, Grooms spent the 2004 season at Elon, serving as linebacker coach/recruiting coordinator. Grooms spent the 2003 season as outside linebackers coach and video coordinator at East Tennessee State.

A native of Frankfort, Ohio, Grooms began his career at Ohio as a student assistant from 1997-01. After completing his degree, Grooms joined Ohio coach Jim Grobe at Wake Forest as a graduate assistant, working with Demon Deacon safeties in 2001 and linebackers in 2002.

Grooms graduated from Ohio in 2001 with a bachelor's in sports sciences. He earned a master's in recreation and sports sciences from Ohio in 2011.

Grooms and his wife, Emily, attended the same high school, and both are graduates of Ohio University. They are the parents of two sons: Jackson, 10, and Hayden, 7; and a daughter, Scarlett Josephine, 4.



Grooms and his wife, Emily, with their sons, Jackson and Hayden, and daughter, Scarlett Josephine.

FOOTBALL STAFF



Tyler BARNES

**Position: Director of Player
Personnel**

**Year on Staff: 2nd
Alma Mater: Iowa, 2009**

Tyler Barnes is in his second season at Vanderbilt and first as director of player personnel. In 2013, Barnes served as co-recruiting coordinator for the Commodores.

Prior to joining Vanderbilt, Barnes spent more than six years as a student assistant, graduate assistant and administrative assistant at Iowa. In his last position with the Hawkeyes, Barnes served in an administrative assistant's role, focusing on football recruiting and operations.

Barnes started with the Iowa program in 2008, and became the Hawkeye student assistant the following year, helping Iowa coaches in various ways, including compiling statistical and recruiting information, and operating on-campus football clinics and camps. He became an Iowa graduate assistant in 2010, serving in that role until being promoted in 2012.

During Barnes' tenure at Iowa, the Hawkeyes won the 2010 BCS Orange Bowl over Georgia Tech, beat Missouri in the 2010 Insight Bowl, and made a return engagement to the 2011 Insight Bowl. The Hawkeyes produced 19 NFL draft picks during Barnes's tenure, the most of any Big Ten school. The recent list of Hawkeye draftees includes three first-rounders: offensive tackle Bryan Bulaga in 2010, defensive end Adrian Clayborn in 2011, and offensive tackle Riley Reiff in 2012.

Barnes earned his bachelor's from Iowa in 2009 with a double major in finance and sports studies. He earned a master's from Iowa in recreation and sports management in 2011.

Barnes is married to the former Joanne Ferentz.



Tosin ABARI

**Position: Director of Player
Development**

**Year on Staff: 3rd
Alma Mater: Maryland, 2003**

Tosin Abari is in his third season at Vanderbilt and first as director of player development.

In 2013, Abari was a football video productions and recruiting assistant. He spent the 2012 season as a non-paid recruiting assistant for the 'Dores.

From 1999-2003, Abari attended the University of Maryland, playing on the defensive line under the direction of Ron Vanderlinden (1999-2000) and Ralph Friedgen (2001-03). During the 2001-03 seasons, Maryland enjoyed three consecutive 10-win seasons and two bowl wins (2002 Peach Bowl & 2004 Gator Bowl). Additionally, the Terps won the ACC Championship in 2001 and were awarded a spot in the 2002 Orange Bowl.

After graduating from Maryland, Abari held a federal government position for several years.

In 2010, Abari left the government to pursue a career in football. He served as a defensive line student assistant with at Temple from 2010-11. From 2011-12, he held a dual football operations/coaching internship with the Arena Football's Philadelphia Soul.

Abari earned his bachelor's from Maryland in 2003 with a double major in economics and criminal justice. In 2006, he attained a master's in business administration from the University of Phoenix.

A native of Washington, DC, Abari is married to the former Tonya Wells.



Matt BRITAIN

**Position: Assistant Director
of Football Operations**

**Year on Staff: 1st
Alma Mater: Ohio U., 2012**

Matt Britain enters his first year on the Vanderbilt staff, serving as assistant director of football operations.

A native of Kennesaw, Ga., Britain will assist Director of Football Operations Jason Grooms with the daily management of the Vanderbilt football program, including team travel, housing and special activities.

Britain was a student-athlete on the Ohio University football squad, playing offensive line for current Vanderbilt coach Keven Lightner for the Bobcats from 2008-10.

After seeing his playing career shortened by injuries, Britain continued to participate with the Ohio program, serving as a student manager, facility and event operations assistant and football operations assistant from 2010 to June 2013.

As the Bobcats' operations assistant, he worked with Grooms directly, assisting in the planning, coordination and project development of all day-to-day operations.

During his association with the Bobcats, Ohio University enjoyed plenty of success, playing in four consecutive bowl games and earning back-to-back postseason wins in 2011-12.

A graduate of North Cobb (Ga.) H.S., Britain earned a bachelor's in sports management from Ohio in 2012.



Vavae TATA

**Position: Assistant, Player
Development**

**Year on Staff: 1st
Alma Mater: UCLA, 1999**

Vavae Tata enters his first season at Vanderbilt. He serves in a non-coaching role, as an assistant in player development.

Tata will work to enhance program academic progress as staff liaisons with the Academic Center, assist the Life Skills Coordinator to foster community service among student-athletes, and contribute on matters related to the NFL such as assisting scouts with player evaluations and coordinating Pro Day activities on campus.

Tata and Derek Mason were associates at Stanford during the 2012-13 seasons, with Tata serving as a defensive assistant while Mason worked as the Cardinal defensive coordinator. Stanford concluded each season playing in the Rose Bowl as Pac-12 champions. He also served as defensive coordinator in the 2013 New Era Bowl played in Japan.

Prior to joining Mason as an defensive assistant at Stanford, Tata spent the 2010-11 seasons at San Jose State as a graduate assistant defensive line coach.

Tata began his coaching career in 2006, serving two years as a defensive line coach at McKinley High School in Honolulu, Hawaii.

Tata was a standout defensive end at UCLA, becoming a four-year letterwinner from 1994-98. His final appearance as a Bruin came in the 1999 Rose Bowl against Wisconsin.

Tata's family has a remarkable football heritage in his native Hawaii. Tata and four brothers have gone from high school in Honolulu to earn Division I scholarships.

FOOTBALL STAFF



Rod CHANCE

Position: Quality Control

Year on Staff: 3rd

Alma Mater: Rhode Island, 2005

Rod Chance is in his second season with the Vanderbilt coaching staff. He will serve as a defensive quality control this year after working on the Commodore offensive side last year.

Prior to helping the Commodores to a 9-4 campaign capped by a 41-24 victory in the BBVA Compass Bowl in 2013, Chance spent several months as cornerbacks coach at the University of Rhode Island.

Chance also coached four seasons at Alpharetta High School near Atlanta, serving as special teams coordinator and coach for defensive backs and wide receivers.

Chance was a four-year starter for the Rhode Island Rams from 2002-05. He finished his career with more than 100 tackles and 11 interceptions.



Chris MARVE

Position: Quality Control

Year on Staff: 1st

Alma Mater: Vanderbilt, 2011

Chris Marve, a four-year starter at linebacker for the Commodores from 2008-11, enters his first year on the Vanderbilt staff. He will serve as a quality control assistant.

A native of Memphis, Marve ranks high on Vanderbilt career charts in several key defensive stats, including No. 8 in total tackles (397) and No. 6 in tackles for loss (29.5).

Marve also has the distinction of earning all-conference honors after all four seasons. He was a three-time coaches' All-Southeastern Conference linebacker after earning SEC All-Freshman recognition in 2008.

Marve completed undergraduate degrees in sociology and human & organizational development from Vanderbilt in 2011.



Mike MORITA

Position: Quality Control

Year on Staff: 1st

Alma Mater: Idaho State, 1998

Mike Morita, former assistant at University of Albany (N.Y.), enters his first year with the Commodores, serving as an offensive quality control.

Morita, who played running back at Idaho State, worked eight years at Albany: seven as offensive line coach and one as tight ends/tackle coach.

Morita also has college experience as an offensive coordinator at Shaw University (2004-05), tight ends coach at Bucknell University (2000-03), and offensive line coach at Santa Barbara (Calif.) City College (2003).

Morita earned a bachelor's in elementary education from Idaho State and master's in education from Bucknell.

Football Support Staff



Tom BOSSUNG

Position: Head Athletic Trainer

Year on Staff: 16th

Alma Mater: Indiana State, 1990

Tom Bossung enters his 16th year as head athletic trainer for the team and director of the department's athletic training program.

Bossung enters his 20th year assisting Vanderbilt athletes. He came to campus as a graduate assistant in 1990, earning a master's in health promotion and exercise science in 1992.

After working a year at the Lipscomb Sports Therapy Center and serving two years as head athletic trainer at Tennessee State, he returned to Vanderbilt in 1995 to work with the men's basketball team. He moved to the football post in 1999.

Bossung, who received his bachelor's from Indiana State, is certified by the National Athletic Trainers Association, and licensed by the Tenn. Board of Medical Examiners.

Bossung served as president of the SEC Sports Medicine Committee from 2006-08.

Tom and his wife, Dee Dee, have two children: Ryan, 21; and Sarah, 17.



DR. WARNE FITCH
Team Physician



DR. HARRISON SHULL
Team Physician



TRACY CAMPBELL
Assistant Athletic Trainer



ADAM CLEMENS
Assistant Athletic Trainer



JUSTIN WENZEL
Assistant Athletic Trainer



KERRY WILBAR
Assistant Athletic Trainer

FOOTBALL SUPPORT STAFF



Larry LEATHERS

Position: Sports Information Dir.
Year on Staff: 14th

Larry Leathers enters his 14th year as the primary sports information director for the football program.

In 2012, the Vanderbilt Athletic Communications staff under Leathers' coordination was honored with "Super 11" status by the Football Writers Association of America (FWAA) for outstanding service. It marked the first time Vanderbilt was recognized for the national award.

Leathers oversees all media opportunities with Commodore coaches and student-athletes, serves as lead writer for annual guides and weekly game notes, and directs the program's gameday media relations responsibilities.



Chris SINGLETON

Position: Equipment Mgr.
Year on Staff: 14th

Chris Singleton enters his second year as equipment manager.

Singleton served as assistant equipment manager under Luke Wyatt for nearly 12 years prior to being promoted in 2013.

Singleton handles the purchase and care of all football equipment used by the Commodores. He also supervises three assistants and a corps of student workers that contribute to the team's in-season equipment staff. He is certified by the Athletic Equipment Manager's Association.



Steven PARKS

Position: Dir., Video Production
Year on Staff: 14th

Parks enters his ninth year as Director of Video Production. He is responsible for the array of day-to-day video needs for the team, and has been instrumental in the department's SEC Network integration.

Parks joined the Vanderbilt Athletics' video production department in 2001, and was promoted as the department director in 2006. He earned a degree in mass communications from MTSU in 2004.



Ed HIGGINS

Position: Dir., Facilities & Game Operations
Year on Staff: 1st

Higgins, a former assistant director at Vanderbilt University Medical Center, enters his first year as Director of Facilities and Game Operations.

Higgins is responsible for all grounds and facility operations during gamedays on the Vanderbilt campus, and holds a variety of ongoing facility duties with the Commodore program.

Higgins comes to Vanderbilt Athletics after a decade as VUMC's Assistant Director of Outreach & Promotions. He also served as tournament director of the 2006 Franklin American Mortgage LPGA Tour event in nearby Franklin.

He earned two business degrees from Kentucky in 1994, and also holds a master's in sports administration from Ohio University in 2010.

Additional Football Support Staff



MATT RULAND
Assistant,
Recruiting Office



ANDREA CAIN
Assistant
Recruiting Coordinator



CHARLOTTE SIEGEL
Coach Mason's
Administrative Assistant



BEVERLY BROTHERS
Administrative
Assistant



ERIC LAMMERS
Assistant,
Player Personnel



KYLE PARKINSON
Secondary Sports
Information Director



ALLISON BRADLEY
Assistant Director,
Marketing



JOSH POHL
Football Video
Coordinator



LACEY BALLARD
Assistant Director,
Video Production



WES WHALEY
Assistant Director,
Video Production



ELIZABETH WRIGHT
Director,
Academic Support



EUGENE HENDERSON
Academic
Advisor



MAX MARTIN
Academic
Advisor



ASHLEY VOGL
Academic
Advisor



GARY VEACH
Assistant Equipment
Manager




KEVIN FUHRER
Equipment
Assistant



KEVIN KONSTABEL
Equipment
Assistant

THE PLAYERS



94 Torey AGEE

Defensive Line

Sophomore ★ 6-4 • 280

Opelika, Ala. ★ Opelika HS

Agee

2013 Saw action as reserve defensive tackle in eight games as a redshirt freshman... Finished the year with four total tackles... Made his collegiate debut vs. Austin Peay making two assisted tackles... Also added tackles at Texas A&M and UAB.

2012 Agee redshirted during his first year on campus, working hard in the weight room to add bulk.

HIGH SCHOOL Two-year starter at DE for Alabama public school... Earned three varsity letters... Named All-Area DE honors as junior and senior... As a prep senior in 2011, produced 40 solo tackles, six tackles for loss and five quarterback sacks for squad that advanced to 5A state playoffs...

Played in Alabama-Mississippi All-Star Game after senior campaign.

ACADEMICS Agee is working toward a degree in psychology. Agee is a 2013 SEC Academic

Agee's Career Highs:

TOTAL TACKLES: 2, vs. Austin Peay, 9/7/2013

Honor Roll recipient.

PERSONAL Torey LeMarcus Agee... Son of Tommy and Anchylus Agee... Born March 8, 1994... Dad is assistant director of Opelika Parks & Recreation; mom is kindergarten teacher... Has an older brother, Tyler, and younger sister, Angelic... Dad was a standout RB at Auburn and six-year NFL veteran, and was lead blocker for two of the top running backs in gridiron history, Bo Jackson and Emmitt Smith... Played the trombone in school symphonic band.

Agee's Career Defensive Statistics

	TACKLES	SACKS	TFL	FF/FR	QBH
2013	1-3-4	0.0-0	0.0-0	0/0	0



55 Caleb AZUBIKE

Outside Linebacker

Junior ★ 6-4 • 260

Nashville, Tenn. ★ McGavock HS

Azubike

2013 Azubike became one of the Commodores' top defensive linemen without earning a start... Part of five-player rotation at defensive end... Showed considerable improvement from start of season to closing stretch... Served as top reserve DE, seeing action in 10 games... Did not play against Tennessee, Wake Forest or BBVA Compass Bowl opponent Houston... Finished the regular season with

21 solo tackles and 31 total tackles, both career highs...

Also topped the defense with 10 tackles for loss and shared the team lead with four quarterback sacks... Earned Southeastern Conference

Defensive Lineman of the

Week honors for superb performance in win at Florida – four tackles, two QB sacks, 2.5 tackles for loss, and a pair of hurries... Recorded career-best seven tackles, including two resulting in losses, against Missouri...

Azubike's Career Highs:

TOTAL TACKLES: 7, vs. Missouri, 10/5/2013
SOLO TACKLES: 5, vs. Missouri, 10/5/2013
QB SACKS: 2, at Florida, 11/9/2013
TACKLES FOR LOSS: 2.5, at Florida, 11/9/2013

THE PLAYERS

Contributed five tackles at South Carolina, and registered first sack of season vs. Austin Peay... Added two tackles, a defended pass and quarterback hurry in opener against Ole Miss.

2012 Azubike enjoyed one of the finest campaigns ever by a Commodore true freshman defensive end, earning SEC All-Freshman recognition from ESPN.com... Saw action in all 13 games, playing more snaps than any other Vanderbilt first-year player... Set team record for true freshmen with four quarterback sacks... Ended season with 15 solo tackles, 21 total tackles, 4.5 tackles for loss, two fumble recoveries and a pair of QB hurries... Played well in Music City Bowl win, earning three tackles and fumble recovery... Set season high with three solo tackles, including a sack, at Northwestern... Added key sack in win over Tennessee.

HIGH SCHOOL Senior captain, two-year starter at DE... As senior, registered 117 tackles, 30 tackles for loss, 10 QB sacks and six forced fumbles for Raiders... Two-time team MVP... All-State and *Tennessee* Dream Team recipient as senior... Posted three sacks at postseason Offense-Defense All-American Bowl... Earned defensive MVP honors in Tennessee East-West All-Star Game after setting record with 17 tackles... Finalist for Hume Award, given to top scholar-athlete in Nashville city schools.

ACADEMICS Azubike is working toward an interdisciplinary studies degree.

PERSONAL Chukwuemeka Caleb Azubike... Son of Chuck and Nkechi Azubike... Born March 31, 1994 in Nigeria... Dad is private businessman; mom is a nurse... Has two brothers, Onochie and Ifeatu, and two sisters, Adaobi and Chinazor... Family moved from England prior to ninth grade... Played trumpet in McGavock marching band as freshman.

Azubike's Career Defensive Statistics

	TACKLES	SACKS	TFL	FF/FR	QBH
2013	20-11-31	4.0-40	9.5-53	0/0	3
2012	15-6-21	4.0-22	4.5-22	0/2	1
Career	35-17-52	8.0-62	14.0-75	0/2	4



24 Jalen BANKS

Safety

Redshirt Freshman ★ 5-11 • 190

Markham, Ill. ★ Thornton Township HS

2013 Banks did not see action as a true freshman... He worked hard to build strength and quickness

during the fall, and showed excellent DB instincts during fall practices.

HIGH SCHOOL Senior captain... Four-year starter for large public school located in south Chicago suburb... As senior DB, posted 60 tackles, three INTs and four forced fumbles for squad that advanced to state playoffs... Named All-State by both state coaches' and *Chicago Tribune*... As junior, contributed four INTs, three fumble recoveries to go with 55 tackles... During career, registered 156 tackles, 10 INTs and 23 pass breakups.

ACADEMICS Banks is enrolled in the College of Arts and Science. He is undecided on his major.

PERSONAL Jalen Aaron Banks... Son of Frederick Banks and Amani Wesley... Born Sept. 10, 1994... Younger brother, Jauan, is starting WR at school, which has produced many stars, including former NFL WR Antwaan Randle El... Participated in Big Brothers/Big Sisters organization in hometown.



96 Gaither BARKER

Snapper

Sophomore ★ 6-1 • 234

Dunlap, Tenn. ★ Sequatchie HS

2013 Barker did not see action in his first year on campus... He joined the Commodores and participated during the season as a snapping prospect.

HIGH SCHOOL Team captain... Three-year starter at OL for public school north of Chattanooga... Also played on defensive line and served as team's snapper as junior and senior... Also earned varsity letters in baseball and basketball... High academic achiever, named school's valedictorian.

ACADEMICS Barker is majoring in economics from the College of Arts of Science.

PERSONAL Horace Gaither Barker... Nov. 2, 1994... Son of Greg and Ester Barker... Has one younger brother, Jeremiah... Dad is nuclear engineer; mom is nursing supervisor.



4 Tre BELL

Cornerback

Redshirt Freshman ★ 6-0 • 172

Union, N.J. ★ St. Peter's Prep

2013 Bell did not see game action as a true freshman, but impressed coaches with superb ball skills and secondary instincts as scout team participant during fall practices.

HIGH SCHOOL Three-year starting cornerback for one of New Jersey's top private schools... As senior, posted two INTs, 12 pass breakups and accounted for three TDS for 8-2 St. Peter's team... Selected as Non-Public School All-State and All-League, Bell also participated in postseason Chesapeake All-Star Game... As junior, totalled three INTs and 12 passes defended for 7-4 Marauders' squad.

ACADEMICS Bell is enrolled in the College of Arts and Science. He is undecided on a major.

PERSONAL Marion Tre'Quan Bell... Son of Marion and Vivian Bell... Born Jan. 14, 1995... Has two younger siblings, Jasmyn and Jaylen... Dad serves as head coach at nearby East Orange (N.J.) HS... Was involved in high school's campus ministries, peer tutoring and community service projects.



53 Jake BERNSTEIN

Offensive Guard

Junior ★ 6-4 • 306

Lake in the Hills, Ill. ★ Crystal Lake South HS

2013 Bernstein played in 12 games, earning 11 starts at left guard... Has 17 career starts on the Commodore offensive line... After missing starts in the team's first two games, Bernstein finished with 11 straight starts... Played virtually every meaningful snap at guard during the second half of season as Commodores finished with five-game win streak and 7-2 mark over their last nine games... Provided excellent experience and punishing run-blocking abilities for the offensive line... Was part of superb left side of Vanderbilt OL with All-SEC tackle Wesley Johnson... Credited with 46 knockdown blocks, 17 intimidation blocks and 67 blocks that led to Commodore first downs and touchdowns...

THE PLAYERS



Consistently earned positive blocking grades from coaching staff... Commodores have 14-3 record with Bernstein in the starting lineup.

2012 After starting the season as a reserve guard, Bernstein became one of the Commodores' most valuable and dependable players during the team's six-game win streak to conclude the season... Played virtually every meaningful snap on the line over the team's last seven games, seeing action in both guard roles... Earned six starting assignments... Increased playing time began in win over Auburn... First career start came at right guard in win over UMass, followed by starts at same position in road wins against Kentucky and Ole Miss... Started at left guard in late-season wins against Tennessee, Wake Forest and N.C. State in the Music City Bowl.

2011 Bernstein did not play as a freshmen... Used redshirt campaign to add strength while impressing coaches with blocking techniques as a prospective guard on the offensive front.

HIGH SCHOOL Senior captain... Two-year starter at left tackle for one of the top Chicago suburban powers... As a senior, helped team to first undefeated regular season in team history and into 6A state quarter-finals... Credited with 69 pancake blocks as senior, helping two teammates surpass 1,000-mark rushing mark... Named IHSA 6A All-State and *Chicago Tribune* second-team All-State... Two-time All-Area... Played in All-World Gridiron Classic... Also lettered in baseball, track & field and lacrosse.

ACADEMICS Bernstein is working toward a human and organizational development degree (leadership emphasis) from the Peabody College.

PERSONAL Jacob Bernstein... Son of Steven and Shawn Bernstein... Born June 18, 1993... Has one older sister, Samantha... Dad is sales manager; mom works in corporate finance... Big Chicago Bears fan... Enjoys golf and baseball... Worked with children as an employee of Lifetime Fitness.



52 Nigel BOWDEN

Inside Linebacker

Redshirt Freshman ★ 6-1 • 245

Macon, Ga. ★ Macon Central HS

2013 Bowden did not see game action as a true freshman... He impressed coaches as a prospective middle linebacker on scout teams during the fall... Blessed with superb physical skills.

HIGH SCHOOL Captain and team MVP as senior... Enjoyed incredibly productive career as four-year LB starter... As senior, posted 117 tackles, 17 tackles for loss, four sacks and four forced fumbles for Chargers... Named First Team AAA All-State as senior... Also played TE on offense... Nominated to play in postseason Offense-Defense All-American Bowl... Two-time Region Player of the Year recipient... As junior, posted 155 tackles and five sacks... Contributed 88 tackles, seven sacks and three forced fumbles as sophomore.

ACADEMICS Bowden is enrolled in the College of Arts and Science. He has not decided on a major.

PERSONAL Nigel Lorenzo Bowden... Son of Phyllis Nathan-Holt and Larry Bowden... Born Dec. 20, 1994... Father is retired from the military... Parents work for U.S. Postal Service... Has a brother, Joe, and sister, Janelle... A second brother, Jason, died in the line of duty during the Iraq War.



51 Hunter BOWMAN

Inside Linebacker

Senior ★ 6-0 • 220

Savannah, Ga. ★ Savannah Country Day

2013 Bowman did not see game action as a third-year contributor... He brought plenty of effort and energy as a practice squad linebacker.

2012 Bowman did not see action in his first full year on the roster... Contributed to team's success as a practice squad linebacker.

2011 Bowman did not play as a freshman, joining the team during the year. He participated as fullback in spring drills.

HIGH SCHOOL Played on varsity for four years... Started on both offensive and defensive lines for Georgia A private school... Helped team to state play-offs in three of four years... Earned All-Area recognition... Also earned varsity letters in soccer and wrestling.

ACADEMICS Bowman is working toward a degree in biological sciences: ecology, evolution and organismal biology. He was a 2012-13 SEC Honor Roll recipient.

PERSONAL Hunter Hall Bowman... Son of Cam and Catherine Bowman... Both parents are attorneys... Born Dec. 19, 1992... Has a younger sister, Sarah.

THE PLAYERS



52 Andrew BRIDGES

Offensive Tackle

Senior ★ 6-6 • 285

Atlanta, Ga. ★ Westminster School

Bridges

2013 Bridges opened his junior season with three straight starts before a foot injury curtailed his campaign...

Started against Ole Miss, Austin Peay and South Carolina... He has 17 career starts, tied for the second most by any Commodore lineman.

2012 Bridges played in 12 of 13 games during the season... Earned starting assignments at right tackle in the first nine games, then returned in reserve role for season-ending wins vs. Tennessee, Wake Forest and N.C. State... Also played sparingly at TE in short yardage situations... Was on the field for majority of offensive snaps in first eight games... Displayed excellent mobility and technique as pass blocker.

2011 Bridges became a valuable contributor on the offensive front as the season endured... Earned postseason Commodore Award as Offensive Unsung Hero from coaching staff... Concluded as a quality starter at left tackle, allowing opening-game starter Wesley Johnson the ability to move to center when injuries thinned depth... Played in 11 games, earning starts against Army, Kentucky, Tennessee, Wake Forest and Cincinnati.

2010 Bridges did not play as a true freshman, using the year to focus on adding strength and bulk in the weight room.

HIGH SCHOOL Senior captain... Two-way starter as senior, helping team to 9-4 record and second round of AA playoffs... As senior DE, contributed 45 total tackles, five QB sacks and four forced fumbles... Posted 43 pancake blocks as starting OT... Earned first team AA All-State DL by *Atlanta Journal-Constitution* and All-State OL by sportswriters... Started at DE and TE as junior, helping squad to 11-2 record and state playoffs... Threw discus in track... AP Scholar Award recipient... Named recipient of Character Award from Sports Champions of Greater Atlanta.

ACADEMICS Bridges is working toward a degree in mechanical engineering. He was a three-time SEC Academic Honor Roll recipient (2011-13).

PERSONAL Andrew Russell Bridges... Son of William and Lisa Bridges... Born April 24, 1992... Has two brothers, William and Joe... Dad, who played football at Virginia, owns Cadillac and Buick GMC dealerships... Three relatives, including grandmother, have graduated from Vanderbilt; a cousin is also enrolled at the university... Plays the guitar.



Brockway

79 Ryan BROCKWAY

Offensive Line

Senior ★ 6-5 • 275

Rolling Hills, Calif. ★ Loyola HS

2013 Brockway did not see game action as second-year contributor... Team-oriented offensive lineman gave excellent effort on practice squad units during the season.

2012 First-year walk-on did not see action as an offensive tackle prospect... Contributed on scout team offensive line units during season.

HIGH SCHOOL Senior starter on defensive line for Los Angeles private school... Earned starts at defensive tackle... Two-year varsity letter-winner... Also threw shot put in track & field... Graduated with honors, earning California Scholarship Federation recognition.

ACADEMICS Brockway is expected to complete a degree in political science this May from the College of Arts and Science.

PERSONAL Ryan Matthew Brockway... Son of Robert and Jennifer Brockway... Born Sept. 2, 1991... Younger sister, Kelsey, plays basketball at Pepperdine University... Transferred to Vanderbilt from Chapman (Calif.) College.



Burks

20 Oren BURKS

Safety

Redshirt Freshman ★ 6-3 • 212

Fairfax Station, Va. ★ South County HS

2013 Burks did not see game action as a true freshman on campus... He was part of a freshman linebacking trio that impressed coaches and teammates during fall practices... Accomplished good work improving strength during the season.

HIGH SCHOOL Two-year captain... Three-year defensive starter... As senior LB, named First Team All-State, district's Defensive Player of the Year and team MVP after accumulating 123 tackles, 17 tackles for loss, 3.5 sacks, six forced fumbles and three INTs... Also added three TD catches and four blocked punts for 2012 squad that advanced to second round of Group 5 playoffs... Participated in postseason Chesapeake Bowl... As junior, posted 128 tackles, 22 tackles for loss, 11 sacks, two INTs and three defensive TDs — as Stallions advanced to state title game.

ACADEMICS Burks is enrolled in the College of Arts and Science. He is undecided on a major.

PERSONAL Oren Spencer Burks ... Son of Orlanda and Wanda Burks... Born March 21, 1995... A younger sister, Whitney, is a softball player at Stanford... Dad works as senior system engineer; mom works as program operations manager... Related to Baltimore Ravens' WR Torrey Smith.

THE PLAYERS



69 Adam BUTLER

Defensive line

Sophomore ★ 6-5 • 305

Duncanville, Texas ★ Duncanville HS

Butler 2013 Butler developed into a key playmaker in the interior of the Vanderbilt defensive line as the season developed... Showed steady improvement and lots of energy through the season... Earned a start in opener vs. Ole Miss after switching from offensive guard/center to defensive tackle during spring drills... Made 12 appearances during his first season as a contributor on the defensive line... Also earned starts against UMass, UAB, Missouri, Tennessee and Houston in the BBVA Compass Bowl... Finished with 25 total tackles, including 16 solo stops and six tackles for loss... Added a forced fumble and fumble recovery,

along with two defended passes and a QB hurry... Was superb in win over Kentucky, contributing two tackles for loss and two defended passes along with a huge play on special teams when his block of a Wildcat PAT attempt resulted in two points for the Commodores... Set career highs with three solo tackles and six

total tackles – and added a forced fumble and fumble recovery – in victory at UMass... Registered six tackles at South Carolina... Had two tackles for loss in victory over UAB.

2012 Butler did not play during his true freshman season, but remained on

the team's depth chart throughout the year as a center-guard candidate... Brought physical maturity and mobility to the squad's offensive line corps. **HIGH SCHOOL** Two-time captain for large suburban Dallas public school... Started at LT as junior and senior after playing DE as sophomore... As senior, also blocked eight field goal attempts... Two-time first team 5A All-District recipient... Named All-Area as senior, earning team MVP honors... Helped squad to district titles and 5A playoff appearances in 2010 and 2011... Played in postseason Offense-Defense All-American Game.

ACADEMICS Butler is enrolled in the College of Arts and Science, working toward a degree in environmental science.

PERSONAL Adam Oneal Butler... Son of Clarence and Kim Butler... Dad is manager at Staples; mom is group nursing & facility administrator... Has one brother, Josiah, and one sister, Kim... Descendant of Texas children's rights campaigner Edna Gladney, subject of 1940s film "Blossoms in the Dust"... Enjoys fishing and singing.

Butler's Career Defensive Statistics

	TACKLES	SACKS	TFL	FF/FR	QBH
2013	16-9-25	0.0-0	6.0-8	1/1	2



16 Colby COOKE

Punter

Sophomore ★ 6-3 • 220

Goochland, Va. ★ Goochland HS

2013 Cooke saw limited action as a redshirt freshman, but when called upon, he handled the team's punting chores in fine fashion... Averaged 45.1 yards on 14 attempts... Was superb in team's BBVA Compass Bowl victory, averaging 45.2 yards on 10 punts... Six of Cooke's punts in the bowl landed inside the Houston 20-yard line... On the season, eight of Cooke's 14 punts were downed inside the 20-yard line...

THE PLAYERS

Posted season-long effort of 67 yards in finale vs. Wake Forest.
2012 Cooke did not play as a true freshman, practicing as a punter-kicker.

Cooke's Career Highs:

SINGLE-GAME AVERAGE: 45.2 yards,
 vs. Houston, 1/4/2014
LONGEST PUNT: 67, vs. Wake Forest,
 11/30/2013

HIGH SCHOOL Senior captain...
 Named Parade All-American
 placekicker as senior... Three-
 year starting PK for school near
 Richmond... As senior, converted
 17 of 21 field goals... 17 field goals
 is second highest single-season
 total by Virginia prep kicker...
 Helped Bulldogs to 14-1 record and

Division 2 state finals where he made field goals of 48 and playoff-record
 51 yards... Earned All-State honors.

ACADEMICS Cooke is enrolled in the Peabody College, majoring in
 human and organizational development (leadership emphasis).

PERSONAL Colby Neal Cooke... Son of Jeff Cooke and Donna Coffey...
 Born July 20, 1994... Born and raised near Richmond... Dad is sales
 manager... Has a younger sister, Marley... Stepfather (Mark) played
 collegiate soccer... Enjoys snowboarding.

Cooke's Career Punting Statistics

	PUNTS	YARDS	AVG.	LONG	TB	FC	I-20
2013	14	631	45.1	67	2	6	8



64 Delando CROOKS

Offensive Line

Redshirt Freshman ★ 6-5 • 312

Atlanta, Ga. ★ Atlanta-Carver HS

Crooks


2013 Crooks did not see action as a true freshman...
 Showed quick feet, excellent agility and explosive

power during fall practices working as a practice squad offensive guard.

HIGH SCHOOL Two-year captain for Atlanta public school... As senior, started
 at OT and DT, helping Panthers go 9-2 and advance to AAAA state playoffs...
 Named Second Team MaxPreps All-American after senior campaign... In
 2012, also earned First Team AAAA All-State OL, All-Region and All-City from
Atlanta Journal-Constitution by producing 40 pancake blocks.

ACADEMICS Crooks is majoring in economics from the College of Arts
 and Science.

PERSONAL Delando Lamar Crooks... "Lando"... Son of Lester Crooks and
 the late Janice Crooks... Born April 11, 1995... Has four brothers: Damien,
 Damion, Dominic and Kenard; and three sisters: Kareen, Corlett, and
 Alisha... Mentored and coached by his uncle, Troy Vaccianina... Named
 school's Homecoming King as senior... Enjoys playing chess.



84 Jordan CUNNINGHAM

Wide Receiver

Sophomore ★ 6-1 • 175

Fort Lauderdale, Fla. ★ University School

Cunningham

2013 Cunningham was one of three true freshmen
 to play for the Commodores during the season...

Played in all 13 games, earning starts vs. South Carolina, Florida, Kentucky,
 Tennessee, Wake Forest and Houston in the BBVA Compass Bowl...
 Finished season with 15 catches, good for 119 yards... Set single game



highs with eight receptions and 67 yards at South Carolina.

HIGH SCHOOL Senior captain, four-year contributor for one of Florida's top
 3A schools... Three-year
 starter at WR... Helped
 2012 Suns to 13-0 mark
 capped by first state
 title in school history...
 Earned All-State honors
 with 53 catches, 817
 yards and eight total

Cunningham's Career Highs:

RECEPTIONS: 8, at So. Carolina, 9/14/2013
RECEIVING YARDS: 67, at So. Carolina, 9/14/2013

TDs as senior... Named Under Armour and MaxPreps All-American... Played
 in Under Armour All-American Game and Dade vs. Broward All-State
 Game... Posted 32 catches and eight TDs as junior... Enjoyed superb
 sophomore season - 60 catches, 1,140 yards and 10 TDs - helping school
 advance to first state title game... 2012 Scholar Athlete of the Year.

ACADEMICS Cunningham is undecided on a major.

PERSONAL Son of Carlton and Natalie Cunningham... Born Oct. 12, 1994...
 Has a sister, Jahneille... Dad is a professor and engineer; mom works as
 law firm secretary... Parents were born and raised in Jamaica.

Cunningham's Career Receiving Statistics

	RECEPTIONS	YARDS	AVG	TD	LONG
2013	15	119	7.9	0	14



41 Zach CUNNINGHAM

Inside Linebacker

Redshirt Freshman ★ 6-4 • 225

Pinson, Ala. ★ Pinson Valley HS

Cunningham

2013 Cunningham did not play as a true freshman...
 Showed athleticism as practice squad linebacker...

Used first semester on campus to enhance overall strength.

HIGH SCHOOL Senior captain and three-year starter at LB for school just
 north of Birmingham... Concluded prep career by receiving Alabama

THE PLAYERS

5A Lineman of the Year and Birmingham News' Lineman of the Year honors after 2012 campaign... Amassed 448 total tackles during three-year varsity career... As a senior, earned First Team All-State after leading Indians to 8-4 record and second round of 5A playoffs... Contributed 194 total tackles, including 41 tackles for loss and 12 sacks along with four blocked punts during the season... Participated in postseason Semper Fidelis All-American Bowl... As junior, earned All-State recognition after registering 152 tackles...

ACADEMICS Cunningham is enrolled in the College of Arts and Science. He is undecided on a major.

PERSONAL Zachary Daniel Cunningham... Son of Fred and Sophie Cunningham... Born Dec. 12, 1994... Dad works in landscaping... Has four brothers: Frederick, Ethan, Nathan and Zapheth; and two sisters, Gabriel and Danica... Plays the guitar.



44 Barron DIXON

Defensive Line

Senior ★ 6-4 • 295

Alpharetta, Ga. ★ Chattahoochee HS

2013 Dixon played in all 13 games as part of a four-player rotation at DT that included Jared Morse,

Vince Taylor and Adam Butler... First career start came vs. Texas A&M... Finished the regular season with nine solo tackles, 26 total tackles, 2.5 quarterback sacks and 4.5 tackles for loss... Set career highs with three solo stops and six total tackles in win over UAB... Added sacks vs. UAB and vs. Missouri... Played well in team's BBVA Compass Bowl victory, contributing 6-yard QB sack among three tackles.



2012 Dixon performed well in the Commodore interior defense after stepping into a bigger role as a sophomore... Played in all 13 games at top reserve DT... Set career highs in nearly every statistical category... Posted

Dixon's Career Highs:

TOTAL TACKLES: 6, vs. UAB, 9/28/2013
SOLO TACKLES: 3, vs. UAB, 9/28/2013
TACKLES FOR LOSS: 1.5, vs. Missouri, 10/5/2013

22 total tackles, including a stop in each of the final eight games... Career-high of four tackles came in win over UMass... Contributed three tackles and fumble recovery against Presbyterian... Had pair of tackles in team's Music City Bowl victory... Registered sack in shutout win at Kentucky.

2011 Dixon was one of five true freshmen to see action... Played in final seven games, contributing as a valuable interior tackle after injuries sidelined others... Registered three total tackles and a forced fumble... Initial action came against Georgia... Forced fumble came against Arkansas.

HIGH SCHOOL Senior captain... Three-year starter on defensive line for north Atlanta public school power... As senior DE, helped Cougars to 15-0 record and Class AAAA state championship, first title in school history... Contributed 80 total tackles, four quarterback sacks and four forced fumbles as a senior... Also had role at fullback as senior... One of team's biggest plays was a sack by Dixon that helped secure state title... Earned first team All Region and All-State as senior... Contributed over 40 tackles as All-Region junior DT... Earned first career DE start as sophomore.

ACADEMICS Dixon is expected to complete an interdisciplinary studies degree in from the College of Arts and Science in December.

PERSONAL Barron Dixon... Born Sept. 29, 1992 in Philadelphia... Son of Victorina and Barron Dixon Sr... Has three brothers: Joseph, Victor and Tyler... Dad works in refrigeration industry; mom is a nurse.

Dixon's Career Defensive Statistics

	TACKLES	TFL	SACKS	FF/FR	PD
2013	10-16-26	4.5-15	2.5-10	0/0	2
2012	6-16-22	1.0-4	1.0-4	0/1	1
2011	2-1-3	0.0-0	0.0-0	1/0	0
Career	18-33-51	5.5-19	3.5-14	1/1	3



18 Chandler DORRELL

Wide Receiver

Redshirt Freshman ★ 6-0 • 190

Nashville, Tenn. ★ St. Thomas Aquinas (Fla.)

★ Stanford

2013 Did not play as a true freshman on Stanford campus... Participated as a defensive back, ranking among top practice squad contributors for Pac-12 champion Cardinal.

HIGH SCHOOL Earned two varsity letters at powerful St. Thomas Aquinas in Fort Lauderdale... Played WR and punter for squad that earned Florida state title during junior season... As senior, caught 37 passes for 412 receiving yards and six TDs... A four-year member of Principal's Honor Roll and recipient of Broward County Scholar-Athlete Award... Member of National Honor Society and Spanish National Honor Society.

ACADEMICS Dorrell is enrolled in the College of Arts and Science, and is undecided on a major.

PERSONAL Chandler Westley Dorrell... Born March 26, 1995... Son of Karl and Kim Dorrell... Has a younger sister, Lauren... Dad serves as Vanderbilt's offensive coordinator... Enjoys playing golf and basketball.

THE PLAYERS



72 Sean DOWLING

Offensive Line

Redshirt Freshman ★ 6-5 • 288

Fallbrook, Calif. ★ Fallbrook Union HS

2013 Dowling did not see action, working as a practice squad lineman during the season... An early enrollee,

Dowling also enjoyed a strong conditioning effort during his first year.

HIGH SCHOOL Team captain as junior and senior... Two-year starting offensive lineman at Fallbrook Union... As a senior, earned All-CIF First Team Offensive Line recognition and all-conference status and team's MVP OL award... Participated in the Semper Fidelis All-American Bowl after senior campaign... Played varsity as ninth grader at North Kingstown (R.I.) H.S.

ACADEMICS Dowling is enrolled in the College of Arts and Science. He is undecided on a major.

PERSONAL Sean M. Dowling... Son of Christopher and Karen Dowling... Born March 31, 1995 near Washington DC... Has a younger brother, Collin... Dad holds rank of colonel in U.S. Marine Corps; mom is an attorney and retired from active duty in the Marine Corps as a Lieutenant Colonel... Maternal grandfather also retired as a Marine Corps officer.



19 C.J. DUNCAN

Wide Receiver

Redshirt Freshman ★ 5-11 • 195

Montgomery, Ala. ★ St. James School

2013 Duncan did not play as a true freshman, who opened eyes during fall practices as one of the team's

most versatile athletes... Worked at QB, RB and WR on scout teams.

HIGH SCHOOL Two-year captain... Started as QB and DB for Montgomery private school... Two-time All-Metro pick by *Montgomery Advertiser*... As senior QB, guided Trojans to 4A state playoffs, rushing for 861 yards and 12 TDs and passing for 1,010 yards... Played every snap, including on special teams, in final game of career, a narrow loss to eventual 4A state champion... As junior, accounted for 33 TDs and compiled 2,885 total yards... Produced 2,227 yards of total offense and 12 TDs as sophomore QB... Multi-year starter on varsity basketball and baseball teams.

ACADEMICS Duncan is enrolled in the College of Arts and Science.

PERSONAL Clarence J. Duncan... Son of Clarence and Helena Duncan... Born March 24, 1995... Has one brother, Collin... Dad serves as CEO at Adam/Synergy; mom is COO for First Tuskegee Bank... Involved in community service efforts at school.



80 Davis DUDCHUCK

Tight End

Graduate Student ★ 6-4 • 245

Hoover Ala. ★ Oak Mountain HS

★ Stanford

COLLEGIATE CAREER AT STANFORD (2011-13) Played in 16 games as reserve TE during last three years, helping Stanford to three straight BCS bowl appearances and pair of Pac-12 titles... Played behind several standout Cardinal TEs, including Zach Ertz and Coby Fleener... As senior, had five

catches for 43 yards while playing in eight games... Posted career-high three receptions vs. Notre Dame.

HIGH SCHOOL Senior captain, three-year letterwinner for large public school just south of Birmingham... As senior TE, had 26 catches for 359 yards and three TDs, earning All-Area and All-Conference honors... Posted 33 catches, good for 504 yards and four TDs, as junior... Also lettered in basketball and baseball... National Honors Society recipient.

ACADEMICS Dudchuck completed a degree last May from Stanford in information technology, media and society. He earned Pac-12 All-Academic honorable mention honors as senior. He is working toward a master's in higher education administration from the Peabody College.

PERSONAL Davis Andrew Dudchuck... Born June 20, 1992... Son of Alex and Natalie Dudchuck... Oldest of three brothers... Dad played football at Auburn in the mid-1980s.

Dudchuck's Receiving Statistics at Stanford

	RECEPTIONS	YARDS	AVG	TD	LONG
2013	5	43	8.6	0	15



34 Andrew EAST

Snapper

Graduate Student ★ 6-2 • 230

Indianapolis, Ind. ★ North Central HS

2013 East ranks among the SEC's most versatile snappers, blending superb technique with athleticism to cover in punt coverage... Handling all of team's snapping chores for the third consecutive season... Served as team's primary snapper in every game... Commodore punters and kickers benefited from East's work, with Carey Spear converting 15-of-19 field goals and the team's first-year punting duo averaging 42.9 yards... East also contributed four tackles in coverage.

2012 East continued to perform in superb fashion as primary snapper for the second year... Saw important action in all 13 games... Both team specialists, Spear and Richard Kent, benefited from East's work: Carey set a new record with 20 FGs, Kent enjoyed career high 44.9-yard punt avg... Earned credit for two tackles covering punts... Recognized as team's representative to the SEC Football Community Service Team.

2011 As a first-year contributor, East handled all snapping responsibilities... Received postseason Public Service Award from coaches... Credited with three tackles... Also had key role in one of the team's most exciting plays of the season, catching a 35-yard pass from punter Ryan Fowler on a fake punt to convert a 4th-and-long situation against Georgia.


2010 East did not play as a freshman, using the time to build strength through efforts in the weight room.

HIGH SCHOOL Team captain... Three-year starter on defense and special teams for 5A Indianapolis school... As senior, contributed 64 tackles and seven QB sacks as first-year starter at DE... As sophomore and junior, started at LB... Started as long snapper for three years... Named to the Indiana North-South All-Star Classic... Lettered in varsity rugby.

ACADEMICS East completed a degree in civil engineering last May, and is working toward a master's at Vanderbilt's Owens School of Management. He is a 2012-13 SEC Academic Honor Roll recipient.

PERSONAL Andrew Dean East... Son of Guy and Marsha East... Dad is a construction consultant... Has three brothers: Guy, James and Grant; and a sister, Christine... Dad earned three letters playing as TE/snapper at Purdue... Has participated in competitive cycling racing... Enjoys the outdoors... Earned Eagle rank in scouting... Nominated during the summer for AFCA-Allstate Good Works Team, given for collegiate student-athletes with exceptional community service.

THE PLAYERS



East's Career Defensive Statistics

	TACKLES	TFL	SACKS	FF/FR
2013	2-2-4	0.0-0	0.0-0	0/0
2012	3-0-3	0.0-0	0.0-0	0/0
2011	2-1-3	0.0-0	0.0-0	1/0
Career	7-3-10	0.0-0	0.0-0	1/0



3 Taurean FERGUSON

Cornerback

Redshirt Freshman ★ 5-9 • 185

Jonesboro, Ga. ★ Jonesboro HS

East

2013 Ferguson did not see action as a true freshman... Impressed staff with coverage abilities and athleticism as a practice squad cornerback.

HIGH SCHOOL Senior captain... Four-year starter in secondary school south of Atlanta... Also started two years at WR... As senior, contributed five interceptions and eight pass breakups for 9-2 squad that advanced to first round of AAAA playoffs... As senior WR, posted 36 catches for 498 yards and eight TDs... Earned honorable mention All-State in 2012, and played in two postseason games, International Bowl and Georgia East-West All-Star Game... As junior, contributed four interceptions, 60 catches, 734 receiving yards and six TDs... Standout hurdler in track.

ACADEMICS Ferguson is enrolled in the College of Arts and Science. He is undecided on a major.

PERSONAL Taurean Armaud Ferguson... Son of Deonte and Crystal Burden... Born Nov. 23, 1994... Has three brothers: Chuntney, Chris and William... Dad is an accountant; mom is a flight attendant... Has worked as baseball umpire and football referee in hometown youth leagues.



66 Blake FROMANG

Offensive Line

Sophomore ★ 6-7 • 300

Orlando, Fla. ★ Lake Highland Prep

Fromang

2013 Fromang showed plenty of progress during his first season as an offensive line contributor... Played in 10 games as reserve tackle and conversion unit lineman... Enjoyed steady increase in minutes during first half of season, then overcame injuries to finish season on strong note.

2012 Fromang redshirted during his first season on campus, while contributing as a practice squad offensive lineman... Improved strength through an effective effort in the weight room.

HIGH SCHOOL Senior captain for one of central Florida's top private schools... Three-year starter at offensive tackle, moving to left tackle as junior... As senior, named All-District and All-County OL... Listed among Top 60 players in central Florida by Orlando Sentinel... Helped Lake Highland to state playoffs in 2010 and 2011... Played in Central Florida All-Star Game.

ACADEMICS Fromang is working toward a degree in human and organizational development from the Peabody College.

PERSONAL Blake Andrew Fromang... Son of Jennifer Eden and Lilburn Bailey... Born June 6, 1994... Both parents are attorneys... Has an older sister, Whitney, and three brothers: Brian, Hunter and Spencer... Two of the brothers, Brian and Hunter, measure 7'0" and play college basketball... Men's basketball coach at Lake Highland Prep is former Commodore standout Jeff Turner.



56 Barrett GOUGER

Offensive Line

Sophomore ★ 6-4 • 305

Soddy Daisy, Tenn. ★ Baylor School

Gouger

2013 Gouger saw action on the offensive line in 11 games as a redshirt freshman... Primarily played guard, but also enjoyed starting assignment against Missouri in tackle eligible position.

2012 Gouger did not play as a true freshman, but showed plenty of promise as an inside offensive line prospect during the season.

HIGH SCHOOL Senior captain... Four-year letterwinner and three-year starter at offensive tackle... Recipient of 2011 Division II Mr. Football Lineman Award... As senior had 36 pancake blocks, helping Red Raiders to school's first D-II regional championship game... Also earned All-State and All-Region as senior, along with being named to the Dream Team by *Tennessean* and Best of the Preps by *Chattanooga Times-Free Press*... Three-year letterwinner in wrestling, earning D-II state champion in heavyweight class.

ACADEMICS Gouger is enrolled in the College of Arts and Science. He is working toward a degree in sociology.

PERSONAL Barrett David Gouger... Son of Mark and Beverly Gouger... Born Sept. 30, 1993... Born and raised near Chattanooga... Dad works as sales manager; mom is school teacher... Has one brother, Chandler... Enjoys fishing and hunting.

THE PLAYERS



7 Josh GRADY

Quarterback

Junior ★ 5-11 • 202

Tampa, Fla. ★ Armwood HS

Grady

2013 Injury prematurely ended Grady's season... Moved to QB from WR in the spring... Completed 3-of-6 passing

for 27 yards, seeing action against Texas A&M, Austin Peay and UAB.

2012 Grady played in all 13 games as a redshirt freshman WR... Earned starting assignment in team's Music City Bowl win over N.C. State... Totalled seven catches for 89 yards... Also had six rushes for 23 yards.

2011 Though he has yet to see action, Grady gained valuable knowledge of the offense... Showed athleticism during his first season on campus.

HIGH SCHOOL Two-year starter at Armwood after transferring from nearby Freedom HS... As senior QB, hit on 182 of 256 passes for 2,109 yards, 24 TDs and just five INTs, helping 14-1 Armwood

to 4A state finals... Also rushed for 865 yards and 14 TDs... Named *St. Pete Times'* co-Suncoast Player of the Year... Stellar student, ranking among top 10 of class... As a junior, threw for more than 3,000 yards and 25 TDs... As sophomore, passed for 1,815 yards and nine TDs as QB at Freedom... Three-time All-Area pick.

ACADEMICS Grady is working toward a degree in economics from the College of Arts and Science. He is a two-time SEC Academic Honor Roll recipient (2012-13).

PERSONAL Joshua Grady... "JStat"... Son of Woodrow and Talonya Grady... Born Oct. 24, 1992... Has an older sister, Charity... Dad works as IBM business partner.

Grady's Career Highs:

MOST COMPLETIONS: 2, at Texas A&M, 10/26/2013

MOST PASSING YARDS: 18, at Texas A&M, 10/26/2013

Grady's Career Offensive Statistics

	ATT/COMP-INT	YDS.	PCT.	TD	LG	RUSH-YDS	TD	LG
2013	6-3-2	27	50.0	0	10	5-(-3)	0	4
2012	-	-	-	-	-	6-23	0	13
Career	6-3-2	27	50.0	0	27	11-20	0	13



Graves

46 Curtis GRAVES

Wide Receiver

Sophomore ★ 6-2 • 185

Alpharetta, Ga. ★ Alpharetta HS

2013 Graves joined the Commodores prior to the season as a walk-on receiver candidate.

HIGH SCHOOL Missed entire senior season due to injury... Played WR as a junior for Alpharetta HS after family relocated to Atlanta area from New Jersey... Also lettered in football and basketball at Absegami (N.J.) HS.

ACADEMICS Graves is working toward a degree in economics from the College of Arts and Science.

PERSONAL Curtis Warren Graves... Born Dec. 5, 1993... Son of Christopher Graves and Stacie Graves... Stepmom is Shawnee Graves... Has nine siblings... Dad is managing partner of investment firm.



Grecco

81 Alex GRECCO

Wide Receiver

Junior ★ 5-11 • 175

East Greenwich, R.I. ★ Bishop Hendricken HS

2013 Grecco did not see action during the regular season... Participated as practice squad receiver.

2012 Grecco joined the roster as a walk-on receiver candidate during winter conditioning prior to spring drills.

HIGH SCHOOL Grecco did not play football during his prep career at Bishop Hendricken.

ACADEMICS Grecco is working toward history and economics degrees from the College of Arts and Science.

PERSONAL Alexander Mathewson Grecco... Born Sept. 18, 1993 in New York... Son of Len and Susan Grecco... Only child... Enjoys playing tennis and golf.



Gregory

49 Josh GREGORY

Defensive Back

Senior ★ 5-11 • 175

Goodlettsville, Tenn. ★ Davidson Academy

2013 Gregory was a solid special teams performer for the Commodores as a third-year contributor... Saw action in eight regular season games, primarily on coverage units... Credited with two tackles in win over UAB.

2012 Gregory saw limited action in one game for the Commodores in his second season as a walk-on DB... Did not earn credit with defensive stat during the performance.

2011 Worked as a practice squad defensive back in first year with team.

THE PLAYERS



Gregory's Career Highs:

TOTAL TACKLES: 2, vs. UAB, 9/28/2013

Travelled to New York to receive National High School Scholar-Athlete Award from National Football Foundation and College Football Hall of Fame.

HIGH SCHOOL Team captain at Davidson Academy... Earned four varsity letters... As senior, played safety and TE, helping lead Bears to an 8-4 record advance to second round of Tennessee state D-II playoffs... Earned all-region and all-state honors... Senior class president and valedictorian.

ACADEMICS Gregory is majoring in philosophy and psychology. He is a two-time SEC Academic Honor Roll recipient (2012-13).

PERSONAL Joshua Andrew Gregory... Son of Jim and Kim Gregory... Born on March 16, 1993... Has two sisters, Hannah and Rachel... Mom teaches at Davidson Academy; dad owns Goodlettsville driver training business.

Gregory's Career Defensive Statistics

	TACKLES	TFL	SACKS	INTS	FE/ER
2013	2-0-2	0.0-0	0.0-0	0-0	0/0
2012	0-0-0	0.0-0	0.0-0	0-0	0/0
2011	0-0-0	0.0-0	0.0-0	0-0	0/0
Career	2-0-2	0.0-0	0.0-0	0-0	0/0



11 Harding HARPER

Inside Linebacker

Sophomore ★ 6-2 • 240

Montgomery, Ala. ★ Carver HS

Harper

2013 Harper played much of the season at linebacker, moving to fullback late in the year... Played in all 13 games... Did not post a rushing attempt on offense... On defense, registered three solo tackles and an assisted stop... Contributed three tackles in win over Austin Peay.

2012 Harper redshirted in his first season on West End, while contributing as a linebacker on the practice squad... Has added bulk to frame through effective weight room effort since arriving on campus.

HIGH SCHOOL Senior captain as starting linebacker for 6A Montgomery



Harper's Career Highs:

TOTAL TACKLES: 3, vs. Austin Peay, 9/7/2013

public school power... Only played 2011 season at Carver, registering 108 tackles, 11 tackles for loss, three quarterback sacks and four interceptions...

Returned two of the picks for scores, including one over 100 yards... Helped 7-4 Wolverines into state playoffs.

ACADEMICS Harper is working toward a degree in sociology.

PERSONAL Harding Harper... Son of Harding and Catherine Harper... Born on Sept. 28, 1993... Has a brother, Montarius, who plays football at Alabama A&M... First cousin to former Saints' safety Roland Harper.

Harper's Career Defensive Statistics

	TACKLES	TFL	SACKS	FE/ER	PBU	QH
2013	3-1-4	2.0-4	0.0-0	0/0	0	0



21 Paris HEAD

Cornerback

Sophomore ★ 6-0 • 185

Lawrenceville, Ga. ★ Buford HS

Head

2013 Head became a valuable contributor in the Commodore secondary as a redshirt freshman... Played in 12 of 13 games, earning his first career start in the finale vs. Wake Forest... Finished the regular season second on the team with three interceptions, and added 22 total tackles along with a fumble recovery... Earned SEC co-Freshman of the Week honors after picking off two passes in win at Tennessee... In lone start, set career high with four tackles... Also registered an interception in win over Kentucky... Contributed three tackles at South Carolina.

THE PLAYERS



2012 Head contributed on the practice squad, while redshirting in his first season... Showed athletic coverage skills during fall practices.

HIGH SCHOOL Senior captain... Two-year starter at DB and WR for Georgia

Head's Career Highs:

SOLO TACKLES: 3 (2x), most recently vs.

Wake Forest, 11/30/2013

TOTAL TACKLES: 4, vs. Wake Forest, 11/30/2013

INTERCEPTIONS: 2, at Tennessee, 11/23/2013

AA power.... Three-year letterwinner... As senior, registered 70 total tackles, two interceptions and four forced fumbles as DB...

Also posted 30 receptions for 325 yards and three TDs as WR, and returned a punt for score for 14-1

Buford squad... In three-year varsity career, helped Wolves to two AA state championships and a third state title appearance... Named Second Team All-State by Georgia sportswriters as senior... Played in Rising Seniors Bowl as a junior... Contributed four INTs as junior.

ACADEMICS Head is majoring in sociology from the College of Arts and Science.

PERSONAL Son of Geoff and Pamela Head... Born Nov. 20, 1993... Has two siblings: a sister, Brittney; and a brother, Rashad... Dad works in health care diagnostics; mom works in the insurance industry... Brother played collegiate football and is trying out for Canadian Football League.

Head's Career Defensive Statistics

	TACKLES	TFL	SACKS	INT	FF/FR	PBU
2013	15-7-22	0.0-0	0.0-0	3-9	0/1	4



35 Darreon HERRING

Inside Linebacker

Junior ★ 6-2 • 232

Stone Mountain, Ga. ★ Stephenson HS



Herring

2013 Herring was one of the Commodores' top defensive performers as a first-year starting sophomore... Started all 13 games at linebacker, finishing the season ranked second on team with 84 total tackles and 12 passes defended, and third with 47 solo tackles... Also registered an INT and one QB sack... Herring was extremely consistent, contributing at least five tackles in 11 of 13 games... Set career high with 10 total tackles in win over Georgia... In other SEC games, added nine tackles at South Carolina and at Texas A&M, and eight stops vs. Missouri... Posted 8-yard sack among five solo tackles in opener vs. Ole Miss... Interception came against UAB... Contributed four stops, including 1.5 tackles for losses, in team's BBVA Compass Bowl win.

2012 Minutes increased as the season endured as Herring moved into key reserve role at linebacker... Played in all 13 games... Finished the year

THE PLAYERS

with 33 total tackles and 19 solo tackles... Also contributed a tackle for loss and two forced fumbles... Played well in team's Franklin American Mortgage Music City Bowl win over N.C. State, registering three tackles and a forced fumble... Enjoyed superb game in victory over UMass, posting

Herring's Career Highs:

SOLO TACKLES: 5 (3x), most recently at Florida, 11/9/2013
TOTAL TACKLES: 10, vs. Georgia, 10/19/2013
PASSES DEFENDED: 3 (2x), most recently at Texas A&M, 10/26/2013

for 9-2 Jaguars team that reached AAAAA state playoffs... Earned team MVP and All-Region honors as senior... As junior, posted 52 tackles, six sacks and two forced fumbles at Stephenson after transferring from Martin Luther King H.S. following sophomore campaign.

ACADEMICS Herring is working toward a degree in human and organizational development (leadership emphasis) from Vanderbilt's Peabody College.

PERSONAL Darreon Franz Herring... Son of Sheldon and Jennifer Herring... Born Nov. 23, 1993... One of four siblings: two older brothers, Dominique and Dameon; and one sister, Destiny... Prep teammate of 'Dore defensive end Jonathan Wynn.

Herring's Career Defensive Statistics

	TACKLES	TFL	SACKS	INT	FF/FR	PBU
2013	47-37-84	3.0-14	1.5-11	1-3	0/0	11
2012	19-14-33	1.0-5	0.0-0	1-40	2/0	2
Career	66-51-117	4.0-19	1.5-11	2-43	2/0	13



74 Will HOLDEN

Offensive Line

Sophomore ★ 6-7 • 310

Green Cove Springs, Fla. ★ Clay HS

2013 Holden played in all 13 games during the season, participating on the offensive line and conversion units... Utilized as both offensive guard and tackle.

2012 Holden redshirted during his first season on campus, while helping out the offensive line on the practice squad... Added strength through efforts in weight room.

HIGH SCHOOL Three-year starter on offensive front for Class 5A school near Jacksonville... Starting left tackle as senior for district runners-up, earning first team All-State honors by Florida sportswriters... Name to *Jacksonville Times-Union's* prestigious Super 24 Team as senior.

ACADEMICS Holden is working toward a degree in human and organizational development (leadership emphasis).

PERSONAL William Thomas Holden... Son of Kevin and Rita Holden... Born Sept. 14, 1993... Has one brother, Kevin... Dad is retired from U.S. Navy; mom is food service manager... Eagle scout... Aspires to become an FBI agent.



91 David HOLTGRAVE

Placekicker

Redshirt Freshman ★ 5-10 • 190

Louisville, Ky. ★ Country Day School

2013 Holtgrave joined the Commodores as a kicking prospect during preseason camp... He did not see game action in his first year on campus.

HIGH SCHOOL Three-year starter as PK... Three-time conference Kicker of the Year... As senior, made 6-of-9 FGs, including 47-yarder... four-year starter in soccer, earning All-State honors... High academic achiever.

ACADEMICS Holtgrave is enrolled in the College of Arts and Science. He is undecided on a major.



45 Joseph HOFFMAN

Fullback

Junior ★ 6-0 • 220

Scarsdale, N.Y. ★ Edgemont HS

2013 Hoffman did not see action in his second year with the program... Gave excellent effort as a practice

squad fullback.

2012 Hoffman did not see playing time, contributing on practice squads.

HIGH SCHOOL Four-year varsity letterwinner... Three-year starter at QB for school located just north of New York City... As a senior, threw for 12 TDs, earning third team All-State honors... Also played baseball and basketball.

ACADEMICS Hoffman is majoring in civil engineering.

PERSONAL Joseph G. Hoffman... Son of Robert and Gabriella Hoffman... Born Feb. 12, 1993... Has an older brother, Robert, and three younger sisters, Julia, Natalia and Gianna... Spent the summer working as day camp counselor.

THE PLAYERS

PERSONAL David J. Holtgrave... Born May 15, 1994... Son of Robert and Katey Holtgrave... Dad works as sales VP... Has a younger brother, Mark.



29 Taylor HUDSON

Punter

Junior ★ 6-3 • 220

Powell, Ohio ★ Olentangy Liberty HS

Hudson

2013 Despite entering the season without collegiate experience, Hudson performed remarkably as the Commodores' No. 1 punter... Participated in all 12 regular season games, earning starting assignment in first 11 games... Ended the season ranked

No. 7 in the SEC with a 42.9-yard average... Posted 13 punts of 50 yards or longer, 4th most in the SEC, including four beyond 60 yards... Commodores also ranked 7th in the SEC in punt coverage with a 38.2-yard net average... Only two of 48 punts resulted in touchbacks... Averaged 44.7 yards through first

six games... Also added punts of 69 and 64 yards against Kentucky and Wake Forest, respectively.

2012 Hudson did not see action as a walk-on punter during the season.

2011 Hudson was a punting candidate in his first year with the 'Dore program... Was sidelined for much of the season with injuries.

HIGH SCHOOL Senior captain as QB and punter, helping squad to a 6-4 record... Earned first team All-Conference honors... Received scholar-athlete recognition as high school senior... Also lettered in lacrosse.

Hudson's Career Highs:

LONGEST PUNT: 75, at South Carolina, 9/14/2013
HIGHEST GAME AVG.: 52.0 yards, at UMass, 9/21/2013

ACADEMICS Hudson is working on an interdisciplinary studies degree in neuroscience. He is a two-time SEC Academic Honor Roll recipient (2012-13).

PERSONAL Taylor Scott Hudson... Son of Scott and Susan Hudson... Born on May 28, 1992... Has a younger brother, Zach... Elected king of high school prom... Member of Beta Upsilon Chi fraternity.

Hudson's Career Punting Statistics

	PUNTS	YARDS	AVG.	LONG	TB	FC	I-20
2013	48	2058	42.9	75	2	5	11



22 Casey HUGHES

Outside Linebacker

Senior ★ 6-1 • 220

Reading, Pa. ★ Governor Mifflin HS

Hughes

2013 Hughes played in all 13 games, seeing action at linebacker and on special team coverage units... Posted 15 total tackles, including nine solo stops and a pair of tackles for loss... Had three tackles, one tackle for loss and a forced fumble in win over Austin Peay... Also registered three tackles against UMass, UAB and

Missouri... Contributed a tackle in victory over Houston at BBVA Compass Bowl.

2012 Hughes played in 12 games as a reserve linebacker and contributor on special teams...

Tallied four total tackles, including

a tackle for loss during the season... Also recovered a fumble in the win against UMass... Recovered blocked punt for a TD in victory at Wake Forest.

HIGH SCHOOL Senior captain... Started two years at WR/CB for two-time state 4A semifinalist... School went 24-4 during junior and senior seasons...



THE PLAYERS

Also served as captain of varsity basketball.

ACADEMICS Hughes is working toward a degree in computer science. He is a 2013 SEC Academic Honor Roll recipient.

PERSONAL John Casey Hughes... Son of John Hughes... Born June 25, 1990... Has an older brother, Charlie... Transferred to Vanderbilt after spending one year at West Point... Dad serves as a Baptist minister... Home-schooled through high school years.

Hughes' Career Defensive Statistics

	TACKLES	TFL	SACKS	INT	FF/FR	PBU
2013	9-6-15	2.0-7	0.0-0	0-0	1/0	0
2012	2-2-4	1.0-5	0.0-0	0-0	0/1	0
Career	11-8-19	3.0-12	0.0-0	0-0	1/1	0



38 Alex HYSONG

Defensive Back

Senior ★ 5-10 • 182

Bethesda, Md. ★ Walt Whitman HS

2013 Hysong did not experience game action in the regular season... A second-year contributor, Hysong

brings excellent work ethic to the Commodore practice field.

2012 Hysong did not see action during a game, though he contributed a valuable role as practice squad defensive back.

2011 Hysong did not see action as a defensive back during his first year with the Commodore program.

HIGH SCHOOL Two-year letterwinner in public school north of Washington DC... Started as CB as senior, helping Vikings to first round of 4A state playoffs... Also lettered in wrestling and lacrosse... High academic achiever who graduated among Top 5 percent of class.

ACADEMICS Hysong is working toward an interdisciplinary studies degree in medicine, health & society. He is a two-time SEC Academic Honor Roll recipient (2012-13).

PERSONAL Alexander Amir Hysong... Son of Dr. Greg Hysong and Dr. Shora Farivari... Born June 28, 1993... Both parents are dentists... Has an older brother, Michael... Hopes to become a medical physician.



50 Andrew JELKS

Offensive Line

Sophomore ★ 6-6 • 305

Paris, Tenn. ★ Henry County HS

2013 Named Freshman All-America OT by Football Writers Association of America (FWAA) and SEC

All-Freshman OL by league's head coaches... Jelks became a starter along the offensive front as a redshirt freshman... Participated in 12 games, earning 10 starting assignments, including nine at right tackle... Commodores registered 7-2 start with Jelks as starter... First career start came in win at UMass... Registered 41 blocks that led directly to Commodore first downs or TDs... Also credited with 28 knockdown blocks.

2012 Jelks drew attention from the staff despite redshirting as a true freshman... Jelks displayed excellent agility and techniques during fall practices and also added bulk through the weight room.

HIGH SCHOOL Senior captain... Three-year offensive line starter... As senior left tackle, contributed over 70 pancake blocks as Henry County



went 15-0 and earned first state title in school history... Finalist for 5A Mr. Football Lineman of the Year as senior... First Team 5A All-State and named to *Tennessean's* Dream Team, Dandy Dozen and All-Midstate squads... Started on varsity hoops team.

ACADEMICS Jelks is working toward a human and organizational development degree (leadership emphasis) from the Peabody College.

PERSONAL Andrew Moore Jelks... Son of Bill and Debbie Jelks... Born Dec. 6, 1993... Dad is an insurance agent; mom is a physical therapist... Has two brothers, Will and Ben... Oldest brother plays football at Southeast Missouri State.



37 Wilson JOHNSON

Snapper

Sophomore ★ 6-2 • 210

Nashville, Tenn. ★ Montgomery Bell Academy


2013 Johnson did not play in his first year with the Commodores... Worked as a practice squad snapper on conversions.

HIGH SCHOOL Three-year letterwinner and starter for one of Middle Tennessee's top private schools... Started at WR, safety and as snapper for Big Red, helping school to three straight Division II state playoff appearances... Also lettered on baseball.

ACADEMICS Johnson is enrolled in the College of Arts and Science, working toward a degree in economics.

PERSONAL James Wilson Johnson... Born April 5, 1994... Son of Joseph and Nancy Johnson... Has three siblings: sister, Mary, and brothers, Stephen and Camden... Dad serves as MBA's Director of Alumni and Development; mom teaches at Westminster Kindergarten in Nashville.

THE PLAYERS



82 Kris KENTERA

Wide Receiver

Junior ★ 6-4 • 220

Colorado Springs, Colo. ★ Pine Creek HS



Kentera

2013 Kentera participated in all 13 games in a tight end or H-back role...Earned starting assignments in wins over UAB, Kentucky and Tennessee... Finished the regular season with 10 catches for 100 yards and one touchdown... Posted career highs of five receptions and 39 yards against Missouri... Notched 13-yard touchdown reception in victory over Kentucky.

Kentera's Career Highs:

RECEPTIONS: 5, vs. Missouri, 10/5/2013
REC. YARDS: 39, vs. Missouri, 10/5/2013
LONGEST CATCH: 25, vs. UMass, 10/27/2012

2012 Kentera appeared in all 13 games, earning four starts at tight end after switching from quarterback... As receiving threat out of the backfield, Kentera hauled in 10 catches for 98 yards and two TDs...

His 10 catches were tops

among the team's tight ends corps, and tied for third among all receivers... Switched to tight end during spring drills.

2011 Kentera used his first semester on campus to increase strength while gaining familiarity with the Commodore playbook... Demonstrated excellent arm strength and athleticism as a scout team contributor.

HIGH SCHOOL Senior team captain... Team MVP as senior... Three-year letter-winner at QB and safety... Helped lead team to three consecutive league championships... During senior campaign, passed for 1,650 yards and 16 TDs while rushing for 649 yards and seven TDs... As senior safety, contributed 45 total tackles... Earned First Team All-Southern Colorado All-State QB honors... Also earned All-State honors as senior safety... Named 5A-4A All-Area as junior and senior... Also lettered in basketball.

ACADEMICS Kentera is majoring in human and organizational development

(leadership track) from the Peabody College.

PERSONAL Lawrence Kris Kentera... Born Aug. 24, 1992... Son of Kris and Kim Kentera... Dad is a traveling businessman; mom is a consultant... Has three sisters: Nicole, Alex and Bailey... Dad played receiver at Georgia Tech; granddad played linebacker and fullback, then coached at Arizona State... Worked summer job cleaning carts at nearby golf club... Enjoys snowboarding and golf.

Kentera's Career Offensive Statistics

	RECEPTIONS	YARDS	AVG	TD	LONG
2013	10	100	10.0	1	23
2012	10	98	9.8	2	25
Career	20	198	9.9	3	24



Kimbrow

25 Brian KIMBROW

Running Back

Junior ★ 5-9 • 185

Memphis, Tenn. ★ East HS

2013 Kimbrow played in 12 games, rotating among a three-player RB corps that included Jerron Seymour and Wesley Tate... Finished the year with 341 rushing yards and three TDs on 81 carries... Also caught five passes for 19 yards... Enjoyed big role in team's BBVA Compass Bowl victory over Houston, gaining 75 yards on 14 rushing attempts... 21-yard scoring rush early in fourth quarter broke a 24-24 tie and gave Commodores their winning points... Produced games of



THE PLAYERS

37 and 41 rushing yards in early-season games vs. Ole Miss and Austin Peay, respectively... Ended the regular season with one of his best performances – 45 yards on 13 carries... Also registered rushing TDs in wins over Austin Peay and Kentucky.

2012 Kimbrow made an immediate impact as a true freshman for Vanderbilt during the 2012 season...

Kimbrow's Career Highs:

RUSHES: 14, vs. Presbyterian, 9/15/2012
RUSH YARDS: 137, vs. Presbyterian, 9/15/2012
LONGEST RUSH: 74, vs. UMass, 10/27/2012
KO RETURN YARDS: 134, at Georgia, 9/22/2012
LONGEST KO RETURN: 52, vs. NC State, 12/31/2012

One of four true freshmen to contribute during the season... Ranks second on the team with 413 yards rushing on just 66 carries... Third on the team with three rushing TDs, with a long rush of 74 yards... Recorded his first career 100-yard rushing day

versus Presbyterian when he carried the ball 14 times for 137 yards and a TD... Registered 98 yards on the ground on only seven touches and a score vs. UMass... Posted 52-yard kickoff return in team's Franklin American Mortgage Music City Bowl win over N.C. State.

HIGH SCHOOL Senior captain... Three-year starting RB for Memphis public school... As senior, rushed for 1,969 yards and 21 TDs on 187 carries (10.5 avg.) and produced 2,186 all-purpose yards for 7-4 team that advanced to 5A state playoffs... Finalist for 5A Mr. Football Back of the Year Award and First Team All-State selection... Included on numerous postseason teams, including *Commercial Appeal's* Best of the Preps and *Tennessean's* Dream Team... Participated in U.S. Army All-American game in San Antonio.

ACADEMICS Kimbrow is enrolled in the College of Arts and Science, working toward an interdisciplinary degree.

PERSONAL Brian Kimbrow... Son of Hope Kimbrow... Born Sept. 17, 1992... Has a sister... Involved in several community service efforts around his high school and church in Memphis.

Kimbrow's Career Offensive Statistics

	RUSH-YDS	AVG	TD	LG	REC-YDS	TD	LG	KOR-YDS	AVG.	TD	LG
2013	81-341	4.2	3	25	5-19	0	7	12-192	16.0	0	31
2012	66-413	6.3	3	74	3-3	0	4	22-486	22.1	0	52
Career	147-754	5.0	6	74	9-22	0	7	34-678	19.4	0	52



33 Derek KING

Running Back

Junior ★ 5-11 • 205

Nashville, Tenn. ★ Brentwood Academy

2013 King switched from defense to offense, providing needed depth at running back... Finished the season

with 23 yards on five carries.

2012 Contributed on special teams and as reserve defensive back... Saw action in nine games, registering a pair of solo tackles.

2011 King did not play as a true freshman... Showed athleticism and talent as a DB during fall campaign.

HIGH SCHOOL Three-year starter for powerful school near Nashville... As senior, helped Eagles to 10-3 mark and second straight Division II state semifinals... Three-year starter at DB; also started at RB as junior... Had 28 tackles, eight passes defended and an INT as senior... As junior, rushed for 738 yards (9.7 avg.) and eight TDs as RB, and contributed 45 tackles as DB... Named Division II All-State... Selected to *Tennessean's* All-Midstate and Dream Team... As sprinter, helped team to state title as senior... Track PRs of 10.68 (100) and 49.9 (400).

ACADEMICS King is majoring in human and organizational development

(health & human services emphasis) from the Peabody College.

PERSONAL Derek King Jr... "DK"... Son of Elaine and Derek King Sr... Born Nov. 23, 1992... Dad works at Bridgestone; mom as a case consultant for state of Tennessee... Has one younger brother, Julius... Dad played collegiately at Ole Miss.



Marcus

83 Nathan MARCUS

Tight End

Redshirt Freshman ★ 6-5 • 238

Glen Ellyn, Ill. ★ Glenbard West HS

2013 Marcus did not see action as a true freshman... Added strength in the weight room while impressing as a practice squad tight end.

HIGH SCHOOL Three-year starter and two-way contributor for one of nation's elite prep programs... Named First Team All-State by Illinois Coaches Association and *Chicago Tribune* after helping 2012 Hitters' squad to 14-0 campaign and 7A state championship... Team ended season ranked No. 20 in *USA Today* national prep Top 25 poll... In 2012, named team's MVP after posting 56 catches for 939 yards and eight TDs as TE, and 25 tackles and eight sacks as DE/LB... Also earned First Team All-Conference as a senior... In 2011, contributed 30 receptions and six TD catches... Helped team to 34-3 overall record as starter... Also earned varsity letters in basketball and track & field.

ACADEMICS Marcus is enrolled in the College of Arts and Science. He is working toward a degree in communication studies.

PERSONAL Nathan Marcus... Son of Bruce and Danae Marcus... Born Sept. 14, 1994... Has one sister, Meredith, and one brother, Ben... Dad is a manufacturer's rep... Enjoys skiing and golf.



Martin

41 Chris MARTIN

Fullback

Junior ★ 5-10 • 234

Princeton, N.J. ★ Don Bosco Prep

2013 Martin did not see action as a walk-on fullback prospect.

2012 Martin has not seen playing time during his first season on campus... Spent the year working at fullback on practice squad teams.

HIGH SCHOOL Played DE during preparatory year at Hun School... Earned three letters on DL at Don Bosco Prep, one of the nation's top HS programs... Lettered in wrestling and track... National Honor Society member.

ACADEMICS Martin is working toward a degree in political science from the College of Arts and Science.

PERSONAL Christopher Herman Martin... Born Sept. 17, 1992... Son of Herman and Elizabeth Martin... Has a young sister, Catherine... Parents are commercial real estate in New York City... Interned in New Jersey Assembly.

THE PLAYERS



78 Kevin McCoy

Offensive Line

Sophomore ★ 6-5 • 292

Tampa, Fla. ★ Armwood HS

2013 McCoy played in two games on the offensive front as a redshirt freshman, serving as a reserve at

both guard and tackle.

2012 McCoy redshirted during his first season on campus... One of six true freshman offensive line prospects, McCoy displayed plenty of talent as a scout team contributor.

HIGH SCHOOL Two-year OL starter for one of state's strongest 6A programs... As senior, started at OT, helping Hawks to 15-0 record and 6A state title... Named First Team 6A All-State as senior... Also selected to All-Sun Coast squad... Team went a combined 29-1 in junior and senior seasons.

ACADEMICS McCoy is majoring in psychology and sociology from the College of Arts and Science.

PERSONAL Kevin Patrick McCoy Jr. ... Son of Kevin and Trina McCoy... Born July 27, 1994... Has a brother, Demetrius; and two sisters, Taniesha and Krya... Dad works as an auto claim adjuster; mom is a child care provider... Brother played Arena Football... Enjoys acting and writing poetry... Prep teammate of Vanderbilt QB Josh Grady.

spring football last April.

HIGH SCHOOL Senior captain at Cedar Grove... Concluded career as leading passer in DeKalb County history, posting staggering career pass stats: 567 of 831 (68.2%) for 9,025 yards and 78 TDs... Guided team to three straight AAA playoff berths... As senior at Atlanta school, was 203 of 270 (75.2%) for 2,927 yards, 25 TDs and just nine INTs, earning First Team All-State and *Atlanta Journal-Constitution* "Super 11" honors... Also surpassed 300 passing yards in five games as senior... Participated in postseason U.S. Army All-American Bowl... Achieved rarity by earning AAA All-State QB recognition for three straight years.

ACADEMICS McCrary is undecided on a major.

PERSONAL Johnathon Malcom McCrary... Son of the late Gregory McCrary Sr... Born Sept. 6, 1994... Has one brother, Gregory Jr., and one sister, Leah... Dad was a school teacher and also enjoyed seven-year career as NFL tight end... Involved in youth activities at hometown church.



2 Johnny McCrary

Quarterback

Redshirt Freshman ★ 6-4 • 230

Decatur, Ga. ★ Cedar Grove HS

2013 McCrary enrolled in Vanderbilt during 2013 spring semester, participating in spring drills as prospective quarterback... Though he did not see action, McCrary traveled with the squad much of the 2013 season... Finished his second year of



5 Torren McGaster

Cornerback

Sophomore ★ 6-0 • 192

Daphne, Ala. ★ Daphne HS

2013 McGaster played in all 13 games, and earned a start in the secondary at Texas A&M... Finished the year with 14 total tackles and a fumble recovery... Contributed pair of tackles against UMass, UAM, Missouri, Texas A&M and Wake Forest... Fumble recovery came in win over Georgia.

2012 Though McGaster never played as a true freshman, he received valuable practice time working frequently with the team's travel roster... Displayed plenty of coverage skills and nose for the football during the fall.

HIGH SCHOOL Three-year starter in defensive secondary for one of state's

THE PLAYERS

top 6A programs... Three-year letterwinner... As senior, posted 37 tackles, two interceptions, seven passes defended, four fumble recoveries as DB for

McGaster's Career Highs:

SOLO TACKLES: 2, vs. UAB, 9/28/2013
TOTAL TACKLES: 2 (5x), most recently vs. Wake Forest, 11/30/2013

McGaster... Stepdad is Johnnie Perdue... Born May 25, 1993... Mom works with Daphne schools; dad is self-employed... One of six siblings: three brothers, Brandilion, Jonathan and Johnnie; and three sisters, Amber, Fredrika and Nastisa.

McGaster's Career Defensive Statistics

	TACKLES	TFL	INT-YDS	FF/FR	PBU
2013	9-5-14	0.0-0	0-0	0/1	0



27 Jahmel MCINTOSH

Safety

Junior ★ 6-1 • 206

Cleveland, Miss. ★ Cleveland HS

2013 McIntosh saw the most action of his career as a third-year safety... Played in every game, earning a starting assignment at strong safety against Wake Forest... Finished the year with nine solo tackles and 17 total tackles, both career highs... Set season high with four tackles in win over Wake Forest... Also registered three

tackles against Austin Peay and Missouri... Had important 25-yard interception return in fourth quarter of BBVA Compass Bowl victory over Houston.

2012 McIntosh saw action in nine games as a reserve safety and special teams contributor registering eight total tackles.

2011 McIntosh did not play as a freshman... Participated as safety on practice squad.

McIntosh's Career Highs:

SOLO TACKLES: 3, vs. Wake Forest, 12/30/2013
TOTAL TACKLES: 4, vs. Wake Forest, 12/30/2013

HIGH SCHOOL Senior captain... Three-year starter at safety/LB for Mississippi squad... Also contributed as WR for Cleveland... As senior, earned team MVP

after helping Wildcats to strong finish, district title and 4A playoff berth despite missing first three games... Had 56 solo tackles, four INTs, five forced fumbles as senior... Named to Coaches' 4A first team All-State team... Played in Mississippi North/South All-Star Game... As junior, posted 119 total tackles playing LB and safety.

ACADEMICS McIntosh is working toward a degree in psychology from the College of Arts and Science.

PERSONAL Jahmel Ra'Shan McIntosh... Adopted son of James and Serena Shumpert... Born Feb. 25, 1993... Has a brother, Austin Shumpert... Graduated from Itawamba H.S. in Fulton, Miss... Mentored young children during summer as park commission worker.

McIntosh's Career Defensive Statistics

	TACKLES	TFL	INT-YDS	FF/FR	PBU
2013	9-8-17	0.0-0	1-25	0/0	0
2012	4-3-7	0.0-0	0-0	0/0	0
Career	13-11-24	0.0-0	1-25	0/0	0



17 Tommy OPENSHAW

Kicker/Punter

Redshirt Freshman ★ 6-2 • 185

Jacksonville, Fla. ★ Creekside HS

2013 Openshaw did not see action as a true freshman... Displayed excellent leg strength and accuracy as a kicker-punter.

HIGH SCHOOL Ranked among nation's top kicking specialists by several services... Started three years as kicker.. Became team's kicker as sophomore, adding punting duties as a senior... Became school's first player to earn First Team 6A All-State from writers after making five FGs and 45.6-yard punting average as senior... Also named All-District as senior... Was 16-of-22 on field goals as junior, including team record 56-yarder, as team advanced to second round of state playoffs.

ACADEMICS Openshaw is enrolled in the College of Arts and Science, but is undecided on a major.

PERSONAL Thomas Reilly Openshaw... Son of Mark Openshaw and Susanne Openshaw... Born Sept. 30, 1994... Has three younger sisters: Colleen, Tara and Claire... Dad works as a construction manager; mom is retired from the U.S. Navy... Mom was a gymnast at U.S. Naval Academy... High academic achiever... Active in youth activities at hometown church... Enjoys golf.

THE PLAYERS



88 Mitch PARSONS

Tight End

Freshman ★ 6-3 • 250

Parker, Colo. ★ Chaparral HS

Parsons

2013 Parsons was not in school during football season... He enrolled when classes started this January and participated in Spring Ball as a tight end candidate.

HIGH SCHOOL Senior captain... Two-year starting TE... Named to All-State and All-Conference squads after junior and senior seasons... As senior TE, hauled in 45 catches for 754 yards and seven TDs, helping Wolverines to 8-3 record and first round of 5A state playoffs... Posted winning TD catch in postseason Offense-Defense All-American Bowl... Had 35 catches for 635 yards and seven TDs as junior... A captain on basketball squad, Parsons was instrumental in helping team to 2012 state title as a junior.

ACADEMICS Parsons is enrolled in the College of Arts and Science, but is undecided on a major.

PERSONAL Mitchell Gregory Parsons... "Mitch"... Son of Greg and Kristen Parsons... Born June 2, 1995... Has a younger sister, Kayla... Dad works in sales; mom is a teacher... Enjoys art and cooking, big fan of Denver pro teams... Has worked as busboy at steak house and youth baseball umpire.



16 Gerald PERRY

Wide Receiver

Redshirt Freshman ★ 5-10 • 165

Memphis, Tenn. ★ Whitehaven HS

Perry

2013 Perry did not play as a true freshman... Worked to improve strength while impressing as a practice squad wide receiver in the fall.

HIGH SCHOOL Three-year captain... Three-year starter... As senior, played a huge role in Tigers' 15-0 season capped with a thrilling victory over Maryville that gave the school its first ever 6A state title... Two-time *Commercial Appeal* "Best of the Preps" recipient... All-State as a senior, posting 38 catches for 708 yards and 10 TDs, along with a pair of punt returns for scores... Also contributed as free safety on defense... Notched two TD catches and more than 100 receiving yards in postseason AutoZone Liberty Bowl All-Star Game.

ACADEMICS Perry is enrolled in the College of Arts and Science, but is undecided on a major.

PERSONAL Gerald Leon Perry II... Son of Gerald and Allison Perry... Born Oct. 12, 1994... Dad is a colonel with Memphis Police Department; mom is a registered nurse... Has an older sister, Gerita... Dad played in NFL with San Diego... Prep teammate of fellow Vanderbilt freshman Darrius Sims... Wants to become defense lawyer... Enjoys playing golf.



77 Spencer PULLEY

Offensive Line

Junior ★ 6-4 • 300

Germantown, Tenn. ★ Evangelical Christian

Pulley

2013 Pulley became one of the Commodores' most dependable and effective interior blockers during

the team's 9-4 campaign... Started at right guard in all 13 games and has 17 career starts, tied for second among OL corps behind center Joe Townsend... Also earned snaps as center during three late-season games... Registered 46 knockdown blocks, and 67 blocks that led to touchdowns or first downs.

2012 Pulley started four early games at center, helping pave the way for rushing attack that averaged 167 yards and passing attack that averaged 222 yards.

2011 One of five true freshmen to see action during the season, Pulley participated as a reserve offensive guard and contributed on special team conversion units... Played in six games.

HIGH SCHOOL Senior captain... Three-year starter at OT at powerful Memphis private school... As senior, anchored offensive line that helped Evangelical average 37.2 points per game... As DE, contributed 29 tackles and 11 QB sacks... Recipient of Division II-Class A Mr. Football Award as

THE PLAYERS

state's top lineman as senior LT... Named to writers' first team Division II-A All-State team, *Commercial Appeal's* Best of Preps and captured district OL MVP as senior... Played in Tennessee East-West All-Star Game... Squad went 24-9 during three-year varsity career, twice reaching Division II state semifinals... Earned three letters throwing shot put and discus in track.

ACADEMICS Pulley is majoring in human and organizational development (leadership emphasis). He was a two-time SEC Academic Honor Roll recipient.

PERSONAL Spencer Kyle Pulley... Son of Lee and Karen Pulley... Born April 4, 1993 in Memphis... Has an older sister, Kayla... Dad is certified accountant; mom is homemaker.



86 Latevius RAYFORD

Wide Receiver

Sophomore ★ 6-1 • 192

Memphis, Tenn. ★ Whitehaven HS

2013 Rayford was one of three true freshmen who earned playing time... Saw action in six games at WR before injury curtailed season... Posted two receptions for 29 yards.

HIGH SCHOOL Senior captain... Four-year starter at WR for Warriors... As a senior, averaged 26.2 yards on 19 receptions for run-oriented offense... Also produced 11 TDs as a WR/returner and had two INTs as senior safety... Impressed in postseason Semper Fi All-American Bowl in California... As a junior, posted 48 catches, including seven TDs.

ACADEMICS Rayford is undecided on a major. He is enrolled in the College of Arts and Science.

PERSONAL Latevius D'Vonte Rayford... Son of Marcus and LaKeydra Brown... Born May 3, 1995... Has two brothers, Marcus and Shuntrell... Mom works for the Memphis Board of Education; dad works in retail... Mentored youngsters through variety of community efforts in hometown.

Rayford's Career Receiving Statistics

	RECEPTIONS	YARDS	AVG	TD	LONG
2013	2	29	14.5	0	24



17 Stephen RIVERS

Quarterback

Graduate Student ★ 6-7 • 235

Athens, Ala. ★ Athens HS ★ LSU

COLLEGIATE CAREER AT LSU (2011-13) Rivers played in four games during a three-year career at LSU, playing behind standout Tiger and current Tennessee Titan QB Zach Mettenberger during the 2012-13 seasons... Appearances came as a redshirt freshman in 2012.

HIGH SCHOOL Three-year starting QB at two North Alabama high schools... After starting as a sophomore at Austin HS in Decatur, transferred to nearby Athens HS for junior and senior seasons... Threw for more than 3,300 yards and 35 TDs as starter at Athens, helping AHS to pair of state playoff appearances... Earned MVP honors after leading Alabama squad to win in 2010 Alabama-Mississippi All-Star Classic... Also started for Athens' basketball squad.

ACADEMICS Rivers started postgraduate course in theological studies this summer at the Vanderbilt Divinity School. He completed an undergraduate degree in business from LSU last May.

PERSONAL Stephen Gunner Rivers ... Born Nov. 14, 1992... Married in late May to the former Emily Stephens... Son of Steve and Joan Rivers... Has two siblings: Philip and Anna... Brother is an elite NFL quarterback, starting for the last eight years with the San Diego Chargers... Dad enjoyed success as a head football coach at three schools in north Alabama: Austin in Decatur, Athens and Pelham south of Birmingham.

THE PLAYERS



4 Patton ROBINETTE

Quarterback

Sophomore ★ 6-4 • 205

Maryville, Tenn. ★ Maryville HS

Robinette

2013 Robinette saw action in 10 games at quarterback, earning starts against Texas A&M, Florida and Houston in the BBVA Compass Bowl... In first substantial role of career, helped guide Vanderbilt to a come-from-behind win over nationally ranked Georgia... In second start, directed Commodores to their first victory at Florida since the 1940s... Also scored the deciding touchdown in win at Tennessee with a 5-yard rush coming with seconds left on clock... Guided the Commodores to BBVA Compass Bowl victory by passing for 154 yards and two TDs in first half and contributing 37 rushing yards and a score... Finished the season completing 46-of-88 passes for 642 yards and four TDs... Proved effective as rusher, gaining 214 yards and scoring seven TDs on 71 carries... Inserted into the lineup vs. Georgia, Robinette was 9-15 for 107 yards, directing 'Dores to 17 fourth quarter points in victory... Threw for career-high 216 yards at Texas A&M... Showed excellent maturity managing game plan to perfection in win over Florida... Had rushing TDs in six of last seven games.

2012 Robinette did not play as a true freshman, but traveled with the team to road games and dressed throughout the year... Showed plenty of promise as a scout team quarterback.

HIGH SCHOOL Senior captain... Two-year starting quarterback for one of the top Tennessee programs... As senior, hit 114-of-160 passes (71.3%) for

1522 yards and 22 TDs while running for 886 yards and 16 TDs for 5A state champions... Tennessee's Gatorade Player of the Year, First Team All-State

Robinette's Career Highs:

ATTEMPTS: 28 at Texas A&M, 10/26/2013
COMPLETIONS: 15, at Texas A&M, 10/26/2013
YARDS: 216, at Texas A&M, 10/26/2013
LONGEST PASS: 50, vs. Houston, 1/4/2014
RUSH YARDS: 44, vs. Wake Forest, 11/30/2013

QB, Region Offensive Player of the Year and finalist for 5A Mr. Football Back of the Year Award as a senior... As the starting QB, team went 29-1 and won two state titles... Participated in National Elite 11 QB Camp following senior season... Lettered in basketball, and track & field.

ACADEMICS Robinette is working toward an interdisciplinary degree in medicine, health, and society. He earned SEC Academic Honor Roll in 2012-13.

PERSONAL Jesse Patton Robinette... Son of Jesse and Jennifer Robinette... Born Jan. 12, 1993... Dad is elementary school principal; mom is elementary school teacher... Has three younger sisters: Payton, Paxton and Preston... Aspires to become a physician.

Robinette's Quarterback Statistics

	ATT/COMP-INT	YDS.	PCT.	TD	LG	RUSH-YDS	TD	LG
2013	88-46-5	642	52.3	4	50	71-214	7	20



81 Steven SCHEU

Tight End

Junior ★ 6-6 • 250

Evansville, Ind. ★ Reitz Memorial HS

Scheu

2013 Scheu played in 12 games, earning six starting assignments at tight end... Finished year with nine catches, good for 123 yards and a TD... Opened the season against Ole Miss with a 2-catch, 43-yard performance that included a 34-yard TD reception... Closed the year impressively, catching three passes for 48 yards in win over Wake Forest.

Scheu's Career Highs:

CATCHES: 3, at Tennessee, 11/23/2013
REC. YARDS: 48, at Tennessee, 11/23/2013

2012 Scheu played in 12 games during the season, earning seven starts at tight end... Arguably best blocker among team's TE corps... Caught eight passes for 48 yards

and a touchdown on the season... Had a career-high three catches for 21 yards versus Florida... Lone touchdown was acrobatic grab against Presbyterian... Also contributed two catches in team's Franklin American Mortgage Music City Bowl win over N.C. State.


2011 Scheu did not earn playing time as true freshman, but impressed coaches and teammates with blocking and receiving abilities during practices... Added weight and bulk since arriving on campus.

HIGH SCHOOL Three-year starter at TE... As senior, hauled in 33 catches for 378 yards and five TDs for 7-5 squad that advanced to state 3A quarterfinals... Named All-State as senior by Indiana H.S. Coaches... In 2009, posted 43 receptions and 10 TDs helping Memorial to second straight state finals appearance... As sophomore, had five TD catches... Finished career with 93 receptions, 1,433 receiving yards and 20 TD catches.

ACADEMICS Scheu is working toward an interdisciplinary degree in medicine, health, and society. He is a 2012-13 SEC Academic Honor Roll recipient.

PERSONAL Steven Scheu... Son of Ben and Martha Scheu... Born July 7, 1992... Dad works in the packaging industry; mom is medical assistant... Has one brother, Brad, and a sister, Caroline... An uncle, Steve Ernst, earned football letters playing center for Vanderbilt in 1967-68... Enjoys golf.

THE PLAYERS



Scheu's Career Receiving Statistics

	RECEPTIONS	YARDS	AVG	TD	LONG
2013	9	123	13.7	1	34
2012	8	48	6.0	1	11
Career	17	171	10.0	2	34



60 Jacob SCHULTZ

Snapper

Sophomore ★ 6-4 • 220

Murfreesboro, Tenn. ★ Siegel HS

2013 Schultz served as snapper during fall practices.
HIGH SCHOOL Three-year letterwinner, two-year starter

for Middle Tennessee public school... As senior, started as center and snapper for 13-1 squad that advanced to state semifinals... National Merit Semifinalist and National Honor Society president.

ACADEMICS Schultz is majoring in biology and medicine, health & society.

PERSONAL Jacob Daniel Schultz... Born Dec. 30, 1994... Son of Jack and Kristine Schultz... Has an older brother, Josh.



13 Jake SEALAND

Inside Linebacker

Junior ★ 6-2 • 232

Tucker, Ga. ★ Tucker HS

2013 Sophomore earned sufficient action in all 13 games at linebacker... Started six consecutive games at MLB when Chase Garnham missed action... Finished regular season with 14 solo tackles, 45 total tackles, and 2.5 tackles for loss – all career highs...



Contributed at least three tackles in seven of eight midseason games... Posted eight total tackles in consecutive games against South Carolina and UMass... Registered four tackles, including one for a loss, in win at Florida.
2012 Sealand appeared in the last eight games as a true freshman for the Commodores in the role of inside linebacker... One of four true freshmen to see action during the season... Showed nose for the football and excellent scheme knowledge as playing time increased during season... Finished year with 24 total tackles and a forced fumble... Set single-game highs of five

Sealand Career Highs:

SOLO TACKLES: 5, vs. UMass, 10/27/2012
TOTAL TACKLES: 9, vs. UMass, 10/27/2012

tackles in win over UMass... Forced a fumble and added a tackle in first career game at Missouri... Contributed a tackle and QB hurry in team's Music City Bowl win over N.C. State.

HIGH SCHOOL Two-year starter

at MLB for one of Georgia's top public schools... Voted a co-captain in last game of his career – a victory that gave Tucker the AAAA state title and first undefeated season in school history... Two-way starter at linebacker and offensive guard as a senior... Earned All-State honors as a senior LB after registering 69 total tackles, two sacks, one interception, four forced fumbles and two recoveries.

ACADEMICS Sealand is enrolled in the College of Arts and Science, working toward a degree in communication studies.

PERSONAL Jacob Patrick Sealand... "Jake"... Son of Orlen Sealand, Sandy Sealand-Young and stepdad Kyle Young... Mom is a registered nurse; dad is helicopter pilot... Has two older brothers, Justin and Michael, both of whom played football at the collegiate level.

Sealand's Career Defensive Statistics

	TACKLES	TFL	SACKS	FF/FR	PBU	QBH
2013	14-31-45	2.5-6	0.0-0	1/0	1	0
2012	11-13-24	1.5-5	0.0-0	1/0	0	3
Career	25-44-69	4.0-11	0.0-0	2/0	1	3

THE PLAYERS



3 Jerron SEYMOUR

Running Back
Junior ★ 5-7 • 196
Hialeah, Fla. ★ Hialeah HS

2013 Seymour enjoyed his finest year in a 'Dore uniform, setting career highs in virtually every offensive category... Played in 12 of 13 games, earning eight starts at RB... Topped the squad with 716 rushing yards, ranking No. 12 in the SEC... Registered 14 rushing TDs, tying Zac Stacy's team record and ranking third

Seymour's Career Highs:

RUSH ATTEMPTS: 24, at Florida, 11/9/2013
 RUSH YARDS: 109, vs. UAB, 9/28/2013
 LONG RUSH: 58, vs. UAB, 9/28/2013
 RUSHING TDS: 3, at Florida, 11/9/2013
 CATCHES: 5, vs. Missouri, 10/5/2013
 REC. YARDS: 45 (2x), most recently at UAB, 9/28/2013
 LONG REC.: 33, vs. Ole Miss, 9/17/2014

40 rushing yards in nine of team's first 10 games.

2012 Seymour redshirted during his second season on campus.

2011 Seymour was Vanderbilt's No. 2 tailback from the first snap of the year... As true freshman, ended season as team's third-leading rusher with 268 yards on 83 carries... Produced 5-yard rushing TD vs. Cincinnati in AutoZone Liberty Bowl... Against Connecticut, had eight carries for 70 yards and scored his first collegiate TD on a 40-yard first quarter run...

Season-high 16 rushes against Ole Miss netted 60 yards including a 9-yard TD to give 'Dores 21-0 edge before halftime... Scored his four rushing TDs in four consecutive home games, from Elon through Army win... Had nine catches out of the backfield.

HIGH SCHOOL Senior captain... Four-year starter at running back... As senior, rushed for 955 yards and 15 TDs... Had 204-yard, 5-TD game vs. rival Hialeah Gardens... Rushed for 1,576 yards and 22 TDs as junior... Two-time First Team All-Dade County RB by *Miami Herald*... Honorable mention All-State recipient as junior... Finished career with 4,207 rushing yards and 61 rushing TDs... Named to *Orlando Sentinel's* Florida Top 100 list... First varsity start came in fourth game of freshman season, one game after returning two kickoffs for scores... Also lettered in track and wrestling.

ACADEMICS Seymour is working toward a degree in economics from the College of Arts and Science.

PERSONAL Son of Jerry and Angela Seymour... Born July 8, 1992 in Miami... Dad works in construction; mom works in nursing... An older brother, Jerry, was a standout collegiate RB... Enjoys playing video games.

Seymour's Career Offensive Statistics

	RUSH-YDS	AVG	TD	LG	REC-YDS	AVG	TD	LG
2013	164-716	4.4	14	58	19-126	6.6	0	22
2012	---redshirt---							
2011	83-268	3.2	5	40	9-108	12.0	-	33
Career	247-984	3.9	19	58	28-234	8.4	-	33



6 Darrius SIMS

Cornerback/Return Specialist
Sophomore ★ 5-9 • 182
Memphis, Tenn. ★ Whitehaven HS

2013 Sims was one of three true freshmen to see action for the 'Dores during the regular season, contributing as a cornerback and return specialist... Played in all 13 games... Finished 10 total tackles, including eight solo stops... Also contributed a



THE PLAYERS

fumble recovery and pass defended... Was one of the SEC's top kickoff returners, averaging 22.8 yards on 25 returns... Posted season best return of 71 yards in win at Tennessee... Registered three solo tackles at South

Sims' Career Highs:

TOTAL TACKLES: 3 at So. Carolina, 9/14/2013
LONGEST KR: 71, at Tennessee 11/23/2013

Carolina, and a pair of unassisted stops against both Texas A&M and UAB. **HIGH SCHOOL** Senior captain... Three-year starter at cornerback... Played instrumental role as CB and WR in Whitehaven's first state title campaign... Was named Defensive MVP in thrilling 36-35 6A state championship victory over Maryville that capped 15-0 record... As senior, earned First Team All-State honors after contributing 68 tackles, four INTs and 13 pass breakups... Accounted for seven TDs as senior, including two INT returns and three punt returns... Hauled in a pair of INTs in postseason AutoZone Liberty Bowl All-Star Game... Sprinted in track and lettered in basketball.

ACADEMICS Sims is enrolled in the College of Arts and Science, majoring in communication studies.

PERSONAL Darrius D. Sims... Son of Phyllis Carter... Born Oct. 26, 1994... Has two brothers, DeMario and DeMarcus; and two sisters, Joselyn and Deeleon... Godparents are Marvin and Trione Cooper... Prep teammate of Vanderbilt receiver Gerald Perry.

Sims' Career Defensive/Return Statistics

	TACKLES	TFL	INT	PBU	FF/FR	KOR	AVG.	LONG
2013	8-2-10	0.0-0	0-0	1	0-1	25-571	22.8	71



54 Jimmy STEWART

Outside Linebacker

Junior ★ 6-3 • 232

Cape Coral, Fla. ★ Island Coast HS

Stewart

2013 Stewart played in all 13 games as part of a 5-player rotation at DE... Also contributed on several special team units... Set career high with 15 total tackles, including 10

Stewart's Career Highs:

SOLO TACKLES: 2, (2x), most recently at Tennessee, 11/23/2013
TOTAL TACKLES: 3 (2x), most recently at Tennessee, 11/23/2013
QB SACKS: 2, vs. Austin Peay, 9/7/2013

eight total tackles... Among his stops are three tackles resulting in losses... Also recorded sacks in wins vs. Presbyterian and UMass.

2011 Stewart did not earn playing time as true freshman, but impressed coaches with abilities during practices.

HIGH SCHOOL Senior captain for region champion squad... Two-year starter, three-year letterwinner... As senior DE, contributed 40 tackles, 13 QB sacks and a forced fumble, helping Gators to 11-2 season and 2B state semifinal appearance... As senior, formed superb DE tandem with Aaron Lynch... Also caught two TD passes in WR/TE role... Played RB and LB as sophomore... Lettered as as track sprinter, with 200-meter PR of 22.3.

ACADEMICS Stewart is working toward a degree in sociology.

PERSONAL James Dale Stewart... Son of Melanie Stewart... Born June 17, 1992... Has two brothers, Caleb and Charlie... Mom works in medical care.



Stewart's Career Defensive Statistics

	TACKLES	TFL	SACKS	FF/FR	PBU	QH
2013	10-5-15	2.5-16	2.0-15	0/0	1	0
2012	5-3-8	3.0-8	2.0-6	0/0	0	0
Career	15-8-23	5.5-24	4.0-21	0/0	1	0



99 Landon STOKES

Outside Linebacker

Redshirt Freshman ★ 6-4 • 235

Orlando, Fla. ★ Lake Highland Prep

Stokes

2013 Stokes did not see action as a true freshman... Improved strength while impressing coaches as a

practice squad defensive end.

HIGH SCHOOL Senior captain... Four-year starter for Orlando school... Started as DE/LB on defense and WR/TE on offense... As a senior, contributed 54 tackles, and eight sacks... Also added 15 catches for 264 yards and three TDs on offense... Named Second Team 4A All-State and listed as a top prospect by *Orlando Sentinel* as senior... Posted nearly 20 sacks and more than 175 tackles during career... Started on Highlanders' basketball team coached by former Vanderbilt basketball standout Jeff Turner... Also lettered in track & field.

ACADEMICS Stokes is enrolled in the College of Arts and Science. He is undecided on a major.

PERSONAL Landon Foster Stokes... Son of Fred and Regina Stokes... Born Oct. 31, 1993... Has two brothers, Lance and Luke... Dad owns food distribution firm and played defensive end for 10 years in the NFL; mom serves as director of children's ministry at Orlando World Outreach Center... Prep teammate of Vanderbilt offensive lineman Blake Fromang... Plays saxophone.

THE PLAYERS



39 Dane STUBBS

Safety

Junior ★ 5-11 • 190

Covington, La. ★ St. Paul's School

2013 Stubbs did not see action as a second-year team member... Participated as an energetic defensive back on practice squad units.

2012 Stubbs did not see playing time as a freshman but has contributed on the scout team... He joined the team at the start of the year.

HIGH SCHOOL Earned four varsity letters at St. Paul's... Three-year starter at defensive back... Earned All-State and All-Area honors... Also lettered in baseball... Stellar scholar-athlete.

ACADEMICS Stubbs is working toward a degree in chemical engineering.

PERSONAL Dane Michael Stubbs... Born Feb. 9, 1993... Son of Mike and Shelly Stubbs... Was born as triplet with twin sisters Shaenen and Casen... Also has a younger brother, Jase... Parents are business owners.



53 Vince TAYLOR

Defensive Line

Senior ★ 6-1 • 310

Hattiesburg, Miss. ★ Oak Grove HS

2013 Taylor saw action in all 13 games for the Commodores, enjoying 10 starting assignments at defensive tackle... Part of four-player DT rotation that included Jared Morse, Barron Dixon and Adam Butler... Finished the regular season by setting career highs with 12 solo tackles and 18 total stops... Gave interior of defense a physical presence... Set career high with four tackles in opener vs. Ole Miss... Had at least two tackles in seven games.

2012 Taylor enjoyed an important role on the Commodore interior front... He played in all 13 games, part of a five-player rotation at tackle... He

contributed 14 total stops for the Vanderbilt defense... Among his stops are 1.5 tackles for loss against Georgia.

2011 A first-year contributor on the defensive interior, Taylor saw action in the final 12 games as a reserve defensive tackle...

Finished the season with six solo tackles, 12 total stops and 1.5 tackles for loss... Also produced important play in win over Connecticut, contributing a turnover by recovering a UConn fumble... Had two solo tackles against Arkansas.

2010 Taylor did not play during his first year on campus... Coaches made decision to keep talented defensive tackle out for season after he suffered injury in preseason camp that lingered into early games of schedule.

HIGH SCHOOL Senior captain... Two-year starter at DT... As senior, helped Warriors to 5A state finals, contributing 97 solo tackles, 117 total tackles, 16 tackles for loss, seven QB sacks and a pair of fumble recoveries... Named first team All-State DT... Played in Ala.-Miss. Prep All-Star Game... Helped 2008 team to 12-2 mark and state semifinal berth, contributing eight sacks.

ACADEMICS Taylor is enrolled in the Peabody College, working toward a degree in human and organizational development (urban development/social change emphasis).

PERSONAL Vincent Eugene Taylor... "VT"... Son of Lisa Taylor... Born on May 14, 1992 in Michigan... Mom is self-employed... Resides in Sumrall community west of Hattiesburg.

Taylor's Career Highs:

SOLO TACKLES: 2 (5x), most recently vs. Kentucky, 11/16/2013
TOTAL TACKLES: 4, vs. Ole Miss, 8/29/2013



Taylor's Career Defensive Statistics

	TACKLES	TFL	SACKS	QH	FF/FR	PBU
2013	12-6-18	0.5-2	0.0-0	0	0/0	1
2012	5-9-14	1.5-3	0.0-0	0	0/0	0
2011	6-6-12	1.5-5	0.0-0	0	0/1	0
Career	23-21-44	3.5-10	0.0-0	0	0/1	1



40 Ja'Karri THOMAS

Inside Linebacker

Sophomore ★ 6-1 • 230

Tallahassee, Fla. ★ Godby HS

2013 Thomas played in all 13 games, seeing action at linebacker and on special team coverage units... Finished with 24 tackles, including nine solo stops and 2.5 tackles for loss... Posted four total tackles against UMass, UAB and Florida... Also registered a forced fumble vs. Missouri.

2012 Thomas showed plenty of ability as the practice squad linebacker... Earned Scout Team Defensive Player of the Year honors.

HIGH SCHOOL Senior co-captain... Four-year defensive

starter for 5A school, seeing action along the defensive front and linebacker positions... As senior OLB/DE, posted 57 tackles, five QB sacks and an interception for 9-3 squad that advanced for second straight year to

Thomas' Career Highs:

TOTAL TACKLES: 4 (3 times), most recently at Florida, 11/9/2013

THE PLAYERS



second round of 5A state playoffs... Earned First Team 5A All-State and All-Area as senior... Had 73 tackles, 6.5 sacks and pair of forced fumbles as junior... Started at DE as true freshman when Godby advanced to state finals.

ACADEMICS Thomas is majoring in sociology from the College of Arts and Science.

PERSONAL Ja'karri Mar'quise Thomas... Son of Morris Knight and the late Catina Ponder... Born Aug. 15, 1993... Has four younger siblings: two brothers, E'yelle, and E'manuel; and two sisters, O'sha and I'mani.

Thomas' Career Defensive Statistics

	TACKLES	TFL	SACKS	INT	FF/FR	PBU
2013	9-15-24	2.5-10	0.0-0	0-0	1/0	0



HIGH SCHOOL Senior captain... Surpassed 100-tackle total and contributed seven QB sacks as senior, helping Commandos to 11-4 mark and AAA state finals... Played in postseason Tennessee East-West All-Star Game... As junior, selected as district's Defensive MVP and first team All-Area after making 61 tackles, 5 tackles for losses, 3 forced fumbles. As a sophomore starter, contributed 58 tackles and two forced fumbles... Also lettered in basketball and as thrower in track and field.

ACADEMICS Townsend is working toward an interdisciplinary degree in studies of social interaction from the College of Arts and Science.

PERSONAL Joseph Edward Townsend II... Born March 15, 1993... Has lived in the same house his entire life... Son of Darlene and Joey Townsend... Father is a contractor and mother works for Cigna... Has an older sister, Ashley Stagle, and younger brother, Landon.



57 Joe TOWNSEND

Center

Senior ★ 6-4 • 312

Hendersonville, Tenn. ★ Hendersonville HS

2013 Townsend finished the year regarded as one of the SEC's top centers... Tough-nosed and fierce at the point-of-attack... Started all 13 games anchoring the middle of the Commodore offensive front... Has 22 total starting assignments, highest active total on the squad... Vanderbilt has experienced team success with Townsend in the starting lineup, enjoying a 16-4 record over the last 20 games... Credited with 32 knockdown blocks and 21 blocks that led directly to Commodore touchdowns or first downs.

2012 Townsend started nine games at center for the Commodores and is a key piece of the offensive line that has helped Vanderbilt to a season-ending seven-game win streak... During Townsend's starts, Commodore offense featured excellent balance... Named the SEC Offensive Lineman of the Week for his exceptional blocking performance in win over Auburn... Recorded 10 knockdown blocks in the victory over Auburn, which came in Townsend's third career start... Also helped pave the way for the Commodores to record 209 rushing yards against the Tigers.

2011 Townsend enjoyed playing time early in his first year on campus... Limited action came at center in three early-season games.



89 Dillon VAN DER WAL

Tight End

Senior ★ 6-6 • 252

Woodland Hills, Calif. ★ Oaks Christian HS

2013 Van der Wal saw action in 11 games, getting minutes at tight end and on special teams... Earned first career start in win over Florida... Contributed a catch vs. Austin Peay.

2012 Van der Wal participated in nine games during the regular season, seeing action as a reserve tight end and on special teams.

2011 Van der Wal is one of five true freshmen to see action during the season... He has contributed in all 12 games after the season opener, getting minutes on special teams and in two-TE offensive sets.

THE PLAYERS



HIGH SCHOOL Standout TE/DE for one of Southern California's top prep programs... Recipient of Prep All-America honors by *Parade Magazine* and Player of the Year recognition by National Christian School Athletic Association (NCSAA)... As senior DE, named first team All-State and first-team All-California Interscholastic Federation... Helped Oaks to CIF-SS 4A title and 12-2 record as senior, contributing 22 sacks and six forced fumbles... Also helped school to 2008 CIF title... As junior, had 12 catches, 70 tackles and 12 sacks... Averaged double digits in rebounds and points in basketball, helping school to 4A state title as senior.

ACADEMICS Van der Wal is majoring in human and organizational development (leadership track). He was a 2012-13 SEC Academic Honor Roll recipient.

PERSONAL Dillon van der Wal... Son of Fred and Marna van der Wal... Born Oct. 17, 1992... Has a brother, Derek, and sister, Kendal... Dad is a personal investor; mom works in tech support... Enjoys cooking and snowboarding.

van der Wal's Career Offensive Statistics

	RECEPTIONS	YARDS	AVG	TD	LONG
2013	1	4	4.0	0	4
2011-12	-	-	-	-	-
Career	1	4	4.0	0	4



43 Nigel WALKER

Wide Receiver

Sophomore ★ 5-10 • 170

Atlanta, Ga. ★ Westminster School

2013 Walker joined the squad at the start of the season and has not seen game action... He worked as a practice squad receiver.

HIGH SCHOOL Senior captain... Two-year starter at RB and DB., helping the Wildcats to second round of AA state playoffs during junior and senior seasons... Earned varsity letter in track & field... High academic achiever.

ACADEMICS Walker is working toward a degree in engineering science.

PERSONAL Nigel Davis Walker... Born Feb. 16, 1995... Son of Glynna Walker... Has an older sister, Raquel... Mom teaches kindergarten in Fulton County school system.



45 Stephen WEATHERLY

Outside Linebacker

Sophomore ★ 6-5 • 260

Snellville, Ga. ★ Shiloh HS



2013 Weatherly played in 12 of 13 games, rotating at DE among a 5-player position corps... Contributed eight solo tackles, 2.5 QB sacks and a fumble recovery in first active season... Played best against SEC competition, garnering 14 of 15 total tackles vs. SEC opponents... Registered three tackles and 1.5 sacks in win at Tennessee... Contributed fumble recovery at Texas A&M.

2012 Weatherly did not play as true freshman, using the year to build strength and bulk in the weight room.

HIGH SCHOOL Senior captain... Four-year starter at OLB/DE and WR...

Contributed 79 tackles and 8.5 QB sacks as senior at Shiloh, earning All-Area honors... Played in post-season Gwinnett County All-Star Game... Transferred to Shiloh after playing three years at North Atlanta HS.

ACADEMICS Weatherly is majoring in sociology from the College of Arts and Science.

PERSONAL Stephen Dian Weatherly... Son of Carla Johnson-Weatherly... Mom works as non-profit administrator... Middle name pays tribute to grandmother, a Harvard and MIT graduate... Enjoys chess and math... Traveled through Germany with Fulton County Youth Commission... Plays several musical instruments.

Weatherly's Career Highs:

TOTAL TACKLES: 3 (2x), most recently at Tennessee, 11/23/2013
QB SACKS: 1.5, at Tennessee, 11/23/2013

Weatherly's Career Defensive Statistics

	TACKLES	TFL	SACKS	FF/FR	QH
2013	8-7-15	3.0-26	2.5-25	0/1	0

THE PLAYERS



98 Mack WEAVER

Tight End

Redshirt Freshman ★ 6-5 • 255

Collierville, Tenn. ★ Harding Academy

2013 Weaver did not play as a true freshman... He worked as a tight end during fall practices.

HIGH SCHOOL Senior captain... Three-year varsity starter, playing DE and TE... As senior helped Lions to 9-3 record and second round of DII-A playoffs... Earned All-State recognition... Contributed 66 tackles and 8.5 sacks on defense and added pair of TD catches as senior TE... Played in Offense-Defense All-American Bowl postseason games.

ACADEMICS Weaver is enrolled in the College of Arts and Science.

PERSONAL Macklin Keshun Weaver... "The Mack Truck"... Son of Fay and Mack Weaver Sr... Born July 20, 1995... Mom is a nurse; dad is an accountant... Has a sister, Mekisha, who played volleyball at Jackson State... Dad played football at South Carolina State... Plays piano.



26 Ralph WEBB

Running Back

Redshirt Freshman ★ 5-10 • 196

Gainesville, Fla. ★ Gainesville HS

2013 Webb did not see game action during his first year on campus... Impressed observers with explosive abilities as practice squad running back.

HIGH SCHOOL Senior captain... Three-year letterwinner for one of Florida's top 6A programs... Started as junior and senior at RB... As senior, named First Team All-State and All-Area by *Gainesville Sun* after leading Hurricanes to 6A state championship game for the first time in 30 years... Named MVP of 14-1 team as senior... Rushed for 2,020 yards and 28 TDs... Produced nearly 800 rushing yards in five playoff games, including 155-yard, 2-TD effort in title game... Also contributed as DB during 2012 season... Rushed for eight TDs as a junior, helping Hurricanes' to 10-3 record and state quarterfinals... One of state's top track & field athletes, winning long jump at 2012 6A state meet... Owns long jump PR of 23'5".

ACADEMICS Webb is enrolled in the College of Arts and Science. He has not decided on a major.

PERSONAL Rapheal Webb... Son of Pertina Davis and Douglas Webb... Born Nov. 21, 1994... Has an older sister, Latoya; and two younger brothers, Jacquez and Jaquan... Dad is painting contractor; mom works with mentally challenged patients.



14 Ryan WHITE

Defensive Back

Redshirt Freshman ★ 5-9 • 188

Louisville, Ky. ★ Trinity HS

2013 White did not participate during the regular season of his first year on campus... One of several

young DBs to impress coaches during fall as practice squad contributor.

HIGH SCHOOL Two-year captain for one of nation's elite prep teams... Three-year starter at cornerback for Trinity squad that captured three

straight 6A Kentucky state titles, going 42-1 during 2010-12 seasons... As senior, earned All-State and All-Region recognition after 44 total tackles, three interceptions and 10 defended passes for 13-1 squad that ranked No. 16 in *USA Today's* national high school Top 25... As junior, contributed 51 total tackles and an INT in Trinity's 14-0 campaign... Earned honor roll recognition each year at Trinity.

ACADEMICS White is enrolled in the College of Arts and Science. He is undecided on a major.

PERSONAL Ryan Andrew White... Son of Robin Woolfolk and Ryan White... Born June 26, 1995 in Louisville... Has a brother, Roman, and sister, Reaghan... Mom works as a nurse... An uncle, Oliver White, played tight end at Kentucky in mid-1980s... Aspires to become a business owner.



85 Trey WILKINS

Wide Receiver

Senior ★ 5-11 • 210

Cordova, Tenn. ★ St. Benedict HS

2013 Wilkins enjoyed his first action as a Commodore, making eight appearances at WR and on special teams... Ended regular season with two catches... Receptions came in wins over Kentucky and Austin Peay.

2012 Wilkins did not see any game action as a sophomore wide receiver, though he has contributed effectively on scout teams.

2011 Wilkins transferred to Vanderbilt from one semester at Harding (Ark.) University... Earned repetitions at wide receiver during spring drills.

HIGH SCHOOL Two-time captain... Three-year starting WR for Memphis private school... Amassed nearly 3,000 all-purpose yards and 35 career TDs... Received All-State recognition and named to *Commercial Appeal's* "Best of the Preps" squad three times... Also lettered in basketball.

ACADEMICS Wilkins is expected to finish a degree this May in medicine, health & society.

PERSONAL Trey Austin Wilkins... Son of Billy and Angie Wilkins... Born July 29, 1992... Dad is senior manager at FedEx... The oldest of three siblings; has a brother, Jordan, and a sister, Blakely.



42 Kellen WILLIAMS

Fullback

Senior ★ 6-1 • 230

Winter Garden, Fla. ★ West Orange HS

2013 Williams moved to fullback during Spring Ball after playing linebacker for most of three seasons...

Played in all 13 games at linebacker and on special teams... Finished with 19 total tackles, eight solo tackles and a pair of passes defended.

2012 Played in six games as a reserve LB... Saw action at middle linebacker early in the season... Finished the season with five total tackles,

2011 Williams joined the squad as a linebacker... Earned Scout Team Defensive Player of the Year honors from coaching staff.

HIGH SCHOOL Two-year team captain for public school located west of Orlando... Three-year starting LB... Participated in postseason Orange County Senior Bowl... Member of National Honor Society.

ACADEMICS Williams is expected to earn a degree in economics in May. He is a 2013 SEC Academic Honor Roll recipient.

PERSONAL Kellen Hindry Williams... Born Dec. 15, 1992... Son of Reggie Williams and Marianna Cash... Dad played LB for 14 years with Cincinnati Bengals, earned NFL's 1986 Payton Man of the Year Award, and was elected to the College Football Hall of Fame in 1987... Has two brothers, Julien and Jarren.

THE PLAYERS



Williams' Career Defensive Statistics

	TACKLES	TFL	SACKS	FF/FR	PD
2013	8-11-19	1.0-2	0.0-0	1/0	2
2012	2-3-5	0.0-0	0.0-0	0/0	0
Career	10-14-24	1.0-2	0.0-0	1/0	2



32 Andrew WILLIAMSON

Safety

Junior ★ 6-1 • 208

San Antonio, Texas ★ John Paul Stevens HS

2013 Williamson played in 12 of the team's 13 games, serving as the team's top reserve at safety... Finished with 20 total tackles, including 11 unassisted stops, two interceptions and a fumble recovery... Posted INTs in back-to-back wins over Florida and Kentucky... Had at least three tackles vs. Ole Miss, South Carolina, UMass and Tennessee.



2012 Played in every game as safety and special teams contributor... Registered 20 tackles... Blocked punt at Wake Forest.

Williamson's Career Highs:

SOLO TACKLES: 3 (2x), most recently at Tennessee, 11/23/2013
TOTAL TACKLES: 6, vs UMass, 10/27/2012

2011 Williamson did not see action as a true freshman safety. **HIGH SCHOOL** Started two years in defensive secondary for Falcons squad that went 11-5 and advanced to the 5A-D1 state semi-finals... Amassed 168 total tackles, an INT and four forced fumbles as

senior... Honorable mention All-State as senior.

ACADEMICS Williamson is working toward a degree in economics.

PERSONAL Andrew Thomas Williamson... Born Nov. 18, 1992 ... Son of Rickie and Brenda Williamson... Both parents served in U.S. Army and work in civil service with federal government... Has two older sisters, Jacqueline and Brianna... Part of military family that has lived in Germany, the Netherlands, Virginia and Texas.

Williamson's Career Defensive Statistics

	TACKLES	TFL	INT	FF/FR	PBU
2013	11-9-20	1.0-2	2-40	0/1	2
2012	14-6-20	0.0-0	0-0	0/0	1
Career	25-15-40	1.0-2	2-40	0/1	3



92 Kyle WOESTMANN

Outside Linebacker

Senior ★ 6-3 • 250

Marietta, Ga. ★ Walton HS

2013 One of the Dores' hardest workers, Woestmann brings energy, enthusiasm and production to the defensive line... Started every game at DE, playing in a 5-player position rotation with Walker May, Caleb Azubike, Jimmy Stewart and Stephen Weatherly... Finished the year by setting career highs with 21 solo tackles and 40 total tackles... Also contributed team-high six quarterback sacks and 70 tackles for loss... Opened the season with a 7-tackle, 2-sack performance vs. Ole Miss... Later in the year, posted pair of sacks and a forced fumble at Texas A&M...

Registered six tackles at South Carolina.

2012 Woestmann played in all 13 games at defensive end, setting career highs with 22 total tackles... Tied for second on team with six QB sacks, all coming in the team's seven-game win streak to close the regular season... Also

contributed eight tackles for loss and a pair of forced fumbles... Was sensational in Music City Bowl win, registering two sacks and a forced fumble... Recorded four tackles, 1.5 tackles for loss and a sack in a win over Auburn...

2011 Woestmann provided energy as a first-year contributor... Played 12 games as top reserve defensive end... Concluded season with eight tackles and a forced fumble.


2010 Woestmann did not play as a freshman defensive end.

HIGH SCHOOL Team captain... Two-year starter at OT and DT for AAAAA school... Helped Raiders to 15-6 overall record in 2008-09 and district title in 2008... As senior, posted 32 solo tackles and four QB sacks, earning All-Region and All-County... Played DT and OT in postseason Georgia North-South All-Star game and Cobb County Senior Bowl... Lettered in track & field.

Woestmann's Career Highs:

SOLO TACKLES: 5, vs. Ole Miss, 8/29/2013
TOTAL TACKLES: 7, vs. Ole Miss, 8/29/2013
QB SACKS: 2 (2x), most recently at Texas A&M, 10/26/2013
TACKLES FOR LOSS: 2 (2x), most recently at Texas A&M, 10/26/2013

THE PLAYERS



ACADEMICS Woestmann will graduate this December with a degree in communication studies. He is a three-time SEC Academic Honor Roll recipient.

PERSONAL Kyle A. Woestmann... Son of Fred and Lori Woestmann... Born Oct. 20, 1991... Dad is chief financial officer; mom is landscape designer... Has an older sister, Claire... Involved in FCA... Enjoys snowboarding and fishing.

Woestmann's Career Defensive Statistics

	TACKLES	TFL	SACKS	FF/FR	QH
2013	21-19-40	7.0-29	6.0-28	1/0	2
2012	14-8-22	8.0-34	6.0-27	3/0	2
2011	4-4-8	0.0-0	0.0-0	1/0	0
Career	39-31-70	15.0-63	12.0-55	5/0	4



15 DeAndre WOODS

Wide Receiver
Redshirt Freshman ★ 6-3 • 215
Clay, Ala. ★ Clay-Chalkville HS

2013 Woods did not see game action as a true freshman... Worked as a wide receiver early in the fall, but was forced off the practice field by injuries.

HIGH SCHOOL Senior captain for one of north Alabama's top 6A programs...

Started for three seasons at WR for Cougars... As senior, posted 51 receptions for 733 yards and nine TDs, helping north Birmingham squad to 12-2 season and 5A state semifinals... Named to *Birmingham News*' All-Metro team as senior... 6A All-State WR as a junior after posting 36 catches, good for 460 yards and 10 TDs... Became a starter as sophomore, hauling in 30 catches for nearly 400 yards and six TDs... Sprinted on track squad.

ACADEMICS Woods is enrolled in the College of Arts and Science. He is undecided on a major.

PERSONAL DeAndre Deon Woods... Born Feb. 10, 1995... Son of Sonya Woods... Has two younger sisters, Jonae and Amiya... Mentored athletes at Clay-Chalkville Junior High... Nominated for state's prestigious Bryant-Jordan Student-Athlete Achievement Award.



74 Jay WOODS

Defensive Line
Redshirt Freshman ★ 6-3 • 280
Jackson, Ga. ★ Jackson HS

2013 Woods did not play as a true freshman... Impressed coaching staff with abilities as a practice squad defensive tackle.

HIGH SCHOOL Multi-year captain for school located between Atlanta and Macon... Earned four varsity letters... As senior DT, named First Time AAA All-State and All-Region after contributing 117 tackles, 22 tackles for loss, six sacks and three forced fumbles... Red Devils advanced to AAA state playoffs during senior campaign... Participated in postseason Offense-Defense All-American Game... Named All-Region after posting 99 tackles and seven sacks as junior... Also lettered as thrower in track and field.

ACADEMICS Woods is enrolled in the College of Arts and Science. He is undecided on a major.

PERSONAL Jachovia LaTrez Woods... "Beast"... Son of Vickie Williams and Arthur Woods... Born Sept. 27, 1994... Has an older sister, Arkeriya... Active in leadership and community service programs at school... Involved in church activities in hometown... Named school's homecoming king.



49 Jonathan WYNN

Outside Linebacker
Redshirt Freshman ★ 6-5 • 244
Stone Mountain, Ga. ★ Stephenson HS

2013 Wynn did not see action, spending his first year on campus getting stronger and adding bulk in the weight room... Impressed as a defensive end prospect during fall practices.

HIGH SCHOOL Senior captain for one of Atlanta's top public school programs... Started two years at DE for Jaguars... As senior earned First Team All-State and All-District DL recognition after posting 19 tackles for loss and 11 sacks among 87 total tackles... Also contributed a pair of forced fumbles and an INT helping 2012 Jags advance to second round of AAAAA state playoffs... As a first-year starter in 2011, registered 51 tackles and eight sacks for 9-2 team that also reached state playoffs... Two-year letterwinner in track & field.

ACADEMICS Wynn is enrolled in the Peabody School, working toward a degree in secondary education.

PERSONAL Jonathan Paul Wynn... Son of Todd and Donna Wynn... Born Sept. 21, 1994... Has a sister, Sierra... Dad is an engineer; mom works in technical support and is a Nashville native... Attended same high school as current Commodore LB Darreon Herring.

THE SIGNED

SIGNEES	POSITION	HT.	WT.	RESIDENCE	HIGH SCHOOL
Khari Blasingame	Defensive Back	6-1	204	New Market, Ala.	Buckhorn HS
Rashad Canty	Wide Receiver	6-3	205	Atlanta, Ga.	Riverdale HS
Sekou Clark	Defensive Line	6-3	260	Denton, Texas	Ryan HS
Wade Freebeck	Quarterback	6-5	212	Davie, Fla.	St. Thomas Aquinas HS
Bailey Granier	Offensive Line	6-6	345	Galliano, La.	South Lafourche HS
Cole Hardin	Offensive Line	6-4	305	Florence, Ala.	Florence HS
Tre Herndon	Defensive Back	6-1	172	Chattanooga, Tenn.	East Hamilton HS
Nifae Lealao	Defensive Line	6-5	312	Sacramento, Calif.	Capital Christian HS
Bryce Lewis	Defensive Back	6-0	175	Lilburn, Ga.	Parkview HS
Hawkins Mann	Linebacker	6-3	225	Burbank, Calif.	Burroughs HS
Ronald Monroe	Wide Receiver	6-2	184	Houston, Texas	Fort Bend Bush HS
Bruno Reagan	Offensive Line	6-4	315	Clarksville, Tenn.	Clarksville HS
Dallas Rivers	Running Back	6-0	225	Stone Mountain, Ga.	Stephenson HS
Caleb Scott	Wide Receiver	6-1	180	Suwanee, Ga.	North Gwinnett HS
Trent Sherfield	Wide Receiver	6-0	186	Danville, Ill.	Danville HS
Emmanuel Smith	Defensive Back	6-2	205	Murfreesboro, Tenn.	Oakland HS
Shawn Stankavage	Quarterback	6-2	185	Raleigh, N.C.	Cardinal Gibbons HS
Tre Tarpley	Defensive Back	6-0	196	Pittsburgh, Pa.	Central Catholic HS
Riley Tindol	Defensive Line	6-5	275	Billingsley, Ala.	Autauga Academy
Ladarius Wiley	Defensive Back	6-1	192	Los Angeles, Calif.	Cathedral HS
Charles Wright	Linebacker	6-3	230	Irvine, Calif.	Beckman HS

Khari Blasingame

Defensive Back • 6-1 • 204

New Market, Ala. • Buckhorn HS

**Rivals ★★★ ESPN ★★★
Scout ★★ 247Sports ★★★**



HIGH SCHOOL Two-year captain and two-way starter... As senior, posted 64 solo tackles and pair of INTs as safety for 6-5 Bucks' squad that advanced to 6A state playoffs... Also rushed for 966 yards and 10 TDs... Earned Second Team All-State DB and All-Tennessee Valley DB honors... Started at corner-

back during junior and sophomore seasons... Also lettered as sprinter-jumper in track & field and on baseball squad... Served as school ambassador and member of National Honor Society.

PERSONAL Khari Thomas Blasingame... Born July 1, 1996... Son of Stanley and Tara Blasingame... Has an older sister, Camara... Dad works in engineering management; mom is a podiatric surgeon... Mom is related to U.S. gold medal sprinter Evelyn Ashford... Plays the saxophone.

Rashad Canty

Wide Receiver • 6-3 • 205

Riverdale, Ga. • Riverdale HS

**Rivals ★★★ ESPN ★★
Scout ★★★ 247Sports ★★★**



HIGH SCHOOL Offensive captain... Four-year varsity letterwinner, three-year starter on offense... As senior captain and team MVP, posted 52 catches for 822 yards and nine TDs for squad that lost starting QB for five weeks... Helped Raiders to Class AAAA playoffs... Earned Second Team All-State

honors from state sportswriters... Played in postseason Georgia-Florida High School All-Star Game... Playing TE as junior, registered 30 receptions, 567 yards and nine TDs... Two-time All-Area recipient... Also earned starts at TE as sophomore... Lettered in both basketball and track & field... High academic achiever.

PERSONAL Gary Rashad Canty... Born April 8, 1996... Son of Gary and Angela Canty... Has an older brother, Anthony Alston... Gary is a commercial truck driver; mom is a crew scheduler for Delta Airlines... Plays the trumpet... Video game enthusiast.

Sekou Clark

Defensive Line • 6-3 • 260

Denton, Texas • Ryan HS

**Rivals ★★ ESPN ★★★
Scout ★★★ 247Sports ★★★**



HIGH SCHOOL Two-year team captain... Three-year starter at DE for Class 5A school located north of Dallas-Fort Worth... Helped Raiders to 10-3 mark and 5A state quarterfinals as senior... As senior, named First Team All-District after registering 28 solo tackles, five tackles for loss, five quarterback

sacks and deflecting four passes... Also started at DE as sophomore and junior, contributing to Raiders' 12-1 campaign in 2011... Two-year starting forward on varsity basketball squad... Standout thrower in track & field, with personal best in shot put of 52'6".

PERSONAL Sekou (SAY-koo) Toole Clark... "Koo"... Born May 31, 1996... Only child of Kevin Clark and Iris Royal... Dad works for U.S. Post Office; mom is a teacher.

THE SIGNEES

Wade Freebeck

Quarterback • 6-5 • 212
Davie, Fla. • St. Thomas Aquinas HS
Rivals ★★★ ESPN ★★★★★
Scout ★★ 247Sports ★★★



HIGH SCHOOL Earned three varsity letters playing quarterback at two schools in the Fort Lauderdale area, St. Thomas Aquinas HS and Western HS... As a senior, helped powerful St. Thomas Aquinas to 10-3 overall mark and quarterfinals of Class 7A playoffs... Completed 100 of 179 passes for 1,626 yards and

16 TDs during senior campaign... Transferred to St. Thomas Aquinas after starting at QB as sophomore and junior at nearly Western HS... At Western, threw for 3,476 yards and 33 touchdowns as a two-year starter... Helped Western to 7-3 record as junior in 2012... High academic achiever.

PERSONAL Wade Robert Freebeck... Born on May 17, 1996... Son of Bob and Meg Freebeck... Has an older sister, Audrey... Born and raised in Fort Lauderdale area... Dad works as manager for Nice Systems; mom works as a marketing manager.

Bailey Granier

Offensive Line • 6-6 • 345
Galliano, La. • South Lafourche HS
Rivals ★★★ ESPN ★★★
Scout ★★★ 247Sports ★★★



HIGH SCHOOL Senior captain... Two-year starting left tackle for school located 75 miles south of New Orleans... Produced nearly 90 pancake blocks as senior, earning honorable mention 5A All-State and All-Region honors... Participated in postseason Louisiana State Farm Prep All-Star Classic...

As junior, helped Tarponston 9-1 mark and state playoffs... Also lettered as thrower in track & field... Member of school's National Honor Society and Future Farmers of America chapter.

PERSONAL Bailey Paul Granier... Born June 13, 1996... Son of Stephen and Stella Granier... Has a younger sister, Abby... Dad is a commercial fisherman; mom works as a nurse... Plans to major in engineering.

Cole Hardin

Offensive Line • 6-4 • 305
Florence, Ala. • Florence HS
Rivals ★★★ ESPN ★★★
Scout ★★★ 247Sports ★★★



HIGH SCHOOL Senior captain... Two-year starter, three-year letterwinner on offensive line for Class 6A school in northwest Alabama... As senior left tackle, earned sportswriters' First Team All-State and All-Region OL honors helping 9-4 Falcons to state quarterfinals and best finish

in program history... Participated in postseason Alabama-Mississippi All-State Game... Started at tackle as junior, helping Florence to 7-4 record and 6A playoffs... High academic achiever.

PERSONAL Coleman Lee Hardin... Born April 27, 1996... Son of Tony and Yana Hardin... Has one younger brother, Bryant... Dad is a banker; mom is a hair stylist... Wants to work toward business-related degree.

Tre Herndon

Defensive Back • 6-1 • 172
Chattanooga, Tenn. • East Hamilton HS
Rivals ★★★ ESPN ★★★
Scout ★★★ 247Sports ★★★



HIGH SCHOOL Three-year starter... Two-way starter as senior, helping Hurricanes to 10-3 record and 5A state playoffs... In 2013, posted 46 total tackles and an interception as CB and 30 catches for 417 yards as WR... Also averaged 47.2 yards and produced two TDs on kick returns... Named to

Chattanooga Times-Free Press' "Best of Preps Team" and sportswriters' First Team All-State squad... Participated in Tennessee East-West All-Star Game... As a junior, posted 63 tackles and four picks, helping school to a 11-2 record... Lettered in basketball and track & field.

PERSONAL Willie Herndon III... Born March 5, 1996 in Detroit... Son of Sabrina and Willie Herndon Jr... Has a younger sister, Sierra... Both parents work at Unum, an insurance company headquartered in Chattanooga... First SEC signee in school history... Enjoys juggling and playing Xbox video games.

Nifae Lealao

Defensive Line • 6-5 • 312
Sacramento, Calif. • Capital Christian HS
Rivals ★★★★★ ESPN ★★★★★
Scout ★★★★★ 247Sports ★★★★★



HIGH SCHOOL Multi-year captain... Four-year varsity letterwinner... Two-time team MVP... As senior starter at DE/OT, helped Capital Christian to 9-2 mark and Division IV state playoffs... As a three-year starting defensive end, produced 58 tackles for loss, including 22 for losses as a sophomore,

and 16 quarterback sacks... Registered 229 total tackles and blocked 17 opponent punt or field goal attempts during varsity career... Three-time Cal-Hi All-State and All-Region selection... As senior, played in postseason U.S. Army All-American Game... Versatile athlete who ranks among region's top basketball and volleyball players... Also has earned letters as thrower in track & field... Honor roll and Dean's List recipient.

PERSONAL Nifae Penitala Lealao Jr... Born Aug. 16, 1995... Son of Mary and Nifae Lealao Sr... Dad is a senior technician; mom works in the medical field... Enjoys singing... Wants to become an entrepreneur.

Bryce Lewis

Defensive Back • 6-0 • 175
Lilburn, Ga. • Parkview HS
Rivals ★★★ ESPN ★★★
Scout ★★★ 247Sports ★★★



HIGH SCHOOL Multi-year captain... Three-year starter at CB for Class AAAAAA school located northeast of Atlanta... As senior, was Parkview's MVP after recording 84 total tackles, 12 passes defended, two forced fumbles and an interception... Played in postseason East-West All-Star Game...

Helped team to 9-4 mark and state quarterfinal appearance as junior, posting 40 tackles, two INTs and eight passes defended... Played in postseason Junior Bowl for top-rated rising seniors in Georgia... Honorable mention All-State DB and two-time All-Gwinnett County recipient... Versatile sprinter-jumper was named MVP of track & field squad.

PERSONAL Bryce Marshall Lewis... Born Oct. 5, 1995... Son of Marshall and Mershara Lewis... Mom works with children's ministries; dad is entrepreneur with BackFire Intelligence... Wants to work in sports medicine field.

THE SIGNED

Hawkins Mann

Linebacker • 6-3 • 225

Burbank, Calif. • Burroughs HS

Rivals ★★★ ESPN ★★★
Scout ★★★ 247Sports ★★



Mann

HIGH SCHOOL Senior captain in only season at Burroughs... As DE, contributed 41 solo tackles, 64 total stops, five QB sacks and three forced fumbles playing in seven games... Earned CIF All-State, team MVP and Pacific League Lineman of the Year honors as senior... Joined Burbank roster during the

season due to relocation from Idaho... As sophomore and junior was standout at Borah H.S. in Boise... Earned 5A All-State honors as junior at Borah after registering 47 tackles and 4.5 sacks as LB/DE for 7-3 squad... Also started as sophomore... Earned four varsity letters... Also lettered in wrestling... Recipient of Presidential Academic Achievement Award at both schools.

PERSONAL Hawkins Jay Mann... Born Aug. 12, 1995... "Hawk"... Only son of Debi Mann, who serves as a health care manager... Fishing, hunting and camping enthusiast... Enjoys woodworking.

Ronald Monroe

Wide Receiver • 6-2 • 185

Houston, Texas • Fort Bend Bush HS

Rivals ★★★ ESPN ★★★
Scout ★★★ 247Sports ★★★



Monroe

HIGH SCHOOL Three-year captain, four-year varsity letterwinner... Three-year starting QB for 5A school located in suburb west of Houston... As senior, named District MVP after amassing 4,258 total yards, including 3,331 passing yards, and accounting for 56 TDs... One of his favorite passing targets

was twin brother Donald Monroe... Production helped Bush to 9-3 mark and second round of 5A state playoffs... As junior, threw for 1,881 yards and 21 TDs for 10-2 Broncos squad... Was district's Newcomer of the Year as a sophomore after passing for 1,451 yards and 10 TDs during 8-4 campaign... Also played alongside brother on basketball squad that captured district title last year... Also earned letters as sprinter in track & field.

PERSONAL Ronald Bernard Monroe... Born May 1, 1996... Son of Donald and Sherrie Monroe... In addition to his twin brother Donald, has two sisters, Kerin and Brianna... Dad works internationally.

Bruno Reagan

Offensive Line • 6-4 • 315

Clarksville, Tenn. • Clarksville HS

Rivals ★★★ ESPN ★★★
Scout ★★★ 247Sports ★★★



Reagan

HIGH SCHOOL Senior captain... Three-year letterwinner, two-year starter on OL... Earned Class 5A All-State and All-Region honors as a senior, finishing the season with more than 20 pancake blocks... Finalist for 2013 Harry Galbreath Lineman of the Year Award... Played in Tennessee

East-West All-Star Game... Ranks among Tennessee's top prep wrestlers... As a junior, was state heavyweight champion, finishing the year with a 57-0 individual record... Has earned national recognition in wrestling and judo competitions.

PERSONAL Bruno Ricardo Reagan... Born May 24, 1996... Son of Mackel and Isabel Reagan... Has one brother, Eduardo, and one sister, Gabriela... Dad works as a state recreation consultant; mom works as a nurse... Parents participated in collegiate sports at Austin Peay: dad as a football player; mom as an All-Ohio Valley Conference volleyball player.

Dallas Rivers

Running Back • 6-1 • 225

Stone Mountain, Ga. • Stephenson HS

Rivals ★★★ ESPN ★★★★★
Scout ★★★ 247Sports ★★★



Rivers

HIGH SCHOOL Three-year starting RB for two Atlanta area schools, Stephenson HS and Tucker HS... As senior RB, rushed for 1,127 yards and 22 TDs for 9-3 Stephenson squad that advanced to second round of Class AAAA playoffs... Earned First Team All-Area honors as senior... Played in postseason

DeKalb County All-Star Game... Transferred to Stephenson prior to senior season... As a junior at nearby Tucker HS, was DeKalb County's leading rusher with 1,110 yards and 14 TDs, helping Tucker to 10-3 and state quarterfinals... As sophomore, rushed for 882 yards and 18 TDs helping Tucker to 15-0 record and AAAA state title... Honors student, Atlanta Carson Scholar recipient.

PERSONAL Dallas James Rivers... Born May 25, 1996... Son of Rhonda and Lester Rivers III... Has two younger brothers, Dawson and Dylan... Involved in Young Life organization, worked as counselor at local summer camps... Video game enthusiast.

Caleb Scott

Wide Receiver • 6-1 • 180

Suwanee, Ga. • North Gwinnett HS

Rivals ★★★ 247Sports ★★★
Scout ★★★



Scott

HIGH SCHOOL Three-year letterwinner... Two-year starting WR for Class AAAAAA power northeast of Atlanta... As senior captain, amassed 1,057 yards and 10 TDs on 72 catches helping North Gwinnett to 13-2 record and state title game... Top game – 12 catches for 211 yards – came against rival

Collins Hill... Two-time All-State, All-Area recipient... Played in postseason North-South Georgia All-Star Game... As a junior, posted 38 receptions for 684 yards and 11 TDs... Captured regional hurdles title in track & field... High academic achiever.

PERSONAL Caleb Gregory Scott... Born Feb. 8, 1996... Son of Chuck and Julie Scott... Has one brother, Chad, and one sister, Jenna... Both parents graduated from Vanderbilt and work with Young Life ministry... Dad was an All-America tight end at Vanderbilt who played in the NFL. Brother plays WR at Furman.

Trent Sherfield

Wide Receiver • 6-0 • 186

Danville, Ill. • Danville HS

Rivals ★★★★★ ESPN ★★★
Scout ★★★ 247Sports ★★★★★



Sherfield

HIGH SCHOOL Two-time captain... Four-year letter varsity winner for Class 6A school... Three-year starter on offense and defense... Started at QB as junior and senior, accounting for 4,790 yards and 64 total TDs on offense... As three-year DB starter, amassed 146 tackles and six interceptions... As

senior QB, accumulated 2,429 total yards, threw 22 TD passes and rushing for 11 TDs passed for 22 TDs and rushed for 11 TDs... Also registered 83 tackles as senior... Accounted for 443 total yards and seven TDs – four rushing and three passing – in 2013 season opener... Two-time honorable mention All-State and All-Area recipient who played in postseason Offense-Defense All-American Bowl... Three-year letterwinner as guard in basketball and sprinter-jumper in track & field.

PERSONAL Trent Nyrell Sherfield... Son Feb. 26, 1996... Son of Tedrone Sherfield... Step-dad, DaJuan Gouard, is basketball head coach at Danville Area Community College... Has a younger brother, Thomas.

THE SIGNED

Emmanuel Smith

Defensive Back • 6-2 • 205

Murfreesboro, Tenn. • Oakland HS

Rivals ★★★★★ ESPN ★★★★★
Scout ★★★★★ 247Sports ★★★★★



HIGH SCHOOL Senior captain... Two-way starter as junior and senior... In 2013, helped Patriots to superb 12-1 record, district title and Class 6A quarter-finals... Posted 34 solo tackles, 54 total stops, three interceptions and four forced fumbles as DB... Caught 16 passes for 201 yards as WR... Named to

sports-writers' 6A First Team All-State squad and Tennessean's Dandy Dozen and All-Midstate teams... Played in postseason Semper Fi All-American Game... Started at QB and DB as junior... As QB, rushed for 777 yards, passed for 628 yards and accounted for 10 TDs; as DB, had 77 total tackles, an INT and two forced fumbles.

PERSONAL Emmanuel Demetric Smith... "Man"... Born July 25, 1995... Son of Demetrius and Stephanie Smith... Dad is a police officer; mom works at Dupont... Has a younger brother, Joshua... Dad played at Middle Tennessee.

Shawn Stankavage

Quarterback • 6-2 • 185

Durham, N.C. • Cardinal Gibbons HS

Rivals ★★★ 247Sports ★★★
Scout ★★



HIGH SCHOOL Senior captain... Two-year starter for Raleigh private school power... As senior QB, completed 247 of 408 passes for 3,564 yards and 34 TDs, helping Crusaders to 9-4 record and Class 3A state playoff run... Also rushed for 1,058 yards and 13 TDs...

Named region's Offensive Player of the Year and First Team Big 8 as senior... In 2012, threw for 1,920 yards and 28 TDs as Cardinal Gibbons were conference champions and had an 11-1 overall record... Played varsity basketball.

PERSONAL Shawn Anthony Stankavage... Born Oct. 3, 1995... Son of Scott Stankavage and Sue Walsh... Has four sisters, Sarah, Shelby, Ella and Jordan, and a brother, Leo... Dad played QB at University of North Carolina and in NFL with Denver Broncos; mom was an elite swimmer, qualifying for the 1980 Moscow Olympics in the 200-meter backstroke which was boycotted by the United States.

Tre Tarpley

Defensive Back • 6-0 • 195

Pittsburgh, Pa. • Central Catholic HS

Rivals ★★★ ESPN ★★★★★
Scout ★★ 247Sports ★★★



HIGH SCHOOL Two-year defensive starter for Pittsburgh private power... As senior DB, posted 75 tackles, including 10 for losses, four interceptions and a pair of forced fumbles for 15-1 Viking squad that captured Western Pennsylvania Interscholastic Athletic League (WPIAL)

Class AAAA title and finished runnerup in the PIAL state championship... Earned All-State and All-League honors as senior DB... Named to Pennsylvania roster for Big 33 Pennsylvania-Ohio Prep Football Classic.

PERSONAL Arnold Lee Tarpley III... Born June 18, 1996... Son of Darieth and Arnold Tarpley Jr... Dad is a podiatrist; mom is former Pittsburgh TV news anchor who currently works as marketing entrepreneur... Looking to work toward pre-law degree.

Riley Tindol

Defensive Line • 6-5 • 275

Billingsley, Ala. • Autauga Academy

Rivals ★★ 247Sports ★★



HIGH SCHOOL Senior captain and two-year starter at private school near Montgomery... Earned two varsity letters in nearby Billingsley H.S. before transferring to Autauga Academy... Started at LT and DE the last two years... As a senior DE, had 69 tackles, eight quarterback sacks and 16 tackles for loss for

Generals' squad that went 9-3 and advanced to private school state quarterfinals... On offense, paved way for 2,500-yard rusher Eric Graham... Named AIA First Team All-State and All-Area OT... As junior, was instrumental in 11-2 season... Started as post for varsity basketball squad, pitcher & first baseman in baseball and throws shot put in track... High academic achiever.

PERSONAL Harrison Riley Tindol... Born on June 8, 1996... Son of Brian Tindol and Regina Ferrell... Has a brother, Russell, and two sisters, Rachel and Reagan... Mom was state HS pentathlon champ in Alabama... Enjoys singing... Considering pre-med or engineering degree.

Ladarius Wiley

Defensive Back • 6-1 • 192

Los Angeles, Calif. • Cathedral HS

Rivals ★★★ ESPN ★★★★★
Scout ★★★ 247Sports ★★★



HIGH SCHOOL Multi-year captain for Los Angeles private school... Two-way starter at CB and WR... As senior CB, posted 35 tackles, five interceptions and 18 passes defended for Phantoms' squad that finished 6-5... Also produced seven TDs and 503 yards as WR... As junior, helped

Cathedral to Division IV state playoffs and 10-3 mark by contributing 38 tackles, two interceptions and five forced fumbles on defense... Also registered 13 TDs on 45 receptions as an WR... Earned team's co-Offensive MVP as junior... Also lettered in track & field and basketball.

PERSONAL LaDarius R. Wiley... Born on June 3, 1996... Son of Sue Markham Wiley and Lincoln Wiley Jr... Has five brothers: Larry, Lincoln, London, Logan and LaVario... Dad works for Burlington Northern Santa Fe (BNSF) Railway; mom works for U.S. Postal Service; Worked summers as counselor at local Boys & Girls Club... Video game enthusiast.

Charles Wright

Outside Linebacker • 6-3 • 230

Irvine, Calif. • Beckman HS

Rivals ★★★ ESPN ★★★★★
Scout ★★★ 247Sports ★★★



HIGH SCHOOL Two-year captain and defensive starter... As senior DE, posted 7.5 quarterback sacks and 13 tackles for loss among 74 total tackles... Added two forced fumbles and pair of fumble recoveries... Also posted a touchdown among eight receptions as TE... Team MVP and Southern California

All-State DL recipient... As a junior, registered 46 total tackles, including four sacks... Superb power forward on Patriot varsity basketball squad... Earned All-State honors as a junior after leading Orange County with a 14.6-rebound average... High academic achiever.

PERSONAL Charles Eugene Wright... "Chuck"... Born May 24, 1996... Son of Ryan and Tyra Wright... Dad is an engineer; mom is a financial analyst... Has one brother, Ryan Jr... Family moved to California from Florida.

2013 TEAM STATISTICS

Total Points by Quarter

SCORE (QUARTER)	1ST	2ND	3RD	4TH	OT	TOTAL
VANDERBILT	71	144	35	141	0	391
OPPONENTS	98	65	107	50	0	320

Team Statistics

	VANDERBILT	OPPONENTS
SCORING	391	320
Points Per Game	30.1	24.6
FIRST DOWNS	245	260
Rushing	107	110
Passing	120	133
Penalty	18	17
RUSHING YARDAGE	1807	1922
Yards gained rushing	2122	2288
Yards lost rushing	315	366
Rushing Attempts	504	460
Average Per Rush	3.6	4.2
Average Per Game	139.0	147.8
TDs Rushing	34	19
PASSING YARDAGE	2958	2690
Comp.-Att.-INT	243-376-16	272-449-18
Average Per Pass	7.9	6.0
Average Per Catch	12.2	9.9
Average Per Game	227.5	206.9
TDs Passing	15	18
TOTAL OFFENSE	4765	4612
Total Plays	880	909
Average Per Play	5.4	5.1
Average Per Game	366.5	354.8
KICK RETURNS: #-Yards	45-872	25-460
PUNT RETURNS: #-Yards	23-88	23-152
INT RETURNS: #-Yards	18-277	16-244
KICK RETURN AVERAGE	19.4	18.4
PUNT RETURN AVERAGE	3.8	6.6
INT RETURN AVERAGE	15.4	15.2
FUMBLES-LOST	16-7	33-12
PENALTIES-Yards	63-518	83-651
Average Per Game	39.8	50.1
PUNTS-Yards	63-2694	63-2477
Average Per Punt	42.8	39.3
Net punt average	39.1	35.4
KICKOFFS-Yards	74-4623	65-3985
Average Per Kick	62.5	61.3
Net kick average	40.4	41.0
TIME OF POSSESSION/Game	31 : 41	28 : 19
3RD-DOWN Conversions	60/182	68/185
3rd-Down Pct.	33%	37%
4TH-DOWN Conversions	22/28	14/25
4th-Down Pct.	79%	56%
SACKS BY-Yards	28-197	33-178
TOUCHDOWNS SCORED	49	40
FIELD GOALS-ATTEMPTS	15-19	13-18
ON-SIDE KICKS	1-2	1-1
RED-ZONE SCORES	(50-56) 89%	(40-46) 87%
RED-ZONE TOUCHDOWNS	(37-56) 66%	(29-46) 63%
PAT-ATTEMPTS	(48-48) 100%	(37-38) 97%
ATTENDANCE	249,728	369,601
Games/Avg. Per Game	7/35,675	5/73,920

2013 Game Results

DATE	OPPONENT	W/L	SCORE	OVERALL	CONF.	TIME	ATTN.
8/29	Ole Miss	L	39-35	0-1	0-1	3:39	40,350
9/7	Austin Peay	W	38-3	1-1	0-1	3:00	33,162
9/14	at South Carolina	L	35-25	1-2	0-2	3:38	81,371
9/21	at UMass	W	24-7	2-2	0-2	3:12	16,419
9/28	UAB	W	52-24	3-2	0-2	3:27	32,467
10/5	Missouri	L	51-28	3-3	0-3	3:27	36,892
10/19	Georgia	W	31-27	4-3	1-3	3:39	40,350
10/26	at Texas A&M	L	56-24	4-4	1-4	3:32	86,584
11/9	at Florida	W	34-17	5-4	2-4	3:24	88,004
11/16	Kentucky	W	22-6	6-4	3-4	3:14	33,488
11/23	at Tennessee	W	14-10	7-4	4-4	3:28	97,223
11/30	Wake Forest	W	23-21	8-4	4-4	3:17	33,019
12/4	Houston (bowl)	W	41-24	9-4	4-4	3:51	42,717

Individual Statistics

PASSING	GP	Eff.	Att	Comp	Int	Pct	Yards	TD	Long	Avg/G
A. Carta-Samuels	10	142.99	193	281	9	68.7	2268	11	56	226.8
• Patton Robinette	10	117.19	46	88	5	52.3	642	4	50	64.2
• Josh Grady	3	21.13	3	6	2	50.0	27	0	10	9.0
Wesley Tate	13	276.40	1	1	0	100.	21	0	21	1.6
Vanderbilt Totals	13	135.36	243	376	16	64.6	2958	15	56	227.5
Opponents	13	116.12	272	449	18	60.6	2690	18	67	206.9

RUSHING	GP	Att	Gain	Loss	Net	Avg	TD	Long	Avg/G
• Jerron Seymour	12	164	744	28	716	4.4	14	58	59.7
Wesley Tate	13	89	371	8	355	3.9	4	18	27.9
• Brian Kimbrow	12	81	379	38	341	4.2	3	25	28.4
• Patton Robinette	10	72	279	73	214	3.0	7	20	20.6
A. Carta-Samuels	10	75	247	132	115	1.5	5	21	11.5
Jordan Matthews	13	6	58	4	54	9.0	0	28	4.2
• Derek King	5	5	23	0	23	4.6	0	14	4.6
Jonathan Krause	11	1	11	0	11	11.0	0	11	1.0
Carey Spear	13	1	3	0	3	3.0	1	3	0.2
Fitz Lassing	12	1	3	0	3	3.0	0	3	0.2
• Josh Grady	3	5	4	7	-3	-0.6	0	4	-1.0
TEAM	5	4	0	25	-25	-6.2	0	0	-5.0
Vanderbilt Totals	13	504	2122	315	1807	3.6	34	58	139.0
Opponents	13	460	2288	366	1922	4.2	19	75	147.8

RECEIVING	GP	No.	YARDS	Avg	TD	LONG	Avg/G
Jordan Matthews	13	112	1477	13.2	7	55	113.6
Jonathan Krause	11	42	714	17.0	3	56	64.9
• Jerron Seymour	12	19	126	6.6	0	22	10.5
Wesley Tate	13	18	149	8.3	1	26	11.5
• Jordan Cunningham	13	15	123	8.2	0	14	9.5
• Kris Kentera	13	10	100	10.0	1	23	7.7
• Steven Scheu	12	9	123	13.7	1	34	10.2
• Brian Kimbrow	12	5	19	3.8	0	7	1.6
Fitz Lassing	12	4	25	6.2	2	12	2.1
Trent Pruitt	13	3	44	14.7	0	17	3.4
• Latevius Rayford	6	2	29	14.5	0	24	4.8
• Trey Wilkins	7	2	4	2.0	0	5	0.6
A. Carta-Samuels	10	1	21	21.0	0	21	2.1
• Dillon van der Wal	11	1	4	4.0	0	4	0.4
Vanderbilt Totals	13	243	2958	12.2	15	56	227.5
Opponents	13	272	2690	9.9	18	67	206.9

2013 TEAM STATISTICS

TOTAL OFFENSE

	GP	Plays	Rush	Pass	Total	Avg/G
A. Carta-Samuels	10	356	115	2268	2383	238.3
• Patton Robinette	10	160	214	642	856	85.6
• Jeron Seymour	12	164	716	0	716	59.7
Wesley Tate	13	90	355	21	376	28.7
• Brian Kimbrow	12	81	341	0	341	28.4
Jordan Matthews	13	6	54	0	54	4.2
• Josh Grady	3	11	-3	27	24	8.0
• Derek King	5	5	23	0	23	4.6
Jonathan Krause	11	1	11	0	11	1.0
Carey Spear	13	1	3	0	3	0.2
Fitz Lassing	12	1	3	0	3	0.2
TEAM	5	4	-25	0	-25	-5.0
Vanderbilt Totals	13	880	1807	2958	4765	366.5
Opponents	13	909	1922	2690	4612	354.8

KICKOFF RETURNS

	No.	Yds	Avg	TD	Long
• Darrius Sims	25	571	22.8	0	71
• Brian Kimbrow	12	192	16.0	0	31
Andre Hal	4	69	17.2	0	21
Wesley Tate	2	14	7.0	0	14
• Torren McGaster	1	14	14.0	0	14
• Paris Head	1	12	12.0	0	12
Vanderbilt Totals	45	872	19.4	0	71
Opponents	25	460	18.4	0	62

PUNT RETURNS

	No.	Yds	Avg	TD	Long
Jonathan Krause	18	64	3.6	0	22
Trent Pruitt	5	24	4.8	0	17
Vanderbilt Totals	23	88	3.8	0	22
Opponents	23	152	6.6	0	25

ALL-PURPOSE

	GP	Rush	Rec	PR	KOR	Ret	Total	Avg
Jordan Matthews	13	54	1477	0	0	0	1531	117.8
• Jeron Seymour	12	716	126	0	0	0	842	70.2
Jonathan Krause	11	11	714	64	0	0	789	71.7
• Darrius Sims	13	0	0	0	571	0	571	43.9
• Brian Kimbrow	12	341	19	0	192	0	552	46.0
Wesley Tate	13	355	149	0	14	0	526	39.8
• Patton Robinette	10	214	0	0	0	0	214	21.4
A. Carta-Samuels	10	115	21	0	0	0	136	13.6
Andre Hal	12	0	0	0	69	61	130	10.8
• Steven Scheu	12	0	123	0	0	0	123	10.2
• Jordan Cunningham	13	0	123	0	0	0	123	9.5
• Kris Kentera	13	0	100	0	0	0	100	7.7
Steven Clarke	13	0	0	0	0	69	69	5.3
Trent Pruitt	13	0	44	24	0	0	68	5.2
Kenny Ladler	13	0	0	0	0	61	61	4.7
• Andrew Williamson	12	0	0	0	0	40	40	3.3
• Latevius Rayford	6	0	29	0	0	0	29	4.8
Fitz Lassing	12	3	25	0	0	0	28	2.3
• Jahmel McIntosh	13	0	0	0	0	25	25	1.9
• Derek King	5	23	0	0	0	0	23	4.6
• Paris Head	13	0	0	0	12	9	21	1.6
• Torren McGaster	13	0	0	0	14	0	14	1.1
Chase Garnham	6	0	0	0	0	9	9	1.5
• Trey Wilkins	7	0	4	0	0	0	4	0.6
• Dillon van der Wal	11	0	4	0	0	0	4	0.4
• Darreon Herring	13	0	0	0	0	3	3	0.2
Carey Spear	13	3	0	0	0	0	3	0.2
• Josh Grady	3	-3	0	0	0	0	-3	-1.0
TEAM	5	-25	0	0	0	0	-25	-5.0
Vanderbilt Totals	13	1807	2958	88	872	277	6002	461.7
Opponents	13	1922	2690	152	460	244	5468	420.6

Vanderbilt Scoring Drives

Opponent	Plays	Yards	Time	Culminating Play
OLE MISS	12	71	6:13	Tate 3-yd. run
OLE MISS	1	55	0:11	Matthews 55-yd. catch from Carta-Samuels
OLE MISS	7	80	3:19	Seymour 3-yd. run
OLE MISS	12	75	5:34	Tate 3-yd. run
OLE MISS	7	80	2:54	Scheu 34-yd. catch from Carta-Samuels
AUSTIN PEAY	11	57	4:16	Spear 25-yd. field goal
AUSTIN PEAY	9	76	4:12	Kimbrow 6-yd. run
AUSTIN PEAY	5	69	2:43	A. Carta-Samuels 1-yd. run
AUSTIN PEAY	5	49	1:43	Seymour 1-yd. run
AUSTIN PEAY	1	39	0:08	Matthews 39-yd. catch from Carta-Samuels
AUSTIN PEAY	3	18	0:22	A. Carta-Samuels 8-yd. run
@SO CAROLINA	1	1	0:03	J. Seymour 1-yd. run
@SO CAROLINA	4	46	0:24	Spear 54-yd. field goal
@SO CAROLINA	10	49	5:10	A. Carta-Samuels 1-yd. run
@SO CAROLINA	1	19	0:08	Tate 19-yd. pass from Carta-Samuels
@UMASS	6	81	3:06	Krause 42-yd. pass from Carta-Samuels
@UMASS	9	32	4:35	Spear 32-yd. field goal
@UMASS	11	80	5:24	Matthews 11-yd. pass from Carta-Samuels
@UMASS	14	89	7:03	Seymour 1-yd. run
UAB	7	80	2:47	Seymour 7-yd. run
UAB	5	44	2:36	Spear 50-yd. field goal
UAB	1	58	0:19	Seymour 58-yd. run
UAB	9	68	2:13	A. Carta-Samuels 1-yd. run
UAB	12	83	6:25	Tate 8-yd. run
UAB	3	69	1:02	Lassing 1-yd. pass from Carta-Samuels
UAB	5	63	1:41	Matthews 5-yd. pass from Carta-Samuels
UAB	5	29	2:34	Robinette 8-yd. run
MIZZOU	15	75	6:46	Tate 2-yd. run
MIZZOU	6	75	2:57	Matthews 26-yd. pass from Carta-Samuels
MIZZOU	8	76	3:57	A. Carta-Samuels 2-yd. run
MIZZOU	3	80	0:30	Krause 35-yd. pass from Carta-Samuels

Opponent	Plays	Yards	Time	Culminating Play
GEORGIA	11	76	5:32	Seymour 4-yd. run
GEORGIA	11	69	6:00	Spear 3-yd. run
GEORGIA	9	36	4:41	Robinette 4-yd. run
GEORGIA	11	60	4:44	Spear 40-yd. field goal
GEORGIA	1	13	0:07	Seymour 13-yd. run
@TEXAS A&M	10	69	4:49	Spear 23-yd. field goal
@TEXAS A&M	4	44	2:12	Krause 30-yd. pass from Robinette
@TEXAS A&M	4	27	0:49	Seymour 4-yd. run
@TEXAS A&M	13	80	5:28	Robinette 7-yd. run
@FLORIDA	14	62	7:04	Spear 31-yd. field goal
@FLORIDA	1	10	0:08	Seymour 10-yd. run
@FLORIDA	4	22	1:55	Robinette 5-yd. run
@FLORIDA	2	4	0:47	Seymour 2-yd. run
@FLORIDA	17	75	7:22	Seymour 1-yd. run
@FLORIDA	4	-4	2:38	Spear 31-yd. field goal
KENTUCKY	3	26	1:16	Kimbrow 21-yd. run
KENTUCKY	10	65	4:18	Spear 26-yd. field goal
KENTUCKY	8	74	4:14	Spear 38-yd. field goal
KENTUCKY	10	55	4:37	Kentera 13-yd. pass from Robinette
@TENNESSEE	11	61	5:29	Seymour 4-yd. run
@TENNESSEE	12	92	4:00	Robinette 5-yd. run
WAKE FOREST	11	88	6:03	Lassing 7-yd. pass from Carta-Samuels
WAKE FOREST	5	41	1:52	Robinette 8-yd. run
WAKE FOREST	11	64	2:59	Spear 41-yd. field goal
WAKE FOREST	12	70	7:02	Spear 25-yd. field goal
WAKE FOREST	11	36	2:52	Spear 38-yd. field goal
HOUSTON	4	73	2:01	Matthews 50-yd. pass from Robinette
HOUSTON	4	16	1:56	Robinette 5-yd. run
HOUSTON	7	44	2:51	Spear 24-yd. field goal
HOUSTON	4	73	1:54	Matthews 50-yd. pass from Robinette
HOUSTON	7	82	3:28	Kimbrow 21-yd. run
HOUSTON	4	-1	2:24	Spear 35-yd. field goal
HOUSTON	2	2	0:54	Seymour 2-yd. run

2013 TEAM STATISTICS

SCORING	PATs									
	TDs	FGs	KICK	RUSH	REC	PASS	DXP	SAF	Pts	
Carey Spear	1	15-19	48-48	0-0	0	0-0	0	0	99	
• Jerron Seymour	14	0-0	0-0	0-0	0	0-0	0	0	84	
• Patton Robinette	7	0-0	0-0	0-0	0	0-0	0	0	42	
Jordan Matthews	7	0-0	0-0	0-0	0	0-0	0	0	42	
Wesley Tate	5	0-0	0-0	0-0	0	0-0	0	0	30	
A. Carta-Samuels	5	0-0	0-0	0-0	0	1-1	0	0	30	
Jonathan Krause	3	0-0	0-0	0-0	0	0-0	0	0	18	
• Brian Kimbrow	3	0-0	0-0	0-0	0	0-0	0	0	18	
Fitz Lassing	2	0-0	0-0	0-0	0	0-0	0	0	12	
• Steven Scheu	1	0-0	0-0	0-0	1	0-0	0	0	8	
• Kris Kentera	1	0-0	0-0	0-0	0	0-0	0	0	6	
Steven Clarke	0	0-0	0-0	0-0	0	0-0	1	0	2	
Vanderbilt Totals	49	15-19	48-48	0-0	1	1-1	1	0	391	
Opponents	40	13-18	37-38	0-0	2	2-2	0	0	320	

FIELD GOALS	FGM-FGA	%	1-29	30-39	40-49	50+	Lg	Blk
Carey Spear	15-19	78.9	5-5	6-8	2-4	2-2	54	0

FIELD GOAL SEQUENCE

	VANDERBILT	OPPONENT
Ole Miss	-	(30), 55, 44
Austin Peay	(25), 38	(20)
at South Carolina	(54)	-
at UMass	(32)	45
UAB	(50)	(33), (20), (37)
Missouri	-	(44), (29), (41)
Georgia	(40), 45	(22), (23)
at Texas A&M	(23)	-
at Florida	(31), (31)	44, (23)
Kentucky	34, (26), (38)	-
at Tennessee	42	33, (32)
Wake Forest	(41), (25), (38)	-
vs. Houston (BBVA Bowl)	(24), (35), (30)	(30)

Numbers in parentheses indicate successful field goals.

PUNTING

	No.	Yds	Avg	LONG	TB	FC	I-20	BLK
• Taylor Hudson	48	2058	42.9	75	2	5	11	0
• Colby Cooke	14	631	45.1	67	2	6	8	0
Vanderbilt Totals	63	2694	42.8	75	4	11	19	0
Opponents	63	2477	39.3	59	8	16	14	0

Individual Defensive Statistics

No.	Name	Games	Tackles			TFL/Yds	Sacks		Pass Def		QBH	Fumbles		Blocked	
			Solo	Ast	Total		No-Yards		Int-Yds	BrUp		Rcv-Yds	FF	Kick	Saf
1	Kenny Ladler	13	65	26	91	1.0-1	.		5-61	4	.	.	5	.	.
35	• Darreon Herring	13	47	37	84	3.0-14	1.5-11		1-3	10	1
31	Javon Marshall	13	49	31	80	5.5-17	1.0-13		1-0	2	.	1-0	.	.	.
23	Andre Hal	12	33	16	49	6.5-13	.		3-61	15	.	1-10	.	.	.
13	• Jake Sealander	13	14	31	45	2.5-6	.		.	1	.	.	1	.	.
28	Karl Butler	11	31	12	43	9.5-28	1.0-6		.	3	.	1-0	.	.	.
12	Steven Clarke	13	32	9	41	.	.		1-69	4	.	1-0	.	.	.
90	Walker May	13	25	16	41	9.5-44	4.0-32		.	1	5	.	1	.	.
92	• Kyle Woestmann	13	21	19	40	7.0-29	6.0-28		.	1	2	.	1	.	.
55	• Caleb Azubike	10	21	10	31	9.5-53	4.0-42		.	1	3
44	• Barron Dixon	13	10	16	26	4.5-15	2.5-10		.	2	1
69	• Adam Butler	12	16	9	25	6.0-18	.		.	2	1	1-0	1	2	.
40	• Ja'karri Thomas	12	9	15	24	2.5-10	1	.	.
36	Chase Garnham	6	18	6	24	2.0-3	.		1-9	.	1
97	Jared Morse	13	13	11	24	2.5-11	2.0-40		.	4	3
21	• Paris Head	13	15	7	22	.	.		3-9	1	.	1-3	.	.	.
32	• Andrew Williamson	12	11	9	20	1.0-2	.		2-40	.	.	1-0	.	.	.
42	• Kellen Williams	13	8	11	19	1.0-2	.		.	2	1	.	1	.	.
53	• Vince Taylor	13	12	6	18	0.5-2	.		.	1	1
27	• Jahmel McIntosh	13	9	8	17	.	.		1-25
45	• Stephen Weatherly	12	8	7	15	3.0-25	2.5-25		.	.	.	1-0	.	.	.
22	• Casey Hughes	13	8	6	14	2.0-7	1	.	.
5	• Torren McGaster	13	9	5	14	1-0	.	.	.
54	• Jimmy Stewart	13	10	5	15	2.5-16	2.0-15		.	1
30	Larry Franklin	12	7	6	13	2.5-9	1.5-8		.	.	1
6	• Darrius Sims	13	8	2	10	.	.		.	1	1	1-0	.	.	.
94	• Torey Agee	8	1	3	4
11	• Harding Harper	13	3	1	4	2.0-4
34	• Andrew East	13	2	2	4
39	Carey Spear	13	3	1	4
49	• Josh Gregory	8	2	.	2
93	• Ladarius Banks	10	1	.	1
29	• Taylor Hudson	12	1	.	1
--	TEAM	5	1
Vanderbilt Totals		13	539	348	887	88-334	28-197		18-277	60	24	11-13	13	2	.
Opponents		13	550	411	961	81-300	33-178		16-244	37	27	7-8	9	.	.

2013 OFFENSIVE STATISTICS

PASSING

	Att-Com-Yds-TD-Int		
	A. Carta-Samuels	J. Grady	P. Robinette
Ole Miss	36-21-300-2-2	DNP	DNP
Austin Peay	22-14-223-1-0	2-1-9-0-1	5-4-41-0-0
at South Carolina	22-12-147-1-1	DNP	DNP
at UMass	27-18-219-2-1	DNP	0-0-0-0-0
UAB	29-23-334-2-1	0-0-0-0-0	0-0-0-0-0
Missouri	41-29-338-2-1	DNP	DNP
Georgia	20-12-111-0-1	DNP	15-9-107-0-1
at Texas A&M	DNP	4-2-18-0-1	28-15-216-1-2
at Florida	DNP	DNP	12-6-57-0-0
Kentucky	24-19-184-0-0	DNP	1-1-13-1-0
at Tennessee	27-21-181-0-1	DNP	4-3-14-0-0
Wake Forest	33-24-231-1-1	DNP	4-2-40-0-0
vs. Houston	DNP	DNP	19-6-154-2-2
TOTALS	281-193-2268-12-9	6-3-27-0-2	88-46-642-4-5

TOP INDIVIDUAL PERFORMANCES OF 2013

Category	Player, Opponent
RUSHING YARDS	107, Jerron Seymour (vs. UAB)
RUSH ATTEMPTS	24, Jerron Seymour (at Florida)
PASSING YARDS	338, Austyn Carta-Samuels (vs. Missouri)
PASS COMPLETIONS	29, Austyn Carta-Samuels (vs. Missouri)
RECEPTIONS	13, Jordan Matthews (at Tennessee)
RECEIVING YARDS	178, Jordan Matthews (vs. Ole Miss)
TDS SCORED	3, Jerron Seymour (at Florida)
TOTAL TACKLES	14 (2x), most recently Kenny Ladler (vs. Missouri)
SOLO TACKLES	10, Kenny Ladler (at South Carolina)
QB SACKS	2 (4x), most recently Caleb Azubike (at Florida)
TACKLES FOR LOSS	2.5, Caleb Azubike (vs. Missouri)
LONGEST KICKOFF RETURN	71, Darrius Sims (at Tennessee)
INTERCEPTIONS	2, Paris Head (at Tennessee)

RUSHING

	#-Yds/TD	MISS	AP	SC	MASS	UAB	MIZZ	UGA	TAMU	UF	UK	UT	WF	UH
• Jerron Seymour	164-716/14	5-43/1	9-41/1	6-39/1	15-56/1	12-107/2	12-65/0	19-75/2	16-53/1	24-62/3	21-77/0	5-9/1	DNP	20-89-1
Wesley Tate	90-355/4	17-39/2	5-17/0	10-71/0	14-64/0	9-53/1	7-27/1	4-10/0	3-3/0	-	-	8-35/0	7-26/0	3-2/0
• Brian Kimbrow	81-341/3	6-37/0	8-41/1	5-16/0	DNP	3-7/0	1-25/0	-	9-31/0	11-38/0	10-27/1	2-(-1)/0	13-45/1	13-75/1
• Patton Robinette	71-214/7	DNP	3-20/0	DNP	-	3-27/1	DNP	9-8/1	12-9/1	9-26/1	1-2/0	10-41/1	12-52/1	15-37/1
A. Carta-Samuels	75-115/5	5-7/0	4-23/2	12-(-5)/1	9-38/0	5-10/1	18-13/1	4-12/0	DNP	DNP	3-21/0	5-10/0	10-28/0	DNP
Jordan Matthews	6-54/0	-	-	-	1-8/0	-	-	1-11/0	-	-	2-31/0	1-(-4)/0	-	1-8/0
• Derek King	5-23/0	DNP	4-19/0	DNP	DNP	1-4/0	DNP	DNP	DNP	-	DNP	-	-	-
Jonathan Krause	1-11/0	-	1-11/0	-	-	-	-	-	-	DNP	DNP	-	-	-
Fitz Lassing	1-3/0	-	-	-	-	-	-	-	DNP	-	-	-	1-3/0	-
Carey Spear	1-3/1	-	-	-	-	-	-	1-3/1	-	-	-	-	-	-
• Josh Grady	5-(-3)/0	DNP	1-(-3)/0	DNP	DNP	1-(-1)/0	DNP	DNP	3-1/0	DNP	DNP	DNP	DNP	DNP
TEAM	4-(-25)/0	-	-	-	-	1-(-1)/0	-	-	1-(-2)/0	-	-	-	2-(-22)/0	-

RECEIVING

	#-Yds/TD	MISS	AP	SC	MASS	UAB	MIZZ	UGA	TAMU	UF	UK	UT	WF	UH
Jordan Matthews	112-1477/7	10-178/1	6-111/1	8-106/0	8-76/1	8-115/1	7-123/1	11-89/0	8-92/0	5-45/0	12-141/0	13-133/0	11-125/-	5-143/2
Jonathan Krause	42-714/3	6-66/0	2-60/0	1-10/0	6-105/1	4-108/0	5-81/1	5-89/0	3-89/1	DNP	DNP	3-43/0	6-52/0	1-11/0
Wesley Tate	18-149/1	3-13/0	-	1-19/1	1-26/0	1-18/0	6-57/0	1-7/0	-	-	-	5-9/0	-	-
• Jerron Seymour	19-126/0	-	-	1-5/0	2-9/0	3-45/0	5-31/0	2-10/0	1-11/0	-	2-5/0	3-10/0	DNP	-
• Steven Scheu	9-123/1	2-43/1	1-8/0	-	1-3/0	1-8/0	-	-	1-13/0	DNP	-	-	3-48/0	-
• Jordan Cunningham	15-123/0	-	7-67/0	-	-	2-12/0	-	1-8/0	2-16/0	-	1-4/0	-	2-16/0	-
• Kris Kentera	10-100/1	-	-	1-7/0	-	1-10/0	5-39/0	-	1-8/0	-	1-13/1	-	1-23/0	-
Trent Pruitt	3-44/0	-	-	-	-	-	-	1-15/0	-	1-12/0	1-17/0	-	-	-
• Latevius Rayford	2-29/0	DNP	1-24/0	DNP	-	-	-	-	1-5/0	DNP	DNP	DNP	DNP	DNP
Fitz Lassing	4-25/2	-	-	-	-	3-18/1	-	-	DNP	-	-	-	1-7/1	-
A. Carta-Samuels	1-21/0	-	-	-	1-21/0	-	-	-	DNP	DNP	-	-	-	DNP
• Brian Kimbrow	5-19/0	-	-	-	DNP	-	1-7/0	-	-	-	2-12/0	-	2-0/0	-
• Dillon van der Wal	1-4/0	-	1-4/0	-	DNP	-	DNP	-	-	-	-	-	-	-
• Trey Wilkins	2-4/0	-	1-(-1)/0	DNP	DNP	DNP	-	DNP	DNP	-	1-5/0	DNP	-	-

PUNT RETURNS

	#-Yds	SC	NW	PC	UGA	MIZZ	FLA	AU	MASS	UK	MISS	UT	WF	UH
Jonathan Krause	18-64	1-2	5-32	1-0	2-21	3--9	-	2-0	-	DNP	DNP	-	-	4-18
Trent Pruitt	5-24	-	2-8	-	-	-	-	-	-	-	1-(-2)	-	2-18	-

KICK RETURNS

	#-Yds	SC	NW	PC	UGA	MIZZ	FLA	AU	MASS	UK	MISS	UT	WF	UH
• Darrius Sims	25-571	1-34	2-2	5-128	2-60	4-96	-	-	-	1-13	1-18	3-108	3-50	3-62
• Brian Kimbrow	12-192	1-12	-	-	DNP	-	4-75	4-79	3-26	-	-	-	-	-
Andre Hal	4-69	1-11	-	-	-	1-18	-	1-19	1-21	-	-	-	DNP	-
• Torren McGaster	1-14	-	-	1-14	-	-	-	-	-	-	-	-	-	-
Wesley Tate	2-14	-	-	-	-	-	-	-	1-14	1-0	-	-	-	-
• Paris Head	1-12	-	-	-	-	-	-	-	-	-	1-12	-	-	-

2013 DEFENSIVE STATISTICS

TACKLES

	SOLO-ASSISTED-TOTAL	MISS	AP	SC	MASS	UAB	MIZZ	UGA	TAMU	UF	UK	UT	WF	UH
Kenny Ladler	65-26-91	6-1	2-1	10-4	2-4	1-4	9-5	9-0	8-2	5-0	5-3	3-0	2-1	3-1
• Darreon Herring	47-37-84	4-1	1-2	5-4	2-6	3-2	2-6	7-3	3-6	6-1	4-2	4-1	3-2	4-0
Javon Marshall	49-31-80	9-0	1-1	4-4	2-5	2-5	2-5	6-1	3-2	7-1	4-2	5-2	2-2	2-1
Andre Hal	33-16-49	7-2	1-1	3-1	2-3	0-2	2-1	3-0	0-1	5-0	2-1	2-1	DNP	6-3
• Jake Sealand	14-31-45	0-1	0-2	3-5	0-8	1-3	1-4	2-0	1-4	3-1	1-2	1-0	0-1	1-0
Karl Butler	31-12-43	3-0	2-2	2-2	DNP	DNP	-	1-1	2-5	1-0	6-0	4-1	5-1	5-0
Steven Clarke	32-9-41	2-1	3-0	2-2	1-0	0-1	2-2	7-0	4-3	4-0	2-0	2-0	2-0	1-0
Walker May	25-16-41	0-1	2-1	3-1	0-3	0-1	1-3	4-1	2-1	1-0	3-1	4-2	4-1	1-0
• Kyle Woestmann	21-19-40	5-2	0-1	3-3	0-3	1-2	0-2	2-2	3-1	2-0	1-2	3-0	-	1-1
• Caleb Azubike	21-10-31	1-1	2-1	3-2	4-0	1-1	5-2	2-1	-	2-2	1-0	DNP	DNP	DNP
• Barron Dixon	10-16-26	0-1	1-2	1-0	-	3-3	1-1	1-2	0-4	2-1	-	-	-	1-2
• Adam Butler	16-9-25	1-0	DNP	2-4	3-3	2-0	1-1	-	-	1-0	2-0	2-1	2-0	-
Chase Garnham	18-6-24	1-1	DNP	DNP	DNP	DNP	DNP	DNP	DNP	2-0	1-1	7-3	2-1	5-0
Jared Morse	13-11-24	0-2	1-0	0-2	0-1	1-1	0-1	0-2	0-1	2-0	4-0	2-1	2-0	1-0
• Ja'karri Thomas	9-15-24	1-0	0-2	1-1	1-3	2-2	1-1	0-1	1-2	2-2	-	-	-	0-1
• Paris Head	15-7-22	1-0	1-0	3-0	1-1	1-1	0-1	-	2-1	2-0	1-1	-	3-1	0-1
• Kellen Williams	9-11-20	-	4-5	1-0	1-0	1-3	0-1	1-0	0-1	-	0-1	-	-	1-0
• Andrew Williamson	11-9-20	3-0	1-1	1-2	2-2	0-2	-	-	0-1	1-0	-	3-0	DNP	0-1
• Stephen Weatherly	12-7-19	2-0	DNP	1-2	-	1-0	0-1	-	1-0	2-0	0-2	1-2	-	4-0
• Vince Taylor	12-6-18	2-2	-	1-1	0-1	1-2	-	2-0	2-0	2-0	2-0	-	-	-
• Jahmel McIntosh	9-8-17	0-1	1-2	0-1	-	-	1-2	-	1-0	1-0	-	1-1	3-1	1-0
• Casey Hughes	9-6-15	-	2-1	1-0	1-2	2-1	1-2	-	1-0	-	-	-	-	1-0
• Torren McGaster	10-5-15	0-1	1-0	-	1-1	2-0	1-1	-	1-1	-	1-0	1-0	1-1	1-0
• Jimmy Stewart	10-5-15	-	2-0	1-0	-	-	0-3	1-0	0-1	1-0	1-0	2-1	-	2-0
Larry Franklin	5-6-11	1-0	0-1	1-0	0-2	0-3	2-0	-	-	1-0	DNP	-	-	-
• Darrius Sims	8-2-10	-	-	3-0	-	2-0	0-2	-	2-0	1-0	-	-	-	-
• Torey Agee	1-3-4	DNP	0-2	DNP	DNP	1-0	DNP	DNP	0-1	-	-	-	-	-
• Andrew East	2-2-4	-	-	0-1	-	-	0-1	-	-	-	1-0	-	1-0	-
• Harding Harper	3-1-4	-	2-1	1-0	-	-	-	-	-	-	-	-	-	-
Carey Spear	3-1-4	-	-	-	-	0-1	-	-	-	1-0	-	1-0	-	1-0
• Josh Gregory	2-0-2	DNP	DNP	DNP	-	2-0	-	-	-	-	-	-	DNP	DNP
Ladarius Banks	1-0-1	-	-	DNP	DNP	-	-	DNP	1-0	-	-	-	-	-
• Taylor Hudson	1-0-1	-	-	-	-	-	-	-	-	1-0	-	-	-	-

INTERCEPTIONS/RET.

	No.-Yds	MISS	AP	SC	MASS	UAB	MIZZ	UGA	TAMU	UF	UK	UT	WF	UH
Kenny Ladler	5-61	-	-	-	-	1-0	-	-	1-32	1-28	1-0	1-1	-	-
Andre Hal	3-61	-	-	-	-	-	-	-	-	1-20	1-12	-	DNP	1-29
• Paris Head	3-9	-	-	-	-	-	-	-	-	-	1-0	2-9	-	-
• Andrew Williamson	2-40	-	-	-	-	-	-	-	-	1-38	1-2	-	DNP	-
Javon Marshall	1-0	-	-	-	-	-	-	1-0	-	-	-	-	-	-
Steven Clarke	1-69	-	-	1-69	-	-	-	-	-	-	-	-	-	-
• Darreon Herring	1-3	-	-	-	-	1-3	-	-	-	-	-	-	-	-
Chase Garnham	1-9	-	DNP	DNP	DNP	DNP	DNP	DNP	DNP	-	-	-	1-9	-
• Jahmel McIntosh	1-25	-	-	-	-	-	-	-	-	-	-	-	-	1-25

QB SACKS

	UA-A-TOTAL	SC	NW	PC	UGA	MIZZ	FLA	AU	MASS	UK	MISS	UT	WF	UH
• Kyle Woestmann	5-2-6.0	2-0-8	-	-	-	0.5-3	-	-	2-0-6	1-0-8	-	-	-	0.5-3
Walker May	3-2-4.0	-	1.0-10	-	-	-	0.5-3	-	-	1-0-6	-	0.5-4	1.0-9	-
• Caleb Azubike	4-0-4.0	-	1.0-6	-	1.0-4	-	-	-	-	2.0-32	-	DNP	DNP	DNP
• Stephen Weatherly	3-1-3.5	1.0-6	DNP	-	-	-	-	-	-	-	-	1.5-19	-	1.0-2
• Barron Dixon	2-1-2.5	-	-	-	-	1.0-2	0.5-2	-	-	-	-	-	-	1.0-6
• Jimmy Stewart	2-0-2.0	-	2.0-15	-	-	-	-	-	-	-	-	-	-	-
Larry Franklin	1-1-1.5	-	-	-	-	0.5-4	1.0-4	-	-	-	DNP	-	-	-
• Darreon Herring	1-1-1.5	1.0-8	-	-	-	-	-	-	-	-	-	-	-	0.5-3
Jared Morse	1-0-1.0	-	-	-	-	-	-	-	-	-	1.0-5	-	-	-
Javon Marshall	1-0-1.0	-	-	-	-	-	-	-	-	1.0-13	-	-	-	-

FUMBLES

	FF/FR	MISS	AP	SC	MASS	UAB	MIZZ	UGA	TAMU	UF	UK	UT	WF	UH
Kenny Ladler	5/-	-	-	-	-	-	1/-	1/-	2/-	-	-	1/-	-	-
• Casey Hughes	2/-	1/-	-	1/-	-	-	-	-	-	-	-	-	-	-
• Kellen Williams	2/-	-	-	1/-	-	-	-	-	1/-	-	-	-	-	-
• Jake Sealand	1/-	-	-	-	-	-	-	1/-	-	-	-	-	-	-
• Paris Head	-/1	-	-/1	-	-	-	-	-	-	-	-	-	-	-
• Darrius Sims	-/1	-	-	-/1	-	-	-	-	-	-	-	-	-	-
• Andrew Williamson	-/1	-	-	-/1	-	-	-	-	-	-	-	-	-	-/1
• Adam Butler	1/1	-	DNP	-	1/1	-	-	-	-	-	-	-	-	-
• Ja'karri Thomas	1/-	-	-	-	-	-	1/-	-	-	-	-	-	-	-
• Torren McGaster	-/1	-	-	-	-	-	-	-/1	-	-	-	-	-	-
• Stephen Weatherly	-/1	-	-	-	-	-	-	-	-/1	-	-	-	-	-

2013 STARTERS/STATISTICS

STARTERS (OFF.)

	WR	WR	WR/TE/FB	TE	QB	RB	LT	LG	C	RG	RT
Ole Miss	Krause	Matthews	Lassing (FB)	Jelks (OT)	Carta-Samuels	Tate	Johnson	White	Townsend	Pulley	Bridges
Austin Peay	Krause	Matthews	Lassing (FB)	Scheu	Carta-Samuels	Tate	Johnson	White	Townsend	Pulley	Bridges
at S. Carolina	Krause	Matthews	Cunningham	Scheu	Carta-Samuels	Seymour	Johnson	Bernstein	Townsend	Pulley	Bridges
at UMass	Krause	Matthews	Lassing (FB)	White (OT)	Carta-Samuels	Tate	Johnson	Bernstein	Townsend	Pulley	Jelks
UAB	Krause	Matthews	Kentera (HB)	Scheu	Carta-Samuels	Tate	Johnson	Bernstein	Townsend	Pulley	Jelks
Missouri	White (OG)	Matthews	Lassing (FB)	Gouger (OG)	Carta-Samuels	Seymour	Johnson	Bernstein	Townsend	Pulley	Jelks
Georgia	Krause	Matthews	Lassing (FB)	Scheu	Carta-Samuels	Seymour	Johnson	Bernstein	Townsend	Pulley	Jelks
at Texas A&M	Krause	Matthews	Scheu (TE)	White (OT)	Robinette	Seymour	Johnson	Bernstein	Townsend	Pulley	Jelks
at Florida	Cunningham	Matthews	Lassing (FB)	van der Wal	Robinette	Seymour	Johnson	Bernstein	Townsend	Pulley	Jelks
Kentucky	Cunningham	Matthews	Pruitt	Kentera (HB)	Carta-Samuels	Seymour	Johnson	Bernstein	Townsend	Pulley	Jelks
at Tennessee	Krause	Matthews	Cunningham	Kentera (HB)	Carta-Samuels	Seymour	Johnson	Bernstein	Townsend	Pulley	Jelks
Wake Forest	Krause	Matthews	Cunningham	Pruitt (WR)	Carta-Samuels	Tate	Johnson	Bernstein	Townsend	Pulley	White
vs. Houston (BBVA)	Krause	Matthews	Cunningham	Scheu	Robinette	Seymour	Johnson	Bernstein	Townsend	Pulley	Jelks

Note: All starters shown in **bold** are 2014 returnees

STARTERS (DEF.)

	DE	DT	DT	DE	OLB	MLB	OLB	CB	SS	FS	CB
Ole Miss	Woestmann	A. Butler	Taylor	May	Herring	Garnham	K. Butler	Hal	Marshall	Ladler	Clarke
Austin Peay	Woestmann	Morse	Taylor	May	Herring	Sealand	K. Butler	Hal	Marshall	Ladler	Clarke
at S. Carolina	Woestmann	Morse	Taylor	May	Herring	Sealand	K. Butler	Hal	Marshall	Ladler	Clarke
at UMass	Woestmann	A. Butler	Taylor	May	Herring	Sealand	Franklin	Hal	Marshall	Ladler	Clarke
UAB	Woestmann	A. Butler	Taylor	May	Herring	Sealand	Franklin	Hal	Marshall	Ladler	Clarke
Missouri	Woestmann	A. Butler	Taylor	May	Herring	Sealand	Franklin	Hal	Marshall	Ladler	Clarke
Georgia	Woestmann	Morse	Taylor	May	Herring	Sealand	K. Butler	Hal	Marshall	Ladler	Clarke
at Texas A&M	Woestmann	Morse	Dixon	May	Herring	Head (CB)	K. Butler	McGaster	Marshall	Ladler	Clarke
at Florida	Woestmann	Morse	Taylor	May	Herring	Garnham	K. Butler	Hal	Marshall	Ladler	Clarke
Kentucky	Woestmann	Morse	Taylor	May	Herring	Garnham	K. Butler	Hal	Marshall	Ladler	Clarke
at Tennessee	Woestmann	Morse	A. Butler	May	Herring	Garnham	K. Butler	Hal	Marshall	Ladler	Clarke
Wake Forest	Woestmann	Morse	Taylor	May	Herring	Garnham	K. Butler	Head	Marshall	McIntosh	Clarke
vs. Houston (BBVA)	Woestmann	Morse	A. Butler	May	Herring	Garnham	K. Butler	Hal	Marshall	Ladler	Clarke

Note: All starters shown in **bold** are 2014 returnees

GAME-BY-GAME TEAM COMPARISONS

(NOTE: GAME TOTALS ARE DISPLAYED IN THE FORMAT TEAM/OPPONENT FOR EACH CATEGORY)

	SCORE	1ST DOWNS	RUSHING	PASSING	RUSH YDS	PASS YDS	PLAYS-TOTAL YDS	RET. YDS	TURNOVERS
Ole Miss	L, 35-39	19/28	7/10	11/17	33-126/37-206	300/283	69-426/84-489	59/27	2/0
Austin Peay	W, 38-3	21/6	7/5	12/1	35-169/34-85	273/54	64-442/50-139	45/69	1/1
at South Carolina	L, 25-35	14/31	7/13	7/18	33-121/49-220	147/359	55-268/87-579	211/44	2/3
at UMass	W, 24-7	23/17	11/7	12/8	39-166/31-99	240/149	67-406/64-248	81/36	2/1
UAB	W, 52-24	23/17	10/6	11/10	35-206/29-156	334/206	64-540/65-362	108/67	1/2
Missouri	L, 28-51	27/29	11/13	14/14	38-130/43-245	338/278	79-468/71-523	75/45	1/0
Georgia	W, 31-27	21/16	9/8	10/6	38-119/35-107	218/114	73-337/63-221	108/55	2/3
at Texas A&M	L, 24-56	19/28	7/11	12/17	44-95/32-182	234/376	76-329/78-558	93/86	3/5
at Florida	W, 34-17	12/26	9/6	3/16	44-126/34-39	57/305	56-183/80-344	99/87	0/4
Kentucky	W, 22-6	14/17	6/8	6/7	37-116/40-142	197/120	62-313/68-262	42/22	0/4
at Tennessee	W, 14-10	15/18	4/12	8/3	31-90/45-184	195/53	62-285/65-237	118/91	4/3
Wake Forest	W, 23-21	22/15	11/7	10/8	45-132/24-111	271/155	82-403/58-266	77/82	2/1
Houston (BBVA)	W, 41-24	14/12	8/4	4/8	52-211/27-146	154/238	71-365/76-384	90/149	3/3
Totals	391-320	245/260	107/110	120/133	504-1607/433-1922	2958/2690	880-4765/819-4612	1206/860	23/30

GAME-BY-GAME TEAM COMPARISONS

(NOTE: GAME TOTALS ARE DISPLAYED IN THE FORMAT TEAM/OPPONENT FOR EACH CATEGORY)

	3RD DOWN	4TH DOWN	TIME POSS	MARGIN	YDS/RUSH	YDS/PASS	YDS/PLAY	PUNTING	PENALTY YDS
Ole Miss	8-16/6-14	1-1/1-1	30:46/29:14	1:32	3.8/5.6	8.3/6.0	6.2/5.8	5-40.0/4-44.8	40/49
Austin Peay	4-11/3-14	0-0/0-0	29:13/30:47	-1:34	4.8/2.5	9.4/3.4	6.9/2.8	4-48.2/10-35.9	24/51
at South Carolina	2-12/11-17	3-3/2-3	22:50/37:10	-14:20	3.7/4.5	6.7/9.4	4.9/6.7	6-46.7/3-29.3	0/30
at UMass	8-13/8-16	2-3/1-1	32:19/27:41	4:38	4.3/3.2	8.6/4.5	6.1/3.9	1-52.0/6-37.0	35/20
UAB	5-10/4-15	0-0/0-1	29:24/30:36	-1:12	5.9/5.4	11.5/5.7	8.4/5.6	3-43.7/5-45.0	62/42
Missouri	5-14/4-11	2-4/2-3	30:02/29:58	0:04	3.4/5.7	8.2/9.9	5.9/7.4	4-43.0/1-42.0	64/52
Georgia	5-15/4-14	2-2/1-2	35:10/24:50	10:20	3.1/3.1	6.2/4.1	4.6/3.5	5-38.0/5-44.0	63/45
at Texas A&M	3-14/7-11	2-4/2-3	35:07/24:53	10:14	2.2/5.7	7.3/8.2	4.3/7.2	6-32.0/1-45.0	5/35
at Florida	4-13/5-14	2-2/2-2	29:00/31:00	-2:00	2.9/1.1	4.8/6.6	3.3/4.3	5-45.2/2-40.0	57/84
Kentucky	4-15/7-16	2-3/0-2	32:32/27:28	5:04	3.1/3.5	7.9/4.3	5.0/3.9	5-46.4/5-34.6	74/85
at Tennessee	4-13/4-13	1-1/0-1	31:45/28:15	3:30	2.9/4.1	6.3/2.7	4.6/3.6	5-37.8/5-37.0	74/61
Wake Forest	6-19/4-13	4-4/1-1	38:09/21:51	16:18	2.9/4.6	7.3/4.6	4.9/4.6	4-46.2/6-37.2	10/25
Houston (BBVA)	2-17/1-17	1-1/1-3	35:41/24:19	11:12	4.1/5/4	8/1/4/9	5.1/5/1	10-45.2/10-43.6	10/72
Totals	60-182/68-185	22-28/14-25	411:58/368:02	43:56	3.6/4.2	7.9/6.0	5.4/5.1	63-42.8/63-39.3	518/651

STATISTICAL COMPARISONS

3RD DOWNS

	SCORE	OVERALL	1ST QTR	2ND QTR	3RD QTR	4TH QTR
Ole Miss	L, 35-39	8-16 (50.0%)	2-5 (40.0%)	2-2 (100.0%)	2-3 (66.7%)	2-6 (33.3%)
Austin Peay	W, 38-3	4-11 (36.4%)	1-5 (20.0%)	1-2 (50.0%)	0-1 (0.0%)	2-3 (66.7%)
at South Carolina	L, 25-35	2-12 (16.7%)	0-3 (0.0%)	1-3 (33.3%)	0-2 (0.0%)	1-4 (25.0%)
at UMass	W, 24-7	8-13 (61.5%)	0-1 (0.0%)	2-4 (50.0%)	2-3 (66.7%)	4-5 (80.0%)
UAB	W, 52-24	5-10 (50.0%)	1-2 (50.0%)	1-4 (25.0%)	1-2 (50.0%)	2-2 (100.0%)
Missouri	L, 28-51	5-14 (35.7%)	2-5 (40.0%)	2-5 (40.0%)	0-1 (0.0%)	1-3 (33.3%)
Georgia	W, 31-27	5-15 (33.3%)	1-3 (33.3%)	1-3 (33.3%)	1-3 (33.3%)	2-6 (33.3%)
at Texas A&M	L, 24-56	3-14 (21.4%)	0-3 (0.0%)	2-5 (40.0%)	1-5 (20.0%)	0-1 (0.0%)
at Florida	W, 34-17	4-13 (30.8%)	1-4 (25.0%)	0-2 (0.0%)	3-4 (75.0%)	0-3 (0.0%)
Kentucky	W, 22-6	4-15 (26.7%)	1-5 (20.0%)	1-3 (33.3%)	1-3 (33.3%)	1-4 (25.0%)
at Tennessee	W, 14-10	4-13 (30.8%)	2-3 (66.7%)	1-4 (25.0%)	0-2 (0.0%)	1-4 (25.0%)
Wake Forest	W, 23-21	6-19 (31.6%)	1-3 (33.3%)	1-4 (25.0%)	2-6 (33.3%)	2-6 (33.3%)
vs. Houston (BBVA)	W, 41-24	2-17 (11.7%)	0-4 (0.0%)	1-5 (20%)	0-4 (0%)	1-4 (25%)
Vanderbilt Totals		60-182 (33.0%)	12-46 (26.1%)	16-46 (34.8%)	13-39 (33.3%)	19-51 (37.3%)
Opponents		68-185 (36.8%)	18-43 (41.9%)	19-50 (38.0%)	21-50 (42.0%)	10-42 (23.8%)

4TH DOWNS

	SCORE	OVERALL	1ST QTR	2ND QTR	3RD QTR	4TH QTR
Ole Miss	L, 35-39	1-1 (100.0%)	0-0 (0.0%)	0-0 (0.0%)	0-0 (0.0%)	1-1 (100.0%)
Austin Peay	W, 38-3	0-0 (0.0%)	0-0 (0.0%)	0-0 (0.0%)	0-0 (0.0%)	0-0 (0.0%)
at South Carolina	L, 25-35	3-3 (100.0%)	0-0 (0.0%)	0-0 (0.0%)	2-2 (100.0%)	1-1 (100.0%)
at UMass	W, 24-7	2-3 (66.7%)	0-1 (0.0%)	1-1 (100.0%)	0-0 (0.0%)	1-1 (100.0%)
UAB	W, 52-24	0-0 (0.0%)	0-0 (0.0%)	0-0 (0.0%)	0-0 (0.0%)	0-0 (0.0%)
Missouri	L, 28-51	2-4 (50.0%)	0-0 (0.0%)	1-1 (100.0%)	1-1 (100.0%)	0-2 (0.0%)
Georgia	W, 31-27	2-2 (100.0%)	0-0 (0.0%)	1-1 (100.0%)	0-0 (0.0%)	1-1 (100.0%)
at Texas A&M	L, 24-56	2-4 (50.0%)	1-1 (100.0%)	0-1 (0.0%)	0-1 (0.0%)	1-1 (100.0%)
at Florida	W, 34-17	2-2 (100.0%)	1-1 (100.0%)	0-0 (0.0%)	1-1 (100.0%)	0-0 (0.0%)
Kentucky	W, 22-6	2-3 (66.7%)	1-1 (100.0%)	0-0 (0.0%)	0-1 (0.0%)	1-1 (100.0%)
at Tennessee	W, 14-10	1-1 (100.0%)	0-0 (0.0%)	0-0 (0.0%)	0-0 (0.0%)	1-1 (100.0%)
Wake Forest	W, 23-21	4-4 (100.0%)	1-1 (100.0%)	1-1 (100.0%)	1-1 (100.0%)	1-1 (100.0%)
vs. Houston (BBVA)	@, 41-24	1-1 (100.0%)	1-1 (100.0%)	0-0 (0.0%)	0-0 (0.0%)	0-0 (0.0%)
Vanderbilt Totals		22-28 (77.8%)	5-6 (83.3%)	4-5 (80.0%)	5-7 (71.4%)	8-10 (80.0%)
Opponents		14-26 (53.9%)	1-1 (100.0%)	3-5 (60.0%)	5-7 (71.4%)	4-12 (33.3%)

VANDERBILT-INSIDE OPPONENT 20-YARD LINE

OPPONENT	SCORE	Times in RZ	Times SCORED	TOTAL PTS	RUSH TDS	PASS TDS	TDS	FG MADE	-----FAILED IN RED ZONE-----					
									FGA	DOWNS	INT	FUMB	HALF	GM
Ole Miss	L, 35-39	3	3	21	3	3	0	0	0	0	0	0	0	0
Austin Peay	W, 38-3	5	5	31	4	4	0	1	0	0	0	0	0	0
at South Carolina	L, 25-35	5	3	22	3	2	1	0	0	0	1	1	0	0
at Massachusetts	W, 24-7	5	3	17	2	1	1	1	0	0	0	1	1	0
UAB	W, 52-24	6	6	42	6	4	2	0	0	0	0	0	0	0
Missouri	L, 28-51	2	2	14	2	2	0	0	0	0	0	0	0	0
Georgia	W, 31-27	5	5	31	4	4	0	1	0	0	0	0	0	0
at Texas A&M	L, 24-56	3	3	17	2	2	0	1	0	0	0	0	0	0
at Florida	W, 34-17	6	6	34	4	4	0	2	0	0	0	0	0	0
Kentucky	W, 22-6	4	3	13	1	0	1	2	1	0	0	0	0	0
at Tennessee	W, 14-10	3	2	14	2	2	0	0	0	0	0	1	0	0
Wake Forest	W, 23-21	5	5	23	2	1	1	3	0	0	0	0	0	0
vs. Houston (BBVA)	W, 41-24	4	4	20	2	0	0	2	0	0	0	0	0	0
Vanderbilt Totals		56	50	299	37	29	6	13	1	0	1	3	1	0

Vanderbilt Season Totals: 46 of 52 (89.3%)

OPPONENTS-INSIDE VANDERBILT 20-YARD LINE

OPPONENT	SCORE	Times in RZ	Times SCORED	TOTAL PTS	RUSH TDS	PASS TDS	TDS	FG MADE	-----FAILED IN RED ZONE-----					
									FGA	DOWNS	INT	FUMB	HALF	GM
Ole Miss	L, 35-39	5	5	32	4	4	0	1	0	0	0	0	0	0
Austin Peay	W, 38-3	1	1	3	0	0	0	1	0	0	0	0	0	0
at South Carolina	L, 25-35	3	3	21	3	2	1	0	0	0	0	0	0	0
at Massachusetts	W, 24-7	1	1	7	1	0	1	0	0	0	0	0	0	0
UAB	W, 52-24	4	4	16	1	0	1	3	0	0	0	0	0	0
Missouri	L, 28-51	6	5	31	4	2	2	1	0	1	0	0	0	0
Georgia	W, 31-27	4	4	20	2	2	0	2	0	0	0	0	0	0
at Texas A&M	L, 24-56	7	6	42	6	2	4	0	0	0	0	1	0	0
at Florida	W, 34-17	4	3	17	2	1	1	1	0	1	0	0	0	0
Kentucky	W, 22-6	1	1	6	1	1	0	0	0	0	0	0	0	0
at Tennessee	W, 14-10	4	2	10	1	1	0	1	1	0	1	0	0	0
Wake Forest	W, 23-21	2	2	14	2	2	0	0	0	0	0	0	0	0
vs. Houston (BBVA)	W, 41-24	3	4	17	1	1	0	1	0	0	1	0	0	0
Opponent Totals		46	40	236	28	18	10	11	1	2	2	1	0	0

Opponent Season Totals: 40 of 46 (87.0%)

THE LAST TIME VANDERBILT...

Vanderbilt

VANDERBILT – INDIVIDUALS

The Last Time... Player, Date

Player scored 3 TDs	Jerron Seymour, at Florida (3, 11/9/2013)
Player scored 4 TDs or more.....	Earl Bennett, vs. Kentucky (5, 11/12/2005)
QB passes for 3 TDs	Chris Nickson, vs. Kentucky (3, 11/15/2008)
QB passes for 4 & more TDs	Jay Cutler, vs. Kentucky (5, 11/12/2005)
QB passed for 200+ yards	Carta-Samuels, vs. Wake Forest (231, 11/30/2013)
QB passed for 300+ yards.....	A. Carta-Samuels, vs. Missouri (338, 10/5/2013)
QB passed for 400+ yards.....	Chris Nickson, at Kentucky (446, 11/11/2006)
70-yard (+) reception.....	Rodgers-Matthews, vs. Tennessee (71, 11/17/2012)
Rushed for 100+ yards	Jerron Seymour, vs. UAB (107, 9/28/2013)
Rushed for 200+ yards	Frank Mordica, vs. Air Force (321, 11/18/1978)
Rushed for 300+ yards	Frank Mordica, vs. Air Force (321, 11/18/1978)
70-yard (+) rush	Zac Stacy, at Wake Forest (90, 11/24/2012)
Rushed for 3 (+) TDs	Jerron Seymour, at Florida (3, 11/9/2013)
Receiver had 100+ yards.....	Jordan Matthews, vs. Houston (143, 1/4/2014)
Receiver had 200+ yards	Earl Bennett, vs. Richmond (223, 9/1/2007)
Had at least two TD receptions	Jordan Matthews, vs. Houston (143, 1/4/2014)
Had three (+) TD receptions	Earl Bennett, vs. Richmond, (3, 9/1/2007)
Returned kickoff for TD	Andre Hal, vs. Georgia (96, 10/15/2011)
Returned punt for TD	Jonathan Krause, at Wake Forest (83, 11/24/2012)
Returned INT for TD	Trey Wilson, vs. UMass (17, 10/27/2012)
Fumble return for TD	Sean Richardson, vs. Boston College (0, 12/31/2008)
Kicked three or more FGs	Carey Spear, vs. Wake Forest (3, 11/30/2013)
Kicked 50-yard (+) FG.....	Carey Spear, at South Carolina (54, 9/14/2013)
Had 70-yard (+) punt.....	Taylor Hudson, at South Carolina (75, 9/14/2013)
Blocked opponent punt	Andrew Williamson, at Wake Forest (11/24/2012)
Returned blocked punt for TD	Casey Hughes, at Wake Forest (0, 11/24/2012)
Blocked opponent FG	Adam Butler, at Tennessee (11/23/2013)
Blocked a PAT attempt	Adam Butler, vs. Kentucky (11/16/2013)
Scored on safety	Team, at Missouri (10/6/2012)

VANDERBILT – TEAM

The Last Time... Opponent, Date

Achieved 30 (+) first downs.....	vs. Western Carolina (33, 9/5/2009)
Topped 500+ Yards in Total Offense.....	vs. UAB (540, 9/28/2013)
300 or more passing yards.....	vs. Missouri (338, 10/5/2013)
400 or more passing yards.....	vs. Kentucky (446, 11/11/2006)
Rushed for 200+ yards.....	vs. Houston, BBVA Compass Bowl (211, 1/4/2014)
Rushed for 300+ yards	vs. Presbyterian (410, 9/15/2012)
Rushed for 400+ yards	vs. Presbyterian (410, 9/15/2012)
Scored 40 points or more.....	vs. Houston, BBVA Compass Bowl (41, 1/4/2014)
Held foe under 100 total yards	vs. Chattanooga (93, 9/6/2003)
Held foe between 100-200 total yards	vs. Austin Peay (139, 9/7/2013)
Held foe under 100 rushing yards	at Florida (39, 11/9/2013)
Held foe under 100 passing yards	at Tennessee (53, 11/23/2013)
Held foe scoreless	at Kentucky (40-0, 11/3/2012)

Opponents

OPPONENT – INDIVIDUALS

The Last Time a VU Opponent... Player (Team) Date

Player scored three TDs.....	Jeff Driskel, Florida (3, 10/13/2012)
Player scored four TDs or more.....	Justin Boyles, Duke (4, 10/28/2006)
QB passes for three TDs	Johnny Manziel, Texas A&M (4, 10/26/2013)
QB passes for four TDs	Johnny Manziel, Texas A&M (4, 10/26/2013)
QB passed for 200+ yards	John Korn, Houston (105, 1/4/2014)
QB passed for 300+ yards.....	Tyler Murphy, Florida (305, 11/9/2013)
QB passed for 400+ yards	Bo Wallace, Ole Miss (403, 11/10/2012)
70-yard (+) reception.....	Berkstresser-Sasser, Missouri (85, 10/6/2012)
Rushed for 100+ yards	Jeff Scott, Ole Miss (138, 8/29/2013)
Rushed for 200+ yards	Arian Foster, Tennessee (223, 11/19/2005)
Rushed for 3 (+) TDs	Jeff Driskel, Florida (3, 10/13/2012)
70-yard (+) rush.....	Jeff Scott, Ole Miss (75, 8/29/2013)
Receiver had 100+ yards	Markeith Ambles, Houston (105, 1/4/2014)
Receiver had 200+ yards.....	Craig Yeast, Kentucky (269, 11/13/1998)
Had three (+) TD receptions.	Sidney Rice, South Carolina (3, 10/22/2005)
Returned VU kickoff for TD.	Mike Wallace, Ole Miss (98, 9/20/2008)
Returned VU punt for TD.....	C. Patterson, Tennessee (81, 11/17/2012)
Returned VU INT for TD.....	Justin Jackson, Wake Forest (63, 11/30/2013)
Returned VU fumble for TD	Jerry Franklin, Arkansas (94, 10/29/2011)
Kicked three or more FGs.....	Bryson Rose, Ole Miss (4, 11/3/2012)
Kicked 50-yard (+) FG.....	Bryson Rose, Ole Miss (4, 11/3/2012)
Blocked VU punt.....	Byron Jones, UConn (9/10/2011)
Returned blocked punt for a TD.....	Byron Jones, UConn (9/10/2011)
Blocked VU FG.....	S. Floyd, Florida (11/5/2011)
Scored on VU safety.....	Team, Arkansas (10/30/2010)

OPPONENT – TEAM

The Last Time a VU Opponent... Team, Date

Achieved 30 (+) first downs in game	South Carolina (31, 9/14/2013)
Topped 500 Yards in Total Offense	Texas A&M (558, 10/26/2013)
Rushed for more than 200 yards	Missouri (245, 10/5/2013)
Rushed for more than 300 yards	Florida (326, 10/13/2012)
Rushed for more than 400 yards	Georgia Tech (404, 10/31/2009)
300 or more passing yards.....	Florida (305, 11/9/2013)
Scored 40 points or more	Texas A&M (56, 10/26/2013)
Held Vanderbilt under 50 rushing yards	Alabama (41, 10/8/2011)
Held Vanderbilt to 51-100 rushing yards	Tennessee (90, 11/23/2013)
Held Vanderbilt under 100 passing yards.....	South Carolina (73, 9/24/2011)
Held Vanderbilt under 200 total yards	Florida (183, 11/9/2013)

2013 GAME RECAP

OLE MISS EDGES VANDERBILT IN WILD SEASON OPENER

NASHVILLE (AP) – Mississippi coach Hugh Freeze may have a highly-rated crop of freshmen to coach. Senior Jeff Scott made sure his new teammates left their first college game as winners.

Jeff Scott ran 75 yards for a touchdown with 1:07 left, and Mississippi rallied twice Thursday night to beat Vanderbilt 39-35 in a wild season opener for both teams.

GAME 1
AUG. 29, 2013
NASHVILLE

Vanderbilt went up 35-32 on a 34-yard TD pass from Austyn Carta-Samuels to Steven Scheu with 1:30 left. But Scott beat the Commodores for a TD and the fourth lead change.

Vanderbilt had a final chance to extend the Southeastern Conference's longest winning streak, but Cody Prewitt intercepted a pass off Jordan Matthews' hands with 26 seconds left. That allowed the Rebels to snap a three-game skid to Vanderbilt, the last a painful 27-26 loss in Oxford last year.

Earlier in the final drive, Matthews and Carta-Samuels hooked up for a remarkable 4th down completion and first down.

Play of the Game

With just over a minute remaining in the game Ole Miss' Jeff Scott ran 75 yards for the winning touchdown immediately following what looked to be the winning score from Vanderbilt's Steven Scheu on a pass from Austyn Carta-Samuels.

Key Statistic

Austyn Carta-Samuels' 300 yards passing made him the first Vanderbilt QB to throw for 300 yards in a game since 2006 when Chris Nickson threw for 446 yards against Kentucky.



Quotable

"The game is never won, just like it was never won last year when we were down at their place and came back and won. They did the same thing to us. We got a taste of our own medicine."

**James Franklin on
Ole Miss' rally in the
second half**

Noteworthy

Attendance was a sellout of 40,350, marking the first sellout at Vanderbilt Stadium since the Tennessee game last year and the first home opener sellout since 1996. The opener marked the second straight season the Commodores opened the season on a Thursday and eighth time in school history.



SCORING SUMMARY

TEAM	1	2	3	4	FINAL	RECORD
OLE MISS	10	0	15	14	39	0-1, 0-1
VANDERBILT	0	21	7	7	35	0-1, 0-1

1st: UM: Ritter 30-yd. FG, 6-18 1:42. UM: Brunetti 1-yd. run (Ritter kick), 9-42 3:17.
2nd: VANDY: Tate 3-yd. run (Spear kick), 12-71 6:13. VANDY: Matthews 55-yd. pass from Carta-Samuels (Spear kick), 1-55 0:11. VANDY: Jerron Seymour 3-yd. run (Spear kick), 7-80 3:19.
3rd: UM: Brunetti 3-yd. run (Ritter kick), 7-63 1:56. VANDY: Tate 3-yd. run (Spear kick), 12-75 5:34. UM: Wallace 3-yd. run (Treadwell pass from Wallace), 15-75 4:24.
4th: UM: Wallace 1-yd. run (Ritter kick), 11-86 2:54. VANDY: Scheu 34-yd. pass from C.-Samuels (Carey Spear kick), 7-80 2:54. UM: Scott 75-yd. run (Ritter kick), 2-75 0:23

STATISTICS

FIRST DOWNS	28
RUSHES-YARDS (NET)	37-206
PASSING YDS (NET)	283
PASSES ATT-COMP-INT	47-31-0
TOTAL OFFENSE PLAYS-YARDS	84-489
PUNT RETURNS-YARDS	1-11
KICKOFF RETURNS-YARDS	1-14
INTERCEPTION RETURNS-YARDS	2-2
PUNTS (NUMBER-AVG)	4-44.8
FUMBLES-LOST	0-0
PENALTIES-YARDS	4-49
POSSESSION TIME	29:14
THIRD-DOWN CONVERSIONS	6 OF 14
FOURTH-DOWN CONVERSIONS	2 OF 2
RED-ZONE SCORES-CHANCES	5-5
SACKS BY: NUMBER-YARDS	2-12

OLE MISS

FIRST DOWNS	19
RUSHES-YARDS (NET)	33-126
PASSING YDS (NET)	300
PASSES ATT-COMP-INT	36-21-2
TOTAL OFFENSE PLAYS-YARDS	69-426
PUNT RETURNS-YARDS	1-2
KICKOFF RETURNS-YARDS	3-57
INTERCEPTION RETURNS-YARDS	0-0
PUNTS (NUMBER-AVG)	5-40.0
FUMBLES-LOST	2-0
PENALTIES-YARDS	5-40
POSSESSION TIME	30:46
THIRD-DOWN CONVERSIONS	8 OF 16
FOURTH-DOWN CONVERSIONS	1 OF 1
RED-ZONE SCORES-CHANCES	3-3
SACKS BY: NUMBER-YARDS	4-22

VANDERBILT

RUSHING: UM—Scott 12-138; Wallace 18-48; Nkemdiche 1-11; Walton 2-6; Brunetti 2-4; Moore 1-0; Team 1-(-1). VANDY—Jerron Seymour 5-43; Wesley Tate 17-39; Brian Kimbrow 6-37; Austyn Carta-Samuels 5-7.

PASSING: UM—Wallace 31-47-0-283. VANDY—Carta-Samuels 21-36-2-300.

RECEIVING: UM—Treadwell 9-82; Ingram 5-61; Moncrief 5-56; Logan 5-39; Scott 4-25; Holder 3-20. VANDY—Jordan Matthews 10-178; Jonathan Krause 6-66; Tate 3-13; Steven Scheu 2-43.

2013 GAME RECAP



COMMODORES TOP AUSTIN PEAY; SCORE 35 POINTS IN 2ND QUARTER

NASHVILLE (AP) – Like last week, Vanderbilt got off to a slow start, but this result was much different.

Austyn Carta-Samuels ran for two touchdowns and threw for another as Vanderbilt beat Austin Peay 38-3.

Leading 3-0 at the end of the first quarter, the Commodores opened the game up in the second, scoring touchdowns on four straight possessions.

GAME 2 SEPT. 7, 2013 NASHVILLE

"It is something that I have noticed this week and last week," Carta-Samuels said.

"Our second quarters have been phenomenal but our first quarters have been slow. It is definitely going to be a focal point moving forward, starting really well at the beginning

of practice because that is where everything happens first, and then carrying it over into Saturdays."

Carta-Samuels, making his third career start for Vanderbilt, had a 1-yard touchdown run with 9:23 remaining in the second. Later on in the quarter he connected with receiver Jordan Matthews on a 39-yard touchdown play.

SCORING SUMMARY

TEAM	1	2	3	4	FINAL	RECORD
AUSTIN PEAY	0	0	3	0	3	0-2
VANDERBILT	3	35	0	0	38	1-1

1st: VANDY: Spear 25-yd. FG, 11-57 4:16.

2nd: VANDY: Kimbrow 6-yd. run (Spear kick), 9-76 4:12. VANDY: Carta-Samuels 1-yd. run (Spear kick), 5-69 2:43. VANDY: Seymour 1-yd. run (Spear kick), 5-49 1:43. VANDY: Matthews 39-yd. pass from Carta-Samuels (Spear kick), 1-39 0:08.

VANDY: Carta-Samuels 8-yd. run (Spear kick), 3-18 0:22.

3rd: APSU: Spears 20-yd. FG, 8-62 4:33.

STATISTICS

	AUSTIN PEAY	VANDERBILT
FIRST DOWNS	6	21
RUSHES-YARDS (NET)	34-85	35-169
PASSING YDS (NET)	54	273
PASSES ATT-COMP-INT	16-11-0	29-19-1
TOTAL OFFENSE PLAYS-YARDS	50-139	64-442
FUMBLE RETURNS-YARDS	0-0	1-3
PUNT RETURNS-YARDS	1-16	7-40
KICKOFF RETURNS-YARDS	2-32	2-2
INTERCEPTION RETURNS-YARDS	1-21	0-0
PUNTS (NUMBER-AVG)	10-35.9	4-48.2
FUMBLES-LOST	5-1	0-0
PENALTIES-YARDS	8-51	5-24
POSSESSION TIME	30:47	29:13
THIRD-DOWN CONVERSIONS	3 OF 14	4 OF 11
FOURTH-DOWN CONVERSIONS	0 OF 0	0 OF 0
RED-ZONE SCORES-CHANCES	1-1	5-5
SACKS BY: NUMBER-YARDS	0-0	4-31

RUSHING: AP–Phillips, Tim 9-67; Franklin, Julia 7-39; Oliver, Terrence 5-9; Mitchell, Timar 3-4; Sexton, Jacob 1-3; Williams, Omar 2-0; Team 2-(-12); Spivey, Andrew 5-minus 25. VANDY–Jerron Seymour 9-41; Brian Kimbrow 8-41; Austyn Carta-Samuels 4-23; Patton Robinette 3-20; Derek King 4-19; Wesley Tate 5-17; Jonathan Krause 1-11; Josh Grady 1-(-3).

PASSING: AP–Spivey, Andrew 7-11-0-37; Mitchell, Timar 4-5-0-17.

VANDY–Carta-Samuels 14-22-0-223; Robinette 4-5-0-41; Grady 1-2-1-9.

RECEIVING: AP–Chatman, LaDari 3-19; Clack, Darryl 3-15; Johnson, Kamron 2-10; Coleman, Rashaa 1-9; Phillips, Tim 1-5; Embry, Jamaar 1-(-4).


VANDY–Jordan Cunningham 7-67; Jordan Matthews 6-111; Jonathan Krause 2-60; L Rayford 1-24; Steven Scheu 1-8; D van der Wal 1-4; Trey Wilkins 1-(-1).

Play of the Game

Brian Kimbrow's six-yard touchdown run in the second quarter kick started the Vanderbilt offense and was the first of five TDs in the quarter. The Commodores scored four rushing touchdowns in the quarter with Austyn Carta-Samuels running two scores in.

Key Statistic

Vanderbilt's 38 points in the first half are the most in the first half since 1999 against the Citadel when the Dores led 38-0 at the half.



Quotable

"I can't really answer how we got out of it, but it's something that I've noticed now the past couple weeks that our second quarters have been phenomenal, but our first quarters have been slow. So that's definitely gonna be a focal point moving forward, starting really well."

Austyn Carta-Samuels on team's slow start

Noteworthy

Jordan Matthews' 39-yard TD catch in the second quarter gave him one TD grab in seven straight games and 20 in his career. He finished the game with 111 receiving yards.

2013 GAME RECAP

DORES' LATE RALLY COMES UP SHORT; TAKE 35-25 LOSS AT SO. CAROLINA

COLUMBIA, S.C. (AP) — Steve Spurrier won't hang his head after No. 13 South Carolina's 35-25 win over Vanderbilt, no matter how close the Gamecocks came to blowing a four-touchdown lead.

The Gamecocks (2-1, 1-1 SEC) scored on their first-four possessions as Connor Shaw threw for three touchdowns and Jadeveon Clowney forced a third-quarter fumble despite pain in his right foot because of trouble-

some bone spurs he's had since high school.

South Carolina appeared to have this one finished early, scoring on its first four possessions to lead 28-0. It still led 35-10 when it opened the second half with Shaw's final TD pass, a 33-yarder to Brandon Wilds.

That's when the Commodores (1-2, 0-2) threw a scare into the Gamecocks, aided by a fumbled kickoff and punt by South Carolina. Vanderbilt scored twice in a 13-second span of the fourth quarter to pull within 10 points.

Still, it was a satisfied Spurrier heading into the Gamecocks' first bye week after his team ran up 579 yards.

GAME 3


SEPT. 14, 2013
COLUMBIA, S.C.

Play of the Game

Trailing by 10 points midway through the fourth quarter, Vanderbilt recovered a fumble and drove the ball to the South Carolina five-yard line before Jimmy Legree stepped in front of an Austyn Carta-Samuels pass in the end zone to end the threat.

Key Statistic

The difference might have been in red-zone production. South Carolina went a perfect 3-for-3 inside the Vanderbilt 20-yard line, scoring three touchdowns. The Commodores to 3-for-5 in the red zone.



Quotable

"I'm proud of the way we fought back, this team always has a lot of heart, but we have to change our expectations from the team that's pulling the upset to the team that is winning every game."

Wesley Johnson on the team's slow start and second half rally

Noteworthy

Carey Spear's 54-yard field goal at the end of the first half set a new career-best and matches Johnny Clark's 54-yard kick vs. Auburn in 1987 for the third longest in school history.



SCORING SUMMARY

TEAM	1	2	3	4	FINAL	RECORD
VANDERBILT	0	10	0	15	25	1-2, 0-2
SOUTH CAROLINA	21	7	7	0	35	2-1, 1-1

1st SC: Jones 12-yd. pass from Shaw (Fry kick), 6-42 2:37. SC: Davis 4-yd. run (Fry kick), 11-93 3:58. SC: Thompson 3-yd. run (Fry kick), 8-76 2:36.

2nd SC: Ellington 26-yd. pass from Shaw (Fry kick), 8-92 3:23. VANDY: Seymour 1-yd. run (Spear kick), 1-1 0:03. VANDY: Spear 54-yd. FG, 4-46 0:24.

3rd SC: Wilds 33-yd. pass from Shaw (Fry kick), 10-75 4:3.

4th VANDY: Carta-Samuels 1-yd. run (Carey Spear kick), 10-49 5:10. VANDY: Tate 19-yd. pass from Carta-Samuels (Scheu pass from Carta-Samuels), 1-19 0:08.

STATISTICS

	VANDERBILT	S. CAROLINA
FIRST DOWNS	14	31
RUSHES-YARDS (NET)	33-121	49-220
PASSING YDS (NET)	147	359
PASSES ATT-COMP-INT	22-12-1	38-28-1
TOTAL OFFENSE PLAYS-YARDS	55-268	87-579
FUMBLE RETURNS-YARDS	0-0	0-0
PUNT RETURNS-YARDS	1-0	5-12
KICKOFF RETURNS-YARDS	6-142	2-31
INTERCEPTION RETURNS-YARDS	1-69	1-1
PUNTS (NUMBER-AVG)	6-46.7	3-29.3
FUMBLES-LOST	1-1	3-2
PENALTIES-YARDS	0-0	5-30
POSSESSION TIME	22:50	37:10
THIRD-DOWN CONVERSIONS	2 OF 12	11 OF 17
FOURTH-DOWN CONVERSIONS	3 OF 3	2 OF 3
RED-ZONE SCORES-CHANCES	3-5	3-3
SACKS BY: NUMBER-YARDS	0-0	5-29

RUSHING: VANDY—Wesley Tate 10-71; Jerron Seymour 6-39; Brian Kimbrow 5-16; Austyn Carta-Samuels 12-(-5). SC—Shaw 19-84; Davis 17-77; Wilds 10-36; Thompson 3-23.

PASSING: VANDY—A. Carta-Samuels 12-22-1-147. SC—Shaw 21-29-0-284; Thompson 7-9-1-75.

RECEIVING: VANDY—Jordan Matthews 8-106; W. Tate 1-19; Jonathan Krause 1-10; Kris Kentera 1-7; J. Seymour 1-5. SC—Ellington 8-111; Wilds 5-65; Davis 3-67; Roland 3-38; Anderson 3-30; Adams 2-16; Byrd 1-12; Jones 1-12; Smith 1-9; Thompson 1-(-1).

2013 GAME RECAP



VANDERBILT TAKES ROAD WIN; CLAIMS 24-7 VICTORY OVER UMASS

FOXBOROUGH, Mass. (AP) – Austyn Carta-Samuels threw for two touchdowns and Vanderbilt used a pair of TDs in the fourth quarter to pull away in a 24-7 victory over Massachusetts.

Carta-Samuels completed 18 of 27 passes for 219 yards and rushed for 38 more. He also caught a pass for a 21-yard gain that set up his 11-yard touchdown pass to Jordan Matthews to put the Commodores (2-2) up 17-7 with 13:44 left to play.

GAME 4
SEPT. 21, 2013
FOXBOROUGH, MASS.

Vanderbilt gained 167 of its 406 total yards in the fourth quarter, wearing down the Minutemen (0-4) after a tight first half and scoring twice in the final period.

Jonathan Krause had 105 receiving yards on six catches, including a touchdown late in the first quarter.

UMass drove as far as the Commodores' 32-yard line in the third quarter, but lost seven yards on a pair of rushes, then allowed a sack.

The ensuing punt went into the end zone and Carta-Samuels led the Commodores on an 11-play touchdown drive over the next 5:24 that put Vanderbilt in control. Carta-Samuels avoided a sack and found Jordan Matthews for an 11-yard touchdown with 13:44 left in the game. It was Mathews' 20th career touchdown.

SCORING SUMMARY

TEAM	1	2	3	4	FINAL	RECORD
VANDERBILT	7	3	0	14	24	2-2
MASSACHUSETTS	0	7	0	0	7	0-4

1st: VANDY: Krause 42-yd. pass from Carta-Samuels (Spear kick), 6-81 3:06.

2nd: UMASS: Sharpe 4-yd. pass from Doyle (Lucas kick), 14-75 6:23.

VANDY: Spear 32-yd. FG, 9-32 4:35.

4th: VANDY: Matthews 11-yd. pass from Carta-Samuels (Spear kick), 11-80 5:24.

VANDY: Seymour 1-yd. run (Spear kick), 14-89 7:03.

STATISTICS

	VANDERBILT	UMASS
FIRST DOWNS	23	17
RUSHES-YARDS (NET)	39-166	31-99
PASSING YDS (NET)	240	149
PASSES ATT-COMP-INT	28-19-1	33-23-0
TOTAL OFFENSE PLAYS-YARDS	67-406	64-248
FUMBLE RETURNS-YARDS	0-0	0-0
PUNT RETURNS-YARDS	2-21	0-0
KICKOFF RETURNS-YARDS	2-60	2-36
INTERCEPTION RETURNS-YARDS	0-0	1-0
PUNTS (NUMBER-AVG)	1-52.0	6-37.0
FUMBLES-LOST	1-1	4-1
PENALTIES-YARDS	5-35	4-20
POSSESSION TIME	32:19	27:41
THIRD-DOWN CONVERSIONS	8 OF 13	8 OF 16
FOURTH-DOWN CONVERSIONS	2 OF 3	1 OF 1
RED-ZONE SCORES-CHANCES	3-5	1-1
SACKS BY: NUMBER-YARDS	1-4	1-1

RUSHING: VANDY–Wesley Tate 14-64; Jerron Seymour 15-56; A Carta-Samuels 9-38; Jordan Matthews 1-8. UMASS–Doyle 8-29; Woodley. 5-28; Wegzyn 5-22; Wilson. 7-15; Bedell 5-12; Team 1-minus 7.

PASSING: VANDY–Carta-Samuels 18-27-1-219; W. Tate 1-1-0-21.

UMASS–Doyle 20-28-0-133; Wegzyn 3-5-0-16.

RECEIVING: VANDY–Jordan Matthews 8-76; Jonathan Krause 6-105; Jerron Seymour 2-9; Wesley Tate 1-26; A Carta-Samuels 1-21; Steven Scheu 1-3. UMASS–Sharpe 7-45; Blanchflower 7-42; Long 3-16; Davis 3-13; Wilson 2-14; Woodley 1-9; Bedell 0-10.

Play of the Game

With the Commodores leading 10-7 in the fourth quarter Jordan Matthews caught a screen pass, hurdled a defender and bounced into the end zone to put VU up by two scores.

Key Statistic

Vanderbilt posted an impressive 8-for-13 on third down in the victory and racked up over 400 yards of total offense.



Quotable

"He threw the ball in the perfect spot and the defender couldn't make a play on it and I was just able to reach my arms out on it. I used every inch of the 5'6" I could to catch the ball and drag my feet in bounds."

Jerron Seymour on his 3rd down catch that set up one-yard TD run

Noteworthy

Jonathan Krause made the first TD reception of his career with a 42-yard catch in the first quarter. Krause caught six passes for 105 yards - his first career 100-yard receiving game.

2013 GAME RECAP

'DORE OFFENSE EXPLOSIVE IN 52-24 HOME VICTORY OVER UAB

NASHVILLE (AP) – Jerron Seymour ran for a pair of first-half touchdowns to lead Vanderbilt to a 52-24 win over UAB.

Seymour started the game's scoring with a 7-yard touchdown run late in the first quarter. With just over nine minutes remaining in the second Seymour took a direct snap and ran for a 58-yard score on the only play of that drive.

GAME 5
SEPT. 28, 2013
NASHVILLE

It was the first career two-touchdown game for the sophomore, who set a career high with 107 yards rushing.

Vanderbilt quarterback Austyn Carta-Samuels ran for a touchdown and threw for two more, completing 23-29 passes for a career

high 334 yards.

Carta-Samuels' second touchdown pass went to Jordan Matthews, who tied a Vanderbilt record with his 21st career touchdown reception.


Ty Long kicked three field goals for the Blazers (1-3, 0-0 Conference USA) in the game. After connecting from 33 yards late in the first quarter, Long hit on a 20-yard field goal with 9:23 remaining in the second and again from 37 in the third.

Play of the Game

Jerron Seymour's 58-yard touchdown run in the second quarter on the drive's first play was in response to UAB's second field goal of the night that brought the Blazers within 10-6. Seymour's run was the beginning of the blowout.

Key Statistic

The Vanderbilt offense has now scored at least 24 points in its last 11 games, dating back to last season.



Quotable

"Scheduling and recruiting are the two biggest keys to turning a program around and building it for the future. You have to be able to play well in non-conference games. Being able to do so builds confidence."

James Franklin
on Vanderbilt's
non-conference results

Noteworthy

For the first time in school history the Commodores had a passer throw for over 300 yards (Austyn Carta-Samuels), a rusher over 100 yards (Jerron Seymour) and two receivers over 100 yards (Jordan Matthews and Jonathan Krause).



SCORING SUMMARY

TEAM	1	2	3	4	FINAL	RECORD
UAB	3	3	3	15	24	1-3
VANDERBILT	7	17	7	21	52	3-2

1st: VANDY: Seymour 7 yd run (Spear kick), 7-80 2:47. UAB: Long 33 yd FG, 8-60 3:58.

2nd: VANDY: Spear 50-yd. FG, 5-44 2:36. UAB: Long 20-yd. FG, 9-72 2:17.

VANDY: Seymour 58-yd. run (Spear kick), 1-58 0:19. VANDY: Carta-Samuels 1-yd. run (Spear kick), 9-68 2:13.

3rd: UAB: Long 37-yd. FG, 7-4 2:48. VANDY: Tate 8-yd. run (Spear kick), 12-83 6:25.

4th: VANDY: Lassing 1-yd. pass from Carta-Samuels (Spear kick), 3-69 1:02.

UAB: Powell 29-yd. pass from Perry (Backman pass from Perry), 5-75 2:08.

VANDY: Matthews 5-yd. pass from Carta-Samuels (Spear kick), 5-63 1:41.

VANDY: Robinette 8-yd. run (Spear kick), 5-29 2:34. UAB: Staples 17-yd. pass from Perry (Long kick), 8-74 4:47.

STATISTICS

	UAB	VANDERBILT
FIRST DOWNS	17	23
RUSHES-YARDS (NET)	29-156	35-206
PASSING YDS (NET)	206	334
PASSES ATT-COMP-INT	36-19-2	29-23-1
TOTAL OFFENSE PLAYS-YARDS	65-362	64-540
FUMBLE RETURNS-YARDS	0-0	0-0
PUNT RETURNS-YARDS	0-0	3-(-9)
KICKOFF RETURNS-YARDS	4-50	5-114
INTERCEPTION RETURNS-YARDS	1-17	2-3
PUNTS (NUMBER-AVG)	5-45.0	3-43.7
FUMBLES-LOST	0-0	0-0
PENALTIES-YARDS	6-42	6-62
POSSESSION TIME	30:36	29:24
THIRD-DOWN CONVERSIONS	4 OF 15	5 OF 10
FOURTH-DOWN CONVERSIONS	0 OF 1	0 OF 0
RED-ZONE SCORES-CHANCES	4-4	6-6
SACKS BY: NUMBER-YARDS	2-4	2-9

RUSHING: UAB—Howard 9-92; Reeves 14-45; Franklin 3-19; Nelson 1-9; Brown 2-(-9).

VANDY—Jerron Seymour 12-107; Wesley Tate 9-53; P. Robinette 3-27; Austyn Carta-Samuels 5-10; Brian Kimbrow 3-7; Derek King 1-4; Team 1-(-1); Josh Grady 1-(-1).

PASSING: UAB—Brown 10-20-1-51; Perry 9-16-1-155. VANDY—Carta-Samuels 23-29-1-334; J. Grady 0-0-0-0.

RECEIVING: UAB—Nelson 5-69; Powell 5-56; Backman 3-21; Staples 3-17; Height 1-26; Franklin 1-11; Reeves 1-6. VANDY—Jordan Matthews 8-115; Jonathan Krause 4-108; J. Seymour 3-45; Fitz Lassing 3-18; Jordan Cunningham 2-12; W. Tate 1-18; Kris Kentera 1-10; Steven Scheu 1-8.

2013 GAME RECAP



TIGERS REMAIN UNBEATEN; IMPRESSIVE IN ROAD VICTORY

NASHVILLE (AP) – James Franklin threw for four touchdowns and Missouri squashed any doubts about its early season schedule with a 51-28 victory at Vanderbilt.

The Tigers moved to 5-0 and opened conference play without missing a beat in the program's first trip to Nashville as a member of the SEC. Vanderbilt, which won the last match up 19-15 in Columbia, Mo., last year,

GAME 6
OCT. 5, 2013
NASHVILLE

slipped to 0-3 in conference play and 3-3 overall.

Missouri coach Gary Pinkel, who opened a season 5-0 for the fifth time in 13 seasons, credited his veteran quarterback for guiding the aggressive Tiger offense yet again.

Franklin guided Missouri on scoring drives on the first six Tiger possessions, which resulted in three touchdowns and three field goals. Missouri out-gained the Commodores 285-97 in the first half in taking a 30-7 lead.

Franklin finished 19-for-28 for 278 yards passing and added another 63 yards on the ground.

Vanderbilt quarterback Austyn Carta-Samuels established new career highs with 338 passing yards and 29 completions. Jordan Matthews had seven catches for 123 yards.

SCORING SUMMARY

TEAM	1	2	3	4	FINAL	RECORD
MISSOURI	20	10	14	7	51	5-0, 1-0
VANDERBILT	0	7	14	7	28	3-3, 0-3

1st: MU: Washington 26-yd. pass from Franklin (Baggett kick), 5-75 1:17. MU: Baggett 44-yd. FG, 7-30 3:29. MU: Waters 11-yd. pass from Franklin (Baggett kick), 1-11 0:05. MU: Baggett 29-yd. field goal, 7-50 2:48.

2nd: VANDY: Tate 2 yd. run (Spear kick), 15-75 6:46. MU: Josey 5-yd. run (Baggett kick), 7-75 2:49. MU: Baggett 41-yd. FG, 9-48 3:23.

3rd: VANDY: Matthews 26-yd. pass from Carta-Samuels (Spear kick), 6-75 2:57. MU: Josey 1-yd. run (Baggett kick), 14-75 4:47. VANDY: Carta-Samuels 2-yd. run (Spear kick), 8-76 3:57. MU: Lucas 15-yd. pass from Franklin (Baggett kick), 8-75 2:04.

4th: VANDY: Krause 35-yd. pass from Carta-Samuels (Spear kick), 3-80 0:30. MU: Washington 42-yd. pass from Franklin (Baggett kick), 1-42 0:09.

STATISTICS

	MISSOURI	VANDERBILT
FIRST DOWNS	29	27
RUSHES-YARDS (NET)	43-245	38-130
PASSING YDS (NET)	278	338
PASSES ATT-COMP-INT	28-19-0	41-29-1
TOTAL OFFENSE PLAYS-YARDS	71-523	79-468
PUNT RETURNS-YARDS	3-30	0-0
KICKOFF RETURNS-YARDS	0-0	4-75
INTERCEPTION RETURNS-YARDS	1-15	0-0
PUNTS (NUMBER-AVG)	1-42.0	4-43.0
FUMBLES-LOST	3-0	1-0
PENALTIES-YARDS	6-52	7-64
POSSESSION TIME	29:58	30:02
THIRD-DOWN CONVERSIONS	4 OF 11	5 OF 14
FOURTH-DOWN CONVERSIONS	2 OF 3	2 OF 4
RED-ZONE SCORES-CHANCES	5-6	2-2
SACKS BY: NUMBER-YARDS	7-38	2-9

RUSHING: MU—Josey, Henry 14-69; Murphy, Marcus 4-69; Franklin, James 12-63; Hansbrough, Rus 9-44; Steward, Morgan 3-1; Team 1-(-1).

VANDY—Jerron Seymour 12-65; Wesley Tate 7-27; Brian Kimbrow 1-25; Austyn Carta-Samuels 18-13.

PASSING: MU—Franklin, James 19-28-0-278. VANDY—Carta-Samuels 29-41-1-338.

RECEIVING: MU—Lucas, Marcus 6-60; Washington, L'D 3-86; Waters, Eric 3-39; Hunt, Jimmie 3-35; Green-Beckham, 2-30; Sasser, Bud 2-28. VANDY—Jordan Matthews 7-123; W. Tate 6-57; Jonathan Krause 5-81; Kris Kentera 5-39; J. Seymour 5-31; B. Kimbrow 1-7.

Play of the Game

Missouri's James Franklin connected with L'Damian Washington on a 26-yard TD pass to cap a five-play 75-yard drive to open the games and send the Tigers to 30 first half points.

Key Statistic

The Missouri offense was impressive throughout the contest. The Tigers ran up 245 yards rushing on the night - the most Vanderbilt gave up all season - with three players over 60 yards.



Quotable

"We're 0-1 but tomorrow we are going to be back 0-0. I don't want to talk about bye weeks, I don't believe in bye weeks because I believe every day is a game. We've got 2-3 games in practice, that's where you win the games."

Jordan Matthews on team's mindset entering off week after the loss

Noteworthy

Austyn Carta-Samuels posted his third 300-yard game of the season making him the first Commodore QB since Jay Cutler in 2005 to post three 300-yard games in a single season.

2013 GAME RECAP

DORES' 17-POINT 4TH QUARTER HELPS OVERCOME RANKED GEORGIA

NASHVILLE (AP) – Vanderbilt finally has its first upset of a Top 25 opponent under coach James Franklin, a win that had the Commodores singing with the band and dancing in the end zone.

They also likely ended No. 15 Georgia's faint hopes of a trip back to the Southeastern Conference championship game for good measure, too.

Jerron Seymour ran for a 13-yard touchdown with 2:53 left, and

GAME 7
OCT. 19, 2013
NASHVILLE

Vanderbilt rallied from a 13-point deficit by scoring 17 unanswered points in the fourth quarter for a 31-27 victory.

The Commodores (4-3, 1-3) hadn't beaten a Top 25 team since Oct. 4, 2008, when they edged then-No. 13 Auburn in Nashville. They

also got their first victory over Georgia in Nashville since 1991, snapping a six-game skid to the Bulldogs.

"When you take over a program like we did ... every win has been unbelievably significant to us and every win should be significant to our fan base and to our community and to our alumni because it's an opportunity," Franklin said when asked about the meaning of the biggest win since he took over in December 2010.

Play of the Game

Georgia punter Collin Barber mishandled a punt late in the fourth quarter and one play later Jerron Seymour scored from 13 yards out to to cap a 17-point fourth quarter Commodore rally, completing the comeback to down Georgia.

Key Statistic

The Dores' defense held Georgia to 221 yards, the fewest yards gained by the Bulldogs this season. UGA's previous season low was 434 yards. Murray threw for only 111 yards and failed to throw a TD pass



Quotable

"I didn't wake up this morning expecting to play a decent amount of the game, but Austyn went down and it was my job to step up and execute the offense to the best of my ability."

Patton Robinette,
on replacing team's
injured starting QB

Noteworthy

The Commodores' victory over a ranked opponent was the first for the Dores since 2008 when Vandy beat No. 13 Auburn. Saturday's game also marked the first time the Commodores played on CBS at Vanderbilt Stadium since 1982.



SCORING SUMMARY

TEAM	1	2	3	4	FINAL	RECORD
GEORGIA	10	14	3	0	27	4-3, 3-2
VANDERBILT	7	7	0	17	31	4-3, 1-3

1st UGA: Morgan 22-yd. FG, 10-49 4:25. VANDY: Seymour 4-yd. run (Spear kick), 11-76 5:32. UGA: Murray 1-yd. run (Morgan kick), 8-53 2:48.

2nd VANDY: Spear 3-yd. run (Spear kick), 11-69 0:00. UGA: Wiggins 39-yd. INT (Morgan kick). UGA: Murray 2-yd. run (Morgan kick), 10-54 3:45.

3rd UGA: Morgan 23-yd. FG, 12-51 4:29.

4th VANDY: Robinette 2-yd. run (Spear kick), 9-36 4:41. VANDY: Spear 40-yd. FG, 11-60 4:44. VANDY: Seymour 13-yd. run (Spear kick), 1-13 0:07.

STATISTICS

	GEORGIA	VANDERBILT
FIRST DOWNS	16	21
RUSHES-YARDS (NET)	35-107	38-119
PASSING YDS (NET)	114	218
PASSES ATT-COMP-INT	28-16-1	35-21-2
TOTAL OFFENSE PLAYS-YARDS	63-221	73-337
FUMBLE RETURNS-YARDS	0-0	1-10
PUNT RETURNS-YARDS	2-15	2-0
KICKOFF RETURNS-YARDS	0-0	5-98
INTERCEPTION RETURNS-YARDS	2-40	1-0
PUNTS (NUMBER-AVG)	5-44.0	5-38.0
FUMBLES-LOST	4-2	0-0
PENALTIES-YARDS	6-45	7-63
POSSESSION TIME	24:50	35:10
THIRD-DOWN CONVERSIONS	4 OF 14	5 OF 15
FOURTH-DOWN CONVERSIONS	1 OF 2	2 OF 2
RED-ZONE SCORES-CHANCES	4-4	5-5
SACKS BY: NUMBER-YARDS	3-25	0-0

RUSHING: UGA–Douglas 17-84; Green 13-32; Murray 4-10; Team 1-(-19).

VANDY–Jerron Seymour 19-75; Austyn Carta-Samuels 4-12; Jordan Matthews 1-11; Wesley Tate 4-10; Patton Robinette 9-8; Carey Spear 1-3.

PASSING: UGA–Murray 16-28-1-114.

VANDY–A. Carta-Samuels 12-20-1-111; P. Robinette 9-15-1-107.

RECEIVING: UGA–Conley 5-40; Davis 2-13; Wooten 2-7; Hicks 2-3; Green 1-17; McGowan 1-12; Rome 1-8; Douglas 1-7; Lynch 1-7. VANDY–J. Matthews 11-89; Jonathan Krause 5-89; J. Seymour 2-10; Trent Pruitt 1-15; Jordan Cunningham 1-8; W. Tate 1-7.

2013 GAME RECAP



SCORING SUMMARY

TEAM	1	2	3	4	FINAL	RECORD
VANDERBILT	0	17	0	7	24	4-4, 1-4
TEXAS A&M	21	7	21	7	56	6-2, 3-2

1st: TAMU: Walker 8-yd. pass from Manziel (Lambo kick), 13-75 4:28.

TAMU: Gonzalez 7-yd. pass from Manziel (Lambo kick), 6-66 1:21.

TAMU: Evans 43-yd. pass from Manziel (Lambo kick), 7-80 2:05.

2nd: TAMU: Williams 11-yd. run (Lambo kick), 5-39 1:01. VANDY: Spear 23-yd. FG, 10-69 4:49. VANDY: Krause 30-yd. pass from Robinette (Spear kick), 4-44 2:12.

VANDY: Seymour 4-yd. run (Spear kick), 4-27 0:49.

3rd: TAMU: Matthews 26-yd. INT (Lambo kick). TAMU: Walker 14-yd. pass from Manziel (Lambo kick), 10-50 2:11. TAMU: Evans 10-yd. pass from Joeckel (Lambo kick), 5-28 0:57.

4th: VANDY: Robinette 7-yd. run (Spear kick), 13-80 5:28. TAMU: Williams 7-yd. run (Lambo kick), 10-75 4:24.

STATISTICS

	VANDERBILT	TEXAS A&M
FIRST DOWNS	19	28
RUSHES-YARDS (NET)	44-95	32-182
PASSING YDS (NET)	234	376
PASSES ATT-COMP-INT	32-17-3	46-33-1
TOTAL OFFENSE PLAYS-YARDS	76-329	78-558
FUMBLE RETURNS-YARDS	0-0	0-0
PUNT RETURNS-YARDS	0-0	1-20
KICKOFF RETURNS-YARDS	5-61	2-18
INTERCEPTION RETURNS-YARDS	1-32	3-48
PUNTS (NUMBER-AVG)	6-32.0	1-45.0
FUMBLES-LOST	0-0	4-4
PENALTIES-YARDS	1-5	7-35
POSSESSION TIME	35:07	24:53
THIRD-DOWN CONVERSIONS	3 OF 14	7 OF 11
FOURTH-DOWN CONVERSIONS	2 OF 4	2 OF 3
RED-ZONE SCORES-CHANCES	3-3	6-7
SACKS BY: NUMBER-YARDS	2-6	7-20

RUSHING: VANDY—Jerron Seymour 16-53; Brian Kimbrow 9-31; Patton Robinette 12-9; Wesley Tate 3-3; Josh Grady 3-1; Team 1-(-2). TAMU—Trey Williams 6-65; B. Williams 11-61; Ben Malena 5-24; Tra Carson 2-15; Johnny Manziel 4-11; Brice Dolezal 3-7; Team 1-(-1).

PASSING: VANDY—P. Robinette 15-28-2-216; J. Grady 2-4-1-18.

TAMU—Johnny Manziel 25-35-1-305; Matt Joeckel 3-6-0-28; Kenny Hill 5-5-0-43.

RECEIVING: VANDY—Jordan Matthews 8-92; Jonathan Krause 3-89; Jordan Cunningham 2-16; Steven Scheu 1-13; J. Seymour 1-11; Kris Kentera 1-8; Latevius Rayford 1-5.

TAMU—Malcome Kennedy 8-83; Mike Evans 5-77; Travis Labhart 5-29; Derel Walker 4-59; L. Gonzalez 4-52; Jeremy Tabuyo 2-11; Edward Pope 2-8; Ben Malena 1-31; Trey Williams 1-19; B. Williams 1-7.

MANZIEL, AGGIE OFFENSE PROVE TOO MUCH FOR COMMODORES

COLLEGE STATION, Texas (AP) — Texas A&M coach Kevin Sumlin didn't know if Johnny Manziel would be able to play against Vanderbilt until pregame warm-ups.

Manziel threw for 305 yards and four touchdowns in less than three quarters, and No. 16 Texas A&M bounced back with a 56-24 victory over Vanderbilt.

GAME 8
OCT. 26, 2013
COLLEGE STATION,
TEXAS

Manziel showed no signs that the right shoulder he injured last week was bothering him. He threw three TDs in the first quarter to help A&M (6-2, 3-2 Southeastern Conference) build a 28-point lead. He tacked on another score before sitting down with 6 minutes left in the third quarter and the Aggies leading 42-17.

Sumlin said Manziel practiced for the first time this week on Friday and was a little sore on Saturday morning, raising more questions about his availability.

Jordan Matthews had eight receptions for 92 yards to become the SEC's all-time leader in career yards receiving with 3,172. Kenny Ladler had an interception and forced two fumbles for the Commodores.

Play of the Game

Vanderbilt scored 17 straight points to end the first half and get back in the game but Patton Robinette's pass on the third play of the second half was picked off and ran back for a score by Howard Matthews to swing the momentum back to the Aggies.

Key Statistic

Vanderbilt's five forced turnovers were a season-high. The five forced turnovers are the most for the Commodores since the Music City Bowl win against N.C. State.



Quotable

"A&M was a phenomenal team, with a returning Heisman Trophy winner. They are arguably one of the most prolific offenses in the country--up there with Oregon. We needed to play a hard-nosed defense to stop them, and we didn't do that."

Kyle Woestmann
on Texas A&M's
explosive offense

Noteworthy

Jordan Matthews' 17-yard catch in the second quarter earned him the most career receiving yards in Southeastern Conference history with 3,107 yards in his career.

2013 GAME RECAP

COMMODORES NOTCH FIRST VICTORY IN THE SWAMP SINCE WORLD WAR II

GAINESVILLE, Fla. (AP) – Florida's injury-riddled season has reached a new low - and it likely will end without a bowl trip.

Tyler Murphy's four turnovers led to three touchdowns, helping Vanderbilt embarrass Florida 34-17 for the program's first win in Gainesville since 1945.

The Commodores snapped a 22-game losing streak in the lopsided series and moved a step closer to becoming bowl eligible for the third consecutive season under coach James Franklin.

GAME 9

Nov. 9, 2013

GAINESVILLE, FLA.

Franklin also notched another signature win, giving Vanderbilt victories over Southeastern Conference powerhouses Georgia and Florida

in the same season for the first time in school history.

"The difference in the game was turnovers," Franklin said. "Our defense was able to get turnovers."

The Commodores (5-4, 2-4) scored after each of Murphy's three interceptions, building a 24-3 lead after getting the ball inside the 22-yard line three times. Vanderbilt finished with 12 first downs and 187 yards. Florida had 26 first downs and 353 yards.


On offense, redshirt freshman Patton Robinette guided an efficient unit that did not have a turnover.

Play of the Game

After a Florida touchdown cut the VU lead to 24-10 in the third quarter, the Commodores march 24 yards on 16 plays over the final 7:22 of the quarter capped by a Jerron Seymour 5-yard run to put the game away.

Key Statistic

The Vanderbilt defense continued to force turnovers. The four turnovers at Florida give the unit 12 turnovers over the last three games.



Quotable

"I think it's our workouts from the summer. We grind all year. I think at the end of the year people start falling out, but I think we pick it up. We get better and that's the main thing we did."

Andre Hal on team's ability to improve in November

Noteworthy

The Commodores' win at Florida is the first for Vandy since 1945 and the first win over Florida since winning in Nashville in 1988. Vanderbilt has now beaten Georgia and Florida in the same season for the first time ever.



SCORING SUMMARY

TEAM	1	2	3	4	FINAL	RECORD
VANDERBILT	10	7	7	10	34	5-4, 2-4
FLORIDA	0	3	7	7	17	4-5, 3-4

1st: VANDY: Spear 31-yd. field goal, 14-62 7:04. VANDY: Seymour 10-yd. run (Spear kick), 1-10 0:08.

2nd: VANDY: Robinette 5-yd. run (Spear kick), 4-22 1:55. UF: Phillips 23-yd. field goal, 17-85 7:35.

3rd: VANDY: Seymour 2-yd. run (Spear kick), 2-4 0:47. UF: Taylor 4-yd. run (Hardin kick), 11-75 5:31.

4th: VANDY: Seymour 1-yd. run (Spear kick), 17-75 7:22. UF: Fulwood 11-yd. pass from Murphy (Hardin kick), 6-73 1:48. VANDY: Spear 31-yd. field goal, 4-(-4) 2:38

STATISTICS

	VANDERBILT	FLORIDA
FIRST DOWNS	12	26
RUSHES-YARDS (NET)	44-126	34-39
PASSING YDS (NET)	57	305
PASSES ATT-COMP-INT	12-6-0	46-30-3
TOTAL OFFENSE PLAYS-YARDS	56-183	80-344
FUMBLE RETURNS-YARDS	0-0	0-0
PUNT RETURNS-YARDS	0-0	3-24
KICKOFF RETURNS-YARDS	2-13	3-63
INTERCEPTION RETURNS-YARDS	3-86	0-0
PUNTS (NUMBER-AVG)	5-45.2	2-40.0
FUMBLES-LOST	0-0	3-1
PENALTIES-YARDS	8-57	11-84
POSSESSION TIME	29:00	31:00
THIRD-DOWN CONVERSIONS	4 OF 13	5 OF 14
FOURTH-DOWN CONVERSIONS	2 OF 2	2 OF 2
RED-ZONE SCORES-CHANCES	6-6	3-4
SACKS BY: NUMBER-YARDS	5-59	2-15

RUSHING: VANDY—Jerron Seymour 24-62; Brian Kimbrow 11-38; Patton Robinette 9-26.

FLORIDA—Taylor 14-47; Brown 10-32; Showers 1-4; Murphy 9-(-44).

PASSING: VANDY—Robinette 6-12-0-57. FLORIDA—Murphy 30-46-3-305.

RECEIVING: VANDY—Jordan Matthews 5-45; Trent Pruitt 1-12.

FLORIDA—Dunbar 6-77; Burton 6-74; Fulwood 3-33; Patton 3-17; Taylor 2-21; Showers 2-21; Thompson 2-13; Robinson 2-12; Brown 2-12; Westbrook 1-17; Pittman 1-8.

2013 GAME RECAP



'DORES REACH BOWL ELIGIBILITY; EARN 3RD STRAIGHT WIN OVER 'CATS

NASHVILLE (AP) – The Vanderbilt Commodores just keep making history, and this time they've become eligible for a third straight bowl game for the first time ever.

Just don't expect a big celebration right now. That's not how these Commodores work.

Coach James Franklin called the 22-6 victory over Kentucky a big win over a Southeastern Conference team, and the coach said they'll be excited at season's end if told they've been invited to a bowl. Asked about his success building a program once considered the SEC's worst, Franklin credited his players and support from Vanderbilt administration.

GAME 10
Nov. 16, 2013
NASHVILLE

Vanderbilt had been to only four bowls before Franklin took over.

Now the Commodores (6-4, 3-4 Southeastern Conference) have won two with two games remaining in the regular season, and bowl eligibility means they will have a chance to match last year's 9-4 record that was their best since 1915.

Austyn Carta-Samuels was efficient in his return, completing 19 of 24 for 184 yards. Jordan Matthews had 12 catches for 141 yards.

SCORING SUMMARY

TEAM	1	2	3	4	FINAL	RECORD
KENTUCKY	6	0	0	0	6	2-8, 0-6
VANDERBILT	9	0	0	13	22	6-4, 3-4

1st: UK: Kemp 2-yd. run (Mansour kick blocked), 12-75 4:13.

VANDY: Clarke PAT return. VANDY: Kimbrow 21-yd. run (Spear kick), 3-26 1:16.

4th: VANDY: Spear 26-yd. FG, 10-65 4:18. VANDY: Spear 38-yd FG, 8-74 4:14.

VANDY: Kentera 13-yd. pass from Robinette (Spear kick), 10-55 4:37.

STATISTICS

	KENTUCKY	VANDERBILT
FIRST DOWNS	17	14
RUSHES-YARDS (NET)	40-142	37-116
PASSING YDS (NET)	120	197
PASSES ATT-COMP-INT	28-14-4	25-20-0
TOTAL OFFENSE PLAYS-YARDS	68-262	62-313
PUNT RETURNS-YARDS	2-9	1--2
KICKOFF RETURNS-YARDS	1-13	2-30
INTERCEPTION RETURNS-YARDS	0-0	4-14
PUNTS (NUMBER-AVG)	5-34.6	5-46.4
FUMBLES-LOST	2-0	2-0
PENALTIES-YARDS	10-85	9-74
POSSESSION TIME	27:28	32:32
THIRD-DOWN CONVERSIONS	7 OF 16	4 OF 15
FOURTH-DOWN CONVERSIONS	0 OF 2	2 OF 3
RED-ZONE SCORES-CHANCES	1-1	3-4
SACKS BY: NUMBER-YARDS	3-21	1-5

RUSHING: UK—Jalen Whitlow 17-69; Raymond Sanders 14-60; Jojo Kemp 7-20; Jared Leet 1-(-2); Dem. Robinson 1-(-5). VANDY—Jerron Seymour 21-77; Jordan Matthews 2-31; Brian Kimbrow 10-27; Patton Robinette 1-2; Austyn Carta-Samuels 3-(-21).

PASSING: UK—Jalen Whitlow 14-28-4-120; Dem. Robinson 0-0-0-0. VANDY—Carta-Samuels 19-24-0-184; Robinette 1-1-0-13.

RECEIVING: UK—Dem. Robinson 4-49; Javess Blue 4-44; Jeff Badet 2-17; Raymond Sanders 2-(-3); Ryan Timmons 1-8; Jojo Kemp 1-5. VANDY—Jordan Matthews 12-141; B. Kimbrow 2-12; J. Seymour 2-5; Trent Pruitt 1-17; Kris Kentera 1-13; Trey Wilkins 1-5; Jordan Cunningham 1-4.

Play of the Game

Patton Robinette's fourth quarter jump pass from 13 yards to Kris Kentera put the Wildcats away and capped a 13-point fourth quarter for the Commodores.

Key Statistic

Vandy picked off Kentucky a season-high four times, the Wildcats had thrown just two interceptions all season prior to coming to Nashville.



Quotable

"We definitely played as well as we have against a spread offense and a mobile quarterback since we've been here. The turnovers were huge, especially considering how well that team had done at protecting the football all year long."

James Franklin on the Commodores' defensive effort vs. the Wildcats

Noteworthy

Vanderbilt blocked its first PAT since 2011 against Tennessee. Adam Butler had the block and Steven Clarke ran it back for a 2-point score in the first quarter.

2013 GAME RECAP

COMMODORES DEFEAT TENNESSEE; SCORE WINNING TD ON LATE DRIVE

KNOXVILLE (AP) – In his wildest dreams, Vanderbilt quarterback Patton Robinette couldn't have imagined a happier homecoming.

In its worst nightmares, Tennessee couldn't have pictured a more heartbreaking home finale.

Robinette, who grew up about 20 miles from Tennessee's campus in Maryville, Tenn., ran for a 5-yard touchdown with 16 seconds remaining as Vanderbilt rallied for a 14-10 victory over the Volunteers.

Vanderbilt's winning drive was kept alive after Tennessee's fourth-and-inches stop of quarterback Austyn Carta-Samuels in the final minute was overturned on replay, giving Vanderbilt a first down at the Tennessee 33.

GAME 11
Nov. 23, 2013
KNOXVILLE, TENN.

Vanderbilt (7-4, 4-4 SEC) overcame four turnovers to beat Tennessee for the second straight year, giving the Commodores consecutive victories over their in-state rivals for the first time since winning six straight over the Volunteers from 1920-26. The Commodores' 16 wins over the last two years are their most over a two-season stretch since 1927-28.

Austyn Carta-Samuels completed 21-of-27 passes for 181 yards. Wide receiver Jordan Matthews had another outstanding game, catching a career high 13 passes for 133 yards.




Play of the Game

With 21 seconds left in the game trailing 10-7 and the ball at the Tennessee 5-yard line, Patton Robinette ran in for the score and the game-winner on a fake jump pass.

Key Statistic

Kenny Ladler's interception in the first quarter was his fifth of the season and marked the fourth straight game with an interception. The takeaway was the 17th for Vanderbilt in the last five games.



Quotable

"We kind of expect that in the design of the play. After the jump pass against Kentucky, we felt like they would key on that one so we faked it a little bit and ran it in."

Patton Robinette on scoring the winning touchdown

Noteworthy

Vandy's 16 wins over the past two seasons are the most for the Commodores since the 1927-28 seasons. The Dore's nine SEC wins over the last two seasons are the most since the 1934-35 seasons.

SCORING SUMMARY

TEAM	1	2	3	4	FINAL	RECORD
VANDERBILT	7	0	0	7	14	7-4, 4-4
TENNESSEE	0	7	3	0	10	4-7, 1-6

1st: VANDY: Seymour 4-yd. run (Spear kick), 11-61 5:29.

2nd: UT: Neal 5-yd. run (Palardy kick), 7-53 1:52.

3rd: UT: Palardy 32-yd. field goal, 12-55 5:49.

4th: VANDY: Robinette 5-yd. run (Spear kick), 12-92 4:00.

STATISTICS

	VANDERBILT	TENNESSEE
FIRST DOWNS	15	18
RUSHES-YARDS (NET)	31-90	45-184
PASSING YDS (NET)	195	53
PASSES ATT-COMP-INT	31-24-1	20-11-3
TOTAL OFFENSE PLAYS-YARDS	62-285	65-237
FUMBLE RETURNS-YARDS	0-0	0-0
PUNT RETURNS-YARDS	0-0	2-5
KICKOFF RETURNS-YARDS	3-108	2-45
INTERCEPTION RETURNS-YARDS	3-10	1-41
PUNTS (NUMBER-AVG)	5-37.8	5-37.0
FUMBLES-LOST	3-3	3-0
PENALTIES-YARDS	7-74	5-61
POSSESSION TIME	31:45	28:15
THIRD-DOWN CONVERSIONS	4 OF 13	4 OF 13
FOURTH-DOWN CONVERSIONS	1 OF 1	0 OF 1
RED-ZONE SCORES-CHANCES	2-3	2-4
SACKS BY: NUMBER-YARDS	2-23	0-0

RUSHING: VANDY–Wesley Tate 10-43; Patton Robinette 8-33; Austyn Carta-Samuels 5-10; Jerron Seymour 5-9; Brian Kimbrow 2-(-1); Jordan Matthews 1-(-4).

UT–Neal 22-95; Lane 9-53; Dobbs 11-23; Howard 2-15; Team 1-(-2).

PASSING: VANDY–Carta-Samuels 21-27-1-181; Robinette 3-4-0-14.

UT–Dobbs 11-19-2-53; Palardy 0-1-1-0.

RECEIVING: VANDY–Jordan Matthews 13-133; W. Tate 5-9; Jonathan Krause 3-43; J. Seymour 3-10. **UT**–Neal 4-(-1); Howard 2-23; Carter 1-14; Lane 1-9; Downs 1-3; Croom 1-3; North 1-2.

2013 GAME RECAP



COMMODORES EDGE WAKE FOREST; POST BACK-TO-BACK 8-WIN SEASONS

NASHVILLE (AP) – The Vanderbilt Commodores have come a very long way in three short seasons under coach James Franklin.

Not so far to be picky about their bowl destination.

Carey Spear kicked a 38-yard field goal with 39 seconds left, and Vanderbilt rallied to beat Wake Forest 23-21 as the Commodores finished with their second straight 8-4 season.

GAME 12
Nov. 30, 2013
NASHVILLE

The Commodores now have posted consecutive eight-win seasons for the first time since 1927 and 1928 and can only hope their sluggish performance didn't hurt their chances for a bowl game outside of Tennessee. They turned it over twice, and Spear kicked two of his three

field goals in the fourth quarter to give them their ninth straight win in November.

Wake Forest (4-8) lost its fifth straight overall and third straight in this series. The Demon Deacons' last win against Vandy came Nov. 27, 2010 -- about three weeks before Franklin was hired. Franklin said he has heard stories of that day when 1,500 fans were on hand for the end of a 2-10 season.

SCORING SUMMARY

TEAM	1	2	3	4	FINAL	RECORD
WAKE FOREST	7	7	7	0	21	4-8, 2-6
VANDERBILT	7	10	0	6	23	8-4, 4-4

1st: VANDY: Lassing 7-yd. pass from Carta-Samuels (Spear kick), 11-88 6:03.

WF: Price 3-yd. run (Hedlund kick), 12-65 4:33.

2nd: VANDY: Robinette 8-yd. run (Spear kick), 5-41 1:52. WF: Gibson 9-yd. run (Hedlund kick), 10-75 4:24. VANDY: Spear 41 yd FG, 11-64 2:59.

3rd: WF: Jackson 63-yd. INT return (Hedlund kick).

4th: VANDY: Spear 25-yd. FG, 12-70 7:02. VANDY: Spear 38-yd. FG, 11-36 2:52.

STATISTICS

	WAKE FOREST	VANDERBILT
FIRST DOWNS	15	22
RUSHES-YARDS (NET)	24-111	45-132
PASSING YDS (NET)	155	271
PASSES ATT-COMP-INT	34-16-1	37-26-1
TOTAL OFFENSE PLAYS-YARDS	58-266	82-403
PUNT RETURNS-YARDS	1-4	2-18
KICKOFF RETURNS-YARDS	1-15	3-50
INTERCEPTION RETURNS-YARDS	1-63	1-9
PUNTS (NUMBER-AVG)	6-37.2	4-46.2
FUMBLES-LOST	0-0	3-1
PENALTIES-YARDS	3-25	1-10
POSSESSION TIME	21:51	38:09
THIRD-DOWN CONVERSIONS	4 OF 13	6 OF 19
FOURTH-DOWN CONVERSIONS	1 OF 1	4 OF 4
RED-ZONE SCORES-CHANCES	2-2	5-5
SACKS BY: NUMBER-YARDS	1-10	1-9

RUSHING: WF–Price, T 12-47; Harris, J 7-35; Reynolds, O 2-18; Gibson, D 2-12; Team 1-(-1). VANDY–Brian Kimbrow 13-45; Patton Robinette 9-44; Wesley Tate 10-34; Austyn Carta-Samuels 10-28; Fitz Lassing 1-3; Team 2-(-22).

PASSING: WF–Price, T 16-32-1-155; Team 0-1-0-0; Bishop, S 0-1-0-0. VANDY–Carta-Samuels 24-33-1-231; Robinette 2-4-0-40.


RECEIVING: WF–Harris, Tyree 4-28; Harris, J 3-40; Bishop, S 3-38; Reynolds, O 3-35; Williams, J 2-9; Armstrong, J 1-5. VANDY–Jordan Matthews 11-125; Jonathan Krause 6-52; Steven Scheu 3-48; Jordan Cunningham 2-16; B. Kimbrow 2-0; Kris Kentera 1-23; F. Lassing 1-7.

Play of the Game

Facing 4th & 11 from the Wake Forest 48-yard line and trailing 21-20 with under two minutes to play Austyn Carta-Samuels throws a jump ball into double coverage to Jordan Matthews on the sideline, who makes the catch and sets up the winning field goal.

Key Statistic

The Commodores went a perfect 4-for-4 on fourth down in the game to improve to 21-for-27 on fourth down for the season.



Quotable

"This team finds ways to win and I am proud of them for that. I still don't know how Jordan Matthews made that catch..."

James Franklin on Matthews' 4th down catch on the final drive

Noteworthy

With the victory, the Commodores notched their second straight eight-win season for the first time since 1927-28. The win also gave Vanderbilt its ninth straight November win and improved VU to 15-4 in the team's last 19 games.

BBVA COMPASS BOWL RECAP

VANDERBILT TOPS HOUSTON 41-24; POSTS CONSECUTIVE 9-WIN SEASONS

BIRMINGHAM — Patton Robinette threw two 50-yard touchdown passes to MVP Jordan Matthews, leading Vanderbilt to a 41-24 victory over Houston in the BBVA Compass Bowl.

Robinette, starting after senior Austyn Carta-Samuels had season-ending surgery to repair a torn ACL in his left knee, also had an 8-yard scoring run as Vanderbilt built a 24-0 lead in the first half.

After Houston (8-5) pulled even by scoring 24 points in the third quarter,

GAME 13

JAN. 4, 2014

BIRMINGHAM, ALA.

ter, Vanderbilt reclaimed the lead on Brian Kimbrow's 21-yard touchdown run. It was the start of 17 fourth-quarter points for the Commodores.

"The thing that's probably the most exciting to me is there is a culture of winning at Vanderbilt," Head Coach James Franklin said. "These guys know how to win. A lot of different ways they do it, ugly, pretty, people can describe it however they want."

Vanderbilt (9-4) closed the season with five straight wins. The 'Dores played in three straight bowl games under Franklin -- a first for the program -- and completed their first back-to-back nine-win seasons.

Play of the Game

With 9:28 left in the game, Brian Kimbrow capped off an impressive 7-play, 82-yard drive with a 21-yard score, giving Vanderbilt a 31-24 lead it would not relinquish. Every yard in the drive came via the Commodore rushing attack.

Key Statistic

The Commodore defense played well throughout, especially on third downs. The Cougars were 1-of-17 on third down conversions, including 0-of-4 on third down attempts in the decisive final quarter.



Quotable

"Even though all my stats came in the first half, we leaned on Jerron (Seymour) and Brian (Kimbrow) during the second half. The running game came up big for us today."

Jordan Matthews
talking about the
'Dores rushing attack

Noteworthy

Vanderbilt's 41-point total established a new team record for points scored in a bowl game, surpassing the Commodores' 38-point total in the 2012 Franklin American Mortgage Music City Bowl.



SCORING SUMMARY

TEAM	1	2	3	4	FINAL	RECORD
VANDERBILT	14	10	0	17	41	9-4, 4-4
HOUSTON	0	0	24	0	24	8-5, 5-3

1st: VANDY: Matthews 50-yd. pass from Robinette (Carey Spear kick) 4-73, 2:01.

VANDY: Robinette 8-yd. run (Spear kick). 4-16, 1:56.

2nd: VANDY: Spear 24-yd. FG, 7-44, 2:51. VANDY: Matthews 50-yd. pass from Robinette (Spear kick) 4-73.1:54.

3rd: HOUSTON: Farrow 6-yd. rush (Bullard kick) 1-6, 0:05. HOUSTON: Ambles 6-yd. pass from O'Korn (Bullard kick) 6-86, 1:28. HOUSTON: Bullard 30-yd. FG 5-67, 1:20. HOUSTON: Greenberry 67-yd. pass from O'Korn (Bullard kick). 3-83, 0:56.

4th: VANDY: Kimbrow 21-yd. run (Spear kick) 7-82, 3:28. VANDY: Spear 35-yd. FG 4-(-1), 2:24. VANDY: Seymour 2-yd. run (Spear kick) 2-2, 0:54.

STATISTICS

	VANDERBILT	HOUSTON
FIRST DOWNS	14	12
RUSHES-YARDS (NET)	52-211	27-146
PASSING YDS (NET)	154	238
PASSES ATT-COMP-INT	19-6-2	49-21-2
TOTAL OFFENSE PLAYS-YARDS	71-365	76-384
PUNT RETURNS-YARDS	4-18	2-6
KICKOFF RETURNS-YARDS	3-62	5-143
INTERCEPTION RETURNS-YARDS	2-54	2-(-4)
PUNTS (NUMBER-AVG)	10-45.8	10-43.4
FUMBLES-LOST	3-1	2-1
PENALTIES-YARDS	2-10	8-72
POSSESSION TIME	35:41	24:19
THIRD-DOWN CONVERSIONS	2 OF 17	1 OF 17
FOURTH-DOWN CONVERSIONS	1-1	1-3
RED-ZONE SCORES-CHANCES	4-4	3-4
SACKS BY: NUMBER-YARDS	4-20	1-4

RUSHING: VANDY—Jerron Seymour 20-89-1; Brian Kimbrow 13-75-1; Patton Robinette 15-37-1; Jordan Matthews 1-8; Wesley Tate 3-2. HOUSTON—Spencer 3-69; O'Korn, 7-38; Farrow 8-28-1; Brooks 2-8; Jackson 2-6; Ward Jr., 5-(-3).

PASSING: VANDY—Robinette 6-19-2-154. HOUSTON—O'Korn 20-47-2-228; Ward 1-2-0-10.

RECEIVING: VANDY—Matthews 5-143-2, Jonathan Krause 1-11. HOUSTON—Ambles 6-105-1; Greenberry 6-96-1; Jackson 2-26; Ayers 2-13; Spence 2-4; Harper 1-(-2); Ward 1-(-2); McDuffey 1-(-3).

RECORDS: TOTAL OFFENSE

CAREER TOTAL OFFENSE LEADERS

Name	Years	Rushes	Yards	Passes	Yards	Plays	Total Yards
1. Jay Cutler	2002-05	453	1,256	1,242	8,697	1,695	9,953
2. Greg Zolman	1998-2001	228	-274	1,156	7,981	1,384	7,607
3. Whit Taylor	1979-82	331	420	1,016	6,307	1,347	6,727
4. Eric Jones	1986-88	389	1,211	661	5,029	1,050	6,240
5. Kurt Page	1981-84	116	-225	936	6,233	1,052	6,008
6. Chris Nickson	2005-08	348	1,463	541	3,406	889	4,869
7. Jordan Rodgers	2011-12	208	491	535	4,063	743	4,554
8. Damian Allen	1994-97	241	29	699	3,704	940	3,888
9. Larry Smith	2008-11	249	518	631	3,223	880	3,741
10. Marcus Wilson	1989-92	444	1,468	320	2,036	764	3,504

SINGLE-SEASON TOTAL OFFENSE LEADERS

Name	Year	Rushes	Yards	Passes	Yards	Plays	Total Yards
1. Jay Cutler	2005	106	215	462	3,073	568	3,288
2. Kurt Page	1983	60	-144	493	3,178	553	3,034
3. Eric Jones	1988	144	305	360	2,548	504	2,853
4. Chris Nickson	2006	146	694	292	2,085	438	2,779
5. Whit Taylor	1982	153	198	406	2,481	559	2,679
6. Jay Cutler	2003	115	299	327	2,347	442	2,646
7. Eric Jones	1987	179	665	229	1,954	408	2,619
8. Jordan Rodgers	2012	91	71	319	2,539	410	2,610
9. Greg Zolman	2001	69	-8	357	2,512	426	2,504
10. A. Carta-Samuels	2013	75	115	281	2,268	356	2,383
11. Greg Zolman	2000	46	-62	354	2,441	400	2,379
12. Kurt Page	1984	41	-64	350	2,405	391	2,341
13. Whit Taylor	1981	64	-65	357	2,318	421	2,253
14. Jay Cutler	2004	109	349	241	1,844	350	2,193
15. Greg Zolman	1999	79	-90	300	2,059	379	1,969
16. Jordan Rodgers	2011	117	420	216	1,524	333	1,944
17. Jay Cutler	2002	123	393	212	1,433	335	1,826
18. Fred Fisher	1973	130	373	234	1,450	364	1,823
19. Damian Allen	1997	104	184	283	1,544	387	1,728
20. Bill Wade	1951	59	37	223	1,609	282	1,646

SINGLE-SEASON ALL-PURPOSE YARDAGE LEADERS

Name	Year	All-Purpose Yards	Description of Yardage
1. Warren Norman	2009	1,941 yards	(783 rushing; 108 receiving; 1050 KOR)
2. Corey Harris	1991	1,827 yards	(1103 rushing; 283 receiving; 441 KOR)
3. Doug Mathews	1969	1,744 yards	(849 rushing; 218 receiving; 607 KOR returns; 70 PR)
4. Tony Jackson	1992	1,560 yards	(652 rushing; 114 receiving; 794 KOR)
5. Kwane Doster	2002	1,523 yards	(798 rushing; 109 receiving; 616 KOR)

MISCELLANEOUS TOTAL OFFENSE RECORDS

INDIVIDUAL SINGLE-GAME (RUSHING & PASSING)

Most Plays	(79) Jay Cutler vs. Kentucky, 2005
Most Yards	(521) Whit Taylor vs. Tennessee, 1981
Highest Avg.	(14.8) Bill Wade vs. MTSU, 1950

INDIVIDUAL SINGLE-SEASON (RUSHING & PASSING)

Most Plays	(568) Jay Cutler, 2005
Highest Avg. (min. 95 plays)	(7.1) Bill Wade, 1950

INDIVIDUAL CAREER (RUSHING & PASSING)

Most Plays	(1,695) Jay Cutler, 2002-2005
Highest Avg. (min. 250 plays)	(6.1) Bill Wade, 1949-51

TEAM SINGLE-GAME (RUSHING & PASSING)

Most Plays	(94) vs. Kentucky, 2005
Most Yards	(798) vs. Northwestern, 1952
Highest Avg.	(8.7) vs. Miami, Fla., 1948

TEAM SINGLE-SEASON (RUSHING & PASSING)

Most Plays	(874) 2012
Most Yards	(4,936) 2012
Highest Avg. Per Game	(415.5) 1974



JAY CUTLER

Cutler virtually rewrote Vanderbilt passing records as a four-year starter from 2002-05.



WHIT TAYLOR

Taylor ranks among the leaders in numerous Vanderbilt offensive categories, including career total offense and passing yards.

RECORDS: SCORING

SINGLE-SEASON SCORING

	Name	Year	TDs	2-pt. Conv	PATs	FGs	Points
1.	Carey Spear	2013	1	-	48-48	15-19	99
2.	Jack Jenkins	1941	12	-	15-?	1-?	90
3.	Carey Spear	2012	-	-	27-27	20-24	87
T-4.	Jerron Seymour	2013	14	-	-	-	84
T-4.	Zac Stacy	2011	14	-	-	-	84
T-4.	Allama Matthews	1982	14	-	-	-	84
T-7.	Ronnie Gordon	1994	13	-	-	-	78
T-7.	Jamie O'Rourke	1974	13	-	-	-	78
T-9.	Charley Horton	1955	12	-	1-3	-	73
T-9.	Ricky Anderson	1982	-	-	31-31	14-22	73

CAREER SCORING

	Name	Years	TDs	2-Pt. Conv	PATs	FGs	Points
1.	Bryant Hahnfeldt	2005-08	-	-	117-121	46-72	255
2.	Carey Spear	2010-13	1	-	101/102	39-50	224
3.	John Markham	1997-2000	-	-	68-77	47-68	209
4.	Ricky Anderson	1981-84	-	-	72-75	40-75	192
5.	Zac Stacy	2009-12	30	-	-	-	180
6.	Johnny Clark	1986-89	-	-	57-62	36-52	165
7.	Dean Davidson	1947-50	26	-	-	-	156
8.	Jordan Matthews	2010-13	25	-	-	-	150
9.	Mike Woodard	1978-81	-	-	80-83	24-39	152
10.	Jack Jenkins	1940-42	19	-	30-?	1-?	147



ALLAMA MATTHEWS

A tight end to helped the Commodores to the Hall of Fame Bowl, Matthews caught a team-record 14 touchdown passes during the 1982 season.



FRANK MORDICA

The single-game rushing leader shares the team mark for touchdowns in a single game with former receiver Earl Bennett. Both scored five TDs in a game.

MISCELLANEOUS SCORING RECORDS

INDIVIDUAL SINGLE-GAME

Most Touchdowns Scored	(5) Earl Bennett, vs. Kentucky, 2005; Frank Mordica, vs. Air Force, 1978
Most Extra Point Attempts	(9) Zack Clinard, vs. Tennessee Tech, 1947
Most Extra Points Made	(8) Zack Clinard, vs. Marshall, 1948; Z. Clinard, vs. Tennessee Tech, 1947
Most Points Scored	(30) Earl Bennett, vs. Kentucky, 2005; Frank Mordica, vs. Air Force, 1978
Most Field Goals Made	(4) John Markham, vs. Duke, 2000; Hawkins Golden, vs. Georgia, 1973
Most Field Goal Attempts	(5) John Markham, at TCU, 2000; Rob Chura, at Kentucky, 1992; Ricky Anderson, at Kentucky, 1982; Greg Martin, vs. Oklahoma, 1977

INDIVIDUAL SINGLE-SEASON

Most Touchdowns Scored	(14) Allama Matthews, 1982; Zac Stacy, 2011
Most Extra Points Made	(40) Zack Clinard, 1948
Most Extra Point Attempts	(48) Zack Clinard, 1948
Most Field Goals Made	(20) Carey Spear, 2012
Most Field Goal Attempts	(24) Carey Spear, 2012
Highest Field Goal Pct.	(12 of 14, 85.7%) Hawkins Golden, 1973

INDIVIDUAL CAREER

Most Touchdowns Scored	(30) Zac Stacy, 2009-12
Most PAT Made	(117) Bryant Hahnfeldt, 2005-08
Most PAT Attempts	(121) Bryant Hahnfeldt, 2005-08
Most Field Goals Made	(47) John Markham, 1997-2000
Most Field Goal Attempted	(72) Bryant Hahnfeldt, 2005-08
Highest Field Goal Pct.	(72%) Jeff Owen, 1988-92
Most Points Scored	(255) Bryant Hahnfeldt, 2005-08

TEAM SINGLE-SEASON

Most Total Points Scored	(514 in 10 games) 1915
--------------------------	------------------------

RECORDS: RUSHING

Yearly Rushing Leaders

Year	Name	Att.	Yards	Avg.	TDs
2013	Jerron Seymour	164	716	4.4	14
2012	Zac Stacy	208	1,141	5.5	10
2011	Zac Stacy	201	1,193	5.9	14
2010	Warren Norman	77	459	6.0	4
2009	Warren Norman	145	783	5.4	3
2008	Jared Hawkins	139	593	4.3	4
2007	C. Jackson-Garrison	148	594	4.0	5
2006	Chris Nickson	146	694	4.8	9
2005	C. Jackson-Garrison	97	539	5.6	8
2004	Norval McKenzie	102	446	4.4	1
2003	Norval McKenzie	162	639	3.9	5
2002	Kwane Doster	160	798	5.0	3
2001	Lew Thomas	105	675	6.4	5
2000	Jared McGrath	133	527	4.0	5
1999	Rodney Williams	148	644	4.4	8
1998	Rodney Williams	126	608	4.8	3
1997	Jimmy Williams	98	527	5.4	2
1996	Jason Dunnivant	131	374	2.9	3
1995	Jermaine Johnson	267	1,072	4.0	4
1994	Jermaine Johnson	167	877	5.3	7
1993	Tony Jackson	120	607	5.1	3
1992	Tony Jackson	114	652	5.7	3
1991	Corey Harris	229	1,103	4.8	4
1990	Carlos Thomas	113	680	6.0	6
1989	Carlos Thomas	61	254	4.2	2
1988	Eric Jones	144	305	2.1	5
1987	Eric Jones	179	665	3.7	6
1986	Carl Woods	107	552	5.1	2
1985	Carl Woods	160	615	3.8	5
1984	Carl Woods	192	688	3.6	4
1983	Carl Woods	160	644	4.0	4
1982	Keith Edwards	88	340	3.9	3
1981	Van Heflin	105	374	3.6	3
1980	Terry Potter	149	579	3.9	7
1979	Frank Mordica	162	830	5.1	6
1978	Frank Mordica	173	1,065	6.2	8
1977	Frank Mordica	133	449	3.4	3
1976	Adolph Groves	96	347	3.6	2
1975	Lonnie Sadler	175	536	3.1	4
1974	Jamie O'Rourke	201	933	4.6	12
1973	Jamie O'Rourke	132	592	4.2	4
1972	Lonnie Sadler	122	423	3.5	1
1971	Jamie O'Rourke	165	677	4.1	4
1970	Steve Burger	162	552	3.4	10
1969	Doug Mathews	167	849	5.1	2
1968	Allan Spear	142	438	3.1	4
1967	Jim Whiteside	105	255	2.3	4
1966	Jim Whiteside	94	267	3.1	2
1965	Jim Whiteside	103	297	2.8	2
1964	Bob Sullins	133	512	3.8	3
1963	Bill Waldrup	67	244	3.7	3
1962	Hank Lesesne	105	214	2.0	1
1961	Hank Lesesne	112	325	2.9	1
1960	Jim Johnson	77	312	4.1	3
1959	Tom Moore	125	676	5.4	8
1958	Tom Moore	145	584	4.0	4
1957	Phil King	115	438	3.8	1
1956	Phil King	129	651	5.0	7
1955	Phil King	98	628	6.4	5
1954	Don Hunt	95	474	5.0	4
1953	Charley Horton	75	461	6.1	1
1952	R.C. Allen	106	397	3.7	2
1951	R.C. Allen	74	321	4.5	2
1950	Jim Tabor	111	654	5.9	6
1949	Herb Rich	177	668	3.8	5
1948	Herb Rich	95	514	5.4	4
1947	Dean Davidson	90	461	5.1	6
1946	J. P. Moore	73	263	3.6	3



ZAC STACY

In 2012, Stacy finished his career by setting all-time records with 3,143 rushing yards and 30 rushing TDs. He also holds the Vanderbilt single season mark with 1,191 rushing yards.



COREY HARRIS

Harris' 1,103 rushing yards in 1991 is the third highest total in team history

LONGEST RUSHING PLAYS

Yards	Player	Opponent	Date
90	Zac Stacy	at Wake Forest	11/24/2012
86	Zac Stacy	vs. Presbyterian	9/15/2012
81	Bill Marinangel	vs. Alabama	9/14/1996
80	Rand Dixon	at Cincinnati	10/13/1934
80	Zealand Thigpen	vs. LSU	11/6/1948
80	Van Heflin	at Air Force	11/17/1979
80	Warren Norman	at Ole Miss	9/18/2010
79	Frank Mordica	vs. Alabama	9/30/1978
78	Jermaine Johnson	vs. So. Carolina	10/22/1994
77	Phil King	vs. MTSU	10/22/1955
77	Frank Mordica	vs. Air Force	11/18/1978
77	Zac Stacy	vs. Ole Miss	9/17/2011

SINGLE-GAME RUSHING YARDS

Yards	Player	Opponent	Date
321	Frank Mordica	vs. Air Force	11/18/1978
214	Doug Mathews	at Tulane	11/1/1969
198	Zac Stacy	vs. Army	10/22/2011
187	Frank Mordica	vs. Citadel	9/22/1979
187	Jamie O'Rourke	at Tulane	10/30/1971
184	Zac Stacy	at Wake Forest	11/26/2011
180	Zac Stacy	at Wake Forest	11/24/2012
180	Corey Harris	at Army	11/2/1991
177	Jermaine Johnson	at Georgia	10/15/1994
174	Zac Stacy	vs. Presbyterian	9/15/2012
173	Lew Thomas	vs. Auburn	9/29/2001

SINGLE-SEASON RUSHING YARDS

	Name	Att.	Yards	Avg.	TDs
1.	Zac Stacy, 2011	201	1,193	5.9	14
2.	Zac Stacy, 2012	208	1,141	5.5	10
3.	Corey Harris, 1991	229	1,103	4.8	4
4.	Jermaine Johnson, 1995	267	1,072	4.0	4
5.	Frank Mordica, 1978	173	1,065	6.2	8
6.	Jamie O'Rourke, 1974	201	933	4.6	12
7.	Jermaine Johnson, 1994	167	877	5.3	7
8.	Doug Mathews, 1969	167	849	5.1	4
9.	Frank Mordica, 1979	162	830	5.1	6
10.	Kwane Doster, 2002	160	798	5.0	3

CAREER RUSHING YARDS

	Name	Att.	Yards	Avg.	TDs
1.	Zac Stacy, 2009-12	581	3,143	5.4	30
2.	Frank Mordica, 1976-79	546	2,632	4.8	18
3.	Carl Woods, 1983-86	619	2,490	4.0	15
4.	Jamie O'Rourke, 1971, 73-74	498	2,202	4.4	20
5.	Jermaine Johnson, 1993-95	486	2,152	4.4	13
6.	Jared McGrath, 1997-2000	492	2,151	4.4	9
7.	Lonnie Sadler, 1972-75	569	2,096	3.7	8
8.	Rodney Williams, 1998-2001	452	2,021	4.5	16
T-9.	C. Jackson-Garrison, 2004-07	410	1,814	4.4	18
T-9.	Everett Crawford, 1984-87	395	1,814	4.6	12

SINGLE-SEASON RUSHING LEADERS BY CLASS

Seniors	Yards	Juniors	Yards	Sophomores	Yards	Freshmen	Yards
1. Zac Stacy, 2012	1,141	1. Zac Stacy, 2011	1,193	1. Jermaine Johnson, 1994	877	1. Kwane Doster, 2002	798
2. Corey Harris, 1991	1,103	2. Jermaine Johnson, 1995	1,072	2. Jerron Seymour, 2013	716	2. Warren Norman, 2009	783
3. Jamie O'Rourke, 1974	933	3. Frank Mordica, 1978	1,065	3. Chris Nickson, 2006	694	3. Carl Woods, 1983	644
4. Doug Mathews, 1969	849	4. Eric Jones, 1987	665	4. Carl Woods, 1984	688	4. Rodney Williams, 1998	608
5. Frank Mordica, 1979	830	5. James Tabor, 1950	654	5. Carlos Thomas, 1990	680	5. Cliff Deese, 1992	538
6. Tom Moore, 1959	676	6. Tony Jackson, 1992	652	6. Jamie O'Rourke, 1971	677	6. Jimmy Williams, 1997	527
7. Lew Thomas, 2001	675	7. Phil King, 1956	651	7. Rodney Williams, 1999	644	7. Jared McGrath, 1997	491
8. Herb Rich, 1949	668	8. Norval McKenzie, 2003	639	T-8. Phil King, 1955	628	8. Zac Stacy, 2009	478
9. Everett Crawford, 1987	621	9. Carl Woods, 1985	615	T-8. Ronnie Gordon, 1994	577	9. Dean Davidson, 1947	461
10. Tony Jackson, 1993	607	10. C. Jackson-Garrison, 2006	614	T-10. Steve Burger, 1970	552	10. Everett Crawford, 1984	434
				T-10. Andy McCarroll, 1987	552		

RECORDS: RUSHING

CHRONOLOGICAL LIST OF INDIVIDUAL 100-YARD RUSHING GAMES

Date	Player	Opponent	Yards	Date	Player	Opponent	Yards	Date	Player	Opponent	Yards
9/28/2013	Jerron Seymour	UAB	107	9/23/1995	Jermaine Johnson	Texas Christian	117	9/30/1978	Frank Mordica	Alabama	106
12/31/2012	Zac Stacy	N.C. State	107	9/2/1995	Jermaine Johnson	Alabama	114	11/13/1976	Frank Mordica	Air Force	148
11/24/2012	Zac Stacy	Wake Forest	180	11/5/1994	Jermaine Johnson	Kentucky	109	9/18/1976	Adolph Groves	Wake Forest	139
10/20/2012	Zac Stacy	Auburn	169	10/22/1994	Jermaine Johnson	South Carolina	121	11/1/1975	Lonnie Sadler	Virginia	147
9/15/2012	Brian Kimbrow	Presbyterian	137	10/15/1994	Jermaine Johnson	Georgia	177	11/30/1974	Lonnie Sadler	Tennessee	100
9/15/2012	Zac Stacy	Presbyterian	174	10/15/1994	Ronnie Gordon	Georgia	126	11/30/1974	Jamie O'Rourke	Tennessee	152
11/26/2011	Zac Stacy	Wake Forest	184	10/8/1994	Eric Lewis	Cincinnati	134	11/16/1974	Jamie O'Rourke	Tulane	133
11/12/2011	Zac Stacy	Kentucky	135	10/8/1994	Jermaine Johnson	Cincinnati	104	10/20/1973	Lonnie Sadler	Georgia	109
10/27/2011	Zac Stacy	Arkansas	128	9/17/1994	Jermaine Johnson	Ole Miss	104	10/6/1973	Jamie O'Rourke	Virginia	173
10/22/2011	Zac Stacy	Army	198	9/3/1994	Ronnie Gordon	Wake Forest	114	9/9/1972	Walter Overton	Chattanooga	101
9/17/2011	Zac Stacy	Ole Miss	169	9/3/1994	Jermaine Johnson	Wake Forest	100	9/9/1972	Paul Brogdon	Chattanooga	107
11/13/2010	Kennard Reeves	Kentucky	105	9/3/1994	Cliff Deese	Wake Forest	113	11/20/1971	Jamie O'Rourke	Tampa	120
9/18/2010	Warren Norman	Ole Miss	111	11/13/1993	Tony Jackson	Navy	120	11/6/1971	Jamie O'Rourke	Kentucky	101
9/26/2009	Warren Norman	Rice	119	9/4/1993	Cliff Deese	Wake Forest	118	9/30/1971	Jamie O'Rourke	Tulane	187
9/5/2009	Zac Stacy	Western Carolina	133	9/4/1993	Tony Jackson	Wake Forest	110	11/21/1970	Mack Brown	Tampa	156
9/5/2009	Warren Norman	Western Carolina	105	11/14/1992	Tony Jackson	Navy	128	11/22/1969	Doug Mathews	Davidson	138
11/15/2008	Chris Nickson	Kentucky	118	9/12/1992	Tony Jackson	Duke	125	11/22/1969	Watson Brown	Davidson	118
9/13/2008	Jared Hawkins	Rice	107	11/9/1991	Marcus Wilson	Kentucky	107	11/1/1969	Doug Mathews	Tulane	214
8/28/2008	Chris Nickson	Miami (Ohio)	166	11/9/1991	Corey Harris	Kentucky	157	11/17/1962	Henry Lesesne	Tulane	109
9/15/2007	Cassen Jackson-Garrison	Ole Miss	119	11/2/1991	Corey Harris	Army	180	11/28/1959	Tom Moore	Tennessee	107
10/28/2006	Chris Nickson	Duke	150	10/19/1991	Sam Chalmers	Georgia	111	11/7/1959	Tom Moore	Kentucky	117
9/20/2006	Cassen Jackson-Garrison	Temple	142	10/19/1991	Corey Harris	Georgia	169	10/24/1959	Tom Moore	Virginia	119
9/24/2005	Cassen Jackson-Garrison	Richmond	119	9/21/1991	Corey Harris	LSU	113	9/21/1957	Phil King	Missouri	103
9/17/2005	Jeff Jennings	Ole Miss	103	11/10/1990	Carlos Thomas	Kentucky	171	9/21/1957	Jim Butler	Missouri	105
10/23/2004	Kwane Doster	Eastern Kentucky	117	10/20/1990	Carlos Thomas	Georgia	112	9/29/1956	Phil King	Chattanooga	116
11/15/2003	Jay Cutler	Kentucky	129	9/22/1990	Marcus Wilson	LSU	136	10/29/1955	Charley Horton	Virginia	106
9/6/2003	Norval McKenzie	Chattanooga	102	11/21/1987	Everett Crawford	Maryland	125	10/22/1955	Phil King	MTSU	138
11/16/2002	Kwane Doster	Kentucky	111	11/7/1987	Eric Jones	Kentucky	101	10/6/1951	Richard Foster	Alabama	104
10/26/2002	Kwane Doster	Connecticut	109	10/31/1987	Eric Jones	Rutgers	101	9/29/1951	Rives Allen	Auburn	122
10/19/2002	Kwane Doster	Georgia	118	10/17/1987	Eric Jones	Georgia	100	9/30/1950	Jim Tabor	Auburn	111
9/21/2002	Kwane Doster	Ole Miss	101	9/12/1987	Everett Crawford	Memphis	113	9/24/1949	Herb Rich	Georgia Tech	102
9/21/2002	Norval McKenzie	Ole Miss	101	10/4/1986	Carl Woods	Duke	112	11/19/1949	Dean Davidson	Marshall	125
9/7/2002	Jay Cutler	Furman	107	11/30/1985	Carl Woods	Tennessee	127	11/13/1948	Dean Davidson	Marshall	132
10/27/2001	Rodney Williams	Duke	155	11/9/1985	Everett Crawford	Kentucky	113	10/23/1948	Herb Rich	Yale	131
10/27/2001	Lew Thomas	Duke	123	10/24/1984	Everett Crawford	Ole Miss	121	10/9/1948	Herb Rich	Ole Miss	101
9/29/2001	Lew Thomas	Auburn	173	9/29/1984	Carl Woods	Alabama	115	11/29/1947	Robert Berry	Tennessee	105
11/6/1999	Jared McGrath	Florida	125	9/8/1984	Carl Woods	Kansas State	116	11/8/1947	Dean Davidson	Tennessee Tech	125
10/9/1999	Rodney Williams	The Citadel	127	11/5/1983	Carl Woods	Kentucky	119	10/12/1946	J.P. Moore	Florida	107
9/25/1999	Jared McGrath	Duke	111	10/1/1983	Carl Woods	Tulane	128				
11/7/1998	Jared McGrath	Florida	101	9/11/1982	Ernie Goolsby	Memphis	134				
10/31/1998	Rodney Williams	Duke	106	12/1/1979	Terry Potter	Tennessee	127				
10/10/1998	Rodney Williams	Western Michigan	156	11/17/1979	Van Heflin	Air Force	167				
10/3/1998	Rodney Williams	Texas Christian	115	10/27/1979	Frank Mordica	Ole Miss	115				
9/19/1998	Rodney Williams	Ole Miss	112	10/13/1979	Frank Mordica	Auburn	103				
11/2/1996	Marcus A. Williams	UAB	111	9/22/1979	Frank Mordica	Citadel	187				
11/25/1995	Jermaine Johnson	Tennessee	110	12/2/1978	Frank Mordica	Tennessee	114				
11/4/1995	Jermaine Johnson	Kentucky	137	11/18/1978	Frank Mordica	Air Force	321				
10/28/1995	Jermaine Johnson	Ole Miss	133	10/14/1978	Frank Mordica	Auburn	148				

MISCELLANEOUS RUSHING RECORDS

INDIVIDUAL SINGLE-GAME

Most Rushing Yards (321) Frank Mordica, 1978
 Most Rush Attempts (35) Jermaine Johnson vs. Kentucky, 1995;
 Jermaine Johnson vs. Florida, 1995; Jamie O'Rourke vs. Tulane, 1971
 Avg. Per Rush (15.4) Lew Thomas at Duke, 2001
 Most TDs Scored (5) Frank Mordica vs. Air Force, 1978

INDIVIDUAL SINGLE-SEASONS

Most Rushing Yards (1,193) Zac Stacy, 2011
 Most Rushes (267) Jermaine Johnson, 1995
 Average Per Rush (6.4) Phil King, 1955; Lew Thomas, 2001
 Most TDs Scored (14) Zac Stacy, 2011; Jerron Seymour, 2013

INDIVIDUAL CAREER

Most Rushing Yards (3,143) Zac Stacy, 2009-12
 Most Rushes (619) Carl Woods, 1983-86
 Avg. Per Rush (5.7) Charley Horton, 1952-55
 Most TDs Scored (30) Zac Stacy, 2009-12

TEAM SINGLE-GAME

Most Net Yards Gained (606) vs. Tennessee Tech, 1942
 Most Rushes (78) vs. Tulane, 1971
 Most First Downs Rushing (27) vs. Davidson, 1969
 Average Per Rush (9.1) vs. Air Force, 1978

TEAM SINGLE-SEASON

Most Net Yards Gained (2,894) 1974
 Most Attempts (613) 1974
 Most First Downs Rushing (149) 1974
 Average Per Rush (4.7) 1974
 Average Per Game (263.1) 1974
 Most TDs Scored (35) 1948

RECORDS: PASSING

Yearly Passing Leaders

Year	Name	Att.	Comp.	Pct.	Yards	TDs	INTs
2013	Austyn Carta-Samuels	281	183	68.7	2,268	11	9
2012	Jordan Rodgers	319	191	59.9	2,539	15	5
2011	Jordan Rodgers	216	108	50.0	1,542	9	10
2010	Larry Smith	247	117	47.4	1,262	6	5
2009	Larry Smith	227	106	46.7	1,126	4	7
2008	Mackenzi Adams	156	77	49.4	882	5	8
2007	Mackenzi Adams	182	101	55.5	1,043	9	6
2006	Chris Nickson	292	160	54.8	2,085	15	13
2005	Jay Cutler	462	273	59.1	3,073	21	9
2004	Jay Cutler	241	147	61.0	1,844	10	5
2003	Jay Cutler	327	187	57.2	2,347	18	13
2002	Jay Cutler	212	103	48.6	1,433	10	9
2001	Greg Zolman	357	186	52.1	2,512	14	9
2000	Greg Zolman	354	187	52.8	2,441	13	14
1999	Greg Zolman	300	154	51.3	2,059	10	16
1998	Greg Zolman	145	69	47.6	969	4	7
1997	Damian Allen	283	128	45.2	1,544	8	10
1996	Damian Allen	279	118	42.2	1,472	5	11
1995	Damian Allen	136	62	45.6	728	4	7
1994	Ronnie Gordon	203	86	42.4	991	2	9
1993	Ronnie Gordon	98	40	40.8	400	0	4
1992	Marcus Wilson	164	75	45.7	1,030	5	9
1991	Marcus Wilson	63	32	50.8	491	3	6
1990	Mike Healy	130	75	57.7	1,041	10	1
1989	John Gromos	320	154	48.1	1,744	9	12
1988	Eric Jones	360	196	54.4	2,548	11	14
1987	Eric Jones	229	139	60.7	1,954	16	11
1986	Mark Wracher	134	75	56.0	827	2	10
1985	John Gromos	224	124	55.4	1,483	6	10
1984	Kurt Page	350	203	58.0	2,405	16	9
1983	Kurt Page	493	286	58.0	3,178	14	29
1982	Whit Taylor	406	228	56.2	2,481	22	12
1981	Whit Taylor	357	209	58.5	2,318	15	10
1980	Whit Taylor	173	72	41.6	899	1	13
1979	Van Heflin	124	64	51.6	748	4	10
1978	Van Heflin	155	76	49.0	984	3	11
1977	Mike Wright	211	106	50.2	1,383	5	7
1976	Randy Hampton	107	53	49.5	805	3	5
1975	Fred Fisher	106	51	48.1	552	1	11
1974	David Lee	159	85	53.5	1,173	7	8
1973	Fred Fisher	234	128	48.1	1,450	11	5
1972	Steve Lainhart	89	34	38.2	524	3	9
1971	Steve Burger	134	57	42.5	671	1	9
1970	Denny Painter	106	43	40.6	563	1	5
1969	Watson Brown	111	69	62.2	696	6	8
1968	John Miller	201	99	49.3	1,164	5	18
1967	Roger May	149	82	55.0	929	9	15
1966	Gary Davis	153	62	40.5	777	0	13
1965	Bob Kerr	82	33	40.2	346	2	8
1964	David Waller	141	61	43.3	646	1	11
1963	Jon Cleveland	94	39	41.5	512	2	13
1962	Hank Lesesne	157	65	41.4	741	3	9
1961	Hank Lesesne	126	50	39.7	607	7	19
1960	Hank Lesesne	130	54	41.5	620	4	8
1959	Russ Morris	92	44	47.8	579	1	4
1958	Boyce Smith	105	49	46.7	638	6	5
1957	Boyce Smith	98	49	50.0	664	8	10
1956	Boyce Smith	57	27	47.4	361	1	6
1955	Don Orr	80	30	37.5	486	2	10
1954	Jim Looney	132	54	40.9	813	4	7
1953	Jim Looney	82	61	74.4	362	1	9
1952	Bill Krietemeyer	153	69	45.1	999	4	12
1951	Bill Wade	223	110	49.3	1,609	13	10
1950	Bill Wade	177	76	42.9	1,596	16	19
1949	Jamie Wade	143	62	43.4	1,021	8	12
1948	Bob Berry	27	15	55.6	360	3	1
1947	Jamie Wade	70	27	38.6	506	3	5
1946	Jamie Wade	44	12	27.3	222	1	3



KURT PAGE

Page set many of the Vanderbilt single-season passing records during the 1983 season that were eventually topped by Jay Cutler in 2005.

LONGEST PASSING PLAYS

Yards	Quarterback-Receiver	Opponent	Year
88	Marcus Wilson-Clarence Sevellian	vs. Tennessee	1992
87	Tom Gray-Bill Fuqua	vs. LSU	1945
86	Mike Healey-Clarence Sevellian	vs. Duke	1991
85	Bill Wade-Bucky Curtis	vs. Alabama	1950
84	Greg Zolman-Tavarus Hogans	vs. Ole Miss	1999
82	John Gromos-Carl Parker	vs. Virginia Tech	1985
82	Damian Allen-Todd Yoder	vs. Tennessee	1996
80	Jay Cutler-Brandon Smith	vs. Tennessee	2004
79	Mackenzi Adams-Sean Walker	vs. Duke	2008
79	Denny Painter-Dave Strong	vs. Tulane	1969
79	Eric Jones-Rodney Barrett	vs. Alabama	1988

SINGLE-GAME PASSING YARDS

Yards	Quarterback	Opponent	Date
464	Whit Taylor	at Tennessee	11/28/1981
452	Whit Taylor	vs. Air Force (<i>Hall of Fame Bowl</i>)	12/31/1982
446	Chris Nickson	at Kentucky	11/11/2006
441	Greg Zolman	vs. Kentucky	11/10/2001
395	Jay Cutler	vs. Kentucky	11/12/2005
391	Whit Taylor	vs. Tennessee	11/27/1982
361	Jay Cutler	at Florida	11/5/2005
358	Kurt Page	vs. Memphis	10/29/1983
353	Kurt Page	vs. Iowa State	9/17/1983
347	Kurt Page	vs. Alabama	9/24/1983
347	Kurt Page	at Kentucky	11/10/1984

SINGLE-SEASON PASSING LEADERS BY CLASS

Seniors	Yards	Juniors	Yards	Sophomores	Yards	Freshmen	Yards
1. Jay Cutler, 2005	3,073	1. Kurt Page, 1983	3,178	1. Jay Cutler, 2003	2,347	1. John Gromos, 1985	1,483
2. Eric Jones, 1988	2,548	2. Greg Zolman, 2000	2,441	2. Chris Nickson, 2006	2,085	2. Jay Cutler, 2002	1,433
3. Jordan Rodgers, 2012	2,539	3. Whit Taylor, 1981	2,318	3. Greg Zolman, 1999	2,059	3. Greg Zolman, 1998	969
4. Greg Zolman, 2001	2,512	4. Eric Jones, 1987	1,954	4. Fred Fisher, 1973	1,450	4. Watson Brown, 1969	696
5. Whit Taylor, 1982	2,481	5. Jay Cutler, 2004	1,844	5. John Miller, 1968	1,164	5. Tim Richardson, 1985	684
6. Kurt Page, 1984	2,405	6. Bill Wade, 1950	1,596	6. Larry Smith, 2009	1,126	6. David Wallace, 1998	678
7. Austyn Carta-Samuels, 2013	2,268	7. Jordan Rodgers, 2011	1,524	7. Mackenzi Adams, 2007	1,043	7. Patton Robinette, 2013	642
8. John Gromos, 1989	1,744	8. Damian Allen, 1996	1,472	8. Mike Healey, 1990	1,041	8. Whit Taylor, 1979	609
9. Damian Allen, 1997	1,544	9. Mike Wright, 1977	1,383	9. Ronnie Gordon, 1994	991	9. Mike Healey, 1989	574
10. David Lee, 1974	1,173	10. Larry Smith, 2010	1,262	10. Van Heflin, 1978	984	10. Ardell Fuller, 1981	407

RECORDS: PASSING

SINGLE-SEASON PASSING YARDS

Quarterback	Att.	Comp.	Pct.	Yards	TDs
1. Kurt Page, 1983	493	286	58.0	3,178	14
2. Jay Cutler, 2005	462	273	59.1	3,073	21
3. Eric Jones, 1988	360	195	54.4	2,548	11
4. Jordan Rodgers, 2012	319	191	59.9	2,539	15
5. Greg Zolman, 2001	357	186	52.1	2,512	14
6. Whit Taylor, 1982	406	228	56.2	2,481	22
7. Greg Zolman, 2000	354	187	52.8	2,441	13
8. Kurt Page, 1984	350	203	58.0	2,405	16
9. Jay Cutler, 2003	327	187	57.2	2,347	18
10. Whit Taylor, 1981	357	209	58.5	2,318	13

CAREER PASSING YARDS

Quarterback	Att.	Comp.	Pct.	Yards	TDs
1. Jay Cutler, 2002-05	1,242	710	57.2	8,697	59
2. Greg Zolman, 1998-2001	1,156	596	51.6	7,981	41
3. Whit Taylor, 1979-82	1,016	555	54.6	6,307	41
4. Kurt Page, 1981-84	936	531	56.7	6,233	35
5. Eric Jones, 1986-88	661	365	55.2	5,029	32
6. Jordan Rodgers, 2011-12	535	299	55.5	4,063	24
7. Damian Allen, 1994-97	699	307	43.9	3,704	17
8. Chris Nickson, 1985, 87-89	580	297	51.2	3,514	17
9. Chris Nickson, 2005-08	541	284	52.8	3,406	29
10. Bill Wade, 1949-51	437	201	46.0	3,397	31

CHRONOLOGICAL LIST OF INDIVIDUAL 250-YARD PASSING GAMES

Date	Quarterback	Opponent	Yards	Date	Quarterback	Opponent	Yards
10/5/2013	Austyn Carta-Samuels	Missouri	338	10/21/1989	John Gromos	Georgia	299
9/28/2013	Austyn Carta-Samuels	UAB	334	9/30/1989	John Gromos	Alabama	324
8/29/2013	Austyn Carta-Samuels	Ole Miss	300	11/26/1988	Eric Jones	Tennessee	272
11/10/2012	Jordan Rodgers	Ole Miss	279	11/12/1988	Eric Jones	Army	287
11/5/2011	Jordan Rodgers	Florida	297	11/5/1988	Eric Jones	Kentucky	251
10/9/2010	Larry Smith	Eastern Michigan	253	11/5/1988	Eric Jones	Kentucky	251
9/26/2009	Larry Smith	Rice	268	10/22/1988	Eric Jones	Ole Miss	255
9/1/2007	Chris Nickson	Richmond	284	10/1/1988	Eric Jones	Duke	257
11/11/2006	Chris Nickson	Kentucky	446	9/24/1988	Eric Jones	Alabama	327
11/4/2006	Chris Nickson	Florida	298	10/31/1987	Eric Jones	Rutgers	267
10/28/2006	Chris Nickson	Duke	250	9/19/1987	Eric Jones	Duke	342
11/19/2005	Jay Cutler	Tennessee	315	11/16/1985	John Gromos	Virginia Tech	316
11/12/2005	Jay Cutler	Kentucky	395	10/26/1985	Tim Richardson	Ole Miss	304
11/5/2005	Jay Cutler	Florida	361	9/6/1985	Mark Wracher	Alabama	290
10/22/2005	Jay Cutler	South Carolina	339	11/10/1984	Kurt Page	Kentucky	347
9/24/2005	Jay Cutler	Richmond	263	9/22/1984	Kurt Page	Kansas	270
9/17/2005	Jay Cutler	Ole Miss	314	9/15/1984	Kurt Page	Maryland	316
9/10/2005	Jay Cutler	Arkansas	278	11/26/1983	Kurt Page	Tennessee	329
9/1/2005	Jay Cutler	Wake Forest	276	11/12/1983	Kurt Page	Virginia Tech	256
11/20/2004	Jay Cutler	Tennessee	314	11/5/1983	Kurt Page	Kentucky	345
10/9/2004	Jay Cutler	Rutgers	260	10/29/1983	Kurt Page	Memphis	358
9/4/2004	Jay Cutler	South Carolina	270	10/15/1983	Kurt Page	Georgia	303
10/25/2003	Jay Cutler	South Carolina	319	10/8/1983	Kurt Page	Florida	261
10/4/2003	Jay Cutler	Mississippi State	295	10/1/1983	Kurt Page	Tulane	282
9/20/2003	Jay Cutler	TCU	250	9/24/1983	Kurt Page	Alabama	347
12/1/2001	Greg Zolman	Ole Miss	286	9/17/1983	Kurt Page	Iowa State	353
11/10/2001	Greg Zolman	Kentucky	441	12/31/1982	Whit Taylor	Air Force (Hall of Fame Bowl)	452
10/13/2001	Greg Zolman	Georgia	316	11/27/1982	Whit Taylor	Tennessee	391
9/8/2001	Greg Zolman	Alabama	253	11/13/1982	Whit Taylor	Virginia Tech	252
8/30/2001	Greg Zolman	Middle Tennessee	300	10/16/1982	Whit Taylor	Georgia	257
11/25/2000	Greg Zolman	Tennessee	258	10/9/1982	Whit Taylor	Florida	287
11/11/2000	Greg Zolman	Kentucky	263	11/28/1981	Whit Taylor	Tennessee	464
10/14/2000	Greg Zolman	Georgia	334	10/31/1981	Whit Taylor	Memphis	268
9/23/2000	Greg Zolman	Duke	266	9/19/1981	Whit Taylor	Mississippi State	288
9/16/2000	Greg Zolman	Ole Miss	278	9/12/1981	Whit Taylor	Maryland	259
9/2/2000	Greg Zolman	Miami (Ohio)	307	10/19/1974	Bill Lee	Georgia	271
11/13/1999	Greg Zolman	Kentucky	270	11/2/1962	Henry Lesesne	Boston College	254
9/18/1999	Greg Zolman	Ole Miss	344	12/1/1951	Bill Wade	Tennessee	251
10/24/1998	Greg Zolman	South Carolina	279	10/7/1950	Bill Wade	Alabama	297
10/12/1996	Damian Allen	North Texas	251	9/30/1950	Bill Wade	Auburn	275

MISCELLANEOUS PASSING RECORDS

INDIVIDUAL SINGLE-GAME

Most Attempts	(66) Jay Cutler vs. Kentucky, 2005
Most Completions	(39) Jay Cutler vs. Kentucky, 2005
Most TD Passes	(5) Jay Cutler vs. Kentucky, 2005; Bill Wade vs. Auburn, 1950
Most Passes had Intercepted	(5) Hank Lesesne vs. Alabama, 1961
Highest Completion Pct.	(81.8%) Hank Lesesne vs. Georgia, 1961

INDIVIDUAL SINGLE-SEASON (minimum of 100 pass attempts)

Most Attempts	(493) Kurt Page, 1983
Most Completions	(286) Kurt Page, 1983
Most TD Passes	(22) Whit Taylor, 1982
Most Passes had Intercepted	(29) Kurt Page, 1983
Highest Completion Pct.	(68.7%) Austyn Carta-Samuels, 2013
Fewest INTs	(1 interception in 130 attempts) Mike Healey, 1990

INDIVIDUAL CAREER

Most Attempts	(1,242) Jay Cutler, 2002-2005
Most Completions	(710) Jay Cutler, 2002-2005

Most TD Passes	(59) Jay Cutler, 2002-2005
Most Passes had Intercepted	(44) Kurt Page, 1981-84
Highest Completion Pct.	(57.2%) Jay Cutler, 2002-2005
Lowest Pct. of INTs	(3.01) Mike Healey, 1989-91

TEAM SINGLE-GAME

Most Attempts	(66) vs. Kentucky, 2005
Most Completions	(39) vs. Kentucky, 2005
Most TDs By Passing	(6) vs. Virginia Tech, 1982
Most First Downs Passing	(20) vs. Tennessee, 1981
Most Passes had Intercepted	(5) vs. Alabama, 1981; vs. Kentucky, 1983
Highest Completion Pct.	(87.5%) vs. Northwestern, 1952
Most Yards Gained	(464) vs. Tennessee, 1981

TEAM SINGLE-SEASON

Most Attempts	(519) 1983	Most First Downs	(149) 2005
Most Completions	(296) 1983	Most Pass INTs	(31) 1983
Highest Completion Pct.	(59.8) 1987	Most Yards Gained	(3,299) 1983
Most TDs By Passing	(26) 1982	Highest Avg.-Game	(299.9) 1983

RECORDS: RECEIVING

Yearly Receiving Leaders

Year	Receiver	Rec.	Yards	TDs
2013	Jordan Matthews	112	1,477	7
2012	Jordan Matthews	94	1,323	8
2011	Jordan Matthews	41	778	5
2010	Brandon Barden	34	425	3
2009	John Cole	36	382	1
2008	Sean Walker	36	520	3
2007	Earl Bennett	75	830	5
2006	Earl Bennett	82	1,146	6
2005	Earl Bennett	79	876	9
2004	Brandon Smith	41	553	3
2003	Erik Davis	41	638	8
2002	Dan Stricker	44	620	6
2001	Dan Stricker	65	1,079	8
2000	Dan Stricker	61	994	5
1999	Tavarus Hogans	53	837	1
1998	Tavarus Hogans	28	366	3
1997	Jimmy Williams	24	183	2
1996	Todd Yoder	21	471	3
1995	Sanford Ware	34	402	1
1994	Kenny Simon	20	271	1
1993	Kenny Simon	15	166	0
1992	Clarence Sevellian	33	701	5
1991	Corey Harris	23	283	0
1990	Clarence Sevellian	29	536	4
1989	Brad Gaines	67	634	2
1988	Boo Mitchell	78	1,213	5
1987	Carl Parker	42	806	12
1986	Everett Crawford	40	517	2
1985	Everett Crawford	50	533	2
1984	Keith Edwards	60	576	2
1983	Keith Edwards	97	909	0
1982	Allama Matthews	61	797	14
1981	Wamon Buggs	54	778	4
1980	Wamon Buggs	37	448	0
1979	Preston Brown	52	786	3
1978	Martin Cox	40	674	3
1977	Martin Cox	48	783	3
1976	Martin Cox	38	738	3
1975	Barry Burton	31	306	2
1974	Jesse Mathers	23	369	2
1973	Jesse Mathers	34	423	1
1972	Walter Overton	20	317	2
1971	Gary Chesley	19	253	0
1970	Curt Chesley	33	393	0
1969	Curt Chesley	44	516	5
1968	Curt Chesley	48	543	0
1967	Bob Goodridge	79	1,114	6
1966	Rusty Cantwell	17	157	0
1965	Toby Wilt	13	171	0
1964	Bennett Baldwin	20	261	1
1963	Bennett Baldwin	15	176	1
1962	Jeff Starling	34	494	2
1961	Jeff Starling	25	273	4
1960	Jeff Starling	14	127	1
1959	Tom Moore	14	170	2
1958	Tom Moore	12	135	0
1957	Phil King	14	172	2
1956	Bob Taylor	12	187	1
1955	Joe Stephenson	11	204	1
1954	Joe Stephenson	16	352	1
1953	Charles Hawkins	19	269	2
1952	Ben Roderick	29	384	1
1951	Ben Roderick	40	627	5
1950	Bucky Curtis	27	791	9
1949	Bucky Curtis	22	446	5
1948	Bucky Curtis	12	259	3
1947	John North	11	197	1
1946	John North	11	100	0

INDIVIDUAL SINGLE-SEASON RECEPTIONS

	Receiver	Year	Rec.	Yards	Avg.	TDs
1.	Jordan Matthews	2013	112*	1,477	13.2	7
2.	Keith Edwards	1983	97	909	9.4	0
3.	Jordan Matthews	2012	94	1,323	14.1	8
4.	Earl Bennett	2006	82	1,146	14.0	6
T-5.	Earl Bennett	2005	79	876	11.1	9
T-5.	Bob Goodridge	1967	79	1,114	14.1	6
7.	Boo Mitchell	1988	78	1,213	15.6	5
8.	Earl Bennett	2007	75	830	11.1	5
9.	Chuck Scott	1983	70	971	13.9	9
10.	Brad Gaines	1989	67	634	9.5	2

INDIVIDUAL SINGLE-SEASON RECEIVING YARDS

	Receiver	Year	Rec.	Yards	Avg.	TDs
1.	Jordan Matthews	2013	112*	1,477	13.2	7
2.	Jordan Matthews	2012	94	1,323	14.1	8
3.	Boo Mitchell	1988	78	1,213	15.6	5
4.	Earl Bennett	2006	82	1,146	14.0	6
5.	Bob Goodridge	1967	79	1,114	14.1	6
6.	Dan Stricker	2001	65	1,079	16.6	8
7.	Dan Stricker	2000	61	994	16.3	5
8.	Chuck Scott	1984	54	975	18.1	8
9.	Chuck Scott	1983	70	971	13.9	9
10.	Keith Edwards	1983	97	909	9.4	0

CAREER RECEPTIONS

	Receiver	Years	Rec.	Yards	Avg.	TDs
1.	Jordan Matthews	2010-13	262*	3,759*	13.4	24
2.	Earl Bennett	2005-2007	236	2,852	12.1	20
3.	Keith Edwards	1980, 82-83	200	1,757	8.8	3
4.	Boo Mitchell	1985-88	188	2,964	15.8	9
5.	Dan Stricker	1999-2002	182	2,880	15.8	21
6.	Chuck Scott	1981-84	145	2,219	15.3	20
7.	Everett Crawford	1984-87	143	1,503	10.5	4
8.	Martin Cox	1975-78	132	2,275	17.2	9
9.	Curt Chesley	1968-70	125	1,452	11.6	5
10.	Erik Davis	2002-2005	124	1,767	14.3	14

CAREER RECEIVING YARDS

	Receiver	Years	Rec.	Yards	Avg.	TDs
1.	Jordan Matthews	2010-13	262*	3,759*	13.4	24
2.	Boo Mitchell	1985-88	188	2,964	15.8	9
3.	Dan Stricker	1999-2002	182	2,880	15.8	21
4.	Earl Bennett	2005-07	236	2,852	12.1	20
5.	Martin Cox	1975-78	132	2,275	17.2	9
6.	Chuck Scott	1981-84	145	2,219	15.3	20
7.	Clarence Sevellian	1989-92	99	1,978	20.0	12
8.	Erik Davis	2002-2005	124	1,767	14.3	14
9.	Keith Edwards	1980, 82-83	200	1,757	8.8	3
10.	Carl Parker	1983, 85-87	118	1,721	14.6	16

* — SEC records

SINGLE-SEASON RECEIVING LEADERS BY CLASS

Seniors	Rec.	Juniors	Rec.	Sophomores	Rec.	Freshmen	Rec.
1. Jordan Matthews, 2013	112	1. Keith Edwards, 1983	97	1. Earl Bennett, 2006	82	1. Earl Bennett, 2005	79
2. Bob Goodridge, 1967	79	2. Jordan Matthews, 2012	94	2. Dan Stricker, 2000	61	2. Gerald Mitchell, 1985	45
3. Boo Mitchell, 1988	78	3. Earl Bennett, 2007	75	T-3. Chris Boyd, 2012	50	3. John Cole, 2009	36
4. Allama Matthews, 1982	61	4. Chuck Scott, 1983	70	T-3. Everett Crawford, 1985	50	4. Jesse Mathers, 1973	34
5. Keith Edwards, 1984	60	5. Brad Gaines, 1988	67	5. Martin Cox, 1977	48	5. Chris Boyd, 2011	31
6. Norman Jordan, 1982	56	6. Dan Stricker, 2001	65	T-6. Carl Parker, 1985	45	6. Brandon Barden, 2008	28
T-7. Wamon Buggs, 1981	54	7. Allama Matthews, 1981	50	T-6. Corey Harris, 1989	45	7. Jonathan Krause, 2010	24
T-7. Chuck Scott, 1984	54	8. Norman Jordan, 1981	49	8. Keith Edwards, 1982	43	8. Jimmy Williams, 1997	23
9. Tavarus Hogans, 1999	53	9. Curt Chesley, 1969	44	T-9. Erik Davis, 2003	41	9. Jason Mathenia, 2001	22
10. Preston Brown, 1979	52	10. Ernie Goolsby, 1981	42	T-9. Jordan Matthews, 2011	41		

RECORDS: RECEIVING

CHRONOLOGICAL LIST OF INDIVIDUAL 100-YARD RECEIVING GAMES

Date	Player	Opponent	Yards	Date	Player	Opponent	Yards
1/4/2014	Jordan Matthews	Houston	143	9/29/1990	Clarence Seavillian	Alabama	131
11/30/2013	Jordan Matthews	Wake Forest	125	11/11/1989	Corey Harris	Kentucky	110
11/23/2013	Jordan Matthews	Tennessee	133	10/21/1989	Brad Gaines	Georgia	168
11/16/2013	Jordan Matthews	Kentucky	141	9/30/1989	Corey Harris	Alabama	147
10/5/2013	Jordan Matthews	Missouri	123	9/23/1989	Corey Harris	Ohio	105
9/28/2013	Jordan Matthews	UAB	115	11/26/1988	Boo Mitchell	Tennessee	140
9/28/2013	Jonathan Krause	UAB	108	10/8/1988	Boo Mitchell	Georgia	129
9/21/2013	Jonathan Krause	UMass	105	10/1/1988	Boo Mitchell	Duke	138
9/14/2013	Jordan Matthews	South Carolina	106	9/24/1988	Boo Mitchell	Alabama	159
9/7/2013	Jordan Matthews	Austin Peay	111	9/17/1988	Boo Mitchell	Rutgers	104
8/29/2013	Jordan Matthews	Ole Miss	178	9/10/1988	Boo Mitchell	Mississippi State	144
11/24/2012	Jordan Matthews	Wake Forest	144	11/21/1987	Carl Parker	Maryland	115
11/17/2012	Jordan Matthews	Tennessee	115	11/7/1987	Carl Parker	Kentucky	169
11/10/2012	Jordan Matthews	Ole Miss	153	9/26/1987	Boo Mitchell	Alabama	143
10/27/2012	Jordan Matthews	UMass	112	9/19/1987	Carl Parker	Duke	177
10/13/2012	Jordan Matthews	Florida	131	11/16/1985	Carl Parker	Virginia Tech	133
9/22/2012	Chris Boyd	Georgia	110	11/9/1985	Everett Crawford	Kentucky	119
9/22/2012	Jordan Matthews	Georgia	119	10/26/1985	Tony Pearcey	Ole Miss	116
8/30/2012	Jordan Matthews	South Carolina	147	10/5/1985	Boo Mitchell	Tulane	100
10/29/2011	Jordan Matthews	Arkansas	151	9/14/1985	Boo Mitchell	Kansas	184
11/5/2011	Jordan Matthews	Florida	170	12/1/1984	Chuck Scott	Tennessee	121
11/12/2011	Jordan Matthews	Kentucky	131	11/10/1984	Keith Edwards	Kentucky	147
10/9/2010	John Cole	Eastern Michigan	103	1/10/1984	Chuck Scott	Kentucky	113
10/18/2008	Sean Walker	Duke	138	10/6/1984	Chuck Scott	Tulane	145
9/15/2007	Earl Bennett	Ole Miss	100	9/15/1984	Chuck Scott	Maryland	162
9/1/2007	Earl Bennett	Richmond	223	11/12/1983	Chuck Scott	Virginia Tech	151
11/11/2006	Earl Bennett	Kentucky	220	11/5/1983	Chuck Scott	Kentucky	146
11/4/2006	Marlon White	Florida	121	10/29/1983	Keith Edwards	Memphis	130
11/4/2006	Earl Bennett	Florida	157	10/15/1983	Keith Edwards	Georgia	141
10/28/2006	Earl Bennett	Duke	184	10/8/1983	Keith Edwards	Florida	124
10/7/2006	Earl Bennett	Ole Miss	179	9/24/1983	Chuck Scott	Alabama	159
11/19/2005	Earl Bennett	Tennessee	167	12/31/1982	Norman Jordan	Air Force	173
11/12/2005	George Smith	Kentucky	110	11/27/1982	Phil Roach	Tennessee	144
11/5/2005	Erik Davis	Florida	127	11/27/1982	Chuck Scott	Tennessee	118
10/22/2005	Earl Bennett	South Carolina	204	10/9/1982	Allama Matthews	Florida	102
9/24/2005	Earl Bennett	Richmond	124	9/25/1982	Allama Matthews	Alabama	152
9/17/2005	Erik Davis	Ole Miss	107	11/28/1981	Norman Jordan	Tennessee	101
9/10/2005	Erik Davis	Arkansas	110	11/28/1981	Allama Matthews	Tennessee	177
11/20/2004	Brandon Smith	Tennessee	160	10/7/1981	Wamon Buggs	Georgia	139
11/20/2004	Marlon White	Tennessee	118	9/19/1981	Wamon Buggs	Mississippi State	102
10/9/2004	Brandon Smith	Rutgers	150	9/19/1981	Allama Matthews	Mississippi State	118
10/25/2003	Erik Davis	South Carolina	103	10/27/1979	Preston Brown	Ole Miss	175
10/4/2003	Brandon Smith	Mississippi State	124	10/20/1979	Preston Brown	Georgia	125
8/30/2003	Erik Davis	Ole Miss	138	10/6/1979	Preston Brown	Tulane	108
10/19/2002	Dan Stricker	Georgia	109	11/4/1978	Martin Cox	Memphis	116
9/21/2002	M.J. Garrett	Ole Miss	128	9/30/1978	Martin Cox	Alabama	133
9/7/2002	Dan Stricker	Furman	132	11/12/1977	Martin Cox	Air Force	105
12/1/2001	Dan Stricker	Ole Miss	169	11/27/1976	Martin Cox	Tennessee	105
10/10/2001	Dan Stricker	Kentucky	204	11/13/1976	Martin Cox	Air Force	104
10/10/2001	Rodney Williams	Kentucky	102	11/6/1976	Martin Cox	Kentucky	105
10/27/2001	Dan Stricker	Duke	101	10/2/1976	Bill Kemp	Tulane	105
10/13/2001	Dan Stricker	Georgia	137	12/1/1973	Barry Burton	Tennessee	105
8/30/2001	M.J. Garrett	MTSU	219	9/22/1973	Doug Martin	Mississippi State	114
11/25/2000	Dan Stricker	Tennessee	114	10/24/1970	Karl Weiss	Ole Miss	107
10/21/2000	Dan Stricker	South Carolina	117	10/19/1968	Curtis Chesley	Georgia	109
9/23/2000	Dan Stricker	Duke	147	9/28/1968	Curtis Chesley	Army	128
9/16/2000	Dan Stricker	Ole Miss	144	9/21/1968	Curtis Chesley	VMI	123
9/9/2000	Dan Stricker	Alabama	121	12/2/1967	Bob Goodridge	Tennessee	105
11/13/1999	Tavarus Hogans	Kentucky	144	11/18/1967	Bob Goodridge	Navy	201
11/6/1999	Tavarus Hogans	Florida	153	10/28/1967	Bob Goodridge	Florida	106
9/25/1999	Tavarus Hogans	Duke	113	10/14/1967	Bob Goodridge	Alabama	130
9/18/1999	Tavarus Hogans	Ole Miss	178	9/30/1967	Bob Goodridge	William & Mary	177
10/31/1998	Anthony Jones	Duke	108	11/17/1962	Marion Starling	Tulane	106
10/12/1996	Todd Yoder	North Texas	106	11/1/1952	Malcolm Cook	Washington & Lee	125
9/21/1996	Todd Yoder	Ole Miss	122	10/18/1952	Malcolm Cook	Florida	109
11/11/1995	Sanford Ware	Louisiana Tech	101	11/3/1951	Ben Roderick	Chattanooga	111
11/28/1992	Clarence Seavillian	Tennessee	222	11/3/1950	Bucky Curtis	Arkansas	163
9/12/1992	Clarence Seavillian	Duke	104	10/21/1950	Bucky Curtis	Florida	120
10/12/1991	Corey Harris	Auburn	107	10/7/1950	Bucky Curtis	Alabama	196
11/17/1990	Mark Johnson	Army	100	9/23/1950	Bucky Curtis	MTSU	120



JORDAN MATTHEWS

Matthews established new SEC records with 112 catches in a season, 262 career receptions and 3,749 receiving yards.



EARL BENNETT

Bennett posted 236 career catches, 2,852 receiving yards and 20 touchdowns during a three-year career (2005-07).

SINGLE-SEASON RECEIVING YARDS

Yards	Receiver	Opponent	Date
223	Earl Bennett	Richmond	9/1/2007
222	Clarence Seavillian	vs. Tennessee	11/28/1992
220	Earl Bennett	at Kentucky	11/11/2006
219	M.J. Garrett	vs. MTSU	8/30/2001
204	Earl Bennett	at So. Carolina	10/22/2005
204	Dan Stricker	at Duke	10/27/2001
201	Bob Goodridge	at Navy	11/18/1967
196	Bucky Curtis	at Alabama	10/7/1950
184	Earl Bennett	at Duke	10/28/2006
184	Boo Mitchell	at Kansas	9/14/1985
179	Earl Bennett	at Ole Miss	10/7/2006
178	Jordan Matthews	vs. Ole Miss	8/29/2013
178	Tavarus Hogans	vs. Ole Miss	10/2/1999
177	Bob Goodridge	vs. William & Mary	9/30/1967
177	Allama Matthews	at Tennessee	11/28/1981
177	Carl Parker	at Duke	9/19/1987

TOUCHDOWNS

Career	
1. Jordan Matthews, 2010-13	24
2. Dan Stricker, 1909-2002	21
T-3. Earl Bennett, 2005-07	20
T-3. Chuck Scott, 1981-84	20
5. Allama Matthews, 1981-82	18
Single Season	
1. Allama Matthews, 1982	14
2. Carl Parker, 1987	12
T-3. Bucky Curtis, 1950	9
T-3. Chuck Scott, 1983	9
T-3. Earl Bennett, 2005	9
T-6. Jordan Matthews, 2012	8
T-6. Chris Boyd, 2011	8
T-6. Chuck Scott, 1984	8
T-6. Dan Stricker, 2001	8
T-6. Erik Davis, 2003	8

MISCELLANEOUS RECEIVING RECORDS

INDIVIDUAL SINGLE GAME	
Most Receptions	(20) Norman Jordan, vs. Air Force, Hall of Fame Bowl, 1982
Most Receiving Yards	(223) Earl Bennett, vs. Richmond, 2007
Most TD Receptions	(5) Earl Bennett, vs. Kentucky, 2005 *
Highest Avg. Per Rec. (min. 5)	(37.0 yds) Clarence Seavillian, vs. Tennessee, 1992 (6 for 222 yds)
INDIVIDUAL SINGLE-SEASON	
Most Receptions	112, Jordan Matthews, 2013 *
Most Receiving Yards	1,477, Jordan Matthews, 2013
Most TD Receptions	(14) Allama Matthews, 1982
INDIVIDUAL CAREER	
Most Receptions	262, Jordan Matthews, 2010-13 *
Most Receiving Yards	3,759, Jordan Matthews, 2010-13 *
Most TD Receptions	24, Jordan Matthews, 2010-13
*Equals or Sets SEC record	

RECORDS: PUNT RETURNS

Yearly Punt Return Leaders

Year	Returner	No.	Yards	Avg.
2013	Jonathan Krause	18	64	3.6
2012	Jonathan Krause	25	281	11.2
2011	Jonathan Krause	19	78	4.1
2010	John Cole	18	143	7.9
2009	Alex Washington	25	118	4.7
2008	D.J. Moore	17	244	14.4
2007	Alex Washington	25	165	6.6
2006	Alex Washington	10	56	5.6
2005	Earl Bennett	12	76	6.3
2004	Dominique Morris	11	82	7.5
2003	Ronald Hatcher	36	298	8.3
2002	Grant Brigham	11	47	4.3
2001	Ronald Hatcher	15	107	7.1
2000	Ronald Hatcher	23	216	9.4
1999	Jimmy Williams	38	285	7.5
1998	Alvin Duke	14	144	10.3
1997	Alvin Duke	32	277	8.7
1996	Alvin Duke	33	305	9.2
1995	Sanford Ware	25	197	7.8
1994	Sanford Ware	21	81	3.9
1993	Jeff Brothers	13	68	5.2
1992	Jeff Brothers	20	246	12.3
1991	Robert Davis	18	113	6.3
1990	Corey Harris	9	27	3.0
1989	Corey Harris	23	209	9.1
1988	Derrick Payne	15	61	4.1
1987	Carl Parker	10	49	4.9
1986	Thanh Anderson	23	107	4.7
1985	Mike MacIntyre	18	39	2.2
1984	Manuel Young	19	93	4.9
1983	Rick Risser	8	68	8.5
1982	Manuel Young	24	163	6.8
1981	Manuel Young	27	163	6.8
1980	Manuel Young	6	38	6.3
1979	Mark Brown	16	46	2.9
1978	Preston Brown	6	101	16.8
1977	Preston Brown	21	137	6.5
1976	Preston Brown	16	213	13.3
1975	Jay Chesley	25	178	7.1
1974	Jay Chesley	12	123	10.3
1973	Phil Atter	11	91	8.3
1972	Walter Overton	24	200	8.3
1971	Walter Overton	21	202	9.6
1970	Curt Chesley	12	76	6.3
1969	Watson Brown	5	79	15.8
1968	Doug Mathews	30	354	11.8
1967	Bob Goodridge	13	82	6.3
1966	Bernie Kemple	4	23	5.8
1965	Chuck Boyd	8	113	14.1
1964	Steve Bevil	7	90	12.6
1963	Toby Wilt	11	94	8.5
1962	Terrell Dye	9	70	7.8
1961	Thom Garden	9	71	7.8
1960	Ed Creagh	18	106	5.9
1959	Dillon Johnston	10	100	10.0
1958	David Ray	10	299	19.9
1957	Phil King	8	99	12.4
1956	Phil King	20	247	12.4
1955	Charley Horton	21	220	10.5
1954	Charley Horton	13	172	13.2
1953	Charley Horton	5	116	23.2
1952	Charley Horton	8	169	21.1
1951	Richard Foster	14	123	8.8
1950	Richard Foster	7	89	12.7
1949	Lee Nalley	35	498	14.2
1948	Lee Nalley	43	791	18.4
1947	Lee Nalley	34	419	12.3
1946	J.P. Moore	32	643	20.1



JONATHAN KRAUSE

Krause returned two punts for touchdowns in 2012, becoming the first Commodore to produce two scores on punt returns in a single season since 1968.



LEE NALLEY

Nalley held both team and NCAA records. He returned five punts for touchdowns, averaging 15.3 yards on 112 career returns.

SINGLE-SEASON PUNT RETURN AVG.

Name (Min: 200 ret. yards)	No.	Yards	Avg.	TDs
1. Lee Nalley, 1948	43	791	18.4	3
2. D.J. Moore, 2008	17	244	14.4	0
3. Lee Nalley, 1949	35	498	14.2	1
4. Phil King, 1956	20	247	12.4	1
5. Lee Nalley, 1947	34	419	12.3	1
6. Doug Matthews, 1968	30	354	11.8	2
7. Jonathan Krause, 2012	25	281	11.2	2
8. Alvin Duke, 1996	33	305	9.2	1
9. Alvin Duke, 1997	32	277	8.7	0
10. Ronald Hatcher, 2003	36	298	8.3	0

CAREER PUNT RETURN YARDS

Name	No.	Yards	Avg.	TDs
1. Lee Nalley, 1947-49	112	1,708	15.3	5
2. Alvin Duke, 1996-98	79	726	9.2	1
3. Charley Horton, 1952-55	47	677	14.4	3
4. Ronald Hatcher, 2000-03	76	647	8.5	0
5. Preston Brown, 1976-79	59	497	10.6	2
6. Doug Matthews, 1968-69	43	424	9.9	2
7. Jonathan Krause, 2010-13	61	423	6.9	2
7. Jimmy Williams, 1997-00	53	403	7.6	1
8. Walter Overton, 1971-72	45	402	8.9	1
10. Manuel Young, 1981-84	59	363	6.2	0

MISC. PUNT RETURN RECORDS

INDIVIDUAL SINGLE-GAME

Most Punt Returns (8) J.P. Moore, vs. Florida, 1946
Lee Nalley, vs. Ole Miss, 1948

Most Return Yards (203) Lee Nalley, vs. Kentucky, 1948

INDIVIDUAL SINGLE-SEASON

Most Punt Returns (43) Lee Nalley, 1948
Highest Return Avg. 19.9 (10 for 199) David Ray, 1958

Most TDs - Punt Returns (3) Lee Nalley, 1948

INDIVIDUAL CAREER

Most Punt Returns (112) Lee Nalley, 1947-49

Most TDs - Punt Returns (5) Lee Nalley

Highest Avg. Per Return (min. 25) (15.3) Lee Nalley

TEAM SINGLE-GAME

Most Punts Returned (11) N.C. State, 1946

Most Yards Returned (203) Kentucky, 1948

Avg. Gain Per Return 33.8 (6 for 203) Kentucky, 1948

TEAM SINGLE-SEASON

Most Punts Returned 907 (55 attempts) 1948

Highest Avg. Per Return (16.5) 1948

Most TDs On Punt Returns (3) 1948

CHRONOLOGICAL LIST OF PUNT RETURNS FOR TOUCHDOWNS

Date	Player	Opponent	Yards	Date	Player	Opponent	Yards	Date	Player	Opponent	Yards
11/24/2012	Jonathan Krause	Wake Forest	83	9/16/1978	Preston Brown	Arkansas	90	10/27/1956	Phil King	MTSU	93
11/24/2012	Casey Hughes	Wake Forest 0 (block)		10/23/1976	Preston Brown	Air Force	84	11/5/1955	Charley Horton	Kentucky	62
9/15/2012	Jonathan Krause	UMass	40	9/25/1971	Walter Overton	Miss. State	57	9/26/1953	Charley Horton	Pennsylvania	87
11/6/2010	Javon Marshall	Florida 4 (block)		11/7/1969	Watson Brown	Kentucky	62	11/7/1952	Charley Horton	Miami (Fla.)	58
11/4/2000	Matt Stewart	Florida 24 (block)		11/22/1968	Doug Mathews	Davidson	89	10/29/1949	Lee Nalley	Auburn	60
9/11/1999	Jimmy Williams	No. Illinois	65	9/21/1968	Doug Mathews	VMI	72	12/3/1948	Lee Nalley	Miami (Fla.)	59
9/14/1996	Alvin Duke	Alabama	88	10/30/1965	Steve Bevil	Tulane	67	10/29/1948	Lee Nalley	Auburn	52
9/18/1993	Gabe Banks	Ole Miss	Block	10/9/1965	Chuck Boyd	Alabama	69	10/16/1948	Lee Nalley	Kentucky	88
10/21/1989	Corey Harris	Georgia	60	11/7/1964	Steve Bevil	Kentucky	72	11/14/1947	Lee Nalley	Miami (Fla.)	88
11/22/1980	Tom Burson	Chattanooga	46	11/16/1958	William Smith	Florida	53				
12/2/1979	Lyle Kilpatrick	Tennessee 5 (block)		9/20/1958	David Ray	Missouri	81				

RECORDS: KICK RETURNS

Yearly Kick Return Leaders

Year	Returner	No.	Yards	Avg.
2013	Darrius Sims	25	571	22.8
2012	Brian Kimbrow	22	486	22.1
2011	Andre Hal	31	738	23.8
2010	Warren Norman	22	558	25.4
2009	Warren Norman	40	1,050*	26.2
2008	D.J. Moore	21	407	19.4
2007	D.J. Moore	32	823	25.7
2006	Alex Washington	19	364	19.2
2005	Earl Bennett	19	405	21.3
2004	Kwane Doster	30	575	19.2
2003	Kwane Doster	26	568	21.8
2002	Kwane Doster	24	616	25.7
2001	Ronald Hatcher	29	595	20.5
2000	Ray Perkins	14	344	24.6
1999	Jimmy Williams	17	376	22.1
1998	Jimmy Williams	29	678	23.4
1997	Jimmy Williams	20	476	23.8
1996	Corey Chavous	16	394	24.6
1995	Cliff Deese	22	473	21.5
1994	Gabe Banks	26	469	18.0
1993	Tony Jackson	31	753	24.3
1992	Tony Jackson	32	794	24.8
1991	Corey Harris	22	445	20.2
1990	Mark Johnson	25	525	21.0
1989	Corey Harris	20	484	24.2
1988	Mark Johnson	27	521	19.3
1987	Mark Johnson	28	635	22.7
1986	Mark Johnson	27	582	21.6
1985	Clay Parker	19	409	21.5
1984	Kenny Weatherspoon	17	337	19.8
1983	Clay Parker	17	368	21.6
1982	Clay Parker	15	341	22.7
1981	Clay Parker	13	270	20.8
1980	James Williams	19	446	23.5
1979	Lucius High	15	313	20.9
1978	Terry Potter	8	152	19.0
1977	Preston Brown	24	438	18.3
1976	Preston Brown	17	380	22.4
1975	Martin Cox	19	462	24.3
1974	Ed Parrish	12	264	22.0
1973	Doug Nettles	20	437	21.9
1972	Doug Nettles	23	566	24.6
1971	Doug Nettles	22	447	20.3
1970	Jeff Peebles	33	646	19.6
1969	Doug Mathews	26	607	23.3
1968	Dave Strong	17	348	20.4
1967	Dave Strong	28	577	20.6
1966	Rusty Cantwell	17	405	23.8
1965	Toby Wilt	16	337	21.0
1964	Toby Wilt	13	307	23.6
1963	Toby Wilt	14	289	20.6
1962	Arthur Guepe	10	224	22.4
1961	Steve Shaw	7	162	23.1
1960	Ed Creagh	11	248	22.5
1959	Tom Moore	9	210	23.3
1958	Tom Moore	4	106	26.5
1957	Phil King	8	240	30.0
1956	Gerald Hudson	5	101	20.2
1955	Charley Horton	8	156	19.5
1954	Charley Horton	5	113	22.6
1953	Charley Horton	15	284	18.9
1952	William Stack	7	143	20.4
1951	Richard Foster	7	181	25.9
1950	Mac Robinson	10	182	18.2
1949	Lee Nalley	8	226	28.3
1948	Herb Rich	6	166	27.7
1947	Bobby Berry	6	135	22.5
1946	J.P. Moore	5	161	32.2



WARREN NORMAN

As a freshman in 2009, Norman tied the SEC record by returning three kicks for touchdowns.



KWANE DOSTER

As a freshman in 2002, Doster set an SEC single-season record with 243 kickoff returns at Ole Miss.

LONGEST KICKOFF RETURNS

Yards	Player	Opponent	Year
100	Preston Brown	at Ole Miss	1977
99	Warren Norman	at South Carolina	2009
97	Tony Jackson	vs. Duke	1992
97	Lee Nalley	at Florida	1949
96	Jimmy Williams	at Kentucky	1998
96	Andre Hal	vs. Georgia	2011
95	Kwane Doster	at Ole Miss	2002
95	Doug Nettles	at Virginia	1971
94	Jack Hudson	vs. Virginia	1955
92	Mark Johnson	at Tulane	1987
88	Phil King	at Florida	1957

SINGLE-SEASON KICKOFF RET. AVG.

	Returner (Min: 10)	No.	Yards	Avg.	TDs
1.	Warren Norman, 2009	40	1,050	26.2	3
T-2.	D.J. Moore, 2007	32	823	25.7	0
T-2.	Kwane Doster, 2002	24	616	25.7	0
4.	Warren Norman, 2010	22	558	25.4	0
5.	Tony Jackson, 1992	32	794	24.8	1
T-6.	Ray Perkins, 2000	14	344	24.6	0
T-6.	Corey Chavous, 1996	16	394	24.6	0
T-6.	Doug Nettles, 1972	23	566	24.6	0
T-9.	Tony Jackson, 1993	31	753	24.3	0
T-9.	Martin Cox, 1975	19	462	24.3	0

CAREER KICKOFF RET. YARDAGE

	Returner	No.	Yards	Avg.	TDs
1.	Mark Johnson, 1986-90	107	2,263	21.1	1
2.	Tony Jackson, 1989-93	85	2,004	23.6	1
3.	Kwane Doster, 2002-04	80	1,759	22.0	0
4.	Jimmy Williams, 1997-00	73	1,677	22.8	1
5.	Warren Norman, 2009-	64	1,640	25.3	3
6.	Corey Harris, 1988-91	74	1,614	21.8	0
7.	Preston Brown, 1976-79	80	1,497	18.7	1
8.	Doug Nettles, 1971-73	65	1,450	22.3	1
9.	Clay Parker, 1981-82, 85	64	1,388	21.7	0
10.	D.J. Moore, 2006-08	55	1,256	22.8	0

KICKOFF RETURNS FOR TDS

Date	Returner	Opponent	Yards
10/15/2011	Andre Hal	vs. Georgia	96
10/31/2009	Warren Norman	vs. Georgia Tech	80
10/24/2009	Warren Norman	at South Carolina	99
10/10/2009	Warren Norman	at Army	76
11/13/1998	Jimmy Williams	at Kentucky	96
9/12/1992	Tony Jackson	vs. Duke	97
10/3/1987	Mark Johnson	at Tulane	92
10/22/1977	Preston Brown	at Ole Miss	100
10/2/1971	Doug Nettles	at Virginia	95
10/29/1955	Jack Hudson	vs. Virginia	94
10/15/1949	Lee Nalley	at Florida	96

MISCELLANEOUS KICKOFF RETURN RECORDS

INDIVIDUAL SINGLE-GAME

Most Kickoff Returns (8) Kwane Doster, Ole Miss, 2002;
Ronald Hatcher, Florida, 2001; Tony Jackson, Florida, 1992;
Doug Mathews, Florida, 1969

Most Kickoff Return Yardage (243) Kwane Doster, Ole Miss, 2002

INDIVIDUAL SINGLE-SEASON

Most Kickoff Returns (40) Warren Norman, 2009
Most Kickoff Return Yards (1,050) Warren Norman, 2009
Most Kickoff Returns for Touchdown (3) Warren Norman, 2009
Highest Return Avg. Warren Norman, 2009 (26.2, 40 for 1,050 yds.)

TEAM SINGLE-GAME

Most Kickoffs Returned (9) Alabama, 1990; Auburn, 1990
Most Yards Returned (243, 8 returns) Ole Miss, 2002

TEAM SINGLE-SEASON

Most Kickoffs Returned (58) 1990
Most Yards Returned (1,194) 1987

INDIVIDUAL CAREER

Most Kickoff Returns (107) Mark Johnson, 1986-88, 1990
Average Per Return (min. 25) 23.6 Tony Jackson, 1989, 1991-93

RECORDS: FIELD GOALS

Yearly Field Goal Leaders

Year	Kicker	FG-FGA	Pct.	Long
2013	Carey Spear	15-19	78.9	54
2012	Carey Spear	20-24	83.3	52
2011	R. Fowler/C. Spear	4-7	66.7	37 (ea.)
2010	Ryan Fowler	8-13	61.5	31
2009	Ryan Fowler	16-21	76.2	47
2008	Bryant Hahnfeldt	13-18	72.2	48
2007	Bryant Hahnfeldt	13-20	65.0	45
2006	Bryant Hahnfeldt	8-17	47.1	51
2005	Bryant Hahnfeldt	12-17	70.6	48
2004	Patrick Johnson	7-14	50.0	44
2003	Tolga Ertugrul	5-10	50.0	38
2002	Greg Johnson	8-13	61.5	46
2001	Chuck Folino	3-6	50.0	38
2000	John Markham	14-18	77.8	52
1999	John Markham	12-16	75.0	49
1998	John Markham	13-21	61.9	49
1997	John Markham	8-13	61.5	49
1996	Brett Speakman	7-12	58.3	39
1995	Steve Yenner	8-14	57.1	55
1994	Steve Yenner	5-13	38.5	42
1993	Steve Yenner	8-13	61.5	53
1992	Rob Chura	10-20	50.0	51
1991	Jeff Owen	11-14	78.5	50
1990	Jeff Owen	7-11	63.6	42
1989	Johnny Clark	10-14	71.4	47
1988	Johnny Clark	12-18	66.7	43
1987	Johnny Clark	14-20	70.0	54
1986	Alan Herline	11-18	61.1	46
1985	Alan Herline	9-15	60.0	51
1984	Ricky Anderson	16-19	84.2	53
1983	Ricky Anderson	10-16	62.5	52
1982	Ricky Anderson	14-22	63.6	49
1981	Mike Woodard	8-10	80.0	48
1980	Mike Woodard	5-11	45.4	42
1979	Mike Woodard	6-10	60.0	47
1978	Mike Woodard	5-8	62.5	52
1977	Greg Martin	9-16	56.3	43
1976	Greg Martin	7-17	41.2	46
1975	Mike Adams	12-19	63.2	49
1974	Mike Adams	11-13	84.6	42
1973	Hawkins Golden	12-14	85.7	55
1972	Hawkins Golden	4-9	44.4	52
1971	Taylor Stokes	1-5	20.0	40
1970	Bob Bayless	6-8	75.0	41
1969	Ernie Perez	1-5	20.0	36
1968	Ernie Perez	3-7	42.9	44
1967	Thomas Meriwether	2-4	50.0	36
1966	Reinhard Klaass	2-5	40.0	44
1965	Richard Lemay	2-7	28.6	41
1964	Richard Lemay	3-4	75.0	45
1963	no attempts			
1962	Grady Wade	2-4	50.0	--
1961	Grady Wade	2-7	28.6	--
1960	Russ Morris	1-?		
1959	Russ Morris	1-?		
1958	Joe Bates	1-?		
1957	no attempts			
1956	no attempts			
1955	no attempts			
1954	Bobby Goddall	1-?		
1953	no attempts			
1952	no attempts			
1951	Dick Foster	2-5	40.0	39
1950	Gordon McCarter	1-1	25.0	--
1949	no attempts			
1948	no attempts			
1947	Zach Clinard	2-2	100.0	--



CAREY SPEAR

Spear set team records by making 20 field goals in 2012 and scoring 99 points in 2013.



JOHN MARKHAM

Markham holds the team record with 47 career field goals. He also ranks third in total points scored.

FIELD GOALS OF 50+ YARDS

Yards	Kicker	Opponent	Year
55	Steve Yenner	vs. Louisiana Tech	1995
55	Hawkins Golden	vs. Tampa	1973
54	Carey Spear	at South Carolina	2013
54	Johnny Clark	vs. Auburn	1987
53	Ricky Anderson	vs. Kentucky	1984
53	Steve Yenner	vs. Auburn	1993
52	Carey Spear	at Wake Forest	2012
52	Steve Yenner	vs. Louisiana Tech	1995
52	Hawkins Golden	vs. Tennessee	1972
52	Mike Woodard	vs. Ole Miss	1978
52	Ricky Anderson	vs. Alabama	1983
52	John Markham	vs. Duke	2000
51	Bryant Hahnfeldt	vs. Temple	2006
51	Rob Chura	vs. Navy	1992
51	Alan Herline	vs. Kansas	1985
50	Carey Spear	vs. UAB	2013
50	Carey Spear	at Wake Forest	2012
50	Jeff Owen	vs. Georgia	1991

SEASON SCORING BY KICKER

Kicker	FGs	PATs	TDs	Pts.
1. Carey Spear, 2013	15-19	48-48	1	99
2. Carey Spear, 2012	20-24	27-27	-	87
3. Ricky Anderson, 1982	14-22	31-31	-	73
T-4. Johnny Clark, 1987	14-20	28-30	-	70
T-4. Ricky Anderson, 1984	16-19	22-24	-	70
6. Bryant Hahnfeldt, 2008	13-18	30-30	-	69
T-7. Ryan Fowler, 2009	16-21	20-20	-	68
T-7. Bryant Hahnfeldt, 2005	12-17	33-34	-	68
T-9. Bryant Hahnfeldt, 2007	13-20	28-29	-	67
T-9. Mike Adams, 1974	11-13	34-35	-	67

CAREER SCORING BY KICKER

Name	FGs	PATs	TDs	Pts.
1. Bryant Hahnfeldt, 2005-08	46-72	117-121	-	255
2. Carey Spear, 2010-13	39-50	101/102	1	224
3. John Markham, 1997-00	47-68	68-77	-	209
4. Ricky Anderson, 1981-84	40-57	72-75	-	192
5. Johnny Clark, 1986-89	36-52	57-62	-	165
6. Mike Woodard, 1978-81	24-39	80-83	-	152
7. Ryan Fowler, 2009-	28-41	61-62	-	145

MISCELLANEOUS PLACEKICKING RECORDS

INDIVIDUAL SINGLE-GAME

Most PAT ATTs	(9) Zack Clinard, vs. Tenn. Tech, 1947
Most PATs Made	(8) Zack Clinard, vs. Marshall, 1948; and vs. Tenn. Tech, 1947
Most FG ATTs	(5) John Markham, vs. TCU, 2000
	Rob Chura, Kentucky, 1992
	Ricky Anderson, Kentucky, 1982
	Greg Martin, Oklahoma, 1977
Most FGs Made	(4) John Markham, vs. Duke, 2000
	Hawkins Golden, vs. Georgia, 1973

INDIVIDUAL SINGLE-SEASON

Most PATs Made	(48) Carey Spear, 2013
Most PAT ATTs	(48) Carey Spear, 2013; Zack Clinard, 1948
Most FGs Made	(20) Carey Spear, 2012
Most FG ATTs	(24) Carey Spear, 2012
Most Points Scored	(99) Carey Spear, 2013
Highest FG Pct.	(85.7%) Hawkins Golden, 1973


INDIVIDUAL CAREER

Most Points Scored	(255) Bryant Hahnfeldt, 2005-08
Most PATs Made	(117) Bryant Hahnfeldt, 2005-08
Most PAT ATTs	(121) Bryant Hahnfeldt, 2005-08
Most FGs Made	(47) John Markham, 1998-00
Most FG ATTs	(72) Bryant Hahnfeldt, 2005-08
Highest FG Pct.	(78.0%) Carey Spear, 2010-13

RECORDS: PUNTING


Yearly Punting Leaders

Year	Punter	Punts	Avg.
2013	Taylor Hudson	48	42.9
2012	Richard Kent	59	44.9
2011	Richard Kent	64	42.5
2010	Richard Kent	84	41.8
2009	Brett Upson	81	43.1
2008	Brett Upson	68	40.1
2007	Brett Upson	61	39.2
2006	Brett Upson	52	37.4
2005	Bryant Hahnfeldt	36	41.1
2004	Abtin Iranmanesh	40	38.2
2003	Abtin Iranmanesh	69	39.8
2002	Greg Johnson	66	43.8
2001	Joe Webb	57	41.4
2000	Joe Webb	64	38.6
1999	John Markham	60	40.8
1998	Joe Webb	62	37.6
1997	Joe Webb	76	38.9
1996	Bill Marinangel	77	46.6
1995	Bill Marinangel	70	42.7
1994	Bill Marinangel	56	40.8
1993	Bill Marinangel	68	36.5
1992	David Lawrence	57	41.1
1991	David Lawrence	54	42.7
1990	David Lawrence	44	41.1
1989	David Lawrence	64	40.6
1988	Tim Richardson	31	36.4
1987	Johnny Clark	35	35.6
1986	Alan Herline	55	41.0
1985	Alan Herline	66	43.2
1984	Ricky Anderson	58	48.2
1983	Ricky Anderson	53	42.9
1982	Jim Arnold	74	45.8
1981	Jim Arnold	71	43.5
1980	Jim Arnold	70	44.2
1979	Jim Arnold	60	41.9
1978	Roger Alsop	51	36.3
1977	Cody Whitt	66	40.5
1976	Mike Wright	65	38.8
1975	Barry Burton	62	39.8
1974	Barry Burton	54	40.2
1973	Barry Burton	39	38.3
1972	John Schaffler	65	37.9
1971	John Schaffler	74	39.4
1970	Steve Smith	66	40.3
1969	Steve Smith	56	39.5
1968	Steve Smith	69	36.1
1967	Jack Calhoon	65	36.4
1966	Alex Maclean	79	37.1
1965	Jerry Shuford	80	40.5
1964	Jerry Shuford	67	38.4
1963	Jerry Shuford	69	36.8
1962	Hank Lesesne	67	38.4
1961	Hank Lesesne	41	41.5
1960	Hank Lesesne	33	36.7
1959	Russ Morris	67	37.4
1958	Boyce Smith	59	33.6
1957	Boyce Smith	39	33.5
1956	Boyce Smith	39	33.6
1955	Don Orr	30	35.3
1954	Tommy Harkins	23	30.1
1953	Floyd Teas	16	38.4
1952	Billy Holmes	64	35.5
1951	Dick Foster	75	34.6
1950	Dean Davidson	41	38.1
1949	Bill Wade	46	37.2
1948	Zack Clinard	59	36.8
1947	Zack Clinard	50	40.6
1946	J.P. Moore	51	41.1



JIM ARNOLD

Arnold was a first team All-American in 1983, and averaged 43.9 yards for his Commodore career.



RICKY ANDERSON

Anderson earned All-America honors in 1984 by averaging 48.2 yards per punt.

LONGEST PUNTS

Yards	Punter	Opponent	Year
82	Ricky Anderson	Georgia	1984
80	Abtin Iranmanesh	Georgia	2003
79	Bill Marinangel	South Carolina	1996
79	Jim Arnold	Ole Miss	1981
79	Barry Burton	Georgia	1973
78	Barry Burton	Kentucky	1975
78	Joe Webb	Alabama	2001
75	Taylor Hudson	South Carolina	2013
75	Floyd Teas	Alabama	1953
74	Hank Lesesne	Kentucky	1960
73	Jim Arnold	Miami (Fla.)	1980
72	Floyd Teas	Alabama	1953
71	Jerry Shuford	Alabama	1953
71	Cody Whitt	Ole Miss	1977
71	David Lawrence	Tennessee	1992

SEASON PUNTING AVERAGE

	Punter (40 or more)	No.	Yards	Avg.
1.	Ricky Anderson, 1984	58	2,793	48.2
2.	Bill Marinangel, 1996	77	3,586	46.6
3.	Jim Arnold, 1982	74	3,386	45.8
4.	Richard Kent, 2012	59	2,652	44.9
5.	Jim Arnold, 1980	72	3,180	44.2
6.	Greg Johnson, 2002	66	2,891	43.8
7.	Jim Arnold, 1981	71	3,089	43.5
8.	Alan Herline, 1985	66	2,853	43.2
9.	Brett Upson, 2009	81	3,488	43.1
T-10.	Taylor Hudson, 2013	48	2,059	42.9
T-10.	Ricky Anderson, 1983	53	2,274	42.9

CAREER PUNTING AVERAGE

	Punter	No.	Yards	Avg.
1.	Ricky Anderson, 1981-84	111	5,067	45.6
2.	Jim Arnold, 1979-82	277	12,171	43.9
3.	Alan Herline, 1983-86	121	5,108	42.2
4.	Richard Kent, 2010-12	207	8,882	42.9
5.	Bill Marinangel, 1993-96	272	11,336	41.7
6.	David Lawrence, 1989-92	219	9,058	41.4
7.	Brett Upson, 2006-09	271	10,557	40.4
8.	Jerry Moore, 1941-42, 46	128	5,093	39.8
T-9.	Cody Whitt, 1977-78	86	3,418	39.7
T-9.	Barry Burton, 1973-75	155	6,153	39.7

requirement of at least 75 career punts

MISCELLANEOUS PUNTING RECORDS

INDIVIDUAL SINGLE-GAME

Most Punts (14) Boyce Smith vs. Florida, 1958;
John Schaffler vs. Louisville, 1971
Highest Avg. (53.1) Jim Arnold vs. No. Carolina, 1982
(8 punts for 425 yards)

INDIVIDUAL SINGLE-SEASON

Most Punts (84) Richard Kent, 2010
Most Yards Punting (3,511) Richard Kent, 2010

TEAM SINGLE-GAME PUNTING

Most Punts (16) vs. Louisville, 1971
Fewest Punts (0) several times;
last game vs. LSU, 1990
Highest Avg. (min. 5) (53.1) vs. North Carolina, 1982

TEAM SINGLE-SEASON PUNTING

Most Punts (89) 1946
Most Yards Punting (3,530) 1946
Highest Average Punt (47.6) 1984

INDIVIDUAL CAREER PUNTING

Most Punts (277) Jim Arnold, 1979-82
Most Yards Punting (12,171) Jim Arnold, 1979-82
Career Average (45.6) Ricky Anderson, 1981-84

YEARLY DEFENSIVE LEADERS




JAMIE DUNCAN



CHRIS MARVE



CHRIS GAINES




ALAN YOUNG


Total Tackles			Solo Tackles			Tackles for loss			QB Sacks		
2013	Kenny Ladler	90	2013	Kenny Ladler	65	2013	Butler/May/Azubike	9.5	2013	Kyle Woestmann	6.0
2012	Kenny Ladler	90	2012	K. Ladler/J. Marshall	60	2012	Chase Garnham	12.5	2012	Chase Garnham	7.0
2011	Chris Marve	91	2011	Chris Marve	49	2011	Tim Fugger	13.5	2011	Tim Fugger	8.0
2010	Sean Richardson	98	2010	Sean Richardson	67	2010	R. Lohr/C. Marve	8.0	2010	Rob Lohr	4.0
2009	Chris Marve	121	2009	Chris Marve	57	2009	Casey Hayward	8.5	2009	Greg Billinger	3.5
2008	Patrick Benoist	109	2008	Chris Marve	56	2008	Broderick Stewart	9.5	2008	Lewis/Stewart/Stone	5.0
2007	Jonathan Goff	113	2007	D.J. Moore	63	2007	Marcus Buggs	12.0	2007	Broderick Stewart	6.0
2006	Jonathan Goff	93	2006	Jonathan Goff	67	2006	Marcus Buggs	10.5	2006	Curtis Gatewood	7.0
2005	Moses Osemwegie	118	2005	Moses Osemwegie	83	2005	Moses Osemwegie	9.5	2005	Osemwegie/Booker/Harrison	3.0
2004	Moses Osemwegie	94	2004	Moses Osemwegie	66	2004	M. Osemwegie/R. Dinwiddie	6.0	2004	Herdley Harrison	3.0
2003	Moses Osemwegie	126	2003	Moses Osemwegie	78	2003	Jovan Haye	12.5	2003	Jovan Haye	8.5
2002	Hunter Hillenmeyer	168	2002	Hunter Hillenmeyer	116	2002	Hunter Hillenmeyer	11.0	2002	Hunter Hillenmeyer	4.0
2001	Antuan Bradford	116	2001	Antuan Bradford	80	2001	A. Bradford/C. Losey	7.5	2001	H. Hillenmeyer/C. Losey	2.5
2000	Matt Stewart	108	2000	Jamie Winborn	62	2000	Matt Stewart	12.5	2000	Matt Stewart	6.5
1999	Jamie Winborn	141	1999	Jamie Winborn	95	1999	Jamie Winborn	23.0	1999	Matt Stewart	6.5
1998	Jamie Winborn	131	1998	Jamie Winborn	79	1998	Jamie Winborn	15.0	1998	Jamie Winborn	8.0
1997	Carlton Hall	129	1997	Carlton Hall	83	1997	Carlton Hall	11.0	1997	Glenn Young	7.5
1996	Jamie Duncan	152	1996	Jamie Duncan	113	1996	Jamie Duncan	14.0	1996	Jamie Duncan	6.0
1995	Jamie Duncan	120	1995	Jamie Duncan	73	1995	Shuckman/Stallworth	6.0	1995	Jay Stallworth	6.0
1994	Gerald Collins	122	1994	Gerald Collins	74	1994	James Manley	15.0	1994	James Manley	9.0
1993	Shelton Quarles	99	1993	Shelton Quarles	70	1993	Alan Young	17.0	1993	Alan Young	12.0
1992	Shelton Quarles	106	1992	Shelton Quarles	56	1992	Gary Rogers	12.0	1992	Gary Rogers	6.0
1991	Rod Keith	95	1991	Rod Keith	48	1991	Gary Rogers	8.0	1991	Alan Young	4.5
1990	Shelton Quarles	109	1990	Aaron Smith	45	1990	Mike Gandolfo	9.0	1990	Mike Gandolfo	5.0
1989	DeMond Winston	169	1989	DeMond Winston	70	1989	DeMond Winston	8.0	1989	DeMond Winston	5.0
1988	DeMond Winston	122	1988	DeMond Winston	72	1988	D. Cunningham/D. Sartor	6.0	1988	Derrick Sartor	3.0
1987	Chris Gaines	214	1987	Chris Gaines	136	1987	C. Gaines/D. Winston	9.0	1987	C. Gaines/D. Winston	4.0
1986	Chris Gaines	119	1986	Chris Gaines	81	1986	Chris Gaines	7.0	1986	DeMond Winston	3.0
1985	Mark Woehler	95	1985	Mark Woehler	74	1985	John Windham	10.0	1985	John Windham	7.0
1984	Manuel Young	102	1984	Manuel Young	73	1984	Karl Jordan	10.0	1984	Karl Jordan	4.5
1983	Bob O'Conner	111	1983	Bob O'Conner	54	1983	Karl Jordan	14.0	1983	N/A	
1982	Bob O'Conner	140	1982	Manuel Young	84	1982	Steven Bearden	13.0	1982	N/A	
1981	Joe Staley	129	1981	Andrew Coleman	82	1981	Steven Bearden	16.0	1981	N/A	
1980	Andrew Coleman	174	1980	Andrew Coleman	108	1980	N/A		1980	N/A	
1979	Andrew Coleman	140	1979	Andrew Coleman	88	1979	Coleman/Staley	9.0	1979	N/A	
1978	Randy Sittason	150	1978	Randy Sittason	114	1978	Dennis Gothard	7.0	1978	N/A	
1977	Edward Smith	155	1977	Edward Smith	122	1977	Kimmie Weaver	7.0	1977	N/A	
1976	Randy Sittason	85	1976	Randy Sittason	61	1976	Edward Smith		1976	N/A	
1975	Tom Galbierz	148	1975	Tom Galbierz	105						
1974	Tom Galbierz	111	1974	Tom Galbierz	65						
1973	Tom Galbierz	136	1973	Bo Patton	84						



HUNTER HILLENMEYER



KARL JORDAN



GARY ROGERS



GLENN YOUNG


YEARLY DEFENSIVE LEADERS



D.J. MOORE



COREY CHAVOUS



SHELTON QUARLES



JAMIE WINBORN

Interceptions

2013	Kenny Ladler	5
2012	Trey Wilson	3
2011	Casey Hayward	7
2010	Casey Hayward	6
2009	Myron Lewis	4
2008	D.J. Moore	6
2007	D.J. Moore	6
2006	R. Langford/D. Spead	3
2005	Reshard Langford	3
2004	Bill Alford	3
2003	Dominique Morris	3
2002	Jonathan Shaub	3
2001	Jerrold Jackson	3
2000	Jimmy Williams	4
1999	J. Williams/R. Jones	2
1998	Jimmy Williams	4
1997	F. Vinson/ C. Chavous	3
1996	Corey Chavous	3
1995	DeReal Finklin	3
1994	Corey Chavous	3
1993	Byron King	4
1992	Robert Davis	3
1991	Robert Davis	4
1990	R.Davis/S. Medes	2
1989	Chris Donnelly	5
1988	S.Law/D. Cunningham	3
1987	Andrew Baker	4
1986	T. Price/A. Roman	2
1985	Noel Wells	4
1984	Manuel Young	5
1983	Bob O'Conner	3
1982	Leonard Coleman	8
1981	Six tied	1
1980	Leonard Coleman	4
1979	John Chandler	3
1978	Walter Jordan	3
1977	William Wilson	4
1976	Reginald Calvin	4
1975	Ralph Oaks	7
1974	Jay Chesley	5
1973	Thomas Wingfield	8

Passes Defended

2013	Andre Hal	18
2012	Andre Hal	16
2011	Casey Hayward	17
2010	Casey Hayward	17
2009	Myron Lewis	8
2008	D.J. Moore	7
2007	Myron Lewis	12
2006	Darlon Spead	5
2005	Josh Allen	5
2004	Andrew Pace	7
2003	Dominique Morris	8
2002	Rushen Jones	10
2001	Jerrold Jackson	5
2000	J.Williams/R.Jones	7
1999	Jimmy Williams	10
1998	Ainsley Battles	9
1997	Corey Chavous	10
1996	Fred Vinson	14
1995	DeReal Finklin	9
1994	Matt Anderson	6
1993	Robert Davis	16
1992	A.Smith/R.Davis	11
1991	Rico Francis	7
1990	Robbie Young	6
1989	Chris Donnelly	14
1988	Bill Fitzpatrick	6
1987	Andy Baker	5
1986	Thanh Anderson	7
1985	Kermit Sykes	7
1984	Thanh Andersom	12
1983	Sykes/Coleman	10
1982	Leonard Coleman	11
1981	Young/Bryant	5
1980	Leonard Coleman	11
1979	Charles Harris	4
1978	N/A	
1977	Reginald Calvin	6
1976	Reginald Calvin	4

Fumble Recoveries

2013	Andrew Williamson	2
2012	Six tied	1
2011	S. Clarke/W. May	2
2010	John Stokes	2
2009	Patrick Benoist	2
2008	Ryan Hamilton	3
2007	M. Lewis/D. Spead	2
2006	C. Gatewood/D.J. Moore	3
2005	Moses Osemwegie	2
2004	Dominique Morris	4
2003	Andrew Pace	3
2002	Brandon Walthour	2
2001	Hunter Hillenmeyer	3
2000	Matt Stewart	4
1999	Ainsley Battles	3
1998	Alphonso Harvey	2
1997	F. Vinson/R. Aulds	1
1996	Antony Jordan	3
1995	Eric Vance	2
1994	Five tied	1
1993	G. Collins/E. Vance	2
1992	John DeWitt	2
1991	Shelton Quarles	4
1990	Four tied	1
1989	D. Winston/J.Walker	2
1988	Steve Law	2
1987	Joe Gentry	3
1986	Mark Woehler	3
1985	Marvin Thomas	2
1984	Steve McCoy	2
1983	Three tied	2
1982	Glenn Watson	4
1981	Four tied	2
1980	T. Moore/M. Young	3
1979	Gilmore/Staley	2
1978	Robin Giltner	4
1977	Reginald Calvin	5
1976	Brenard Wilson	4
1975	N/A	
1974	N/A	
1973	N/A	

Forced Fumbles

2013	Kenny Ladler	5
2012	D. Herring/K. Woestmann	2
2011	A. Barnes/T. Fugger	3
2010	Tim Fugger	4
2009	Chris Marve	3
2008	Chris Marve	4
2007	Myron Lewis	2
2006	Theo Horrocks	4
2005	M. Osemwegie/A. Pace	2
2004	Dominique Morris	4
2003	Jovan Haye	3
2002	Seven tied	1
2001	Chuck Losey	4
2000	A. Bradford/J. Winborn	2
1999	Matt Stewart	3
1998	Ainsley Battles	3
1997	5 tied	1
1996	Jamie Duncan	5
1995	3 tied	2
1994	3 tied	1
1993	Alan Young	2
1992	Gary Rogers	2
1991	Shelton Quarles	5
1990	Four tied	1
1989	DeMond Winston	3
1988	Eight tied	1
1987	Chris Gaines	3
1986	Five tied	2
1985	Chris Gaines	2
1984	K. Jordan/A. Fitz	2
1983	Rick Risser	3
1982	N/A	
1981	N/A	
1980	N/A	
1979	N/A	
1978	N/A	
1977	N/A	
1976	N/A	



STEVE BEARDEN



FRED VINSON



DESMOND WINSTON



REGINALD CALVIN

RECORDS: INTERCEPTIONS

Longest Interception Returns

Yards	Player	Opponent	Year
100	Trey Wilson	vs. Presbyterian	2012
100	Archibald Barnes	vs. Tennessee	2011
98	John Gamble	vs. Citadel	1966
95	David Ray	vs. Tulane	1958
86	Danny Byers	vs. Tennessee	1953
79	Ryan Hamilton	vs. Ole Miss	2008
66	Jay Chesley	vs. Ole Miss	1974
66	Lee Nalley	vs. Marshall	1948
65	Robert Hines	vs. MTSU	1951
63	Larry Frank	vs. Virginia	1953
59	Lamont Turner	vs. Georgia	1999

Most Single-Season Interceptions

Player	No.	Yards	Avg.	TDs
T-1. Leonard Coleman, 1982	8	101	12.6	0
T-1. Scott Wingfield, 1973	8	63	7.9	0
T-3. Casey Hayward, 2011	7	107	15.3	1
T-3. Ed Oaks, 1975	7	117	16.7	0
T-3. Donald Gleisner, 1952	7	51	7.3	0
T-6. Casey Hayward, 2010	6	13	2.2	0
T-6. D.J. Moore, 2008	6	56	9.3	0
T-6. D.J. Moore, 2007	6	53	8.8	1
T-6. David Malone, 1964	6	20	3.3	0
T-10. Kenny Ladler, 2013	5	61	12.2	0
T-10. Myron Lewis, 2008	5	-3	-0.6	0
T-10. Chris Donnelly, 1989	5	26	5.2	0
T-10. Manuel Young, 1984	5	26	5.2	0
T-10. Jay Chesley, 1974	5	121	24.2	2
T-10. Ken Stone, 1971	5	49	9.8	0
T-10. Christie Hauck, 1969	5	38	7.6	1
T-10. Neal Smith, 1968	5	37	7.1	0
T-10. Russ Morris, 1959	5	40	8.0	0
T-10. Donald Gleisner, 1951	5	84	16.8	0

Most Career Interceptions

Player	No.	Yards	Avg.	TDs
T-1. Leonard Coleman, 1980-83	15	212	14.1	1
T-1. Casey Hayward, 2008-11	15	222	14.8	1
T-3. D.J. Moore, 2006-08	13	109	8.4	1
T-3. Ken Stone, 1970-72	13	117	9.0	0
T-3. Donald Gleisner, 1950-52	13	147	10.9	0
6. Corey Chavous, 1994-97	12	5	0.4	0
T-7. Reshard Langford, 2005-08	11	216	19.6	1
T-7. Manuel Young, 1980-84	11	43	3.9	0
T-7. Christie Hauck, 1967-69	11	91	8.3	1
T-10. Myron Lewis, 2006-09	10	71	7.1	0
T-10. Jimmy Williams, 1997-2000	10	158	15.8	0
T-10. Robert Davis, 1990-93	10	229	22.9	1
T-10. Ed Oaks, 1973-75	10	160	16.0	0
T-10. Neal Smith, 1967-69	10	77	7.7	1



CASEY HAYWARD

Hayward intercepted seven passes as a senior in 2011, including two in his final appearance as a Commodore. He shares the team record with 15 career interceptions.



LEONARD COLEMAN

An eventual first round pick of the Indianapolis Colts, Coleman shares the team's single-season mark with eight INTs and career mark with 15 picks.

INTERCEPTION RETURNS FOR TOUCHDOWN

Date	Defender	Opponent	Yards
9/15/2012	Trey Wilson	Presbyterian	100
10/27/2012	Trey Wilson	UMass	17
9/3/2011	Trey Wilson	Elon	21
9/3/2011	Trey Wilson	Elon	21
9/10/2011	Casey Hayward	Connecticut	50
9/17/2011	Trey Wilson	Ole Miss	52
11/19/2011	Archibald Barnes	Tennessee	100
9/18/2010	Eddie Foster	Ole Miss	21
11/22/2008	Reshard Langford	Tennessee	42
9/20/2008	Ryan Hamilton	Ole Miss	79
9/29/2007	D.J. Moore	Eastern Michigan	24
9/23/2006	Marcus Buggs	Tennessee State	0
10/22/2005	Cheron Thompson	South Carolina	29
10/9/2004	Dominique Morris	Rutgers	29
9/6/2003	Dominique Morris	Chattanooga	47
10/16/1999	Lamont Turner	Georgia	59
11/2/1996	Antony Jordan	Alabama-Birmingham	41
11/6/1993	Robert Davis	Kentucky	45
11/7/1992	Brad Brown	Kentucky	13
9/14/1991	Rico Francis	SMU	31
10/13/1984	Armando Fitz	LSU	32
9/22/1984	Tim Johnson	Kansas	48
10/15/1983	Leonard Coleman	Georgia	29
9/13/1975	Tate Rich	Chattanooga	35
11/16/1974	Jay Chesley	Tulane	23
10/26/1974	Jay Chesley	Ole Miss	66
11/25/1972	Tommy Tompkins	Tampa	44
9/25/1971	Doug Nettles	Mississippi State	28
10/19/1968	John Burns	Georgia	29
10/29/1966	Chip Healy	Tulane	35
9/17/1966	John Gamble	Citadel	98
10/16/1965	Sid Ransom	Virginia Tech	32
11/9/1957	Phil King	Kentucky	54
11/28/1953	Danny Byers	Tennessee	86
10/24/1953	Laurence Frank	Virginia	63
11/13/1948	Lee Nalley	Marshall	66

MISCELLANEOUS INTERCEPTION RECORDS

INDIVIDUAL SINGLE-GAME INTERCEPTIONS

Most Passes Intercepted (3) Ryan Hamilton, at Ole Miss, 2008; Chris Donnelly, vs. Memphis, 1989; Leonard Coleman, vs. Chattanooga, 1980; John Chandler, vs. Memphis, 1979; Scott Wingfield, vs. Virginia, 1973

INDIVIDUAL SINGLE-SEASON INTERCEPTIONS

Most Yards on INT Returns (128) Archibald Barnes, 2011
Most TDs on INT Returns (2) Jay Chesley, 1974; Trey Wilson, 2011 & 2012

INDIVIDUAL CAREER INTERCEPTIONS

Most Yards Returned (229) Robert Davis, 1990-93
Most INTs Returned for TDs (4) Trey Wilson, 2009-12

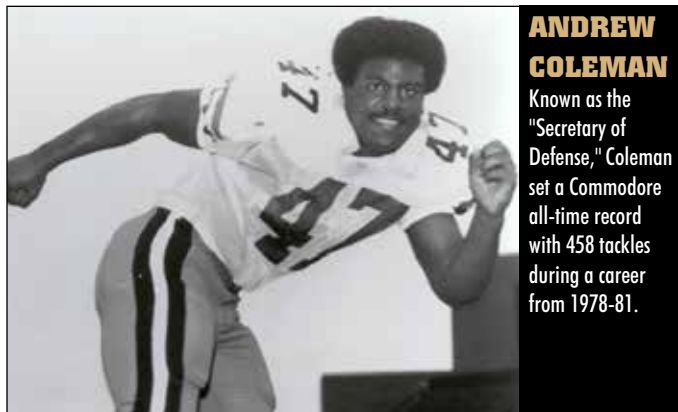
TEAM SINGLE-GAME INTERCEPTIONS

Most Passes Intercepted (7) Auburn, 1948
Most Yards Returned (128) Tennessee, 2011

TEAM SINGLE-SEASON INTERCEPTIONS

Most Passes Intercepted (24) 1948, 1982
Most Yards Returned (406) 2011
Most TDs off INT Returns (4) 2011

RECORDS: DEFENSE



ANDREW COLEMAN


Known as the "Secretary of Defense," Coleman set a Commodore all-time record with 458 tackles during a career from 1978-81.

FUMBLE RETURNS FOR TOUCHDOWN

Date	Player	Opponent	Yards
11/31/2008	Sean Richardson	Boston College (Music City Bowl)	0
11/3/2007	Darlon Spead	Florida	36
11/6/2004	Moses Osemwegie	Florida	0
10/9/1999	Nate Morrow	Citadel	65
10/2/1999	Jamie Winborn	Mississippi State	26
10/11/1997	Jay Stallworth	Northern Illinois	43
11/9/1996	Jamie Duncan	Florida	31
9/2/1995	Eric Vance	Alabama	37
10/15/1994	Robert Sheffield	Georgia	2
10/19/1991	Corey Harris	Georgia	51
10/22/1988	Steve Law	Ole Miss	46
9/22/1984	Steve McCoy	Kansas	0
10/9/1982	Rob Monaco	Florida	0
11/29/1969	Christie Hauck	Tennessee	1
11/1/1969	Christie Hauck	Tulane	70
10/18/1969	Allan Spear	Georgia	1
11/21/1953	James Cunningham	MTSU	0
9/22/1951	Bob Hines	MTSU	66

LONGEST FUMBLE RETURNS FOR TOUCHDOWN

Yards	Player	Opponent	Date
70	Jay Chesley	Tulane	11/16/1974
66	Bob Hines	MTSU	9/22/1951
65	Nate Morrow	Citadel	10/9/1999
51	Corey Harris	Georgia	10/5/1991
46	Steve Law	Ole Miss	10/22/1988
43	Jay Stallworth	Northern Illinois	10/11/1997
37	Eric Vance	Alabama	9/2/1995
31	Jamie Duncan	Florida	11/9/1996
26	Jamie Winborn	Mississippi State	10/2/1999
26	Darlon Spead	Florida	11/3/2007



ROBERT DAVIS

Davis twice topped the Commodore secondary in passes defended, and ranks second all-time with 36 pass breakups.

INDIVIDUAL DEFENSIVE RECORDS

SINGLE GAME

Most Tackles (37) Chris Gaines, vs. Tulane, 1987

SINGLE SEASON

Total Tackles (214) Chris Gaines, 1987
 Tackles for Loss (23) Jamie Winborn, 1999
 Quarterback Sacks (since 1984) (12) Alan Young, 1993
 Forced Fumbles (5) Kenny Ladler, 2013
 Jamie Duncan, 1996;
 Shelton Quarles, 1991
 Fumble Recoveries (5) Reginald Calvin, 1977
 Interceptions (8) Leonard Coleman, 1982;
 Scott Wingfield, 1973
 (18) Andre Hal, 2013
 Defensed Passes

CAREER

Total Tackles (458) Andrew Coleman
 Tackles for Loss (39) Steve Bearden
 Forced Fumbles (8) Tim Fugger,
 Chris Marve
 Fumble Recoveries (6) Brenard Wilson;
 Reggie Calvin;
 Leonard Coleman;
 Steve McCoy;
 Shelton Quarles
 Interceptions (15) Casey Hayward;
 Leonard Coleman
 Defensed Passes (46) Casey Hayward
 Quarterback Sacks (since 1984) (21.5) Alan Young

TEAM SINGLE-GAME RECORDS

Fewest Rush Attempts Allowed (16) vs. Georgia 1994; Davidson, 1969
 Fewest Net Rushing Yards Allowed (-15) vs. Louisville, 1941
 Fewest Pass Attempts Allowed (1) vs. Tennessee, 1951
 Fewest Pass Completions Allowed (0) vs. Tenn. Tech, 1941 & 1947;
 Maryland, 1948;
 Ole Miss, 1950;
 Missouri, 1957
 Lowest Pct. Comp (min. 10 attempts) .000 (0 for 12) vs. Maryland, 1948
 Fewest Plays Allowed (37) vs. Chattanooga, 1950
 Fewest Total Yards Allowed (14) vs. Tenn. Tech, 1941
 Most Times Opponents Forced to Punt (13) Florida, 1958;
 North Carolina State, 1946;
 Miami, 1952
 Lowest Avg. Per Opponent Punt (min. 5) 21.6, vs. MTSU, 1951
 Fewest Total First Downs Allowed (2) vs. Tenn. Tech, 1941;
 Louisville, 1941
 Most Opponent Fumbles (9) Ole Miss, 1949;
 Georgia Tech, 1951
 Ole Miss, 1951
 Most Fumbles Lost by Opponent (7) Ole Miss, 1951
 Most First Downs (40) vs. Davidson, 1969, (27 rush, 13 pass)
 Most First Downs by Rushing (27) vs. Davidson, 1969
 Most First Downs by Passing (20) vs. Tennessee, 1981
 Most Penalties Assessed (15) vs. Washington & Lee, 1952
 Most Yards Penalized (149) vs. Auburn, 1950
 Most Fumbles (8) vs. Tenn. Tech, 1946;
 LSU, 1949;
 Tennessee, 1952;
 Ole Miss, 1979
 Most Fumbles Lost (7) vs. Ole Miss, 1979

MISCELLANEOUS TEAM SEASON RECORDS

Most First Downs (258) 2005
 Most Penalties (by Vanderbilt) (81) 2011
 Most Yards Penalized (708) 1950
 Most Fumbles (41) 1979
 Most Fumbles Lost (25) 1979

YEARLY TEAM STATISTICS

YEARLY VANDERBILT OFFENSIVE STATS

	First Downs	Rushing Att./Yds.	Rushing Yds./Avg.	Passing Att./Com./INT	Passing Yards	Passing Yds./Avg.	Total Off.	Total Off./Avg.	Total Pts.	Avg. Pts.
2013	245	504-1807	139.0	376-243-16	2958	227.5	4765	366.5	391	30.1
2012	246	524-2162	166.3	350-207-5	2774	213.4	4936	379.7	390	30.0
2011	223	497-2138	164.5	346-179-18	2270	174.6	4408	339.1	347	26.7
2010	180	421-1666	138.8	360-169-11	1913	159.4	3579	298.2	203	16.9
2009	194	451-1920	160.0	352-170-10	1756	146.3	3676	306.3	196	16.3
2008	192	471-1737	133.6	319-157-12	1594	122.6	3331	256.2	249	19.2
2007	229	481-1802	150.2	355-193-12	2117	176.4	3919	326.6	260	21.7
2006	212	385-1795	149.6	337-187-14	2417	201.4	4212	351.0	264	22.0
2005	258	361-1266	115.1	467-274-9	3086	280.5	4352	395.6	299	27.2
2004	209	439-1634	148.5	285-169-5	2049	186.3	3683	334.8	212	19.3
2003	239	477-1740	145.0	347-196-15	2485	207.1	4225	352.1	235	19.6
2002	198	481-2082	173.5	257-128-12	1669	139.1	3751	312.6	221	18.4
2001	201	367-1475	134.1	377-195-11	2647	240.6	4122	374.7	226	20.5
2000	193	338-1062	96.5	373-194-15	2466	224.2	3528	320.7	193	17.5
1999	185	402-1270	115.5	318-163-17	2222	202.0	3492	317.5	252	22.9
1998	161	402-1284	116.7	326-151-20	1660	150.9	2944	267.6	142	12.9
1997	163	427-1430	130.0	296-132-10	1600	145.5	3030	275.5	138	12.5
1996	129	371-759	69.0	292-122-12	1482	134.7	2241	203.7	122	11.1
1995	150	433-1329	120.8	259-116-15	1205	109.5	2534	230.4	122	11.1
1994	195	533-2494	226.7	208-88-9	1004	92.3	3498	318.0	203	18.5
1993	152	565-2149	195.4	157-55-13	546	49.6	2695	245.0	137	12.5
1992	177	578-2435	221.4	177-80-9	1147	104.3	3582	325.6	224	20.4
1991	198	611-2597	236.1	149-74-12	1127	102.5	3724	338.5	205	18.6
1990	229	538-2498	227.1	233-116-9	1594	144.9	4092	372.0	227	20.6
1989	179	363-768	69.8	421-201-17	2316	210.5	3084	280.4	162	14.7
1988	232	454-1509	137.2	370-202-15	2652	241.1	4161	378.3	202	18.4
1987	237	544-2206	200.5	256-153-11	2123	193.0	4329	393.5	286	26.0
1986	212	444-1544	140.4	321-155-23	2076	188.7	3620	329.1	193	17.5
1985	216	376-1014	92.2	384-213-15	2644	240.3	3658	332.5	166	15.1
1984	234	368-1155	105.0	437-246-16	2920	265.5	4075	370.5	276	25.1
1983	220	319-816	74.2	519-296-31	3299	299.9	4115	374.1	183	16.6
1982	198	348-848	77.1	454-252-14	2837	257.9	3685	335.0	293	24.4
1981	224	349-908	82.5	476-269-20	3036	276.0	3944	358.5	211	19.2
1980	165	NA-1908	173.5	209-89-17	1175	106.8	3083	280.3	140	12.7
1979	187	522-2234	203.1	239-131-19	1532	139.2	3766	342.4	179	16.3
1978	162	579-1892	172.0	207-90-15	1177	107.0	3069	279.0	164	14.9
1977	149	NA-1175	106.8	283-137-13	1683	153.0	2858	259.8	141	12.8
1976	159	515-1350	122.7	232-105-14	1589	144.5	2939	267.2	131	11.9
1975	144	507-1406	127.7	211-84-21	965	87.7	2370	215.5	119	10.8
1974	233	NA-2865	260.5	212-119-13	1676	152.4	4541	412.8	313	26.1
1973	196	529-1766	160.5	256-141-6	1584	144.0	3350	304.5	181	16.5
1972	158	486-1497	136.1	254-90-30	1351	122.8	2848	258.9	139	12.6
1971	166	559-1798	163.5	179-71-12	852	77.5	2650	240.9	137	12.5
1970	176	494-1441	131.0	280-125-16	1524	138.5	2965	269.5	201	18.3
1969	195	471-1689	168.9	267-139-22	1702	170.2	3401	340.1	242	24.2
1968	161	NA-1304	130.4	239-123-21	1415	141.5	2719	271.9	163	16.3
1967	148	396-780	78.0	259-143-15	1787	178.7	2547	254.7	164	16.4
1966	103	415-762	76.2	219-82-13	906	90.6	1668	166.8	72	7.2
1965	113	508-1272	127.2	136-56-16	601	60.1	1873	187.3	85	8.5
1964	128	441-1189	118.9	186-76-11	896	89.6	2085	208.5	79	7.9
1963	101	419-1163	116.3	149-61-13	734	73.4	1897	189.7	73	7.3
1962	122	NA-958	95.8	229-96-19	1101	110.1	2059	205.9	62	6.2
1961	118	408-1253	125.3	172-63-19	733	73.3	1986	198.6	95	9.5
1960	120	396-1274	127.4	196-76-14	813	81.3	2087	208.7	74	7.4
1959	121	468-1649	164.9	128-60-7	782	78.2	2431	243.1	138	13.8
1958	126	415-1403	140.3	155-70-11	913	91.3	2316	231.6	131	13.1
1957	146	459-1739	173.9	134-58-15	776	77.6	2515	251.5	113	11.3
1956	129	489-1905	190.5	114-48-12	641	64.1	2546	254.6	147	14.7
1955	155	567-2323	258.1	110-39-10	626	69.6	2949	327.7	240	21.8
1954	122	384-1368	152.0	163-65-15	970	107.8	2338	259.8	134	14.9
1953	130	390-1562	156.2	150-62-20	793	79.3	2355	235.5	131	13.1
1952	141	NA-1422	142.2	165-75-13	1039	103.9	2461	246.1	151	15.1
1951	145	437-1283	116.6	230-113-12	1659	150.8	2942	267.5	201	18.3
1950	164	468-1928	175.3	186-79-20	1628	148.0	3556	323.3	252	22.9
1949	141	NA-1701	170.1	186-77-18	1253	125.3	2954	295.4	177	17.7
1948	141	533-2367	215.2	110-49-8	940	85.5	3307	300.6	328	29.8
1947	133	456-1833	183.3	146-51-11	910	91.0	2743	274.3	182	18.2
1946	102	NA-1467	163.0	94-37-9	503	55.9	1970	218.9	108	12.0

YEARLY OPPONENTS OFFENSIVE STATS

	First Downs	Rushing Att./Yds.	Rushing Yds./Avg.	Passing Att./Com./INT	Passing Yards	Passing Yds./Avg.	Total Off.	Total Off./Avg.	Total Pts.	Avg. Pts.
2013	260	460-1922	147.8	449-272-18	2690	206.9	4612	354.8	320	24.6
2012	236	482-1848	142.2	432-232-11	2493	191.8	4341	333.9	243	18.7
2011	281	473-1697	130.5	398-216-19	2499	192.2	4196	322.8	281	21.6
2010	239	519-2316	193.0	349-221-9	2715	226.2	5031	419.2	374	31.2
2009	220	540-2374	197.8	305-171-12	1979	164.9	4353	362.8	280	23.3
2008	229	491-1881	144.7	362-193-20	2274	174.9	4155	319.6	255	19.6
2007	215	412-1538	128.2	367-217-16	2365	197.1	3903	325.2	271	22.6
2006	219	453-1872	156.0	293-176-14	2360	196.7	4232	352.7	284	23.7
2005	217	416-1869	169.9	326-188-8	2462	223.8	4331	393.7	321	29.2
2004	228	446-2139	194.5	304-198-9	2288	208.0	4427	402.5	286	26.0
2003	242	506-2169	180.8	328-184-10	2393	199.4	4562	380.2	358	29.8
2002	261	491-2239	186.6	337-216-6	2630	219.2	4869	405.8	368	30.6
2001	273	469-2226	202.4	333-213-9	3155	286.8	5381	489.2	402	36.5
2000	219	422-1961	178.3	343-182-11	2339	212.6	4300	390.9	273	24.8
1999	170	430-1491	135.5	276-152-6	1980	180.0	3471	315.5	256	23.3
1998	242	453-1928	175.3	348-214-13	2925	265.9	4853	441.2	369	33.5
1997	160	415-1169	106.3	279-155-8	1857	168.8	3026	275.1	204	18.5
1996	194	473-1665	151.4	313-166-11	1834	166.7	3499	318.1	234	21.3
1995	219	429-1521	138.3	345-210-10	2517	228.8	4038	367.1	281	25.5
1994	228	444-1864	169.5	305-169-11	2332	212.0	4196	381.5	277	25.2
1993	201	397-1453	132.1	318-174-13	2423	220.3	3876	352.4	290	26.4
1992	190	428-1775	161.4	288-148-13	1852	168.4	3627	329.7	277	25.2
1991	197	449-2286	207.8	248-138-8	1768	160.7	4054	368.5	267	24.3
1990	272	557-3153	286.6	233-132-8	2013	183.0	5166	469.6	457	41.5
1989	203	524-2095	190.5	265-130-19	1947	177.0	4042	367.5	265	24.1
1988	227	488-2076	188.7	299-174-11	2132	193.8	4208	382.5	277	25.2
1987	236	508-2428	220.7	248-146-13	2051	186.5	4479	407.2	355	32.3
1986	223	552-2742	249.3	198-122-6	1767	160.6	4509	410.0	347	31.5
1985	249	491-2078	188.9	347-199-10	2648	240.7	4726	429.6	308	28.0
1984	223	506-1835	166.8	332-188-14	2315	210.5	4150	377.3	277	25.2
1983	203	506-2099	190.8	273-156-12	2122	192.9	4221	383.7	274	24.9
1982	220	574-2147	195.2	308-164-24	1781	161.9	3928	357.1	242	20.2
1981	225	609-2405	218.6	203-115-6	1770	160.9	4175	379.5	281	25.5
1980	233	NA-2737	248.8	224-118-9	1708	155.3	4445	404.1	352	32.0
1979	245	644-3376	306.9	183-103-10	1410	128.2	4786	435.1	418	38.1
1978	247	659-3343	303.9	177-84-7	1284	116.7	4627	420.6	418	38.1
1977	196	NA-2514	228.5	188-91-11	1212	110.2	3726	338.7	276	25.1
1976	199	631-2832	257.5	155-72-9	892	81.1	3724	338.5	282	25.6
1975	181	595-2321	211.0	204-88-14	986	89.6	3307	300.6	200	18.2
1974	163	NA-1921	174.6	NA-NA-16	1216	110.5	3137	285.1	199	16.6
1973	190	549-2375	215.9	189-86-15	1285	116.8	3660	332.7	262	23.8
1972	184	635-2530	230.0	164-61-11	882	80.2	3412	310.2	243	22.1
1971	180	559-2266	206.0	196-87-13	1035	94.1	3301	300.1	208	18.9
1970	191	582-2137	194.3	207-108-14	1326	120.5	3643	331.2	213	19.4
1969	188	480-2124	212.4	267-129-23	1637	163.7	3761	376.1	264	26.4
1968	152	NA-1408	140.8	259-117-15	1293	129.3	2701	270.1	147	14.7
1967	186	536-2090	209.0	197-107-14	1554	155.4	3644	364.4	241	24.1
1966	168	413-1687	168.7	209-104-14	1301	130.1	2988	298.8	237	23.7
1965	112	440-1366	136.6	152-78-14	849	84.9	2215	221.5	180	18.0
1964	144	440-1422	142.2	163-83-13	1021	102.1	2443	244.3	122	12.2
1963	127	428-1491	149.1	154-68-9	834	83.4	2345	234.5	146	14.6
1962	159	NA-2052	205.2	140-74-9	1043	104.3	3094	309.4	215	21.5
1961	156	496-2242	224.2	154-70-10	865	86.5	3107	310.7	220	22.0
1960	150	471-1889	188.9	146-74-10	865	86.5	2754	275.4	193	19.3
1959	123	462-1367	136.7	165-62-18	925	92.5	2292	229.2	106	10.6
1958	131	478-1472	147.2	151-76-16	763	76.3	2235	223.5	71	7.1
1957	135	516-1776	177.6	103-47-11	596	59.6	2372	237.2	118	11.8
1956	121	491-1663	166.3	129-54-12	679	67.9	2342	234.2	113	11.3
1955	128	466-1296	144.0	125-54-9	702	78.0	1998	222.0	86	7.8
1954	125	419-1675	186.1	121-60-8	892	99.1	2567	285.2	169	18.8
1953	183	431-1986	198.6	185-101-13	1455	145.5	3441	344.1	258	25.8
1952	131	NA-1818	181.8	152-58-20	703	70.3	2521	252.1	199	19.9
1951	164	646-2349	213.5	125-53-18	861	78.3	3210	291.8	195	17.7
1950	177	512-2122	192.9	197-80-19	1298	118.0	3420	310.9	216	19.6
1949	122	NA-1767	176.7	153-63-11	985	98.5	2752	275.2	183	18.3
1948	107	426-993	90.3	207-88-24	1051	95.5	2044	185.8	73	6.6
1947	114	NA-1353	135.3	168-65-17	788	78.8	2147	214.7	85	8.5
1946	83	NA-1024	113.8	151-41-11	558	62.0	1582	175.8	43	4.8

ALL-TIME YEARLY RECORDS

Year	W	L	T	Head Coach
1890	1	0	-	Elliott H. Jones
1891	3	1	-	Elliott H. Jones
1892	4	4	-	Elliott H. Jones
1893	6	1	-	W.J. Keller
1894	7	1	-	Henry Thornton
1895	5	3	1	C.L. Upton
1896	3	2	2	R.G. Acton
1897	6	0	1	R.G. Acton
1898	1	5	-	R.G. Acton
1899	7	2	-	J.L. Crane
1900	4	4	1	J.L. Crane
1901	6	1	1	W.H. Watkins
1902	8	1	-	W.H. Watkins
1903	6	1	1	J.H. Henry
1904	9	0	-	Dan McGugin
1905	7	1	-	Dan McGugin
1906	8	1	-	Dan McGugin
1907	5	1	1	Dan McGugin
1908	7	2	1	Dan McGugin
1909	7	3	-	Dan McGugin
1910	8	0	1	Dan McGugin
1911	8	1	-	Dan McGugin
1912	8	1	1	Dan McGugin
1913	5	3	-	Dan McGugin
1914	2	6	-	Dan McGugin
1915	9	1	-	Dan McGugin
1916	7	1	1	Dan McGugin
1917	5	3	-	Dan McGugin
1918	4	2	-	Ray Morrison
1919	5	1	2	Dan McGugin
1920	5	3	1	Dan McGugin
1921	7	0	1	Dan McGugin
1922	8	0	1	Dan McGugin
1923	5	2	1	Dan McGugin
1924	6	3	1	Dan McGugin
1925	6	3	-	Dan McGugin
1926	8	1	-	Dan McGugin
1927	8	1	2	Dan McGugin
1928	8	2	-	Dan McGugin
1929	7	2	-	Dan McGugin
1930	8	2	-	Dan McGugin
1931	5	4	-	Dan McGugin
1932	6	1	2	Dan McGugin
1933	4	3	3	Dan McGugin
1934	6	3	-	Dan McGugin
1935	7	3	-	Ray Morrison
1936	3	5	1	Ray Morrison
1937	7	2	-	Ray Morrison
1938	6	3	-	Ray Morrison
1939	2	7	1	Ray Morrison
1940	3	6	1	Red Sanders
1941	8	2	-	Red Sanders
1942	6	4	-	Red Sanders
1943	5	0	-	E.H. Alley
1944	3	0	1	Doby Bartling
1945	3	6	-	Doby Bartling
1946	5	4	-	Red Sanders
1947	6	4	-	Red Sanders
1948	8	2	1	Red Sanders
1949	5	5	-	Bill Edwards
1950	7	4	-	Bill Edwards
1951	6	5	-	Bill Edwards
1952	3	5	2	Bill Edwards

Year	W	L	T	Head Coach
1953	3	7	-	Art Guepe
1954	2	7	-	Art Guepe
1955	8	3	-	Art Guepe
1956	5	5	-	Art Guepe
1957	5	3	2	Art Guepe
1958	5	2	3	Art Guepe
1959	5	3	2	Art Guepe
1960	3	7	-	Art Guepe
1961	2	8	-	Art Guepe
1962	1	9	-	Art Guepe
1963	1	7	2	Jack Green
1964	3	6	1	Jack Green
1965	2	7	1	Jack Green
1966	1	9	-	Jack Green
1967	2	7	1	Bill Pace
1968	5	4	1	Bill Pace
1969	4	6	-	Bill Pace
1970	4	7	-	Bill Pace
1971	4	6	1	Bill Pace
1972	3	8	-	Bill Pace
1973	5	6	-	Steve Sloan
1974	7	3	2	Steve Sloan
1975	7	4	-	Fred Pancoast
1976	2	9	-	Fred Pancoast
1977	2	9	-	Fred Pancoast
1978	2	9	-	Fred Pancoast
1979	1	10	-	George MacIntyre
1980	2	9	-	George MacIntyre
1981	4	7	-	George MacIntyre
1982	8	4	-	George MacIntyre
1983	2	9	-	George MacIntyre
1984	5	6	-	George MacIntyre
1985	3	7	1	George MacIntyre
1986	1	10	-	Watson Brown
1987	4	7	-	Watson Brown
1988	3	8	-	Watson Brown
1989	1	10	-	Watson Brown
1990	1	10	-	Watson Brown
1991	5	6	-	Gerry DiNardo
1992	4	7	-	Gerry DiNardo
1993	5	6	-	Gerry DiNardo
1994	5	6	-	Gerry DiNardo
1995	2	9	-	Rod Dowhower
1996	2	9	-	Rod Dowhower
1997	3	8	-	Woody Widenhofer
1998	2	9	-	Woody Widenhofer
1999	5	6	-	Woody Widenhofer
2000	3	8	-	Woody Widenhofer
2001	2	9	-	Woody Widenhofer
2002	2	10	-	Bobby Johnson
2003	2	10	-	Bobby Johnson
2004	2	9	-	Bobby Johnson
2005	5	6	-	Bobby Johnson
2006	4	8	-	Bobby Johnson
2007	5	7	-	Bobby Johnson
2008	7	6	-	Bobby Johnson
2009	2	10	-	Bobby Johnson
2010	2	10	-	Robbie Caldwell
2011	6	7	-	James Franklin
2012	9	4	-	James Franklin
2013	9	4	-	James Franklin
2014	-	-	-	Derek Mason

Vanderbilt All-time Record 581-583-50

MCGUGIN

A native of Iowa and Michigan graduate, Dan McGugin coached Vanderbilt for three decades, compiling a 197-55-19 overall record. He is a member of the College Football Hall of Fame.



ALL-TIME COACHING RECORDS

Head Coach	Years	W	L	T
Elliott H. Jones	1890-92	8	5	-
W.J. Keller	1893	6	1	-
Henry Thornton	1894	7	1	-
C.L. Upton	1895	5	3	1
R.G. Acton	1896-98	10	7	3
J.L. Crane	1899-1900	11	6	1
W.H. Watkins	1901-02	14	2	1
J.H. Henry	1903	6	1	-
Dan McGugin*	1904-34	197	55	19
Ray Morrison	1918/35-39	29	22	2
Red Sanders**	1940-48	36	22	2
E.H. Alley	1943	5	0	-
Doby Bartling	1944-45	6	6	1
Bill Edwards	1949-52	21	19	2
Art Guepe	1953-62	39	54	7
Jack Green	1963-66	7	29	4
Bill Pace	1967-72	22	38	3
Steve Sloan	1973-74	12	9	2
Fred Pancoast	1975-78	13	31	-
George MacIntyre	1979-85	25	52	1
Watson Brown	1986-90	10	45	-
Gerry DiNardo	1991-94	19	25	-
Rod Dowhower	1995-96	4	18	-
Woody Widenhofer	1997-2001	15	40	-
Bobby Johnson	2002-09	29	66	-
Robbie Caldwell	2010	2	10	-
James Franklin	2011-13	24	15	-
Derek Mason	2014	-	-	-
TOTALS		124	581	583 50

* Coach McGugin missed the 1918 season on military duty during World War I.

** Coach Sanders missed the 1943-45 seasons on military duty during World War II.



SANDERS

Red Sanders returned to his alma mater in 1940, leading Vanderbilt to a 36-22-2 record before moving to UCLA. Sanders is a member of the College Football Hall of Fame.

YEARLY RESULTS

1890 (1-0)				
Coach: Elliott H. Jones				
Captain: Elliott H. Jones				
11/27	Nashville*	W	40-0	

1891 (3-1)				
Coach: Elliott H. Jones				
Captain: Elliott Jones				
11/7	Sewanee	W	22-0	
11/14	Washington (Mo.)*	L	6-24	
11/26	Sewanee*	W	26-4	
12/4	Washington (Mo.)	W	4-0	

1892 (4-4)				
Coach: Elliott H. Jones				
Captain: Elliott H. Jones				
10/15	Sewanee	L	4-22	
10/21	Tennessee*	W	22-4	
10/28	Nashville*	W	40-0	
11/5	Washington (Mo.)*	L	4-14	
11/12	Sewanee*	L	14-28	
11/17	Tennessee	W	10-0	
11/19	Georgia Tech	W	20-10	
11/24	North Carolina*	L	0-24	

1893 (6-1)				
Coach: W.J. Keller				
Captain: W.J. Keller				
---	Memphis*	W	68-0	
---	Sewanee	W	10-8	
11/6	Auburn	L	10-30	
11/12	Georgia*	W	35-0	
11/19	Louisville	W	36-12	
11/23	Sewanee*	W	10-0	
12/1	Central (Ky.)*	W	12-0	

1894 (7-1)				
Coach: Henry Thornton				
Captain: W.J. Keller				
10/6	Memphis	W	64-0	
10/20	Centre*	W	6-0	
10/27	Louisville	L	8-10	
11/4	Auburn	W	20-4	
11/10	Mississippi*	W	40-0	
11/21	Central (Ky.)*	W	34-6	
11/24	Cumberland	W	62-0	
11/29	Sewanee*	W	12-0	

1895 (5-3-1)				
Coach: C.L. Upton				
Captain: W.P. Connell				
10/12	Missouri	L	0-16	
10/19	Central (Ky.)	W	10-0	
10/26	North Carolina*	L	0-12	
11/2	Centre*	T	0-0	
11/7	Auburn	W	9-6	
11/12	Nashville AC	W	20-4	
11/16	Virginia	L	4-6	
11/23	Georgia	W	6-0	
11/28	Sewanee	W	18-6	

1896 (3-2-2)				
Coach: R.G. Acton				
Captain: W.P. Connell				
10/10	Kentucky*	W	6-0	
10/17	Centre	L	0-46	

10/24	Central (Ky.)*	T	0-0	
---	Missouri	L	6-26	
---	Southwestern	W	36-0	
---	Nashville*	T	0-0	
11/27	Sewanee	W	10-4	

1897 (6-0-1)				
Coach: R.G. Acton				
Captain: H.M. Boogher				
10/19	Kentucky State	W	24-0	
10/30	Central (Ky.)*	W	14-0	
---	VMI*	W	12-0	
---	Kentucky	W	50-0	
---	North Carolina	W	31-0	
11/26	Sewanee*	W	10-0	
12/7	Virginia*	T	0-0	

1898 (1-5)				
Coach: R.G. Acton				
Captain: Joe Goodson				
10/22	Cincinnati*	L	0-10	
10/29	Georgia	L	0-4	
11/5	Nashville*	W	5-0	
11/12	Virginia	L	0-18	
11/19	Central (Ky.)*	L	0-10	
11/25	Sewanee*	L	4-19	

1899 (7-2)				
Coach: J.L. Crane				
Captain: Walter H. Simmons				
10/6	Cumberland	W	32-0	
10/13	Miami (Ohio)*	W	12-0	
10/20	Cincinnati*	L	0-6	
10/30	Indiana*	L	0-20	
11/4	Mississippi	W	11-0	
11/11	Bethel*	W	22-0	
11/18	Texas*	W	6-0	
11/25	Central (Ky.)*	W	21-16	
---	Nashville	W	5-0	

1900 (4-4-1)				
Coach: J.L. Crane				
Captain: J.F.H. Barbee				
10/6	Mississippi*	W	6-0	
10/13	Texas	L	0-22	
10/22	Tennessee*	T	0-0	
---	Centre*	L	0-11	
11/3	North Carolina*	L	0-48	
---	Central (Ky.)*	W	27-0	
---	Sewanee*	L	10-11	
---	Bethel*	W	29-0	
11/29	Nashville*	W	18-0	

1901 (6-1-1)				
Coach: W.H. Watkins				
Captain: John E. Edgerton				
10/5	Kentucky*	W	22-0	
10/12	Central (Ky.)*	W	25-0	
10/19	Georgia*	W	47-0	
10/26	Auburn	W	44-0	
11/2	Washington (Mo.)	L	11-12	
11/9	Tennessee*	W	22-0	
11/16	Sewanee*	T	0-0	
11/28	Nashville	W	10-0	

1902 (8-1)				
Coach: W.H. Watkins				
Captain: H.W. Davis				
9/27	Cumberland	W	45-0	
10/11	Mississippi	W	29-0	
10/18	Central (Ky.)	W	24-17	
10/25	Tennessee*	W	12-5	
11/1	Washington (Mo.)*	W	33-12	
11/8	Kentucky*	W	16-5	
11/15	Tulane	W	23-5	
11/17	LSU*	W	27-5	
11/27	Sewanee*	L	5-11	

1903 (6-1-1)				
Coach: J.H. Henry				
Captain: Frank Kyle				
10/3	Cumberland*	L	0-6	
10/10	Alabama*	W	30-0	
10/17	Tennessee*	W	40-0	
10/24	Mississippi	W	33-0	
10/31	Georgia	W	33-0	
11/7	Texas	T	5-5	
11/14	Washington (Mo.)*	W	41-0	
11/21	Sewanee*	W	10-5	

1904 (9-0)				
Coach: Dan McGugin				
Captain: Thomas B. Graham				
10/1	Mississippi State*	W	61-0	
10/8	Georgetown (Ky.)*	W	66-0	
10/15	Mississippi*	W	69-0	
10/22	Missouri Mines*	W	29-4	
10/29	Central (Ky.)	W	97-0	
11/5	Tennessee*	W	22-0	
11/12	Nashville*	W	81-0	
11/19	Centre	W	22-0	
11/24	Sewanee*	W	27-0	

1905 (7-1)				
Coach: Dan McGugin				
Captain: Innis Brown				
9/30	Maryville*	W	97-0	
10/7	Alabama*	W	34-0	
10/14	Michigan	L	0-18	
10/21	Tennessee*	W	45-0	
10/28	Texas*	W	33-0	
11/4	Auburn*	W	54-0	
11/18	Clemson*	W	41-0	
11/30	Sewanee*	W	68-4	

1906 (8-1)				
Coach: Dan McGugin				
Captain: Daniel B. Blake Jr.				
10/6	Kentucky*	W	28-0	
10/13	Mississippi*	W	29-0	
10/20	Alabama*	W	78-0	
10/27	Texas*	W	45-0	
11/3	Michigan	L	4-10	
11/10	Rose Polytechnic*	W	33-0	
11/17	Georgia Tech	W	37-6	
11/24	Carlisle*	W	4-0	
11/23	Sewanee*	W	20-0	

1907 (5-1-1)				
Coach: Dan McGugin				
Captain: R.E. Blake				
10/5	Kentucky*	W	40-0	
10/12	Navy	T	6-6	
10/19	Rose Polytechnic*	W	65-10	
11/2	Michigan*	L	0-8	
11/9	Mississippi*	W	60-0	
11/16	Georgia Tech*	W	54-0	
11/23	Sewanee*	W	17-12	

1908 (7-2-1)				
Coach: Dan McGugin				
Captain: J. Vaughn Blake				
9/26	Southwestern*	W	11-5	
10/3	Maryville*	W	32-0	
10/10	Rose Polytechnic*	W	32-0	
10/17	Clemson*	W	41-0	
10/24	Mississippi*	W	29-0	
10/31	Michigan	L	6-24	
11/7	Tennessee*	W	16-9	
11/14	Ohio State*	L	6-17	
11/21	Washington (Mo.)	W	28-0	
11/26	Sewanee*	T	6-6	

1909 (7-3-0)				
Coach: Dan McGugin				
Captain: H.H. Williams				
9/25	Southwestern*	W	52-0	
10/2	Mercer*	W	28-5	
10/9	Rose Polytechnic*	W	28-3	
10/16	Alumni*	L	0-3	
10/23	Auburn*	W	17-0	
10/30	Mississippi*	W	17-0	
11/6	Tennessee*	W	51-0	
11/13	Ohio State	L	0-5	
11/20	Washington (Mo.)	W	12-0	
11/25	Sewanee*	L	5-16	

1910 (8-0-1)				
Coach: Dan McGugin				
Captain: W.D. Neely				
9/24	Mooney*	W	34-0	
10/1	Rose Polytechnic*	W	23-0	
10/8	Castle Heights*	W	14-0	
10/15	Tennessee*	W	18-0	
10/22	Yale	T	0-0	
10/29	Mississippi*	W	9-2	
11/5	LSU*	W	22-0	
11/12	Georgia Tech	W	23-0	
11/24	Sewanee*	W	23-6	

1911 (8-1)				
Coach: Dan McGugin				
Captain: Ray Morrison				
9/30	Birmingham So.*	W	40-0	
10/7	Maryville*	W	46-0	
10/14	Rose Polytechnic*	W	33-0	
10/21	Central (Ky.)*	W	45-0	
10/28	Michigan	L	8-9	
11/4	Georgia*	W	17-0	
11/11	Kentucky	W	18-0	
11/18	Mississippi*	W	21-0	
12/9	Sewanee*	W	31-0	

Nov. 27, 1890
On Thanksgiving, Vanderbilt plays its first game, topping nearby Peabody Normal School. Elliott Jones was coach and captain.



Dec. 7, 1897
After ending the season 6-0 and unscored upon, Vanderbilt agrees to host Virginia for the Southern Championship. The teams play to a classic 0-0 tie in front of 2,500 fans.

Scholars in Uniform
Two top players on the 1903 squad, John J. Tigert and Bob Blake, became Rhodes scholars after their playing days.



<

YEARLY RESULTS

1912 (8-1-1)

Coach: Dan McGugin
Captain: Lewie Hardage

9/28	Bethel*	W	105-0
10/5	Maryville*	W	100-3
10/12	Rose Polytechnic*	W	54-0
10/19	Georgia	W	46-0
10/26	Mississippi*	W	24-0
11/2	Virginia*	W	13-0
11/9	Harvard	L	3-9
11/16	Central (Ky.)*	W	23-0
11/23	Auburn	T	7-7
11/28	Sewanee*	W	16-0

1913 (5-3)

Coach: Dan McGugin
Captain: Enoch Brown

10/4	Maryville*	W	59-0
10/11	Central (Ky.)*	W	48-0
10/18	Henderson-Brown*	W	33-0
10/25	Michigan	L	2-33
11/1	Virginia	L	0-34
11/8	Tennessee*	W	7-6
11/15	Auburn*	L	6-14
11/22	Sewanee*	W	63-13

1914 (2-6)

Coach: Dan McGugin
Captain: Ammie Sikes

10/3	Henderson-Brown*	W	42-6
10/10	Michigan	L	3-23
10/17	Central (Ky.)*	W	59-0
10/24	North Carolina*	L	9-10
10/31	Virginia*	L	7-20
11/7	Tennessee	L	14-16
11/14	Auburn	L	0-6
11/21	Sewanee*	L	13-14

1915 (9-1)

Coach: Dan McGugin
Captain: H.R. Cohen

9/25	MTSU*	W	51-0
10/2	Southwestern*	W	47-0
10/9	Georgetown (Ky.)*	W	75-0
10/13	Cumberland*	W	60-0
10/16	Henderson-Brown*	W	100-0
10/23	Mississippi	W	91-0
10/30	Tennessee*	W	35-0
11/6	Virginia	L	10-35
11/13	Auburn	W	17-0
11/28	Sewanee*	W	28-3

1916 (7-1-1)

Coach: Dan McGugin
Captain: Irby R. "Rabbit" Curry

9/30	Southwestern*	W	86-0
10/7	Transylvania*	W	42-0
10/14	Kentucky	W	45-0
10/21	Mississippi*	W	35-0
10/28	Virginia*	W	27-6
11/4	Rose Polytechnic*	W	67-0
11/11	Tennessee	L	6-10
11/18	Auburn	W	20-9
11/25	Sewanee*	T	0-0

1917 (5-3)

Coach: Dan McGugin
Captain: Alfred T. Adams

10/6	Transylvania*	W	41-0
10/13	Chicago	L	0-48
10/20	Kentucky*	W	5-0
10/27	Howard (Samford)*	W	69-0
11/3	Georgia Tech	L	0-83
11/10	Alabama	W	7-2
11/17	Auburn*	L	7-31
11/29	Sewanee*	W	13-6

1918 (4-2)

Coach: Ray Morrison
Captain: Herman Daves

10/19	Camp Greenleaf*	L	0-6
10/26	Camp Hancock*	L	6-25
11/2	Kentucky*	W	33-0
11/9	Tennessee*	W	76-0
11/16	Auburn	W	21-0
11/28	Sewanee*	W	40-0

1919 (5-1-2)

Coach: Dan McGugin
Captain: Josh Cody

10/4	Union (Tenn.)*	W	41-0
10/11	Tennessee*	T	3-3
10/18	Georgia Tech	L	0-20
10/25	Auburn*	W	7-6
11/1	Kentucky*	T	0-0
11/8	Alabama*	W	16-12
11/15	Virginia*	W	10-6
11/27	Sewanee*	W	33-21

1920 (5-3-1)

Coach: Dan McGugin
Captain: John C. Floyd

10/2	Birmingham-So.*	W	54-0
10/9	Tennessee	W	20-0
10/16	Georgia Tech*	L	0-44
10/23	Auburn	L	6-56
10/30	Kentucky*	W	20-0
11/6	Alabama	L	7-14
11/13	MTSU	W	34-0
11/20	Virginia*	T	7-7
11/27	Sewanee*	W	21-3

1921 (7-0-1)

Coach: Dan McGugin
Captain: W.J. Wade

10/1	MTSU*	W	34-0
10/8	Mercer*	W	42-0
10/15	Kentucky	W	21-14
10/22	Texas	W	20-0
10/29	Tennessee*	W	14-0
11/5	Alabama	W	14-0
11/13	Georgia*	T	7-7
11/19	Sewanee*	W	9-0

1922 (8-0-1)

Coach: Dan McGugin
Captain: Jess C. Neely

9/30	MTSU*	W	38-0
10/7	Henderson-Brown*	W	33-0
10/14	Michigan*	T	0-0
10/21	Texas	W	20-10

10/28	Mercer*	W	25-0
11/4	Tennessee	W	14-6
11/11	Kentucky*	W	9-0
11/18	Georgia	W	12-0
11/25	Sewanee*	W	26-0

1923 (5-2-1)

Coach: Dan McGugin
Captain: Oliver W. Kuhn

10/6	Howard (Samford)*	W	27-0
10/13	Michigan	L	0-3
10/20	Texas	L	0-16
10/27	Tulane*	W	17-0
11/3	Mississippi State*	T	0-0
11/10	Tennessee*	W	51-7
11/17	Georgia*	W	35-7
11/24	Sewanee*	W	7-0

1924 (6-3-1)

Coach: Dan McGugin
Captain: E.E. Kelly

9/27	Henderson-Brown*	W	13-0
10/4	Birmingham So.*	W	61-0
10/11	Quantico Marines	T	13-13
10/18	Tulane	L	13-21
10/25	Georgia*	L	0-3
11/1	Auburn*	W	13-0
11/8	Mississippi State*	W	18-0
11/15	Georgia Tech	W	3-0
11/22	Minnesota	W	16-0
11/29	Sewanee*	L	0-16

1925 (6-3)

Coach: Dan McGugin
Captain: Gil Reese

9/26	MTSU*	W	27-0
10/3	Henderson-Brown*	W	41-0
10/10	Texas*	W	14-6
10/17	Tennessee*	W	34-7
10/24	Georgia	L	7-26
10/31	Mississippi*	W	7-0
11/7	Georgia Tech*	L	0-7
11/14	Auburn	L	9-10
11/21	Sewanee*	W	19-7

1926 (8-1)

Coach: Dan McGugin
Captain: Neil Cargile

9/25	MTSU*	W	69-0
10/2	Alabama	L	7-19
10/9	Bryson*	W	48-0
10/16	Texas	W	7-0
10/23	Georgia*	W	14-13
10/30	Southwestern*	W	50-0
11/6	Georgia Tech	W	13-7
11/13	Tennessee*	W	20-3
11/20	Sewanee*	W	13-0

1927 (8-1-2)

Coach: Dan McGugin
Captain: Vernon Sharp Jr.

9/24	Chattanooga	W	45-18
10/1	Quachita*	W	39-10
10/8	Centre	W	53-6
10/15	Texas	L	6-13
10/22	Tulane*	W	32-0

10/29	Kentucky	W	34-6
11/5	Georgia Tech*	T	0-0
11/12	Tennessee	T	7-7
11/19	Maryland*	W	39-20
11/26	Sewanee*	W	26-6
12/3	Alabama	W	14-7

1928 (8-2)

Coach: Dan McGugin
Captain: James Armistead

9/29	Chattanooga	W	20-0
10/6	Colgate*	W	12-7
10/13	Texas	W	13-12
10/20	Tulane	W	13-6
10/27	Virginia*	W	34-0
11/3	Kentucky*	W	14-7
11/10	Georgia Tech	L	7-19
11/17	Tennessee*	L	0-6
11/24	Centre*	W	26-0
12/1	Sewanee*	W	13-0

1929 (7-2)

Coach: Dan McGugin
Captain: John Neil Brown

9/28	Mississippi*	W	19-7
10/5	Ouachita*	W	26-6
10/12	Minnesota	L	6-15
10/19	Auburn	W	41-2
10/26	Maryville*	W	33-0
11/2	Alabama*	W	13-0
11/9	Georgia Tech*	W	23-7
11/16	Tennessee	L	0-13
11/23	Sewanee*	W	26-6

1930 (8-2)

Coach: Dan McGugin
Captain: Joe Scheffer

9/29	Chattanooga*	W	39-0
10/4	Minnesota	W	33-7
10/11	Virginia Tech	W	40-0
10/18	Spring Hill*	W	27-6
10/25	Alabama	L	7-12
11/1	Mississippi*	W	24-0
11/8	Georgia Tech	W	6-0
11/15	Tennessee*	L	0-13
11/22	Auburn*	W	27-0
12/1	Maryland*	W	22-7

1931 (5-4)

Coach: Dan McGugin
Captain: Amos Leonard

9/26	Western Kentucky*	W	52-0
10/3	North Carolina*	W	13-0
10/10	Ohio State	W	26-21
10/17	Tulane*	L	0-19
10/24	Georgia	L	0-9
10/31	Georgia Tech	W	49-7
11/7	Maryland*	W	39-12
11/14	Tennessee	L	7-21
11/26	Alabama*	L	6-14

The Golden Years

Dan McGugin's Commodores took on all comers, and rarely failed to deliver a victory. Traveling by rail across much of the nation, the program compiled a 124-30 record from 1904-22.



Overpowering Commodores

From 1910 to 1912, McGugin's teams went 24-2-1, and outscored their opponents by a combined 816-35 margin. Above, fans line Curry Field with Model Ts to watch 1910 game.

Playing the Texas State Fair

Before Oklahoma and Texas started the Red River Shootout, it was Vanderbilt vs. Texas at the Texas State Fair in Dallas. Vanderbilt won five of seven games with the Longhorns between 1921 and 1928.

Aug. 10, 1918

One of the greatest and most beloved "Dores of all-time, Irby "Rabbit" Curry, gave his life defending America in the skies over France.

Curry was a standout quarterback from 1914-16, a scholar and student leader. As a senior, classmates elected him "Bachelor of Ugliness" — the highest award given to a male Vanderbilt undergrad.

Oct. 14, 1922

McGugin invites powerful Michigan as the Commodores' initial opponent in Dudley Field. The teams play to a 0-0 tie before a huge crowd. The tie was preserved when captain Jess Neely recovered a fumble near in Commodore goal.



McGugin's Assistants

Dan McGugin, middle, is shown in 1922 with new assistant Wallace Wade, far left, an eventual Hall of Famer. The 1922 team captain, Jess Neely, later became a legend.

YEARLY RESULTS

1932 (6-1-2)

Coach: Dan McGugin

game captains selected

9/24	Mercer*	W	20-7
10/1	North Carolina	W	39-7
10/8	Western Kentucky*	W	26-0
10/15	Tulane	T	6-6
10/22	Georgia*	W	12-6
10/29	Georgia Tech*	W	12-0
11/5	Maryland	W	13-0
11/12	Tennessee*	T	0-0
11/24	Alabama	L	0-20

1933 (4-3-3/2-2-2 6th)

first year of Southeastern Conference

Coach: Dan McGugin

game captains selected

9/23	Cumberland*	W	50-0
9/30	Oklahoma	T	0-0
10/7	North Carolina*	W	20-13
10/14	Ohio State	L	0-20
10/21	Mississippi State*	T	7-7
10/28	LSU	T	7-7
11/4	Georgia Tech	W	9-6
11/11	Sewanee*	W	27-14
11/18	Tennessee	L	6-33
11/30	Alabama*	L	0-7

1934 (6-3/4-3 6th)

Coach: Dan McGugin

Captain: Eugene Beck

9/29	Mississippi State*	W	7-0
10/6	Georgia Tech	W	27-12
10/13	Cincinnati	W	32-0
10/20	Auburn*	W	7-6
10/27	LSU*	L	0-29
11/3	Geo. Washington	W	7-6
11/10	Sewanee*	W	19-0
11/17	Tennessee*	L	6-13
11/29	Alabama*	L	0-34

1935 (7-3/5-1 2nd)

Coach Ray Morrison

Captain: Charles W. Geny

9/21	Union (Tenn.)*	W	34-0
9/28	Mississippi State*	W	14-9
10/5	Cumberland*	W	32-7
10/12	Temple	L	3-6
10/19	Fordham	L	7-13
10/26	LSU*	L	2-7
11/2	Georgia Tech	W	14-13
11/9	Sewanee*	W	46-0
11/16	Tennessee	W	13-7
11/28	Alabama*	W	14-6

1936 (3-5-1/1-3-1 9th)

Coach: Ray Morrison

Captain: Herbert G. Plasman

9/26	MTSU*	W	45-0
10/3	Chicago	W	37-0
10/10	Southwestern*	L	0-12
10/17	SMU	L	0-16
10/24	Georgia Tech*	T	0-0
10/31	LSU* (#8)	L	0-19
11/7	Sewanee*	W	14-0
11/14	Tennessee*	L	13-26
11/25	Alabama (#3)	L	6-14

1937 (7-2/4-2 4th)

Coach: Ray Morrison

Captain: Carl C. Hinkle Jr.

9/25	Kentucky*	W	12-0
10/2	Chicago*	W	18-0
10/8	Southwestern	W	17-6
10/13	SMU*	W	6-0
10/2	(#20) LSU* (#6)	W	7-6
10/31	(#7) Georgia Tech	L	0-14
11/7	Sewanee*	W	41-0
11/13	Tennessee	W	13-7
11/25	(#12) Alabama* (#4)	L	7-9

1938 (6-3/4-3 6th)

Coach: Ray Morrison

Captain: Marvin A. Franklin Jr.

9/24	Washington (Mo.)	W	20-0
10/1	Western Kentucky*	W	12-0
10/8	Kentucky	W	14-7
10/15	Mississippi*	W	13-7
10/22	(#16) LSU	L	0-7
10/29	Georgia Tech*	W	13-7
11/5	Sewanee*	W	14-0
11/12	Tennessee* (#4)	L	0-14
11/24	Alabama	L	0-7

1939 (2-7-1/1-6 11th)

Coach: Ray Morrison

Captain: Raymond Andrus

9/23	Tennessee Tech*	T	13-13
9/30	Rice	W	13-12
10/7	Kentucky*	L	13-21
10/14	VMI*	L	13-20
10/21	Georgia Tech	L	6-14
10/28	LSU*	L	6-12
11/4	Mississippi	L	7-14
11/11	Sewanee*	W	25-7
11/18	Tennessee (#1)	L	0-13
11/30	Alabama	L	0-39

1940 (3-6-1/1-5-1 11th)

Coach: Red Sanders

Captain: John Ellis

9/28	Washington & Lee*	W	19-0
10/5	Princeton	L	6-7
10/12	Kentucky*	T	7-7
10/19	Georgia Tech	L	0-19
10/26	LSU	L	0-7
11/2	Mississippi	L	7-13
11/9	Sewanee*	W	20-0
11/16	Tennessee Tech*	W	21-0
11/23	Alabama (#17)	L	21-25
11/30	Tennessee* (#6)	L	0-20

1941 (8-2/3-2 6th)

Coach: Red Sanders

Captain: Joe Atkinson

9/27	Purdue	W	3-0
10/4	Tennessee Tech*	W	42-0
10/11	Kentucky	W	39-15
10/18	(#18) Georgia Tech*	W	14-7
10/25	(#15) Princeton*	W	46-7
11/1	(#10) Tulane*	L	14-34
11/8	Sewanee*	W	20-0
11/15	Louisville	W	68-0
11/22	Alabama* (#7)	W	7-0
11/29	(#12) Tennessee	L	7-26

1942 (6-4/2-4 8th)

Coach: Red Sanders

Captain: Fred Holder

9/26	Tennessee Tech*	W	52-0
10/3	Purdue*	W	26-0
10/10	Kentucky	W	7-6
10/17	(#12) Mississippi State*	L	0-33
10/24	Centre*	W	66-0
10/31	Tulane	L	21-28
11/7	Mississippi	W	19-0
11/14	Union (Tenn.)	W	27-0
11/21	Alabama (#9)	L	7-27
11/28	Tennessee* (#10)	L	7-19

1943 (5-0)

Coach: E.H. Alley

Captains: James Hamilton, Bob Hamilton;

Captain-Elect Bernie Rohling joined the

U.S. Marine Corps

Tennessee Tech	W	30-0
Camp Campbell	W	40-14
Milligan*	W	26-6
Carson-Newman*	W	12-6
Tennessee Tech*	W	47-7

1944 (3-0-1)

Coach: Doby Bartling

Captains: Lee Austin, Dick Bostick

10/7	Sewanee	T	0-0
10/28	Tennessee Tech*	W	19-7
11/4	Tennessee Tech	W	20-9
11/23	Sewanee*	W	28-7

1945 (3-6/2-4 9th)

Coach: Doby Bartling

Captains: Dick Bostick, James Hamilton

9/29	Tennessee Tech*	W	12-0
10/6	Mississippi*	L	7-14
10/13	Florida	W	7-0
10/20	Kentucky*	W	19-6
10/27	LSU (#13)	L	7-39
11/3	VMI*	L	13-27
11/10	Chattanooga*	L	6-13
11/17	Alabama* (#3)	L	0-71
12/1	Tennessee (#17)	L	0-45

1946 (5-4/3-4 7th)

Coach: Red Sanders

Captain: Alf Satterfield

9/28	Tennessee Tech*	W	35-0
10/5	Mississippi	W	7-0
10/12	Florida*	W	20-0
10/19	Kentucky	L	7-10
10/26	LSU*	L	0-14
11/2	Auburn	W	19-0
11/9	N.C. State* (#20)	W	7-0
11/16	Alabama	L	7-12
11/30	Tennessee* (#8)	L	6-7

1947 (6-4/3-3 5th)

Coach: Red Sanders

Captains: John North, Tex Robertson

9/27	Northwestern	W	3-0
10/4	Alabama*	W	14-7
10/11	(#10) Mississippi* (#18)	W	10-6
10/18	(#10) Kentucky* (#20)	L	0-14
10/25	(#19) LSU* (#18)	L	13-19

11/1	Auburn*	W	28-0
11/8	Tennessee Tech*	W	68-0
11/14	Miami (Fla.)	W	33-7
11/22	Maryland*	L	6-20
11/29	Tennessee	L	7-12

1948 (8-2-1/4-2-1 4th)

Coach: Red Sanders

Captain: John Clark

9/25	Georgia Tech*	L	0-13
10/2	Alabama	T	14-14
10/9	Mississippi (#14)	L	7-20
10/16	Kentucky	W	26-7
10/23	Yale	W	35-0
10/29	Auburn	W	47-0
11/6	LSU*	W	48-7
11/13	Marshall*	W	56-0
11/20	Maryland*	W	34-0
11/27	(#15) Tennessee*	W	28-6
12/3	(#12) Miami (Fla.)	W	33-6

1949 (5-5/4-4 7th)

Coach: Bill Edwards

Captain: Carl Copp

9/24	Georgia Tech	L	7-12
10/1	Alabama*	W	14-7
10/8	Mississippi*	W	28-27
10/15	Florida	W	22-17
10/22	Arkansas*	L	6-7
10/29	Auburn*	W	26-7
11/5	LSU (#17)	L	13-33
11/12	Tulane*	L	14-41
11/19	Marshall*	W	27-6
11/26	Tennessee (#18)	L	20-26

1950 (7-4/3-4 9th)

Coach: Bill Edwards

Captain: Russ Faulkinberry

9/23	MTSU*	W	47-0
9/30	Auburn*	W	41-0
10/7	Alabama* (#12)	W	27-22
10/14	(#19) Mississippi*	W	20-14
10/21	(#13) Florida*	L	27-31
10/28	Arkansas	W	14-13
11/3	Chattanooga	W	34-12
11/11	LSU*	L	7-33
11/18	Memphis	W	29-13
11/25	Tulane	L	6-35
12/2	Tennessee* (#4)	L	0-43

1951 (6-5/3-5 7th)

Coach: Bill Edwards

Captain: Bob Werckle

9/22	MTSU*	W	22-7
9/29	Auburn	L	14-24
10/6	Alabama*	W	22-20
10/13	Mississippi	W	34-20
10/20	Florida	L	13-33
10/27	Georgia Tech* (#3)	L	7-8
11/3	Chattanooga*	W	19-14
11/10	LSU	W	20-13
11/17	Tulane*	L	10-14
11/24	Memphis*	W	13-7
12/1	Tennessee (#1)	L	27-35

Nov. 29, 1934

After three decades at the helm of Commodore football, Dan McGugin steps aside to become athletics director. He retired with a remarkable 197-55-19 record. He ranks among the NCAA Top 20 in all-time wins.



Looking Within to Replace a Legend

McGugin picked one of his best Commodore players, Ray Morrison, as a replacement. Morrison came after a stellar tenure as SMU's coach.

Oct. 23, 1937

Early in the game against No. 6 LSU, tackle Greer Ricketson took the ball cleverly hidden on the ground by the Vanderbilt quarterback and rambed 50 yards for a score. The 'Dores would win 7-6.



Nov. 22, 1941

In his second year, Sanders returned the 'Dores to prominence. Their 7-0 win over Alabama on this date gave the team an 8-1 mark.

Sanders' 1941 Staff

Vanderbilt Head Coach Red Sanders, far left, hired excellent assistants. In 1941, his staff included a future legend in Paul "Bear" Bryant, who mentored Commodore linemen in the 1941-42 seasons.

Defense After WWII

Sanders' 1946 squad posted five shutouts, including four against conference foes.

YEARLY RESULTS



THE 1955 COMMODORES

Coached by Art Guepe, the Commodores win six straight games to get to the Gator Bowl where they defeat No. 8 Auburn 25-13.

1952 (3-5-2/1-4-1 11th)

Coach: Bill Edwards

Captains: John Cheadle, Don Wade

9/20	Georgia*	L	7-19
9/27	Virginia	L	0-27
10/4	Northwestern	T	20-20
10/11	Mississippi*	T	21-21
10/18	Florida*	W	20-13
10/25	Georgia Tech (#5)	L	0-30
11/1	Wash. & Lee*	W	67-7
11/7	Miami (Fla.)	W	9-0
11/15	Tulane	L	7-16
11/29	Tennessee* (#9)	L	0-46

1953 (3-7/1-5 7th)

Coach: Art Guepe

Captain: Larry Stone

9/26	Pennsylvania	L	7-13
10/3	Alabama*	L	12-21
10/10	Mississippi	L	6-28
10/17	Baylor (#8)	L	6-47
10/24	Virginia*	W	28-13
10/31	Georgia Tech* (#8)	L	0-43
11/7	Kentucky* (#14)	L	14-40
11/14	Tulane	W	21-7
11/21	MTSU*	W	31-13
11/28	Tennessee	L	6-33

1954 (2-7/1-5 11th)

Coach: Art Guepe

Captains: Pete Williams, John Hall

9/25	Baylor (#10)	L	19-25
10/2	Alabama	L	14-28
10/9	Mississippi* (#7)	L	7-22
10/16	Georgia	L	14-16
10/30	Rice (#19)	L	13-34
11/6	Kentucky	L	7-19
11/13	Tulane*	L	0-6
11/20	Villanova*	W	34-19
11/27	Tennessee*	W	26-0

1955 (8-3/4-3 5th)

Coach: Art Guepe

Captains: Larry Frank, Jim Cunningham

9/24	Georgia	L	13-14
10/1	Alabama*	W	21-6
10/8	Mississippi	L	0-13
10/14	Chattanooga	W	12-0
10/22	MTSU*	W	46-0
10/29	Virginia*	W	34-7

11/5	Kentucky* (#17)	W	34-0
11/12	Tulane	W	20-7
11/19	Florida*	W	21-8
11/26	(#19) Tennessee	L	14-20
12/31	Auburn (#8) ^	W	25-13

^ Gator Bowl, Jacksonville, Fla.

1956 (5-5/2-5 8th)

Coach: Art Guepe

Captains: Don Orr, Art Demmas

9/22	Georgia*	W	14-0
9/29	(#15) Chattanooga*	W	46-7
10/6	(#18) Alabama	W	32-7
10/13	(#13) Mississippi (#7)	L	0-16
10/20	Florida*	L	7-21
10/27	MTSU	W	23-13
11/3	Virginia	W	6-2
11/10	Kentucky	L	6-7
11/17	Tulane*	L	6-13
12/1	Tennessee* (#2)	L	7-27

1957 (5-3-2/3-3-1 6th)

Coach: Art Guepe

Captains: Bob Laws, Phil King

9/21	Missouri*	T	7-7
9/28	Georgia	W	9-6
10/5	Alabama*	T	6-6
10/12	Mississippi* (#14)	L	0-28
10/19	Penn State	W	32-20
11/2	LSU*	W	7-0
11/9	Kentucky*	W	12-7
11/16	Florida	L	7-14
11/23	The Citadel*	W	27-0
11/30	Tennessee (#18)	L	6-20

1958 (5-2-3/2-1-3 4th)

Coach: Art Guepe

Captains: Billy Grover

9/20	Missouri	W	12-8
9/27	Georgia*	W	21-14
10/4	(#20) Alabama	T	0-0
10/11	Clemson* (#8)	L	7-12
10/18	Florida (#18)	T	6-6
10/25	Virginia*	W	39-6
10/31	Miami, Fla.	W	28-15
11/8	Kentucky	T	0-0
11/15	Tulane*	W	12-0
11/29	(#15) Tennessee*	L	6-10

1959 (5-3-2/3-2-2 6th)

Coach: Art Guepe

Captain: Tom Moore

9/26	Georgia (#17)	L	6-21
10/3	Alabama*	T	7-7
10/10	Mississippi* (#5)	L	0-33
10/17	Florida* (#19)	W	13-6
10/24	Virginia	W	33-0
10/31	Minnesota	L	6-20
11/7	Kentucky*	W	11-6
11/14	Tulane	T	6-6
11/21	Florence (Ala.) State*	W	42-7
11/28	Tennessee	W	14-0

1960 (3-7/1-6 12th)

Coach: Art Guepe

Captain: Fred Riggs

9/24	Georgia*	L	7-18
10/1	Alabama (#15)	L	0-21
10/8	Mississippi* (#2)	L	0-26
10/15	Florida	L	0-12
10/22	Marquette	W	23-6
10/29	Clemson*	W	22-20
11/5	Kentucky	L	0-27
11/12	William & Mary*	W	22-8
11/19	Tulane*	L	0-20
11/26	Tennessee*	L	0-35

1961 (2-8/1-6 12th)

Coach: Art Guepe

Captains: Cody Brinkley, Ed Creagh

9/23	West Virginia*	W	16-6
9/30	Georgia	W	21-0
10/7	Alabama* (#4)	L	6-35
10/14	UCLA	L	21-28
10/21	Florida*	L	0-7
10/28	Mississippi (#2)	L	0-47
11/11	Kentucky*	L	3-16
11/17	Tulane	L	14-17
11/25	South Carolina*	L	7-23
12/2	Tennessee	L	7-41

1962 (1-9/1-6 12th)

Coach: Art Guepe

Captains: Julie Crocker, Mike Reese

9/22	West Virginia	L	0-26
9/29	Georgia*	L	0-10
10/6	Alabama (#2)	L	7-17
10/13	The Citadel*	L	6-21
10/20	Florida	L	7-42

10/27	Mississippi* (#7)	L	0-35
11/3	Boston College*	L	22-27
11/10	Kentucky	L	0-7
11/17	Tulane	W	20-0
12/1	Tennessee*	L	0-30

1963 (1-7-2/0-5-2 10th)

Coach: Jack Green

Captain: Sam Sullins

9/21	Furman*	L	13-14
9/28	Georgia	L	0-20
10/5	Alabama* (#2)	L	6-21
10/19	Florida*	L	0-21
10/26	Mississippi (#5)	L	7-27
11/2	Boston College	L	6-19
11/9	Kentucky*	T	0-0
11/16	Tulane	T	10-10
11/23	Geo. Washington*	W	31-0
11/30	Tennessee*	L	0-14

1964 (3-6-1/1-4-9th)

Coach: Jack Green

Captains: Dave Malone, Bill Juday,

Willard Fuqua

9/19	Georgia Tech	L	2-14
9/26	Georgia*	L	0-7
10/3	Alabama (#4)	L	0-24
10/10	Wake Forest*	W	9-6
10/17	Geo. Washington	W	14-0
10/24	Mississippi*	T	7-7
11/7	Kentucky	L	21-22
11/14	Tulane*	L	2-7
11/20	Miami, Fla.*	L	17-35
11/28	Tennessee*	W	7-0

1965 (2-7-1/1-5 9th)

Coach: Jack Green

Captain: Lane Wolbe

9/18	Georgia Tech*	T	10-10
9/25	Georgia	L	10-24
10/2	Wake Forest	L	0-7
10/9	Alabama*	L	7-22
10/16	Virginia Tech*	W	21-10
10/23	Mississippi	L	7-24
10/30	Tulane	W	13-0
11/6	Kentucky*	L	0-34
11/13	Miami, Fla.*	L	14-28
11/27	Tennessee (#9)	L	3-21

1966 (1-9/0-6 10th)

Coach: Jack Green

Captains: Dave Maddux, Jim Thomas

9/17	The Citadel*	W	24-0
9/24	Georgia Tech	L	0-42
10/1	Florida*	L	0-13
10/15	Virginia Tech	L	6-21
10/22	Alabama (#4)	L	6-42
10/29	Tulane*	L	12-13
11/5	Kentucky	L	10-14
11/12	Navy*	L	14-30
11/19	Mississippi	L	0-34
11/26	Tennessee	L	0-28

Oct. 16, 1948

After a 20-7 loss at No. 14 Ole Miss, Vanderbilt defeats Kentucky 26-7, starting an eight-game win streak. The Commodores outscored the eight opponents 307-26. By season's end, AP pollsters ranked Red Sanders' squad No. 12 in the nation.



Oct. 7, 1950

Behind Nashville native and All-SEC quarterback Bill Wade, the Commodores beat No. 12 Alabama 27-22 in Mobile. The team reaches a No. 13 ranking.

Returning Nalley

Nobody could return a punt like Lee Nalley. From 1947-49, Nalley set numerous NCAA records, including running back five punts for touchdowns.

Scoreless Ties

Competing on the road in 1958, the Commodores played to 0-0 ties at Alabama and Kentucky, and to a 6-6 draw at Florida.

Oct. 14, 1955


A 12-0 shutout of Chattanooga sparks Vanderbilt run that leads to the team's first bowl appearance. Gator Bowl officials paired the Commodores against No. 8 Auburn after Vanderbilt's 7-3 regular season.



Dec. 31, 1955

Bouyed by five fumble recoveries, the Commodores defeat Auburn 25-13 in the 11th annual Gator Bowl. The offensive attack was led by All-America halfback Charley Horton, at left, and quarterback Don Orr, who scored two touchdowns despite playing with a dislocated elbow.

YEARLY RESULTS



THE 1974 COMMODORES

Coached by Steve Sloan, Vanderbilt defeats Florida en route to a Peach Bowl appearance in Atlanta.

1967 (2-7-1/0-6 9th)

Coach: Bill Pace

Captains: Bob Goodridge, Sid Ransom

9/23	Georgia Tech*	L	10-17
9/30	William & Mary*	W	14-12
10/7	North Carolina	W	21-7
10/14	Alabama* (#7)	L	21-35
10/28	Florida	L	22-27
11/4	Tulane	L	14-27
11/11	Kentucky	L	7-12
11/18	Navy	T	35-35
11/25	Mississippi*	L	7-28
12/2	Tennessee (#2)	L	14-41

1968 (5-4-1/2-3-1 8th)

Coach: Bill Pace

Captains: Mike Giltner, Rex Raines

9/21	VMI*	W	25-12
9/28	Army	W	17-13
10/5	North Carolina*	L	7-8
10/12	Alabama	L	7-31
10/19	Georgia (#10)	L	6-32
10/26	Florida* (#15)	T	14-14
11/2	Tulane*	W	21-7
11/9	Kentucky	W	6-0
11/23	Davidson	W	53-20
11/30	Tennessee* (#7)	L	7-10

1969 (4-6/2-3 7th)

Coach: Bill Pace

Captains: Bob Asher, Bill McDonald

9/20	Michigan	L	14-42
9/27	Army*	L	6-16
10/4	North Carolina	L	22-38
10/11	Alabama* (#13)	W	14-10
10/18	Georgia* (#14)	L	8-40
10/25	Florida (#10)	L	20-41
11/1	Tulane	W	26-23
11/8	Kentucky*	W	42-6
11/22	Davidson*	W	63-8
11/29	Tennessee (#10)	L	27-40

1970 (4-7/1-5 9th)

Coach: Bill Pace

Captains: Steve Fritts, Mal Wall, John Robinson

9/12	Chattanooga*	W	39-6
9/19	The Citadel*	W	52-0
9/26	Mississippi State	L	6-20
10/3	No. Carolina* (#19)	L	7-10

10/10	Alabama	L	11-35
10/17	Georgia	L	3-37
10/24	Mississippi* (#13)	L	16-26
10/31	Tulane*	L	7-10
11/7	Kentucky	W	18-17
11/21	Tampa	W	36-28
11/28	Tennessee* (#7)	L	6-24

1971 (4-6-1/1-5 7th)

Coach: Bill Pace

Captains: John Carney, John Drake

9/11	Chattanooga*	W	20-19
9/18	Louisville*	T	0-0
9/25	Mississippi State	W	49-19
10/2	Virginia	L	23-27
10/9	Alabama* (#6)	L	0-42
10/16	Georgia (#8)	L	0-24
10/23	Mississippi	L	7-28
10/30	Tulane	W	13-9
11/6	Kentucky*	L	7-14
11/20	Tampa*	W	10-7
11/27	Tennessee (#11)	L	7-19

1972 (3-8/1-5 7th)

Coach: Bill Pace

Captains: Jim Avery, Joe Cook, Ken Stone

9/9	Chattanooga*	W	24-7
9/23	Mississippi State*	L	6-10
9/30	Alabama* (#6)	L	21-48
10/7	Virginia*	W	10-7
10/14	William & Mary	W	21-17
10/21	Georgia	L	3-28
10/28	Mississippi*	L	7-31
11/11	Tulane*	L	7-21
11/18	Kentucky	L	13-14
11/25	Tampa	L	7-30
12/2	Tennessee* (#12)	L	10-30

1973 (5-6/1-5 9th)

Coach: Steve Sloan

Captains: Mark Ilgenfritz, Bo Patton

9/15	Chattanooga*	W	14-12
9/22	Mississippi State	L	21-52
9/29	Alabama* (#5)	L	0-44
10/6	Virginia	W	39-22
10/13	William & Mary*	W	20-7
10/20	Georgia*	W	18-14
10/27	Mississippi	L	14-24

11/10	Kentucky*	L	17-27
11/17	Tulane	L	3-24
11/24	Tampa*	W	18-16
12/1	Tennessee (#19)	L	17-20

1974 (7-3-2/2-3-1 7th)

Coach: Steve Sloan

Captain: David Lee

9/14	Chattanooga*	W	28-6
9/21	VMI*	W	45-7
9/28	Alabama (#4)	L	10-23
10/12	Florida* (#8)	W	24-10
10/19	Georgia	L	31-38
10/26	Mississippi*	W	24-14
11/2	Army	W	38-14
11/9	Kentucky	L	12-38
11/16	Tulane*	W	30-22
11/23	Louisville	W	44-0
11/30	Tennessee*	T	21-21
12/8	Texas Tech ^	T	6-6

^ Peach Bowl, Atlanta, Ga.

1975 (7-4/2-4 6th)

Coach: Fred Pancoast

Captains: Lonnie Sadler, Tom Galbierz

9/13	Chattanooga*	W	17-7
9/20	Rice	W	9-6
9/27	Alabama* (#11)	L	7-40
10/4	Tulane	W	6-3
10/11	Florida (#18)	L	0-35
10/18	Georgia*	L	3-47
10/25	Mississippi	L	7-17
11/1	Virginia*	W	17-14
11/8	Kentucky*	W	13-3
11/15	Army*	W	23-14
11/29	Tennessee	W	17-14

1976 (2-9/0-6 9th)

Coach: Fred Pancoast

Captains: Tom Ballman, David Hale

9/11	Oklahoma* (#5)	L	3-24
9/18	Wake Forest*	W	27-24
9/25	Alabama (#13)	L	14-42
10/2	Tulane*	L	13-24
10/9	LSU (#20)	L	20-33
10/16	Georgia (#11)	L	0-45
10/23	Mississippi*	L	3-20
11/6	Kentucky	L	0-14

11/13	Air Force*	W	34-10
11/20	Cincinnati	L	7-33
11/27	Tennessee*	L	10-13

1977 (2-9/0-6 9th)

Coach: Fred Pancoast

Captains: Ed Parrish, Mitch Lilly, Mike Birdsong, Reggie Calvin

9/10	Oklahoma (#1)	L	23-25
9/17	Wake Forest	W	3-0
9/24	Alabama* (#10)	L	12-24
10/1	Tulane	L	7-36
10/8	LSU* (#18)	L	15-28
10/15	Georgia*	L	13-24
10/22	Mississippi	L	14-26
11/5	Kentucky* (#7)	L	6-28
11/12	Air Force	L	28-34
11/19	Cincinnati*	W	13-9
12/1	Tennessee	L	7-42

1978 (2-9/0-6 10th)

Coach: Fred Pancoast

Captains: Randy Sittason, John Wooten

9/16	Arkansas (#2)	L	17-48
9/23	Furman*	W	17-10
9/30	Alabama (#7)	L	28-51
10/7	Tulane*	L	3-38
10/14	Auburn*	L	7-49
10/21	Georgia (#18)	L	10-31
10/28	Mississippi*	L	10-35
11/4	Memphis	L	14-35
11/11	Kentucky	L	2-53
11/18	Air Force*	W	41-27
12/2	Tennessee*	L	15-41

1979 (1-10/0-6 9th)

Coach: George MacIntyre

Captains: Mike Ralston, Preston Brown, Ronnie Myrick

9/15	Indiana	L	13-44
9/22	The Citadel*	L	14-27
9/29	Alabama* (#2)	L	3-66
10/6	Tulane	L	14-42
10/13	Auburn (#18)	L	35-52
10/20	Georgia*	L	10-31
10/27	Mississippi	L	28-63
11/3	Memphis*	W	13-3
11/10	Kentucky*	L	10-29
11/17	Air Force	L	29-30
12/1	Tennessee	L	10-31

1980 (2-9/0-6 9th)

Coach: George MacIntyre

Captains: Phil Swindoll, Keith Phillips, Rodney Gurley

9/13	Maryland	L	6-31
9/20	Mississippi State*	L	14-24
9/27	Alabama (#1)	L	0-41
10/11	Tulane*	L	21-43
10/18	Georgia (#6)	L	0-41
10/25	Mississippi*	L	14-27
11/1	Memphis	W	14-10
11/8	Kentucky	L	10-31
11/15	Miami*	L	17-24
11/22	Chattanooga*	W	31-29
11/29	Tennessee*	L	13-51

Nov. 28, 1964

A two-yard rushing touchdown by senior running back Bob Sullins — the first of his career — gives Vanderbilt its margin in a 7-0 victory over Tennessee.

Oct. 26, 1968

Trailing by a touchdown late vs. No. 15 Florida, John Miller hits Jim Cunningham on a 33-yard scoring strike to pull Vanderbilt even in an eventual 14-14 tie.

Sept. 15, 1973

Steve Sloan directs his first game as Vanderbilt's head coach, guiding the Commodores to a victory over Chattanooga.

In 1973

In an early-season practice, assistant Bill Parcells wonders aloud if there's a punter among the team ranks. Tight end Barry Burton raises his hand, wins the job, and becomes an All-America in 1975.



Picture Day, 1974

Mammoth defensive end Dennis Harrison shares a moment with a young Commodore fan.

Oct. 12, 1974

Steve Sloan's Commodores show signs of progress, taking a 24-3 lead en route to 24-10 victory over No. 8 Florida.



Dec. 28, 1974

Played on a muddy day in Atlanta, the Peach Bowl (above) between Vanderbilt and Texas Tech was ruled by defense, as the Commodores and Red Raiders slugged to a 6-6 tie.

YEARLY RESULTS

1981 (4-7/1-5 10th)

Coach: George MacIntyre

Captains: Rodney Gurley, Ken Hammond, Andrew Coleman

9/12	Maryland*	W	23-17
9/19	Miss. State (#14)	L	9-29
9/26	Alabama* (#10)	L	7-28
10/3	Miami (Fla.) (#17)	L	16-48
10/10	Tulane	L	10-14
10/17	Georgia* (#9)	L	21-53
10/24	Mississippi	W	27-23
10/31	Memphis*	W	26-0
11/7	Kentucky*	L	10-17
11/21	UT-Chattanooga*	W	28-14
11/28	Tennessee	L	34-38

1982 (8-4/4-2 3rd)

Coach: George MacIntyre

Captains: Allama Matthews, Joe Staley, Whit Taylor

9/11	Memphis	W	24-14
9/18	No. Carolina (#11)	L	10-34
9/25	Alabama (#4)	L	21-24
10/2	Tulane*	W	24-21
10/9	Florida* (#14)	W	31-29
10/16	Georgia (#4)	L	13-27
10/23	Mississippi*	W	19-10
11/6	Kentucky	W	23-10
11/13	Virginia Tech*	W	45-0
11/20	Chattanooga*	W	27-16
11/27	Tennessee*	W	28-21
12/31	Air Force ^	L	28-36

^ Hall of Fame Bowl, Birmingham

1983 (2-9/0-6 9th)

Coach: George MacIntyre

Capt.: Steve Bearden, Tom Moore, Phil Roach


9/10	Maryland* (#17)	L	14-21
9/17	Iowa State*	W	29-26
9/24	Alabama* (#6)	L	24-44
10/1	Tulane	W	30-17
10/8	Florida (#9)	L	10-29
10/15	Georgia* (#8)	L	13-20
10/22	Mississippi	L	14-21
10/29	Memphis*	L	7-24
11/5	Kentucky*	L	8-17
11/12	Virginia Tech	L	10-21
11/26	Tennessee	L	24-34

1984 (5-6/2-4 7th)

Coach: George MacIntyre

Captains: Steve McKoy, Rob Monaco, Chuck Scott, Manuel Young

9/8	Kansas State*	W	26-14
9/15	Maryland	W	23-14
9/22	Kansas*	W	41-6
9/29	Alabama	W	30-21
10/6	Tulane*	L	23-27
10/13	LSU (#12)	L	27-34
10/20	Georgia (#14)	L	35-62
10/27	Mississippi*	W	37-20
11/10	Kentucky	L	18-27
11/17	Virginia Tech*	L	3-23
12/1	Tennessee*	L	13-29



THE 1982 COMMODORES

Coached by George MacIntyre, Vanderbilt finishes with five straight victories to earn a bid to the Hall of Fame Bowl in Birmingham.

1985 (3-7/1-4-1 7th)

Coach: George MacIntyre

Captains: Kermit Sykes, Steve Wade, Will Wolford

9/7	Chattanooga*	W	7-0
9/14	Kansas	L	16-42
9/21	Iowa State	L	17-20
9/28	Alabama* (#15)	L	20-40
10/5	Tulane	W	24-17
10/12	LSU* (#20)	L	7-49
10/19	Georgia* (#16)	T	13-13
10/26	Mississippi	L	7-35
11/9	Kentucky*	W	31-24
11/16	Virginia Tech*	L	24-38
11/30	Tennessee (#10)	L	0-30

1986 (1-10/0-6 9th)

Coach: Watson Brown

Captains: Thanh Anderson, Mark Woehler, Carl Woods, Mark Wracher

9/6	Alabama (#5)	L	10-42
9/13	Maryland	L	21-35
9/20	Tulane*	L	17-35
10/4	Duke*	W	24-18
10/11	Auburn* (#7)	L	9-31
10/18	Georgia	L	16-38
10/25	Mississippi	L	12-28
11/1	Memphis*	L	21-22
11/8	Kentucky	L	22-34
11/15	Virginia Tech	L	21-29
11/29	Tennessee*	L	20-35

1987 (4-7/1-5 7th)

Coach: Watson Brown

Captains: Everett Crawford, Chris Gaines, Daryl Holt, Carl Parker

9/12	Memphis*	W	27-17
9/19	Duke	L	31-35
9/26	Alabama* (#17)	L	23-30
10/3	Tulane	L	17-27
10/10	Auburn (#5)	L	15-48
10/17	Georgia* (#18)	L	24-52
10/24	Mississippi	L	14-42
10/31	Rutgers*	W	27-13
11/7	Kentucky*	W	38-29
11/21	Maryland*	W	34-24
11/28	Tennessee	L	36-38

1988 (3-8/2-5 9th)

Coach: Watson Brown

Captains: Eric Jones, Joe Gentry, Mike Johnson, Brent Turner

9/10	Mississippi State*	W	24-20
9/17	Rutgers	W	31-30
9/24	Alabama (#13)	L	10-44
10/1	Duke*	L	15-17
10/8	Georgia (#15)	L	22-41
10/15	Florida* (#20)	W	24-9
10/22	Mississippi*	L	28-36
11/5	Kentucky	L	13-14
11/12	Army	L	19-24
11/19	Memphis	L	9-28
11/26	Tennessee*	L	7-14

1989 (1-10/0-7 10th)

Coach: Watson Brown

Captains: John Gromos, Greg Smith, DeMond Winston, Andy McCarroll

9/2	Mississippi State	L	7-42
9/23	Ohio*	W	54-10
9/30	Alabama* (#13)	L	14-20
10/7	Memphis	L	10-13
10/14	Florida (#25)	L	11-34
10/21	Georgia*	L	16-35
10/28	Mississippi	L	16-24
11/4	Virginia Tech	L	0-18
11/11	Kentucky*	L	11-15
11/18	Tulane*	L	13-37
12/2	Tennessee (#8)	L	10-17

1990 (1-10/1-6 9th)

Coach: Watson Brown

game captains selected

9/8	SMU	L	7-44
9/22	LSU*	W	24-21
9/29	Alabama	L	28-59
10/6	Syracuse*	L	14-49
10/13	Auburn (#6)	L	6-56
10/20	Georgia	L	28-39
10/27	Mississippi* (#17)	L	13-14
11/10	Kentucky	L	21-28
11/17	Army*	L	38-42
11/24	Wake Forest*	L	28-56
12/1	Tennessee* (#12)	L	20-49

1991 (5-6/3-4 6th)

Coach: Gerry DiNardo

Captains: Bobby Craycraft, Rod Keith

9/7	Syracuse (#24)	L	10-37
9/14	SMU*	W	14-11
9/21	LSU	L	14-16
9/28	Alabama* (#22)	L	17-48
10/5	Duke	L	13-17
10/12	Auburn* (#24)	L	22-24
10/19	Georgia* (#17)	W	27-25
10/26	Mississippi	W	30-27
11/2	Army	W	41-10
11/9	Kentucky*	W	17-7
11/30	Tennessee	L	0-45

1992 (4-7/2-6 5th)

Coach: Gerry DiNardo

Captains: Marcus Wilson, Robbie Young

9/5	Alabama (#9)	L	8-25
9/12	Duke*	W	42-37
9/19	Mississippi* (#25)	W	31-9
10/3	Auburn	L	7-31
10/10	Wake Forest*	L	6-40
10/17	Georgia (#10)	L	20-30
10/24	So. Carolina*	L	17-21
11/7	Kentucky	W	20-7
11/14	Navy	W	27-7
11/21	Florida* (#9)	L	21-41
11/28	Tennessee* (#18)	L	25-29

1993 (5-6/2-6 6th)

Coach: Gerry DiNardo

Captains: Gerald Collins, Tony Jackson, Eric Dahlberg

9/4	Wake Forest	W	27-12
9/11	Alabama* (#2) forfeit	W	6-17
9/18	Mississippi	L	7-49
10/2	Auburn* (#23)	L	10-14
10/9	Cincinnati*	W	17-7
10/16	Georgia*	L	3-41
10/23	So. Carolina	L	0-22
11/6	Kentucky*	W	12-7
11/13	Navy*	W	41-7
11/20	Florida (#8)	L	0-52
11/27	Tennessee (#6)	L	14-62

Nov. 29, 1975

Fred Pancoast's Commodores top Tennessee 17-14 in Knoxville to conclude a 7-4 season with four consecutive victories.



Nov. 18, 1978

Frank Mordica rushes for 321 rushes and five touchdowns in Vanderbilt's 41-27 victory over Air Force. Mordica's rush total remains a SEC record.

Sept. 12, 1981

Playing before a standing-room only crowd, the Commodores christen renovated Vanderbilt Stadium with a 23-17 victory over Maryland.

Nov. 27, 1982

In a cold rain, Whit Taylor scores on an option rush with 3:00 left to give Vanderbilt a game-clinching lead in 28-21 victory over Tennessee. The win was the Commodores' fifth straight, and ensured a bowl bid.

Oct. 9, 1982

All-SEC tackle Rob Monaco recovered a Vanderbilt fumble in the end zone for a game-winning touchdown to give the Commodores a 31-29 victory over No. 14 Florida.



Dec. 31, 1982

In a record-breaking offensive display, tailback Norman Jordan catches 20 passes from roommate Whit Taylor in Hall of Fame Bowl appearance.

Sept. 10, 1977

Playing No. 1 Oklahoma in Norman, a questionable block-in-the-back call against Vanderbilt negates the Commodores' apparent game-winning touchdown by split end Martin Cox in eventual 25-23 loss.

YEARLY RESULTS

1994 (5-6/2-6 5th)

Coach: Gerry DiNardo

Captains: Gerald Collins, Eric Lewis

9/3	Wake Forest*	W	35-14
9/10	Alabama* (#11)	L	7-17
9/17	Mississippi*	L	14-20
10/1	Arkansas	L	6-42
10/8	Cincinnati	W	34-24
10/15	Georgia	W	43-30
10/22	So. Carolina*	L	16-19
10/29	Northern Illinois*	W	17-16
11/5	Kentucky	W	24-6
11/19	Florida* (#3)	L	7-24
11/26	Tennessee*	L	0-65

1995 (2-9/1-7 6th)

Coach: Rod Dowhower
game captains selected

9/2	Alabama* (#11)	L	25-33
9/16	Notre Dame (#24)	L	0-41
9/23	TCU*	L	3-16
9/30	Arkansas* (#23)	L	7-35
10/14	Georgia*	L	6-17
10/21	So. Carolina	L	14-52
10/28	Mississippi	L	10-21
11/4	Kentucky*	W	14-10
11/11	Louisiana Tech*	W	29-6
11/18	Florida (#5)	L	7-38
11/25	Tennessee (#5)	L	7-12

1996 (2-9/0-8 6th)

Coach: Rod Dowhower
game captains selected

9/5	Notre Dame* (#6)	L	7-14
9/14	Alabama (#13)	L	26-36
9/21	Mississippi*	L	9-20
10/5	LSU (#14)	L	0-35
10/12	North Texas	W	19-7

10/19	Georgia	L	2-13
10/26	So. Carolina*	L	0-27
11/2	UAB*	W	31-15
11/9	Florida* (#1)	L	21-28
11/16	Kentucky	L	0-25
11/30	Tennessee* (#9)	L	7-14

1997 (3-8/0-8 6th)

Coach: Woody Widenhofer

Captains: Damian Allen, John Bradley, Corey Chavous, Jamie Duncan, Jay Stallworth			
8/30	North Texas*	W	29-12
9/11	Alabama* (#15)	L	0-20
9/20	TCU*	W	40-16
9/27	Mississippi	L	3-15
10/4	LSU* (#13)	L	6-7
10/11	Northern Illinois	W	17-7
10/18	Georgia* (#19)	L	13-34
10/25	So. Carolina	L	3-35
11/8	Florida (#13)	L	3-35
11/15	Kentucky*	L	10-21
11/29	Tennessee (#9)	L	10-17

1998 (2-9/1-7 5th)

Coach: Woody Widenhofer

Captains: Rahim Batten, Fred Vinson, Jared McGrath, Clay Condrey			
9/5	Mississippi State	L	0-42
9/12	Alabama	L	7-32
9/19	Mississippi*	L	6-30
10/3	TCU (207)	L	16-19
10/10	Western Michigan*	L	24-27
10/17	Georgia (#13)	L	6-31
10/24	So. Carolina*	W	17-14
10/31	Duke* (OT)	W	36-33
11/7	Florida* (#5)	L	13-45
11/14	Kentucky	L	17-55
11/28	Tennessee* (#1)	L	0-41

1999 (5-6/2-6 5th)

Coach: Woody Widenhofer

Captains: Jeff Barnett, Ainsley Battles,
Lamont Turner, Todd Yoder

9/4	Alabama* (#20)	L	17-28
9/11	Northern Illinois*	W	34-31
9/18	Mississippi (OT)	W	37-34
9/25	Duke	W	31-14
10/2	Mississippi State*	L	14-42
10/9	The Citadel*	W	58-0
10/16	Georgia* (#14)	L	17-27
10/23	So. Carolina	W	11-10
11/6	Florida (#5)	L	6-13
11/13	Kentucky*	L	17-19
11/27	Tennessee (#6)	L	10-38

2000 (3-8/1-7 5th)

Coach: Woody Widenhofer

Captains: Ryan Aulds, Matt Stewart,
Elliott Carson, John Markham

9/2	Miami, Ohio*	L	30-33
9/9	Alabama (#13)	L	10-28
9/16	Mississippi*	L	7-12
9/23	Duke*	W	26-7
9/30	Auburn (#19)	L	0-33
10/7	Wake Forest	W	17-10
10/14	Georgia (#14)	L	19-29
10/21	So. Carolina* (#18)	L	14-30
11/4	Florida* (#6)	L	20-43
11/11	Kentucky	W	24-20
11/25	Tennessee* (#25)	L	26-28

2001 (2-9/0-8 6th)

Coach: Woody Widenhofer

Captains: Antuan Bradford, Jamie Byrum, Nate Morrow, Dan Stricker			
8/30	MTSU*	L	28-37
9/8	Alabama*	L	9-10

9/22	Richmond*	W	28-22
9/29	Auburn*	L	21-24
10/13	Georgia* (#19)	L	14-30
10/20	So. Carolina (#16)	L	14-46
10/27	Duke	W	42-28
11/3	Florida (#4)	L	13-71
11/10	Kentucky*	L	30-56
11/24	Tennessee (#7)	L	0-38
12/1	Mississippi	L	27-38

2002 (2-10/0-8 6th)

Coach: Bobby Johnson

Capt.: Jamie Byrum, Rushen Jones,
Dan Stricker

8/31	Georgia Tech	L	3-45
9/7	Furman*	W	49-18
9/14	Auburn	L	6-31
9/21	Mississippi	L	38-45
9/28	So. Carolina*	L	14-20
9/12	MTSU*	L	20-21
10/19	Georgia (#5)	L	17-28
10/26	Connecticut*	W	28-24
11/2	Alabama* (#12)	L	8-30
11/9	Florida* (#23)	L	17-21
11/16	Kentucky	L	21-41
11/23	Tennessee*	L	0-24

2003 (2-10/1-7 T-5th)

Coach: Bobby Johnson

Captains: Jay Cutler, Justin Geisinger
Jovan Haye

8/30	Mississippi*	L	21-24
9/6	Chattanooga*	W	51-6
9/13	Auburn*	L	7-45
9/20	TCU (#20)	L	14-30
9/27	Georgia Tech* (OT)	L	17-24
10/4	Mississippi State	L	21-30
10/11	Navy*	L	27-37



THE 2008 COMMODORES

Bobby Johnson's squad wins the program's first bowl in 53 years at the Gaylord Hotels Music City Bowl in Nashville.

Sept. 29, 1984

The Commodores hand Alabama a 30-21 homecoming loss. After the win and a 4-0 start, AP pollsters give Vanderbilt a No. 17 ranking. All-America TE Chuck Scott, right, hauls in reception.



Sept. 6, 1986

Former Vanderbilt quarterback and fan favorite Watson Brown returns to the sideline for his first game as Commodore head coach.

Oct. 3, 1987

Chris Gaines, right, put together one of the finest individual defensive efforts in team history, contributed 37 total tackles against Tulane in the Superdome.



Oct. 15, 1988

Wearing new gold jerseys for the first time, linebacker Billy Cunningham contributes an interception and two sacks in Vanderbilt's 24-9 upset of No. 20 Florida.

1988

Boo Mitchell, below, has five consecutive 100-yard receiving games. He ranks first on the team career receiving yardage.



1988

"It's Showtime" featuring senior quarterback Eric Jones. Coming off a superb junior season, Vanderbilt initiates Heisman campaign for Jones as season approaches.

Oct. 19, 1991

Tailback Corey Harris takes an errant pitch by Marcus Wilson 51 yards for the deciding points in Vanderbilt's 27-24 victory over No. 17 Georgia. Harris and fellow running back Sam Chalmers both top 100 rushing yards in the Commodore win.

YEARLY RESULTS

10/18	Georgia* (#4)	L	8-27
10/25	So. Carolina	L	24-35
11/8	Florida	L	17-35
11/15	Kentucky*	W	28-17
11/22	Tennessee	L	0-48

2004 (2-9/1-7 T-5th)

Coach: Bobby Johnson

Captains: Jay Cutler, Jovan Haye,
Chris Young, Justin Geisinger

9/4	So. Carolina*	L	6-31
9/18	Mississippi (OT)	L	23-26
9/25	Navy	L	26-29
10/2	Mississippi State*	W	31-13
10/9	Rutgers*	L	34-37
10/16	Georgia (#12)	L	3-33
10/23	Eastern Kentucky*	W	19-7
10/30	LSU (#19)	L	7-24
11/6	Florida*	L	17-34
11/13	Kentucky	L	13-14
11/20	Tennessee* (#15)	L	33-38

2005 (5-6/3-5 4th)

(Season dedicated to the late Kwane Doster)

Coach: Bobby Johnson

Captains: Jay Cutler, Moses Osemwegie

9/1	Wake Forest	W	24-20
9/10	Arkansas	W	28-24
9/17	Mississippi*	W	31-23
9/24	Richmond*	W	37-13
10/1	MTSU*	L	15-17
10/8	LSU* (#11)	L	6-34
10/15	Georgia* (#5)	L	17-34
10/22	So. Carolina	L	28-35
11/5	Florida (#13) (2OT)	L	42-49
11/12	Kentucky*	L	43-48
11/19	Tennessee	W	28-24

2006 (4-8/1-7 6th)

Coach: Bobby Johnson

Captains: Jonathan Goff, Brian Stamper


9/2	Michigan (#14)	L	7-27
9/9	Alabama	L	10-13
9/16	Arkansas*	L	19-21
9/23	Tennessee State*	W	38-9
9/30	Temple*	W	43-14
10/7	Mississippi	L	10-17
10/14	Georgia (#16)	W	24-22
10/21	So. Carolina*	L	13-31
10/28	Duke	W	45-28
11/4	Florida* (#7)	L	19-25
11/11	Kentucky	L	26-38
11/18	Tennessee* (#9)	L	10-39

2007 (5-7/2-6 6th)

Coach: Bobby Johnson


Captains: Jonathan Goff, Theo Horrocks,
Chris Williams

9/1	Richmond*	W	41-17
9/8	Alabama*	L	10-24
9/15	Mississippi*	W	31-17
9/29	Eastern Michigan*	W	30-7
10/6	Auburn	L	7-35
10/13	Georgia*	L	17-20
10/20	South Carolina (#6)	W	17-6



THE 2011 COMMODORES

James Franklin becomes the initial first-year head coach to guide the Commodores to a postseason appearance. Vanderbilt face Cincinnati at the AutoZone Liberty Bowl in Memphis.



THE 2012 COMMODORES

The 2012 Vanderbilt squad tie a school record with nine wins, and finish the season ranked No. 20 by coaches and No. 23 by the Associated Press.

Oct. 15, 1994

Jermaine Johnson and Ronnie Gordon rush for 177 and 126 yards, respectively, in 43-30 win at Georgia.



Duncan: SEC's Best
Linebacker Jamie Duncan wins SEC Defensive Player of the Year award in 1997.



Nov. 12, 2005

Freshman Earl Bennett ties 28-year-old SEC record with five touchdown receptions vs. Kentucky.

Sept. 21, 2002

Kwane Doster amasses 344 total yards as a true freshman at Ole Miss. The performance includes 101 rushing yard and a SEC-record 243 yards in kickoff returns.



Cutler in 2005

In his last four games, senior quarterback Jay Cutler averaged 352 passing yards and threw for 13 scores. His last pass as a Commodore (left) was a TD to Earl Bennett that gave Vanderbilt a 28-24 win over Tennessee. Cutler was voted the SEC's unanimous Offensive Player of the Year.

Nov. 15, 2008

D.J. Moore becomes 1st 'Dore of modern era to catch two TD passes and notch two INTs in same game, aiding team's 31-24 win at Kentucky.



YEARLY RESULTS

10/27	Miami (Ohio)*	W	24-13
11/3	Florida (#18)	L	22-49
11/10	Kentucky* (#25)	L	20-27
11/17	Tennessee (#19)	L	24-25
11/24	Wake Forest*	L	17-31

2008 (7-6/4-4 T-3rd)

Coach: Bobby Johnson

Captains: Reshard Langford, George Smith, Bradley Vierling

8/28	Miami (Ohio)	W	34-13
9/4	So. Carolina* (#24)	W	24-17
9/13	Rice*	W	38-21
9/20	Mississippi	W	23-17
10/4 (#19)	Auburn* (#13)	W	14-13
10/11 (#13)	Miss. State	L	14-17
10/18 (#22)	Georgia (#10)	L	14-24
10/25	Duke*	L	7-10
11/8	Florida* (#5)	L	14-42
11/15	Kentucky	W	31-24
11/22	Tennessee*	L	10-20
11/29	Wake Forest	L	10-23
12/31	Boston Coll. (#24) ^	W	16-14

^ Gaylord Hotels Music City Bowl

2009 (2-10/0-8 6th)

Coach: Bobby Johnson

Captains: Patrick Benoist, Ryan Hamilton, Bradley Vierling

9/5	Western Carolina*	W	45-0
9/12	LSU (#11)	L	9-23
9/19	Miss. State*	L	3-15
9/26	Rice	W	36-17
10/3	Mississippi* (#21)	L	7-22
10/10	Army (OT)	L	13-16
10/17	Georgia*	L	10-34
10/24	So. Carolina (#24)	L	10-14
10/31	Georgia Tech* (#12)	L	31-56
11/7	Florida (#1)	L	3-27
11/14	Kentucky*	L	13-24
11/21	Tennessee	L	16-31

2010 (2-10/1-7 6th)

Coach: Robbie Caldwell

Captains: Joey Bailey, T.J. Greenstone, Chris Marve, Adam Smotherman

9/4	Northwestern*	L	21-23
9/11	LSU* (#16)	L	3-27
9/18	Mississippi	W	28-14
10/2	Connecticut	L	21-40
10/9	Eastern Michigan*	W	52-6
10/16	Georgia	L	0-43
10/23	South Carolina*	L	7-21
10/30	Arkansas (#19)	L	14-49
11/6	Florida*	L	14-55
11/13	Kentucky	L	20-38
11/20	Tennessee*	L	10-24
11/27	Wake Forest*	L	13-34

2011 (6-7/2-6 T-4th)

Coach: James Franklin

Captains: Kyle Fischer, Casey Hayward, Chris Marve, Larry Smith, Carey Spear

9/3	Elon	W	45-24
9/10	Connecticut*	W	24-21
9/17	Mississippi*	W	30-7
9/24	South Carolina (#12)	L	3-21
10/8	Alabama (#2)	L	0-34
10/15	Georgia*	L	28-33
10/22	Army*	W	44-21
10/29	Arkansas* (#8)	L	28-31
11/5	Florida	L	21-26
11/12	Kentucky*	W	38-8
11/19	Tennessee (OT)	L	21-27
11/26	Wake Forest	W	41-7
12/31	Cincinnati ^	L	24-31

^ AutoZone Liberty Bowl

2012 (9-4/5-3 4th)

Coach: James Franklin

Captains: Archibald Barnes, Wesley Johnson, Walker May, Javon Marshall, Jordan Rodgers, Carey Spear, Zac Stacy, Johnell Thomas

9/3	South Carolina* (#9)	L	13-17
9/10	Northwestern	L	13-23
9/17	Presbyterian*	W	58-0
9/24	Georgia (#5)	L	3-48
10/8	Missouri	W	19-15
10/15	Florida* (#4)	L	17-31
10/22	Auburn*	W	17-13
10/29	UMass*	W	49-7
11/5	Kentucky	W	40-0
11/12	Mississippi	W	27-26
11/19	Tennessee*	W	41-18
11/26	Wake Forest	W	55-21
12/31	(#23) N.C. State ^	W	38-24

^ Franklin American Mortgage Music City Bowl


2013 (9-4/4-4 T-4th)

Coach: James Franklin

Captains: Austyn Carta-Samuels, Andrew East, Andre Hal, Wesley Johnson, Javon Marshall, Jordan Matthews, Walker May, Carey Spear

8/29	Mississippi*	L	35-39
9/7	Austin Peay*	W	38-3
9/14	South Carolina	L	25-35
9/21	UMASS	W	24-7
9/28	UAB*	W	52-24
10/5	Missouri*	L	28-51
10/19	Georgia* (#15)	W	31-27
10/26	Texas A&M (#16)	L	24-56
11/9	Florida	W	34-17
11/16	Kentucky*	W	22-6
11/23	Tennessee	W	14-10
11/30	Wake Forest*	W	23-21
1/4/04	Houston ^	W	41-24

^ BBVA Compass Bowl



THE 2013 COMMODORES

For the first time in team history, Vanderbilt produces back-to-back bowl victories and nine-win seasons. The Commodores defeat Houston in the BBVA Compass Bowl, finishing the season ranked No. 23 by coaches and No. 24 by Associated Press.



Dec. 31, 2008

Three field goals by Bryant Hahnfeldt seal Vanderbilt's 16-14 win in 2008 Music City Bowl.

Nov. 26, 2011

Playing on the road, the Commodores record a 41-7 victory over Wake Forest to secure a berth in AutoZone Liberty Bowl.

Nov. 17, 2012

The Commodores tie a school record with their fifth SEC win, defeating Tennessee 41-18 in Nashville. It was the team's most decisive victory over Tennessee since 1954. It also marked Vanderbilt's sixth straight regular season win.



Dec. 31, 2012

Vanderbilt ties a school record with nine wins by topping beating N.C. State in the Music City Bowl.



Oct. 20, 2012

Zac Stacy breaks team career rushing mark during a 169-yard effort in win over Auburn.



Nov. 23, 2013

Jordan Matthews breaks SEC career record for catches in 14-10 victory at Tennessee.



Jan. 4, 2013

The Commodores finish 9-4 for second straight year with win in BBVA Compass Bowl.

ALL-TIME LETTERWINNERS

AARON-AZUBIKE

Aaron, Chris	2008-09
Abernathy, George	1970-72
Abernathy, James	1940
Abernathy, Richard	1927-29
Adair, Donald Shayne	1982, 85
Adam, Mike	1999-2002
Adams, Alfred T. (Alf)	1914-17, 1919
Adams, David Bearden	1985
Adams, Mackenzi	2006-09
Adams, Mark	1973-75
Adams, Morton B.	1909
Adams, Ralph	1927-28
Agee, Joe	1936-38
Agee, Sam	1935-36
Agee, Torey	2013
Ahrens, William Norman	1954-55
Aiello, Scot	2012
Aker, John	1943
Akin, Lewis Edmond	1958-59
Akos, Patrick Thomas	1989, 91-92
Alford, Bill	2003-04
Allen, Alex	1890
Allen, Brad	2005-07
Allen, Damian Gerard	1995-97
Allen, Carl Edward	1978
Allen, Howard	1891
Allen, James W., Jr.	1945-47
Allen, Josh	2005-08
Allen, Richard M. (Rip)	1890-92
Allen, Rives Calvin	1950-52
Allmon, Mario Lanier	1993
Alsop, Roger Wendell	1975-78
Alsop, Walter David	1972-74
Ames, W.G.	1895
Anderson, Blake	1972
Anderson, Bryant	2005-07
Anderson, Byron Scott	1982-84
Anderson, Charles	1936-37
Anderson, J.M. (Tubby)	1909-10
Anderson, Joe	1937, 1939-40
Anderson, John Neil V.	1947-48
Anderson, Matt	1994
Anderson, Richard Paul	1981-84
Anderson, Thanh	1983-86
Anderson, Walton, H.	1914
Andrus, Raymond	1937-39
Anglin, Leonard	1937-39
Anguiano, Santiago Jim	1995-97
Anthony, Wayne Lamar	1961-63
Archbold, Carl Thomas	1959
Arkan, Kenan	2001-04
Armistead, James C.	1926-28
Armstrong, Homer	1929-31
Arnold, James Edward	1979-82
Arnouts, James Robert	1987-90
Ashabanner, Rob	2008-09
Asher, Robert Dabney (Bob)	1967-69
Askew, Burgess	1931-32
Askew, John C.	1928-30
Askew, Pierce (Yank)	1931
Askew, Wesley L.	1941-42
Ashley, Collin	2009
Atkinson, Eddie	1941-42
Atkinson, Fitzgerald	1914
Atkinson, James Edwin (Eddie)	1946
Atkinson, Joe	1939-41
Atterberry, Derrick	1994
Auckerman, Doug	1989-91 (Tr.)
Aulds, Ryan	1997-2000
Austin, Lee	1943-44
Avery, James	1970-72
Azama, Anthony	1994, 1996-97
Azubike, Caleb	2012-13

BADGER-BYRUM

Badger, Brian	1981-83 (Tr.)
Baggerley, Bo	2009
Bagley, Sandy	1973
Bailey, Donald Wycoff	1953
Bailey, Jason Arnold	1989
Bailey, Joey	2007-10
Bailey, Kenneth K. (Red)	1925
Bailey, Lee	1987 (Mgr.)
Bailey, Lucien L. (Fats)	1917, 19-21
Baird, Calvin	1942
Baird, Renfro (Sonny)	1941-42
Baker, Andrew David	1984-87
Baker, Fredrick (Fred)	1995-97
Baker, Isaac B. (Ike)	1918, 20

Baldridge, Duke	1925, 27
Baldwin, Bennett Midgley	1962-64
Ballman, Thomas William	1973-76
Banks, James Gabriel	1992-94
Banks, Ladarius	2013
Banks, Larry Sangster	1962
Banks, Teremy	1996
Barbee, John F. H.	1898-1900
Barbieri, Robby	2011-12
Barden, Brandon	2008-11
Barnes, Archibald	2009-12
Barnes, Nolan T.	1924
Barnett, Jeff	1996-99
Barr, Richard A.	1891-92
Barrett, Rodney	1984, 1986-88
Barrett, Timothy Craig	1976-78
Barrett, Virgil Caldwell, Jr.	1961-62
Barron, Billy	1942
Barton, Bryan	1936
Baskerville, Charles R.	1890, 92-93
Bates, Joseph Norman	1957-59
Bates, William (Billy)	1943
Batten, Rahim Bagi	1995-97
Battles, Ainsley	1996-99
Bayless, Robert	1970
Bayhugh, James Harrison	1946-47
Beane, Von Rhea	1937
Beard, Brett	2000-02
Beard, Bruce	1911
Beard, Byron	1932-36
Beard, William E. Billy	1892
Bearden, Steven Ray	1980-83
Beasley, James	1930-32
Beasley, Thomas O. (Bunt)	1916, 18
Beck, Eugene	1932-34
Beckleheimer, Herman	1914
Belin, Henry Allen, III	1984-86
Bell, Alvin (Pep)	1920-23
Bell, Charles (Jelly)	1909-10
Bell, Robert H., Jr.	1938-39
Bell, Ryan Manning	1990-93
Bemis, H.E.	1890
Bennett, Earl	2005-07
Bennett, Richard S.	1979, 1981-82
Bennett, Steve	1973
Benoist, Patrick	2006-09
Benson, Steve	1972, 75 (Mgr.)
Bentley, Eric Jason	1989-91
Bernhardt, Thomas Edward	1969-71
Bernstein, Jake	2012-13
Berry, Allen	1930
Berry, Steve	1988-92 (Mgr.)
Berry, Julius	1907
Berry, Robert Leo	1946-49
Berry, William Irvin	1947, 1949-50
Berryhill, Grailey L.	1916, 1918-20
Berson, Clarence	1930-31
Berson, Robert	1931-33
Bevil, Steve	1963-64
Bess, George Terrence	1983
Bigelow, Steven Herbert	1968
Bigham, David M.	1969-71 (Mgr.)
Bigham, Wesley Dean	1977 (Mgr.)
Biles, Shelton	1942-43
Bilicic, David	1987-89 (Tr.)
Billinger, Greg	2006-09
Billings, Paul Barrett	1950-52
Bills, Sam Crutcher	1958
Binkley, Charles Cody	1959-61
Birdsong, John Michael	1975-77
Black, Benson H.	1895
Black, Terry Rawls	1960
Blackman, Ed	1924 (Mgr.)
Blair, Dwight	1970-71
Blair, Frank (Count)	1915-16
Blair, James William	1974
Blake, R.E. (Bob)	1903-07
Blake, Daniel B.	1902-06
Blake, Vaughn	1925-27
Blake, Vaughn Weldon	1903, 06-08
Bland, S.K.	1892 (Mgr.)
Blane, Robert H.	1919
Blocker, George Lane	1978
Blondell, James Mathew	1983
Boensch, Hord	1911, 13
Bohner, Richard Hugh	1962-63
Boldt, John Wesley	1949-50
Bolles, W.E.	1891
Bomar, Lynn	1921-24
Bomer, J.O. (Mike)	1912 (Mgr.)
Bonner, M.H.	1899
Boogher, Howard M.	1894-97

Booker, Chris	2002-03, 2005-06
Boone, Luther Erskine	1958-59, 61
Booth, Powers	1937
Booth, Vaughn	1925
Booth, William M.	1899, 00-01
Bossier, Derrick Juan	1990-91, 93
Bostick, Dick	1943-45
Bourque, Jason	2002-03
Bowen, Gary	1943
Boyd, Charles Ray	1965, 66-68
Boyd, Chris	2011-12
Boyd, Terry Joe	1977-78
Boyer, Dale Eugene	1948-49
Boykin, Brian Keith	1993-96
Boyte, R.	1895
Bradford, Antuan	1998-2001
Bradford, C.R. (Tex)	1921-22
Bradford, Jake	2006-08
Bradford, Mark	1905 (Mgr.)
Bradford, Mark Jr.	1927-28
Bradley, Douglas Harold	1986-89
Bradley, John Henderson	1995-97
Bradley, Larry Houston	1990
Brancheau, Curtis	2001-03
Brandon, Zeke	2000-03
Brannon, Terrial	2008-10
Bransford, John	1926-27
Breazeale, Steven Thomas	1991-92
Brent, Steven	2002-03
Bridges, Andrew	2011-13
Brigham, Grant	2002
Brigham, Nick	2004
Bright, Steven	2003-06
Brightwell, Irvin	1941-42
Bristow, Alex	1928
Broadbear, Michael Webster	1962
Brock, Jack	1943-44
Brogdon, Paul Gilliam	1972-75
Brogdon, Jimmie	1975
Bronner, Preston Leander	1981-82
Brooks, Phillip Wayne	1963-65
Brothier, Kevin Gordon	1988-91
Brothers, Donald	1960
Brothers, Jeffrey Lawrence	1990-93
Brown, Allen	1909-10
Brown, Amy	1989-90 (Tr.)
Brown, Bradley David	1992-93
Brown, Brady	2009
Brown, Calvin Smith	1891
Brown, Charles H.	1910-11, 1914-15
Brown, Claud Harold	1952, 56
Brown, Enoch (Nuck)	1910-13
Brown, Eric Wesley	1982-83
Brown, Innis	1903-05
Brown, J. Hamilton	1897-98, 1903-04
Brown, John Neil (Bull)	1926, 28-29
Brown, Lester Watson	1969-70, 72
Brown, Mack	1970
Brown, Malvern	1936
Brown, Mark Thomas	1979-80, 82
Brown, Morton Lindon, Jr.	1966-67
Brown, Mylon	2010-11
Brown, Preston Melville	1976-79
Brown, Ray	2004-06
Brown, Robert Lee	1891
Brown, Robert R.	1910
Brown, Sam	1933-35
Brown, Sperry	1927
Brown, Terry Scott	1987-89
Brown, Tom	1910-13
Brown, Van Thompson	1946-49
Brown, W.C. Foskett	1916 (Mgr.)
Brown, William Erik	1989-91
Browning, Manning	1922-23
Bruce, William	(1963-65 Mgr.)
Brunner, Patrick	2001-03
Bruno, John	1966
Bryan, Claiborne N. (Ick)	1901-03
Bryan, Kenneth M.	1923-25
Bryan, W.J. (Bill)	1922-23
Bryant, Brandon	2006-07
Bryant, Darien	2012-13
Bryant, Timothy Craig	1980-81
Bryngelson, Bill	1943
Bubis, Matt	2007-08
Buck, Howard Lee	1973-74
Buckley, Ray	1902 (Mgr.)
Buckner, Allen M.	1919-20
Buckner, Matthew G.	1893
Buggs, Marcus	2004-07
Buggs, Wamon Charles	1978-81
Bulkeley, Richard Chase	1959

Bullen, Stanley Wayne	1981, 83-84
Bullock, Ron	2003, 2005
Burch, Lucius E.	1892-95
Burch, Lucius E., Jr.	1931
Burge, Len	1937
Burger, Steve	1970-72
Burke, Orvill G.	1988-99
Burke, Vance	1936, 38-39
Burns, Jason	2003-05
Burns, John	1941
Burns, John Olen	1967-68, 1970
Burns, Red	1942
Burrow, Jabo	2010
Burson, Thomas Eads	1980, 84
Burton, Barry Ferguson	1973-75
Burton, James Boyd	1959
Burton, Larry	1932
Burton, Nelson Lynch	1949-50
Bushmaier, Binks	1940-41, 1946
Butcher, Wade Elvin, Jr.	1960-61
Butler, Adam	2013
Butler, Jim	1956-58
Butler, Karl	2010-13
Butler, Robert A.	1990 (Mgr.)
Byers, Daniel Lee	1952-54
Byndom, Raminte'	1996-99
Byrd, Eugene Leon, Jr.	1973-74
Byrn, Charlie	1942
Byrum, Eric	2001-04
Byrum, Jamie	1999-2002

CAGE-CUTLER

Cage, John Bright	1972-74 (Tr.)
Cagle, Richard	2009
Caine, Winston Paulding, Jr.	1958
Caldwell, Jason	2002-03, 2005
Caldwell, Joel	2006-09
Caldwell, William T.	1948
Calhoun, Bedford L.	1946-47 (Mgr.)
Calhoun, Donald John	1967
Calhoun, James Richard	1947-49
Callahan, Jeff	1989-90 (Mgr.)
Calvin, Reginald Lydell	1974-77
Campbell, Nate	2007-08, 2010
Campbell, Vincent A.	1907
Cannington, Larkin Lee	1976
Cannon, Donald Ray	1993
Cantrell, Hubert Randolph	1976
Cantrell, Wayne Edward	1946-48
Cantwell, Frank Pierce, Jr.	1965-66
Capobianco, Robert Stuart	1983-84
Cappelletti, Robert Anthony	1952-54
Cargile, Neil	1924-26
Carlen, Bill	1940
Carloss, Matt	1933-34
Carman, Charles	1913-14, 1916
Carman, George	1917
Carmichael, Dave	1971
Carney, John Wesley	1969-71
Carrier, Michael	1985-87 (Tr.), 1988 (Mgr.)
Carroll, Thomas	2008
Carson, Elliott	1997-2000
Carson, James (Kit)	1935-36
Carta-Samuels, Austyn	2012-13
Carter, Aaron	2001-04
Carter, Anthony Brian	1988-91
Carter, David Kelly	1977
Carter, David	2004-05
Carter, Jamail	1996-98
Cartwright, Jeffrey	1981-82, 1984
Cartwright, John	1925
Casella, Joseph Francis	1978
Cate, Billy	1943
Cates, Preston Ellis (Tony)	1992
Cathy, David Grant	1982
Cave, Duncan	1999-2001
Cecil, Ernest Bernard	1975-78
Cecil, Hugh	1925-27
Chalfant, Bertram (Trinny)	1928
Chalmers, Samuel Lenell	1990-93
Chandler, John W.	1976-77, 1979
Chapman, John B.	1927
Charley, Damien Rashid	1995-98
Chastain, Tyler	1987-89 (Mgr.)
Chavous, Corey Lamonte	1994-97
Cheadle, John Roatan	1950-52
Chenault, Frank	1938
Cherry, L.W. (Wink)	1936
Cheshire, J. Ross	1909 (Mgr.)
Chesley, Curtis Lee	1968-70
Chesley, Gary William	1969, 1971-72
Chesley, Jay Emory	1972, 1974-75
Chester, Martin S. (Yunk)	1912-15

Chester, Sam	1915
Chilton, Bobby	1943
Chorn, Walker K	1906
Chura, Robert Noell	1989-90, 1992
Claffey, Harold (Hal)	1933-35
Claiborne, Daniel W.	1903
Clancy, William Francis	1952
Clark, Allen B., Jr.	1910
Clark, Cory	1972
Clark, John Hayes	1987-89
Clark, John Henry	1942, 1946-48
Clark, Thomas Barron	1963
Clarke, Gary Bruce	1978
Clarke, Steven	2010-13
Clary, Ronald Perry	1950
Clay, Matt	2001-04
Clem, Kerry Mernard	1988, 90
Clemens, John Matthew	1979-82
Clere, Raymond	1936
Cleveland, Hal	1914 (Mgr.)
Cleveland, Jon Raymond	1962-63
Clinard, Zack Norman	1947-48
Clinton, Richard Dean	1976
Close, Vernon	1931-33
Clunan, Charles William	1949
Cobb, David George	1953 (Mgr.)
Cobb, Rodney Allen	1958, 60
Cody, Josh	1914-16, 1919
Coffey, John W.	1891
Cohen, H. Russell	1913-16
Cola, Bara	2002
Cole, John	2009-11
Cole, Kenneth Bridges, Jr.	1978, 80
Coleman, Stephen Albert	1968-69
Coleman, Andrew Lee	1978-81
Coleman, Leonard David	1980-83
Coles, Zach A.	1924-26
Collier, Harris	1938
Collins, Brooks	1997-99
Collins, Christopher Allen	1964-65, 67
Collins, Gerald Michael	1990-94
Collins, Wilson	1911-12
Combs, James Lee	1968-69
Condrey, Clay Terrell	1995-98
Cooke, Colby	2013
Connell, Allen	1909
Connell, W.	1892-97
Conyers, Percy	1920-22
Conyers, Wally	1998-2001
Cook, Joe	1970-72
Cook, Sylbert M.	1950-52
Cooke, John	1943
Cooper, Kenneth R.	1942, 1946-48
Copp, Carl Andrew, Jr.	1946-49
Copeans, David L.	1995-98
Corbin, William Fizer	1959-61
Corcoran, Ollie	1941, 1946-47
Corlette, Marvin	1898
Corlette, Marvin, Jr.	1927
Cornelius, William R.	1900
Costen, Sam	1904, 1906-07
Couch, Robert Charles	1993-95
Council, Francis E.	1923
Coverdale, Jonas	1923
Covington, Cecil B.	1908-10
Covington, Joel B.	1908, 1911-12
Covington, Leslie	1907, 09
Covington, William T., Jr.	1915
Cox, Allen	1908 (Mgr.)
Cox, E.A.	1897-98
Cox, James Martin	1975-78
Cragwall, A.O.	1898-99
Craig, John L. (Honus)	1904-07
Craig, Wesley W.	1890-94
Crawford, Guy	1905-06, 1908
Crawford, James A.	1941-42, 1946
Crawford, James Everett	1984-87
Crawford, John K.	1934-35
Crawford, William H.	1960-61-62
Craycraft, Robert	1988-91
Creagh, Charles E., Jr.	1959-61
Crighton, Dudley	1931
Creson, Larry (Kitty)	1925-27
Creson, Robert Paul	1920
Crichlow, Collier	1944
Cridde, Edward S.	1918
Crimm, Lloyd	1931
Crocker, Julian Doss Jr.	19

ALL-TIME LETTERWINNERS

Cuffee, Ryan 1999-02
Culley, David 1973, 75-77
Culpepper, Brandon R. 1992-93
Culpepper, Clifford L. 1972, 74-75
Cummings, Bob 1942
Cummings, Joe 1937 (Mgr.)
Cundiff, Dan Bradley 1966-67
Cunningham, Alex 1906
Cunningham, James F. 1953-55
Cunningham, James W. 1968-70
Cunningham, Jordan 2013
Cunningham, William E. 1987-88
Curley, Pete 1933-35
Curlin, Zach 1911-13
Currutte, Stephen Bryant 1973-75
Curry, Irby Rice (Rabbit) 1913-16
Curtin, Francis William, Jr. 1965-67
Curtis, Allen B. 1898
Curtis, Arnold E. 1947-49
Curtis, Ernest Jackson 1947-50
Custer, Ryan 2006-09
Cutler, Jay 2002-05

DABNEY-DYE

Dabney, John 1902
Dahlberg, Eric Steven 1990-93
Daniels, Bill 1927
Daniels, Bert 1936
Daniels, Dexter 2009-11
Daniels, Jason 2001-2003
Darnell, Alex 1948, 1950-51
Darnell, Jesse Cloyce 1965-66
Darnell, Leonard 1910
Dauphin, Elizabeth 1981-83 (Tr.)
Davies, Herman 1912, 1917-18
Davidson, Simpson D. 1947-50
Davie, Edgar Byron 1956
Davies, Bradford Jay 1979
Davin, Charles C. 1915
Davis, Abe 1928
Davis, Cato 1897
Davis, Charlton 1939-40
Davis, Daniel Muncaster 1958
Davis, Erik 2002-05
Davis, Gary Michael 1966-67
Davis, H.A. 1892
Davis, H.W. (Huldy) 1899, 1900-02
Davis, Herbert W. 1929, 31
Davis, J.T. 1925
Davis, Jefferson, Jr. 1956
Davis, Kate 1993 (Tr.)
Davis, Robert Earl 1990-93
Davis, Simeon Benton, III 1963
Davis, Thomas Larkin 1968
Davis, Thomas W. 1894-96, 1898
Davis, Thomas W., Jr. 1933
Dawson, Michael H. 1965-66
Day, Frank L. 1892
Dean, Richard Darrell 1977-79
Dean, Richard Nils 1974
Deese, Clifford Wayne 1992-95
DeGeorge, Chris 2009
DeGraffenreid, Allen 1994-96
DeGraffenreid, Byran 1992-93, 95
DeGroot, Clarence III 1983, 86-87
Deiderich, George R. 1956-58
DeMain, James Henry 1951, 53
Demmas, Art 1952-53, 55-56
Demmas, Constantine G. 1953
Denny, K. Scott 1979-80 (Tr.)
Denson, Bobby Darrell 1982-84
Devane, John Thomas 1968
DeWitt, John Donovan 1990-93
Dickerson, George W. 1977
Dickerson, Gordon 1925
Dickinson, Joe 1936
Dickinson, Overton 1931
Dickson, Leo 1932-34
Diehl, Willie 1970-71
Dietrich, Mark William 1972-74
Diffie, Jimmy 1944
DiNardi, John Carmen 1986
Dinwiddie, Robert 2001-04
Ditto, Adam 1998
Divens, Lamar 2004-05
Dixon, Barron 2011-13
Dixon, Paul Randall 1933-35
Dixon, Sean 2003-06
Doak, E.L. 1895
Dodd, John Speer 1951, 1953
Dodge, Harlow F. 1990

Donahoo, Duane 1970
Donaldson, Sammy L. 1956
Donnell, Ben Clay 1957-58
Donnelly, Christopher I. 1989-90
Dooling, John David 1990-92
Dortch, Fred W. 1891, 93-95
Doss, Aubrey K. 1896
Dossett, Adam 2003
Doster, Kwane 2002-04
Doty, Burnett J. 1920
Dougherty, Lew W. 1911
Douglas, Cedric Dwayne 1993
Downing, Kevin 1985-86, 1988-89
Downs, Bobby 1971
Dozier, Steven 1976-78 (Mgr.)
Drake, Bill 1931
Drake, John Allen, Jr. 1969-71
Dralle, James Donald 1983-84
Dubois, Charles 1933-34
Dudley, Edward Gordon 1957-58
Dudley, Guilford, Jr. 1927-28
Duffey, Mack 1970
Dugan, Terence Patrick 1980-82
Duke, Alvin 1996-98
Duncan, Jamie Robert 1995-97
Duncan, Roy Lester 1950, 52
Duncan, William E, Jr. 1952
Dungan, William Jeff 1977
Dunham, Akeem 2009-11
Dunkerley, Herbert 1938-39
Dunn, Robert E., Jr. 1927-28
Dunnivant, Jason Q. 1995-97
Dunning, Dustin 2002-05
Dunster, Michael E. 1978-79
Durand, Harry 1930-31
Duval, Robert E., III 1969-71
Dworknick, John E. 1982-84, 1986
Dye, John S. 1895-96, 1898
Dye, Terrell Eugen 1960-62

EAMES-EWERS

Eames, Josh 2004-07
Earl, Carl 1933-34
Early, James 1917, 1919-20
East, Andrew 2011-13
Edgerton, John E. 1898-99, 1900-02
Edmondson, Brandon L. 1978, 80
Edwards, Austin 1929
Edwards, Charles Leon 1977-80
Edwards, Keith Y. 1980, 1982-84
Elam, Frank (Pos) 1921
Elder, Rick 1971
Ellington, Edward Perry 1946-48
Elliott, Arnold James, Jr. 1985-88
Elliott, Floyd Strother, Jr. 1976 (Mgr.)
Elliott, W. Y., Jr. 1893-95
Ellis, John 1938-40
Elrod, Parker 1938
El Sheshai, Nabil 1987-90
English, Timothy J. 1975-78
Erikson, Thor Erik 1986, 1988-90
Ernst, Steven Earl 1967-68
Ertugrul, Tolga 2003
Ervin, Andy Lee 1978-79
Ervin, Norwood Martin 1977-78
Estes, Pat M. 1890
Evans, David Mulbern 1961
Eveland, William Greg 1975-78
Evins, Joe 1932
Ewers, William (Bill) 1944-45

FAGAN-FUQUA

Fagan, Jared 2005-08
Fails, Terence Neil 1950, 54
Faircloth, Bryan 1926
Fant, Lester G. 1897-98
Farrell, Louis (Tab) 1896-97
Farris, Robert Gordon 1951
Faulkinberry, Russell Miller 1947-50
Ferguson, Dante L. 1985, 87-88
Fernandez, Medina 1955 (Mgr.)
Finklin, DeReal 1993, 95-96
Finnern, Mike 1970
Fischesser, John R. 1985, 87-88
Fischer, Kyle 2008-11
Fisher, Frederick M.I. 1972-75
Fitz, Armando Elezar 1983-86
Fitz, Thomas 1985-86, 1988
Fitzgerald, William S. 1893-96
Fitzpatrick, William G. 1988
Flanigan, Mickey 1939-40

Fleming, O.J. 1995-97
Fleming, Mills Edwin 1986-88
Fleming, Patee 1936-37
Fletcher, F.M. 1892
Fletcher, William Martin 1981-84
Flowers, Davis 2009
Floyd, John Franklin 1975
Floyd, John (Red) 1915-16, 19-20
Fly, Christopher 1987-90 (Tr.)
Flynn, Barry Burgin 1978-81
Folino, Chuck 2001
Folmar, Jimmy 1941
Ford, Anthony 1998
Ford, Barry Kevin 1990
Ford, Reggie 2011
Ford, Turney 1936-38
Forrest, Marcus Dion 1995-96
Forte, Nick 2008
Fortune, Selman 1930-32
Foster, Eddie 2009-12
Foster, Julian 1930-32
Foster, Ray 1923
Foster, Richard Henry 1950-52
Fottrell, Harold 1928
Foust, Buryl 1929, 31
Fouts, John Matthew 1985-88
Fowler, Ryan 2009-12
Francis, Clyde M. III 1976-79 (Tr.)
Francis, Rico 1990-93
Francis, Raymond 1937-38
Frank, Laurence Milton 1952-55
Franklin, Larry 2012-13
Franklin, Marvin Jr. 1936-38
Franklin, Tom 1928
Freeland, Ewing (Big 'un) 1908-11
Freeman, Richard 2003, 2005
Friel, Gaylord N. (Billy) 1915
Frieman, Eric 2010
Frierson, Green 1944
Fritts, Steven Bradford 1968-70
Fritz, Gregory William 1972, 74
Fritz, Emile 1941
Fromang, Blake 2013
Fuge, Linc 1971-73
Fugger, Tim 2008-11
Fugler, Clarence 1905
Fulger, Pearly M. 1900
Fullam, Jay 2010
Fuller, Rufus Ardell 1981-84
Funk, Charles Barrett 1959-60
Funk, David Franklin 1978
Funk, Jared 2009-10
Fuqua, John Herman 1968
Fuqua, Lindsay W. 1962-64
Fuqua, William G. 1945-46, 1948

GAFFNEY-GWYNNEE

Gaffney, William 1961-62 (Mgr.)
Gallalee, William (Bill) 1944
Gallant, Tom 1998-99
Gaines, Bradford L. 1986, 88-89
Gaines, Charles L. 1894
Gaines, Christopher R. 1984-87
Gaines, Ian 2000-01, 2003
Gaines, Robert F. 1961-62 (Mgr.)
Galbierz, Thomas R. 1972-75
Gallardo, Don 1996-97
Gamble, John 1964-66
Gandolfo, Michael Peter 1989-91
Garcia, Martin Anthony 1972-74
Garcia, Michael 2007-08
Gardella, Andrew 2001
Garden, Thomas P., Jr. 1959-61
Gardenhire, F.M. 1891
Gardner, Drew 2006-07
Garman, Dennis Paul 1983-84
Garnham, Chase 2010-13
Garrett, Matthew 1996
Garrett, M.J. 1999-2002
Garrison, Frank M. 1975
Gatewood, Curtis 2004-07
Gaudet, Thomas Andrew 1962
Gaulden, Charles 1938-39
Geisinger, Justin 2001-04
Gentry, Joe Ulysses, Jr. 1985-88
Geny, Charles F. (Willie) 1933-34
George, Richard 1980 (Tr.)
Gerst, Gerald Garrett 1964
Getter, Nick 2000-03
Gibbs, Julie 1988 (Tr.)
Giboney, Justin 1999-2002

Gibson, Everett 1923, 25
Gibson, Geoffroy Jay 1969-70
Gibson, Roy M. 1926, 1928-29
Gillespie, James Ray, Jr. 1986-87
Gillespie, Paul T. 1966-68
Giller, David 2008-10
Gilliland, Frank 1911 (Mgr.)
Gilmore, Gerald E. 1979
Giltner, Michael E. 1966-68
Giltner, Robin Lynn 1976-78
Glasgow, McPheeters 1935-36
Gleisner, Donald Allen 1950, 52
Glewwe, Grant S. 1989-90
Goad, Paul Ellis 1952
Goar, Frank 1916-20
Godchaux, Frank A. 1899, 1900
Godchaux, Frank A., Jr. 1920-21
Goff, Jonathan 2004-07
Goldberg, James 1993 (Tr.)
Golden, Hawkins 1972-73
Golden, Winfred Lewis 1950-51
Goodall, Robert Harden 1952-54
Goodgame, John 1943
Goodridge, Robert W. 1966-67
Goodson, Joe A. 1893, 97-98
Goolsby, Ernest E. 1981-82
Gordon, Ronnie A. 1993-95
Gorrell, Frank C. 1945-47
Gossage, Matthew E. 1973-75
Gothard, Dennis M. 1975-78
Gouger, Barrett 2013
Gracey, Clarence (Pete) 1930-32
Grady, Josh 2012-13
Gragg, Derrick Lamont 1988-91
Graham, Jamie 2008-10
Graham, Joe Harold 1962-64
Graham, Thomas B. 1902-04
Grasty, Felix K. 1923 (Mgr.)
Graves, Joe 1943-45
Graves, Junius G. 1948, 50
Gray, Thomas 1985-87
Gray, Tommy 1945
Green, Charles C. 1904 (Mgr.)
Green, James T. 1985-87
Green, Justin 2007-09
Green, Patrick 1997-98, 00-01
Greene, Mike 1966-67
Greenstone, T.J. 2008-11
Greer, George J. 1916
Gregory, Josh 2012-13
Griffin, Malvern U. 1908-09
Griffin, Darryl 1993
Grimmett, Hill, Jr. 1936
Gromos, John Paul 1985, 87-89
Grover, Billy Dwain 1956-58
Groves, Adolph Milton, Jr. 1974-76
Gruber, Brian 1997-2000
Gruber, Wayne Edward 1952
Gude, Bob 1939-41
Guepe, Arthur Albert 1961-63
Guerin, Sean Michael 1988-89
Guffee, Harry J. 1932-34
Guffee, Paul Owen 1962-64
Gullett, James B. 1929
Gurley, Rodney Steven 1978-81
Gutierrez, Christopher F. 1982
Gwynne, Walter E. 1901

HAGER-HUTTON

Hager, R.B. (Dick) 1908
Hager, Samuel E. 1892
Hagewood, Jack Douglas 1958-59
Haggard, Wallace C. 1919-20
Hahnfeldt, Bryant 2005-08
Hail, Conway 1939 (Mgr.)
Hale, Darren 1995
Hale, David Lebron 1974-76
Hale, R.E. 1892
Hale, Ronald Corey 1976, 78-79
Haley, Parnell 1936
Halford, Jack 1948
Hal, Andre 2010-13
Hall, Carlton L. 1994-97
Hall, Gabe 2004-07
Hall, Glenn A. (Spick) 1906-07
Hall, John Richard 1951-54
Hall, Millard Wayne 1960-61
Hall, Robert Hall 1935-36
Hall, Scott Richard 1965-67
Haliburton, Ben 1917
Hallman, David Alton 1959

Hambrick, Thomas C. 1931
Hamilton, Bob 1942-43
Hamilton, C.M. 1915-16
Hamilton, Ed Jr. 1902-05
Hamilton, Fred S. 1941-42, 1946
Hamilton, Fred S., Jr. 1969-71
Hamilton, James 1943, 45
Hamilton, Ryan 2006-09
Hammer, Bruce W. 1960-61
Hammerschmidt, J. 1964-66
Hammerschmidt, M. 1969-70
Hammond, Harry K. 1978-81
Hampton, Jerry Randall 1976-77
Hampton, Wade 1933-34
Hancock, Joseph Scott 1980-81
Hanna, Ross 1937-39
Hanner, J.P. 1892-93
Harber, David Mark 1974-75
Hardage, Lewis 1911-12
Harden, James 1939
Harden, W. Holmes 1890-92
Hardy, Edward D. 1916
Hardy, J.C. 1899
Hardy, Lamar 1899
Hardy, Arnold R. 1945, 1948-49
Harkins, Thomas V. 1954-55
Harlow, Gene 1939-40
Harmon, Eric Matthew 1984, 86
Harper, Harding 2013
Harris, Charles Edward 1978-79
Harris, Corey Lamont 1988-91
Harris, Robert Anthony 1981
Harrison, Claude 1942
Harrison, Dennis 1974-77
Harrison, Durwood 1971-73 (Mgr.)
Harrison, Herdley 2002-05
Hart, Gary Curtis 1962-64
Hart, W.B. 1909
Hart, William 1977
Harvey, Alphonso Will 1995-98
Harwell, W.S. 1900
Hasanoglu, Nezhir 1998-2001
Hassett, Charles R. 1896-97
Hasslock, Lewis W. 1907-08
Hatcher, Ronald 2000-01, 03
Hauck, Walter Christie 1967-69
Haun, David 1970-71
Haury, Karl E., Jr. 1969-71
Hause, Francis 1937-38
Hawkins, Charles 1926-28
Hawkins, Charles W. 1951-53
Hawkins, Jared 2006-09
Haye, Jovan 2002-04
Hayes, Brett Lawrence 1988-90
Hayes, Larry Gene 1954-55
Hayes, Larry Wayne 1969-71
Hayes, Frank M. 1914-16
Haygood, Jimmy (Shag) 1904-05
Hays, Sammy 1939
Hays, William 1935-37
Hayward, Casey 2008-11
Head, Paris 2013
Healey, Michael B. 1989-91
Healy, William (Chip) 1966-68
Hebberger, Arthur F. 1950
Heflin, Terence Van 1977-81
Heistand, Ed 1938-40
Heller, Frank R. (Hank) 1920
Henderson, Thomas 1930-32
Henderson, Woodrow 1937-38
Hendrick, Harvey 1917, 19-20
Hendrix, W.R. (Bill) 1924-26
Henley, Guy 1944
Henley, William Roger 1952
Henry, Douglas 1910, 13
Hensley, Eric 2006, 2008-09
Herbert, John 1927-28
Herbert, Robert, Jr. 1928
Herline, Alan Joseph 1984-86
Herndon, Don Wayne 1961
Herndon, Tray 2009-10
Herring, Darreon 2012-13
Herrmann, Mark Alan 1982-85
Hewitt, Buddy 1945
Hickwood, Humphrey 1953-55
Hicks, Henry Joe 1947-49
Higgins, Gene 1939-40
Hildebrand, James B. 1892-95
Hill, Horace G., Jr. 1918-20
Hill, Jason Devon 1995-97
Hill, Jordan 1999-2001

ALL-TIME LETTERWINNERS

Hill, Merlin Michael	1977
Hill, Page	1936 (Mgr.)
Hillenmeyer, Hunter	1999-2002
Hilley, Rayford Carrol	1957-59
Hines, Robert G.	1950-52
Hinkle, Carl Columbus, Jr.	1935-37
Hinkle, Carl C. (Chris) III	1967
Hinton, Ralph	1937-39
Hirsch, Edward M.	1974, 76
Hoats, Joseph Miranda	1968
Hobbs, Maurice (Preacher)	1930
Hobbs, S.F. (Fatty)	1905
Hogans, Tavarus	1996-99
Holby, William Arthur	1973-75
Holden, Will	2013
Holder, Fred	1940-42
Holdgraf, Maurice (Tiny)	1938-40
Holland, Al	1937
Holliday, Hamilton	2004-07
Hollins, Lunsford	1936-38
Holloway, Trey	2002-04
Holmes, Andrew	1926 (Mgr.)
Holmes, Billy H.	1952-53, 1955
Holmes, Ducky	1917, 1919-21
Holt, Carleton	1948-50
Holt, Charles E.	1941-42, 1946
Holt, Daryl Ray	1984-87
Holt, Jeffrey Allan	1982-85
Holmes, Brandon	2005-06
Hood, Eddie Lamar	1977-79
Hood, Elliot	2004-06
Hoover, Charles Ellis	1952-55
Hoover, Charles Marcus	1942, 1946
Hoover, John	1970-71
Horrocks, Theo	2004-07
Horton, Charley	1952-55
Horton, Galen	1990-91, 1993 (Tr.)
Hoskins, Leon	1931 (Mgr.)
House, Markessus	2000-02
Housman, Hardy	1937-39
Houston, Frank K.	1900-02
Houston, George	1931 (Mgr.)
Howard, Matthew T.	1961
Howe, John B.A.	1895-96
Howell, Clark	1892, 95
Howell, Joseph T.	1901-03
Hubert, George Wallace	1988-89
Hudgins, Loie Malcolm	1978-81
Hudgins, Ward	1930-31
Hudson, Gary Richard	1960-62
Hudson, Gerald Jack	1954-56
Hudson, Taylor	2013
Huffman, Chester C.	1911-14
Huggins, James	1935-38
Huggins, Roy	1939-40
Hughes, Casey	2012-13
Hughes, Charles	1929-31
Hughes, Floyd Ray	1977
Hughes, Robert Littleton	1958
Hughes, Thack	1931
Hughes, Thomas W.	1923
Hughes, Travis Hubert	1957-59
Hughes, William W.	1883-96, 99-01
Hughes, William W. Jr.	1927
Humble, John R.	1963-65
Hume, Fred	1901
Humphrey, Howard	1938-39
Humphreys, W. Douglas	1974-77
Hunt, Donald Astin	1953-55
Hunter, Funtaine	2003-06
Hunter, Pat	1973
Hurley, James	1970
Hurst, Dunlap	1959
Hurt, Sidney	1896
Hurter, Drew	1988-91 (Tr.)
Husband, Phillip D.	1968
Hutto, James Albert	1947-49
Hutton, W.G.	1897

IACENDA-IZZAGUIRRE

Iacenda, Andrew Scott	1987
Ilgenfritz, Mark	1971-73
Ilgenfritz, Scott Carter	1976-78
Illes, Robert John	1983-84
Ingram, John Thomas	1967-69
Iranmanesh, Abtin	2002-04
Irbay, Jack	1938-39
Ivey, Robert Barnes	1966-67
Izlar, Paul Roberts P.	1975
Izzaguirre, Carlos	1943

JABALEY-JUSTICE

Jabaley, Michael Ellis	1954
Jackson, Anthony	1989, 91-93
Jackson, Bobby	1994, 1996
Jackson, Felix	1938
Jackson, Granberry	1894, 95 (Mgr.)
Jackson, Jerrol	1999-2001
Jackson, John	1936-37
Jackson, N. Baker	1910 (Mgr.)
Jackson, Robert F.	1915, 17
Jackson, Todd	1982
Jackson-Garrison, Cassen	2004-07
Jacobs, Michael W.	1973-75
Jacobs, Wayne	1971-72
Jacobs, William, III (Will)	1994-96
Jacoway, Boyd Gaines	1948-49
Jakes, Janeane	1990 (Tr.)
Jalufka, Earl Davis	1953-55
James, William	1970
James, Jesse Ray	1925-27
Jarrett, John	1914-15
Jeffcoat, Mark Dwayne	1993-96
Jelesky, Josh	2009-12
Jelks, Andrew	2013
Jenkins, Jack	1940-42
Jenkins, William O.	1900
Jennings, Jeff	2004-05, 2007-08
Jewell, Larry Robert	1990
Jewell, Bobby	2010
Johnson, Babe	1900
Johnson, Barney Paul	1976
Johnson, Chris	2006-09
Johnson, David Eugene	1973-76
Johnson, Eugene	1931
Johnson, Greg	2002
Johnson, James Bishop	1959-61
Johnson, Jermaine	1993-95
Johnson, Mark O.	1986-88, 1990
Johnson, Michael E.	1985-88
Johnson, Patrick	2003-06
Johnson, Ralph Lamar	1977
Johnson, Timothy Lewis	1983-86
Johnson, Walter Dillon	1959
Johnson, Warren M. Jr.	1976-77
Johnson, Wesley	2010-13
Johnston, Donald M.	1968-70
Johnston, Fred	1929-31
Johnston, Joseph K.	1983-84, 1986
Johnston, Mason	2010
Jones, Anthony	1998, 00-01
Jones, Billy Mac	1948-49
Jones, Daniel Morgan	1958
Jones, DeAndre	2009-11
Jones, Douglas D.	1985-87 (Mgr.)
Jones, Elliott H.	1890-92
Jones, Eric Lenard	1986-88
Jones, Erwin Arthur, Jr.	1952-53
Jones, Grinnell	1901, 03
Jones, Herbert	1910
Jones, Madison	1944
Jones, Michael A.	1994-95
Jones, Ogle (Cowboy)	1926
Jones, Robert Knapp, Jr.	1975-76
Jones, Rushen	1999-2002
Jordan, Antony T.	1994-97
Jordan, Hubert Franklin	1989-90
Jordan, Karl	1980-81, 1983-84
Jordan, Nance (River)	1931-33
Jordan, Norman Wayne	1979-82
Jordan, Walter Arnell	1975-78
Joseph, Anthony A	1972, 74
Josey, Bryan Franklin	1993-94
Joyce, Kevin	2003-06
Juday, William Robert	1962-64
Jumper, James C., Jr.	1976
Justice, David Matthew	1989

KADRI-KYLE

Kadri, Theron	2007-10
Kaelin, Richard Bruce	1966
Kaley, Jack	1943, 45
Kalnas, Patrick John	1984-85
Kammerer, Bill	1939
Kappes, Kathy	1983 (Tr.)
Katzentine, Frank	1920
Keathley, Royalyn	1952-53
Keenan, Gene	1987-88 (Tr.)
Keene, Arthur	1936-38
Keene, Buford C. (Pete)	1933
Keene, Jesse	1924-26
Keese, Virden Lamar	1949, 51
Keith, Roderick	1988-91

Keller, William J.	1893-94
Kelly, Chester III	1976
Kelly, Everett E. (Tuck)	1922-24
Kelly, Fred	1926-28
Kelly, Harry	1942
Kelly, J.C.	1938
Kelly, William B.	1965-67 (Mgr.)
Kelly, Joseph W.	1983-84
Kemp, William Harold, Jr.	1975-78
Kemple, Bernard James	1965-67
Kennedy, Edward F.	1895
Kennedy, Lyndal Ray	1968
Kenny, Thomas Francis	1961-63
Kent, Richard	2010-12
Kentera, Kris	2012-13
Keown, Kyle	2004-06
Kerr, Andrew	1998-99
Kerr, Robert William	1964-65
Killebrew, Joe	1922 (Mgr.)
Killebrew, William	1928 (Mgr.)
Kilpatrick, Lyle Reed	1977-78
Kilzer, Walter	1942
Kimball, Gary R.	1980
Kimbrow, Brian	2012-13
King, Byron Cleve	1992-93
King, Clarence (Clancy)	1931-32
King, Derek	2012-13
King, John J.	1906-07
King, Philip Edgar	1955-57
Kirk, Michael	1970-72
King, Ryan	2002-05
Kirchoffer, Merritt	2004-07
Kirkles, Leonard	1923
Kirkland, Joseph T., Jr.	1949-50
Kirwan, Pat	1929-31
Kiser, Samuel Hugh III	1969-71
Kiss, Stephen Michael	1964-66
Kittredge, James	2010
Kittrell, Thomas G.	1891-95
Klaass, Reinhard M.	1966-67
Knapp, Bradford	1890-91
Koepke, Bryon Lee	1992-93
Koger, Ben	2003-06
Koger, Domonick	1996-98
Komisar, Sol	1938-39
Kosanovich, Stephen	1986-88
Koshakji, Pierre R.	1984
Kovalcheck, Richard	2006-07
Kovolisky, Brian	2001-03
Kraemer, Michael J.	1985
Krause, Jonathan	2010-13
Krietemeyer, William E.	1952-53
Kubow, Mark W.	1986, 1988-89
Kugler, Doyle Edward	1950
Kuhn, Oliver W. (Doc)	1920-23
Kyle, Charles	1925
Kyle, Frank (Stitch)	1901-05

LACY-LYON

Lacy, Chancellor	1933-34
Ladler, Kenny	2010-13
Lainhart, Stephen P.	1972, 1974
Lakos, T.M. (Mickey)	1950-52
Lamberson, Lambert	1952, 54-55
Lancaster, Bo	1999
Lancaster, James	1924-26
Langford, Reshard	2005-08
Langhorst, Henry F.	1896-98
Lassing, Fitz	2010-13
Latham, Robert	1970-72
Latham, Swayne	1919-20
Latimer, Robert W.	1974-75
Lassiter, R.L. (Big 'un)	1917
Lauer, Reilly	2007-09
Laughrey, John	2007, 2009
Law, Steven Michael	1986-89
Lawrence, David R.	1989-92
Lawrence, Robert L. III	1942, 46-48
Lawrence, Robert L.	1921-24
Laws, Robert Chesley	1955-57
Lawson, Ronnie	1972
Lea, Clark	2002-04
Lea, Percy	1930 (Mgr.)
Leak, William	1928
Leavell, Alvin Ray	1993
Ledyard, Q.R. (Bob)	1924-26
Lee, Bill David	1972-74
Lee, Charles	1931
Lee, Daniel	2005
Leffers, David	1970-72
Lehard, Jack	1942
Leinweber, David	2008
Lemay, Richard Ervin	1964-65

Leonard, Amos (Mouse)	1929-31
Lercius, Harold	1998-2001
Lesesne, Henry Roby	1960-62
Levine, Alfred T.	1935 (Mgr.)
Lewis, Eric Fitzgerald	1991-94
Lewis, Hiram	1998
Lewis, Marcus	1996
Lewis, Myron	2006-09
Lewis, Quavian	2006
Leyendecker, Charles	1930-32
Lilly, Mitchell Keith	1975-77
Lindsay, Dick J.R.	1931
Lindsay, Paul	1922-24
Linsley, Edwin W.	1899
Linsley, Robert	1933 (Mgr.)
Linville, James H.n	1966-57
Lipe, J.T.	1927-28
Lippman, Daniel D.	1967, 69
Lipscomb, David	1926-27
Lipscomb, Tom	1914-16, 19
Little, Joe	1937
Llewellyn, Mark B.	1972-74
Lockett, Robert L.	1930
Lockett, Robert W.	1930
Lockhard, James E.	1906
Lockman, Paul	1918-19
Lofley, Taylor	2010-11
Logan, Terrance Michael	1976
Logan, Zach	2005
Logie, David Scott	1982-85
Lohr, Rob	2009-12
Lokey, Warren	1928-29
Long, William Royston	1967-68
Longfellow, Eric Shea	1985-86
Longley, David Bennett	1962
Looney, James Francis	1953-54
Lo Pao, Joe	1936
Losey, Chuck	1998-2002
Love, Royce Earl, Jr.	1992-93, 95
Love, William S.	1902
Lovelace, Carl	1899
Lovelace, James R.	1952
Lovell, Reece	2010
Lowe, R.E.	1912-14
Lowery, William	2000
Loyte, Jonathan	2003-04
Lucas, James	1933-35
Luck, Malcolm	1912
Lucky, Joseph Frank	1957 (Mgr.)
Lucker, Blake	2003
Lusk, Curtis Eugene	1976, 78-79
Lusky, Lehman	1926-28
Lyle, Leslie Neil	1967-69
Lyle, Nick	2001-03
Lynch, Charles D.	1895
Lyon, John Hill	1969

MACINTYRE-MYRICK

MacIntyre, George Michael	1984-85
MacKenzie, Charles F.	1891
MacLean, Alexander W., IV	1966
MacPherson, Howdy	2002
Mack, Lester Frank	1978
Madden, Jeffrey Lamar	1980-82
Maddux, David Douglas	1964-66
Maddux, James Edward	1946-47
Madison, Charles Scott	1978
Maggard, Delza Boyd	1979
Mahaffey, Dan	1972
Mahan, James	1970-72
Majors, Charles	1938 (Mgr.)
Mallory, C. Buford	1898
Malone, David Julian	1962-64
Malone, Oscar Lee	1988
Malone, W. Battle	1893-95
Malsberger, Douglas	1945, 48-49
Manier, Miller	1917 (Mgr.)
Manier, J. Owsley	1904-06
Manley, James O., III	1992-95
Mansfield, Vaughn	1930
Manzella, Frank Joseph, Jr.	1979
Maple, Ralph Earl	1957
Maples, Gilbert (Firpo)	1927
Marchetti, Gino	1970-71
Margo, Dee	1973
Marinangel, Bill	1993-96
Markham, John	1997-2000
Marlin, George	1939-41
Marsh, Earl	1931
Marshall, Bert	1937-38
Marshall, George G.	1901 (Mgr.)
Marshall, Javon	2010-13
Martemus, Darnell	2004-05
Martin, Carl (Zeke)	1909-11
Martin, Charles P.	1898-99, 1902

Martin, Douglas H.	1972-74
Martin, Gregory Allan	1975-77
Martin, James D.	1948 (Mgr.)
Martin, Joe	1948 (Mgr.)
Martin, Mike	1999-2002
Martin, Thomas Floyd	1962-63
Marve, Chris	2008-11
Mason, John	1925
Massengale, Avery Carvel	1982
Massey, Felix M.	1899, 1902
Mathenia, Jason	2001
Mathers, Jesse Lee, Jr.	1973-75
Mathews, William Douglas	1968-69
Matlock, Mark Daniel	1977-80
Matthews, Allama Uzair	1981-82
Matthews, Jordan	2010-13
Matthews, Mark Douglas	1979-82
Matthews, Michael Steven	1980-83
Mauerman, George Schmid	1958
May, Daryle Cline	1946-49
May, Derrick Scott	1995
May, Jim	1999-2002
May, Roger Tyler	1966-67
May, Walker	2010-13
Mayes, Cannon Roberts	1949
Mayes, Jeffrey Allan	1985-87
Mazar, Dennis	1971
McAdams, Jeff	1993 (Mgr.)
McAlister, J.B.	1897
McArthur, Gene	1943
McCain, John Michael	1977-80
McCall, Danny Campbell	1956-57
McCarley, Trimmer	1939 (Mgr.)
McCarroll, Andrew R.	1986-89
McCarroll, John (Mac) III	1983-86
McCarter, Gordon W.	1950
McCaskell, Dave	1971
McClain Sidney	1938
McClellan, Charles	1931
McClure, James	1898
McCown, Jim Elvin	1949
McCoy, Kevin	2013
McCoy, Stephen Earl	1981-84
McCullers, David Wayne	1978
McCullough, C.R.	1920-22
McCullough, Theodore J.	1983
McDaniel, Ethan	2001
McDermond, Bill	1994
McDonald, Jim	1943
McDonald, Kenneth	1899, 1900
McDonald, Michael F.	1984-86
McDonald, William H.	1967-69
McElreath, W. A.	1937-38, 1940
McFarland, James K.	1900
McFerran, Jeffrey Scott	1982
McGaster, Torren	2013
McGaughy, Paul	1926, 1928-29
McGehee, Bruce R.	1907-09
McGill, Ralph Emerson	1917, 1919
McGrath, Jared	1997-2000
McGrew, A.J.	1999
McGugin, Dan, Jr.	1929, 1931
McGugin, George Bew	1960, 1961
McHane, Thad	2010-11
McIlwain, Eugene	1927-29
McIntosh, Jahmel	2012-13
McKee, James Edward	1958-59
McKenzie, K.W.	1921 (Mgr.)
McKenzie, Norval	2001-04
McKenzie, Ralph	2002-05
McKibbin, Fred Cox	1924-26
McKinney, Raymond	1953 (Mgr.)
McKinnon, Thomas B.	1952-54
McLain, W. Tyler (Fatty)	1905-08
McLean, George D.	1899, 1900-01
McLemore, Morris	1936-38
McNamara, Martin	1928-30
McNamara, Robert J.	1974-77
McNevin, Bill	1930-31
McNutt, William (Billy)	1943
McQueen, Ernest D.	1913
McSwain, Ryan	1999
McWhirter, Terrell	1941
McWhorter, Aaron	1999-2002
Meadows, David	1998-2001
Meadows, Paul	2004-05
Medes, Steven H.	1988-91

ALL-TIME LETTERWINNERS

Meyer, Kelly Hugh 1966, 68
 Mikesell, Mark Travis 1990-93
 Miles, Darweshi Tarik 1995-96
 Milholland, W.G. 1912-13
 Miller, Billy 1996-99
 Miller, Brevard 1925 (Mgr.)
 Miller, Gaston 2006, 2008-09
 Miller, George Daniel 1968-70
 Miller, John Stevens 1968-70
 Miller, Nick 2006-07
 Miller, Ronald Vincent 1957-59
 Miller, Tim 2003, 2005
 Mills, Daryl Steven 1973, 75-76
 Mills, William 1941 (Mgr.)
 Milne, Jack F. 1973
 Minnick, Norman 1917, 1919
 Miron, John Paul 1952
 Mitacek, Chris 1999-2001
 Mitchell, Gerald B. 1985-88
 Mitchell, Michael W. 1976, 78, 80
 Mitchell, R. H. 1890
 Mixon, Hugh C. 1920-22
 Monaco, Robin Gabriel 1981-84
 Monahan, Austin 2007-09, 2011
 Monk, Alonza, Jr. 1903 (Mgr.)
 Montgomery, John 1944
 Mooney, James C. 1919
 Moore, Barry Timothy 1978-81
 Moore, Cedric DeWayne 1987-89
 Moore, Coke 1930-31
 Moore, D.J. 2006-08
 Moore, Douglas (Red) 1917
 Moore, Jerry Porter 1941-42, 1946
 Moore, Thomas Lowell 1981-83
 Moore, Thomas M.I. 1957-59
 Mordica, Frank Lucious 1976-79
 Morehead, William G. 1929-31
 Morgan, Albert J. 1898, 1902
 Morgan, Antoine 2002
 Morgan, Hugh 1910-13
 Morgan, Marty 2002-2004
 Morgan, Paul 1994-97
 Morris, Dominique 2002-04
 Morris, Nathan E. 1892-93
 Morris, Russell F., Jr. 1958-60
 Morrison, Dwight W. 1907
 Morrison, Ray 1908-11
 Morrison, Kent 1910-11, 1914-15
 Morrow, Garland 1919-20, 1922
 Morrow, Nate 1998-2001
 Morse, Jared 2010-13
 Morton, David H. 1907-08
 Moshier, Eugene 1972-74
 Moss, W.P. (Bill) 1917, 1919-20
 Mullen, Robert W. 1959-60
 Mullin, William H., Jr. 1933
 Murdock, John Bush 1951 (Mgr.)
 Murphy, Dan 2001, 2003
 Murrah, Wilson F. 1910-11
 Murray, Jerry David 1959-60
 Murray, Myron Levoughn 1995
 Murray, Tom (Buck) 1913
 Myers, Joe 1930-32
 Myrick, Ronnie 1976-79

NALLEY-NUNGESSER

Nalley, Lee N. Jr. 1947-49
 Narewski, Edward 1970
 Nay, Bobby Earl 1959-60
 Neal, David Joseph 1990-91
 Neely, Jesse Claiborne 1920-22
 Neely, W.D. (Bill) 1908-10
 Neil, John 1923
 Neil, Owen Boone 1992-94
 Neill, Frank K. 1919-20, 1922
 Neill, Sam 1922-23
 Nettles, Doug 1971-73
 Neuhoof, John 1931
 Newman, Charles B. 1951-53
 Newman, John L. 1986-88
 Newton, Austin 2007-09
 Newton, Harry 1931
 Nichols, Amy 1993 (Tr.)
 Nichols, John 1900
 Nichols, William Ronald 1973-74
 Nichter, Colt 2009-12
 Nickson, Chris 2005-08
 Nickson, Rodrick M. 1976
 Nicoll, Russ 1998-2000
 Nicolosi, Christine 1990-91 (Tr.)

Nilan, George 1926
 Noble, Roosevelt L., Jr. 1995-96
 Noel, Edwin 1906
 Noel, Hayes 1935-36
 Noel, Lee Francis 1967-68
 Noel, Oscar F. 1905-06, 1910
 Noel, Oscar F. III 1933-34
 Nolen, Beverly T. 1902
 Nomberg, Bernard D. 1989
 Norfleet, Vance 1925
 Norman, Robert S. 1947-48 (Mgr.)
 Norman, Newton L. 1916
 Norman, Warren 2009-10
 Norred, Van 1925-27
 North, Donald 1966, 1968
 North, John Puckett 1942, 46-47
 Northcutt, H.B. (Cutter) 1914-15
 Norvell, Spencer 1916
 Novak, Andrew Michael 1951-53
 Nungesser, Ryan 1999-2001

OAKS-OWENS

Oaks, Ralph Edward 1973-75
 O'Connell, Jason M. 1991, 1993
 O'Connor, Myles P. 1895-96, 1898
 O'Connor, Robert M. 1980-83
 Oetter, Robert Leighton 1975 (Mgr.)
 Ohanaja, Kelechi 2002-05
 Ohlman, Scott Douglas 1983-84
 Olinger, Steven Kent 1982-85
 Oliver, Bobby 1933-35
 Oliver, James (Country) 1926-28
 Olmstead, Tim 2000-01
 Olsen, Julian 1940-42
 O'Neal, Greg 1969-71
 O'Neal, Robert 1971-72
 O'Neal, John Elvin 1975-76
 Ording, John 1971
 Orman, John 1934 (Mgr.)
 O'Rourke, James P. 1971, 1973-74
 Orr, Donald Cooper 1954-56
 Orr, Perry 1922-23
 Orr, Rufus W. (Dub) 1924
 Orth, Charles William 1964-66
 Osemwegie, Moses 2002-05
 Ousley, Charles Roger 1964-66
 Overall, P.V. (Putty) 1921
 Overbay, John 1986 (Tr.)
 Overley, Glenn 1933-35
 Overton, John 1900
 Overton, Walter J. 1971-72, 1974
 Owen, Jeffrey Carl 1988-91
 Owen, Ralph (Peck) 1925-27
 Owen, Thomas 1941, 43, 45-46
 Owen, Thomas 1942
 Owens, Al 2009-11

PACE-PYLE

Pace, Andrew 2002-05
 Page, Kurt Douglas 1981-84
 Page, Thomas Everett 1947-49
 Page, Walter Robert 1946-49
 Painter, Dennis S. 1969-71
 Palmer, Abe 1938
 Palmer, Ed 1907 (Mgr.)
 Palumbo, Paul Louis 1976
 Papuchis, Jason Avery 1952-54
 Panu, Marc 2010-12
 Parker, Benny 1929-30
 Parker, Carl Wayne 1983, 1985-87
 Parker, Chester Leon, Jr. 1964-65
 Parker, Clayton T. 1981-83, 85
 Parker, George Phillip 1964, 66
 Parker, Harold 1915
 Parker, Jim Mack 1980-82 (Mgr.)
 Parker, Lorenzo 2001-04
 Parker, Michele 1982-85 (Tr.)
 Parker, William L. 1956
 Parr, Travis 1973
 Parrish, Charles 1970-72
 Parrish, Edward II 1974-77
 Patrick, Jim 1945
 Patterson, David 1938
 Patterson, Michael C. 1967-69
 Patterson, Robert C. 1900, 1903-05
 Patterson, Thomas K. 1946-49
 Patton, Bo 1971-73
 Patton, John William 1982-83
 Paty, Ben 1972
 Paul, Bill 1925

Payne, Derrick D. 1988, 1990-92
 Parker, George P. 1964, 66
 Parker, Lorenzo 2001
 Peacher, Brent 2000-01
 Peacock, A.F. 1895
 Pearcey, Anthony Andre 1985-88
 Peay, Charles 1917
 Peebles, Arnold 1933-34
 Peebles, Joseph E., Jr. 1992
 Peebles, Mac 1939-41
 Peebles, William 1936
 Peebles, Jeff 1970-72
 Pegg, Robert Lamoine, Jr. 1966-68
 Penny, Jerome Scott 1986
 Peoples, Joe 1927
 Pepoy, Steve Joseph 1954-55
 Perez, Ernest Joseph 1969
 Perkins, Ray 2000
 Perry, Alex 1901-03
 Perry, Carlton 1937-38
 Perry, Rufus Arnaz 1982
 Perry, Willis Caudie 1983-86
 Petrone, Emile, Jr. 1938-40
 Petrone, Joseph A. 1977-79 (Tr.)
 Pettit, Jordan 2000-01
 Phelps, Carlyle 1933
 Phillips, William Keith 1978-80
 Phillips, Y.Y., Jr. 1948-50
 Phillips, Louis S. 1914-15
 Philpot, Richard Horace 1949-51
 Piant, Jason 1993 (Mgr.)
 Pickett, James 1929, 31
 Pierce, George 1933
 Pierson, Thomas C. 1987-89
 Pilcher, Campell 1900
 Pilgram, Harold H. 1979 (Mgr.)
 Pitman, J.B. 1894
 Pittman, Allen 1907
 Pittman, Kenneth M. 1972, 74-75
 Pitts, Pascal Walter 1995-96
 Plasman, Herbert G. 1934-36
 Plunkett, Junius 1937-39
 Pointer, John Leslie 1976-79
 Polytinsky, Eugene B. 1920
 Pool, Yelton 1947, 49
 Popp, James Richard 1982-85
 Porter, P. H. 1890
 Porter, S.T. 1921-23, 1925
 Porter, W.E. (Slim) 1921-23, 1925
 Post, Orville 1941
 Potter, James Terry 1977-80
 Potts, Hugh F. (Rabbit) 1907
 Powell, Andrew J. 1907-08
 Powell, Hagan 1931-33
 Powell, Micah 2009-11
 Powell, Will Ed 1941-42
 Powell, William Eugene 1947-49
 Power, Daniel Edward III 1964
 Powers, T.W. 1898
 Preston, Morgan (Bo) 1913
 Presznick, Joe 1936
 Price, Charlie 1914, 16
 Price, Torrey C. 1986-89
 Prichard, Joe 1903-06
 Priddy, Wade 1985-86 (Tr.) 88-89 (Mgr.)
 Prus, Kenneth John 1988-89
 Pruitt, Trent 2012-13
 Pryor, Wilbert Dale 1992
 Pulce, Kenneth 1986, 88-90
 Pulley, Spencer 2011, 2013
 Purdy, Mac 1993 (Mgr.)
 Purkey, Justin 2000-01
 Putnam, Emmett P. 1913-15
 Pyatt, Frank 1895
 Pyle, James Randall 1987-88
 Pyle, Mac 2002-03, 2005-06

QUARLES-QUINN

Quarles, Shelton Eugene 1990-93
 Quinn, Matt 2006
 Quinn, Whayne 1928-29

RADTKE-RYAN

Radtke, Tyson 2001
 Ragland, Charles S. (Hoss) 1915
 Ragsdale, Earl 1941
 Raines, James Rex 1965, 1967-68
 Rainey, Horace, Jr. 1938-39
 Ralston, Michael A. 1976-79
 Ramsey, William 1930

Ransom, Robert S., Jr. 1965-67
 Rauschenberger, Robert R. 1985
 Ray, Buford (Baby) 1935-37
 Ray, David Preston, Jr. 1957-58
 Ray, Henry K. (Dough) 1915-16
 Ray, William 1951-52, 56-57
 Rayburn, Charlie R. 1920
 Rayford, Latevius 2013
 Reams, Boudinot 1897
 Reams, Glen H. 1912-14
 Rebrovich, Art 1940-42
 Redmond, Thomas B., Jr. 1958
 Reed, James 1918
 Reed, Mark 1970-71
 Reed, Robert 1989
 Reeder, Duce 1999
 Reese, Gil 1922-25
 Reese, Michael Gilbert 1960-62
 Reese, Renford Renard 1986-89
 Reeves, John Murphy 1918-19
 Reeves, Kennard 2007-10
 Reeves, Terry C. 1968, 1970
 Regas, Chris 1971
 Regen, Joel Damon 1973-75
 Regen, W.D. 1938
 Reid, Rayford S. 1924-25
 Reif, Adrian 2004-06
 Reilly, Edward Joseph 1975
 Reinert, Chris 2006-09
 Reinschmidt, Clarence 1936-38
 Remmers, John 1971-72
 Rettig, Terrance Michael 1968-70
 Reyer, George 1912-15
 Reynolds, Joseph F. 1972-75
 Rice, Grantland 1899
 Rice, William R., Jr. 1965-66
 Rice, Zelotes 1933
 Rich, Herbert Richard 1946-49
 Rich, David Tate 1972-75
 Rich, John 1945
 Richard, Amon Jackson 1946
 Richards, Jack 1941-42
 Richards, Timothy M. 1991
 Richardson, Charles 1919 (Mgr.)
 Richardson, Charles B. 1914-16
 Richardson, Doyle E. 1955-57
 Richardson, Mark S. 1916-17, 1919
 Richardson, Sean 2008-11
 Richardson, Timothy 1985-86, 88
 Richey, Robert C. 1900
 Richter, Harry 1940-42
 Ricketson, Greer 1936-37
 Ridgeway, Frank 1910
 Ridley, Tom 1915
 Riggs, Frederick Martin 1958-60
 Rigling, William M. 1990
 Riley, Timothy L. 1974-76
 Rinker, Brad 1989 (Tr.)
 Risser, David Royce 1990-91
 Risser, Rick Gerhardt 1982-83
 Ritter, Gerald F. 1948
 Ritter, Linda 1990-91 (Tr.)
 Rives, Bob 1923-25
 Roach, Joe 1915, 16
 Roach, Phillip Collins 1980-83
 Robb, Joel 1999
 Robbins, Charles 1935-36
 Robbins, Fred 1909-12
 Roberts, Albert 1923
 Roberts, Claude 1932
 Roberts, Clyde (Dixie) 1930-31
 Roberts, Jerry Lee 1976-78
 Roberts, John 1901
 Roberts, Kenneth L. 1951-52
 Robertson, Bill 2005
 Robertson, William 1941, 46-47
 Robinson, Charles S. 1976
 Robinette, Patton 2013
 Robinson, Everett 1998-01
 Robinson, Garner Een 1957
 Robinson, Harry T. 1943, 1946
 Robinson, John Ray 1968-70
 Robinson, Mac Edward 1947-50
 Robinson, Thomas M. 1950-52
 Robson, Greg 2001-02
 Rock, Steve 1998-2000
 Roderick, Henry DeWitt 1976
 Roderick, Benjamin A. 1950-52
 Rodgers, Jordan 2011-12
 Rogers, Britt 1930 (Mgr.)

Rogers, Gary Brian 1989-92
 Rohling, Bernard 1941-42, 1947
 Rojas, Juan 2002
 Rolfe, John McKain 1958-59
 Rolfe, William Vaughn 1984-86
 Rollings, Sean 1982-85 (Tr.)
 Rollins, Sally 1990-92 (Tr.)
 Roman, Allan Christian 1986-87
 Rooney, E.F. (Mike) 1920 (Mgr.)
 Rosenblatt, W.F., Jr. 1927-29
 Ross, E.B. (Ted) 1908-10
 Rothenberg, Darren 1997-2000
 Rountree, Walter 1921-23
 Rowell, Hendrix 1929 (Mgr.)
 Rowland, J.H. (Bo) 1923-24
 Rucker, Granville 1926-27
 Rue, Harrison 1940-41
 Ruff, Michael Earl 1979-82 (Mgr.)
 Ruhm, Herman D. 1890
 Rushing, John Bryan 1969-70
 Rutledge, Andrew Richard 1976-77
 Ryan, Graham 1925-26
 Ryals, Chris 1993-94
 Ryan, Tom 1920-24

SACKEY-SYKES

Sackey, Jameson 2009, 2011
 Sadler, Lonnie R. 1972-75
 Sadler, Robert (Bobby) 1944
 Saenz, Richard R. 1991-94
 Saindon, Patrick Arthur 1979-82
 Saltsman, Michael 1996-97, 99-00
 Samuels, Eric 2009-12
 Sample, Kenneth James 1982-83
 Sanchez, Robert David 1982-83
 Sanders, Bennett A. 1891
 Sanders, Dan 1936
 Sanders, Henry R. (Red) 1924-26
 Sartor, Leonard Derrick 1987-90
 Satterfield, Alfred N. 1941-42, 46
 Sayles, Richard 1970
 Scales, Joseph Hugh 1955-56
 Scanlan, Robert Patrick 1985-88
 Scarbrough, A.L. 1900
 Scarritt, Charles W. 1891
 Schaffler, John 1971-74
 Schaffler, Thomas F. 1973-74
 Scheffer, Charles 1928-30
 Scheffer, Joe 1928-30
 Schellenberg, James B. 1973-75
 Scheu, Steven 2012-13
 Sclant, Bob 1945
 Schuckman, Matthew S. 1994-96
 Schwartz, William R. 1928-30
 Schwill, Herman 1917
 Scoggins, James 1933-34
 Scott, Charles John Miller 1981-84
 Sealand, Jake 2012-13
 Seaman, Nigel 2002-05
 Seaver, Donald Nelson, Jr. 1986-87
 See, James Daniel 1989
 Seeger, William F. 1915
 Semlow, David N. 1966
 Sevillian, Clarence M. 1989-92
 Sewell, Issac 1898-99
 Seymour, Jerron 2011, 2013
 Seymour, Ryan 2009-12
 Shackelford, Burton 1930-33
 Shanklin, J. Gordon 1930-31
 Shapiro, John 1936
 Sharp, Alfred D. (Alf) 1919-1923
 Sharp, Dan 1929-31
 Sharp, John Bradley 1977-78
 Sharp, Thomas H., Jr. 1953 (Mgr.)
 Sharp, Vernon, Jr. 1925-27
 Sharpe, James C. 1926
 Shaub, Jonathan 1999-2000, 2002
 Shaver, Issac Darrel 1948-49
 Shaw, William Steven 1961-63
 Shea, Tom P. 1912
 Sheffield, Robert Craig 1994-95
 Shelton, Howard W. 1948
 Sherman, James 1976, 1978-79
 Sherman, N.W. (Dooch) 1917-19
 Sherrell, Horace E. 1905-07
 Shields, Jason 2000-01
 Shipp, Cleveland C. 1912
 Shivers, Ernest E. 1900
 Short, John Richard 1985-88
 Shuford, Jerry Franklin 1963-65

ALL-TIME LETTERWINNERS

Shughart, John Albert, Jr. 1966, 1968
Sibley, Jesse 1902, 1904
Sikes, Ammie 1911-14
Sims, Darrius 2013
Sims, Robert J. 1927-28
Simmons, Andre 2010
Simmons, Larry 2006-07
Simmons, Robert Dean 1959
Simmons, Robert A., Jr. 1995, 1997
Simmons, Shirley 1981-82 (Tr.)
Simmons, Walter 1942
Simmons, Walter H. 1897, 1999-01
Simmons, William G. 1979, 1981
Simon, Kenny Terrell 1993-95
Simone, Tom 1999-2002
Simpkins, Douglas 1933-35
Sinquefield, J.L. 1931
Sittason, Randall Gray 1975-78
Skaggs, Cessna Lynn 1957
Skaggs, Luther Michael 1989
Skinner, David Godfrey 1978
Skupas, John Steven 1964-66
Smart, Felix 1939
Smart, Richard 1898-99
Smilgus, Paul Joseph 1985
Smith, Aaron Wade 1990-93
Smith, Baxter 1932
Smith, Brandon 2001-04
Smith, DeWitt 1936-38
Smith, Elmer R. 1985-97
Smith, Flavious 1976, 78-80
Smith, Frank B. III 1973-75
Smith, Gary Fred 1961
Smith, George 2005-08
Smith, George Stewart 1960-61
Smith, Gregory Todd 1986-89
Smith, Henry Edward, IV 1975-78
Smith, Howell Stennis 1958 (Mgr.)
Smith, Ian 1996
Smith, Jason 1995-98
Smith, Jason A. 1997
Smith, Larry 2009-11
Smith, Neal 1967-69
Smith, Robert Glenn 1918
Smith, Rupert 1921
Smith, Stacie 1993 (Tr.)
Smith, Steven Val 1963-65
Smith, Steven Leslie 1968-70
Smith, Viston R. 1929
Smith, Wade Lipscomb 1982-84
Smith, William Boyce, Jr. 1956-58
Smith, William C. (Dub) 1933-35
Smotherman, Adam 2007-10
Snyder, Eric Ronald 1984-87
Sobel, Richard A., Jr. 1958-59 (Mgr.)
Soefker, Brett Alan 1984
Soesbe, Eric Lee 1956-57
Sorensen, Tom 2003
Southall, L.T. 1971-73
Southernland, Blake 2010
Spalding, Alanson Reed III 1964
Speakman, Brett 1995-98
Speed, Darlron 2006-08
Spear, Allan Ward III 1968-70
Spear, Carey 2010-13
Spears, Bill 1925-27
Spier, Charles Allen 1947-49
Spaik, Nickolas John 1962-63
Spickard, Anderson 1925
Spraggins, Thomas L. 1927
Spratling, Zachary T. 1980-82
Springfield, Charles W. 1967-69
St. Charles, William 1973-75 (Tr.)
Stack, Bill 1923
Stack, Jeffrey H. 1978 (Tr.)
Stack, William E. 1952-53, 1955
Stacy, Zac 2009-12
Stafford, Daniel, Jr. 1979-82
Stahl, Noel Francis 1967-69
Stahl, Richard Eric 1984-85
Stahman, James G. 1915 (Mgr.)
Staley, Joseph Hardin 1979-82
Stallworth, Jay A. 1994-97
Stamper, Brian 2003-05, 2007
Stanford, William 1990-91, 1993
Starling, Marion J. 1960-62
Steagall, George W. 1909-10
Steber, John 1942
Stender, Richard Benedict 1968
Stephens, W.R. 1895

Stephenson, Joseph E. 1953-55
Stephenson, Louis A. 1981-84
Stephenson, Sonny 1971-73 (Mgr.)
Stepp, Rick 1994
Stevens, Edward C. 1957
Stevens, Heather 1993 (Tr.)
Stevenson, John Torrey 1957
Steven, L.H. 1901
Stewart, Broderick 2006-09
Stewart, Jimmy 2012-13
Stewart, Logan 2010-11
Stewart, Matt 1997-2000
Stewart, Mickey 1980-83 (Tr.)
Stewart, Willis (Slick) 1908-10
Stewman, Stephen K. 1972-74
Stokes, John 2007-10
Stokes, Taylor 1971
Stone, J.N. (Stein) 1904-07
Stone, Kenneth 1970-72
Stone, Lawrence A. 1951-53
Stone, Pete 1971-72 (Mgr.)
Stone, Steven 2006-09
Stover, Earl Bishop 1947-50
Stover, Jimmy 2001
Strayhorn, Eugene 1933-34
Stricker, Dan 1999-2002
Stringer, Kenneth 1931
Stringfield, Thomas 1897
Strong, Alan 2007-08
Strong, David Caldwell 1967-69
Strong, Tristan 2009-11
Stuart, James 1934
Stuckey, Shawn D. 1994-95
Stumb, Paul, Jr. 1921
Sturm, Gerald Wilson, Jr. 1956
Suhrheinrich, W. 1932-33
Sullins, Don 1944
Sullins, Robert M. 1961-62, 1964
Sullins, Samuel L., III 1961-63
Sullivan, Francis J. 1981
Sullivan, William G. III 1991-94
Summers, Henry D. 1988
Sutton, Barrett 1970-72
Sutton, Khalil 2004-05
Swab, Victor Jeffrey 1979-80
Swan, Robert P., Jr. 1955-57
Sweeney, James 1936-37
Swindoll, Phillip Lamar 1978-80
Swoopes, Ronnie 2002-05
Sykes, Kermit Aubrey 1982-85

TABOR-TYREE

Tabor, James Carter 1947-50
Tallent, Guy Stanfield 1960
Talley, Marion 1930-32
Tant, Matthew 2002-04
Tant, Jason 2000-01
Tate, Ben 1908
Tate, Wesley 2010-13
Tatum, Lucian L. 1955-56
Taylor, Brian 1998-2000
Taylor, Charles Isaac 1990-91
Taylor, Ford 1893
Taylor, Hillsman (Red) 1904-05
Taylor, J.R. 1927
Taylor, Landon Carter 1950-51
Taylor, Robert Campbell 1951-52
Taylor, Robert D., III 1956-57
Taylor, Vince 2011-13
Taylor, Wilson Whitney 1979-82
Teague, John K. 1915-16
Teas, Floyd Parson 1953
Teasley, Amos 1935-36
Teats, Richard Lee 1961-62
Telusca, Libnir 2000-03
Thigpen, Zealand B. 1947-48
Thomas, Carlos A. 1989-91
Thomas, Ja'karri 2013
Thomas, James 1963-64, 1966
Thomas, Jesse 1929-31
Thomas, John 1922
Thomas, Johnell 2009-12
Thomas, Julian 1919-20
Thomas, Lew 1998-2001
Thomas, Marvin Leon 1983-86
Thomas, William Douglas 1980-83
Thomas, William Madison 1959-61
Thomason, O.B. 1945
Thompson, Benjamin W. Jr. 1958
Thompson, Cheron 2002-05

Thompson, Davison W. 1960-61
Thompson, DeWitt C. IV 1966-67
Thompson, Ed 1906 (Mgr.)
Thompson, Richard A. 1957
Thompson, William E., Jr. 1964
Thornton, Giff 1980-81 (Tr.)
Threalkill, James R. 1977-78
Throgmorton, Rannie 1933-35
Throne, Binford 1891-92
Thro, Linn A. 1917
Thurmond, James C. 1929
Thurmond, Paul E. 1961
Tigert, John J. 1901-03
Tigert, McTyrie 1915
Tipton, R.R. 1941
Tipton, Waymon R. 1976
Tkac, Peter James 1955-56
Todd, Duane D. 1994-95
Tomichak, Jason E. 1993-96
Tomlin, H.B. 1940 (Mgr.)
Tomlinson, George 1970-72
Toomay, Patrick Jay 1967-69
Tompkins, Rich 2008-09
Tompkins, Tommy 1971-73
Topmiller, William J. 1972, 1974
Toups, Carroll Marx 1952, 1955
Townsend, Joe 2011-13
Townsend, John 2012
Trabue, Charles Clay III 1962-64
Travis, James Kerlin 1957
Tresse, Steve 1998-2000
Trice, Brent 2006-09
True-Daniels, Nathan 2003
Truit, Alex 1934-36
Trundle, Winfield Scott 1960
Tschudy, Steven Robert 1985-86
Tune, Bill 1945
Turner, Lamont 1996-99
Turner, Lester 1945 (Mgr.)
Turner, Phil 1931
Turner, Robert 1913-15
Turner, Vance 1913
Turner, W.H. (Peck) 1911-13
Turner, William Brent 1987-88
Tuttle, R.G. 1894
Tyler, Henry Brown 1954-56
Twiss, Christopher Allen 1986
Tywford, William John 1980-83
Tyree, Billy 1945

UFFELMAN-UTLEY

Uffelman, Tommy 1933-35
Umoh, Udom 2008-11
Underwood, Marvin 1896
Unzicker, Tyler 1998, 2000
Upson, Brett 2006-09
Utley, Larry Glenn 1975-76

VALPUT-VINSON

Valput, John William 1967-69
Vance, Eric Devon 1993-96
Vance, Ryan 2007
van der Wal, Dillon 2011-13
Van Dyke, Lee 1983, 85-86 (Mgr.)
Van Nort, Diek 1999
Van Rensburg, Ryan 2008-10
Vaughn, Duane 2010
Vaughn, William C.I. 1950 (Mgr.)
Vaughn, Harry S. 1892
Vierling, Bradley 2006-09
Vincent, John Thomas 1989-92
Vinson, Fred 1995-98

WADE-WYRICK

Wade, Charles, D. 1950-52
Wade, David R., III 1949 (Mgr.)
Wade, Gray Lamar 1960-62
Wade, Jamie 1946-49
Wade, Joseph Bruce 1902
Wade, Stephen Lamar 1982-85
Wade, Wheelless, Jr. 1938
Wade, William J. 1919-21
Wade, Bill 1949-51
Waddey, Walter Orum 1952
Waddington, Bill 1944
Wagner, Larry Eugene 1958-59
Wakefield, Henry (Hek) 1921-24
Wakeup, William C., Jr. 1961-63
Walker, Benji 2000-03
Walker, James L. 1922-24

Walker, Joel Wayne 1988-90
Walker, Scott 1990-91
Walker, Sean 2005-08
Walker, W.T. 1891-92
Wall, John C. 1890
Wall, Mal L., Jr. 1967, 1969-70
Wallace, David 1998-99
Waller, David Hager 1963-65
Waller, E.M. 1924-26
Waller, George 1921-25
Walsh, Bob 1972-73
Walter, Nizam Bishara 1992-93
Walthour, Brandon 1999, 2002
Walton, Dan 1939-41
Walton, James Richard 1950
Wanzung, John Carl 1988
Ward, George William 1958
Ward, James E. 1927 (Mgr.)
Ward, Scott William 1987
Ward, William 1948 (Tr.)
Ware, William Sanford 1993-95
Warner, Howell, Jr. 1927-29
Warren, H.F. (Doc) 1913-14
Warthen, Artis M. 1980-81
Warwick, Bill 1928-30
Washington, Alex 2006-09
Washington, Otis 2003-05
Washington, Reggie 1999-2000
Watkins, Ernest M. 1930-32
Watkins, Jamie 1996-98
Watson, Francis 1931
Watson, Glenn B., Jr. 1981-84
Watson, Herman A., Jr. 1952-54
Watson, Wesley 1935-36
Weatherly, Stephen 2013
Weatherspoon, Kenneth 1983-86
Weaver, Kimmie D. 1974-77
Webb, James 1941-42, 1946
Webb, Joe 1997-98, 2000-01
Webb, Thomas I. 1900
Weiner, L.D. 1944
Weingart, Joel Frank 1990
Weir, Eric Glenn 1990, 1992
Weiss, Karl Robert 1968-70
Welch, Thomas 2006-09
Welchans, Caleb 2009-11
Wells, Charles Hiliary 1961
Wells, Noel Eugene 1985-87
Werckle, Robert 1947, 1949-51
West, Bob 1927-28
Westgate, Frank N. 1919
Wheeler, Justin 2006-08
White, Chase 2011-13
White, David Joyce 1959
White, Gus Barrett 1977
White, Hal 1935-36
White, Marlon 2003-06
White, Tom 1913
White, William D. 1995
Whiteaker, Raymond 1949 (Mgr.)
Whitehead, James T. 1957
Whitesell, John Bell 1983-84
Whiteside, James H. 1965-67
Whitfield, Joe 1931
Whitman, Frank L. 1897-98
Whitman, Harry Moore 1981
Whitman, W.C. 1896
Whitnell, Charles W. 1923-24
Whitnell, W.M. 1913 (Mgr.)
Whitsitt, Tom 1931
Whitt, Cody C. 1977
Whittington, David 2005-07
Whorley, John H. 1922
Wiggs, Hubert 1915, 1919
Wilbourn, David M. 1974
Wildman, Ronald J. 1958-60
Wilham, Derek C. 1990-93
Wilhite, Sam 1915-17
Wilkins, Trey 2013
Willett, Kerry Shane 1976
Williams, Arthur (Monk) 1936
Williams, Charles D. 1921
Williams, Chris 2005-07
Williams, Ernest B. 1919-20
Williams, Greg 1972-73
Williams, Henry (Bo) 1907-10
Williams, James E. 1980
Williams, James 2009
Williams, Jimmy 1997-2000
Williams, John 1985 (Tr.)

Williams, Keith 2002
Williams, Kellen 2012-13
Williams, Kirkton Paul 1993-96
Williams, Marcus Allen 1995-96
Williams, Marcus E. 1995-96
Williams, Marcus E. 1979-81
Williams, Pete Turney 1952-54
Williams, Pryor 1915-16
Williams, Ray Clark 1962
Williams, Rodney 1998-2001
Williams, Roy Lee 1977-79
Williamson, Andrew 2012-13
Williamson, Charles 1901
Williamson, Ford Jay 1956-57
Williamson, James R. 1900-03
Wilson, Brenard Kenric 1975-77
Wilson, Marcus Luther 1989-92
Wilson, Mizell 1920-21
Wilson, Shawn E. 1995-98
Wilson, Thomason H. 1965
Wilson, Trey 2009-12
Wilson, Virgil 1927-29
Wilson, William W. 1978
Wilt, Toby Stack 1963-65
Wimberly, Turner 2008-10
Winborn, Jamie 1998-2000
Windham, John David 1982-85
Wingfield, Thomas S. 1973-74
Winkler, Zach 1996-97, 99
Winston, E. DeMond 1986-89
Wissman, Eric 1996-97
Witt, Craig Hugh 1987-88
Wodka, Marcus Chester 1955-57
Woehler, Mark Joseph 1983-86
Woestmann, Kyle 2011-13
Wolbe, Lane Edward 1963-65
Wolford, Doug 2000-02
Wolford, William Charles 1982-85
Womack, Frank 1937
Wood, Chad Andrew 1995
Wood, Joseph Alexander 1969-71
Woodard, Michael Lee 1978-81
Woodroof, Thomas S. 1954-55
Woodroof, Thomas S., Jr. 1976-79
Woods, Andre 1997, 99
Woods, Carl Frank 1983-86
Woodson, B. Palmer 1920
Woodridge, W. Birch 1896
Woodridge, Louis Eric 1988-91
Wooten, John David 1975-78
Worden, Richard L. 1966 (Mgr.)
Worley, Jack 1936
Worley, Tully 1898
Wracher, Mark Lee 1983-86
Wright, Michael Jay 1975-77
Wright, Robert Lee 1967
Wroblewski, Thomas 1987-88, 90
Wroten, Charles L. 1933-34
Wuest, Dustin 1999-00
Wurm, David Joseph 1984-87
Wyatt, James Malcolm 1963-65
Wynne, Frank O. 1906
Wynter, Gino Aristoteles 1981
Wyrick, Steve 1970

YEARWOOD-YUSK

Yearwood, Jack 1924
Yeiser, Robert J. 1968
Yenner, Steven Charles 1993-95
Yoder, Todd 1996-99
Yokley, Craig Allen 1984-85
Young, Alan S. 1989, 91-93
Young, B. 1929 (Mgr.)
Young, Beverly 1931
Young, Brent 1983-86 (Mgr.)
Young, Chris 2000-01, 2003-04
Young, Claude 1891
Young, Glenn 1996-97
Young, Hoyle 1924-25
Young, Manuel DeWayne 1980-84
Young, Robert Medford 1989-92
Young, William Alton 1969-71
Yusk, John Francis 1961-62

ZABROWSKI-ZOLMAN

Zabrowski, Edward J. 1977, 1979
Zehnder, Charles 1931
Zerfoss, Tommy 1915-16, 1919
Zolman, Greg 1998-2001

ALL-AMERICANS

JORDAN MATTHEWS WIDE RECEIVER, 2012-13



Matthews put together arguably the greatest receiving season ever by a SEC player.

As a senior, Matthews earned First Team All-America honors from USA Today and Athlon. He was named on second or third teams by the AP, SI.com and CBS Sports.

In 2013, Matthews set new SEC records with 112 receptions, 262 career catches, and 3,759 receiving yards. His 1,477 receiving yards in 2013 also broke a team record, as did his career touchdown reception total of 24.

As a junior in 2012, Matthews had 94 catches for 1,323 receiving yards and eight touchdown catches. He earned third team All-America from CBS Sports and Phil Steele that season.

Matthews enjoyed his finest games against top competition. He averaged more than 110 receiving yards against SEC foes as a junior and senior.

He was drafted in the second round by the Eagles.

CASEY HAYWARD DEFENSIVE BACK, 2011



Hayward capped a remarkable career in 2011 by earning second team All-America honors from the Walter Camp Football Federation.

He was also recognized on All-America teams by Rivals.com, Yahoo! Sports, and Phil Steele's.

Hayward, a product of Perry, Ga., finished his career with 15 interceptions, and shares the team career mark with former All-America Leonard Coleman.

As a senior, Hayward contributed seven picks and matched his team record with 17 passes defended, helping the Commodores to an appearance in the AutoZone Liberty Bowl.

A three-year starter, Hayward also holds the Vanderbilt career mark with 46 passes defended.

He was selected by Green Bay in the second round of the 2012 NFL Draft.

D.J. MOORE DEFENSIVE BACK, 2008



In 2008, Moore became the first Vandy cornerback to earn All-America honors in 25 years.

He was named second team by Associated Press, *Sporting News*, *SI.com* and *Rivals.com* after a sensational junior season.

Moore posted six interceptions

and 58 tackles, contributing to the 'Dores' 7-6 campaign that ended with a win over Boston College at the Gaylord Hotels Music City Bowl.

He ended his career tied for second among Commodores with 13 career interceptions.

Moore also was the SEC's most versatile player in 2008, also seeing action as a running back, wide receiver and return specialist. In a late-season win at Kentucky, he achieved a truly rare feat with a 2-interception, 2-TD catch effort.

Moore was selected in the 4th round by Chicago.

EARL BENNETT WIDE RECEIVER, 2006



Bennett concluded his career as the SEC's all-time leading receiver.

As a sophomore in 2006, the Birmingham product was named third-team All-America by *Rivals.com* after catching 82 passes.

After three years, Bennett left Vandy

with 236 career catches, 28 more than any other SEC receiver.

In 2007, Bennett caught 75 passes, becoming the only receiver in SEC history to post three straight seasons with at least 75 catches.

Bennett was a three-time All-SEC recipient.

Many fans remember Bennett and Jay Cutler connecting on many memorable plays in the 2005 season, including the game-winning touchdown to defeat Tennessee in Knoxville.

Bennett was selected by Chicago in the third round of the 2008 draft.

JAMIE WINBORN LINEBACKER, 1999



Winborn was named All-America by *Football News* following the 1999 season after leading the 'Dores and the SEC with 141 tackles. It was the second straight year that Winborn led the league in tackles.

A two-time All-SEC Coaches selection, Winborn was the complete

linebacker package in 1999. He was a run stopper who delivered punishing blows, making plays sideline to sideline.

He led the squad with a team-record 23 tackles for loss. Winborn's season included a 20-tackle, two-sack performance versus South Carolina.

Winborn finished his Commodore career with 377 total tackles, 45 tackles for loss, 16.5 QB sacks and six forced fumbles. Winborn topped the squad in solo tackles for three consecutive years.

Winborn was selected by the 49ers in the 2001 NFL Draft. He has played with the 49ers, Bucs, Broncos and Titans.

JAMIE DUNCAN LINEBACKER, 1997



Duncan was a dominating linebacker and a player who always rose to the occasion.

In 1997, Duncan was named First Team All-America by the Football Writers Assn. He was also named Second Team All-America by the Associated Press

and *Football News*.

In 1997, he became the only Commodore player to earn SEC Defensive Player of the Year honors from the Associated Press. He also received similar recognition from the *Mobile Press Register*.

As a junior, Duncan amassed 152 tackles, six sacks, 14 tackles for loss and five forced fumbles. He finished his career with 425 tackles. His effort against No. 1 Florida remains one of the best ever by a Commodore.

Duncan's career included stops with Bucs, Rams and Falcons.

ALL-AMERICANS

BILL MARINANGEL

PUNTER, 1996



Marinangel was named First Team All-America by the *Sporting News* in 1996 after topping the NCAA in punting.

Marinangel is perhaps best remembered for one heroic play in his senior year. In the second game against Alabama,

Marinangel surprised the Tide special teams and 72,000 onlookers, as he took the snap from center, and then scampered 81 yards for an unbelievable and unlikely touchdown.

The run was the longest in the SEC that season and still stands as the longest in school history.

Marinangel's 46.6-yard average is the second highest single-season in team history.

His 79-yard punt versus South Carolina is also tied for the Commodores' second longest ever.

BOO MITCHELL

RECEIVER, 1988



In 1988, Mitchell was a Third Team All-America after compiling one of the finest seasons ever by a Commodore receiver.

Teaming with quarterback Eric Jones, Mitchell hauled in 78 catches for 1,213 yards and five touchdowns. The

receiving yardage total remains a Vanderbilt team record and the SEC's seventh highest total ever. He surpassed 100 yards receiving in six games that season.

Mitchell burst onto the SEC scene as a freshman, hauling in a team-record 45 receptions. He added 31 and 34 receptions as a sophomore and junior, respectively.

Mitchell ranks among team leaders in virtually every career receiving category. He tops the list, — and ranks third all-time in the SEC, with 2,964 receiving yards.

CHRIS GAINES

LINEBACKER, 1987



A Nashville native, Gaines was selected First Team Kodak All-America by the nation's football coaches. In 1987, he established an SEC single-season record for total tackles with 214.

Nashville Tennessean

columnist Larry Woody once described Gaines as "sort of a Rambo on a leash." An avid weightlifter, Gaines was one of the strongest Commodores of his era.


Gaines also posted one of the greatest greatest efforts ever by a 'Dore as a senior by recording a school-record 37 tackles versus Tulane.

After the season, he was named MVP of the Blue-Gray Game after racking up 18 tackles and was named Tennessee Amateur Athlete of the Year by the Tennessee Sports Hall of Fame.

He played two years in the NFL, then returned to Vanderbilt as an assistant coach from 1995-97.

RICKY ANDERSON

PUNTER, 1984



Anderson arrived on campus as a walk-on. Four years later, he departed as the nation's top punter-kicker in the nation and a consensus All-American.

Anderson's senior season was remarkable. As a punter,

he topped the nation with a 48.2-yard average. It remains as the highest yearly punting average ever in the SEC by more than a yard. Anderson's 1984 campaign also is tied for seventh all-time in NCAA history. Following the 1984 season, he was named a consensus First Team All-American.

Anderson holds several team kicking marks. Besides the single-season average record, his 82-yard punt against Georgia in 1984 remains the longest in team history.

Anderson's career average of 45.6 yards also ranks first, as does his single-season scoring total of 73 points in 1982. He also ranks third on the team's all-time scoring list with 192 points.

LEONARD COLEMAN

DEFENSIVE BACK, 1983



Coleman was named First Team All-America in 1983 by the Gannett News Service and was a Third Team All-America selection by the Associated Press.

A consensus All-SEC selection, Coleman left Vanderbilt rated as the nation's

No. 1 cornerback by NFL scouts.

Coleman was a four-year starter. As a freshman, he contributed four interceptions, including a team-record tying three picks in a victory over Chattanooga.


Coleman's efforts as a junior was a key for Vanderbilt's Hall of Fame Bowl season in 1982, including a pair of interceptions in the season-opening win over Memphis. He finished the year by setting a team mark with eight INTs.

He remains tied for team record with 15 career interceptions.

Coleman played professionally in the USFL and several seasons in the NFL with the Colts.

CHUCK SCOTT

TIGHT END, 1983



Early in his career, Scott struggled to make an impact at flanker. He just needed to switch positions. In 1983, Scott blossomed after moving to tight end. Scott hauled in 70 recep-

tions and nine touchdowns to tie the existing NCAA record for catches by a tight end. He was named First Team All-America by *The Sporting News*.

Scott followed up that season by posting 54 receptions and eight TD catches in 1984.

Scott also contributed 21 receptions in the Commodores' 1982 Hall of Fame Bowl season.

A two-time Academic All-SEC selection, Scott ranks among the team leaders in several career receiving records. His 20 career touchdown receptions remains the second most in school history. Scott also ranks sixth all-time with 145 catches and fifth with 2,219 receiving yards.

ALL-AMERICANS

JIM ARNOLD PUNTER, 1982



Arnold became the first Vanderbilt kicking specialist to receive All-America honors, paving the way for several kicking standouts to follow in his footsteps.

A native of Dalton, Ga., Arnold quickly impacted the squad, breaking the

freshman mark with a 41.9-yard avg. By the time he graduated, coach George McIntyre said, "Jim's the best kicker in the country, pro or college."

As a senior in 1982, he was named to six All-America teams after averaging a then-record 45.8-yard average.

He ended his career with a 43.9-yard average, and still holds the SEC mark with 277 punts. Arnold's senior average remains third all-time by a 'Dore and fifth all-time by a SEC punter.

Arnold owns two of the longest punts in team history, including a 79-yarder at Ole Miss.

After Vanderbilt, Arnold took his game to the NFL, enjoying an 11-year pro career.

ALLAMA MATTHEWS TIGHT END, 1982



Early in his Vanderbilt career, coaches tried the Matthews at safety and receiver. Once all parties settled on tight end, Matthews put together one of the finest receiving campaigns ever, helping spark the team's run to the

Hall of Fame Bowl.

In 1982, Matthews was named First Team All-America by *Football News* after posting 61 receptions for 797 yards and 14 TDs, most ever by a Commodore. Later that season, Matthews was also named SEC Offensive Lineman of the Year by the Atlanta Touchdown Club.

Matthews also earned First Team All-SEC honors by the Associated Press and United Press International in 1982.

He concluded his career with 18 touchdowns.

Matthews was drafted and played three seasons with the Atlanta Falcons.

PRESTON BROWN BACK, 1979



Brown was named Third Team All-America as a senior after posting career receiving marks in 1979. He topped all SEC receivers with 52 catches, good for 786 yards and three TDs.

Brown's season was topped by three 100-yard receiving games, including a


175-yard output versus Ole Miss.

Brown also was a dynamic returner for the Commodores. He remains sixth on team's all-time leaders for kickoff returns and fifth in punt returns. Brown also returned three kickoffs for scores. His 100-yard kickoff return against Ole Miss in 1977 remains the longest in team history.

After finishing his senior season, Brown played in the Blue-Gray Classic and Senior Bowl.

He played three seasons for the New England Patriots and one year each for the New York Jets and Cleveland Browns.

BARRY BURTON TIGHT END, 1974



As a junior in 1974, the Nashville native helped the 'Dores to a 7-4 regular season record and berth in the 1974 Peach Bowl.

He was named First Team All-America by *Football News*. He was also a First Team All-SEC pick.

Burton was a genuine triple-threat. In addition to receiving, he also ran the end-around, and handled punting duties. In 1974, Burton caught 22 passes for 378 yards and three touchdowns; ran 31 times for 307 yards and a score; and punted 54 times for a 40.2-yard average.

As a senior, Burton came back to catch a career-high 31 passes and two touchdowns.

As a punter, Burton has two of the longest efforts in team: a 79-yarder versus Georgia in 1973 and a 78-yarder versus Kentucky in 1975.

BOB ASHER OFFENSIVE TACKLE, 1969



Virginia native Asher started every game of his three-year varsity Vanderbilt career, concluding with the Associated Press and NEA naming him to the First Team All-American squad at tackle.


Asher was known as an impenetrable

pass blocker, regarded by observers as one of the top blocking tackles in school history. He also earned First Team All-SEC and All-South honors as a junior.

Asher later played in the College All-Star Game, the Senior Bowl, the North-South Shrine Game and the Canadian American Bowl.

In 1970, he was drafted by Dallas. One of his Cowboys' teammates was a former Vanderbilt teammate, defensive lineman Pat Toomay. Together, they played key roles in the Cowboy's 1971 squad that eventually won the Super Bowl.

CHIP HEALY LINEBACKER, 1968



A product of Chattanooga, Healy's All-America recognition as a defensive standout set the stage for numerous linebackers to follow in later years.

In 1968, Healy was named First Team All-American

linebacker by the Central Press and Second Team All-American by *The Sporting News*.


Healy was also selected as a First Team All-SEC player as a sophomore.

Healy played superb defense as a junior after hurting his knee the previous spring. As a senior, Healy topped the team in tackles. He also posted six interceptions in his career.

Healy played in the East-West Shrine Game and Senior Bowl.

Selected by the St. Louis Cardinals in the 1968 draft, Healy played two seasons in the NFL.

ALL-AMERICANS



GEORGE DEIDERICH GUARD, 1958

Known to his teammates as "LuLu", Deiderich was a two-way line standout for the Commodores, culminating a Vanderbilt career by earning First Team All-America honors by Associated Press, the nation's coaches, *Look Magazine*, and the FWAA.

He was also named First Team All-SEC in 1957 and 1958. Deiderich played both offensive and defensive guard.

Deiderich was also an outstanding track athlete, setting a school record in the high hurdles.

After his senior season, Deiderich represented the Commodores at the Senior Bowl. Drafted by the Rams, Deiderich decided to take his football talents north of the border with Montreal.



BOB WERCKLE TACKLE, 1951

A New Jersey native, Werckle overcame injuries to become one of the team's finest linemen. In 1951, he was named as a Second Team All-American by INS and the AP.

By 1949, he was given little chance to succeed after twice breaking a leg in practice. By 1950, the injury jinx was beaten, with Werckle playing more minutes than any teammate. Across the South, Werckle was known for his blocking and tackling abilities.

In 1951, Werckle earned First Team All-SEC recognition after serving as a captain.

Werckle was selected in the NFL Draft by Detroit. Later, he served with distinction as a Marine Corps officer in Korea.




CHARLEY HORTON RUNNING BACK, 1955

Horton was named Third Team All-America by INS after a superb 1955 season in which he established a then-school mark of 12 TDs.

Horton's outstanding play propelled the 'Dores to an 8-3 season and their first ever bowl game – a 25-13 win over Auburn in the Gator Bowl.

Horton had a knack for getting the 'Dores on the scoreboard, as he scored the first touchdown in seven of the 10 regular season contests in the 1955 season. Horton was an outstanding returner, and still ranks second all-time with a 14.4-yard punt return average.

Though selected 11th overall by the Rams in the 1956 draft, Horton joined the military. After completing his service, Horton played in 1959 season with the CFL's Toronto Argonauts.




BUCKY CURTIS RECEIVER, 1950

One of the team's first downfield receiving threats, Curtis was selected First Team All-American by the Football Writers, INS and *Look Magazine* in 1950.

He ranked among the nation's best receiving yardage in 1950. As a senior, Curtis led the team to a 7-4 record, and set a SEC mark with 791 receiving yards. He still ranks fifth all-time on the team with 17 touchdown catches.

After his senior season, Curtis was named MVP of the Senior Bowl, and played in the College All-Star Game. He was selected in the second round of the NFL Draft by Cleveland.

He went on to serve in the Navy. In 1975, he received the NCAA Silver Anniversary Award.



BILL WADE QUARTERBACK, 1951

A Nashville legend, Wade was the 1951 SEC Player of the Year and a Second Team All-America by the Associated Press, after completing 111 passes for 1,609 yards and 13 touchdowns.

A *Look Magazine* coverboy, Wade set virtually every Commodore passing record.

As a junior in 1950, Wade threw for 16 TDs, a total not eclipsed by a Vanderbilt quarterback until Whit Taylor threw for 22 TDs in 1982.

He remains one of the team's most celebrated players. He remains the lone Vanderbilt player selected No. 1 overall in the NFL Draft – by Los Angeles in 1952. He had a 14-year career with the Rams and Chicago, and led the Bears to the 1963 NFL Championship, rushing for two TDs in the title win over New York.



BOB GUDE CENTER, 1941

Gude played three years of tremendous football before entering the military service during World War II.

Gude was named to the Fox-Movietone All-America team in 1941.

As a center, Gude was frequently compared to former Commodore greats Carl Hinkle and Pete Gracey.

After his senior season, Gude was selected by Chicago in the 1942 NFL Draft.

Gude played two seasons of pro football, starting with the Bears in 1942, then returning with Philadelphia in 1946.

ALL-AMERICANS




CARL HINKLE
CENTER, 1937

Hinkle continued the Commodore tradition of quality centers. The 1937 captain was named First Team All-America by the Associated Press, Grantland Rice, and Liberty.

He was an ironman, playing every minute in seven games in 1937. Named the SEC's Most Valuable Player, Hinkle guided the squad within inches of the Rose Bowl.

Though selected by the Philadelphia in the 11th round of the 1938 NFL Draft, Hinkle decided on another career path. After graduating, he entered West Point and earned the highest cadet honor. He then served with distinction in WWII.

Hinkle was inducted into the College Football Hall of Fame in 1959.



PETE GRACEY
CENTER, 1932

A native of nearby Franklin, Gracey was an anchor on both the offense and defense fronts.

In 1932, he became the last of 13 All-America players mentored by Coach Dan McGugin.

While the last of McGugin's prize pupils, Gracey also ushered a decade of superb Vandy centers, including Carl Hinkle and Bob Gude.

In Gracey's final season, he opened holes for such backs as Dixie Roberts and Larry Burton as a center. A possible undefeated season ended in the finale when the 'Dores fell to Alabama.

A versatile athlete, he also lettered in baseball and basketball.



JOHN BROWN
GUARD, 1929

A senior captain, Brown was named First Team All-America by the nation's coaches. He also was a three-time All-Conference recipient.

Known as "Bull," Brown helped anchor both sides of the line of scrimmage.

Brown was a key contributor on the line for the 1926 Commodores. He missed 1927, only to return as a standout in 1928-29. One of his best defensive games came against University of Minnesota legendary running back Bronko Nagurski.

Brown also was a standout rightfielder on the Vanderbilt baseball team.



DICK ABERNATHY
END, 1928

Abernathy earned All-America honors as an end in 1928, helping the 'Dores to an 8-2 record.

Abernathy had a key 38-yard touchdown catch that enabled the Commodores to defeat visiting Colgate, 12-7.

A week later in Dallas, Abernathy blocked a punt that was recovered in the end zone which would stand up to be the winning score in the Commodores' 13-12 win over Texas.



BILL SPEARS
QUARTERBACK, 1927

One of Vandy's top offensive players ever, Spears was an acclaimed quarterback for some of McGugin's best Vanderbilt teams. In 1927, he was selected First Team All-America by NEA and Associated Press.

In 1927, he guided the squad to an 8-1-2 record, including a win over Tulane when noted writer Blinky Horn described Spears as "All-World" after a two-touchdown effort.

Spears concluded his career by outgaining the entire Alabama squad in a 14-7 Vanderbilt win.

Spears went on to chair his own law firm. He was a significant contributor to Vanderbilt, serving on the Board of Trust from 1954 until his death in 1992.



HENRY WAKEFIELD
END, 1924

Known as "Hek," Wakefield was a two-way standout for McGugin's Commodores.

In 1924 was named First Team All-America by INS, Lawrence Perry, Outing and Billy Evans publications.

In 1922, Wakefield helped the 'Dores to a 8-0-1 campaign. He was a starter in the inaugural 0-0 game in Dudley Field against Michigan.

Wakefield starred on teams that went 26-5-4.

As injuries mounted in 1924, Wakefield was named captain. He quickly proved worthy of the honor, scoring twice in a win over Auburn, then defeating Georgia Tech with a 37-yard drop-kick field goal.



LYNN BOMAR

END, 1923

A superb blocker and outstanding runner, Bomar was the first great end of the Dan McGugin Era.

Bomar was named All-America by Walter Camp.

Known to fans as the "Blonde Bear," Bomar helped Vanderbilt to "the Championship of the South."

His athletic career ended in 1924 when he suffered a brain hemorrhage following a blow to the chin. Though temporarily in danger, he fully recovered and enjoyed a distinguished law enforcement career.

He was elected to the College Football Hall of Fame in 1956.



JOSH CODY

TACKLE, 1915-16, 1919

Cody is arguably the most decorated player in Vanderbilt team history.

Known as a punishing blocker, Cody is the only Commodore ever to earn All-America honors in three different seasons. The Football Writers Association honored Cody after the 1915, 1916 and 1919 seasons by the Football Writers Association.

Cody was the main ingredient of a powerful offensive line that propelled Vanderbilt to 23 wins in 25 games.

He sparked the McGugin's famous "Point-A-Minute" offense of 1915.

Cody became a successful head coach, serving in that role at Clemson and Temple. Cody was inducted into the Football Hall of Fame in 1970.



"RABBIT" CURRY

BACK, 1916

A legend in team history, Curry was superb on and off the field. Small in stature, Curry's display of talent, heart and leadership was cherished by fans.

Selected as a Third Team All-America in 1916, Curry was a field general at QB who displayed a knack for brilliant runs. The Texan guided the team to a 7-1-1 record in 1916 and directed the famous "Point-A-Minute" squad of 1915. He was also elected junior class president and as the school's prestigious Bachelor of Ugliness by the student body.

Curry's life was cut short. Just two years after graduating, Curry died when his plane was shot down over France in WWI.



LEWIS HARDAGE

BACK, 1912

After transferring from Auburn to enter Dental School, Hardage was part of what observers called the Commodores' fastest backfield.

Hardage starred on tremendous squads. As captain in 1911-12, he helped Vanderbilt go 16-2-1 overall, and outscore their opponents 578-27.

Hardage earned Third Team All-America and All-Southern Conference recognition as a senior.

Hardage dominated several games in 1912, scoring 95 points for the squad that topped the nation in points.

He also was a chief factor in a pair of early season blowouts, 105-0 over Bethel and 100-0 against Maryville.



RAY MORRISON

QUARTERBACK, 1911

When Morrison ended his career in 1911, McGugin called him "the best I ever saw."

More than two decades later, a panel of writers tabbed Morrison as VU's top QB through its first 50 years.

An All-America in 1911, Morrison was a talented player and leader. In his two years, the team went 16-1-1.

He later became a great coach, serving 34 seasons at the collegiate level. While McGugin served in the military during 1918, he was the team's interim coach. When McGugin retired in 1934, Morrison was his handpicked successor.

He was inducted into the College Football Hall of Fame in 1954.



W.E. METZGER

GUARD, 1910

Metzger was Dan McGugin's first great lineman, earning Third Team All-America recognition in 1910.

In 1909, Metzger was a sensation in the backfield, rushing for fourscores to singlehandedly beat Mercer 28-0, before suffering a leg fracture.

In 1910, he moved to the line, anchoring a unit that helped produce a 8-0-1 record. On defense, he assisted a unit that allowed only eight points.

Metzger shared the spotlight with QB Ray Morrison in 1911. He played brilliantly, helping the Commodores to a 8-1 record.



OWSLEY MANIER

BACK, 1906

Joining the team in Dan McGugin's first year on campus, Manier was a three-year starter and a big reason why Vanderbilt became an instant Southern power under McGugin.

As the team's fullback, Manier was named All-America in 1906, becoming the first Commodore so honored.

He was an offensive machine for McGugin's squad, scoring three times against Kentucky and on five occasions in 78-0 victory over Alabama.

Manier was a key factor in the Commodores' 24-1 overall record.

Eventually, Manier returned to academia, and became professor emeritus of clinical medicine at the Vanderbilt School of Medicine.

ALL-TIME BOWLS

All-time Bowl Results



GATOR
1955, Jacksonville, Fla.
Vanderbilt 25
Auburn 13



PEACH
1974, Atlanta, Ga.
Texas Tech 6
Vanderbilt 6



HALL OF FAME
1982, Birmingham, Ala.
Vanderbilt 28
Air Force 36



MUSIC CITY
2008, Nashville, Tenn.
Boston College 14
Vanderbilt 16



LIBERTY
2011, Memphis, Tenn.
Cincinnati 31
Vanderbilt 24



MUSIC CITY
2012, Nashville, Tenn.
N.C. State 24
Vanderbilt 38



BBVA COMPASS
2014, Birmingham, Ala.
Vanderbilt 41
Houston 24

1955 GATOR BOWL

12/31/1955 • Gator Bowl, Jacksonville, Fla.

VANDERBILT 25
AUBURN 13

JACKSONVILLE – Still hurting from a dislocated elbow suffered in the Tennessee game, quarterback Don Orr scored two touchdowns and set up another as the Commodores defeated No. 8-ranked Auburn in the 11th Gator Bowl 25-13.

The Vanderbilt defense provided a huge lift for the Commodores, recovering five fumbles in the victory.

Vanderbilt's first score was set up when Orr recovered an Auburn fumble. Eight plays later, Joe Stephenson ran seven yards for the VU touchdown.

Auburn answered on a 38-yard TD pass from Howell Tubbs to Rob James in the second quarter, but the rest of the game belonged to the Black and Gold. On Vanderbilt's following possession, Orr carried the ball 44 yards to the Tigers' 28. He then passed to Joe Scales, who advanced to the Auburn 4-yard line. On the next play, Orr carried the ball over the line after a fake to fullback Phil King to give Vanderbilt a 13-7 lead at the half.

At the opening of the third quarter, Vanderbilt guard Sonny Tatum recovered an Auburn fumble, and the Commodores marched quickly into scoring position as Orr crossed the goal line for his second touchdown of the day to make the score 19-7. Both teams scored once more in the fourth quarter. Vanderbilt's score came on a one-yard run off right tackle by Charley Horton.

Vanderbilt coach Art Guepe cleared his bench in the final minutes, using 38 of the 39 men dressed for the game. Capitalizing on Auburn's five fumbles and using an ailing quarterback, the Commodores captured its first bowl appearance.

SCORING SUMMARY

TEAM	1	2	3	4	FINAL	RECORD
VANDERBILT	7	6	6	6	25	8-3, 4-3
AUBURN	0	7	0	6	13	8-2-1, 5-1-1

1ST QUARTER: VANDERBILT – Stephenson 7-yd. pass from Orr (Jalufka kick).

2ND QUARTER: AUBURN – James 38-yd. pass from Tubbs (Tubbs kick).

VANDERBILT – Orr 4-run (kick failed).

3RD QUARTER: VANDERBILT – Orr 1-yd. run (kick failed).

4TH QUARTER: VANDERBILT – Horton 1-yd. run (kick failed).

AUBURN – Phillips 7-yd. pass from Cook (kick failed)

VANDY AUBURN

First Downs	15	15
Rush/Pass/Penalty	11-4-0	9-6-0
Rushing Attempts	44	45
Net Rushing Yards	177	159
Passing (Att-Comp-Int)	8-5-1	13-7-0
Net Passing Yards	94	142
Offensive Plays	52	58
Total Net Yards	271	301
Fumbles (Number-Lost)	1-0	5-5
Penalties	5-54	6-59
Interceptions	0-0	1-14
Punts-Yards	4-127	3-87
Punt Average	31.8	29.0
Punt Returns	0-0	2-6
Kickoff Returns	2-36	6-121



RUSHING: VANDERBILT – King 10-33, Horton 13-57, Orr 10-43, Hunt 6-39, Scales 1-3, Morgan 1-6, Tkac 2-(-3), Jabaley 1-(-1). AUBURN – James 9-42, Childress 15-58, Tubbs 11-15, Hoppe 6-33, Shell 2-5, Cooke 2-6.

PASSING: VANDERBILT – Orr 6-4-67-1, Sturm 2-1-27-0.

AUBURN – Tubbs 9-4-101-0, Cooke 3-3-41-0, Burbank 1-0-0.

RECEIVING: VANDERBILT – Scales 2-44, Stephenson 2-23, Brown 1-27.

AUBURN – James 2-51, Childress 1-22, Elliott 2-41, Phillips 2-28.

ALL-TIME BOWLS

1974 PEACH BOWL

12/28/1974 • Fulton Co. Stadium, Atlanta, Ga.

TEXAS TECH 6 VANDERBILT 6

ATLANTA, Ga. – The 1974 Peach Bowl was a game with no champion but two winners, the Commodores and Texas Tech Red Raiders.

Despite the effective rushing of Red Raider tailback Larry Isaac and fullback Cliff Hoskins, the Commodore defense held Texas Tech without points in the first half and entered halftime with a 3-0 lead after Mark Adams kicked a 31-yard field goal with 10 minutes remaining.

Neither team was able to muster much offense in the third quarter, though Texas Tech did tie the score at 3-3 after a drive stalled at the Vanderbilt 16-yard line.

Early in the fourth quarter, the Commodores' freshman lineman Dennis Harrison stopped a deep Texas Tech threat by blocking a Red Raider field goal attempt. The Tech drive started following one of two Vanderbilt turnovers during the game.

After the blocked field goal, the Commodores responded with a possession that ended with Adams' second field goal of the day, a 26-yarder that resulted in a 6-3 Vanderbilt margin. However, Texas Tech tied the game at the 2:00 mark on a 35-yard field goal by Brian Hall. On its final drive, Vanderbilt could not move into scoring range.

The Commodore offense struggled much of the day, with quarterback David Lee hitting just five of 14 attempts. Running back Jamie O'Rourke had 76 rushing yards.

The limited offensive production from both teams resulted in numerous defensive and scoring records being set in the game.

Within hours of the conclusion, Vanderbilt Head Coach Steve Sloan announced he was leaving his position to accept the head coaching job at Texas Tech.

SCORING SUMMARY

TEAM	1	2	3	4	FINAL	RECORD
TEXAS TECH	0	0	3	3	6	6-4-2, 3-4
VANDERBILT	0	3	0	3	6	7-3-2, 2-3-1

2ND QUARTER: VANDERBILT – Adams 31-yard FG.

3RD QUARTER: TEXAS TECH – Hall 26-yard FG.

4TH QUARTER: VANDERBILT – Adams 26-yard FG. TEXAS TECH: Hall 35-yard FG.

	TEXAS TECH	VANDY
First Downs	19	10
Rush/Pass/Penalty	17-2-0	7-3-0
Rushing Attempts	65	41
Net Rushing Yards	306	140
Passes (Att-Comp-Int)	10-3-1	17-5-1
Net Passing Yards	35	60
Total Offensive Plays	75	58
Total Net Yards	341	200
Fumbles (Number-Lost)	3-2	1-1
Penalties	1-14	1-5
Interceptions	1-0	1-41
Punts-Yards	6-215	8-321
Punt Average	35.8	40.1
Punt Returns	0-0	1-26
Kickoff Returns	3-88	3-63

RUSHING: TEXAS TECH – Hoskins 13-116, Isaac 20-101, Garner 9-38, Taylor 8-34, Williams 3-27, Duniven 12-(-10).

VANDERBILT – O'Rourke 17-76, Sadler 8-31, Garcia 4-21, Groves 2-14, Mathers 1-0, Lee 9-(-2).

PASSING: TEXAS TECH – Duniven 8-3-0, 35 yards. Williams 1-0-0, 0 yards. Roberts 1-0-1, 0 yards.

VANDERBILT – Lee 14-5-1, 60 yds. Fisher 3-0-0.



1982 HALL OF FAME BOWL

12/31/1982 • Legion Field, Birmingham, Ala.

VANDERBILT 28 AIR FORCE 36

BIRMINGHAM, Ala. – Without question, the Hall of Fame Bowl was one of college football's most exciting 1982 postseason games.

The game matched one of the nation's most potent aerial attacks featuring Vanderbilt All-SEC quarterback Whit Taylor and one of America's most devastating rushing attacks in the Falcons' vaunted option attack.

Offensively, this game lived up to the hype as 33 Hall of Fame records were broken and another eight were tied in Legion Field. Unfortunately for Vanderbilt, Air Force walked away the winner 36-28 after a remarkable comeback.

For three quarters, Whit Taylor was unstoppable. Connecting with a variety of wide receivers and running backs, Taylor's fourth touchdown pass of the game, a four-yarder to Norman Jordan, gave the Commodores a 28-17 margin entering the fourth quarter. Down by double digits, the Air Force Academy scored rushing touchdowns on three consecutive possessions to take the victory.

Taylor was named the Most Valuable Player, after completing a team-record 38 passes of 51 attempts for 452 yards, which remains as the second highest single-game passing yardage total in Vanderbilt history. Jordan's performance arguably was more remarkable. Though rushing for just four yards, Jordan hauled in 20 receptions for 173 yards and three TDs, breaking five Hall of Fame Bowl records.

SCORING SUMMARY

TEAM	1	2	3	4	FINAL	RECORD
VANDERBILT	7	14	7	0	28	8-4, 4-2
AIR FORCE	7	7	3	19	36	8-5, 4-3

1ST QUARTER: VANDERBILT – Jordan 28-yard pass from Taylor (Anderson kick). AIR FORCE – Louthan 1-yard run (Pavlich kick).

2ND QUARTER: AIR FORCE – Brown 19-yard run (Pavlich kick). VANDERBILT – Roach 15-pass from Taylor (Anderson kick). VANDERBILT – Jordan 4-yard pass from Taylor (Anderson kick).

3RD QUARTER: AIR FORCE – Pavlick 21-yard FG. VANDERBILT – Jordan 4-yard pass from Taylor (Anderson kick).

4TH QUARTER: AIR FORCE – Sundquist 3-yard run (failed). AIR FORCE – Kershner 3-yard run (failed). AIR FORCE – Louthan 46-yard run (Pavlich kick).

	VANDY	AF
First Downs	26	23
Rush/Pass/Penalty	2-20-4	16-6
Rushing Attempts	12	69
Net Rushing Yards	35	331
Passes (Att-Comp-Int)	51-38-3	17-11-0
Net Passing Yards	452	136
Total Offense: #Yards	63-495	86-451
Fumbles (Number-Lost)	2-2	1-0
Penalties	4-39	8-75
Interceptions	0-0	3-19
Punts-Yards	2-65	5-180
Punt Average	32.5	36.0
Kickoff Returns	6-102	4-84
Possession Time	20:42	39:18



RUSHING: VANDERBILT – Taylor 4-(-6), Edwards 5-21, Matthews 1-13, Jordan 1-4, Scott 1-3.

AIR FORCE – Kershner 32-132, Greenwood 4-11, Louthan 16-74, Sundquist 13-64, Brown 4-34.

PASSING: VANDERBILT – Taylor 51-38-3, 452 yards.

AIR FORCE – Louthan 17-11-0, 136 yards.

RECEIVING: VANDERBILT – Perry 3-52, Jordan 20-173, Matthews 2-21, Roach 4-76, Edwards 4-37, Scott 5-93.

AIR FORCE – Greenwood 6-77, Simmons 1-7, Kirby 2-30, Moore 1-16, Brown 1-6.

ALL-TIME BOWLS

2008 MUSIC CITY BOWL

12/31/2008 • LP Field, Nashville, Tenn.

BOSTON COLLEGE 14
VANDERBILT 16

NASHVILLE – Vanderbilt won a bowl game for the first time in exactly 53 years, with Bryant Hahnfeldt kicking a 45-yard field goal with 3:26 left for a 16-14 win over #24 Boston College in the Gaylord Hotels Music City Bowl held on New Year's Eve in Nashville's LP Field.

The Commodores hadn't played in a bowl since 1982 – the SEC's longest drought. The victory gave Vanderbilt (7-6) its first winning season since that season. This is just the fourth time in the past 50 years that Vanderbilt has won seven games in a season.

The Eagles got the ball twice after Hahnfeldt's third field goal. They had to punt the first time, then Vanderbilt DB Myron Lewis picked off a pass with 1:36 left.

Vanderbilt scored its lone touchdown when freshman safety Sean Richardson fell on a Commodore punt that bounced off the knee of BC's Paul Anderson with 10:35 left in the third quarter.

The Commodores played musical chairs at quarterback, giving redshirt freshman Larry Smith his first career start.

Hahnfeldt, a Nashville product playing his final game as a Commodore, matched a single-game career high with the three field goals. The Commodores also forced two interceptions while allowing none.

SCORING SUMMARY

TEAM	1	2	3	4	FINAL	RECORD
BOSTON COLLEGE	0	7	0	7	14	9-5, 5-3
VANDERBILT	6	0	7	3	16	7-6, 4-4

1ST QUARTER: VANDERBILT – Hahnfeldt 42-yd. FG 11:02.

VANDERBILT – Hahnfeldt 26-yd. FG 6:31.

2ND QUARTER: BC – Harris 4-yd. pass from Davis (Aponavicius PAT) 1:27.

3RD QUARTER: VANDERBILT – Richardson 0-yd. fumble recovery (Hahnfeldt PAT), 10:35.

4TH QUARTER: BC – Larmond 55-yd. pass from Davis (Aponavicius PAT) 6:38.
VANDERBILT – Hahnfeldt 45-yd. FG 3:26.

	BC	VANDY
First Downs	17	8
Net Rushing Yards	38-141	36-79
Net Passing Yards	190	121
Passes (Att-Comp-Int)	36-15-2	20-10-0
Total Offense: #-Yards	74-331	56-200
Fumble Returns	0-0	0-0
Punt Returns	5-(-14)	3-14
Kickoff Returns	4-76	2-35
Interceptions	0-0	2-0
Punts (#-Avg)	8-39.8	9-42.6
Fumbles-Lost	3-1	1-0
Penalties-Yards	3-34	0-0
Possession Time	31:08	28:52
3rd Down Conversions	7 of 17	1 of 15
4th Down Conversions	1 of 2	0 of 0
Sacks By: #-Yards	1-3	0-0



RUSHING: BC–Harris 15-68; Haden 17-40; Davis 6-33. VANDERBILT–Chris Nickson 8-57; Larry Smith 10-25; Jared Hawkins 8-13; DJ Moore 1-3; Kennard Reeves 2-2; Jamie Graham 2-(-6); TEAM 4-(-7); Sean Walker 1-(-8).

PASSING: BC–Davis 15-36-2-190. VANDERBILT–Larry Smith 10-17-0-121; Chris Nickson 0-3-0-0.

RECEIVING: BC–Harris 5-25; Purvis 4-29; Robinson 3-40; Larmond 1-55; Jarvis 1-30; Momah 1-11. VANDERBILT–Udom Umoh 3-29; Sean Walker 2-68; Jamie Graham 2-7; George Smith 1-15; Brandon Barden 1-4; Alex Washington 1-(-2).

2011 LIBERTY BOWL

12/31/2011 • Memphis, Tenn., Liberty Bowl

CINCINNATI 31
VANDERBILT 24

MEMPHIS – Isaiah Pead ran for 149 yards and a touchdown, and Ralph David Abernathy IV's 90-yard kickoff return put Cincinnati ahead to stay as the Bearcats edged Vanderbilt 31-24 in the AutoZone Liberty Bowl.

But the 10-3 co-Big East champion Bearcats (10-3) had to work to put away Vanderbilt (6-7), a team that tied for fourth in the SEC's East Division. The Commodores led 21-17 early in the fourth quarter until Abernathy became the first Cincinnati player to return a kickoff for a TD in the program's 13 bowl appearances.

The Commodores, making their fifth bowl appearance and first since 2008, finished the season with a 6-7 record.

Senior quarterback Larry Smith replaced Vanderbilt starter Jordan Rodgers in the third quarter, and he threw for a season-high 142 yards. Smith's biggest completion was a 68-yard scoring toss to Chris Boyd that gave the Commodores for a 21-17 lead early in the fourth quarter. Vanderbilt lost the lead on the ensuing kickoff.

SCORING SUMMARY

TEAM	1	2	3	4	FINAL	RECORD
CINCINNATI	0	14	0	17	31	10-3, 5-2
VANDERBILT	7	0	7	10	24	6-7, 2-6

1ST QUARTER: VANDERBILT – Stacy 7-yd. run (Fowler kick), 7:34.

2ND QUARTER: CINCINNATI – Winn 69-yd. run (Miliano kick), 14:17.

CINCINNATI: McClung 8-yd. pass from Collaros (Miliano kick), :12.

3RD QUARTER: VANDERBILT – Jerron Seymour 5-yd. run (Fowler kick), 3:53.

4TH QUARTER: CINCINNATI – Miliano 44-yd. FG, 14:41.

VANDERBILT – Boyd 68-yd. pass from Smith (Fowler kick), 14:03.

CINCINNATI – Abernathy 90-yd. KO return (Miliano kick), 13:51.

CINCINNATI – Pead 12-yd. run (Miliano kick), 1:52.

VANDERBILT – Fowler 35-yd. FG, :24.

	CIN	VANDY
FIRST DOWNS	20	14
RUSHING YARDS	44-221	36-127
PASSING YARDS	80	168
PASSES ATT-COMP-INT	29-12-2	34-12-2
TOTAL OFFENSE (#-YARDS)	73-301	70-295
PUNT RETURNS-YARDS	2-(-1)	3-22
KO RETURNS-YARDS	2-120	6-102
INT RETURNS-YARDS	2-17	2-11
PUNTS (NUMBER-AVG)	7-42.9	8-42.2
FUMBLES-LOST	3-0	2-1
PENALTIES-YARDS	5-55	6-39
POSSESSION TIME	30:37	29:14
3RD DOWN CONVERSIONS	4 OF 15	6 OF 19
4TH DOWN CONVERSIONS	0 OF 0	1 OF 2
RED-ZONE SCORES	2-3	3-3
SACKS BY: #-YARDS	2-7	3-15



RUSHING: CINCINNATI – Pead 28-149; Winn 6-78; McClung 1-4; team 1-(-2); Collaros 8-(-8). VANDERBILT – Zac Stacy 18-57; Jordan Rodgers 9-33; Richard Kent 1-17; Larry Smith 5-17; Jerron Seymour 2-5; team 1-(-2).

PASSING: CINCINNATI – Collaros 12-29-2-80. VANDERBILT – Larry Smith 8-19-1-142; Jordan Rodgers 4-14-1-26; Zac Stacy 0-1-0-0.

RECEIVING: CINCINNATI – A. Robinson 4-16; Kelce 3-29; Pead 3-15; Chisum 1-12; McClung 1-8. VANDERBILT – Jordan Matthews 4-56; Brandon Barden 3-20; Chris Boyd 2-69; Zac Stacy 2-11; Wesley Tate 1-12.

ALL-TIME BOWLS

2012 MUSIC CITY BOWL

12/31/2012 • Nashville, Tenn., LP Field

**N.C. STATE 24
VANDERBILT 38**

NASHVILLE – Vanderbilt is winning like the Commodores haven't in nearly a century. After capturing the Franklin American Mortgage Music City Bowl, Head Coach James Franklin says everyone better get used to it.

Jordan Rodgers threw two touchdown passes and ran for another score as the Commodores capped their best season since 1915 by defeating North Carolina State 38-24 in Nashville's LP Field.

"We're not going anywhere," a smiling and teary Franklin said. The Commodores finished 9-4 for their best record since going 9-1 in 1915. It marks only the third time the smallest and only private university in the SEC has won as many as nine games in a season.

Vandy closed the season with seven straight wins for its longest streak since an eight-game run in 1948.

Senior Zac Stacy earned the bowl's MVP honors with 108 rushing yards and one touchdowns.

SCORING SUMMARY

TEAM	1	2	3	4	FINAL	RECORD
N.C. STATE	0	14	0	10	24	7-6, 4-4
VANDERBILT	7	21	3	7	38	9-4, 5-3

FIRST QUARTER: VANDERBILT – Boyd 5-yd. pass from Rodgers (Spear kick), 9:51.

SECOND QUARTER: VANDERBILT – Stacy 6-yd. run (Fowler kick), 10:08.

NCSTATE – Creecy 1-yd. run (Sade kick), 1:46. VANDERBILT – Tate 7-yd. run (Spear kick), 3:47. NCSTATE – Palmer 94-yd. KO return (Sade kick), 3:35. VANDERBILT – Matthews 18-yd. pass from Rodgers (Fowler kick), 0:41.

THIRD QUARTER: VANDY – Spear 30-yd. FG, 9:39.

FOURTH QUARTER: NCSTATE – Sade 24-yd. FG, 14:56. VANDERBILT – Rodgers 15-yd. run (Spear kick), 5:11. NCSTATE – Smith 19-yd. pass from Glennon (Sade kick), 2:06.

NCSTATE VANDY

First Downs	24	17
Rushing Yards	25-41	41-117
Passing Yards	383	108
Passes Att-Comp-Int	53-35-3	27-16-0
Total Offense (#-Yards)	78-424	68-225
Fumble Returns-Yards	0-0	0-0
Punt Returns-Yards	3-15	1-15
KO Returns-Yards	7-24.7	3-35.0
INT Returns-Yards	0-0	3-77
Punts (Number-Avg)	3-30.3	5-46.2
Fumbles-Lost	6-2	0-0
Penalties-Yards	9-90	2-10
Possession Time	27:04	32:56
3rd Down Conversions	13 of 19	3 of 14
4th Down Conversions	0 of 1	3 of 4
Red-Zone Scores	3-3	6-6
Sacks By: #-Yards	1-6	3-20



RUSHING: NC STATE – Creecy 9-43; Thornton 12-39; Glennon 3-(-20).

VANDERBILT – Zac Stacy 25-107; Wesley Tate 9-14; Jordan Rodgers 4-6; Brian Kimbrow 1-(-2); Jordan Matthews 1-(-4), team 1-(-4).

PASSING: NC STATE – Glennon 35-53-3-383; VANDERBILT – J. Rodgers 16-25-0-108; Austyn Carta-Samuels 0-1-0, Z. Stacy 0-1-0.

RECEIVING: NC STATE – Palmer 8-111; Creecy 6-50; Thornton 5-41; Smith 3-50; Payton 3-37; Carter 3-34; Talbert 3-29; Watson 2-21; Winkles 1-5; Underwood 1-5. VANDERBILT – J. Matthews 7-61; Chris Boyd 4-18; W. Tate 2-10; Steven Scheu 2-7; Z. Stacy 1-12.

2014 BBVA COMPASS BOWL

1/4/2014 • Birmingham, Ala., Legion Field

**HOUSTON 24
VANDERBILT 41**

BIRMINGHAM, Ala. – Patton Robinette threw two 50-yard touchdown passes to MVP Jordan Matthews, leading Vanderbilt to a 41-24 victory over Houston in the BBVA Compass Bowl.

Robinette, starting after senior Austyn Carta-Samuels had season-ending surgery to repair a torn ACL in his left knee, also had an 8-yard scoring run as Vanderbilt built a 24-0 lead in the first half.

After Houston pulled even by scoring 24 points in the third quarter, Vanderbilt reclaimed the lead on Brian Kimbrow's 21-yard touchdown run. It was the start of 17 fourth-quarter points for the Commodores.

"The thing that's probably the most exciting to me is there is a culture of winning at Vanderbilt," Coach James Franklin said. "These guys know how to win."

Vanderbilt (9-4) closed the season with five straight wins. The 'Dores played in three straight bowl games under Franklin -- a first for the program -- and completed their first back-to-back nine-win seasons.

SCORING SUMMARY

TEAM	1	2	3	4	FINAL	RECORD
VANDERBILT	14	10	0	17	41	9-4, 4-4
HOUSTON	0	0	24	0	24	8-5, 5-3

1ST QUARTER: VANDERBILT: Matthews 50-yd. pass from Robinette (C. Spear kick) 4-73, 2:01. VANDERBILT: Robinette 8-yd. run (Spear kick) 4-16, 1:56.

2ND QUARTER: VANDERBILT: Spear 24-yd. FG, 7-44, 2:51.

VANDERBILT: Matthews 50-yd. pass from Robinette (Spear kick) 4-73.1:54.

3RD QUARTER: HOUSTON: Farrow 6-yd. rush (Bullard kick) 1-6, 0:05.

HOUSTON: Ambles 6-yd. pass from O'Korn (Bullard kick) 6-86, 1:28.

HOUSTON: Bullard 30-yd. FG 5-67, 1:20.

HOUSTON: Greenberry 67-yd. pass from O'Korn (Bullard kick) 3-83, 0:56.

4TH QUARTER: VANDERBILT: Kimbrow 21-yd. run (Spear kick) 7-82, 3:28.

VANDERBILT: Spear 35-yd. FG 4-(-1), 2:24.

VANDERBILT: Seymour 2-yd. run (Spear kick) 2-2, 0:54.

VANDY UH

First Downs	14	12
Net Rushing	52-211	27-146
Passing Yards	154	238
Passes Att-Comp-Int	19-6-2	49-21-2
Total Offense #-Yards	71-365	76-384
Punt Returns-Yards	4-18	2-6
Kickoff Returns-Yards	3-62	5-143
INT Returns-Yards	2-54	2-(-4)
Punts (#-Avg)	10-45.8	10-43.4
Fumbles-Lost	3-1	2-1
Penalties-Yards	2-10	8-72
Possession Time	35:41	24:19
3rd-Down Conversions	2 of 17	1 of 17
4th-Down Conversions	1-1	1-3
Red-Zone Offense	4-4	3-4
QB Sacks: #-Yards	4-20	1-4



RUSHING: VANDY – Jerron Seymour 20-89-1; Brian Kimbrow 13-75-1;

Patton Robinette 15-37-1; Jordan Matthews 1-8; Wesley Tate 3-2.

HOUSTON – Spencer 3-69; O'Korn, 7-38; Farrow 8-28-1; Brooks 2-8; Jackson 2-6; Ward Jr., 5-(-3).

PASSING: VANDY – Robinette 6-19-2-154.

HOUSTON – O'Korn 20-47-2-228; Ward 1-2-0-10.

RECEIVING: VANDY – Matthews 5-143-2, Jonathan Krause 1-11.

HOUSTON – Ambles 6-105-1; Greenberry 6-96-1; Jackson 2-26; Ayers 2-13; Spence 2-4; Harper 1-(-2); Ward 1-(-2); McDuffey 1-(-3).

COMMODORES IN THE NFL



St. Louis running back Zac Stacy

COMMODORES ACTIVE ON NFL ROSTERS

PLAYER	TEAM	NFL EXP	PLAYER	TEAM	NFL EXP
Brandon Barden, TE	Jacksonville	3rd	Walker May, DE	Atlanta	Rookie
Steven Clarke, CB	Miami	Rookie	Jordan Matthews, WR	Philadelphia	Rookie
Jay Cutler, QB	Chicago	9th	D.J. Moore, CB	Tampa Bay	6th
Tim Fugger, LB	N.Y. Jets	3rd	Sean Richardson, safety	Green Bay	3rd
Andre Hal, CB	Houston	Rookie	Ryan Seymour, OL	San Francisco	2nd
Casey Hayward, CB	Green Bay	3rd	Carey Spear, PK	Philadelphia	Rookie
Wesley Johnson, OL	Pittsburgh	Rookie	Zac Stacy, RB	St. Louis	2nd
Jonathan Krause, WR	Cleveland	Rookie	Thomas Welch, OT	New Orleans	5th
Kenny Ladler, safety	Buffalo	Rookie	Chris Williams, OG	Buffalo	7th

ALL-TIME VANDERBILT PLAYERS SELECTED IN THE NFL DRAFT

Year	Rd.	Pick	Player (Position)	NFL Team	Year	Rd.	Pick	Player (Position)	NFL Team	Year	Rd.	Pick	Player (Position)	NFL Team
2014	2	42	Jordan Matthews (WR)	Philadelphia	1956	1	11	Charley Horton (B)	Los Angeles (Rams)	1956	12	137	Tommy Harkins (E)	Philadelphia
	5	173	Wesley Johnson (OT)	Pittsburgh	1982	6	143	Ken Hammond (OG)	Dallas	20	230	Joe Stephenson (E)	Detroit	
	7	216	Andre Hal (CB)	Houston		8	204	Van Heflin (TE)	Cleveland (Browns)	26	311	Don Orr (B)	Chicago	
2013	5	160	Zac Stacy (RB)	St. Louis	1980	6	160	Preston Brown (WR)	New England	29	346	Billy Krietemeyer (B)	Chicago	
	7	220	Ryan Seymour (OG)	Seattle		9	233	Frank Mordica (RB)	New Orleans	29	349	John Battos (E)	Cleveland (Browns)	
2012	2	62	Casey Hayward (CB)	Green Bay	12	308	Mike Wright (QB)	Cincinnati	1955	8	94	Herman Watson (OT)	Philadelphia	
	7	214	Tim Fugger (DE)	Indianapolis	1979	10	270	Martin Cox (WR)	New England	15	172	Charley Horton (B)	Washington	
2010	3	67	Myron Lewis (CB)	Tampa Bay	12	322	Ed Smith (LB)	Pittsburgh	19	225	Terry Fails (E)	Philadelphia		
	7	208	Thomas Welch (OT)	New England	1978	4	92	Dennis Harrison (DT)	Philadelphia	1953	10	120	Mick Lakos (B)	Los Angeles (Rams)
2009	4	119	D.J. Moore (CB)	Chicago	1976	7	194	Jay Chesley (DB)	San Francisco	1952	1	1	Bill Wade (OB)	Los Angeles (Rams)
2008	1	14	Chris Williams (OT)	Chicago	7	209	Barry Burton (TE)	Pittsburgh	24	283	Ted Kirkland (E)	Washington		
	3	70	Earl Bennett (WR)	Chicago	17	471	Steve Curnutte (DB)	N.Y. Giants	24	285	Bob Werckle (T)	Detroit		
	5	164	Jonathan Goff (LB)	N.Y. Giants	1975	14	346	Gene Moshier (OG)	Kansas City	1951	2	24	Herb Rich (B)	Los Angeles (Rams)
2006	1	11	Jay Cutler (QB)	Denver	1974	5	118	Mark Ilgenfritz (DE)	Cleveland (Browns)	2	26	Bucky Curtis (E)	Cleveland (Browns)	
2005	6	189	Jovan Haye (DE)	Carolina	5	129	Doug Nettles (DB)	Baltimore (Colts)	10	115	Ken Cooper (G)	Chicago (Cardinals)		
	6	197	Justin Geisinger (OT)	Buffalo	1973	7	172	Rod Freeman (TE)	N.Y. Giants	1950	6	67	Herb Rich (B)	Baltimore (Colts)
2003	5	166	Hunter Hillenmeyer (LB)	Green Bay	1973	10	245	Ken Stone (DB)	Washington	26	332	Carl Copp (T)	N.Y. Giants	
2001	2	47	Jamie Winborn (LB)	San Francisco	15	387	Dave Leffers (C)	Oakland	1949	10	99	Lee Nalley (B)	Chicago	
	4	102	Matt Stewart (LB)	Atlanta	1971	8	192	Karl Weiss (OT)	Chicago	15	143	Ken Cooper (G)	Green Bay	
	5	160	John Markham (PK)	N.Y. Giants	1970	2	27	Bob Asher (OT)	Dallas	15	151	Carl Copp (T)	Philadelphia	
	6	196	Jimmy Williams (DB)	Buffalo	6	153	Pat Toomay (DE)	Dallas	17	162	Zealand Thigpen (B)	Detroit		
1999	2	47	Fred Vinson (DB)	Green Bay	1969	3	71	Chip Healy (LB)	St. Louis (Cardinals)	1947	4	24	Charley Hoover (C)	Detroit
1998	2	33	Corey Chavous (DB)	Arizona	1968	3	56	Gary Davis (QB)	Cincinnati	8	61	Alf Satterfield (T)	Philadelphia	
	3	84	Jamie Duncan (LB)	Tampa Bay	6	144	Bob Goodridge (WR)	Minnesota	21	189	Fred Hamilton (T)	Pittsburgh		
	5	135	Antony Jordan (LB)	Indianapolis	1966	5	70	Dick Lemay (OT)	Washington	23	209	Binks Bushmaier (B)	Pittsburgh	
1996	2	45	James Manley (DT)	Minnesota	1965	15	202	Bennett Baldwin (RB)	Washington	1945	6	51	Johnny North (E)	Washington
1992	3	77	Corey Harris (WR/DB)	Houston (Oilers)	17	230	Gary Hart (E)	Washington	31	320	Bob Cummings (C)	Washington		
1990	4	98	DeMond Winston (LB)	New Orleans	1963	20	275	Steve Shaw (B)	Cleveland (Browns)	1944	12	117	J.P. Moore (B)	Chicago
	12	312	John Gromos (QB)	Seattle	1961	15	207	Cody Binkley (C)	N.Y. Giants	1943	1	10	Jack Jenkins (B)	Washington
1988	5	120	Chris Gaines (LB)	St. Louis (Cardinals)	1960	1	5	Tom Moore (RB)	Green Bay	1942	14	130	Bob Gude (C)	Chicago
	12	307	Carl Parker (WR)	Cincinnati	1959	3	27	Jimmy Butler (B)	St. Louis (Cardinals)	1941	20	190	Ed Hiestand (E)	Washington
1986	1	20	Will Wolford (OT)	Buffalo	6	63	Tom Redmond (OT)	St. Louis (Cardinals)	1940	16	149	Ray Andrus (B)	Green Bay	
	8	203	Jim Popp (TE)	San Francisco	7	77	Ben Donnell (C)	Detroit	1938	5	33	Ed Merlin (G)	Brooklyn (Dodgers)	
	12	309	Steve Wade (DT)	Indianapolis (Colts)	8	90	Lew Akin (E)	San Francisco	11	92	Carl Hinkle (C)	Philadelphia		
1985	2	50	Chuck Scott (WR/TE)	Los Angeles (Rams)	23	272	George Deiderich (OG)	Los Angeles (Rams)	1937	3	28	Dick Plasman (B)	Chicago	
	8	212	Rob Monaco (OG)	St. Louis (Cardinals)	25	295	Ron Miller (E)	Pittsburgh						
	11	298	Ricky Anderson (K)	St. Louis (Cardinals)	1958	1	12	Phil King (B)	N.Y. Giants					
	12	324	Karl Jordan (LB)	Dallas	6	69	Bob Taylor (E)	Baltimore (Colts)						
1984	1	8	Leonard Coleman (DB)	Baltimore (Colts)	24	279	Eric Soesbe (OT)	St. Louis (Cardinals)						
	3	^	Steve Bearden (DE)	Buffalo	1957	24	287	Joe Scales (B)	Detroit					
1983	5	119	Jim Arnold (P)	Kansas City	26	307	Bob Swann (OT)	Pittsburgh						

^ Supplementary Draft

Note: Players listed in bold print were 1st round selections.

COMMODORES IN THE NFL

SAM AGEE.....**HB**
Chicago Cardinals.....1938-39

JIM ARNOLD.....**P**
Kansas City Chiefs.....1983-85
Detroit Lions.....1986-93
Miami Dolphins.....1994

BOB ASHER.....**OT**
Dallas Cowboys.....1970
Chicago Bears.....1972-75

AINSLY BATTLES.....**DB**
Pittsburgh Steelers.....2000-01, 2004
Jacksonville Jaguars.....2002-03

EARL BENNETT.....**WR**
Chicago Bears.....2008-13

LYNN BOMAR.....**End**
New York Giants.....1925-26

BRANDON BARDEN.....**TE**
Tennessee Titans.....2012
Jacksonville Jaguars.....2013-current

KEVIN BROTHEN.....**OC**
Miami Dolphins.....1994-95

PRESTON BROWN.....**WR**
New England Patriots.....1980-82
N.Y. Jets-Cleveland.....1983-84

TIM BRYANT.....**LB**
Minnesota Vikings.....1987

MARCUS BUGGS.....**LB**
Buffalo Bills.....2008-09

WAMON BUGGS.....**WR**
Green Bay Packers.....1982

COREY CHAVOUS.....**DB**
Arizona Cardinals.....1998-2001
Minnesota Vikings.....2002-2005
St. Louis Rams.....2006-08

LEONARD COLEMAN.....**DB**
Indianapolis Colts.....1985-87
San Diego Chargers.....1988-89

GERALD COLLINS.....**LB**
Cincinnati Bengals.....1995

KEN COOPER.....**OL**
Baltimore Colts.....1949-50

JAY CUTLER.....**QB**
Denver Broncos.....2006-08
Chicago Bears.....2009-current

ALLEN DEGRAFFENREID.....**OT**
Arizona Cardinals.....1997-98
Denver Broncos.....1999-2001

BEN DONNELL.....**DE**
Los Angeles Chargers.....1960

JAMIE DUNCAN.....**LB**
Tampa Bay Bucs.....1998-2001
St. Louis Rams.....2002-2003
Atlanta Falcons.....2004-06

CHRIS GAINES.....**LB**
Miami-Phoenix.....1988
Tampa Bay Bucs.....1989

CURTIS GATEWOOD.....**LB**
Kansas City Chiefs.....2008-09

Washington Redskins.....2009-10
Arizona Cardinals.....2010-11

JUSTIN GEISINGER.....**OG**
Buffalo Bills.....2005
Tennessee Titans.....2006
Washington Redskins.....2007-08
Carolina Panthers.....2008

JONATHAN GOFF.....**LB**
New York Giants.....2008-11
Washington Redskins.....2012

BOB GOODRIDGE.....**WR**
Minnesota Vikings.....1968

HENRY GUDE.....**OG**
Chicago Bears.....1942
Philadelphia Eagles.....1946

COREY HARRIS.....**DB**
Houston Oilers.....1992
Green Bay Packers.....1993-94
Seattle Seahawks.....1995-96
Miami Dolphins.....1997
Baltimore Ravens.....1998-01
Detroit Lions.....2002-03

DENNIS HARRISON.....**DE**
Philadelphia Eagles.....1978-84
Los Angeles Rams.....1985
San Francisco 49ers.....1986
Atlanta Falcons.....1986-87

JOVAN HAYE.....**DT**
Carolina Panthers.....2005
Tampa Bay Bucs.....2006-08, 2011
Tennessee Titans.....2009-10

LARRY HAYES.....**LB**
New York Giants.....1961
Los Angeles Rams.....1962-63

CASEY HAYWARD.....**DB**
Green Bay Packers.....2012-current

CHIP HEALY.....**LB**
St. Louis Cardinals.....1962-63

ALAN HERLINE.....**P**
New England Patriots.....1987

HUNTER HILLENMEYER.....**LB**
Chicago Bears.....2003-10

ROY HUGGINS.....**HB**
Los Angeles Rams.....1944

MARK ILGENFRITZ.....**DE**
Cleveland Browns.....1974

JACK JENKINS.....**HB**
Washington Redskins.....1943, 1946-47

RUSHEN JONES.....**DB**
Minnesota Vikings.....2003-05

ANTONY JORDAN.....**LB**
Indianapolis Colts.....1998-99
Atlanta Falcons.....2000

PHIL KING.....**HB**
New York Giants.....1958-63
Pittsburgh Steelers.....1964
Minnesota Vikings.....1965-66

RESHARD LANGFORD.....**DB**
Kansas City Chiefs.....2010-11

CHARLIE LEYENDECKER.....**OT**
Philadelphia Eagles.....1933

MYRON LEWIS.....**DB**
Tampa Bay Bucs.....2010-12

JAMES MANLEY.....**DT**
Seattle Seahawks.....1995-96
Seattle-St. Louis-Minnesota.....1996
Miami-Baltimore (Colts).....1997-98

ALLAMA MATTHEWS.....**TE**
Atlanta Falcons.....1983-85

ROB MONACO.....**OT**
St. Louis Cardinals.....1985

D.J. MOORE.....**DB**
Chicago Bears.....2009-13
Tampa Bay Bucs.....Current

J.P. MOORE.....**HB**
Chicago Cardinals.....1944

TOM MOORE.....**HB**
Green Bay Packers.....1960-65
Los Angeles Rams.....1966
Atlanta Falcons.....1967

DOUG NETTLES.....**DB**
Baltimore Colts.....1974-79
New York Giants.....1980

JOHN NORTH.....**End**
Baltimore Colts.....1948-50
New Orleans (Head Coach)....1973-75

DON ORR.....**QB**
Chicago Bears.....1956

CARL PARKER.....**WR**
Cincinnati Bengals.....1988-89

JIM PEEBLES.....**End**
Washington Redskins.....1946-49, '51

DICK PLASMAN.....**End**
Chicago Bears.....1937-41, 1944, 1946-47

SHELTON QUARLES.....**LB**
Tampa Bay Bucs.....1997-2006

BUFORD (BABY) RAY.....**OT**
Green Bay Packers.....1938-48

TOM REDMOND.....**DE**
St. Louis Cardinals.....1960-65

HERB RICH.....**HB**
Baltimore Colts.....1950
Los Angeles Rams.....1951-53
New York Giants.....1954-56

SEAN RICHARDSON.....**DB**
Green Bay Packers.....2012-current

PAT SAINDON.....**OG**
New Orleans Saints.....1986
Atlanta Falcons.....1987

ALF SATTERFIELD.....**OT**
San Francisco 49ers.....1947

CHUCK SCOTT.....**TE/WR**
Los Angeles Rams.....1985-86;
Dallas Cowboys.....1987

RYAN SEYMOUR.....**OL**
Seattle Seahawks.....2013
San Francisco 49ers.....2013-current

ED SMITH.....**LB**
Baltimore Colts.....1980-81

ZAC STACY.....**RB**
St. Louis Rams.....2013-current

MATT STEWART.....**LB**
Atlanta Falcons.....2001-2004
Cleveland Browns.....2005-2007
Arizona Cardinals.....2008

KEN STONE.....**DB**
Buffalo Bills.....1973
Washington Redskins.....1973-75
Tampa Bay Bucs.....1976
St. Louis Cardinals.....1977-80

PAT TOOMAY.....**DE**
Dallas Cowboys.....1970-74
Buffalo Bills.....1975
Tampa Bay Bucs.....1976
Oakland Raiders.....1977-79

ERIC VANCE.....**DB**
Tampa Bay Bucs.....1998-2002

FRED VINSON.....**DB**
Green Bay Packers.....1999
Seattle Seahawks.....2000

BILL WADE.....**QB**
Los Angeles Rams.....1954-60
Chicago Bears.....1961-66

THOMAS WELCH.....**OG/OT**
N. England-Minnesota-St. Louis..2010-11
Philadelphia-Buffalo.....2012-13
New Orleans Saints.....current

CHRIS WILLIAMS.....**OG/OT**
Chicago Bears.....2008-11
St. Louis Rams.....2012-13
Buffalo Bills.....current

JIMMY WILLIAMS.....**DB**
San Francisco 49ers.....2001-2004
Seattle Seahawks.....2005-06
Houston Texans.....2008

BRENARD WILSON.....**DB**
Philadelphia Eagles.....1979-86

JAMIE WINBORN.....**LB**
San Francisco 49ers.....2001-2004
Jacksonville-Tampa Bay.....2005-06
Denver Broncos.....2007-08
Tennessee Titans.....2009-10

DEMOND WINSTON.....**LB**
New Orleans Saints.....1990-94

WILL WOLFORD.....**OT**
Buffalo Bills.....1986-92
Indianapolis Colts.....1993-95
Pittsburgh Steelers.....1996-98

CARL WOODS.....**HB**
New England Patriots.....1987

TODD YODER.....**TE**
Tampa Bay Bucs.....2000-2003
Jacksonville Jaguars.....2004-2005
Washington Redskins.....2006-10

GLENN YOUNG.....**DE**
St. Louis Rams.....1998-2000

HONORS, RECOGNITION

SEC COACHES' ALL-SEC RECIPIENTS

FIRST TEAM

2013	Kenny Ladler	S
2013	Jordan Matthews	WR
2012	Jordan Matthews	WR
2008	D.J. Moore	CB
2007	Earl Bennett	WR
2007	Chris Williams	OT
2005	Earl Bennett	WR
2005	Jay Cutler	QB
2005	Moses Osemwegie	LB
2004	Moses Osemwegie	LB
2002	Hunter Hillenmeyer	LB
2000	Jamie Winborn	LB
1999	Jamie Winborn	LB
1997	Corey Chavous	CB
1997	Jamie Duncan	LB
1996	Jamie Duncan	LB
1996	Bill Marinangel	P
1991	Corey Harris	RB
1990	David Lawrence	P
1988	Boo Mitchell	WR
1987	Chris Gaines	LB
1985	Jim Popp	TE
1985	Will Wolford	OT
1984	Ricky Anderson	P
1984	Kurt Page	QB
1984	Jim Popp	TE
1984	Chuck Scott	FL

SECOND TEAM

2013	Andre Hal	CB
2013	Wesley Johnson	OT
2012	Richard Kent	P
2012	Zac Stacy	RB
2011	Tim Fugger	DE
2011	Casey Hayward	CB
2011	Chris Marve	LB
2011	Zac Stacy	RB
2010	Casey Hayward	CB
2010	Chris Marve	LB
2009	Myron Lewis	CB
2009	Chris Marve	LB
2009	Brett Upson	P
2008	Patrick Benoist	LB
2007	Jonathan Goff	LB
2007	D.J. Moore	CB
2006	Earl Bennett	WR
2006	Jonathan Goff	LB
2006	Chris Williams	OT
2005	Dustin Dunning	TE
2005	Brian Stamper	OT
2004	Justin Geisinger	OT
2003	Jovan Haye	DE
2002	Dan Stricker	WR
2001	Pat Green	OT
2001	Dan Stricker	WR
2001	Lew Thomas	RB
2000	Elliott Carson	TE
2000	Brian Gruber	OT
2000	Dan Stricker	WR
1999	Ainsley Battles	S
1999	Elliott Carson	TE
1998	Jamie Winborn	LB
1997	Carlton Hall	LB
1995	James Manley	DT
1995	Bill Marinangel	P
1993	Ryan Bell	G
1993	Alan Young	DE
1992	Pat Akos	TE
1992	Jeff Brothers	S
1992	Gary Rogers	DE

ALL-FRESHMAN

2013	Andrew Jelks	OL
2010	Wesley Johnson	OL
2010	Kenny Ladler	S
2010	Walker May	DL
2009	Ryan Fowler	PK

2009	Warren Norman	RB/RS
2009	Ryan Seymour	OL
2008	Brandon Barden	TE
2008	Kyle Fischer	OL
2008	T.J. Greenstone	DT
2008	Chris Marve	LB
2006	D.J. Moore	CB
2005	Earl Bennett	WR
2005	Bryant Hahnfeldt	P
2005	Reshard Langford	S
2004	Hamilton Holliday	C
2004	Jonathan Goff	LB
2003	Tom Sorensen	C
2003	Brian Stamper	OT
2003	Marlon White	WR
2002	Jay Cutler	QB
2002	Kwane Doster	TB/RS
2002	Greg Johnson	P
2002	Moses Osemwegie	LB
2002	Mac Pyle	OG
2001	Pat Brunner	IB
2001	Justin Geisinger	OT
2001	Lorenzo Parker	CB
1999	Rushen Jones	CB
1998	Doyle Crosby	DE
1998	Nezih Hasanoglu	WR
1998	Jamie Winborn	LB
1997	Ryan Aulds	NG
1997	Jared McGrath	RB
1997	Jimmy Williams	RB
1996	Todd Yoder	WR
1994	Will Jacobs	OT
1994	Jay Stallworth	DT
1994	Corey Chavous	DB
1994	Matt Anderson	DB
1993	Eric Vance	DB
1992	Owen Neil	OT
1992	Royce Love	FB
1991	Richard Saenz	OT
1990	Shelton Quarles	LB
1990	Robert Davis	DB
1990	Aaron Smith	DB
1989	Clarence Sevellian	WR
1989	Mike Gandolfo	DL
1989	Alan Young	LB
1989	Chris Donnelly	DB
1989	David Lawrence	P
1988	Bobby Craycraft	OT
1988	Rod Keith	DL
1988	Bill Fitzpatrick	DB
1987	Cedric Moore	DL
1986	Burr Seaver	OT
1986	DeMond Winston	DL
1986	Torrey Price	DB

ASSOCIATED PRESS ALL-SEC RECIPIENTS

FIRST TEAM

2013	Wesley Johnson	OT
2013	Jordan Matthews	WR
2012	Jordan Matthews	WR
2008	D.J. Moore	CB
2007	Earl Bennett	WR
2007	D.J. Moore	CB
2007	Chris Williams	OT
2006	Earl Bennett	WR
2005	Jay Cutler	QB
2005	Moses Osemwegie	LB
2004	Moses Osemwegie	LB
1999	Jeff Barnett	C
1999	Jamie Winborn	LB
1997	Corey Chavous	CB
1997	Jamie Duncan	LB
1996	Jamie Duncan	LB
1996	Bill Marinangel	P
1995	James Manley	DT
1994	Gerald Collins	LB
1992	Pat Akos	TE
1992	Jeff Brothers	S
1991	Corey Harris	RB

1990	David Lawrence	P
1988	Boo Mitchell	WR
1987	Chris Gaines	LB
1986	Carl Parker	TE
1985	Jim Popp	TE
1985	Will Wolford	OT
1984	Ricky Anderson	P
1984	Jim Popp	TE
1984	Chuck Scott	FL
1983	Steve Bearden	DE
1983	Leonard Coleman	CB
1983	Chuck Scott	TE
1982	Jim Arnold	P
1982	Allama Matthews	TE
1982	Whit Taylor	QB
1981	Jim Arnold	P
1981	Wamon Buggs	WR
1981	Ken Hammond	G
1980	Jim Arnold	P
1979	Preston Brown	FL
1977	Martin Cox	WR
1977	Ed Smith	LB
1975	Barry Burton	TE
1975	Jay Chesley	DB
1974	Mark Adams	K
1974	Barry Burton	TE
1974	Jay Chesley	DB
1974	Gene Moshier	G
1973	Hawkins Golden	K
1972	Ken Stone	DB
1970	Steve Smith	P
1969	Bob Asher	OT
1967	Bob Goodridge	WR
1959	Tom Moore	B
1958	George Deiderich	G
1955	Charley Horton	B
1954	Bobby Goodall	G
1951	Bill Wade	B
1951	Bob Werckle	T
1950	Bucky Curtis	E
1948	John Clark	C
1942	Jack Jenkins	B
1941	Bob Gude	C
1941	Jack Jenkins	B
1940	Bob Gude	C
1937	Carl Hinkle	C
1935	Willie Geny	E

SECOND TEAM

2013	Andre Hal	CB
2013	Kenny Ladler	S
2012	Andre Hal	CB
2012	Carey Spear	PK
2011	Casey Hayward	CB
2011	Chris Marve	LB
2011	Zac Stacy	RB
2010	Brandon Barden	TE
2010	Casey Hayward	CB
2009	Myron Lewis	CB
2009	Warren Norman	RS
2008	Myron Lewis	CB
2008	Patrick Benoist	LB
2007	Jonathan Goff	LB
2005	Earl Bennett	WR
2005	Dustin Dunning	TE
2002	Hunter Hillenmeyer	LB
2002	Dan Stricker	WR
2001	Dan Stricker	WR
2000	Jamie Winborn	LB
2000	Dan Stricker	WR
1999	Ainsley Battles	S
1999	Elliott Carson	TE
1998	Jimmy Williams	CB
1998	Jamie Winborn	LB
1997	Carlton Hall	LB
1995	Bill Marinangel	P
1994	Jermaine Johnson	RB
1993	Ryan Bell	G
1993	Alan Young	DE
1992	Gary Rogers	DE
1991	Pat Akos	TE

1991	Kevin Brothen	C
1991	David Lawrence	P
1990	Kevin Brothen	C
1990	Rod Keith	DE
1989	Demond Winston	LB
1988	Eric Jones	QB
1987	Daryl Holt	C
1987	Carl Parker	FL
1984	Karl Jordan	DT
1984	Rob Monaco	OT
1984	Manuel Young	DB
1983	Keith Edwards	FB
1982	Steve Bearden	DE
1982	Manuel Young	DB
1981	Steve Bearden	DE
1981	Loie Hudgins	G
1981	Whit Taylor	QB
1980	Andrew Coleman	LB
1980	Ken Hammond	G
1979	Jim Arnold	P
1979	Frank Mordica	RB
1978	Martin Cox	WR
1978	Frank Mordica	RB
1978	Randy Sittason	LB
1978	Tommy Woodroof	OT
1977	Brenard Wilson	S
1976	Brenard Wilson	S
1975	Mark Adams	K
1974	Steve Curnutte	DB
1974	Tom Galbierz	NT
1974	Jamie O'Rourke	B
1972	Walter Overton	WR
1972	L. T. Southall	G
1971	George Abernathy	DE
1971	Ken Stone	DB
1968	Bob Asher	OT
1966	Scott Hall	G
1966	Chip Healy	LB
1965	Dick Lemay	DT
1965	Lane Wolbe	DE
1964	Gary Hart	OT
1964	Dave Malone	DB
1959	Larry Wagner	T
1958	Tom Moore	B
1957	George Deiderich	G
1957	Bob Laws	E
1957	Phil King	B
1955	Joe Stephenson	E
1952	Bob Hines	E
1952	Ben Roderick	TE
1951	Ben Roderick	TE
1950	Russ Faulkinberry	B
1950	Bill Wade	B
1949	Herb Rich	B
1948	Ken Cooper	G
1948	Herb Rich	B
1947	John North	E
1947	Tex Robertson	G
1946	Tex Robertson	G
1943	Harry Robinson	B
1938	Marvin Franklin	E
1938	Maurice Holdgraf	T
1937	Ed Merlin	G
1937	Buford Ray	T
1935	Sam Brown	G
1935	Rand Dixon	QB
1934	Rand Dixon	QB
1933	Rand Dixon	QB

THIRD TEAM

1961	Hank Lesesne	QB
1957	Boyce Smith	B
1956	Art Demmas	T
1956	Phil King	B
1955	Larry Frank	G
1954	Charley Horton	B
1953	Pete Williams	G
1952	Don Gleisner	S
1952	Larry Stone	C
1951	John Cheadle	NT
1951	Mickey Lakos	DB
1949	Carl Copp	T

1949	Bucky Curtis	E
1949	Lee Nalley	B
1948	Dutch Cantrell	T
1947	Bobby Berry	RB
1946	Alf Satterfield	T
1945	Bill Fuqua	B
1942	Bernie Rohling	B
1939	Junius Plunkett	B
1938	Bert Marshall	QB
1937	Lunsford Hollins	RB
1936	Carl Hinkle	C
1936	Dick Plasman	E
1935	Rannie Throgmorton	T
1934	Willie Geny	E
1934	Rannie Throgmorton	T
1933	Sam Brown	G

UNITED PRESS INTL. ALL-SEC RECIPIENTS

(United Press International discontinued All-SEC team after the 1990 season.)

FIRST TEAM

1989	Demond Winston	LB
1988	Boo Mitchell	WR
1987	Chris Gaines	LB
1985	Will Wolford	OT
1985	Steve Wade	DT
1984	Ricky Anderson	P
1984	Rob Monaco	OT
1984	Kurt Page	QB
1984	Chuck Scott	FL
1983	Ricky Anderson	P
1983	Leonard Coleman	CB
1983	Chuck Scott	TE
1982	Jim Arnold	P
1982	Allama Matthews	TE
1982	Whit Taylor	QB
1981	Jim Arnold	P
1981	Wamon Buggs	WR
1981	Ken Hammond	G
1980	Jim Arnold	P
1979	Preston Brown	FL
1977	Dennis Harrison	DT
1975	Barry Burton	TE
1975	Jay Chesley	DB
1974	Barry Burton	TE
1969	Bob Asher	OT
1967	Bob Goodridge	WR
1966	Chip Healy	LB
1959	Tom Moore	B
1958	George Deiderich	G
1958	Tom Moore	B
1957	George Deiderich	G
1956	Phil King	B
1954	Bobby Goodall	G
1951	Ben Roderick	TE
1950	Bucky Curtis	E

SECOND TEAM

1957	Phil King	B
1955	Larry Frank	G
1955	Charley Horton	RB
1954	Charley Horton	B
1952	Ben Roderick	TE
1951	Bill Wade	B
1951	Bob Werckle	T
1950	Bill Wade	B
1950	Bob Werckle	T

THIRD TEAM

1960	Cody Binkley	C
1959	Larry Wagner	T
1957	Bob Laws	E
1957	Boyce Smith	B
1956	Bob Laws	E
1955	Joe Stephenson	E
1952	Bill Krietemeyer	B

HONORS, RECOGNITION

ALL-SOUTHERN CONFERENCE RECIPIENTS

*(Vanderbilt was a member
of the Southern Conference
from 1903-32.)*

1932	Pete Gracey	C
1932	Charles Leyendecker	T
1929	John N. (Bull) Brown	G
1929	Bill Schwartz	E
1928	John N. (Bull) Brown	G
1927	Bill Spears	QB
1927	Larry Kitty Carson	E
1927	Vernon Sharp, Jr.	C
1926	Bill Spears	QB
1926	W. R. Hendrix	FB
1926	Fred McKibbin	T
1925	Bob Rives	T
1924	Henry S. Wakefield	E
1924	Gil Reese	RB
1924	Bob Rives	T
1923	Lynn Bomar	E
1923	Henry S. Wakefield	E
1923	Everett E. Kelly	G
1923	Gil Reese	RB
1922	Lynn Bomar	E
1919	Josh Cody	T
1919	Tom Lipscomb	T
1919	Tom Zerfoss	E
1918	Herman Daves	T
1917	Alf Adams	E
1916	Josh Cody	T
1916	Rabbit Curry	QB
1916	Pryor Williams	G
1915	Josh Cody	T
1915	Rabbit Curry	QB
1915	Pryor Williams	G
1914	Ammie Sikes	FB
1913	Enoch Brown	E
1913	Tom Brown	T
1913	Ammie Sikes	FB
1912	Hugh J. Morgan	C
1912	Lewie Hardage	RB
1912	Enoch Brown	E
1912	Tom Brown	T
1912	Ammie Sikes	FB
1911	Ray Morrison	QB
1911	Ewing Y. Freeland	T
1911	W. E. Metzger	G
1911	Hugh J. Morgan	C
1911	Lewie Hardage	RB
1910	Ray Morrison	QB
1910	Ewing Y. Freeland	T
1910	W. E. Metzger	G
1910	Bill Neely	RB
1909	Ray Morrison	QB
1909	Ewing Y. Freeland	T
1909	Malvern Griffin	T
1909	W. E. Metzger	G

SEC COACHES' INDIVIDUAL AWARDS

SEC MVP

1967	Bob Goodridge	E
1951	Bill Wade	QB
1941	Jack Jenkins	FB
1937	Carl Hinkle	C
1935	Willie Geny	E

OFFENSIVE PLAYER OF THE YEAR		
2005	Jay Cutler	QB

FRESHMAN OF THE YEAR

2009	Warren Norman	TB/RS
2002	Kwane Doster	TB/RS

COACH OF THE YEAR

2008	Bobby Johnson
1982	George MacIntyre
1955	Art Guepe
1941	Red Sanders
1937	Ray Morrison

JACOBS AWARD (TOP SEC BLOCKER)

1942	Jack Jenkins
1941	Jack Jenkins

OFFENSIVE PLAYER OF WEEK

Jordan Matthews	11/16/2013
Wesley Johnson	11/9/2013
Wesley Johnson	11/3/2012
Joe Townsend	10/20/2012
Zac Stacy	11/12/2011
Warren Norman	11/21/2009
Chris Nickson	8/30/2008
Hamilton Holliday	10/27/2007
Chris Williams	9/15/2007
Earl Bennett	9/1/2007
Chris Williams	10/14/2006
Jay Cutler	11/19/2005
Brian Stamper	9/10/2005
Jay Cutler	9/1/2005
Jay Cutler	11/15/2003
Greg Zolman	9/20/1999
Corey Harris	10/19/1991
Marcus Wilson	9/22/1990
Boo Mitchell	10/8/1988
Boo Mitchell	9/10/1988
Eric Jones	10/31/1987
Everett Crawford	11/9/1985

DEFENSIVE PLAYER OF WEEK

Chase Garnham	11/23/2013
Caleb Azubike	11/9/2013
Andre Hal	11/17/2012
Walker May	11/10/2012
Trey Wilson	9/17/2011
Patrick Benoist	10/4/2008
Ryan Hamilton	9/21/2008
Patrick Benoist	9/4/2008
D.J. Moore	10/20/2007
Moses Osemwegie	9/17/2005
Matt Stewart	11/11/2000
Ainsley Battles	10/24/1998
Jamie Duncan	11/9/1996
Jamie Duncan	9/7/1996
Eric Vance	10/15/1994
Chris Gaines	10/3/1987

SPECIALIST OF WEEK

Carey Spear	11/30/2013
Carey Spear	11/24/2012
Carey Spear	11/3/2012
Richard Kent	10/6/2012
Brett Upson	10/18/2008
Brett Upson	10/4/2008
Brett Upson	10/20/2007
Bryant Hahnfeldt	11/5/2005

FRESHMEN OF WEEK		
Paris Head	11/23/2013	

ASSOCIATED PRESS INDIVIDUAL AWARDS

OFF. PLAYER OF THE YEAR

2005	Jay Cutler	QB
------	------------	----

DEF. PLAYER OF THE YEAR

1997	Jamie Duncan	LB
------	--------------	----

FRESHMAN OF THE YEAR

2009	Warren Norman	RB/RS
------	---------------	-------

COACH OF THE YEAR

1991	Gerry DiNardo
1974	Steve Sloan

UPI AWARDS

COACH OF THE YEAR

1982	George MacIntyre
------	------------------

WALTER CAMP TROPHY

NATL. PLAYER OF THE WEEK

Ryan Hamilton	9/21/2008
D.J. Moore	10/20/2007

SEC COMMUNITY SERVICE TEAM

2013	Carey Spear	PK
2012	Andrew East	SN
2011	T.J. Greenstone	DT
2010	John Stokes	LB
2009	Myron Lewis	DB
2008	Reshard Langford	S
2007	George Smith	WR
2006	Chris Booker	DE
2005	Adrian Reif	S
2004	Robert Dinwiddie	DT
2003	Matt Clay	DT
2002	Brett Beard	DT
2001	Jim May	OG
2000	Nate Morrow	LB
1999	Todd Yoder	HB
1998	Todd Yoder	HB
1997	Anthony Azama	WR

FRESHMAN ALL-AMERICA

SPORTING NEWS

2005	Earl Bennett	1st Team
2002	Jay Cutler	3rd Team
2002	Kwane Doster	3rd Team
2002	Greg Johnson	1st Team
2002	M. Osemwegie	3rd Team
1999	Rushen Jones	3rd Team
1997	Ryan Aulds	1st Team

RIVALS.COM

2008	Chris Marve	1st Team
------	-------------	----------

FOOTBALL WRITERS OF AMERICA

2013	Andrew Jelks	1st Team
------	--------------	----------

HEISMAN TROPHY

1937	Carl Hinkle	7th
------	-------------	-----

BIRMINGHAM TD CLUB

BACK OF THE YEAR

2005	Jay Cutler	QB
1991	Corey Harris	RB
1987	Eric Jones	QB
1959	Tom Moore	RB
1955	Charley Horton	RB

LINEMAN OF THE YEAR

1997	Jamie Duncan	LB
1995	James Manley	DL

SENIOR MVP

1982	Whit Taylor	QB
------	-------------	----

SPECIALIST OF THE YEAR

2007	Earl Bennett	WR/PR
------	--------------	-------

ATLANTA TD CLUB

BACK OF THE YEAR

1951	Bill Wade	QB
------	-----------	----

LINEMAN OF THE YEAR

1982	Allama Matthews	OT
------	-----------------	----

LAWRENCEBURG (TENN.) TD CLUB

FRESHMAN OF THE YEAR

1989	Chris Donnelly	S
------	----------------	---

COMMODORES IN POSTSEASON GAMES

SENIOR BOWL

2013	Wesley Johnson	OL
2013	Kenny Ladler	S
2013	Jordan Matthews	WR
2011	Casey Hayward	CB
2010	Thomas Welch	OT
2008	Chris Williams	OT
2006	Jay Cutler	QB
2005	Justin Geisinger	OT
1997	Jamie Duncan	LB
1997	Corey Chavous	CB
1994	Gerald Collins	LB
1991	Corey Harris	RB
1989	Steve Law	CB
1985	Will Wolford	G
1984	Ricky Anderson	P
1984	Rob Monaco	OT
1983	Leonard Coleman	DB
1982	Jim Arnold	P
1981	Ken Hammond	G
1979	Preston Brown	WR
1978	Martin Cox	WR
1975	Jay Chesley	DB
1973	Doug Nettles	DB
1970	Bob Asher	OT
1969	Chip Healy	LB
1968	Bob Goodridge	WR
1960	Ben Donnell	C
1960	Tom Moore	RB
1959	George Deiderich	G
1958	Phil King	RB
1956	Tommy Harkins	E
1955	Bobby Goodall	G
1953	Bob Hines	E
1953	Ben Roderick	E
1953	Mickey Lakos	B
1952	Ted Kirkland	E
1952	Bill Wade	QB
1952	Bob Werckle	T
1951	Bucky Curtis	E
1951	Russ Faulkinberry	T
1950	Van Brown	G
1950	Carl Copp	T
1950	Herb Rich	RB
1950	Jamie Wade	QB

EAST-WEST SHRINE BOWL

2013	Andre Hal	CB
2008	Curtis Gatewood	DE/LB
2008	Jonathan Goff	LB
2005	Justin Geisinger	OG
2000	Matt Stewart	LB
1997	Antony Jordan	LB
1991	Kevin Brothen	C
1984	Kurt Page	QB
1984	Ricky Anderson	P/K
1982	Allama Matthews	TE
1981	Ken Hammond	QB
1979	Frank Mordica	RB
1977	Martin Cox	WR
1975	Barry Burton	TE
1972	Ken Stone	DB
1970	Karl Weiss	TE
1968	Chip Healy	LB
1967	Gary Davis	QB
1951	Bucky Curtis	E
1925	Gil Reese	QB

MAUI HULA BOWL

2002	Hunter Hillenmeyer	LB
2001	Harold Lercius	S
1995	James Manley	DT
1984	Chuck Scott	WR
1983	Leonard Coleman	DB
1977	Martin Cox	WR
1977	Dennis Harrison	DT
1975	Barry Burton	TE

COMMODORES IN DISCONTINUED POSTSEASON GAMES

BLUE-GRAY CLASSIC

2001	Pat Green	OT
2001	Nate Morrow	LB
2001	Greg Zolman	QB
2000	Elliott Carson	TE
2000	Matt Stewart	LB
2000	Jimmy Williams	CB
1999	Lamont Turner	LB
1998	Clay Condry	OT
1997	Antony Jordan	LB
1996	Bill Marinangel	P
1994	Gerald Collins	LB
1994	Richard Saenz	C
1992	David Lawrence	P
1991	Kevin Brothen	C
1991	Corey Harris	RB
1991	Rod Keith	LB
1989	John Gromos	QB
1989	Renford Reese	CB
1989	DeMond Winston	LB
1987	Chris Gaines	LB
1987	Everett Crawford	RB
1987	Daryl Holt	C
1986	Carl Woods	RB
1985	Will Wolford	G
1985	Jim Popp	TE
1984	Rob Monaco	OT
1984	Jim Dralle	C
1984	Kurt Page	QB
1984	Chuck Scott	WR
1983	Steve Bearden	DE
1983	Bob O'Connor	LB
1981	Ken Hammond	G
1979	Preston Brown	WR
1977	Mike Birdsong	OT
1977	Dennis Harrison	DT
1973	Linc Fuge	OT
1973	Doug Nettles	DB
1969	Pat Toomay	DE
1969	Neal Smith	DB
1968	Mike Giltner	E
1967	Bob Goodridge	E
1964	Gary Hart	T
1964	Joe Graham	G
1959	Tom Moore	RB
1958	Boyce Smith	QB
1958	Ben Donnell	E
1957	Bob Laws	T
1957	Phil King	RB
1957	Pat Swan	T
1954	Bobby Goodall	G
1954	Buck Watson	T
1948	Ken Cooper	G
1947	John North	E
1946	Alf Satterfield	T
1942	Jack Jenkins	RB
1941	Bob Gude	C
1941	Bill Atkinson	G
1940	Maurice Holdgraf	T
1939	Marvin Franklin	E
1939	Ray Andrus	RB

HONORS, ACADEMICS

VANDERBILT ATHLETICS HALL OF FAME

Class of	Recipient	Position	Years at School
2013	Jamie Duncan	Linebacker	1994-97
2011	Charles Hinkle	Lineman	1935-37
2010	Bucky Curtis	Wide Receiver	1947-50
2010	Will Wolford	Offensive Lineman	1982-85
2009	Jim Arnold	Punter	1979-82
2009	Herb Rich	Running Back	1946-49
2008	John Hall	Lineman	1951-54
2008	Dan McGugin	Head Coach	1904-17, 1919-34
2008	Bill Wade	Quarterback	1949-51

COLLEGE FOOTBALL HALL OF FAME VANDERBILT STUDENT-ATHLETES



CARL HINKLE
Center, 1935-37




BILL SPEARS
Quarterback, 1925-27



LYNN BOMAR
End, 1922-24



JOSH CODY
Tackle, 1914-16, 1919



JOHN J. TIGERT
Fullback, 1901-03

VANDERBILT COACHES, ADMINISTRATORS



DAN MCGUGIN
1904-17, 1919-34



RAY MORRISON
1915-52



JESS NEELY
1924-66



RED SANDERS
1940-42, 1946-58

VANDERBILT: SEC LEGENDS

2013	Jimmy Williams, CB/RS	1997-2000	2003	Whit Taylor, QB	1979-82
2012	Hunter Hillenmeyer, LB	1999-2002	2002	Jim Arnold, P	1979-82
2011	Corey Harris, DB/RB	1988-91	2001	Will Wolford, OT	1982-85
2010	Corey Chavous, DB	1994-97	2000	Herb Rich, HB	1946-49
2009	Jamie Duncan, LB	1995-97	1999	Bob Werckle, Tackle	1947-51
2008	Shelton Quarles, LB	1990-93	1998	Charley Horton, HB	1952-55
2007	Chuck Scott, WR/TE	1981-84	1997	Bucky Curtis, End	1947-50
2006	Eric Jones, QB	1986-88	1996	John Hall, OL	1951-54
2005	Chris Gaines, LB	1984-87	1995	Bob Asher, OT	1967-69
2004	Boo Mitchell, WR	1985-88	1994	Bill Wade, QB	1949-51

NATL. FOOTBALL FOUNDATION SCHOLAR-ATHLETE AWARD

2002	Hunter Hillenmeyer	LB
1989	Andy McCarroll	LB
1974	Doug Martin	WR
1961	Wade Butcher	E

AFCA ACADEMIC AWARD

1994	Eric Lewis	RB
------	------------	----

AFCA-ALLSTATE GOOD WORKS

2013	Carey Spear	PK
------	-------------	----

WOODEN CUP

2004	Clark Lea (finalist)	FB
------	----------------------	----

CoSIDA ACADEMIC ALL-AMERICANS

FIRST TEAM RECIPIENTS

2002	Hunter Hillenmeyer	LB
1983	Phil Roach	WR
1977	Greg Martin	K
1975	Damon Regen	LB
1974	Doug Martin	WR
1968	John Burns	DB
1958	Ben Donnell	C

SECOND TEAM RECIPIENTS

1989	Andy McCarroll	LB
1988	Andy McCarroll	FB
1987	Andy McCarroll	FB
1987	DeMond Winston	DE
1984	Bob Illes	TE
1984	Craig Yo	DB
1974	Scott Wingfield	DB
1973	Doug Martin	WR
1954	John R. Hall	G

DISTRICT IV RECIPIENTS

2013	Taylor Hudson	P
2013	Fitz Lassing	RB
2010	John Stokes	LB
2010	John Cole	WR
2009	Patrick Benoist	LB
2009	John Stokes	LB
2008	Patrick Benoist	LB
2008	John Stokes	LB
2007	Hamilton Holliday	OC
2007	Patrick Benoist	LB
2006	Ben Koger	S
2004	Justin Geisinger	OT
2003	Kenan Arkan	OT
2002	Hunter Hillenmeyer	LB
1997	Anthony Azama	WR

SOUTHEASTERN CONFERENCE ACADEMIC HONOR ROLL

In 1984, the SEC developed the Academic Honor Roll. It was adopted to recognize those athletes who had a 3.0 GPA (cumulative or during the past year) and earned a letter during the current season.

2013	Torey Agee	DT
2013	Scot Aiello	DB
2013	Hunter Bowman	LB
2013	Andrew Bridges	OL
2013	Austyn Carta-Samuels	QB
2013	Hasan Clayton	CB
2013	Andrew East	SN
2013	Josh Grady	QB
2013	Alex Grecco	WR
2013	Josh Gregory	DB

2013	Joseph Hoffman	FB
2013	Will Holden	OL
2013	Taylor Hudson	P
2013	Alex Hysong	DB
2013	Andrew Jelks	OL
2013	Fitz Lassing	HB
2013	Javon Marshall	S
2013	Chris Martin	FB
2013	Walker May	DE
2013	Connor Morrison	SN
2013	Trent Pruitt	WR
2013	Spencer Pulley	OL
2013	Grant Ramsay	OL
2013	Patton Robinette	QB
2013	Steven Scheu	TE
2013	Carey Spear	PK
2013	Dane Stubbs	DB
2013	Wesley Tate	RB
2013	Will Trepp	OL
2013	Dillon van der Wal	TE
2013	Trey Wilkins	WR
2013	Kellen Williams	FB
2012	Scot Aiello	DB
2012	Hunter Bowman	LB
2012	Andrew Bridges	OL
2012	Hasan Clayton	RB
2012	John Cole	WR
2012	Ryan Fowler	PK
2012	Josh Grady	WR
2012	Josh Gregory	DB
2012	Daniel Hagaman	WR
2012	Taylor Hudson	P
2012	Alex Hysong	DB
2012	Josh Jelesky	OL
2012	Mason Johnston	TE
2012	Richard Kent	P
2012	Fitz Lassing	TE
2012	Javon Marshall	S
2012	Walker May	DE
2012	Austin Monohan	TE
2012	Steve Monk	WR
2012	Connor Morrison	SN
2012	Colt Nichter	DT
2012	Trent Pruitt	WR
2012	Spencer Pulley	OL
2012	Grant Ramsay	OL
2012	Jordan Rodgers	QB
2012	Eric Samuels	DB
2012	Steven Scheu	TE
2012	Carey Spear	PK
2012	Tristan Strong	LB
2012	Patrick Sutton	LB
2012	Johnell Thomas	DE
2012	John Townsley	QB
2012	Trey Wilson	DB
2012	Dillon van der Wal	TE
2012	Chase White	OL
2012	Kyle Woestmann	DE
2011	Brandon Barden	TE
2011	Andrew Bridges	OT
2011	John Cole	WR
2011	Reggie Ford	DB
2011	Ryan Fowler	PK
2011	T.J. Greenstone	DT
2011	Josh Jelesky	OL
2011	DeAndre Jones	LB
2011	Richard Kent	P
2011	Fitz Lassing	FB
2011	Taylor Loftley	DT
2011	Chris Marve	LB
2011	Austin Monahan	TE
2011	Colt Nichter	DT
2011	Al Owens	LB
2011	Jordan Rodgers	QB
2011	Ryan Seymour	OL
2011	Carey Spear	PK
2011	Zac Stacy	RB
2011	Wesley Tate	WR
2011	Johnell Thomas	DE
2011	Caleb Welchans	OL
2011	Trey Wilson	DB
2011	Kyle Woestmann	DE
2010	Chris Aaron	OL
2010	Joey Bailey	OL
2010	Brandon Barden	TE
2010	Charles Byrge	WR
2010	Matt Casas	QB
2010	John Cole	WR
2010	Reggie Ford	DB

ALL-SEC ACADEMIC RECIPIENTS

2010	Ryan Fowler	PK	2008	Rich Tompkins	DB	2004	Matt Tant	FB	2000	Jonathan Shaub	S	1989	John Gromos	QB
2010	Eric Frieman	PK	2008	Brett Upson	P	2004	Cheron Thompson	CB	2000	Jason Shields	WR	1989	Brett Hayes	WR
2010	Tim Fugger	DE	2008	Ryan Vance	OG	2003	Kenan Arkan	OT	2000	Tom Simone	TE	1989	Mark Kubow	TE
2010	Jared Funk	QB	2008	Duane Vaughn	DB	2003	Shawn Bercuson	PK	2000	Brian Taylor	CB	1989	Andy McCarroll	LB
2010	David Giller	SN	2008	Bradley Vierling	C	2003	Jason Bourque	TB	2000	Steve Trese	DE	1989	John Newman	WR
2010	T.J. Greenstone	DT	2008	Alex Washington	WR	2003	Curtis Brancheau	TE	2000	Benji Walker	QB	1989	Charles Pierson	G
2010	Josh Jelesky	DT	2008	Turner Wimberly	WR	2003	Zeke Brandon	FB	2000	Rodney Williams	RB	1989	Joel Walker	DT
2010	DeAndre Jones	LB	2007	Mackenzi Adams	QB	2003	Pat Brunner	LB	2000	Greg Zolman	QB	1989	DeMond Winston	LB
2010	Richard Kent	P	2007	Bo Baggarley	LB	2003	Eric Byrum	LB	1999	Jeff Barnett	C	1988	Andy McCarroll	FB
2010	Rob Lohr	DT	2007	Patrick Benoist	LB	2003	Jason Caldwell	WR	1999	Brooks Collins	DB	1988	DeMond Winston	LB
2010	Reece Lovell	RB	2007	Matt Bubis	FB	2003	Matt Clay	DT	1999	J.P. Fougerousse	OL	1988	Kevin Dowling	OT
2010	Austin Monahan	TE	2007	Marcus Buggs	LB	2003	Jason Daniels	SN	1999	Pat Green	OL	1988	Johnny Clark	K
2010	Colt Nichter	DT	2007	Thomas Carroll	PK	2003	Robert Dinwiddie	DL	1999	Andy Kerr	RB	1988	John Fouts	G
2010	Al Owens	S	2007	Josh Eames	OG	2003	Justin Geisinger	OT	1999	Ethan McDaniel	WR	1988	Brent Turner	DE
2010	Conrad Quiros	SN	2007	Jared Fagan	DB	2003	Nick Getter	TE	1999	Jared McGrath	RB	1988	Joel Walker	DE
2010	Kennard Reeves	RB	2007	Jared Funk	QB	2003	Herdley Harrison	LB	1999	Ryan McSwain	OL	1988	Tom Fitz	WR
2010	Jordan Rodgers	QB	2007	Jonathan Goff	LB	2003	Abtin Iranmanesh	P	1999	Nate Morrow	LB	1988	John Gromos	QB
2010	Adam Smotherman	DT	2007	Justin Green	TE	2003	Patrick Johnson	PK	1999	Darren Rothenberg	G	1988	Charles Pierson	G
2010	John Stokes	LB	2007	Ryan Hamilton	S	2003	Ryan King	OT	1999	Michael Saltzman	G	1988	John Newman	RB
2010	Udom Umoh	WR	2007	Hamilton Holliday	C	2003	Ben Koger	SS	1999	Jason Shields	WR	1987	Andy McCarroll	FB
2010	Duane Vaughn	DB	2007	Chris Johnson	LB	2003	Clark Lea	FB	1999	Matt Stewart	LB	1987	John Fouts	G
2010	Caleb Welchans	OL	2007	Merritt Kirchoffer	OG	2003	Norval McKenzie	TB	1999	Steve Trese	DL	1987	Tom Fitz	WR
2010	Walt Wepfer	DB	2007	Richard Kovalcheck	QB	2003	Marty Morgan	LB	1999	Lamont Turner	LB	1987	Johnny Clark	K
2009	Chris Aaron	OL	2007	David Leinweber	DE	2003	Dan Murphy	TE	1999	Diek VanNort	LB	1987	DeMond Winston	DE
2009	Mackenzi Adams	QB	2007	Nick Miller	SN	2003	Andrew Pace	FS	1999	Greg Zolman	QB	1987	Brent Turner	LB
2009	Bo Baggarley	LB	2007	Dominic Morais	LB	2003	Jordan Pettit	OL	1998	Jeff Barnett	C	1987	Torrey Price	DB
2009	Patrick Benoist	LB	2007	Sam Panke	DE	2003	Greg Robson	OL	1998	Rahim Batten	S	1987	Charles Pierson	G
2009	Charlie Byrge	WR	2007	Chris Reinert	WR	2003	Matthew Tant	FB	1998	Jamail Carter	S	1986	Tom Fitz	WR
2009	Joel Caldwell	S	2007	Alex Schultz	DB	2003	Benji Walker	QB	1998	Brook Collins	S	1986	John Fouts	DT
2009	John Cole	WR	2007	Steven Stone	DE	2002	Mike Adam	FB	1998	David Coppeans	OT	1986	Chris Gaines	LB
2009	Ryan Custer	OL	2007	Ryan Vance	OL	2002	Kenan Arkan	OT	1998	Alvin Duke	RB	1986	Alan Herline	K
2009	Chris DeGeorge	TE	2007	David Whittington	DT	2002	Curtis Brancheau	TE	1998	J.P. Fougerousse	OT	1986	Brent Turner	LB
2009	Davis Flowers	LB	2007	Turner Wimberly	WR	2002	Eric Byrum	LB	1998	Alphonso Harvey	DT	1986	Mark Wracher	QB
2009	Ryan Fowler	PK	2006	Mackenzi Adams	QB	2002	Jamie Byrum	C	1998	Andrew Kerr	RB	1985	Tom Fitz	WR
2009	Jared Funk	QB	2006	Josh Allen	CB	2002	Jason Caldwell	WR	1998	Domonick Koger	CB	1985	Alan Herline	K
2009	David Giller	SN	2006	Matt Bubis	FB	2002	M.J. Garrett	WR	1998	Ryan McSwain	C	1985	Mark Herrmann	OT
2009	T.J. Greenstone	DT	2006	Joel Caldwell	CB	2002	Nick Getter	TE	1998	Jason Smith	DT	1985	Jeff Holt	S
2009	Ryan Hamilton	S	2006	Thomas Carroll	PK	2002	Justin Giboney	S	1998	Brett Speakman	K	1985	Richard Stahl	DE
2009	Jared Hawkins	RB	2006	Josh Eames	OG	2002	Gregg Gulinson	PK	1998	Matt Stewart	LB	1985	Brent Turner	LB
2009	Tray Herndon	WR	2006	Jonathan Goff	LB	2002	Hunter Hillenmeyer	LB	1998	Brian Taylor	DB	1985	Mark Wracher	QB
2009	Josh Jelesky	DT	2006	Ben Havrilesko	CB	2002	Mike Martin	S	1998	Steve Trese	DL	1985	Craig Yokley	DB
2009	Chris Johnson	LB	2006	Hamilton Holliday	C	2002	Aaron McWhorter	DB	1998	Lamont Turner	LB	1984	Craig Yokley	DB
2009	Reece Lovell	RB	2006	Patrick Johnson	PK	2002	Chris Mitacek	FB	1998	Diek VanNort	LB	1984	Chuck Scott	WR
2009	Gaston Miller	RB	2006	Kyle Keown	P	2002	Marty Morgan	LB	1998	Jamie Watkins	S	1984	Wade Smith	C
2009	Austin Monahan	TE	2006	Merritt Kirchoffer	OG	2002	Dan Murphy	TE	1998	Shawn Wilson	G	1984	John Bell Whitesell	RB
2009	Colt Nichter	DT	2006	Ben Koger	S	2002	Jordan Pettit	OG	1997	Jim Anguiano	G	1984	Bob Illes	TE
2009	Marc Panu	LB	2006	Jeremy Lawson	LB	2002	Jonathan Shaub	S	1997	Anthony Azama	WR	1984	Tom Burson	DB
2009	Chris Reinert	WR	2006	David Leinweber	DE	2002	Tom Simone	TE	1997	Jeff Barnett	C	1984	Steve McCoy	LB
2009	John Stokes	LB	2006	Nick Miller	SN	2002	Dan Stricker	WR	1997	Rahim Batten	S	1983	Phil Roach	WR
2009	Steven Stone	DE	2006	Dom Morais	LB	2002	Benji Walker	QB	1997	Jamail Carter	QB	1983	Chuck Scott	TE
2009	Tristan Strong	LB	2006	Adrian Reif	S	2002	Doug Wolford	LB	1997	David Coppeans	G	1982	John Clemens	DE
2009	Dan Sutton	DB	2006	Chris Reinert	WR	2001	Mike Adam	LB	1997	Alphonso Harvey	DT	1982	Phil Roach	WR
2009	Rich Tompkins	DB	2006	Bill Robertson	P/K	2001	Jamie Byrum	C	1997	Will Jacobs	OT	1982	Whit Taylor	QB
2009	Udom Umoh	WR	2006	Leon Solimani	K	2001	Duncan Cave	OG	1997	Derrick May	G	1981	Joey Hancock	C
2009	Brett Upson	P	2006	Steven Stone	DE	2001	Wally Conyers	DE	1997	Brett Speakman	K	1980	Flavious Smith	TE
2009	Duane Vaughn	DB	2006	Ryan Vance	OL	2001	Chuck Folino	K	1997	Jamie Watkins	S	1979	Tommy Woodroof	OT
2009	Bradley Vierling	C	2006	Marlon White	WR	2001	Andrew Gardella	LB	1996	Rosevelt Noble	S	1978	Tommy Woodroof	OT
2009	Alex Washington	WR	2005	Marcus Buggs	LB	2001	Nick Getter	TE	1996	Anthony Azama	CB	1978	Tim English	DL
2009	Thomas Welch	OT	2005	Ron Bullock	RB	2001	Justin Giboney	S	1996	Matt Schuckman	DT	1978	Kenny Cole	DL
2009	Caleb Welchans	OT	2005	Jason Burns	WR	2001	Patrick Green	OT	1996	Brett Speakman	K	1978	Randy Sittason	LB
2009	Turner Wimberly	WR	2005	Jason Caldwell	WR	2001	Jordan Hill	OT	1995	Anthony Azama	CB	1978	Roger Alsop	P
2008	Chris Aaron	OG	2005	David Carter	DE	2001	Hunter Hillenmeyer	LB	1995	Robert Couch	OT	1977	Dennis Harrison	DT
2008	Mackenzi Adams	QB	2005	Richard Freeman	DE	2001	Harold Lercius	S	1995	Rosevelt Noble	CB	1977	Greg Martin	K
2008	Joshua Allen	CB	2005	Herdley Harrison	DE	2001	Mike Martin	S	1995	Kenny Simon	WR	1976	Dennis Harrison	DT
2008	Patrick Benoist	LB	2005	Hamilton Holliday	C/G	2001	Jim May	OG	1994	Gabe Banks	WR	1976	Tim English	NT
2008	Jake Bradford	TE	2005	Patrick Johnson	PK	2001	Ethan McDaniel	CB	1994	Charles Fant	WR	1975	Damon Regen	LB
2008	Brandon Bryant	LB	2005	Kyle Keown	P	2001	Chris Mitacek	RB	1994	Eric Lewis	FB	1975	Matt Gossage	OT
2008	Matt Bubis	HB	2005	Ryan King	OT	2001	Nate Morrow	LB	1994	Chris Ryals	S	1974	Doug Martin	WR
2008	Joel Caldwell	CB	2005	Ben Koger	S	2001	Ryan Nungesser	DE	1994	Kenny Simon	WR	1974	Scott Wingfield	S
2008	Thomas Carroll	H	2005	Dominic Morais	LB	2001	Tim Olmstead	QB	1994	Sanford Ware	WR	1973	Doug Martin	WR
2008	John Cole	WR	2005	Andrew Pace	CB	2001	Jordan Pettit	OG	1993	Robert Couch	TE	1972	L.T. Southall	G
2008	Ryan Custer	OG	2005	Adrian Reif	S	2001	Justin Purkey	S	1993	Tor Dixon	CB	1972	Doug Martin	WR
2008	Chris DeGeorge	TE	2005	Cheron Thompson	CB	2001	Tyson Radtke	WR	1993	Eric Lewis	WR	1970	Jim Cunningham	TE
2008	Derrius Dowell	DT	2005	Otis Washington	LB	2001	Juan Rojas	RB	1993	Chris Ryals	S	1970	Bill Young	FB
2008	Davis Flowers	LB	2004	Kenan Arkan	OT	2001	Jonathan Shaub	S	1993	Aaron Smith	S	1970	John Burns	DB
2008	Jared Funk	QB	2004	Eric Byrum	LB	2001	Tom Simone	TE	1993	Nizam Walter	S	1969	Dave Strong	WR
2008	T.J. Greenstone	DT	2004	Jason Caldwell	WR	2001	Dan Stricker	WR	1992	Rob Chura	K	1969	Noel Stahl	DE
2008	Bryant Hahnfeldt	PK	2004	Matt Clay	DT	2001	Benji Walker	QB	1992	Eric Dahlberg	OT	1968	Dave Strong	WR
2008	Ryan Hamilton	S	2004	Robert Dinwiddie	DT	2001	Rodney Williams	RB	1992	Eric Lewis	WR	1968	John Burns	DB
2008	Jared Hawkins	RB	2004	Dustin Dunning	TE	2001	Doug Wolford	LB	1992	Nizam Walter	S	1965	Steve Skupas	TE
2008	Josh Jelesky	DE	2004	Justin Geisinger	OT	2001	Greg Zolman	QB	1992	Eric Weir	WR	1965	Phil Brooks	S
2008	Jeff Jennings	TB	2004	Abtin Iranmanesh	P	2000	Bara Cola	FB	1991	Derrick Gragg	WR	1964	Lance Spalding	RB
2008	Chris Johnson	LB	2004	Patrick Johnson	PK	2000	Andrew Gardella	LB	1991	Jeff Owen	K	1964	Wilford Fuqua	G
2008	David Leinweber	DE	2004	Ryan King	OT	2000	Nick Getter	TE	1991	Royce Risser	LB	1962	Jule Crocker	C
2008	Myron Lewis	CB	2004	Ben Koger	S	2000	Pat Green	OT	1991	Alan Young	DT	1961	Wade Butcher	E
2008	Nick Miller	SN	2004	Clark Lea	FB	2000	Hunter Hillenmeyer	LB	1990	Robbie Chura	K	1959	Tom Moore	RB
2008	Austin Monahan	TE	2004	Marty Morgan	LB	2000	Harold Lercius	S	1990	Thor Erikson	G	1959	Lewis Akin	E
2008	Chris Reinert	WR	2004	Kelechi Ohanaja	S	2000	Mike Martin	S	1990	Brett Hayes	FB	1958	Billy Grover	G
2008	Will Parker Roe	DB	2004	Andrew Pace	S	2000	Jared McGrath	RB	1990	Hubert Jordan	C	1958	Ben Donnell	C
2008	Alex Schultz	DB	2004	Lorenzo Parker	CB	2000	Ryan McSwain	DL	1990	Jeff Owens	K/P	1956	Lucian Tatum	G
2008	George Smith	WR	2004	Adrian Reif	S	2000	Nate Morrow	LB	1990	Royce Risser	LB	1955	Jim Cunningham	C
2008	John Stokes	LB	2004	Leon Solimani	PK	2000	Darren Rothenberg	G	1990	Joel Walker	DT	1955	Don Hunt	FB
2008	Steven Stone	DE	2004	Ronnie Swoopes	S	2000	Michael Saltzman	G	1989	Johnny Clark	K	1954	Pete Williams	G



Vanderbilt, founded 141 years ago by a \$1 million gift by Commodore Cornelius Vanderbilt, is one of the nation's leading institutions of higher learning, a mid-size, private comprehensive research university that emphasizes undergraduate learning and living experiences.

Members of the 2014 undergraduate student body, including Vanderbilt student-athletes, are outstanding academic achievers and active participants in the campuses' many organizations and activities. They also compose the most diverse enrollment ever as Vanderbilt continues to attract students from many ethnic, cultural, socio-economic, geographic and religious backgrounds.

Since its inception, the university has taken great pride in the quality of education – and quality of life – its students enjoy. Each of the four undergraduate colleges – College of Arts and Science, School of Engineering, Blair School of Music and Peabody College – attracts students with varying goals and dreams.

Vanderbilt Facts

- Undergraduate enrollment of 6,875
- Full-time faculty of 3,672
- 25,026 university employees
- 330-acre scenic campus is located west of downtown Nashville
- More than 127,000 living alumni; 21,000 reside in Nashville

At Vanderbilt, professors know their students' names and take an interest in students' ideas. Recognized globally for their research and scholarship prowess, faculty members believe in the importance of balancing professional pursuits with classroom instruction, and they value their relationships with students. Some of the world's leading scholars teach at Vanderbilt, helping students develop an academic program that meets individual objectives, and they encourage students to enhance primary areas of study by choosing among hundreds of elective courses, course-related internships, off-campus study and accelerated degree programs.

Through the Honor Code, student-directed service opportunities and campus programs, undergrads also consider moral and ethical issues and put the many facets of their lives into a personal framework of values.

At Vanderbilt, the big material resources are in place: beautiful grounds and buildings, well-equipped classrooms and labs, modern options for housing, and ample athletic and recreational facilities. Off campus, undergraduates have all the urban conveniences offered by one of America's most vibrant cities, the Tennessee capital city of Nashville.

Though located within walking distance of downtown activities, the quality of Vanderbilt life is reflected in much smaller, less public ways – attending a Commodore sporting event, researching papers, running into friends while walking on campus, or grabbing a late-night snack.



This year, Warren and Moore college halls open on the Vanderbilt main campus, adding to the university's reputation for unique, on-campus living experiences for its students.




NEW WARREN, MOORE COLLEGE HALLS ADD TO RARE ON-CAMPUS LIVING EXPERIENCES FOR UNDERGRADS

Vanderbilt's national reputation of providing students with a remarkable on-campus living experience will be enhanced this fall with the christening of the beautiful Warren and Moore residential college halls.

Warren and Moore college halls, each accommodating nearly 330 upper-class students, are located on the university's scenic main campus directly across from historic Kirkland Hall. A mixture of sophomores, juniors and seniors – to be led by a faculty director and two graduate students in residence – will call Warren and Moore home during the academic year. Each college will be organized into two halls in order to create unique neighborhoods within the larger college communities that will foster a variety of student-led opportunities for engagement, enrichment and leadership.

The signatures of a two-year College Halls of KISSAM construction project, Warren and Moore halls join The Martha Rivers Ingram Commons as elite on-campus living and learning experiences on the American higher education landscape. The Ingram Commons, opened in 2007 and home to Vanderbilt's entire first-year student population, consists of 10 modern residential "houses" and a Commons Center located in the southeast quadrant of Vanderbilt, on its Peabody campus.

The Ingram Commons also was showcased in October 2008 when ESPN selected the site as its location for the popular *College Football GameDay* broadcast prior to airing Vanderbilt's victory over Auburn on campus.



In 2008, ESPN aired its popular College GameDay Show from The Ingram Commons.

Willie Geist is a co-host of NBC's popular "Today" show.



NOTABLE VANDERBILT ALUMNI ACROSS AMERICA

Vanderbilt alumni are having a positive impact on the nation.

Vanderbilt's alumni are leaders in their chosen fields, including sports, business, engineering, science and medicine, public service, arts and entertainment, and education.

In sports, Vanderbilt grads are more abundant than ever: **Brandt Snedeker** is the 2012 PGA Tour Fed Ex Cup champion and a member of recent Ryder Cup and President's Cup teams; **David Price**, **Sonny Gray**, **Mike Minor** and **Pedro Alvarez** are Major League Baseball stars; **Buster Olney** is ESPN's top baseball analyst; **Skip Bayless** is an opinionated morning co-host on ESPN's "First Take" show; and **Jay Cutler** is primed for his sixth season as the Bears' starting quarterback.



MLB hurler David Price uniquely shows his support for Vanderbilt football.

On the set of NBC Studios in New York, **Willie Geist** co-anchors the "Today" show. Suspense enthusiasts gobble up the newest thriller by best-selling writer **James Patterson**.



ESPN's Buster Olney

From the halls of Congress, **Lamar Alexander** is one of the nation's most effective leaders as Tennessee's senior senator. Rear Admiral **Nora Tyson** commands America's newest aircraft carrier. Economist and Nobel Peace Prize recipient **Muhammad Yunus** is taking his community-based Grameen Bank concept across the globe from Bangladesh.

And in the fields of enterprise and technology, **Dr. Thomas Frist Jr.**, **Cal Turner Jr.**, **Arthur Hancock**, **Bill Samuels Jr.**, and **John Ingram** are just a few of many alums regarded as leaders of industry and commerce.



Since winning the 2012 PGA Tour Fed Ex Cup, alum Brandt Snedeker has represented the United States in the Ryder Cup and President's Cup.

CHANCELLOR ZEPPOS



Chancellor Nicholas S. Zeppos was raised in Milwaukee, where he spent many an afternoon watching the great Hank Aaron of the Braves slug home runs in the old County Stadium.

Named Vanderbilt's eighth chancellor in 2008, Zeppos has taken a keen interest in athletics at Vanderbilt during his more than two decades at the university. Zeppos' appreciation for athletics was on frequent display in the last year, including being the first to welcome Tim Corbin and the Commodore baseball team back to

Nashville after they captured the College World Series national crown and playing a vital role last January in the recruitment of Derek Mason as the 28th football head coach in team history.

"I don't do the operations," Zeppos said. "I don't call the plays, I don't throw the passes. I see my job as simply trying to do whatever I can to support all of the talented people who do these things."

This support has included the endorsement of an athletics capital improvement plan that has surpassed \$60 million, which orchestrates efforts to improve the student experience for athletes and assists with recruiting.

"One thing I consider the ultimate compliment is when a coach calls me and says, 'I've got a couple of recruits here. Could you meet them?'"

A distinguished legal scholar, teacher and executive, Zeppos served from 2002 to February 2008 as Vanderbilt's chief academic officer, overseeing the university's undergraduate, graduate and professional education programs and research in liberal arts and sciences, engineering, music, education, business, law and divinity. As provost and vice chancellor, he chaired Vanderbilt's budgeting and capital planning council, as well as oversaw the dean of students and dean of admissions.



Zeppos and Tennessee Gov. Bill Haslem share a moment with baseball coach Tim Corbin before celebrating Vanderbilt's College World Series national title.



Zeppos and Derek Mason greet well-wishers as they prepare for the January 2014 press conference announcing Mason as Vanderbilt's head coach.

Zeppos has led a number of important initiatives at Vanderbilt, including the planning process for The Ingram Commons, a landmark transformation of the first-year experience; the recent university-wide strategic planning process; innovative efforts in undergraduate admissions and financial aid; and the development of new programs in Jewish studies, law and economics and genetics, among others.

In a bold move to strengthen Vanderbilt's commitment to admitting undergraduates on the basis of accomplishment and achievement, rather than their ability to pay, Zeppos significantly expanded the financial aid program in 2009. By replacing undergraduate, need-based loans with grant and scholarship assistance, the university opened its doors wider to highly talented and qualified students of all economic, cultural and geographical backgrounds. The expanded aid program is funded by a combination of strategic budget allocations and gifts from thousands of generous donors to the current Opportunity Vanderbilt campaign.

Zeppos was recognized with five teaching awards at the law school before serving as an associate dean, associate provost, and provost and vice chancellor for academic affairs. He also served as interim chancellor for eight months prior to being formally appointed as Vanderbilt's eighth chancellor on March 1, 2008.

Zeppos is the president of the Southeastern Conference (SEC).


He also serves on the National Security Higher Education Advisory Board; the Newseum Institute, Inc. Board; and as co-chair of the Senate-appointed Task Force on Government Regulation of Higher Education.

From 1982 to 1987, Zeppos practiced law in Washington, D.C., at the United States Department of Justice and at Wilmer, Cutler & Pickering, where he specialized in appellate litigation involving complex regulatory, statutory and constitutional matters.

Zeppos is a 1979 magna cum laude graduate of the University of Wisconsin Law School, where he served as editor in chief of the Wisconsin Law Review and was selected as the outstanding graduate of his class. He studied history during his undergraduate years at the university, where he was a 1976 Phi Beta Kappa graduate.

He is married to Lydia A. Howarth, a graduate of the University of Chicago and Lawrence University. They have two sons, Benjamin and Nicholas.

VICE CHANCELLOR WILLIAMS



Since 2003, David Williams II has guided the Commodores into arguably the "Golden Era" of Vanderbilt athletics as the university's Director of Athletics.

Williams ranks among the university's most prominent leaders, serving in numerous capacities since arriving in Nashville in 2000. Aside from his role in McGugin Center, Williams holds the titles of Vice Chancellor for University Affairs and Athletics and law professor at Vanderbilt. He also is active with the SEC and NCAA in matters of negotiations, reforms, regulations and planning.

Today, Williams has firmly placed his stamp on the program, and has positioned Vanderbilt athletics among the most innovative in the nation. Just in the past year, Williams has been instrumental in directing the Commodores toward national prominence. Under his leadership, a \$31 million multi-purpose indoor facility opened in November. The state-of-the-art complex houses a practice field and a 300-meter indoor track. In January, he hired Derek Mason, one of the country's most well-respected and brightest coordinators, as head coach of the football team. And, in June, the baseball team won the first men's national championship in school history by reigning supreme at the College World Series.

The cumulative grade point for Vanderbilt student-athletes has continued to improve through Williams' tenure, reaching its highest level in more than two decades. Competitive successes, such as a school-record three straight bowl appearances (including two consecutive bowl wins) in football, recent SEC titles in baseball, women's cross country and women's golf is becoming an expectation on campus. Individual accomplishment has been increasing, with 12 Vanderbilt athletes being selected in the first round of their respective professional drafts in the last 10 years.

In addition to the hiring of Mason, Williams also demonstrated his leadership within the Vanderbilt program by orchestrating successful searches for exceptional coaches to guide Commodore sports. In 2012, Williams also directed the search for new men's golf coach Scott Limbaugh. This past May, Limbaugh, in just his second season, guided Vanderbilt to the NCAA Championships for the first time since 2007. Williams has kept top coaches and staffs on campus. Recently, he orchestrated extensions for baseball coach Tim Corbin and men's tennis coach Ian Duvenhage.

Williams has addressed numerous facility upgrades, including an extensive refurbishing of Vanderbilt Stadium and football locker rooms, expansion of Hawkins Field, addition of new tennis courts and amenities at Brownlee O. Currey Tennis Center and renovations in Memorial Gym, the Hendrix Room and the McGugin Center.

An initiative to allow more overseas travel and study for Vanderbilt student-athletes also has become reality during Williams' tenure. Last year, 21 athletes ventured to Tanzania during the summer of 2013 for a 10-day service trip to bring shoes to underprivileged communities in Africa in conjunction with Soles4Souls.

In association with Vanderbilt Athletics, Williams has served as a member of the SEC team that negotiated recent ESPN and CBS television partner contracts. Williams also serves as Chair of the NCAA Infraction Appeals Committee and is a member of the NCAA Enforcement Working Group.

Williams joined Vanderbilt from The Ohio State University in 2000 as Vice Chancellor, General Counsel and University Secretary. His role expanded to Vanderbilt Athletics in 2002.

Williams served numerous administrative roles at Ohio State over 14 years. When he accepted the Vanderbilt role, Williams was Vice President of Student and Urban/Community Affairs and Professor of Law at Ohio State.

A native of Detroit, Williams received a Bachelor of Science in Social Science and Master of Arts in Education from Northern Michigan University, where he ran track. He also earned a Master of Business Administration and a Doctor of Jurisprudence from the University of Detroit, and an LL.M. in taxation from New York University. Before entering law school, Williams spent 10 years as a teacher

and coach in the Detroit public school system.

Williams has taught at the law schools of the University of Detroit, Capital University, Ohio State and Vanderbilt, and twice directed the Ohio State Law Program in Oxford, England. He was elected outstanding law professor at both the University of Detroit and The Ohio State University.

Williams is active in the Nashville area community, serving as a board member with several organizations.

Currently, Williams is serving a second term on Nashville Mayor Karl Dean's Procurement Standards Board. He is also a former two-term member of the Nashville branch of the Atlanta Federal Reserve Board.

Williams and his wife, Gail, have four children: Erika, who is a grade school teacher in Detroit and graduate of Eastern Michigan University; David Williams III, who is a two-time graduate of Bowling Green State University and is an academic counselor at Michigan State where he is working toward a doctorate; Samantha, a Brown University graduate and swimmer now attending Vanderbilt Law School after working for U.S. Senator Lamar Alexander; and Nick, who was named a scholar athlete as a freshman member of the High Point (N.C.) University track team and graduated from University School of Nashville where he was selected as 2012-13 co-Athlete of the Year after competing in cross country, basketball, track and soccer.

Williams' wife, Gail, is a graduate of the University of Michigan and the University of Detroit College of Law and serves as the Associate Director of Community Relations of Vanderbilt. She is a past president and current board member of the University School of Nashville Board of Trustees and is the past Chair of the Metro Transit Authority where she continues to serve as a board member. In addition, Gail serves on the Boards of many non-profit organizations, including The Frist Center, The Women's Fund Advisory Board, and the YWCA.




Williams smiles as Derek Mason addresses the media after being introduced as Vanderbilt's head coach.



Williams presents the Golden Anchor to former standout linebacker Jamie Duncan during Vanderbilt Athletics Hall of Fame ceremonies last September.

ATHLETIC ADMINISTRATORS



DAVID WILLIAMS II
Vice Chancellor for
University Affairs and Athletics;
Director of Athletics



LORI ALEXANDER
Assoc. Director of Athletics:
Tennis/Women's Soccer/
Swimming



MARK CARTER
Executive Director,
National Commodore Club;
Assoc. Director of Athletics



KEVIN COLON
Assoc. Director of Athletics:
Football/Baseball/Bowling



ERIC JONES
Manager,
Ticket Office



CANDICE STOREY LEE
Senior Woman Administrator;
Assoc. Director of Athletics:
Women's Basketball/Lacrosse;
Director of Compliance



PATRICIA MARETT
Assoc. Vice Chancellor
and Chief of Staff:
Athletics and University Affairs



JEFF MILLER
General Manager,
IMG College



STEVE WALSH
Assoc. Director of Athletics:
Track & Field/Cross Country;
Director of Sales and Marketing



BROCK WILLIAMS
Assistant Vice Chancellor;
Assoc. Director of Athletics:
Men's Basketball



ROD WILLIAMSON
Director of Communications;
Assoc. Director of Athletics:
Golf



ELIZABETH WRIGHT
Director of
Academic Support



LUKE WYATT
Supervisor of Athletic
Equipment Services

VANDERBILT ATHLETICS DIRECTORY (AREA CODE: 615)

Vanderbilt Athletics Switchboard

VANDERBILT ATHLETICS ADMINISTRATION

David Williams II (Director of Athletics)	322-4831
Associate Vice Chancellor Patricia Maret (Finance)	322-4831
Brock Williams (Facilities, Men's Basketball)	343-4411
Lori Alexander (Tennis, Soccer, Swimming)	322-4118
Kevin Colon (Baseball, Football, Bowling)	343-4937
Mark Carter (National Commodore Club)	343-3109
Candice Lee (Senior Woman Administrator, Compliance, Women's Basketball, Lacrosse)	322-7992
Elizabeth Wright (Director of Academic Support)	322-0795
Rod Williamson (Director of Communications/Golf)	322-4121
Steve Walsh (Director of Sales & Marketing/ Women's Track & Field, Cross Country)	343-2580

322-GOLD (4653)

KEY ATHLETIC PHONE NUMBERS

Football Office	322-3565
Baseball Office	322-3716
Basketball Office (Men)	322-6530
Basketball Office (Women)	343-8482
Compliance Office	343-1107
IMG College (corporate marketing partner)	343-2580
Ticket Box Office	322-4653
Bookstore (Barnes & Noble @ Vanderbilt, West End Ave.)	322-2994
Brownlee O. Currey Jr. Tennis Center	322-6068

HEAD COACHES



GREG ALLEN
Women's Golf



MELANIE BALCOMB
Women's Basketball



TIM CORBIN
Baseball



IAN DUVENHAGE
Men's Tennis



DEREK GREENE
Women's Soccer



STEVE KEITH
Track, Cross Country



SCOTT LIMBAUGH
Men's Golf



GEOFF MACDONALD
Women's Tennis



DEREK MASON
Football



JEREMY ORGAN
Women's Swimming



KEVIN STALLINGS
Men's Basketball



CATHY SWEZEY
Women's Lacrosse



JOHN WILLIAMSON
Women's Bowling

ATHLETICS STAFF



Nate Bell
Senior Academic
Counselor



Angela Bess
Admin. Assistant
to Vice Chancellor/A.D.



Eric Bogle
Group Sales Associate,
Baseball



Scott Brown
Assistant Coach,
Baseball



Dan Cage
Men's Basketball
Staff



Eric Chaffin
Facilities Director,
Memorial Gym



Garry Christopher
Strength Coach,
Men's Basketball



Holly Clark
Assistant Coach,
Women's Golf



Adam Cohen
Men's Basketball
Staff



Neal Clark
Assistant Director,
Academic Support



Kendal Duncan
Development Assistant,
Natl. Commodore Club



Ashley Early
Assistant Coach,
Women's Basketball



Josie Earnest
Assistant Coach,
Bowling



Darren Edgington
Strength Coach,
Olympic Sports



Susan Ellis
Assistant Coach,
Women's Lacrosse



Jon Erickson
Director of Operations,
Women's Basketball



Drew Fann
Director of
Baseball Operations



Katie Feyes
Senior Academic
Counselor



Joe Fisher
Voice of the
Commodores



Dawnielle Fletcher
Learning Specialist,
Tutor Coordinator



Tim Folan
Donor Operations Coord.,
Natl. Commodore Club



Rose Freeman
Staff Accountant,
Business Office



Tom Garrick
Assistant,
Women's Basketball



Mike Glenn
Asst. Facilities Director,
Mail Room



Shannon Gordon
Assistant Athletic
Trainer



Aimee Graugnard
Assistant Director,
Sales & Marketing



Debbie Green
Administrative Asst.,
Men's Basketball



Jeff Haynie
Sr. Account Executive,
IMG College



Chris Ham
Assistant Athletic
Trainer



Christy Hogan
Sr. Academic Counselor,
Director of Tutoring



Trae Holthouse
Assistant Director,
Facilities & Operations



Clark Humphreys
Assistant Coach,
Women's Track & Field



Jamie Hunt
Assistant Coach,
Men's Tennis



Christine Husni
Assistant Coach,
Soccer



Kristina Jeffries
Strength Coach,
Olympic Sports



Travis Jewett
Assistant Coach,
Baseball



Derrick Jones
Men's Basketball
Staff



Kandice King
Strength Coach,
Women's Basketball



Robin Langlois
Member Services Coord.,
Natl. Commodore Club

ATHLETICS STAFF



Michele Loftis
Athletic Trainer,
Women's Basketball



Daniel Loxley
Assistant,
Ticket Office



Renee Macklin
Assistant Director of
Operations & Facilities



Daniel MacLea
Assistant Athletic
Trainer



David Macias
Strength Coach,
Baseball



George MacLellan
Video Coordinator,
Women's Basketball



Molly Malone
Assistant Athletic
Trainer



Sara Melby
Assistant Athletic
Trainer



George Midgett
Compliance
Coordinator



Angie Nicolletta
Assistant Coach,
Women's Swimming



Gina Owens
Business
Manager



John Patterson
Donor Operations Coord.,
Natl. Commodore Club



John Peach
Compliance
Coordinator



Kendra Powell
Assistant Business
Manager



Keri Richardson
Admin. Assistant,
Baseball



Tom Richardson
Men's Basketball
Staff



Rhonda Riley
Asst. Coach, Women's
Cross Country/Track



Kim Rosamond
Assistant,
Women's Basketball



Diane Scott
Executive Assistant,
Compliance



Jenny Simpkins
Accounting Assistant,
Business Office



Bart Smith
Director of National
Commodore Club



Dusty Smith
Assistant Coach,
Men's Golf



Regina Smith
Development Assistant,
Natl. Commodore Club



David Sparks
Equipment Manager,
Olympic Sports



Vicki Spina
Admin. Assistant,
Women's Basketball



Jeannie Stotts
Travel Coordinator,
Anthony Travel



Beth Taylor
Learning Specialist,
Academic Support



Julian Terrell
Director of
Video Operations



Aleke Tsoubanos
Assistant Coach,
Women's Tennis



Michelle Towns
Accounting Assistant,
Business Office



Andrew Turner
Recruiting Coordinator,
Olympic Sports



Sebastian Vecchio
Assistant Coach,
Soccer



Garrett Walker
Equipment Manager,
Baseball



Philip Walker
Facilities Director,
Currey Tennis Center



Heather Warf
Accounting Assistant,
Business Office



Alison Wenzel
Life Skills Coordinator,
Academic Counselor



Michael West
Assistant Ticket
Manager



Vickie Woolsey
Sports Psychologist,
Student Athletics



Jared Wright
Assistant,
Ticket Office



Donnie Young
Assistant Coach,
Women's Track & Field

STAFF/MEDIA POLICIES

VUCOMMODORES.COM

YOUR COMPLETE RESOURCE FOR VANDERBILT FOOTBALL

Pre-game and post-game materials for the working media are updated regularly on the Vanderbilt Athletics website, **vucommodores.com**. Most documents are available in .pdf format.

Pre-game materials at the website include game notes, updated statistics, player and coaching bios, the latest Vanderbilt releases, and press conference video streaming and transcripts. A live stats program will be provided in the press box. Official game books and final statistics, along with coach and player quotes will be provided in the press box.

PRESEASON COVERAGE

The first week of preseason camp will be open to local media outlets.

SECURING GAME CREDENTIALS

Vanderbilt does not offer online credentialing for home games.

Key Preseason Dates

TEAM REPORTS	July 30
UPPERCLASSMEN REPORT	July 31
FIRST PRACTICE	Aug. 1
FIRST DAY IN FULL GEAR	Aug. 5
DORE JAM (Fan Day)	Aug. 10

Email credential requests to Larry Leathers (larry.leathers@vanderbilt.edu). All applications will be notified of their status at least 10 days before the gameday. *Credentials will not be granted without signed approval of SEC credential policy.*

When possible, credentials will be mailed 10 days in advance. However, credentials can be picked up on Fridays

before games at our office in McGugin Center (2601 Jess Neely Dr.). On gamedays, **Media Will Call is located at Gate 1** (stadium gate closest to Marriott & Wendy's).

GAMEDAY MEDIA PARKING

Media parking will be located in Kensington Garage next to Memorial Gym. Please access the garage entrance off 25th Avenue South. All media representatives must have a proper credential to access parking garage.

PRESS BOX ACCESS

Media must wear "MEDIA" or "PHOTO" credentials to gain access to the press box. The field elevator is located near Gate 1. Seating charts will be posted.

IN-GAME FIELD ACCESS

Field access is restricted to working photojournalists from kickoff until 5:00 remaining in the game. All photographers must wear a "PHOTO" armband.

WIRELESS IN THE PRESS BOX

The press box is equipped with wireless internet access for the working press. Working photographers should transmit in the press box transmit. **TV production crews should order phone lines in advance. To order, call (615) 343-2012.**

COACH MASON'S POSTGAME REMARKS

Coach Mason's post-game press conference is held after he addresses the team. **Only properly credentialed media will be allowed into the conference.**

Media wishing to participate in postgame interviews can meet at the elevator with 5:00 left to be escorted to Dudley Field.

The location in Vanderbilt Stadium for postgame press conferences is next to the Commodore locker room. Access to the conference room is available in the south end zone field tunnel.

VANDERBILT PLAYER POSTGAME AVAILABILITY

The Vanderbilt Locker Room is closed. Up to five players will be made available for post-game interviews. These interviews will be conducted in the same room as Coach Mason's remarks. The players will enter when Mason concludes.

During home games, the visiting team interview room also is accessed from the south end zone tunnel of the stadium.

ATHLETIC COMMUNICATIONS



ROD WILLIAMSON
Director of
Communications



LARRY LEATHERS
Primary Football
Contact



KYLE PARKINSON
Secondary Football/
Baseball



BRANDON BARCA
Digital Media
Director



ANDY BOGGS
Men's Basketball/
Golf



JEROME BOETTCHER
Editor, Commodore Nation/
Soccer and Lacrosse



ROBYNN CANDISH
Communications
Administrative Assistant



DAVID DAWSON
Women's Basketball/
Track & Field/Cross Country



DANA REYNOLDS
Social Media
Coordinator



RYAN SCHULZ
Director of
Internal Relations

VANDERBILT ATHLETIC COMMUNICATIONS

MAILING ADDRESS:

2601 Jess Neely Drive,
Nashville, TN 37212

KEY DEPARTMENT TELEPHONE NUMBERS:

Communications Office Phone (615) 322-4121
Vanderbilt Stadium Press Box (615) 320-0436

VANDERBILT ATHLETIC COMMUNICATIONS INFO

area code (615)

Larry Leathers (main)	480-8226 (C) 343-6437 (O)	larry.leathers@vanderbilt.edu
Kyle Parkinson (secondary)	343-0020 (O)	kyle.parkinson@vanderbilt.edu
Rod Williamson	322-4051 (O)	rod.williamson@vanderbilt.edu
Brandon Barca	322-1012 (O)	brandon.barca@vanderbilt.edu
Andy Boggs	343-1847 (O)	andy.boggs@vanderbilt.edu
Ryan Schulz	343-4396 (O)	ryan.schulz@vanderbilt.edu
David Dawson	343-5823 (O)	david.dawson@vanderbilt.edu
Jerome Boettcher	343-0019 (O)	jerome.boettcher@vanderbilt.edu
Dana Reynolds	322-8797 (O)	dana.j.reynolds@vanderbilt.edu

VANDERBILT FOOTBALL TWITTER ACCOUNTS

Coach Derek Mason: #CoachDerekMason
Official Vanderbilt Football: #vandyfootball

RADIO NETWORK, POLICIES



The Commodore radio crew, from left: play-by-play announcer Joe Fisher, producer Bob Horner and analyst John Gromos. Sideline reporter Mitchell Light is not pictured.

VANDERBILT RADIO NETWORK

Joe Fisher, John Gromos and Mitchell Light provide concise and insightful Commodore coverage on the Vanderbilt Radio Network.

A Nashville native, Fisher enters his 17th season as the team's play-by-play announcer. He handles similar duties for Vanderbilt men's basketball and baseball. Fisher also serves as Vanderbilt Athletics' Director of Broadcasting.

Prior to joining Vanderbilt, Fisher was a television sports anchor in the Nashville market from 1987-96, with stints at WSMV-4 and WKRN-2. He

also worked in public relations.

Gromos enters his 19th season as analyst. A former Vanderbilt quarterback, he ranks among the team's all-time Top 15 in passing yardage.

Gromos serves as Manager of Business Development for Turner Universal. He earned a degree in engineering from Vanderbilt in 1990.

Light enters his third season providing sideline commentary. Light is a Vanderbilt graduate and editor of Athlon sports publications.

Bob Horner has served as producer/engineer for more than two decades.



The Vanderbilt Radio Network features the widely heard evening signal of NewsRadio 1510 WLAC.

Commodore football games in Middle Tennessee will now be available on 1510 WLAC and two other Nashville affiliates: WNSR 560-AM and FM-95.9.

NewsRadio 1510 WLAC became the Vanderbilt Network flagship prior to the 2012 season. Vanderbilt night games can now be heard across more than 30 states on NewsRadio 1510 WLAC.

Coach Mason's weekly call-in show hosted by Joe Fisher is heard Mondays at 6:30 p.m. on 1510-AM.

Vanderbilt Radio Network



NewsRadio 1510 WLAC *	Nashville
WNSR AM-560	Nashville
WNSR 95.9-FM	Nashville
WSLV AM-1110	Ardmore
WQSV AM-790	Ashland City
WDOD AM-1310	Chattanooga
WEKR AM-1240	Fayetteville
WJJM AM-1490	Lewisburg
WMSR AM-1320	Manchester
KWAM AM-990	Memphis

*Vanderbilt Radio Network flagship

Coach Mason's Weekly Press Opportunities

• WEEKLY PRESS CONFERENCE ON TUESDAYS

Coach Mason meets with local media each Tuesday of game week, starting at 12 noon, CT. It will held in a new location this year – the Commodores' Press Conference Room in Vanderbilt Stadium. It was formerly held in McGugin Center McCall Room.

• WEEKLY SEC TELECONFERENCE ON WEDNESDAYS

Each Wednesday of the season, Mason is available to out-of-town media via the SEC Coaches' Teleconference at 10:56 a.m., CT. Call 205-458-3010 for info.

Game Week Interview Policies

All interview requests for Coach Mason and Vanderbilt players must go through Athletic Communications staff.

Starting Wednesday, August 13 and continuing through the season, Coach Mason will be available to media members at the conclusion of each Wednesday practice excluding Aug. 27.

Vanderbilt student-athletes and assistant coaches also will be available to media after the Wednesday sessions.

Media outlets are permitted to shoot the closing segment of Wednesday's practice; otherwise, sessions are closed.

NASHVILLE MEDIA OUTLETS

Wire Service

ASSOCIATED PRESS

Teresa Walker, beat writer, Nashville bureau • 615-373-9988

Newspapers

THE TENNESSEAN (AM daily)

Nick Cole, beat • 615-259-8010 • tennessean.com

VANDERBILT HUSTLER (student publication)

Box 1504, Station B, Nashville • 615-322-2424 • insidevandy.com

Radio Stations

WNSR AM-560

WNSR 95.9-FM

Dual AM-FM sports talk signal;
In-studio phone: 615-844-5600

104.5-FM "THE ZONE"

In-studio phone: 615-737-1045

102.5-FM "THE GAME"

94.9-FM "THE GAME2"

In-studio phone: 615-737-1025

NEWSRADIO 1510 WLAC

• Commodore Flagship
Commodore Update with Joe Fisher, Monday-Friday

Television Stations

WKRN-TV, ABC-2

Nashville • 615-369-7240

WSMV-TV, NBC-4

Nashville • 615-353-2407

WTVF-TV, CBS-5

Nashville • 615-248-5285

WZTV-TV, FOX-17

Nashville • 615-369-5562

VANDERBILT STADIUM



Gameday on the Vanderbilt campus

MEDIA PARKING.....Kensington Garage
.....(garage on 25th Avenue South next to Memorial Gym)
MEDIA WILL CALL.....Vanderbilt Stadium Gate 1
.....(stadium entrance closest to Vanderbilt Marriott)
PRESS BOX.....Third floor, west side of stadium
.....(press box typically opens two hours prior to kickoff)

Directions to Vanderbilt Stadium

ARRIVING FROM SOUTH OF NASHVILLE

Take I-65 North to I-40 West to Exit 209A (Broadway-West End). Turn left to go west on Broadway. When Broadway splits, stay to the right to enter West End Ave. Take West End past the University's three high-rise dorms and turn left on 25th Ave. Garage access is one block on right, just before Memorial Gym.

ARRIVING FROM NORTH OF NASHVILLE

Take I-65 South into downtown and take Exit 209B (Broadway-West End). Turn right on Broadway. When Broadway splits, stay to the right to enter West End Avenue. Take West End past the University on the left, turn left on 25th Avenue. Access into Kensington Garage is a block on right just before Memorial Gym.

ARRIVING FROM EAST OF NASHVILLE

Take I-40 West/I-65 North downtown to Exit 209A (Broadway-West End). Turn left at light, headed west on Broadway. When Broadway splits, veer right to enter West End Ave. Take West End past the University's three high-rise dorms and turn left on 25th Ave. Garage access is one block on right, just before Memorial Gym.

ARRIVING FROM WEST OF NASHVILLE

Take I-40 East to I-440 East. Take the first exit (Murphy Road-West End) and turn left at redlight. In .25 mile, turn left onto West End. The campus will be on your right. Turn right on 25th Avenue (one block past Wendy's). Kensington Garage access is one block on right, just before Memorial Gym.

ARRIVING FROM CHATTANOOGA/ATLANTA

Take I-24 West to I-440 West. Take Exit 1 (West End Avenue). Stay right off the exit onto West End. The Vanderbilt campus will be on your right. Turn right on 25th Avenue (one block past Wendy's). Kensington Garage access is one block on right, just before Memorial Gym.

VANDERBILT STADIUM: HOME TO THE COMMODORES SINCE 1981

Several recent improvements have been made to 40,350-capacity Vanderbilt Stadium, home to the Commodores since 1981.

The gameday experience in Vanderbilt's on-campus venue were substantially improved in 2013 with the construction of a 450-capacity hillside berm next to the north end zone. Behind the berm, university officials installed a new video board that more than doubled the size of the stadium's former visual board.

Vanderbilt Stadium's Dudley Field playing surface, where the 'Dores have played dating back to 1922, also has received upgrades. In 2012, it returned to a synthetic surface for the first time in more than decade when the university decided to add cushioned Shaw Sportex turf. The surface has drawn rave reviews from Vanderbilt players, who also benefited with the addition of new stadium lights the same year.

The 2012 work adds to other major recent improvements. A thorough exterior renovation was completed in 2008-10, including new plazas and entrances at Gates 2 & 3 and an exterior paint and brick effort to unify Vanderbilt Stadium and the program's two other biggest sporting venues, Hawkins Field and Memorial Gym.



2014 OPPONENTS

Game 1: Temple

Vanderbilt Stadium, Nashville, Thursday, Aug. 28
Kickoff: 8:15 pm CT; Television: SEC Network

GENERAL INFORMATION

Location Philadelphia, Pa.
Founded 1884
Undergraduate Enrollment 27,710
Nickname Owls
Conference American Athletic
All-time Record 416-544-53 (.437)
2013 Record/AAC mark 2-10/1-7
Stadium Lincoln Financial Field (69,029)
Official Website owlsports.com

HEAD COACH

Matt Rhule Penn State, 1997
Record at Temple 2-10 (2nd year)
Career Head Coaching Record 2-10 (2nd year)

VS. TEMPLE

Overall Series: Tied 1-1
VU-Temple @ Vanderbilt 1-0
VU-Temple @ Philadelphia 0-1

SPORTS INFORMATION

Football SID Contact Rich Burg
Office Phone: 215/204-0876
Email Address: rich.burg@temple.edu
Mailing Address: Temple Media Relations
1700 North Broad Street, Fourth Floor
Philadelphia, PA 19122

Game 2: Ole Miss

LP Field, Nashville, Sept. 6
Kickoff: 3:30 pm CT; Television: ESPN

GENERAL INFORMATION

Location Oxford, Miss.
Founded 1848
Undergraduate Enrollment 16,100
Nickname Rebels
Conference Southeastern
All-time Record 636-497-35 (.560)
2013 Record/SEC mark 8-5/3-5 (T-5th/West)
Stadium Vaught-Hemingway (60,580)
Official Website OleMissSports.com

HEAD COACH

Hugh Freeze Southern Miss, 1992
Record at Ole Miss 15-11 (3rd year)
Career Head Coaching Record 45-18 (5th year)

VS. OLE MISS

Overall Series: Vanderbilt trails 38-48-2
VU-Ole Miss @ Vanderbilt 27-23-2
VU-Ole Miss @ Oxford/Jackson/Memphis 11-25

SPORTS INFORMATION

Football SID Contact Kyle Campbell
Office Phone: 662/915-7544
Email Address: ekcampbe@olemiss.edu
Mailing Address: Ole Miss Media Relations
P.O. Box 1848,
University, MS 38677

Game 3: UMass

Vanderbilt Stadium, Nashville, Sept. 13
Kickoff: 11 am CT; Television: TBA

GENERAL INFORMATION

Location Amherst, Mass.
Founded 1863
Undergraduate Enrollment 22,000
Nickname Minutemen
Conference Mid-American
All-time Record 558-548-51 (.482)
2013 Record/MAC mark 1-11/1-7
Stadium Gillette (68,756)
Official Website umassathletics.com

HEAD COACH

Mark Whipple Brown, 1979
Record at UMass 49-26 (7th year; 2nd stint)
Career Head Coaching Record 121-59 (17th year)

VS. UMASS

Overall Series: Vanderbilt leads 2-0
VU-UMass @ Vanderbilt 1-0
VU-UMass @ Foxborough 1-0

SPORTS INFORMATION

Football SID Contact John Sinnett
Office Phone: 413/545-1744
Email Address: jsinnett@admin.umass.edu
Mailing Address: 250 Boyden Building
Univ. of Massachusetts,
Amherst, MA 01003

Game 4: So. Carolina

Vanderbilt Stadium, Nashville, Sept. 20
Kickoff: TBA; Television: TBA

GENERAL INFORMATION

Location Columbia, S.C.
Founded 1801
Undergraduate Enrollment 21,750
Nickname Gamecocks
Conference Southeastern
All-time Record 577-547-44 (.494)
2013 Record/SEC mark 11-2/6-2 (2nd/East)
Stadium Williams-Brice (80,250)
Official Website gamecocksonline.com

HEAD COACH

Steve Spurrier Florida, 1967
Record at South Carolina 77-39 (10th year)
Career Head Coaching Record 219-79-2 (25th year)

VS. SOUTH CAROLINA

Overall Series: Vanderbilt trails 4-19
VU-South Carolina @ Vanderbilt 2-9
VU-South Carolina @ Columbia 2-10

SPORTS INFORMATION

Football SID Contact Steve Fink
Office • Cell Phone: 803/777-5204 • 240-5268
Email Address: sfink@gwm.sc.edu
Mailing Address: USC Sports Information
Enright Center, 1300 Rosewood Dr.
Columbia, SC 29208

Game 5: Kentucky

Commonwealth Stadium, Lexington, Ky., Sept. 27
Kickoff: TBA; Television: TBA

GENERAL INFORMATION

Location Lexington, Ky.
Founded 1865
Undergraduate Enrollment 21,000
Nickname Wildcats
Conference Southeastern
All-time Record 582-592-44 (.477)
2013 Record/SEC mark 2-10/0-8 (7th/East)
Stadium Commonwealth (67,942)
Official Website UKathletics.com

HEAD COACH

Mark Stoops Iowa, 1988
Record at Kentucky 2-10 (2nd year)
Career Head Coaching Record 2-10 (2nd year)

VS. KENTUCKY

Overall Series: Tied 41-41-4
VU-Kentucky @ Vanderbilt 26-19-2
VU-Kentucky @ Lexington 15-22-2

SPORTS INFORMATION

Football SID Contact Tony Neely
Office • Home Phone: 859/257-3838 • 859/224-9493
Email Address: tneely@email.uky.edu
Mailing Address: Kentucky Sports Information
Craft Center, 338 Lexington Avenue
Lexington, KY 40506

Game 6: Georgia

Sanford Stadium, Athens, Ga., Oct. 4
Kickoff: TBA; Television: TBA

GENERAL INFORMATION

Location Athens, Ga.
Founded 1785
Undergraduate Enrollment 26,000
Nickname Bulldogs
Conference Southeastern
All-time Record 767-407-54 (.624)
2013 Record/SEC mark 8-5/5-3 (3rd/East)
Stadium Sanford Stadium (80,250)
Official Website GeorgiaDogs.com

HEAD COACH

Mark Richt Miami (Fla.), 1982
Record at Georgia 126-45 (14th year)
Career Head Coaching Record 126-45 (14th year)

VS. GEORGIA

Overall Series: Vanderbilt trails 19-53-2
VU-Georgia @ Vanderbilt 11-24-2
VU-Georgia @ Athens/Atlanta 8-29-0

SPORTS INFORMATION

Football SID Contact Claude Felton
Office • Cell Phone: 706/542-1621 • 706/540-4029
Email Address: cfelton@sports.uga.edu
Mailing Address: UGA Athletic Communications
P.O. Box 1472,
Athens, GA 30603

2014 OPPONENTS

Game 7: Charleston So.

Vanderbilt Stadium, Nashville, Oct. 11

Kickoff: TBA; Television: TBA

GENERAL INFORMATION

Location	Charleston, S.C.
Founded	1964
Undergraduate Enrollment	3,200
Nickname	Buccaneers
Conference	Big South
All-time Record	77-151-0 (.338)
2013 Record/Big South mark	10-3 (3-2)
Stadium	Buccaneer Field (4,000)
Official Website	csusports.com

HEAD COACH

Jamey Chadwell	East Tennessee State, 1999
Record at Charleston Southern	10-3 (2nd year)
Career Head Coaching Record	35-24 (6th year)

VS. CHARLESTON SOUTHERN

This is the first meeting between schools

SPORTS INFORMATION

Football Contact:	Kevin O'Rourke
Office Phone:	843/863-7289
Email Address:	korourke@csuniv.edu
Mailing Address:	Charleston Southern Athletics 9200 University Blvd. Charleston, S.C. 29406

Game 8: Missouri

Faurot Field, Columbia, Mo., Oct. 25

Kickoff: TBA; Television: TBA

GENERAL INFORMATION

Location	Columbia, Mo.
Founded	1839
Undergraduate Enrollment	25,500
Nickname	Tigers
Conference	Southeastern
All-time Record	630-530-52 (.542)
2013 Record/SEC mark	12-2/7-1 (1st-East)
Stadium	Memorial/Faurot Field (67,124)
Official Website	MUTigers.com

HEAD COACH

Gary Pinkel	Kent State, 1973
Record at Missouri	102-63 (14th year)
Career Head Coaching Record	177-100-3 (24rd year)

VS. MISSOURI

Overall Series: Missouri	3-2-1
VU-Missouri @ Vanderbilt	0-1-1
VU-Missouri @ Columbia/St. Louis	2-2-0

SPORTS INFORMATION

Football SID Contact	Chad Moller
Office Phone:	573/268-3110
Email Address:	mollerc@missouri.edu
Mailing Address:	Mizzou Arena One Champions Drive, Columbia, Mo. 65205

Game 9: Old Dominion

Vanderbilt Stadium, Nashville, Nov. 1

Kickoff: TBA; Television: TBA

GENERAL INFORMATION

Location	Norfolk, Va.
Founded	1964
Undergraduate Enrollment	3,298
Nickname	Monarchs
Conference	CUSA
All-time Record	108-33-4 (.759)
2013 Record	8-4
Stadium	S.B. Ballard (20,118)
Official Website	odusports.cstv.com

HEAD COACH

Bobby Wilder	Maine, 1987
Record at Old Dominion	46-15 (5th year)
Career Head Coaching Record	46-15 (5th year)

VS. OLD DOMINION

This is the first meeting between schools

SPORTS INFORMATION

Football SID Contact	Eric Bohannon
Office Phone:	757/683-3374
Email Address:	ebhannon@odu.edu
Mailing Address:	Old Dominion Athletics Jim Jarrett Athletic Administration Building Norfolk, Va. 23529-0201

Game 10: Florida

Vanderbilt Stadium, Nashville, Nov. 8

Kickoff: TBA; Television: TBA

GENERAL INFORMATION

Location	Gainesville, Fla.
Founded	1853
Undergraduate Enrollment	34,000
Nickname	Gators
Conference	Southeastern
All-time Record	684-388-40 (.633)
2013 Record/SEC mark	4-8/3-5 (5th/East)
Stadium	Ben Hill Griffin/Florida Field (88,548)
Official Website	gatorzone.com

HEAD COACH

Will Muschamp	Georgia, 1995
Record at Florida	22-16 (4th year)
Career Head Coaching Record	22-16 (4th year)

VS. FLORIDA

Overall Series: Vanderbilt trails	10-35-2
VU-Florida @ Vanderbilt	7-14-1
VU-Florida @ Gainesville/Jacksonville	3-21-1

SPORTS INFORMATION

Football SID Contact	Steve McClain
Office Phone:	352/375-4683 #6115
Email Address:	stevem@gators.uaa.ufl.edu
Mailing Address:	Lemerand Drive-Stadium Gainesville, FL 32611

Game 11: Miss. State

Starkville, Miss, Nov. 22

Kickoff: TBA; Television: TBA

GENERAL INFORMATION

Location	Starkville, Miss.
Founded	1878
Undergraduate Enrollment	20,424
Nickname	Bulldogs
Conference	Southeastern
All-time Record	516-549-39 (.485)
2013 Record/SEC mark	7-6/3-5
Stadium	Davis Wade (61,337)
Official Website	hailstate.com

HEAD COACH

Dan Mullen	Ursinus College, 1994
Record at Mississippi State	36-28 (6th year)
Career Head Coaching Record	36-28 (6th year)

VS. MISSISSIPPI STATE

Overall Series: Vanderbilt trails	7-12-2
VU-Miss. State @ Vanderbilt	5-6-2
VU-Miss. State @ Starkville	1-6
VU-Miss. State @ neutral field	1-0

SPORTS INFORMATION

Football SID Contact	Bill Martin
Office Phone:	662/325-0967
Email Address:	BMartin@athletics.msstate.edu
Mailing Address:	Davis Wade Stadium P.O. Box 5308, Mississippi State, MS 39762

Game 12: Tennessee

Vanderbilt Stadium, Nashville, Nov. 29

Kickoff: TBA; Television: TBA

GENERAL INFORMATION

Location	Knoxville, Tenn.
Founded	1794
Undergraduate Enrollment	20,800
Nickname	Volunteers
Conference	Southeastern
All-time Record	804-361-53 (.682)
2013 Record/SEC mark	5-7/1-7 (6th/East)
Stadium	Neyland (102,455)
Official Website	UTsports.com

HEAD COACH

Butch Jones	Ferris (Mich.) State, 1989
Record at Tennessee	5-7 (2nd year)
Career Head Coaching Record	55-34 (8th year)

VS. TENNESSEE

Overall Series: Vanderbilt trails	30-73-5
VU-Tennessee @ Vanderbilt	19-35-4
VU-Tennessee @ Knoxville	11-38-1

SPORTS INFORMATION

Football SID Contact	Jimmy Stanton
Office Phone:	865/974-4167
Email Address:	jimmystanton@tennessee.edu
Mailing Address:	255 Stokely Athletic Center 1720 Volunteer Blvd. Knoxville, TN 37996

ALL-TIME VS. OPPONENTS

TEMPLE

The series is tied 1-1

1935	Philadelphia	L	3-6
2006	Nashville	W	43-14

OLE MISS

Vanderbilt trails 38-48-2

1894	Nashville	W	40-0
1899	Memphis	W	11-0
1900	Nashville	W	6-0
1902	Nashville	W	29-0
1903	Nashville	W	33-0
1904	Nashville	W	69-0
1906	Nashville	W	29-0
1907	Nashville	W	60-0
1908	Nashville	W	29-0
1909	Nashville	W	17-0
1910	Nashville	W	9-2
1911	Nashville	W	21-0
1912	Nashville	W	24-0
1915	Memphis	W	91-0
1916	Nashville	W	35-0
1925	Nashville	W	7-0
1929	Nashville	W	19-7
1930	Nashville	W	24-0
1938	Nashville	W	13-7
1939	Memphis	L	7-14
1940	Nashville	L	7-13
1942	Memphis	W	19-10
1945	Nashville	L	7-14
1946	Memphis	W	7-0
1947	Nashville	W	10-6
1948	Oxford	L	7-20
1949	Nashville	W	28-27
1950	Nashville	W	20-14
1951	Memphis	W	34-20
1952	Nashville	T	21-21
1953	Oxford	L	6-28
1954	Nashville	L	7-22
1955	Memphis	L	0-13
1956	Oxford	L	0-16
1957	Nashville	L	0-28
1959	Nashville	L	0-33
1960	Nashville	L	0-26
1961	Oxford	L	0-47
1962	Nashville	L	0-35
1963	Oxford	L	7-27
1964	Nashville	T	7-7
1965	Oxford	L	7-24
1966	Jackson	L	0-34
1967	Nashville	L	7-28
1970	Nashville	L	16-26
1971	Oxford	L	7-28
1972	Nashville	L	7-31
1973	Oxford	L	14-24
1974	Nashville	W	24-14
1975	Oxford	L	7-17
1976	Nashville	L	3-20
1977	Oxford	L	14-26
1978	Nashville	L	10-35
1979	Oxford	L	28-63
1980	Nashville	L	14-27
1981	Oxford	W	27-23
1982	Nashville	W	19-10
1983	Oxford	L	14-21
1984	Nashville	W	37-20
1985	Oxford	L	7-35
1986	Nashville	L	12-28
1987	Oxford	L	14-42
1988	Nashville	L	28-36
1989	Oxford	L	16-24
1990	Nashville	L	13-14
1991	Oxford	W	30-27
1992	Nashville	W	31-9
1993	Oxford	L	7-49
1994	Nashville	L	14-20
1995	Oxford	L	10-21
1996	Nashville	L	9-20
1997	Oxford	L	3-15
1998	Nashville	L	6-30
1999	Oxford (OT)	W	37-34
2000	Nashville	L	7-12

2001	Oxford	L	27-38
2002	Oxford	L	38-45
2003	Nashville	L	21-24
2004	Oxford (OT)	L	24-27
2005	Nashville	W	31-23
2006	Oxford	L	10-17
2007	Nashville	W	31-17
2008	Oxford	W	23-17
2009	Nashville	L	7-23
2010	Oxford	W	28-14
2011	Nashville	W	30-7
2012	Oxford	W	27-26
2013	Nashville	L	35-39

MASSACHUSETTS

Vanderbilt leads 2-0

2012	Nashville	W	49-7
2013	Foxborough	W	24-7

SOUTH CAROLINA

Vanderbilt trails 4-19

1961	Nashville	L	7-23
1992	Nashville	L	17-21
1993	Columbia	L	0-22
1994	Nashville	L	16-19
1995	Columbia	L	14-52
1996	Nashville	L	0-27
1997	Columbia	L	3-35
1998	Nashville	W	17-14
1999	Columbia	W	11-10
2000	Nashville	L	14-30
2001	Columbia	L	46-14
2002	Nashville	L	14-20
2003	Columbia	L	24-35
2004	Nashville	L	6-31
2005	Columbia	L	28-35
2006	Nashville	L	13-31
2007	Columbia	W	17-6
2008	Nashville	W	24-17
2009	Columbia	L	10-14
2010	Nashville	L	7-21
2011	Columbia	L	3-21
2012	Nashville	L	13-17
2013	Columbia	L	25-35

KENTUCKY

The series is tied 41-41-4

1896	Nashville	W	6-0
1897	Nashville	W	50-0
1901	Nashville	W	22-0
1906	Nashville	W	28-0
1907	Nashville	W	40-0
1911	Nashville	W	18-0
1916	Lexington	W	45-0
1917	Lexington	W	5-0
1918	Nashville	W	33-0
1919	Lexington	T	0-0
1920	Nashville	W	20-0
1921	Lexington	W	21-14
1922	Nashville	W	9-0
1927	Nashville	W	34-6
1928	Nashville	W	14-7
1937	Nashville	W	12-0
1938	Lexington	W	14-7
1939	Nashville	L	13-21
1940	Nashville	T	7-7
1941	Lexington	W	39-15
1942	Lexington	W	7-6
1945	Nashville	W	19-6
1946	Lexington	L	7-10
1947	Nashville	L	0-14
1948	Lexington	W	26-7
1953	Nashville	L	14-40
1954	Lexington	L	7-19
1955	Nashville	W	34-0
1956	Lexington	L	6-7
1957	Nashville	W	12-7
1958	Lexington	T	0-0
1959	Nashville	W	11-6
1960	Lexington	L	0-27
1961	Nashville	L	3-16
1962	Lexington	L	0-7

1963	Nashville	T	0-0
1964	Lexington	L	21-22
1965	Nashville	L	0-34
1966	Lexington	L	10-14
1967	Nashville	L	7-12
1968	Lexington	W	6-0
1969	Nashville	W	42-6
1970	Lexington	W	18-17
1971	Nashville	L	7-14
1972	Lexington	L	13-14
1973	Nashville	L	17-27
1974	Lexington	L	12-38
1975	Nashville	W	13-3
1976	Lexington	L	0-14
1977	Nashville	L	6-28
1978	Lexington	L	3-52
1979	Nashville	L	10-29
1980	Lexington	L	10-31
1981	Nashville	L	10-17
1982	Lexington	W	23-10
1983	Nashville	L	8-17
1984	Lexington	L	18-27
1985	Nashville	W	31-24
1986	Lexington	L	22-34
1987	Nashville	W	38-29
1988	Lexington	L	13-14
1989	Nashville	L	11-15
1990	Lexington	L	21-28
1991	Nashville	W	17-7
1992	Lexington	W	20-7
1993	Nashville	W	12-7
1994	Lexington	W	24-6
1995	Nashville	W	14-10
1996	Lexington	L	0-25
1997	Nashville	L	10-21
1998	Lexington	L	17-55
1999	Nashville	L	17-19
2000	Lexington	W	24-20
2001	Nashville	L	30-56
2002	Lexington	L	21-41
2003	Nashville	W	28-17
2004	Lexington	L	13-14
2005	Nashville	L	43-48
2006	Lexington	L	26-38
2007	Nashville	L	20-27
2008	Lexington	W	31-24
2009	Nashville	L	13-24
2010	Lexington	L	20-38
2011	Nashville	W	38-8
2012	Lexington	W	40-0
2013	Nashville	W	22-6

GEORGIA

Vanderbilt trails 19-53-2

1893	Nashville	W	35-0
1895	Nashville	W	6-0
1898	Atlanta	L	0-4
1901	Nashville	W	47-0
1911	Nashville	W	17-0
1912	Atlanta	W	46-0
1921	Nashville	T	7-7
1922	Athens	W	12-0
1923	Nashville	W	35-7
1924	Nashville	L	0-3
1925	Athens	L	7-26
1926	Nashville	W	14-13
1931	Athens	L	0-9
1932	Nashville	W	12-6
1952	Nashville	L	7-19
1954	Athens	L	14-16
1955	Athens	L	13-14
1956	Nashville	W	14-0
1957	Athens	W	9-6
1958	Nashville	W	21-14
1959	Athens	L	6-21
1960	Nashville	L	7-18
1961	Athens	W	21-0
1962	Nashville	L	0-10
1963	Athens	L	0-20
1964	Nashville	L	0-7
1965	Athens	L	10-24

1968	Athens	L	6-32
1969	Nashville	L	8-40
1970	Athens	L	3-37
1971	Athens	L	0-24
1972	Athens	L	3-28
1973	Nashville	W	18-14
1974	Athens	L	31-38
1975	Nashville	L	3-47
1976	Athens	L	0-45
1977	Nashville	L	13-24
1978	Athens	L	10-31
1979	Nashville	L	10-31
1980	Athens	L	0-41
1981	Nashville	L	21-53
1982	Athens	L	13-27
1983	Nashville	L	13-20
1984	Athens	L	35-62
1985	Nashville	T	13-13
1986	Athens	L	16-38
1987	Nashville	L	24-52
1988	Athens	L	22-41
1989	Nashville	L	16-35
1990	Athens	L	28-39
1991	Nashville	W	27-25
1992	Athens	L	20-30
1993	Nashville	L	3-41
1994	Athens	W	43-30
1995	Nashville	L	6-17
1996	Athens	L	2-13
1997	Nashville	L	13-34
1998	Athens	L	6-31
1999	Nashville	L	17-27
2000	Athens	L	19-29
2001	Nashville	L	14-30
2002	Athens	L	17-48
2003	Nashville	L	8-27
2004	Athens	L	3-33
2005	Nashville	L	17-34
2006	Athens	W	24-22
2007	Nashville	L	17-20
2008	Athens	L	14-24
2009	Nashville	L	10-34
2010	Athens	L	0-43
2011	Nashville	L	28-33
2012	Athens	L	3-48
2013	Nashville	W	31-27

CHARLESTON SOUTHERN

First meeting between schools

MISSOURI

Vanderbilt trails 2-3-1

1895	Columbia	L	0-14
1896	St. Louis	L	6-26
1957	Nashville	T	7-7
1958	Columbia	W	12-8
2012	Columbia	W	19-15
2013	Nashville	L	28-51

OLD DOMINION

First meeting between schools

FLORIDA

Vanderbilt trails 10-35-2

1945	Gainesville	W	7-0
1946	Nashville	W	20-0
1949	Jacksonville	W	22-17
1950	Nashville	L	27-31
1951	Gainesville	L	13-33
1952	Nashville	W	20-13
1955	Nashville	W	21-8
1956	Nashville	L	7-21
1957	Gainesville	L	7-14
1958	Gainesville	T	6-6
1959	Nashville	W	13-6
1960	Gainesville	L	0-12
1961	Nashville	L	0-7
1962	Gainesville	L	7-42
1963	Nashville	L	0-21
1966	Nashville	L	0-13
1967	Gainesville	L	22-27
1968	Nashville	T	14-14

1969	Gainesville	L	20-41
1974	Nashville	W	24-10
1975	Gainesville	L	0-35
1982	Nashville	W	31-29
1983	Gainesville	L	10-29
1988	Nashville	W	24-9
1989	Gainesville	L	11-34
1992	Nashville	L	21-41
1993	Gainesville	L	0-52
1994	Nashville	L	7-24
1995	Gainesville	L	7-38

SEC SCHEDULE/2014-15 BOWLS

SOUTHEASTERN CONFERENCE COMPOSITE SCHEDULE

Thursday, Aug. 28

Texas A&M at So. Carolina
Temple at Vanderbilt
Boise State vs. Ole Miss #

Saturday, Aug. 30

West Virginia vs. Alabama #
Arkansas at Auburn
Idaho at Florida
Clemson at Georgia
UT-Martin at Kentucky
LSU vs Wisconsin @
Southern Miss. at Miss. State
So. Dakota State at Missouri

Sunday, Aug. 31

Utah State at Tennessee

Saturday, Sept. 6

Fla. Atlantic at Alabama
Nicholls State at Arkansas
San Jose State at Auburn
Eastern Mich. at Florida
Ohio at Kentucky
Sam Houston at LSU
Ole Miss at Vanderbilt ^
Miss. State at UAB
Missouri at Toledo
East Carolina at So. Carolina
Arkansas State at Tennessee
Lamar at Texas A&M

Saturday, Sept. 13

Southern Miss. at Alabama
Arkansas at Texas Tech
Florida at Kentucky
Georgia at So. Carolina
La-Monroe at LSU
UL-Lafayette at Ole Miss
South Alabama at Miss. State
UCF at Missouri
Rice at Texas A&M
UMass at Vanderbilt

Saturday, Sept. 20

Florida at Alabama
No. Illinois at Arkansas
Auburn at Kansas State
Troy at Georgia
Miss. State at LSU
Indiana at Missouri
So. Carolina at Vanderbilt
Texas A&M at SMU

Saturday, Sept. 27

Arkansas vs. Texas A&M @
La. Tech at Auburn
Tennessee at Georgia
Vanderbilt at Kentucky
New Mexico State at LSU
Ole Miss at Memphis *
Missouri at So. Carolina
Arkansas vs. Texas A&M @

Saturday, Oct. 4

Alabama at Ole Miss
LSU at Auburn
Florida at Tennessee
Georgia at Vanderbilt
So. Carolina at Kentucky
Texas A&M at Miss. State

Saturday, Oct. 11

Alabama at Arkansas
Auburn at Miss. State
LSU at Florida
Georgia at Missouri
La-Monroe at Kentucky
Ole Miss at Texas A&M
UT-Chattanooga at Tennessee
Charleston So. at Vanderbilt

Saturday, Oct. 18

Texas A&M at Alabama
Georgia at Arkansas +
Missouri at Florida
Kentucky at LSU
Tennessee at Ole Miss
Furman at So. Carolina

Saturday, Oct. 25

Alabama at Tennessee
UAB at Arkansas
So. Carolina at Auburn

Miss. State at Kentucky
Ole Miss at LSU
Vanderbilt at Missouri

Saturday, Nov. 1

Arkansas at Miss. State
Auburn at Ole Miss
Florida at Georgia %
Kentucky at Missouri
Tennessee at So. Carolina
La-Monroe at Texas A&M
Old Dominion at Vanderbilt

Saturday, Nov. 8

Alabama at LSU
Texas A&M at Auburn
Florida at Vanderbilt
Georgia at Kentucky
Presbyterian at Ole Miss
UT-Martin at Miss. State

Saturday, Nov. 15

Miss. State at Alabama
LSU at Arkansas
Auburn at Georgia
South Carolina at Florida
Kentucky at Tennessee
Missouri at Texas A&M

Saturday, Nov. 22

Western Carolina at Alabama
Ole Miss at Arkansas
Samford at Auburn
Eastern Ky. at Florida
Charleston So. at Georgia
Vanderbilt at Miss. State
Missouri at Tennessee

Thursday, Nov. 27

LSU at Texas A&M

Saturday, Nov. 29

Auburn at Alabama
Arkansas at Missouri
Florida at Florida State
Georgia Tech at Georgia
Kentucky at Louisville
Miss. State at Oxford
South Carolina at Clemson
Tennessee at Vanderbilt

Saturday, Dec. 6

SEC Championship Game #

Georgia Dome, Atlanta
^ LP Field, Nashville
@ Arlington, Texas
% Jacksonville, Fla.
+ Little Rock, Ark.
* Memphis, Tenn.

2014-15 POSTSEASON BOWL SCHEDULE

Date	Bowl	Location	Kickoff	Conference Matchups	TV
Jan. 12	Championship Game	Arlington, Texas	7:30 pm	Semifinal winners	ESPN
Jan. 1	Rose (Semifinal)	Pasadena, Calif.	4 pm	TBD vs. TBD	ESPN
Jan. 1	Sugar (Semifinal)	New Orleans, La.	7 pm	TBD vs. TBD	ESPN
Jan. 4	Birmingham	Birmingham, Ala.	noon	SEC vs. American	TBA
Jan. 2	TaxSlayer.com Gator	Jacksonville, Fla.	TBA	ACC/Big Ten vs. SEC	ESPN
Jan. 2	Alamo	San Antonio, Texas	5:45 pm	Big 12 vs. Pac-12	ESPN
Jan. 2	Lockheed Martin Armed Forces	Fort Worth, Texas	11 am	American vs. Army	ESPN
Jan. 1	AT&T Cotton	Arlington, Texas	noon	At-Large vs. Group of Five	ESPN
Jan. 1	Outback	Tampa, Fla.	noon	Big Ten vs. SEC	TBA
Jan. 1	Capital One	Orlando, Fla.	noon	ACC/Big Ten vs. SEC	ABC
Dec. 31	Fiesta	Glendale, Ariz.	TBA	At-Large vs. Group of Five	ESPN
Dec. 31	Orange	Miami, Fla.	TBA	ACC vs. Big Ten/SEC/N. Dame	ESPN
Dec. 31	Peach	Atlanta, Ga.	TBA	At-Large vs. Group of Five	ESPN
Dec. 30	Fight Hunger	Santa Clara, Calif.	9 pm	Big Ten vs. Pac-12	ESPN
Dec. 30	Belk	Charlotte, N.C.	5:45 pm	ACC vs. SEC	ESPN
Dec. 30	Franklin American Mortgage Music City	Nashville, Tenn.	TBA	ACC/Big Ten vs. SEC	TBA
Dec. 30	Detroit	Detroit, Mich.	TBA	Big Ten vs. ACC	TBA
Dec. 29	Texas	Houston, Texas	8 pm	Big 12 vs. SEC	ESPN
Dec. 29	AutoZone Liberty	Memphis, Tenn.	1 pm	Big 12 vs. SEC	TBA
Dec. 27	Holiday	San Diego, Calif.	7 pm	Big Ten vs. Pac-12	ESPN
Dec. 27	Sun	El Paso, Texas	1 pm	ACC vs. Pac-12	CBS
Dec. 27	Pinstripe	Bronx, N.Y.	TBA	ACC vs. Big Ten	ESPN
Dec. 26	Bitcoin St. St. Pete	St. Petersburg, Fla.	7 pm	ACC vs. American	ESPN
Dec. 26	Heart of Dallas	Dallas, Texas	noon	Big Ten/Big 12 vs. C-USA	TBA
Dec. 24	Hawai'i	Honolulu, Hawaii	7 pm	Mountain West vs. C-USA	ESPN
Dec. 24	Bahamas	Nassau, Bahamas	noon	C-USA vs. MAC	ESPN
Dec. 23	Boca Raton	Boca Raton, Fla.	5 pm	C-USA vs. MAC	ESPN
Dec. 23	Poinsettia	San Diego, Calif.	8:30 pm	Mountain West vs. Navy	ESPN
Dec. 20	Raycom Media Camellia	Montgomery, Ala.	7:15 pm	MAC vs. Sun Belt	ESPN
Dec. 20	Idaho Potato	Boise, Idaho	4:45 pm	Mountain West vs. MAC	ESPN
Dec. 20	Gildan New Mexico	Albuquerque, N.M.	1:30 pm	Mountain West vs. C-USA	ESPN
Dec. 20	Royal Purple Las Vegas	Las Vegas, Nev.	11:30 am	Mountain West No. 1 vs. Pac-12	ABC
TBA	Miami Beach	Miami, Fla.	TBA	American vs. BYU	TBA
TBA	GoDaddy	Mobile, Ala.	TBA	MAC vs. Sun Belt	TBA
TBA	Duck Commander Independence	Shreveport, La.	TBA	ACC vs. SEC	TBA
TBA	Buffalo Wild Wings	Tempe, Ariz.	TBA	Big 12 vs. Pac-12	TBA
TBA	Russell Athletic	Orlando, Fla.	TBA	ACC vs. Big 12	TBA
TBA	Military	Annapolis, Md.	TBA	ACC vs. American	TBA
TBA	New Orleans	New Orleans, La.	TBA	Sun Belt vs. Mountain West	TBA



ORANGE BOWL
Dec. 31; ACC-SEC/BigTen/ND



CAPITAL ONE
Jan. 1; SEC-Big Ten/ACC



OUTBACK
Jan. 1; SEC-Big Ten



AT&T COTTON
Jan. 1; SEC-Big 12



TAXSLAYER.COM GATOR
Jan. 2; SEC-Big Ten/ACC

Why VANDERBILT?

\$104,000

MID-CAREER SALARY AVERAGE
EARNED BY VANDERBILT GRADUATES

8:1

STUDENT TO
TEACHER RATIO

1st - Universities in Tennessee

StateUniversity.com

17th - Best University in the Nation

U.S. News & World Report

NASHVILLE WAS NAMED 2011 BEST MUSIC SCENE

ROLLING STONE MAGAZINE

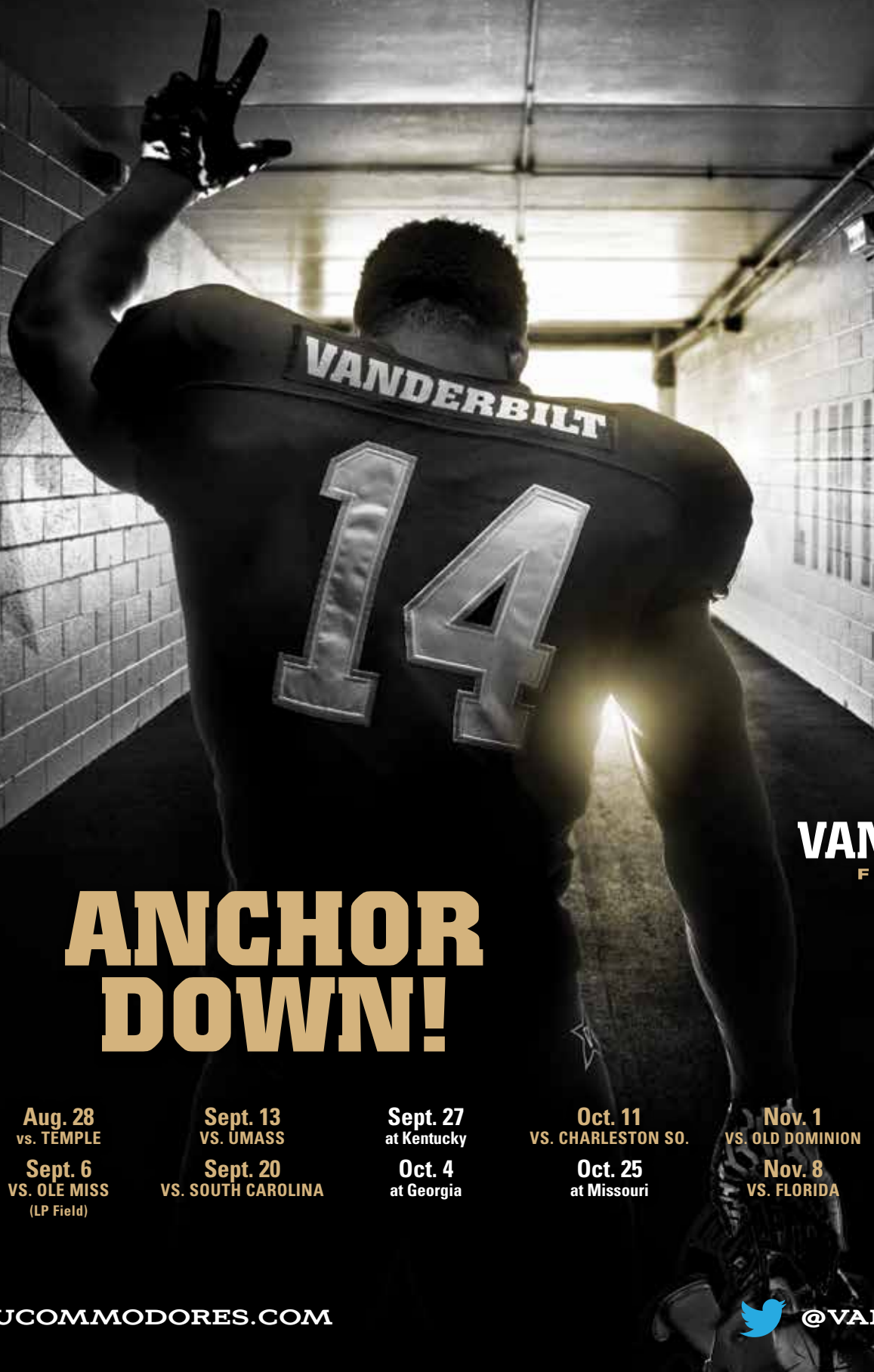
NASHVILLE WAS NAMED TOP 3 FRIENDLIEST CITIES IN AMERICA

- TRAVEL + LEISURE

"Nashville, Tennessee used to be just this city of ten-gallon hats and the Grand Ole Opry. Now it's the most electric spot in the South, thanks to a cast of transplanted designers, architects, chefs, and rock'n' rollers."

- GQ

COMMODORES



VANDERBILT
FOOTBALL

ANCHOR DOWN!

Aug. 28
vs. TEMPLE

Sept. 6
VS. OLE MISS
(LP Field)

Sept. 13
VS. UMASS

Sept. 20
VS. SOUTH CAROLINA

Sept. 27
at Kentucky

Oct. 4
at Georgia

Oct. 11
VS. CHARLESTON SO.

Oct. 25
at Missouri

Nov. 1
VS. OLD DOMINION

Nov. 8
VS. FLORIDA

Nov. 22
at Mississippi State

Nov. 29
VS. TENNESSEE

VUCOMMODORES.COM



@VANDYFOOTBALL