

## 2010-11 GAMENOTES

Vanderbilt Athletic Communications  
2601 Jess Neely Drive  
Nashville, TN 37212

**Basketball SID:** Andy Boggs

**Phone:** (615) 343-1847

**Email:** Andy.Boggs@Vanderbilt.edu

**Website:** VUCommodores.com



**VANDERBILT**  
BASKETBALL

## 2010-11 BASKETBALL SCHEDULE

Date	Opponent	Site	Time
<b>- November -</b>			
3	Alabama-Huntsville#	Memorial Gym	W, 69-53
8	Southern Indiana#	Memorial Gym	W, 77-40
12	Presbyterian	Memorial Gym	W, 88-47
<b>2010 Puerto Rico Tip Off</b>			
18	Nebraska (ESPNU)	San Juan, P.R.	W, 59-49
19	West Virginia	San Juan, P.R.	L, 71-74
21	North Carolina	San Juan, P.R.	W, 72-65
24	Grambling State	Memorial Gym	W, 92-59
27	Appalachian State	Memorial Gym	W, 86-73
<b>- December -</b>			
1	Western Kentucky (CSS)	Memorial Gym	W, 82-62
4	Belmont (CSS)	Memorial Gym	W, 85-76
8	Missouri (ESPNU)	Columbia, Mo.	L, 82-85 (OT)
18	SE Louisiana	Memorial Gym	W, 85-52
21	MTSU (CSS)	Murfreesboro, Tenn.	W, 72-53
29	Marquette (ESPNU)	Memorial Gym	W, 77-76
<b>- January -</b>			
2	Davidson	Memorial Gym	W, 80-52
8	South Carolina* (ESPN2)	Columbia, S.C.	L, 75-83 (OT)
12	Georgia* (SEC Network)	Memorial Gym	7 p.m.
15	Tennessee* (ESPN)	Knoxville, Tenn.	11 a.m.
19	Ole Miss* (CSS)	Memorial Gym	8 p.m.
22	Saint Mary's	Memorial Gym	1 p.m.
27	Miss. State* (ESPN/ESPN2)	Starkville, Miss.	6 p.m.
29	Arkansas* (FSN)	Memorial Gym	5 p.m.
<b>- February -</b>			
1	Florida* (ESPN)	Gainesville, Fla.	8 p.m.
5	South Carolina* (SEC Network)	Memorial Gym	12:30 p.m.
10	Alabama* (ESPN/ESPN2)	Memorial Gym	8 p.m.
12	Kentucky* (CBS)	Memorial Gym	12 p.m.
16	Georgia* (ESPNU)	Athens, Ga.	6 p.m.
19	Auburn* (SEC Network)	Auburn, Ala.	3 p.m.
22	Tennessee* (ESPN)	Memorial Gym	8 p.m.
26	LSU* (SEC Network)	Baton Rouge, La.	12:30 p.m.
<b>- March -</b>			
1	Kentucky* (ESPN)	Lexington, Ky.	8 p.m.
5	Florida* (ESPN)	Memorial Gym	5 p.m.
10-13	SEC Tournament	Atlanta, Ga.	TBA

Notes: (#) Exhibition; CSS - Comcast/ Charter Sports Southeast; FSN - Fox Sports Net; Dates and times are subject to change. All times Central.

## GAME AT A GLANCE

**RV/RV Vanderbilt (11-3, 0-1) vs. #24/RV Georgia (12-2, 1-0)**  
**Wednesday \* January 12, 2011 \* 7 p.m. CT**  
**Memorial Gym (14, 316) - Nashville, Tenn.**  
**SEC Network**

**Series Info:** The Commodores lead the all-time series, 83-48, and 51-13 in games played in Nashville.

**Last Meeting:** Vanderbilt defeated Georgia, 78-66, in the quarterfinals of the 2010 SEC Tournament.

**Head Coaches:** Kevin Stallings is in his 12th year at Vanderbilt (224-140) and his 18th overall (346-203). Mark Fox is in his second year at Georgia (26-19) and sixth year overall (149-62).

**Radio:** Vanderbilt Sports Network from IMG College (WRQQ - 97.1 FM); vucommodores.com

**Play-by-Play:** Joe Fisher (13th year) **Color:** Tim Thompson (10th year)

**TV:** SEC Network

**Play-by-Play:** Dave Neal

**Color:** Mark Gottfried

### Vanderbilt Welcomes Georgia For SEC Home Opener

The Vanderbilt Commodores take to the Memorial Gym hardwood for their 77th SEC home opener when they welcome the Georgia Bulldogs for a 7 p.m. CT tip-off. The game can be heard on the Vanderbilt Sports Network from IMG College and vucommodores.com.

The game will also be televised by the SEC Network, with Dave Neal and Mark Gottfried handling the play-by-play and color duties.

### Vanderbilt-South Carolina Tidbits

Sophomore guard John Jenkins scored a game-high 27 points, but it was not enough as homesteading South Carolina came away with an 83-75 overtime win over the Commodores on Saturday afternoon in the SEC opener for both teams. Vanderbilt never trailed in regulation, but were outscored 11-3 in overtime by the Gamecocks.

- South Carolina now leads the career series, 24-23, and 12-9 in games played in Columbia.
- Head coach Kevin Stallings is now 6-6 in SEC openers.
- Vanderbilt is now 0-2 in its two overtime games in 2010-11.
- Vanderbilt led by seven at the half, 37-30. It was the first time in nine tries this season that the Commodores have lost a game after leading at the half.
- The Gamecocks outrebounded Vanderbilt, 48-41, including 19-14 in offensive rebounds. South Carolina outscored VU in second-chance points, 24-13. Vanderbilt is now 3-2 when outrebounded by its opponent. The Commodores outrebounded South Carolina 21-17 in the first half.

## VANDERBILT

## TODAY'S PROBABLE STARTERS

#	Name	Pos.	Ht.	Wt.	Cl.	PPG	RPG	A/B/S	Hometown
1	Brad Tinsley	G	6'3	210	Jr.	9.6	4.4	5.1a	Oregon City, Ore.
3	Festus Ezeli	C	6'11	255	R-Jr.	12.6	6.5	2.3b	Benin City, Nigeria
5	Lance Goulbourne	F	6'8	225	Jr.	8.6	7.2	1.3a	Brooklyn, N.Y.
23	John Jenkins	G	6'4	215	So.	18.5	2.8	0.6a	Hendersonville, Tenn.
44	Jeffery Taylor	G	6'7	225	Jr.	14.5	4.9	2.4a	Norrkoping, Sweden

Notched the first triple-double in Vanderbilt basketball history vs. Presbyterian - 11 pts, 10 rebs, 10 assists; leads SEC in assists; notched 2nd double-double vs. Davidson (14 pts, 10 rebs.)  
Named SEC Player of the Week for Belmont and WKU games; scored 16 points, had 9 rebounds, and career-high six blocks at Missouri (12/8); scored 12 points vs. Davidson.  
Started fourth game of the season and his career against South Carolina Saturday; scored nine points and had a career-high 14 rebounds; rebounding total was also a VU season-best.  
Won SEC Player of the Week honors for play in San Juan - averaged 21.7 points in three games; scored game-high 27 points at South Carolina - was 6-for-10 from three.  
Became 41st VU player to 1,000 points with 22-point effort vs. Davidson; led the team in scoring vs. SE La. (15 pts), MTSU (18 pts), Marquette (19 pts), and Davidson (22 pts).

- South Carolina made 10-of-27 threes, the most made threes against the Commodores this season. Grambling made nine threes against VU on November 24. It was only the second time this year a team has made more threes in a game than Vanderbilt (Vanderbilt was 7-of-20).
- John Jenkins made a three-point basket at the 11:18 mark of the first half, which extended Vanderbilt's consecutive games streak with a three-pointer to 776 games.
- Vanderbilt was 18-for-24 from the free-throw line, while South Carolina was 7-of-12.
- Ties: 2; Lead changes: 1
- VU largest lead: 14 (2nd half, 14:39)
- South Carolina outscored Vanderbilt, 40-30, in the paint, 9-8 in points off of turnovers, and 26-14 in bench points. The teams tied with six points apiece on fast-break points.

#### Player Notes

- John Jenkins led the team with 27 points, and made 6-of-10 three-point attempts. The 27-point effort tied for the team-best this season (Jenkins scored 27 against West Virginia, Jeffery Taylor scored 27 against Presbyterian). The six made threes tied a career-high for threes made in a game (last time at Florida, 3/2/10).
- Lance Goulbourne grabbed a career-high 14 rebounds. It was also the team's season-high this season.
- Jeffery Taylor scored 14 points, but was 4-of-16 from the floor. The 16 field goal attempts ties a career high he set at Missouri earlier this year.
- Brad Tinsley dished out five assists, the eighth time this season and 18th time of his career he has accomplished the feat.
- Steve Tchiengang scored 10 points, his fifth double-digit scoring game of the season and his career.

## Team Notes

#### About Georgia

Georgia is 12-2 on the season and 1-0 in SEC play after knocking off Kentucky at home on Saturday, 77-70. Trey Thompkins led four players in double figures with 25 points.

The preseason all-SEC-selection Thompkins leads all Georgia scorers with 18.1 points per game. Travis Leslie also averages double-figures with 13.9 points per game, while Nashville native Gerald Robinson adds 12.9 points a game.

#### The Georgia Series

Vanderbilt will meet for the 132nd time Wednesday night, with Vanderbilt holding an 83-48 advantage in the series.

The last meeting between the two schools came last year at the Bridgestone Arena in the quarterfinals of the 2010 SEC Tournament. The Commodores won that game, 78-66.

Vanderbilt leads the series, and owns a 51-13 advantage in Nashville. Georgia leads the series 32-26 in Athens, and the Commodores enjoy a 6-3 lead at neutral sites.

#### Stallings Versus Georgia

Vanderbilt head coach Kevin Stallings is 13-10 in games played against Georgia, and a 9-2 mark against the Bulldogs at Memorial Gym.

#### Stallings SEC Play

Entering his 12th season of SEC play at the helm of the Commodores, Kevin Stallings has an 84-93 record in SEC play. In 2009-10, Stallings posted his best SEC record as a coach with a 12-4 mark.

#### Stallings In Non-Conference Play

Kevin Stallings is 140-47 in non-conference games and an astounding 103-8 in home non-conference games.

#### Vanderbilt In SEC Openers At Memorial

Wednesday night will be the 59th SEC opener for the Commodores at Memorial Gym, and Vanderbilt owns a 46-12 record in the previous 58 openers. The Commodores are an inaugural member of the Southeastern Conference, and are in their 77th season in the league.

#### Vanderbilt Vs. The SEC

Vanderbilt has a 628-626 record against teams that currently comprise the SEC.

#### Vanderbilt-Georgia Connections

The Bulldogs' Gerald Robinson is from Nashville, graduated from Martin Luther King High School, and played at Tennessee State before transferring to Georgia.

Robinson played against the Commodores as a freshman in 2007-08 while at Tennessee State, and scored 24 points for the Tigers in a game VU won at Memorial Gym, 83-74, on December 22.

#### Commodores Hampered By Injuries

Vanderbilt was hoping to return to full strength when Lance Goulbourne returned from a two-game NCAA suspension against Davidson, but instead, were down two men due to injuries sustained in practice in the two days leading up to the game.

John Jenkins, VU's leading scorer, missed the Davidson game after suffering a concussion on the Saturday before the game, and Andre Walker, who returned for one game (Marquette) after missing four with mononucleosis, suffered a sprained ankle in the Commodores' Friday practice before the game against the Wildcats.

Jenkins returned to the starting lineup against South Carolina, but Walker remains out with the ankle injury.

#### VU Wins 700 At Memorial Gym

The Commodores got their 700th win at Memorial Gym with the win over Belmont on December 4. VU has posted a 703-188 (.789) all-time record at the 59-year old facility. Memorial Gym is the oldest basketball building in use in the Southeastern Conference. Vanderbilt has won 20 consecutive non-conference games at Memorial, with its last loss coming against UIC on December 3, 2008.

#### Comparing The Teams

2010-11 Statistics	Vanderbilt		Georgia	
	Overall	SEC	Overall	SEC
Record	11-3	0-1	12-2	1-0
Scoring Offense	79.0	75.0	69.8	77.0
Scoring Defense	64.7	83.0	63.1	70.0
Scoring Margin	+14.3	-8.0	+6.7	+7.0
FG%	.467	.391	.466	.449
FG% Defense	.387	.440	.388	.380
3FG%	.377	.350	.310	.333
3FG% Defense	.292	.370	.341	.300
Free Throw %	.725	.750	.651	.882
Rebounding	40.1	41.0	37.3	41.0
Rebounding Margin	+5.0	-7.0	+3.4	+4.0
Turnovers/game	13.9	10.0	13.6	13.0
Opponent Turnovers	13.7	9.0	14.5	8.0
Steals	5.6	4.0	7.0	3.0
Blocks	5.6	1.0	5.9	4.0

## RADIO NETWORK AFFILIATES

### Fisher, Thompson Courtside to Call Action on Vanderbilt Radio Network From IMG College

Joe Fisher and Tim Thompson are back courtside this season, describing the action of every Commodore game to Vanderbilt followers throughout the Southeast.

Fisher, the Voice of the Commodores, will anchor Vanderbilt play-by-play for the 13th consecutive year.

A Nashville native, Fisher also handles the play-by-play broadcasting duties for Commodore football and a selected number of baseball games. He also serves as the Director of Broadcasting for Vanderbilt Student Athletics.

Prior to working for Vanderbilt, Fisher served as a television sports anchor in the Nashville market (1987-1996), with stints at WSMV-4 and WKRN-2. He also worked in the public relations field for two years.

Thompson, who is in his 10th year providing color commentary, played for Vanderbilt from 1975-79, receiving the Outstanding Leader and Civitan Sportsmanship Awards. He currently works with Nike College Sports Marketing.

Broadcast Engineer Bob Horner is in his 29th year courtside producing broadcasts of Commodore basketball. During his tenure, Horner has worked more than 750 games for Vanderbilt.

The broadcasts are produced by IMG College, the exclusive multi-media rightsholder for Vanderbilt. Jeff Miller is the general manager.

#### Radio Affiliates

WRQQ 97.1 FM	Nashville*
WSLV 1110-AM	Ardomore, Ala.
WQSV 7900-AM	Ashland City
WDOD 1310-AM	Chattanooga
WKFN 540-AM	Clarksville
WEKR 1240-AM	Fayetteville
WJJM 1490-AM	Lewisburg
WMSR 1320-AM	Manchester
KWAM 990-AM	Memphis
WCDD 1340-AM	Winchester

\* Commodore Flagship Station

### 3-Point Streak Continues Through 21st Season; VU One Of Three Teams To Hit A Trey In Every Game Since 1986-87 Season

Vanderbilt has made a 3-pointer in 776 consecutive games, a streak which began at the inception of the 3-point line in 1986-87. The Commodores rank second only to UNLV (785) for the longest streak in Division I basketball. Vanderbilt, UNLV and Princeton (662) are the only three schools in college basketball to have made at least one 3-pointer in every game played since the 3-point line was implemented.

#### Vanderbilt Signs Three To NLI's

Vanderbilt head men's basketball coach Kevin Stallings announced the signing of 6'5 point guard **Kedren Johnson (Lewisburg, Tenn.)**, 6'8 forward **Shelby Moats (Waconia, Minn.)**, and 6'4 shooting guard **Dai-Jon Parker (Alpharetta, Ga.)** to National Letters of Intent. All three will be eligible to play for the Commodores beginning in the fall of 2011-12.

Many have ranked the Commodores' group in their top 25 recruiting classes.

## Vs. TOP 25 OPPONENTS IN STALLINGS ERA

### Date Rank - Opponent Score

Dec. 8, 2010 #15 Missouri L, 82-85 (ot)  
 Nov. 21, 2010 #8 North Carolina W, 72-65  
 Feb. 20, 2010 #2 Kentucky\* L, 56-58  
 Feb. 9, 2010 #12 Tennessee\* W, 90-71  
 Jan. 30, 2010 #1 Kentucky L, 72-85  
 Jan. 27, 2010 #14 Tennessee W, 85-76  
 March 4, 2009 #12 LSU W, 75-67  
 Jan. 25, 2009 #24 Florida\* L, 69-94  
 Feb. 26, 2008 #1 Tennessee\* W, 82-69  
 Jan. 30, 2008 #24 Ole Miss L, 58-74  
 Jan. 17, 2008 #6 Tennessee L, 60-80  
 March 23, 2007 #9 Georgetown# L, 65-66  
 March 17, 2007 #13 Wash. St.# W, 78-74 (2ot)  
 Feb. 17, 2007 #1 Florida\* W, 83-70  
 Jan. 31, 2007 #1 Florida L, 64-74  
 Jan. 24, 2007 #24 LSU W, 64-53  
 Jan. 20, 2007 #25 Kentucky W, 72-67  
 Jan. 17, 2007 #10 Alabama\* W, 94-73  
 Jan. 10, 2007 #16 Tennessee\* W, 82-81  
 Dec. 9, 2006 #25 Ga. Tech\* W, 73-64  
 Nov. 15, 2006 #8 Georgetown\* L, 70-86  
 March 10, 2006 #18 LSU# L, 73-92  
 March 4, 2006 #11 Tennessee\* L, 59-68  
 Feb. 22, 2006 #24 LSU\* L, 66-77  
 Feb. 15, 2006 #10 Florida\* L, 68-73  
 Feb. 1, 2006 #13 Tennessee L, 62-69  
 Jan. 28, 2006 #5 Florida L, 58-81  
 Feb. 5, 2005 #6 Kentucky L, 70-84  
 Jan. 12, 2005 #9 Kentucky L, 54-69  
 Jan. 5, 2005 #19 Alabama\* W, 70-56  
 Mar. 25, 2004 #7 Connecticut# L, 53-73  
 Mar. 21, 2004 #15 N.C. State# W, 75-73  
 Mar. 12, 2004 #4 Miss. State# W, 74-70 (ot)  
 Feb. 28, 2004 #7 Miss. State\* L, 69-72  
 Feb. 21, 2004 #24 LSU\* W, 74-54  
 Feb. 14, 2004 #25 South Carolina L, 75-82  
 Feb. 7, 2004 #21 Florida L, 71-81  
 Jan. 31, 2004 #5 Kentucky\* W, 66-60  
 Jan. 28, 2004 #23 South Carolina L, 55-57  
 Jan. 10, 2004 #10 Kentucky L, 63-75  
 Mar. 14, 2003 #2 Kentucky# L, 63-81  
 Mar. 5, 2003 #2 Kentucky L, 44-106  
 Feb. 22, 2003 #7 Florida\* L, 74-77 (ot)

### Date Rank - Opponent Score

Feb. 15, 2003 #20 Georgia L, 70-83  
 Feb. 5, 2003 #23 Miss. State L, 60-82  
 Jan. 29, 2003 #15 Georgia\* W, 94-91  
 Jan. 22, 2003 #5 Florida L, 75-87  
 Jan. 14, 2003 #16 Kentucky\* L, 52-74  
 Jan. 11, 2003 #4 Alabama\* W, 70-69  
 Dec. 30, 2002 #6 Notre Dame L, 63-76  
 Dec. 9, 2002 #6 Indiana L, 56-73  
 Dec. 1, 2002 #12 Connecticut\* L, 70-76  
 Feb. 27, 2002 #11 Kentucky\* W, 86-73  
 Feb. 13, 2002 #9 Kentucky L, 59-67  
 Feb. 9, 2002 #7 Florida L, 54-80  
 Jan. 26, 2002 #15 Georgia\* W, 86-84  
 Jan. 12, 2002 #2 Florida\* L, 85-95  
 Jan. 9, 2002 #14 Alabama L, 79-92  
 Dec. 2, 2001 #17 Western Ky.\* W, 80-75  
 Feb. 28, 2001 #6 Florida\* L, 62-72  
 Feb. 24, 2001 #22 Tennessee\* L, 70-78  
 Feb. 17, 2001 #22 Kentucky L, 74-79  
 Feb. 3, 2001 #8 Tennessee L, 50-72  
 Jan. 31, 2001 #17 Alabama\* W, 68-62  
 Jan. 20, 2001 #7 Florida W, 63-61  
 Jan. 6, 2001 #22 Mississippi\* L, 68-81  
 Dec. 2, 2000 #11 Notre Dame\* L, 74-77  
 Mar. 10, 2000 #10 LSU# L, 60-71  
 Feb. 19, 2000 #5 Tennessee\* W, 85-72  
 Feb. 16, 2000 #12 Auburn\* L, 80-86  
 Jan. 29, 2000 #10 Florida L, 63-89  
 Jan. 22, 2000 #18 Kentucky\* L, 73-81 (ot)  
 Jan. 15, 2000 #24 LSU\* W, 65-62  
 Jan. 12, 2000 #12 Tennessee W, 76-73  
 Jan. 8, 2000 #25 Kentucky L, 52-72  
 Jan. 5, 2000 #6 Florida\* W, 87-77  
**Overall Record 27-48**

### Henderson, Siakam Redshirting

Two class of 2010 members, center Josh Henderson and forward James Siakam, will redshirt the 2010-11 campaign.

### Commodores Finish Third In San Juan

Vanderbilt saw some good competition at the 2010 Honda Puerto Rico Tip-Off - the Commodores knocked off Nebraska and then-#8 North Carolina, and dropped a tough three-point decision to West Virginia in the tournament semifinals.

## MORE TIDBITS

- Vanderbilt is 11-2 in non-conference games, with one to play against St. Mary's in Nashville on January 22. The best non-conference regular season record in the Stallings era was 15-0 in the 2007-08 campaign.
- VU has had 11 halves of 50% or better shooting this season, and five in which the Commodores have held their opponents to below 30% shooting.
- The Commodores dropped out of both polls after Saturday's loss to South Carolina.
- Last year's game against Georgia at Memorial Gym went to overtime in a game VU won, 96-94. The Commodores trailed by five with 33 seconds remaining in regulation, but rallied back for the victory.

## MEDIA INFORMATION

### Vanderbilt Athletic Communications

2601 Jess Neely Drive, Nashville, TN 37212  
 phone: 615-322-4121

### Interview Policy

Vanderbilt head coach Kevin Stallings and selected Vanderbilt players will be available to the media before practice on Mondays and Thursdays throughout the SEC season.

The times for those media sessions will be emailed to media members in advance of those pre-practice interviews.

Media may photograph the first 20 minutes of practice. All practices are closed to the public.

### Postgame Interview Policy

Vanderbilt head coach Kevin Stallings will enter the Memorial Gym interview room after the NCAA-mandated 10-minute cooling off period, followed by Vanderbilt players.

Visiting coach and player interviews will be at the discretion of the visiting SID.

### SEC Teleconference

Vanderbilt head coach Kevin Stallings and the 11 other SEC coaches will be available on a Monday teleconference January 3-March 7. Details on the teleconference will be released by the SEC Office via email to media members a day before the teleconference.

### Order of Appearance (All Times Central):

10:00 a.m.	Kevin Stallings, Vanderbilt
10:07 a.m.	Billy Donovan, Florida
10:14 a.m.	Darrin Horn, S. Carolina
10:21 a.m.	Mark Fox, Georgia
10:28 a.m.	Trent Johnson, LSU
10:35 a.m.	John Calipari, Kentucky
10:42 a.m.	Bruce Pearl, Tennessee
10:49 a.m.	John Pelphrey, Arkansas
10:56 a.m.	Anthony Grant, Alabama
11:03 a.m.	Tony Barbee, Auburn
11:10 a.m.	Andy Kennedy, Ole Miss
11:17 a.m.	Rick Stansbury, Miss. St.

### VUCommodores.com

The official website of Vanderbilt athletics, [vucommodores.com](http://vucommodores.com), includes pregame notes, season statistics, videos of press conferences and meetings with the media, live stats, twitter feeds, and streaming audio and video of everything that is Commodore athletics.

### @VandyMBB

The official Twitter feed of Vanderbilt men's basketball, follow the latest information and get breaking news on Commodore basketball.

# 2010-11 Roster

No.	Name	Pos.	Ht.	Wt.	Cl.-Yr	Hometown (Previous School)
1	Brad Tinsley	G	6-3	210	Jr.-3rd	Oregon City, Ore. (Oregon City)
3	Festus Ezeli	C	6-11	255	R.Jr.-4th	Benin City, Nigeria (Igbinedion Education Center/Jesuit (Calif.))
5	Lance Goulbourne	F	6-8	225	Jr.-3rd	Brooklyn, N.Y. (The Hun School (N.J.))
10	Chris Meriwether	G	6-0	180	Sr.-3rd	Nashville, Tenn. (Father Ryan)
11	Kyle Fuller	G	6-1	220	Fr.-1st	Moreno Valley, Calif. (Rancho Verde)
12	Jordan Smart	G/F	6-6	200	R-So.-3rd	Lexington, Ky. (Lexington Catholic)
14	Aaron Noll	F	6-7	220	Jr.-3rd	Fort Mitchell, Ky. (Covington Catholic)
21	Darshawn McClellan	F	6-7	229	Sr.-4th	Fresno, Calif. (Edison)
23	John Jenkins	G	6-4	215	So.-2nd	Hendersonville, Tenn. (Station Camp)
33	Steve Tchiengang	F	6-9	240	Jr.-3rd	Douala, Cameroon (Montverde Acad. (Fla.)/Cypress Comm. School (Texas))
35	James Siakam	F	6-7	210	Fr.-1st	Douala, Cameroon (Brehm Prep (Ill.))
40	Josh Henderson	C	6-11	220	Fr.-1st	Roanoke, Va. (Cave Spring)
44	Jeffery Taylor	F	6-7	225	Jr.-3rd	Norrkoping, Sweden (Hobbs (N.M.))
45	Rod Odom	F	6-9	207	Fr. - 1st	Central Islip, N.Y. (Middlesex School (Mass.))
50	Joe Duffy	F	6-8	225	Sr.-4th	Charlotte, N.C. (Phillips Exeter Acad. (N.H.)/Charlotte Catholic)
54	Andre Walker	F	6-7	220	R-Jr.-4th	Flossmoor, Ill. (Brewster Acad. (N.H.)/Homewood-Flossmoor)

## COACHING STAFF

Head Coach ..... **Kevin Stallings** (Purdue, 1982) - 12th  
 Basketball Staff..... **Brad Frederick** (North Carolina, 1999) - 12th  
 Basketball Staff..... **Dan Muller** (Illinois State, 1998) - 11th  
 Basketball Staff..... **King Rice** (North Carolina, 1992) - 5th  
 Basketball Staff..... **Tom Richardson** (St. Xavier (Ill.), 1977) - 8th

## SUPPORT STAFF

Athletic Communications Dir. .... **Andy Boggs** (Florida State, 1998)  
 Asst. Director of Basketball Ops..... **Dan Cage** (Vanderbilt, 2007)  
 Academic Support..... **Neal Clark** (Kentucky, 1992)  
 Director of Video Operations ..... **Sam Ferry** (Vanderbilt, 2010)  
 Athletic Trainer..... **Shannon Gordon** (Indiana State, 1992)  
 Administrative Asst..... **Meredith Schakel** (North Carolina, 2003)  
 Strength and Conditioning ..... **Curtis Turner** (Clemson, 2002)

## PRONUNCIATION GUIDE

Festus Ezeli..... **e-ZEE-lee**  
 Lance Goulbourne ..... **GOAL-burn**  
 Steve Tchiengang ..... **CHEEN-gang**  
 James Siakam..... **See-OK-em**

## ROSTER BY CLASS

### Seniors (3)

**Joe Duffy** ..... Charlotte, N.C.  
**Darshawn McClellan** ..... Fresno, Calif.  
**Chris Meriwether** ..... Nashville, Tenn.

### Juniors (7)

**Festus Ezeli** ..... Benin City, Nigeria  
**Lance Goulbourne** ..... Brooklyn, N.Y.  
**Aaron Noll** ..... Fort Mitchell, Ky.  
**Jeffery Taylor** ..... Norrkoping, Sweden  
**Steve Tchiengang** ..... Douala, Cameroon  
**Brad Tinsley** ..... Oregon City, Ore.  
**Andre Walker** ..... Flossmoor, Ill.

### Sophomores (2)

**John Jenkins** ..... Hendersonville, Tenn.  
**Jordan Smart** ..... Lexington, Ky.

### Freshmen (4)

**Kyle Fuller** ..... Moreno Valley, Calif.  
**Josh Henderson** ..... Roanoke, Va.  
**Rod Odom** ..... Central Islip, N.Y.  
**James Siakam** ..... Douala, Cameroon



# Individual Notes

## #44 Jeffery Taylor

- Scored 14 points at S.C. (1/8), but was only 4-for-16 from the floor.
- Became 41st VU player to surpass 1,000-point mark with 22-point effort vs. Davidson (1/2).
- Tied for team lead in points vs. SE Louisiana (12/18) with 15 points and led the team with 18 points at MTSU (12/21), 19 vs. Marquette (12/29), and 22 vs. Davidson (1/2).
- Was 8-for-12 from the floor against Marquette, and also added eight rebounds, two blocks, and two steals.
- Tallied first double-double of the season with 18 points and 10 rebounds against Missouri (12/8).
- Had 16 points and 8 rebounds vs. Belmont (12/4).
- Scored 13 points vs. Western Kentucky (12/1) his 50th career double-digit scoring game.
- Scored a career-high 27 points in season opener against Presbyterian on 11-of-12 shooting.
- A preseason All-SEC selection by the media and the league's coaches, put on 25 pounds of muscle this offseason and is ready for a breakout season in 2010-11. Taylor has scored in double-digits in 54 career games, and has started every game of his Vanderbilt career.

## #23 John Jenkins

- Returned to starting lineup at South Carolina...scored game-high 27 points (also tied a Vanderbilt season-high)
- Missed Davidson game with concussion he suffered in practice on Saturday before game.
- Led team with 23 points at Missouri (12/8), 22 points against Grambling (11/24), 21 vs. App. State (11/27), and 21 vs. WKU (12/1) - has led the team in scoring in seven of 12 games this season.
- Scored 20 or more points in six games this season; made at least 5 threes in three games.
- Won SEC Player of the Week for his play at the Honda Puerto Rico Tip-Off... Averaged 21.7 points and 3.0 rebounds in three games, and led the Commodores in scoring in each of the three games during the tournament. Jenkins finished the tournament having made 25-of-28 free throws (.893) and was selected to the Puerto Rico Tip-Off All-Tournament team.
- Scored career-high 27 points vs. WVU (11/19); also had a career-high in FG attempts (19), 3-point FG attempts (11), and was a perfect 10-for-10 from the FT line (both career highs).

- Named as a second-team, All-SEC pre-season selection by the league's coaches prior to the 2010-11 season.
- Named to the SEC All-Freshman team and was named the Sixth Man of the Year by the league's coaches in 2009-10...Averaged 11.0 points per game, and shot 48.3% (72-149) from three in his freshman season.
- Played in 31 games in 2009-10 and made seven starts, and averaged 11.0 points per game...his 48.3% 3-point FG% from three in 2009-10 ranks as the third-best single-season three-point percentage in the program's history, and ranks as the 11th-best single season in SEC history.
- Made 72 threes in 2009-10, a new Vanderbilt single-season freshman record.

## #1 Brad Tinsley

- Leads SEC in assists; Has had five or more assists in eight of 14 games this season; dished out seven assists vs. SE Louisiana (12/18) and had eight assists against Marquette (12/29).
- Had 14 points and 10 rebounds vs. Davidson (1/2), his second double-double of the season and his career.
- Also added 15 points against Marquette (12/29).
- Scored 14 points vs. Belmont (12/4).
- Played career-high 35 min. vs. Nebraska (11/18).
- Notched the school's first-ever triple-double with 11 points, 10 rebounds, and 10 assists against Presbyterian. The 10 rebounds and 10 assists were both career highs. It was also his first career double-double.
- Played in all 33 games and made 27 starts as a sophomore at the two guard...Averaged 6.9 points, 2.5 rebounds, and 2.8 assists per game...Scored in double figures in eight games, including a season-best 18-point performance at Georgia (2/25).
- Played in all 31 games and started 28 in his true freshman campaign...Averaged 11.0 points, 2.5 rebounds, and 2.8 assists per game in 31.0 minutes of action per game... Made 69 threes in his freshman season, which tied Shan Foster (2004-05) for the school's then-single season three-point field goals made record by a freshman.

## #54 Andre Walker

- Sprained ankle last week in practice...doubtful for Wednesday's game with Georgia.
- Returned with a bang after missing four games (mononucleosis) with seven points, eight rebounds, and five assists...made the game-winning basket against Marquette (12/29) with 4.1 seconds remaining.

- Posted a career-high eight assists vs. WKU (12/1).
- Had a season-high eight points vs. App. State (11/27)...also added seven assists.
- Owns great range from the perimeter with solid ball handling skills...Returned to the floor in 2009-10 after missing most of the 2008-09 season with a knee injury...Changed his number from 24 to 54 for his junior season.
- Played in 32 games and started 31 in 2009-10...Averaged 6.1 points, 5.4 rebounds, and 2.5 assists per game.

## #33 Steve Tchiengang

- Went for double-digits for the fifth time this season with 10 points against South Carolina (1/8).
- Had career-high nine rebounds against Marquette (12/29).
- Scored a career-high 15 points vs. SE Louisiana (12/18); scored 12 pts vs. Grambling (11/24).
- 6'9 forward/center who is a physical presence around the basket who can step out and hit a perimeter jumpshot to keep defenses honest.
- Played in all 33 games and started in one in 2009-10...Averaged 11.6 minutes per game... Averaged 3.4 points and 2.5 rebounds per game.

## #3 Festus Ezeli

- Tallied 12 points vs. Davidson (1/2); scored 15 points at MTSU (12/21).
- Had career-high six blocks vs. Missouri (12/8), most by a Commodore in seven years (last was Julian Terrell vs. Appalachian State on December 22, 2003.); currently fifth on all-time block list with 96.
- Scored in double-figures in nine of last 10 games.
- Had career-high 24 points and 10 rebounds vs. Belmont (12/4), the first 20-10 game of his career and second career double-double; also made a career-high 10 free throws (10-14) - named SEC Player of the Week for his play against Belmont and WKU.
- Was 7-of-7 from the floor vs. WKU (12/1) - Leads the SEC in FG% (.646).
- Scored career-high 18 points vs. App. State.
- Tallied his first double-double with 11 points and a career-high and 2010 team-best 13 rebounds vs. Grambling; had career-best nine offensive rebounds.
- Scored a then-career-high 15 points vs. North Carolina - was one rebound short of a double-double (9).
- Grabbed a then-career-best 11 rebounds vs. West Virginia (11/19).
- Played in 32 games in 2009-10, made five starts, and averaged 12.7 minutes per game.

- His 43 blocks in 2009-10 is the sixth-best single season total in the history of the program...Had three or more blocks seven times, including a career-best four block performance against Manhattan on 12/30

## #5 Lance Goulbourne

- Grabbed career-high 14 rebounds at South Carolina (1/8) - also added nine points.
- Made first career start vs. Missouri (12/8) - scored 11 points and had 7 rebounds; also started vs. SE Louisiana (12/18) - scored 13 points and had 8 boards vs. Lions.
- Had career-high three steals vs. WKU (12/1).
- Coralled a career-high 12 rebounds vs. Grambling (11/24); scored 17 pts. vs. App. State.
- Played significant minutes (career high 29) vs. WVU because of Jeffery Taylor foul trouble. Scored three points and had seven rebounds.
- Very skilled wing player with great athletic ability and explosiveness...also very versatile player, and could see time at three different positions (2, 3, and 4).
- Played in 31 games as a sophomore...Averaged 3.3 points and 2.1 rebounds...Scored a career-high 18 points off of the bench against LSU (2/13)...Also added a career-high nine rebounds against the Tigers in a career-high 26 minutes.

## #50 Joe Duffy

- Scored career-high nine points in only four minutes against Grambling (11/24)
- Made the 2009 and 2010 SEC Honor Roll for his work in the classroom.
- Organized a charity outing for the "Nothing But Nets" organization in the spring of 2010.
- Blogging for the New York Times this basketball season.

## #10 Chris Meriwether

- Nashville native who made the team as a walk-on during tryouts in October of 2008. He graduated with an undergraduate degree in political science in May, but has one year of eligibility remaining...Currently enrolled in Vanderbilt's Owen School of Business.
- Named to SEC Academic Honor Roll in 2009-10.

## #14 Aaron Noll

- Broke his fifth metatarsal in his left foot in mid-December at practice; will miss the next few weeks.
- Made the team as a walk on during tryouts in October of 2008...named to SEC Academic Honor Roll in 2009-10.
- Saw action in eight games last season...

★ **Vanderbilt Basketball** 2010-11 ★

Scored two points against Manhattan (12/30) and two at Arkansas (2/27)...Grabbed two rebounds against Mercer (12/21)...Was four-for-four on the year from the charity stripe.

## #12 Jordan Smart

- Scored the first points of his career with a three against SE Louisiana (12/18).
- Has added 20 pounds to his frame heading into the 2010-11 season...Redshirted his freshman season.
- Played in 10 games as a redshirt freshman...Tallied career-high two rebounds in games against Chaminade (11/24) and Manhattan (12/30)...Had career-best two assists against Southern Miss (1/2)...Named to the SEC Academic Honor Roll.

## #11 Kyle Fuller

- Freshman point guard who will back up Brad Tinsley at the point guard position...Third player who currently lives in California on Vanderbilt roster (Darshawn McClellan, Festus Ezeli).
- Had career-high five assists vs. Davidson (1/2).
- Made first career three-pointer vs. WKU (12/1).
- Recorded a career-high three assists vs. Grambling (11/24) and WKU (12/1).
- Scored six points, had two assists, a block and a steal in 17 minutes of action vs. Presbyterian.
- Averaged 27.6 points, eight assists, six rebounds, and four steals per game as a point guard at Rancho Verde High School...Winningest player in Rancho Verde history, was a four-year captain, and a three-year starter.

## #45 Rod Odom

- Started the third game of his career against Davidson (1/2).
- Made 10-of-16 (62.5%) from beyond the arc in his last five games.
- Made first career start vs. Belmont (12/4).
- Tied a career-high (vs. WVU) with 11 points vs. WKU; hit career-best three 3's (3-3).
- Scored five points in collegiate debut vs. Presbyterian; made his first three-point basket on Brad Tinsley's 10th assist.
- Signed with the Commodores in the early period in November of 2009.
- Four-year varsity letterwinner in basketball at Middlesex, and a one-year letterman in crew...Was a three-year starter in basketball, and averaged 25.6 points, 14.0 rebounds, 6.0 assists, and 3.1 blocks in his senior season

## SEC Preseason Poll

Vanderbilt was picked to finish fifth in the SEC East by a select group of 30 media members in a poll released by the league prior to the SEC Basketball Media Days in Birmingham.

The Commodores received 52 points in the poll to finish behind Florida (110), Kentucky (95), Georgia (72), and Tennessee (71). South Carolina was chosen sixth (20).

Mississippi State was chosen to win the SEC West with 118 votes, 34 votes better than Ole Miss (84).

Florida received eight votes from the league's media to win the SEC Championship.

### 2009-10 Results

Team	Poll	SEC	Overall
<b>Eastern Division</b>			
Florida (13)*	110	9-7	21-13
Kentucky (3)	95	14-2	35-3
Georgia (2)	72	5-11	14-17
Tennessee (2)	71	11-5	28-9
<b>Vanderbilt</b>	<b>52</b>	<b>12-4</b>	<b>24-9</b>
South Carolina	20	6-10	14-17
<b>Western Division</b>			
Miss. State (18)	118	9-7	13-4
Ole Miss (2)	84	9-7	24-11
Alabama	82	6-10	17-15
Arkansas	72	7-9	14-18
LSU	41	2-14	11-20
Auburn	23	6-10	15-17

\*Picked as SEC Champion

First place votes in parenthesis

### Media First Team

Brandon Knight, Kentucky  
 Travis Leslie, Georgia  
**Jeffery Taylor, Vanderbilt**  
 Trey Thompkins, Georgia\*  
 Chris Warren, Ole Miss  
 \* Preseason Player of the Year

### Media Second Team

Kenny Boynton, Florida  
 JaMychal Green, Alabama  
 Scotty Hopson, Tennessee  
 Chandler Parsons, Florida  
 Marshawn Powell, Arkansas

### Coaches First Team

Dee Bost, Mississippi State  
 JaMychal Green, Alabama  
 Scotty Hopson, Tennessee  
 Travis Leslie, Georgia  
 Chandler Parsons, Florida  
 Marshawn Powell, Arkansas  
**Jeffery Taylor, Vanderbilt**  
 Trey Thompkins, Georgia  
 Chris Warren, Ole Miss

### Coaches Second Team

Kenny Boynton, Florida  
 Rotnei Clarke, Arkansas  
**John Jenkins, Vanderbilt**  
 Ravern Johnson, Mississippi State  
 Brandon Knight, Kentucky  
 Darius Miller, Kentucky  
 Alex Tyus, Florida  
 Erving Walker, Florida

# CAREER HIGHS

## NO. 1 - BRAD TINSLEY

### Career Highs

Points: 20, vs. Alabama (3/12/09);  
FG Made: 7, 2x, last at Georgia (2/6/10);  
FG Atts: 15, at Kentucky (1/10/09);  
3FG Made: 5, 2x, last vs. Alabama (3/12/09);  
3FG Atts: 10, 2x, last vs. Alabama (3/12/09);  
FT Made: 8, 2x, last at Arkansas (2/27/10);  
FT Atts: 8, 3x, last at Arkansas (2/27/10);  
Rebounds: 10, 2x, last vs. Davidson (1/2/11);  
Assists: 11, vs. Presbyterian (11/12/10);  
Turnovers: 6, 2x, last vs. Tenn. St. (12/19/09);  
Blocks: 1, 7x, last vs. North Carolina (11/21/10);  
Steals: 3, 3x, last vs. Presbyterian (11/12/10);  
Minutes: 39, at South Carolina (1/8/11).

## NO. 3 - FESTUS EZELI

### Career Highs

Points: 24, vs. Belmont (12/4/10);  
FG Made: 8, vs. Appalachian State (11/27/10);  
FG Atts: 12, vs. Appalachian State (11/27/10);  
3FG Made: 0;  
3FG Atts: 0;  
FT Made: 10, vs. Belmont (12/4/10);  
FT Atts: 14, vs. Belmont (12/4/10);  
Rebounds: 11, vs. W. Virginia (11/19/10);  
Assists: 1 vs. North Carolina (11/21/10);  
Turnovers: 4, 2x, last vs. Florida (1/25/09);  
Blocks: 6 at Missouri (12/8/10);  
Steals: 4 vs. Belmont (12/4/10);  
Minutes: 33 at Missouri (12/8/10).

## NO. 5 - LANCE GOULBOURNE

### Career Highs

Points: 18, vs. LSU (2/13/10);  
FG Made: 7, vs. Appalachian State (11/27/10);  
FG Atts: 11, vs. Appalachian State (11/27/10);  
3FG Made: 3, 2x, last vs. Kentucky (2/17/09);  
3FG Atts: 5, vs. Kentucky (2/17/09);  
FT Made: 8 vs. Belmont (12/4/10);  
FT Atts: 10, vs. Manhattan (12/30/09);  
Rebounds: 14, at South Carolina (1/8/11);  
Assists: 5 at Missouri (12/8/10);  
Turnovers: 4 vs. Belmont. (12/4/10);  
Blocks: 3 vs Davidson (1/2/11);  
Steals: 3, vs. Western Kentucky (12/1/10);  
Minutes: 31 at Missouri (12/8/10).

## NO. 10 - CHRIS MERIWETHER

### Career Highs

Points: 2, 2x, last vs. Mercer (12/21/09);  
FG Made: 2, vs. Manhattan (12/30/09);  
FG Atts: 2, vs. Manhattan (12/30/09);  
3FG Made: 0;  
3FG Atts: 0;  
FT Made: 0;  
FT Atts: 0;  
Rebounds: 1, 3x, last vs. W. Kentucky (12/1/10);  
Assists: 2, vs. Manhattan (12/30/09);  
Turnovers: 2, vs. Manhattan (12/30/09);  
Blocks: 0;  
Steals: 0;  
Minutes: 8, vs. Manhattan (12/30/09).

## NO. 11 - KYLE FULLER

### Career Highs

Points: 6, 2x, last vs. Davidson (1/2/11);  
FG Made: 3, 2x, last vs. Davidson (1/2/11);  
FG Atts: 6, vs. Presbyterian (11/12/10);  
3FG Made: 1 vs. Western Kentucky (12/1/10);  
3FG Atts: 3 vs. Western Kentucky (12/1/10);  
FT Made: 0;  
FT Atts: 0;  
Rebounds: 4 vs. MTUS (12/21/10);  
Assists: 5 vs. Davidson (1/2/11);  
Turnovers: 3, 3x, last vs. Davidson (1/2/11);  
Blocks: 1, vs. Presbyterian (11/12/10);  
Steals: 2, vs. North Carolina (11/21/10);  
Minutes: 21, vs. Davidson (1/2/11).

## NO. 12 - JORDAN SMART

### Career Highs

Points: 3, vs. SE Louisiana (12/18/10);  
FG Made: 1, vs. SE Louisiana (12/18/10);  
FG Atts: 1, 3x, last vs. SE Louisiana (12/18/10);  
3FG Made: 1, vs. SE Louisiana (12/18/10);  
3FG Atts: 1, 3x, last vs. SE Louisiana (12/18/10);  
FT Made: 0;  
FT Atts: 0;  
Rebounds: 2, 3x, last vs Davidson (1/2/11);  
Assists: 3 vs. Presbyterian (11/12/10);  
Turnovers: 0;  
Blocks: 0;  
Steals: 0;  
Minutes: 16, vs. Davidson (1/2/11).

## NO. 14 - AARON NOLL

### Career Highs

Points: 2, 3x, last at Arkansas (2/27/10);  
FG Made: 1, vs. St. Francis (12/31/08);  
FG Atts: 1, vs. St. Francis (12/31/08);  
3FG Made: 0;  
3FG Atts: 0;  
FT Made: 2, 2x, last at Arkansas (2/27/10);  
FT Atts: 2, 2x, last at Arkansas (2/27/10);  
Rebounds: 2, vs. Mercer (12/21/09);  
Assists: 0;  
Turnovers: 0;  
Blocks: 0;  
Steals: 0;  
Minutes: 3, vs. Manhattan (12/30/09).

## NO. 23 - JOHN JENKINS

### Career Highs

Points: 27, 2x, last at S. Carolina (1/8/11);  
FG Made: 8, 2x, last vs. App. State (11/27/10);  
FG Atts: 21, vs. Marquette (12/29/10);  
3FG Made: 6, 3x, last at S. Carolina (1/8/11);  
3FG Atts: 15; vs. Marquette (12/29/10);  
FT Made: 10, 2x, last vs. N. Carolina (11/21/10);  
FT Atts: 12, vs. North Carolina (11/21/10);  
Rebounds: 6, vs. Manhattan (12/30/09);  
Assists: 3, 2x, last vs. S. Miss (1/2/10);  
Turnovers: 3, 4x, last vs. App. State (11/27/10);  
Blocks: 2, at S.C. (1/16/10);  
Steals: 2, 3x, last at Florida (3/2/10);  
Minutes: 41, 2x, last at S. Carolina (1/8/11).

## NO. 33 - STEVE TCHIENGANG

### Career Highs

Points: 15, vs. SE La. (12/18/10);  
FG Made: 5, 2x, last at S. Carolina (1/8/11);  
FG Atts: 9, at S. Carolina (1/8/11);  
3FG Made: 2, 3x, last at vs. Davidson (1/2/11);  
3FG Atts: 4, 2x, last vs. App. State (11/27/10);  
FT Made: 5, at Georgia (2/25/09);  
FT Atts: 8, vs. Davidson (1/2/11);  
Rebounds: 9, vs. Marquette (12/29/10);  
Assists: 2, 4x, last vs. W. Kentucky (12/1/10);  
Turnovers: 4, vs. S. Carolina (3/6/10);  
Blocks: 4, vs. Nebraska (11/18/10);  
Steals: 2, 2x, last vs. Miss. State (3/13/10);  
Minutes: 26, at S. Carolina (1/28/09).

## NO. 44 - JEFFERY TAYLOR

### Career Highs

Points: 27, vs. Presbyterian (11/12/10);  
FG Made: 11, vs. Presbyterian (11/12/10);  
FG Atts: 16, 2x, last at S. Carolina (1/8/11);  
3FG Made: 3, vs. Presbyterian (11/12/10);  
3FG Atts: 4, 2x, last at Missouri (12/8/10);  
FT Made: 12, vs. Tennessee (2/9/10);  
FT Atts: 14, at S.C. (1/28/09);  
Rebounds: 11, 2x, last vs. Missouri (12/2/09);  
Assists: 6, vs. Arkansas (3/8/09);  
Turnovers: 6, at Missouri (12/8/10);  
Blocks: 2, 4x, last vs. Marquette (12/29/10);  
Steals: 4, 2x, last at Georgia (2/6/10);  
Minutes: 43 at Missouri (12/8/10).

## NO.45 - ROD ODOM

### Career Highs

Points: 11, 2x, last vs. W. Kentucky (12/1/10);  
FG Made: 5, vs. West Virginia (11/19/10);  
FG Atts: 9, vs. West Virginia (11/19/10);  
3FG Made: 3 vs. W. Kentucky (12/1/10);  
3FG Atts: 4 vs. West Virginia (11/19/10);  
FT Made: 0;  
FT Atts: 0;  
Rebounds: 6, 2x, last vs. MTSU (12/21/10);  
Assists: , 2x, last at Missouri (12/8/10);  
Turnovers: 5 vs. Belmont (12/4/10);  
Blocks: 2 at Missouri (12/8/10);  
Steals: 4 at Missouri (12/8/10);  
Minutes: 26 vs. Davidson (1/2/11).

## NO. 50 - JOE DUFFY

### Career Highs

Points: 9, vs. Grambling State (11/24/10);  
FG Made: 3 vs. Grambling State (11/24/10);  
FG Atts: 5, vs. Drake (11/29/08);  
3FG Made: 1, vs. Presbyterian (11/12/10);  
3FG Atts: 1, 3x, last vs. Presbyterian (11/12/10);  
FT Made: 2, 3x, last vs. Mercer (12/21/09);  
FT Atts: 2, 3x, last vs. Mercer (12/21/09);  
Rebounds: 5, 3x, last vs. Davidson (1/2/11);  
Assists: 2, 2x, last vs. St. Francis (12/31/08);  
Turnovers: 2, 2x, last vs. St. Francis (12/31/08);  
Blocks: 1, at Tenn. (2/14/09);  
Steals: 1, 4x, last vs. MTSU (1/4/10);  
Minutes: 22, vs. St. Francis (12/31/08).

## NO. 54 - ANDRE WALKER

### Career Highs

Points: 17, vs. Georgia (2/25/10);  
FG Made: 6, at St. Mary's (11/20/09);  
FG Atts: 9, at Alabama (3/8/08);  
3FG Made: 1, 3x, last at Florida (3/2/10);  
3FG Atts: 2, at Florida (3/2/10);  
FT Made: 6, vs. Georgia (2/25/10);  
FT Atts: 8, vs. Kentucky (2/12/08);  
Rebounds: 12, vs. Missouri (12/2/09);  
Assists: 7, vs. Florida (1/9/10);  
Turnovers: 5, vs. Western Kentucky (12/1/10);  
Blocks: 4, vs. S. Miss (1/2/10);  
Steals: 3, 2x, last vs. Florida (1/9/10);  
Minutes: 38, vs. Georgia (2/25/10).

# Head Coach Kevin Stallings



## THE STALLINGS FILE

**Born:** October 1, 1960

**High School:** Collinsville (Ill.) '78

**College:** Bachelor's Degree in Business Management and Marketing, Purdue, '82, Master's Degree in Counseling, Purdue, '85

**Family:** Wife, Lisa, three children, Jacob (20), Alexa (16), Jordyn (10)

## STALLINGS' SUCCESSES IN COLLEGE BASKETBALL (AS A PLAYER, ASSISTANT AND HEAD COACH)

- In **32 seasons** as a player and coach, his teams have made **25 tournament appearances**, including **17 NCAA berths** and **three Final Fours**.
- He has posted **20-win seasons 22 times** and has won **12 conference championships**.
- Stallings has posted just one losing season in **32 seasons as a player and coach**.
- Stallings is the **second winningest coach in Vanderbilt history** with 224 victories.
- Stallings is the **first Vanderbilt coach to lead two Commodore squads to the NCAA Tournament Sweet 16** since the field expanded to as many as 64 teams in 1985.
- Stallings is only the **second coach in Vanderbilt history to register five 20-win seasons** (Roy Skinner - six).
- **All 29 of his seniors at Vanderbilt have earned their degree or are working towards it.**
- **One of only three Vanderbilt coaches with 150 or more wins.**
- Led 2007-08 team to a **perfect 19-0 record at home, the most single-season home wins in the history of the program.**

## WINNINGEST COACHES AT VANDERBILT

Coach	Yrs	Record	Pct
1. Roy Skinner (1959, 1962-76)	16	278-135	.673
<b>2. Kevin Stallings (1999-)</b>	<b>12</b>	<b>224-140</b>	<b>.615</b>
3. Bob Polk (1948-58, 1960-61)	13	197-106	.650
4. C.M. Newton (1982-89)	8	129-115	.529
5. Jan van Breda Kolff (1994-99)	6	104-81	.562
6. Josh Cody (1924-27, 1932-36)	9	98-100	.495
7. Eddie Fogler (1990-93)	4	81-48	.628

## WINNINGEST COACHES AT MEMORIAL GYM

Coach	Yrs	Record
1. Roy Skinner (1959, 1962-76)	16	181-41
<b>2. Kevin Stallings (2000-)</b>	<b>12</b>	<b>159-39</b>
3. Bob Polk (1948-58, 1960-61)	8	96-15
4. C.M. Newton (1982-89)	8	91-37
5. Jan van Breda Kolff (1994-99)	6	75-20
6. Eddie Fogler (1990-93)	4	54-12

## STALLINGS THROUGH THE YEARS

Year	School	Position	W-L	Conf.	Postseason
2011	Vanderbilt	Head Coach	11-3	0-1	-
2010	Vanderbilt	Head Coach	24-9	12-4	NCAA First Round
2009	Vanderbilt	Head Coach	19-11	8-8	-
2008	Vanderbilt	Head Coach	26-8	10-6	NCAA First Round
2007	Vanderbilt	Head Coach	22-12	10-6	NCAA Regional Semifinals
2006	Vanderbilt	Head Coach	17-13	7-9	NIT First Round
2005	Vanderbilt	Head Coach	20-14	8-8	NIT Quarterfinals
2004	Vanderbilt	Head Coach	23-10	8-8	NCAA Regional Semifinals
2003	Vanderbilt	Head Coach	11-18	3-13	—
2002	Vanderbilt	Head Coach	17-15	6-10	NIT First Round^
2001	Vanderbilt	Head Coach	15-15	4-12	—
2000	Vanderbilt	Head Coach	19-11	8-8	NIT First Round
1999	Illinois State	Head Coach	16-15	7-11	—
1998	Illinois State	Head Coach	25-6	16-2*#	NCAA Second Round
1997	Illinois State	Head Coach	24-6	14-4*#	NCAA First Round
1996	Illinois State	Head Coach	22-12	13-5	NIT Quarterfinals
1995	Illinois State	Head Coach	20-13	13-5	NIT Second Round
1994	Illinois State	Head Coach	16-11	12-6	—
1993	Kansas	Assistant	29-7	11-3*	NCAA Final Four
1992	Kansas	Assistant	27-5	11-3*#	NCAA Second Round
1991	Kansas	Assistant	27-8	10-4*	NCAA Final Four*
1990	Kansas	Assistant	30-5	11-3	NCAA Second Round
1989	Kansas	Assistant	19-12	6-8	—
1988	Purdue	Assistant	29-4	16-2*	NCAA Sweet 16
1987	Purdue	Assistant	25-5	15-3*	NCAA Second Round
1986	Purdue	Assistant	22-10	11-7	NCAA First Round
1985	Purdue	Assistant	20-9	12-6	NCAA First Round
1984	Purdue	Assistant	22-7	15-3*	NCAA First Round
1983	Purdue	Assistant	21-9	11-7	NCAA Second Round
1982	Purdue	Player	18-14	11-7	NIT Final Four
1981	Purdue	Player	21-11	10-8	NIT Final Four
1980	Purdue	Player	27-8	11-7*#	NCAA Final Four*
1979	Bellefonte J.C.	Player	28-9	—	NJCAA Tournament
<b>Totals at Vanderbilt (Head Coach)</b>			<b>224-140</b>	<b>84-93</b>	
Totals at Illinois State (Head Coach)			123-63	75-33	
<b>Head Coach Totals</b>			<b>347-203</b>	<b>159-125</b>	
Totals at Kansas (Assistant Coach)			132-37	49-21	
Totals at Purdue (Assistant Coach)			139-44		
Totals at Purdue (playing)			66-33		

\* Regular season conference champions; # Conference tournament champions; \* Lost in National Championship game;

^ Included an Opening Round play-in game that Vanderbilt won over Houston.



# Memorial Magic - The Home To Vanderbilt Hoops Since 1952

## HISTORIC MEMORIAL GYMNASIUM IN 59TH SEASON

Storied Memorial Gymnasium is in its 59th season as the host venue of Vanderbilt basketball. The SEC's most historic hoops setting has played host to more than 850 men's contests as well as the 1984 and 1991 SEC Tournaments and 40 men's and women's NCAA Tournament contests (since the early 1980s).

As the oldest gymnasium in the SEC, Memorial Gymnasium is renowned for its end zone benches, raised floor and unique atmosphere. It was dedicated in 1952 as a memorial to all Vanderbilt men and women who served in World War II. It was built by the late master architect Edwin Keeble, who was commissioned to build a combination gymnasium/concert hall.

"Memorial Magic" has claimed many victims over the years, most notably the nation's No. 1 ranked teams. Vanderbilt has won its last four home games against the top team in the country, most recently, a 72-69 victory over in-state rival Tennessee on February 26, 2008.

- The Commodores have posted a 703-188 (.788) all-time record at Memorial Gymnasium.
- VU concluded the 2007-08 season 19-0 at Memorial Gym. It marks the most games won at Memorial Gym in one season, and the sixth time a Vanderbilt team has gone undefeated at home.
- Vanderbilt has won 123 of its last 130 home games against non-conference opponents.
- Since the 1990 season, Vanderbilt owns a 170-15 non-conference record at home (.916 win percentage).
- The Commodores are 103-8 against non-conference opponents at home during the Kevin Stallings era.
- The Commodores have posted six undefeated seasons at home.

### Winningest Coaches at Memorial Gymnasium

Coach	Yrs	Record
1. Roy Skinner (1959, 1962-76)	16	181-41
2. Kevin Stallings (2000-Present)	12	159-39
3. Bob Polk (1948-58, 1960-61)	8	96-15
4. C.M. Newton (1982-89)	8	91-37
5. Jan van Breda Kolff (1994-99)	6	75-20
6. Eddie Fogler (1990-93)	4	54-12

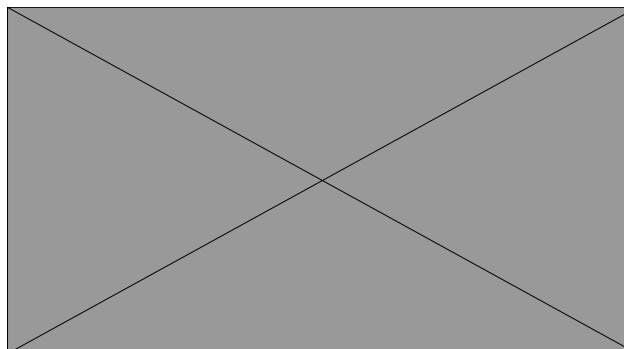
### Stallings' Year-By-Year Record At Memorial Gym

Year	Won	Lost
2010-11	8	0
2009-10	14	2
2008-09	13	4
2007-08	19	0
2006-07	14	3
2005-06	10	6
2004-05	17	2
2003-04	15	2
2002-03	10	6
2001-02	13	4
2000-01	12	7
1999-00	14	3

## ANNUAL ATTENDANCE FIGURES

Year	All Games	Attendance	Average	NCAA Rank	SEC Games	SEC Attendance	Average
2010-11	8	105,970	13,246	-	-	-	-
2009-10	16	217,965	13,623	21	8	113,539	14,192
2008-09	17	225,686	13,276	25	8	112,833	14,104
2007-08	19	254,954	13,418	22	8	113,713	14,214
2006-07	17	204,511	12,030	31	8	109,043	13,630
2005-06	16	195,159	12,197	24	8	108,258	13,532
2004-05 <sup>^</sup>	19	191,678	10,088	43	8	105,357	13,170
2003-04	17	192,301	11,312	33	8	106,990	13,374
2002-03	16	153,123	9,570	46	8	96,906	12,113
2001-02	17	150,325	8,843	50	8	93,873	11,734
2000-01	19	186,468	9,814	45	8	102,055	12,757
1999-00*	18	197,770	10,987	30	8	106,741	13,343
1998-99	16	192,538	12,034	26	8	106,128	13,266
1997-98	16	213,974	13,373	21	8	117,819	14,727
1996-97	16	207,771	12,986	25	8	120,214	15,027
1995-96	18	226,354	12,575	28	8	112,996	14,125
1994-95	13	183,042	14,080	17	8	118,932	14,867
1993-94	16	223,997	14,000	15	8	121,345	15,168
1992-93	14	212,156	15,154	11	8	122,536	15,317
1991-92	17	210,585	12,387	29	8	115,104	14,388
1990-91	16	214,638	13,415	19	9	133,482	14,831
1989-90	19	259,992	13,684	18	9	136,136	15,126
1988-89	15	224,657	14,977	13	9	137,212	15,246
1987-88	16	223,747	13,984	14	9	138,393	15,377
1986-87	17	226,343	13,314	14	9	130,854	14,539
1985-86	15	200,806	13,387	14	9	128,059	14,229
1984-85	16	194,390	12,149	17	9	122,514	13,613
1983-84	18	249,292	13,850	10	9	135,546	15,050
1982-83	17	237,584	13,976	9	9	135,418	15,046
1981-82	14	202,225	14,445	9	9	131,699	14,633
1980-81	15	227,478	15,165	9	9	136,436	15,160
1979-80	15	228,029	15,202	5	9	138,754	15,417
1978-79	14	215,330	15,380	5	9	139,930	15,547
1977-78	14	207,375	14,813	5	9	134,232	14,915
1976-77	15	211,966	14,131	4	9	149,108	16,568
1975-76	13	180,901	13,915	-	9	135,375	15,042
1974-75	12	178,527	14,877	-	9	134,304	14,923
1973-74	12	182,728	15,227	-	9	140,252	15,584
1972-73	12	173,567	14,464	-	9	131,193	14,577
1971-72	12	156,778	13,065	-	9	120,172	13,352
1970-71	12	170,634	14,220	-	9	130,260	14,473
1969-70	12	176,763	14,730	-	9	135,745	14,861
1968-69	12	126,896	10,575	-	9	95,300	10,589
1967-68	12	129,722	10,810	-	9	96,274	10,697
1966-67	12	105,492	8,791	-	9	79,173	8,797
1965-66	12	106,022	8,835	-	9	62,368	8,910
1964-65	12	98,821	8,235	-	9	65,712	8,214
1963-64	12	84,827	7,069	-	6	35,684	5,947
1962-63	12	75,261	6,272	-	6	46,183	6,598
1961-62	13	73,640	5,665	-	8	47,357	5,920
1960-61	13	74,187	5,707	-	7	45,549	6,507
1959-60	14	76,199	5,443	-	8	46,064	5,758

<sup>^</sup> First year capacity increased from 14,168 to 14,316; \* First year capacity decreased from 15,311 to 14,168



# THE SEC

## 2010-11 SEC STANDINGS (1/10)

EASTERN DIVISION				
SEC	Pct.	All	Pct.	
Georgia	1-0	1.000	12-2	.857
Florida	1-0	1.000	12-3	.800
South Carolina	1-0	1.000	10-4	.714
Kentucky	0-0	.000	12-3	.800
<b>Vanderbilt</b>	<b>0-0</b>	<b>.000</b>	<b>11-3</b>	<b>.786</b>
Tennessee	0-0	.000	10-5	.667

WESTERN DIVISION				
SEC	Pct.	All	Pct.	
Arkansas	1-0	1.000	11-3	.786
Alabama	1-0	1.000	9-6	.600
LSU	1-0	1.000	9-7	.562
Ole Miss	0-1	.000	12-4	.750
Miss. State	0-1	.000	8-7	.533
Auburn	0-1	.000	7-8	.467

## VU TEAM SEC RANKINGS (1/10)

Category	SEC	All
Scoring	T-4th (75.0)	2nd (79.0)
Scoring Defense	12th (83.0)	8th (64.7)
Scoring Margin	11th (-8.0)	2nd (+14.3)
FT %	4th (.750)	2nd (.725)
FG %	9th (.391)	T-2nd (.467)
FG % Defense	6th (.440)	T-3rd (.387)
3FG %	6th (.350)	2nd (.377)
3FG % Defense	8th (.370)	1st (.292)
3FG Made	5th (7.0)	1st (8.1)
Rebound Margin	11th (-7.0)	5th (+5.0)
Blocks	12th (1.0)	5th (5.6)
Assists	T-3rd (14.0)	1st (15.2)
Steals	T-9th (4.0)	10th (5.6)
Turnover Margin	7th (-1.0)	10th (-0.2)
Assist/TO Ratio	2nd (1.4)	3rd (1.1)

## VU INDIVIDUAL SEC RANKINGS (1/10)

Player	SEC	Total
<b>Festus Ezeli</b>	SEC	Total
Scoring	NA	24th (12.6)
Rebounding	NA	19th (6.5)
FG %	NA	3rd (.614)
Blocks	T-11th (1.0)	4th (2.3)
Off. Rebounds	T-9th (3.0)	9th (2.8)
<b>Lance Goulbourne</b>	SEC	Total
Rebounding	T-1st (14.0)	10th (7.2)
Assists	T-14th (3.0)	NA
FT %	NA	13th (.767)
A/TO Ratio	T-1st (997)	NA
Def. Rebounds	1st (11.0)	5th (5.3)
Minutes Played	T-9th (38.0)	NA
<b>John Jenkins</b>	SEC	Total
Scoring	1st (27.0)	3rd (18.5)
FT %	T-1st (1.00)	2nd (.892)
3FG %	T-8th (.600)	12th (.396)
3FG Made	T-1st (6.0)	1st (3.2)
Minutes Played	1st (41.0)	5th (33.2)
<b>Rod Odom</b>	SEC	Total
3FG %	NA	14th (.389)
<b>Jeffery Taylor</b>	SEC	Total
Scoring	T-25th (14.0)	11th (14.5)
3FG %	NA	T-10th (.400)
Assists	T-14th (3.0)	NA
Steals	T-5th (2.0)	NA
Off. Rebounds	T-9th (3.0)	NA
Minutes Played	T-5th (39.0)	NA
<b>Steve Tchiengang</b>	SEC	Total
Scoring	T-14th (.556)	NA
<b>Brad Tinsley</b>	SEC	Total
Scoring	NA	T-28th (10.0)
Assists	T-4th (5.0)	1st (5.1)
A/TO Ratio	14th (2.5)	3rd (2.1)
Minutes Played	T-5th (39.0)	8th (31.4)

# 2010-11 TRENDS

Winning Opening Tip	10-1
Losing Opening Tip	1-2
VU Scores First	9-2
Opponent Scores First	2-1
Leading at Halftime	8-1
Trailing at Halftime	3-2
Tied at Halftime	0-0
Leading with Five Minutes Remaining	11-2
Trailing with Five Minutes Remaining	0-1
Tied with Five Minutes Remaining	0-0
Leading with Two Minutes Remaining	11-0
Trailing with Two Minutes Remaining	0-0
Tied with Two Minutes Remaining	0-3
Overtime	0-0
Games Decided by Three Points or Less	1-2
Games Decided by 4-10 Points	3-1
Games Decided by 11-20 Points	3-0
Games Decided by 21-plus Points	4-0
VU Shoots 50% or Better	6-1
VU Shoots 40% or Better	9-1
VU Shoots Lower Than 40%	1-2
Opponent Shoots 50% or Better	1-0
Opponent Shoots 40% or Better	5-1
Opponent Shoots Lower Than 40%	6-2
VU Scores 70 Points or More	10-3
VU Scores Less Than 70 Points	1-0
VU Scores 80 Points or More	7-1
VU Scores 90 Points or More	1-0
Opponent Scores 70 Points or More	3-3
Opponent Scores Less Than 70 Points	8-0
Opponent Scores 80 Points or More	0-2
Opponent Scores 90 Points or More	0-0
Makes More 3-Pointers Than Opponent	10-2
Makes Fewer 3-Pointers Than Opponent	1-1
3-Pointers are Equal	0-0
Outrebounded Opponent	8-0
Outrebounded by Opponent	3-2
Rebounds are Equal	0-1
Playing on National TV	3-3
Playing on Regional TV	3-0
Playing on Weekday	6-2
Playing on Weekend	5-1
Game Tips Before 6 p.m. CT (afternoons)	5-2
Game Tips After 6 p.m. CT (evenings)	6-1
In November	5-1
In December	5-1
In January	1-1
In February	0-0
In March	0-0
Home	8-0
Neutral	2-1
Away	1-2
<b>Conferences</b>	
vs. Non-Conference	11-2
Big South	1-0
Big 12	1-1
Big East	1-1
ACC	1-0
SWAC	1-0
Southern	2-0
Sun Belt	2-0
Atlantic Sun	1-0
Southland	1-0
Southeastern — Eastern Division	0-1
Southeastern — Western Division	0-0

## Lineups

Tinsley, Jenkins, Taylor, Walker, Ezeli	7-1
Tinsley, Jenkins, Taylor, Odom, Ezeli	2-0
Tinsley, Jenkins, Taylor, Goulbourne, Ezeli	1-2
Tinsley, Goulbourne, Taylor, Odom, Ezeli	1-0

# POLLS

## AP Top 25 - January 10, 2011

1 Duke (65)	15-0	1,625
2 Ohio State	16-0	1,549
3 Kansas	15-0	1,489
4 Syracuse	16-0	1,443
5 Pittsburgh	15-1	1,353
6 San Diego State	17-0	1,249
7 Villanova	14-1	1,248
8 Purdue	15-1	1,105
9 Notre Dame	14-2	1,069
10 Connecticut	12-2	1,058
11 Brigham Young	16-1	925
12 Texas	12-3	842
13 Kentucky	12-3	808
14 Texas A&M	14-1	807
15 Missouri	14-2	781
16 Illinois	13-3	655
17 Washington	12-3	540
18 Louisville	13-2	345
19 Temple	11-3	232
20 Wisconsin	12-3	231
21 Kansas State	12-4	217
22 Georgetown	12-4	211
23 UCF	14-1	170
24 Georgia	12-2	145
25 Cincinnati	15-1	144

## Others Receiving Votes

Minnesota 123, Michigan State 118, Baylor 111, Florida 110, UNLV 74, **Vanderbilt 74**, Oklahoma State 71, Saint Mary's 49, Memphis 49, North Carolina 31, Gonzaga 29, West Virginia 15, Arizona 6, Old Dominion 4, St. John's 4, Tennessee 4, Utah State 4, Missouri State 2, Wichita State 2, Virginia Tech 2, Coastal Carolina 1, Richmond 1

## ESPN/USA Today Poll - January 10, 2011

1 Duke (31)	15-0	775
2 Ohio State	16-0	742
3 Kansas	15-0	713
4 Syracuse	16-0	682
5 Pittsburgh	15-1	641
6 San Diego State	17-0	618
7 Villanova	14-1	589
8 Purdue	15-1	549
9 Connecticut	12-2	494
10 Brigham Young	16-1	482
11 Notre Dame	14-2	450
12 Missouri	14-2	407
13 Texas A&M	14-1	395
14 Texas	12-3	354
15 Kentucky	12-3	346
16 Illinois	13-3	323
17 Louisville	13-2	224
18 Washington	12-3	193
19 Georgetown	12-4	156
20 Kansas State	12-4	122
21 Wisconsin	12-3	95
22 UCF	14-1	85
23 Temple	11-3	81
24 Michigan State	10-5	75
25 Minnesota	12-4	74

## Others Receiving Votes

Saint Mary's 65, Cincinnati 64, Baylor 58, Georgia 37, Memphis 36, **Vanderbilt 32**, UNLV 28, Florida 20, Oklahoma State 17, Utah State 9, Arizona 9, Gonzaga 9, Old Dominion 7, North Carolina 6, West Virginia 5, Nebraska 4, Wichita State 2, Penn State 2

# COMMODORE SUPERLATIVES AND STARTING LINEUPS

## TOP 2010-11 PERFORMANCES

Points	27	JENKINS, John at South Carolina (1/8/11)
	27	JENKINS, John vs West Virginia (11/19/10)
	27	TAYLOR, Jeffery vs Presbyterian (11/12/10)
	24	EZELI, Festus vs Belmont (12/04/10)
	23	JENKINS, John at Missouri (12/08/10)
FG Made	11	TAYLOR, Jeffery vs Presbyterian (11/12/10)
	9	TAYLOR, Jeffery at Missouri (12/08/10)
FG Att.	21	JENKINS, John vs Marquette (12/29/10)
	19	JENKINS, John vs West Virginia (11/19/10)
FG Pct	1.000 (7-7)	EZELI, Festus vs Western Kentucky (12/01/10)
	.917 (11-12)	TAYLOR, Jeffery vs Presbyterian (11/12/10)
3FG Made	6	JENKINS, John at South Carolina (1/8/11)
	5	JENKINS, John at Missouri (12/08/10)
	5	JENKINS, John vs Western Kentucky (12/01/10)
	5	JENKINS, John vs Appalachian State (11/27/10)
	5	JENKINS, John vs West Virginia (11/19/10)
3FG Att.	15	JENKINS, John vs Marquette (12/29/10)
	11	JENKINS, John vs West Virginia (11/19/10)
3-Pt FG Pct	1.000 (3-3)	ODDOM, Rod vs Western Kentucky (12/01/10)
	1.000 (2-2)	ODDOM, Rod vs Belmont (12/04/10)
	1.000 (2-2)	TAYLOR, Jeffery vs Nebraska (11/18/10)
FT Made	10	EZELI, Festus vs Belmont (12/04/10)
	10	JENKINS, John vs North Carolina (11/21/10)
	10	JENKINS, John vs West Virginia (11/19/10)
FT Att.	14	EZELI, Festus vs Belmont (12/04/10)
	12	EZELI, Festus at Middle Tennessee (12/21/10)
	12	JENKINS, John vs North Carolina (11/21/10)
	12	TAYLOR, Jeffery vs Nebraska (11/18/10)
FT Pct	1.000 (10-10)	JENKINS, John vs West Virginia (11/19/10)
	1.000 (7-7)	JENKINS, John at South Carolina (1/8/11)
	1.000 (5-5)	TINSLEY, Brad vs Davidson (1/02/11)
	1.000 (4-4)	GOULBOURNE, Lance vs Davidson (1/02/11)
	1.000 (4-4)	TCHIENGANG, Steve at MTSU (12/21/10)
	1.000 (4-4)	JENKINS, John at Missouri (12/08/10)
	1.000 (4-4)	TAYLOR, Jeffery vs W. Kentucky (12/01/10)
	1.000 (4-4)	TCHIENGANG, Steve vs Grambling (11/24/10)
	1.000 (4-4)	JENKINS, John vs Grambling State (11/24/10)
	1.000 (3-3)	JENKINS, John vs Marquette (12/29/10)
	1.000 (3-3)	TCHIENGANG, Steve vs SE La. (12/18/10)
	1.000 (3-3)	GOULBOURNE, Lance vs App. State (11/27/10)
	1.000 (3-3)	TAYLOR, Jeffery vs West Virginia (11/19/10)
Rebounds	14	GOULBOURNE, Lance at South Carolina (1/8/11)
	13	EZELI, Festus vs Grambling State (11/24/10)
Assists	10	TINSLEY, Brad vs Presbyterian (11/12/10)
	8	TINSLEY, Brad vs Marquette (12/29/10)
	8	WALKER, Andre vs Western Kentucky (12/01/10)
	8	TINSLEY, Brad vs Appalachian State (11/27/10)
Steals	4	ODDOM, Rod at Missouri (12/08/10)
	4	EZELI, Festus vs Belmont (12/04/10)
	4	WALKER, Andre vs Grambling State (11/24/10)
Blocked Shots	6	EZELI, Festus at Missouri (12/08/10)
	4	EZELI, Festus vs Davidson (1/02/11)
	4	TCHIENGANG, Steve vs Nebraska (11/18/10)
Turnovers	6	TAYLOR, Jeffery at Missouri (12/08/10)
	5	ODDOM, Rod vs Belmont (12/04/10)
	5	TAYLOR, Jeffery vs Western Kentucky (12/01/10)
	5	TINSLEY, Brad vs Grambling State (11/24/10)
	5	TAYLOR, Jeffery vs North Carolina (11/21/10)
	5	TINSLEY, Brad vs North Carolina (11/21/10)
Fouls	5	EZELI, Festus at South Carolina (1/8/11)
	5	WALKER, Andre vs North Carolina (11/21/10)
	5	EZELI, Festus vs West Virginia (11/19/10)
	5	TAYLOR, Jeffery vs West Virginia (11/19/10)
	5	WALKER, Andre vs Nebraska (11/18/10)

## Double Digit Scoring Games

	2010-11	Career
Jeffery Taylor	11	57
Brad Tinsley	7	34
John Jenkins	13	32
Festus Ezeli	10	13
Lance Goulbourne	4	10
Andre Walker	0	5
Steve Tchiengang	5	5
Rod Odom	1	1

## 20-Point Scoring Games

	2010-11	Career
John Jenkins	7	9
Jeffery Taylor	2	6
Festus Ezeli	1	1

## Double Digit Rebounding Games

	2010-11	Career
Jeffery Taylor	1	6
Andre Walker	0	4
Festus Ezeli	3	3
Brad Tinsley	2	2
Lance Goulbourne	2	2

## Starting Lineups

N12 Presbyterian	Tinsley	Jenkins	Taylor	Walker	Ezeli
N18 Nebraska	Tinsley	Jenkins	Taylor	Walker	Ezeli
N19 West Virginia	Tinsley	Jenkins	Taylor	Walker	Ezeli
N21 North Carolina	Tinsley	Jenkins	Taylor	Walker	Ezeli
N24 Grambling State	Tinsley	Jenkins	Taylor	Walker	Ezeli
N27 Appalachian State	Tinsley	Jenkins	Taylor	Walker	Ezeli
D1 Western Kentucky	Tinsley	Jenkins	Taylor	Walker	Ezeli
D4 Belmont	Tinsley	Jenkins	Taylor	Odom	Ezeli
D8 Missouri	Tinsley	Jenkins	Taylor	Goulbourne	Ezeli
D18 SE Louisiana	Tinsley	Jenkins	Taylor	Goulbourne	Ezeli
D21 MTSU	Tinsley	Jenkins	Taylor	Odom	Ezeli
D29 Marquette	Tinsley	Jenkins	Taylor	Walker	Ezeli
J2 Davidson	Tinsley	Goulbourne	Taylor	Odom	Ezeli
J8 @South Carolina	Tinsley	Jenkins	Taylor	Goulbourne	Ezeli

## Double-Doubles

	2010-11	Career
Jeffery Taylor	1	6
Brad Tinsley	2	2
Festus Ezeli	2	2

## 5 + Assist Games

	2010-11	Career
Brad Tinsley	8	18
Andre Walker	4	11
Lance Goulbourne	1	1
Kyle Fuller	1	1

## 3+ 3-Point Field Goals

	2010-11	Career
John Jenkins	8	21
Brad Tinsley	0	12
Lance Goulbourne	0	2
Jeffery Taylor	1	1
Rod Odom	1	1

## Career Starts

	2010-11	Career
Jeffery Taylor	14	77
Brad Tinsley	14	69
Andre Walker	8	39
Festus Ezeli	14	25
John Jenkins	13	19
Steve Tchiengang	0	16
Lance Goulbourne	4	4
Rod Odom	3	3

# 2010-11 GAME RECAPS

## Game 1 • Nov. 12, 2010

Presbyterian..... 47  
at Vanderbilt ..... 88  
Nashville, Tenn. (Memorial Gym)

Presbyterian 47 - 0-1

#	Player	Total			3-Ptr			Rebounds			PF	TP	A	TO	Blk	Stl	Min
		FG	FGA	FT	FTA	FG	FGA	FT	FTA	Off							
30	TROYLI, Jake	f	1-9	0-1	2-2	0	0	0	1	4	0	0	0	1	0	24	
34	COLEMAN, Alfonso	c	8-15	1-3	0-0	1	5	8	4	17	2	4	0	3	29		
03	MILLER, Pierre	g	3-9	1-3	1-1	2	2	4	1	8	2	3	0	1	36		
22	JOHNSON, Josh	g	3-7	1-3	4-4	0	2	2	1	11	0	1	1	1	26		
24	MUTAKABIR, Khalid	g	0-5	0-0	0-0	0	1	1	0	1	0	2	0	0	36		
01	CLYBURN, Joshua	g	1-3	0-0	0-0	0	1	1	0	2	0	0	0	0	9		
02	DEIHL, Tyler	g	0-0	0-0	0-0	0	0	0	0	0	0	1	0	0	1		
21	ALLEN, Walt	f	1-5	1-4	0-0	0	3	3	0	3	0	0	0	1	19		
44	REYNOLDS, Jay	f	1-2	0-0	0-0	0	1	1	2	0	1	1	0	0	20		
	Team		18-55	4-14	7-7	6	15	21	9	47	6	12	3	6	200		

FG % 1st Half: 19.2% 34.9% 2nd half: 8.26 30.8% Game: 18.55 32.7%  
3FG % 1st Half: 2.7 28.6% 2nd half: 2.7 28.6% Game: 4.14 28.6%  
FT % 1st Half: 0.0 0.0% 2nd half: 7.7 100.0% Game: 7.7 100.0%

Vanderbilt 88 - 1-0

#	Player	Total			3-Ptr			Rebounds			PF	TP	A	TO	Blk	Stl	Min
		FG	FGA	FT	FTA	FG	FGA	FT	FTA	Off							
44	TAYLOR, Jeffery	f	11-12	3-4	2-2	3	4	7	2	2	4	1	1	0	24		
54	WALKER, Andre	f	1-2	0-0	0-0	3	4	7	2	2	4	1	1	0	24		
03	EZELI, Festus	c	7-8	0-0	0-0	2	4	6	3	14	0	1	3	0	21		
01	TINSLEY, Brad	g	4-6	2-3	1-2	0	10	10	0	11	10	2	1	3	29		
23	JENKINS, John	g	4-14	0-6	2-2	0	0	0	10	0	0	0	1	25			
05	GOULBOURNE, Lance	c	2-4	1-2	0-0	2	5	7	2	5	0	0	0	18			
10	MERIWETHER, Chris	g	0-1	0-0	0-0	0	0	0	0	0	0	0	0	2			
11	FULLER, Kyle	g	3-6	0-1	0-0	0	2	0	6	2	1	1	1	17			
12	SMART, Jordan	g	0-0	0-0	0-0	0	0	0	0	0	0	3	0	0	4		
14	NOLL, Aaron	g	0-0	0-0	0-0	0	0	0	0	0	0	0	0	0	2		
33	TCHIENGANG, Steve	c	2-4	1-2	0-0	0	4	1	5	0	0	1	1	16			
45	ODOM, Rod	c	2-3	1-2	0-0	0	0	0	1	5	0	0	0	14			
50	DUFFY, Joe	g	1-1	1-0	0-0	1	0	1	0	3	0	0	0	2			
	Team		37-61	9-22	5-6	9	31	40	10	88	22	10	7	6	200		

FG % 1st Half: 19.2% 66.7% 2nd half: 19.34 55.9% Game: 37.61 60.7%  
3FG % 1st Half: 5.0 50.0% 2nd half: 4.12 33.3% Game: 9.22 40.9%  
FT % 1st Half: 1.2 50.0% 2nd half: 4.4 100.0% Game: 5.6 83.3%

Officials: Anthony Jordan, James Barker, Geln Tuff  
Technical fouls: Presbyterian:Team, Vanderbilt:None  
Attendance: 13481

Score by periods	1st	2nd	Total
Presbyterian	22	25	47
Vanderbilt	42	46	88

Last FG - PC 2nd-00, VU 2nd-00:02  
Largest lead - PC None, VU by 42 2nd-01:51

## Game 2 • Nov. 18, 2010

Nebraska..... 49  
vs. Vanderbilt ..... 59  
San Juan, P.R. (Coliseo de Puerto Rico)

NEBRASKA 49 - 2-1

#	Player	Total			3-Ptr			Rebounds			PF	TP	A	TO	Blk	Stl	Min
		FG	FGA	FT	FTA	FG	FGA	FT	FTA	Off							
21	Diaz, Jorge Brian	f	3-7	0-0	2-4	0	8	8	3	8	0	1	0	0	28		
03	Almeida, Andre	c	2-4	0-0	0-0	1	3	4	4	2	3	2	0	18			
02	McCray, Toney	g	3-8	0-2	0-2	0	2	2	3	6	0	0	0	27			
03	Richardson, Brandon	g	0-3	0-2	0-0	0	3	3	2	0	3	4	0	22			
34	Jeter, Lance	c	3-9	0-2	2-6	1	3	4	3	8	2	2	1	32			
01	Jones, Easton	c	0-0	0-0	0-0	0	0	0	0	0	0	0	0	0			
11	Stanhardinger, Chr.	g	2-7	0-0	3-5	2	3	5	3	7	0	0	0	17			
13	Ubel, Brandon	c	3-4	0-1	4-4	1	1	2	2	10	1	0	1	16			
16	Gallegos, Ray	g	0-0	0-0	0-0	0	0	0	0	0	0	0	0	3			
15	Walker, Caleb	g	0-6	0-2	2-2	3	0	3	2	2	0	2	0	23			
31	Baranek, Drake	c	2-3	0-1	0-0	0	3	3	2	4	1	2	0	14			
	Team		18-51	0-10	13-23	3	0	3	23	49	8	15	3	200			

FG % 1st Half: 12.30 40.0% 2nd half: 6.21 28.6% Game: 18.51 35.3%  
3FG % 1st Half: 0.0 0.0% 2nd half: 0.5 0.0% Game: 0-10 0.0%  
FT % 1st Half: 4.6 66.7% 2nd half: 9.17 52.9% Game: 13.23 58.5%

Vanderbilt 59 - 2-0

#	Player	Total			3-Ptr			Rebounds			PF	TP	A	TO	Blk	Stl	Min
		FG	FGA	FT	FTA	FG	FGA	FT	FTA	Off							
44	TAYLOR, Jeffery	f	3-7	2-2	6-12	0	4	4	2	14	3	1	1	1	34		
54	WALKER, Andre	f	2-5	0-0	0-0	0	3	3	5	4	0	2	1	0	27		
03	EZELI, Festus	c	0-4	0-0	2-2	3	2	5	4	2	0	2	0	13			
01	TINSLEY, Brad	g	2-7	1-4	2-2	1	5	6	0	7	5	2	1	35			
23	JENKINS, John	g	8-13	1-5	5-6	0	2	0	22	1	1	1	1	35			
05	GOULBOURNE, Lance	c	1-2	0-1	3-4	0	1	1	2	5	0	1	0	14			
11	FULLER, Kyle	g	0-2	0-1	0-0	0	1	1	0	1	0	0	0	10			
33	TCHIENGANG, Steve	c	2-4	1-2	0-0	0	8	8	4	5	1	2	4	25			
45	ODOM, Rod	c	0-2	0-2	0-0	0	3	3	0	3	0	0	0	7			
	Team		18-46	5-17	18-26	5	29	34	21	59	10	12	8	6	200		

FG % 1st Half: 9.24 37.5% 2nd half: 9.22 40.9% Game: 18.48 39.1%  
3FG % 1st Half: 3.9 33.3% 2nd half: 3.8 29.0% Game: 5-17 29.4%  
FT % 1st Half: 5.10 50.0% 2nd half: 13.16 81.3% Game: 6-26 69.2%

Officials: Randy Heimerman, Bert Smith, Steve Sikes  
Technical fouls: NEBRASKA:None, Vanderbilt:None  
Attendance: 4018

Game 2 of the 2010 Honda Puerto Rico Tip-Off

Score by periods	1st	2nd	Total
NEBRASKA	28	21	49
Vanderbilt	26	33	59

Last FG - NU 2nd-07:49, VU 2nd-00:18  
Largest lead - NU by 5 1st-05:07, VU by 10 2nd-00:18

## Game 3 • Nov. 19, 2010

Vanderbilt..... 71  
vs. West Virginia ..... 74  
San Juan, P.R. (Coliseo de Puerto Rico)

Vanderbilt 71 - 2-1

#	Player	Total			3-Ptr			Rebounds			PF	TP	A	TO	Blk	Stl	Min
		FG	FGA	FT	FTA	FG	FGA	FT	FTA	Off							
44	TAYLOR, Jeffery	f	1-4	0-1	3-3	0	1	1	5	5	1	2	0	0	17		
54	WALKER, Andre	f	1-2	0-0	0-0	1	3	4	3	2	2	1	0	0	14		
03	EZELI, Festus	c	2-4	0-0	4-9	3	8	11	5	8	0	1	2	1	20		
01	TINSLEY, Brad	g	3-12	1-7	3-4	1	3	4	1	10	3	3	1	31			
23	JENKINS, John	g	6-19	5-11	10-10	3	2	5	1	27	0	3	0	1	33		
05	GOULBOURNE, Lance	c	0-3	0-1	3-4	3	4	7	1	3	1	2	1	29			
11	FULLER, Kyle	g	1-3	0-1	0-0	0	0	0	3	2	0	0	0	12			
33	TCHIENGANG, Steve	c	0-2	0-1	3-4	2	4	6	4	3	0	1	0	0	21		
45	ODOM, Rod	c	5-9	1-4	0-0	1	1	2	1	1	0	1	0	0	23		
	Team		19-58	7-26	26-34	15	27	42	27	71	9	13	5	4	200		

FG % 1st Half: 12.29 41.4% 2nd half: 7.29 24.1% Game: 19.58 32.8%  
3FG % 1st Half: 3.9 33.3% 2nd half: 4.17 23.3% Game: 7.26 28.9%  
FT % 1st Half: 6.7 85.7% 2nd half: 20.27 74.1% Game: 26.34 76.5%

WEST VIRGINIA 74 - 3-0

#	Player	Total			3-Ptr			Rebounds			PF	TP	A	TO	Blk	Stl	Min
		FG	FGA	FT	FTA	FG	FGA	FT	FTA	Off							
05	JONES, Kevin	f	5-11	0-2	2-4	7	4	11	2	12	0	3	0	2	38		
13	KUJULI, Deniz	f	2-6	0-0	2-4	0	3	3	6	1	1	0	1	17			
41	FLOWERS, Jason	f	0-4	0-1	5-7	3	5	8	4	5	3	1	0	28			
03	MITCHELL, Casey	g	9-15	6-12	7-8	2	2	4	3	1	3	1	1	34			
25	BRYANT, Darryl	g	2-11	0-3	7-8	0	4	4	2	11	6	1	0	34			
02	THOROUGHMAN, Cam	g	0-2	0-0	2-2	1	3	4	5	2	2	0	0	17			
21	MAZZULLA, Joe	g	0-2	0-1	1-2	0	2	2	1	1	0	0	0	10			
36	JENNINGS, Dian	g	1-1	0-0	1-2	1	0	1	3	3	0	0	0	8			
32	PEPPER, Dalton	g	1-3	0-2	1-2	0	2	2	3	0	1	0	0	14			
	Team		20-55	6-21	28-39	14	28	42	27	74	14	10	3	3	200		

FG % 1st Half: 1



# 2010-11 GAME RECAPS

## Game 4 • Nov. 21, 2010

Vanderbilt..... 72  
vs. North Carolina..... 65  
San Juan, P.R. (Coliseo de Puerto Rico)

### Vanderbilt 72 - 3-1

#	Player	Total		3-Pr		Rebounds		PF	TP	A	TO	Bk	Sl	Min
		FG	FGA	FT	FTA	Off	Def							
44	TAYLOR, Jeffery	6-13	2-5	1-2	2	5	7	1	15	3	5	2	0	34
54	WALKER, Andre	1-1	0-0	0-0	0	0	0	5	2	0	0	1	1	17
03	EZELI, Festus	5-7	0-0	5-7	4	5	9	4	15	1	2	1	1	25
01	TINSLEY, Brad	2-6	1-3	3-4	0	2	2	8	5	0	0	1	1	31
23	JENKINS, John	2-10	2-7	10-12	0	2	2	16	0	5	0	0	0	37
05	GOULBOURNE, Lance	3-4	1-1	2-2	2	6	8	3	9	1	4	0	0	20
11	FULLER, Kyle	1-3	0-1	0-0	0	0	0	0	2	0	2	0	0	12
33	TCHENGANG, Steve	1-1	0-0	0-0	1	1	2	1	2	2	0	0	0	15
45	ODUM, Rod	1-2	1-1	0-0	1	2	3	0	0	0	0	0	0	9
Team		22-47	7-18	21-27	10	24	34	20	72	14	21	4	5	200

FG % 1st Half: 14.2%	63.0%	2nd half: 8.25%	32.0%	Game: 22:47	46.8%	Deatball
3FG % 1st Half: 5.9%	66.7%	2nd half: 1.9%	11.1%	Game: 7:18	38.9%	Rebound:
FT % 1st Half: 5.6%	63.3%	2nd half: 16.21%	78.2%	Game: 21:27	77.8%	5

### NORTH CAROLINA 65 - 2-2

#	Player	Total		3-Pr		Rebounds		PF	TP	A	TO	Bk	Sl	Min
		FG	FGA	FT	FTA	Off	Def							
31	John Henson	0-2	0-0	2-6	4	4	8	3	2	0	6	0	1	16
40	Harrison Barnes	4-12	0-3	3-4	2	2	4	3	11	2	1	1	2	29
44	Tyler Zeller	7-13	0-0	6-6	3	7	10	4	20	1	1	0	0	33
01	Dexter Strickland	3-6	0-0	0-0	2	1	3	6	1	4	0	1	0	26
11	Larry Drew II	2-5	1-3	0-0	0	1	1	2	5	1	1	0	1	23
02	Leslie McDonald	2-7	0-3	1-2	1	0	1	3	5	0	2	0	0	16
05	Kendall Marshall	0-0	0-0	1-2	0	1	1	2	1	2	0	1	0	17
24	Justin Watts	0-1	0-0	0-0	0	2	2	1	0	0	1	0	0	7
25	Justin Knox	0-2	0-0	5-7	0	1	3	5	1	4	0	0	0	18
35	Reggie Bullock	4-6	2-2	0-0	1	1	2	1	10	0	1	0	1	15
Team		22-54	3-11	18-27	15	20	35	25	65	8	22	3	8	200

FG % 1st Half: 12.2%	42.9%	2nd half: 10.26%	38.9%	Game: 22:54	40.7%	Deatball
3FG % 1st Half: 0.4%	0.0%	2nd half: 3.7%	42.9%	Game: 3:11	27.3%	Rebound:
FT % 1st Half: 5.9%	63.3%	2nd half: 18-18	72.2%	Game: 18:27	66.7%	2

Officials: Jamie Luckie, Randy Heimerlman, Kevin Martin  
Technical foul: Vanderbilt:None, NORTH CAROLINA:None  
Attendance: 12,270  
Game 1 of the 2010 Honda Puerto Rico Tip-Off (Third Place Game)

Score by periods	1st	2nd	Total
Vanderbilt	39	33	72
NORTH CAROLINA	29	36	65

Last FG - VU 2nd-01:35, NC 2nd-00:01  
Largest lead - VU by 14 1st-00:59, NC by 4 1st-19:19

**SAN JUAN, P.R.** - John Jenkins scored 16 points, and Festus Ezeli and Jeffery Taylor each had 15 to lead Vanderbilt to a 72-65 win over No. 8 North Carolina on Sunday night in the Puerto Rico Tip-Off tournament.

The Commodores (3-1) beat a top-10 team for the first time since knocking off No. 1 Tennessee on Feb. 26, 2008.

UNC's Tyler Zeller had 20 points and 10 rebounds for North Carolina, and freshman Harrison Barnes rebounded from a poor performance to score 11.

Outside of Zeller, the Tar Heels had no offensive threat inside or out. He made seven baskets, and no one else made more than four.

That wasn't a problem for the Commodores. Taylor and Ezeli were tough inside, with 16 rebounds and three blocked shots between them. Jenkins did his work from the free-throw line with a 10-for-12 effort that first built the lead, then helped Vanderbilt keep it for the win. The Commodores bounced back after losing in the final seconds to West Virginia on Friday.

The Tar Heels had made a last gasp effort for the win when they got the ball inside to Zeller, who got the basket and the foul. Vanderbilt forward Andre Walker fouled out on the play and Zeller made the free throw to make it 59-57.

It wasn't enough. Vanderbilt fattened the lead from the free-throw line and Taylor slid down the baseline for a bank-layup and a 65-58 lead. Lance Goulbourne slammed home a 3-point miss for a seven-point lead with 1:20 left.

- Notes**
- The Commodores finished the 2010 Honda Puerto Rico Tip-Off with a 2-1 record after knocking off North Carolina Sunday.
  - The series record moves to 6-4 in favor of North Carolina. It was the first meeting between the two schools since 1995.
  - Vanderbilt knocked off a top 10 team for the first time since defeating number one Tennessee, 72-69, on Feb. 26, 2008. The Commodores are now 82-101 in games against teams in the AP Top 25 all-time (since 1949) and 7-13 on neutral floors.

## Game 5 • Nov. 24, 2010

Grambling State..... 59  
vs. Vanderbilt..... 92  
Nashville, Tenn. (Memorial Gym)

### Grambling State 59 - 1-5

#	Player	Total		3-Pr		Rebounds		PF	TP	A	TO	Bk	Sl	Min
		FG	FGA	FT	FTA	Off	Def							
11	PATTON, Justin	1-5	0-2	0-1	0	4	4	4	2	1	1	0	0	24
30	FURTERADO, Lance	8-17	3-9	1-5	2	2	4	5	20	2	3	0	1	34
40	ROBERSON, Peter	1-5	0-0	0-0	1	0	1	2	2	0	0	2	0	18
00	HOBBES, Derron	2-8	0-3	2-2	0	1	2	6	3	2	0	0	0	23
02	QUALLS, Donald	4-12	3-7	0-0	1	0	1	11	0	0	0	2	24	
01	HARRIS, Rydel	1-5	0-0	0-0	0	2	4	0	2	4	0	0	0	15
12	BOATNER, T. Rashard	2-8	2-7	0-0	0	1	2	6	3	1	0	1	0	20
21	ROSE, Rupert	1-6	1-1	0-0	0	2	2	3	2	3	2	0	2	16
32	JOHNSON, Yandarius	0-0	0-0	0-0	0	0	0	1	0	0	0	0	0	2
42	BRITT-BLACK, Chris	3-5	0-0	1-4	2	3	4	7	1	1	0	1	22	
33	DANNIDIGE, Steven	0-0	0-0	0-0	0	0	0	1	0	0	0	0	0	2
Team		23-71	9-29	4-12	11	15	26	23	59	13	11	2	7	200

FG % 1st Half: 16.39%	41.0%	2nd half: 7.32%	21.9%	Game: 23:71	32.4%	Deatball
3FG % 1st Half: 5-15	33.3%	2nd half: 4-14	28.6%	Game: 9-29	31.0%	Rebound:
FT % 1st Half: 1-1	100.0%	2nd half: 3-11	27.3%	Game: 4-12	33.3%	5

### Vanderbilt 92 - 4-1

#	Player	Total		3-Pr		Rebounds		PF	TP	A	TO	Bk	Sl	Min
		FG	FGA	FT	FTA	Off	Def							
44	TAYLOR, Jeffery	1-2	0-1	2-2	0	2	2	0	4	1	0	1	0	12
44	WALKER, Andre	2-5	0-1	0-0	2	4	6	11	4	3	3	1	4	26
03	EZELI, Festus	1-6	0-0	7-10	9	4	13	3	11	1	4	1	0	21
01	TINSLEY, Brad	4-14	1-4	5-7	0	4	4	14	5	5	0	0	0	28
23	JENKINS, John	7-8	4-9	4-4	2	2	4	0	22	2	1	0	0	26
05	GOULBOURNE, Lance	2-6	1-1	1-2	3	9	12	1	6	0	2	2	0	21
10	MERIWETHER, Chris	0-0	0-0	0-0	0	0	0	0	2	0	0	0	0	3
11	FULLER, Kyle	1-4	0-1	0-0	0	1	1	2	3	0	0	0	0	16
12	SMART, Jordan	0-1	0-1	0-0	0	1	1	0	0	0	0	0	0	5
14	NOLL, Aaron	0-0	0-0	0-0	0	2	2	0	0	0	0	0	0	3
33	TCHENGANG, Steve	3-8	2-5	4-4	3	4	7	3	12	0	1	0	0	16
45	ODUM, Rod	2-7	1-5	3-4	3	5	8	1	8	0	1	0	0	19
50	DUFFY, Joe	5-3	1-1	2-4	0	0	0	9	0	0	0	0	0	4
Team		27-66	10-29	28-37	25	40	65	12	92	17	17	5	4	200

FG % 1st Half: 12-36	33.3%	2nd half: 15-30	50.0%	Game: 27:66	40.9%	Deatball
3FG % 1st Half: 5-16	31.3%	2nd half: 0-1	0.0%	Game: 10-29	34.5%	Rebound:
FT % 1st Half: 11-14	78.6%	2nd half: 17-23	73.9%	Game: 28-37	75.7%	8

Officials: Tony Greene, Mike Nance, Patrick Evans  
Technical foul: Grambling State:None, Vanderbilt:None  
Attendance: 12,270  
Intentional Foul by Grambling State 21 at 4:52 1st Half

Score by periods	1st	2nd	Total
Grambling State	33	21	54
Vanderbilt	40	52	92

Last FG - GRAM 2nd-02:19, VU 2nd-01:58  
Largest lead - GRAM by 12 1st-15:15, VU by 33 2nd-00:26

**NASHVILLE** - Festus Ezeli posted his first career double-double and John Jenkins scored 22 points as Vanderbilt defeated Grambling State 92-59.

Ezeli had 11 points and 13 rebounds, and the Commodores (4-1) played the second half without the services of preseason All-SEC pick Jeffery Taylor.

Taylor took a blow to his left eye with about 5 minutes to play in the first half on an intentional foul by Tigers guard Rupert Rose.

The 6-foot-7 junior forward was on the floor for a couple of minutes and didn't return because of blurry vision.

The outcome was still in doubt at the half as Vanderbilt shot 33 percent and led just 40-38.

Grambling (1-5) hung around in large part because of Justin Patton, who had 15 points in the first half and finished with 20.

Brad Tinsley added 14 points and Steve Tchien-gang had a career-high 12.

- Notes**
- The Commodores grabbed a season-best 25 offensive rebounds, breaking the previous mark of 15 set against West Virginia on November 19, 2010.
  - Vanderbilt's 65 rebounds are the most in the Stallings era, breaking the previous high of 57 set against Manhattan on December 30, 2009.
  - Vanderbilt scored 52 second-half points, the most since putting up 52 against Ole Miss in an 82-78 victory on February 18, 2010.
  - The Commodores held the Tigers to only 21 points in the second half, matching the season-low set against Nebraska on November 18, 2010.
  - Festus Ezeli's nine offensive rebounds are a career-high and the most by a Commodore this season.
  - Ezeli grabbed 13 rebounds, a career-high and season-high for any player on the team.
  - Festus Ezeli recorded his first double-double of his career with 11 points and 13 rebounds.
  - Lance Goulbourne had a career-high 12 rebounds, breaking his previous mark of nine set against LSU on February 13, 2010.
  - Joe Duffy recorded a career-high nine points.

## Game 6 • Nov. 27, 2010

Appalachian State..... 73  
vs. Vanderbilt..... 86  
Nashville, Tenn. (Memorial Gym)

### Appalachian State 73 - 2-2

#	Player	Total		3-Pr		Rebounds		PF	TP	A	TO	Bk	Sl	Min
		FG	FGA	FT	FTA	Off	Def							
50	WILLIAMSON, Andre	4-8	0-0	3-3	1	5	6	4	11	1	1	2	0	28
54	HANLEY, Patey	5-7	0-0	1-2	1	3	4	3	11	1	1	0	1	34
00	SIMS, Donald	9-19	4-9	5-5	1	1	2	27	2	2	0	2	0	38
21	CARTER, Omar	6-14	1-1	4-9	4	4	8	1	17	0	2	0	2	34
33	WOODS, Mitch	0-1	0-0	0-2	0	3	3	0	7	2	0	1	0	28
11	HEALY, Nathan	0-3	0-2	0-0	2	0	2	0	0	2	0	0	0	19
12	WRIGHT, Marcus	1-1	1-1	0-0	0	0	0	0	1	3	0	1	0	6
15	BOOTH, Jeremi	1-2	1-2	1-2	0	3	4	0	4	0	0	0	2	13
Team		26-55	7-15	14-23	1									

# 2010-11 GAME RECAPS

## Game 7 • Dec. 1, 2010

Western Kentucky ..... 62  
at Vanderbilt ..... 82  
Nashville, Tenn. (Memorial Gym)

### Western Kentucky 62 - 82

#	Player	Total			3-Pr			Rebounds			PF	TP	A	T	Bk	Stl	Min
		FG	FGA	FT	FTA	FG	FGA	FT	FTA	Off							
01	Kerusch, Sergio	f	6-11	0-3	0-1	1	2	3	1	12	2	1	0	1	28		
02	Pattillo, Juan	f	7-13	0-0	4-5	1	6	7	2	18	0	5	1	2	32		
03	Pettigrew, Steffon	f	2-4	0-1	0-0	4	1	5	4	4	2	4	1	1	31		
12	Brown, Ken	g	1-5	0-2	2-2	0	3	3	2	4	3	0	3	2	24		
23	Peters, Brandon	g	1-6	1-2	2-3	1	2	3	1	5	1	5	0	1	16		
25	McDonald, Kahlil	g	0-0	0-0	0-0	0	3	3	1	0	2	0	0	0	14		
05	Dixon, Cliff	g	3-6	0-0	0	3	2	5	2	6	1	2	1	0	13		
10	Dickerson, Caden	g	4-8	3-6	1-3	0	0	0	12	1	0	0	0	4	26		
14	Crook, Jamal	g	0-0	0-0	0-0	0	0	0	0	1	0	1	0	1	7		
16	Anyigbo, Kene	g	0-0	0-0	1-2	0	0	0	1	1	0	0	0	0	3		
20	Gabbard, Mike	g	0-1	0-1	0-0	0	0	0	0	0	0	0	0	0	6		
Team			24-60	4-20	10-16	11	21	31	14	62	14	22	3	12	200		

FG % 1st Half: 6.2% 2nd Half: 16.3% 3rd Half: 28.6% 4th Half: 50.0%  
3FG % 1st Half: 1.9 2nd Half: 3.1 3rd Half: 27.3% 4th Half: 4.0 20.0%  
FT % 1st Half: 0.0 2nd Half: 10.6 62.5% 3rd Half: 10.6 62.5% 4th Half: 10.6 62.5%

### Vanderbilt 82 - 61

#	Player	Total			3-Pr			Rebounds			PF	TP	A	T	Bk	Stl	Min
		FG	FGA	FT	FTA	FG	FGA	FT	FTA	Off							
44	TAYLOR, Jeffery	f	4-13	1-4	4-4	2	4	6	2	13	3	5	0	0	28		
44	WALKER, Andre	f	2-4	0-0	0	0	0	1	4	8	2	1	1	21			
03	EZELI, Festus	c	7-7	0-0	1	2	3	2	14	0	0	3	0	20			
01	TINSLEY, Brad	g	2-4	0-0	2-2	0	3	3	2	6	4	4	0	21			
23	JENKINS, John	g	7-13	5-10	2-2	0	5	5	1	21	1	3	0	29			
05	GOULBOURNE, Lance	g	1-1	0-0	0	0	0	1	3	2	0	0	3	19			
10	MERIWETHER, Chris	g	0-1	0-0	0	1	1	0	0	0	0	0	0	2			
11	FULLER, Kyle	g	1-3	1-3	0	0	1	1	2	3	3	0	0	19			
12	SMART, Jordan	g	0-0	0-0	0	0	0	0	0	0	0	0	0	2			
14	NOLL, Aaron	g	0-0	0-0	0	0	0	0	0	0	0	0	0	2			
23	CHHENGANG, Steve	g	1-4	1-3	0	1	3	4	1	3	2	1	0	18			
46	ODOM, Rod	g	4-6	3-3	0	3	3	6	2	11	1	2	0	17			
20	DUFFY, Joe	g	1-1	0-0	2-3	0	0	0	4	0	0	0	0	2			
Team			30-57	11-23	11-14	9	25	34	14	82	23	23	4	7	200		

FG % 1st Half: 14.3% 2nd Half: 16.27 3rd Half: 46.7% 4th Half: 59.3%  
3FG % 1st Half: 6.12 50.0% 2nd Half: 5.11 45.5% 3rd Half: 11.23 47.8% 4th Half: 11.23 47.8%  
FT % 1st Half: 1.2 50.0% 2nd Half: 10.12 83.3% 3rd Half: 11.14 78.6% 4th Half: 11.14 78.6%

Officials: Tom Eades, Bert Smith, Brian Shey  
Technical fouls: Western Kentucky-None, Vanderbilt-None.  
Attendance: 13577

Score by periods	1st	2nd	3rd	Total
Western Kentucky	17	45	62	82
Vanderbilt	35	47	82	82

Last FG - WKU 2nd-00:28, VU 2nd-00:07  
Largest lead - WKU None, VU by 24 2nd-03:42

NASHVILLE - John Jenkins scored 21 points, hitting 5 of 10 from 3-point range, to lead Vanderbilt to an 82-62 win over Western Kentucky.

Jenkins, who has led the Commodores (6-1) in scoring the past six games, hit a 3-pointer on the right wing to give Vanderbilt a 22-10 lead and the Hilltoppers (3-4) never got within single digits again.

Festus Ezeli added 14 points for the Commodores. The 6-foot-11 junior from Nigeria, who stood a good 5 inches taller than anyone in the Western Kentucky starting lineup, hit all seven of his field-goal attempts and blocked three shots.

Juan Pattillo led Western Kentucky with 18 points and Sergio Kerusch and Caden Dickerson each added 12.

Vanderbilt took a 35-17 lead into halftime. The Commodores shot 50 percent from 3-point range (6 of 12), including three consecutive 3s as part of an 11-0 run that pushed their lead to 35-13.

Jenkins had eight points at the break. Odom had six on the strength of two 3-pointers and Ezeli had six.

Western Kentucky committed 16 turnovers in the first half that led to 17 points the other way.

Vanderbilt didn't take great care of the ball in a sloppy first half either, turning it over 12 times. But the Hilltoppers couldn't take advantage, shooting just 8 of 28 (28.6 percent) and making 1 of 9 3 pointers.

### Notes

- Western Kentucky's 17 first-half points were the least Vanderbilt has allowed since heading into the half up 31-17 on Middle Tennessee State on November 24, 2008.
- The eight field goals made by Western Kentucky are the least Vanderbilt has allowed this season.
- Vanderbilt recorded a season-high seven steals, the most since taking away eight against Florida on March 2, 2010.
- The Commodores had a season-high 23 assists, breaking the previous best of 22 set against Presbyterian on November 12, 2010.
- Vanderbilt's 11 three-point field goals are the most since making 12 against Tennessee State on December 19, 2009.

## Game 8 • Dec. 4, 2010

Belmont ..... 76  
at Vanderbilt ..... 85  
Nashville, Tenn. (Memorial Gym)

### Belmont 76 - 85

#	Player	Total			3-Pr			Rebounds			PF	TP	A	T	Bk	Stl	Min
		FG	FGA	FT	FTA	FG	FGA	FT	FTA	Off							
34	HEDGEPETH, Mick	f	6-12	2-5	2-2	0	5	5	2	16	0	0	0	1	28		
46	BAKER, Brandon	f	1-5	1-3	2-2	1	1	2	5	5	0	2	0	0	17		
01	HANLEN, Drew	g	0-3	0-2	4-4	0	0	0	4	4	4	2	0	0	26		
13	HOUSE, Jon	g	3-3	0-0	2-2	0	1	1	4	8	2	1	0	1	17		
21	CLARK, Ian	g	3-7	1-4	2-2	0	1	1	2	9	2	3	0	1	31		
02	JEROME, Brian	g	0-3	0-3	0-0	1	1	2	3	2	0	2	0	0	7		
10	JOHNSON, Kerron	g	5-8	0-0	3-3	1	1	2	3	13	3	0	0	2	17		
14	MANN, J.J.	g	0-3	0-2	0-0	0	0	0	2	0	0	0	0	0	7		
23	SAUNDERS, Scott	g	2-4	0-0	1-2	2	2	4	3	5	0	1	0	1	11		
24	BARNES, Adam	g	0-0	0-0	0-0	0	0	0	0	0	0	0	0	0	1		
30	NOACK, Trevor	g	0-3	0-3	2-3	0	2	2	0	2	0	0	0	0	12		
32	CAMPBELL, Jordan	g	4-5	3-4	1-2	0	1	1	4	12	1	1	0	1	26		
Team			25-56	7-23	19-22	6	19	25	32	76	12	15	1	8	200		

FG % 1st Half: 13.29 44.8% 2nd Half: 12.27 44.4% 3rd Half: 4.11 36.4% 4th Half: 3.12 25.0%  
3FG % 1st Half: 15.4 83.3% 2nd Half: 14.16 87.5% 3rd Half: 14.16 87.5% 4th Half: 14.16 87.5%

### Vanderbilt 85 - 71

#	Player	Total			3-Pr			Rebounds			PF	TP	A	T	Bk	Stl	Min
		FG	FGA	FT	FTA	FG	FGA	FT	FTA	Off							
44	TAYLOR, Jeffery	f	5-11	1-2	5-7	2	6	8	2	16	2	4	0	2	37		
46	ODOM, Rod	f	2-3	2-2	0-0	0	0	0	3	6	0	5	0	1	17		
03	EZELI, Festus	c	7-9	0-0	10-14	6	4	10	3	24	0	1	3	4	25		
01	TINSLEY, Brad	g	4-7	2-3	4-6	0	5	5	0	14	2	2	0	0	34		
23	JENKINS, John	g	1-7	0-2	8-9	1	2	3	1	10	2	1	0	1	34		
05	GOULBOURNE, Lance	g	3-5	1-2	8-9	0	6	6	3	15	2	4	0	0	14		
11	FULLER, Kyle	g	0-2	0-1	0-0	0	2	2	0	2	2	1	0	0	24		
23	CHHENGANG, Steve	g	0-0	0-0	0-0	2	2	4	0	1	2	0	0	0	14		
Team			22-44	6-12	35-45	11	28	39	17	85	11	20	3	8	200		

FG % 1st Half: 10.23 43.5% 2nd Half: 12.21 67.1% 3rd Half: 2.4 50.0% 4th Half: 4.8 50.0%  
3FG % 1st Half: 10.14 71.4% 2nd Half: 20.31 80.0% 3rd Half: 10.14 71.4% 4th Half: 20.31 80.0%

Officials: Doug Shows, Mike Thibodeaux, Earlie Pfeiffer  
Technical fouls: Belmont-None, Vanderbilt-TAYLOR, Jeffery  
Attendance: 13902

Score by periods	1st	2nd	3rd	Total
Belmont	35	41	76	76
Vanderbilt	32	53	85	85

Last FG - BELMONT 2nd-00:10, VU 2nd-00:47  
Largest lead - BELMONT by 7 1st-06:21, VU by 13 2nd-03:04

NASHVILLE - Festus Ezeli scored a career-high 24 points and added 10 rebounds as Vanderbilt beat cross-town rival Belmont 85-76.

Ezeli scored 17 points in the second half as the Commodores overcame a 35-32 halftime deficit.

Vanderbilt scored the first six points of the second half and never trailed again. The Commodores shot 57 percent (12 of 21) over the final 20 minutes.

Jeffery Taylor added 16 points and eight rebounds for the Commodores (7-1). Lance Goulbourne had 15 points, and Brad Tinsley added 14 as Vanderbilt attempted 45 free throws -- the most in the Kevin Stallings era (2000-present). The Commodores made 35 of them.

Belmont was led by Mick Hedgepeth with 16 points. Kerron Johnson added 13, and Jordan Campbell had 12.

The scrappy Bruins (5-2) led by as much as seven in the first half before settling for a three-point lead at the break.

### Notes

- Vanderbilt recorded its 700th win in Memorial Gym.
- Kevin Stallings is now 4-0 all-time against Belmont.
- Festus Ezeli's 24 points and 10 rebounds marked the first time a Commodore has recorded a 20-10 game since A.J. Ogilvy had 20 points and 12 rebounds against Alabama on February 5, 2009.
- Five Commodores scored in double-figures, the first time it has happened since Jeffery Taylor (18), A.J. Ogilvy (14), John Jenkins (13), Brad Tinsley (13), and Darshawn McClellan (11) did so against Arkansas on February 27, 2010.
- Vanderbilt's 45 free throw attempts were the most in the Stallings era, breaking the previous high of 40 set against Kentucky on February 17, 2009 and Boston College on December 30, 2000.
- The Commodores shot a season-high 50.0% from the three-point line.
- Vanderbilt has trailed at the half three times this season with this game being the first time trailing in Memorial Gym.
- Ezeli had a career-high 24 points, and garnered his second career double-double.

## Game 9 • Dec. 8, 2010

Vanderbilt ..... 82  
at Missouri ..... 85  
Nashville, Tenn. (Memorial Gym)

### Vanderbilt 82 - 72, 0-0

#	Player	Total			3-Pr			Rebounds			PF	TP	A	T	Bk	Stl	Min
		FG	FGA	FT	FTA	FG	FGA	FT	FTA	Off							
05	GOULBOURNE, Lance	f	4-7	1-3	2-2	1	6	7	2	11	5	2	1	0	31		
44	TAYLOR, Jeffery	f	9-16	0-4	0-2	2	8	10	3	18	4	6	1	0	43		
03	EZELI, Festus	c	6-7	0-0	4-10	3	6	9	4	16	0	3	6	1	33		
01	TINSLEY, Brad	g	3-9	1-4	0-0	0	3	3	2	7	3	4	0	0	28		
23	JENKINS, John	g	7-14	5-10	4-4	0	3	3	4	23	0	1	0	0	41		
11	FULLER, Kyle	g	0-2	0-1	1-2	1	0	1	2	1	2	0	0	1	15		
33	CHHENGANG, Steve	g	0-1	0-0	0-0	2	2	0	2	0	0	1	0	0	12		
46	ODOM, Rod	g	2-3														





# 2010-11 GAME RECAPS

## Game 13 • Jan. 2, 2011

Davidson..... 52  
at Vanderbilt ..... 80  
Nashville, Tenn. (Memorial Gym)

Davidson 52 • 7-6

#	Player	Total			3-Pr			Rebounds			PF	TP	A	TO	Blk	Stl	Min
		FG	FGA	FT	FTA	Off	Def	Total									
15	COHEN, Jake	f	1-7	0-2	0-0	3	3	6	5	2	0	2	0	0	0	14	
10	MANN, Clint	f	1-8	0-0	2-4	2	2	4	2	4	0	1	0	0	0	22	
01	MCKILLIP, Brendan	g	0-2	0-2	0-0	1	0	1	0	1	0	1	0	0	1	12	
05	KUHLMAN, JP	g	4-14	1-8	0-0	2	2	4	3	9	2	3	0	1	25		
23	DRONEY, Tom	g	1-6	0-1	0-0	1	3	4	3	2	2	3	1	0	23		
12	COCHRAN, Nikk	g	5-14	0-4	1-1	2	1	3	2	11	3	0	0	2	26		
24	REGIEL, Will	g	0-0	0-0	0-0	2	3	5	2	0	0	0	0	0	17		
20	BROOKS, DeMon	g	2-5	0-0	0-0	2	3	5	4	4	1	3	0	0	19		
25	ATKINSON, AJ	g	0-0	0-0	0-0	0	0	0	0	0	0	0	0	0	1		
31	DOWNING, Jordan	g	1-3	0-1	0-0	0	1	1	3	2	0	0	0	0	10		
24	BEN-EZE, Frank	g	0-1	0-0	0-0	0	2	2	0	0	0	1	0	0	5		
35	CZERAPOWICZ, Chris	g	6-13	4-9	0-0	2	5	7	1	16	0	0	0	0	20		
42	ALLISON, Ben	g	1-2	0-0	0-0	0	0	0	0	2	1	1	0	0	6		
	Team		22-75	5-27	3-5	19	28	47	26	52	10	13	3	6	200		

FG % 1st Half:	11-38	28.9%	2nd half:	11-37	29.7%	Game:	22-75	29.3%	Deatball
3FG % 1st Half:	2-14	14.3%	2nd half:	5-27	18.5%	Game:	5-27	18.5%	Rebounds
FT % 1st Half:	0-0	0.0%	2nd half:	3-5	60.0%	Game:	3-5	60.0%	2

Vanderbilt 80 • 11-2

#	Player	Total			3-Pr			Rebounds			PF	TP	A	TO	Blk	Stl	Min
		FG	FGA	FT	FTA	Off	Def	Total									
05	GOULBOURNE, Lance	f	1-5	1-2	4-4	0	5	5	1	7	1	1	3	2	27		
05	ODOM, Rod	f	0-4	0-0	0-0	1	4	5	0	0	0	0	0	0	26		
03	EZELI, Festus	c	3-10	0-0	6-7	1	1	2	2	12	0	1	4	0	16		
01	TINSLEY, Brad	g	4-8	0-0	0-0	2	8	10	2	14	4	1	0	2	29		
44	TAYLOR, Jeffery	g	6-10	1-1	9-10	1	3	4	1	22	4	2	1	1	25		
10	MERIWETHER, Chris	g	0-1	0-0	0-0	0	1	1	0	0	0	0	0	0	4		
11	FULLER, Kyle	g	2-4	0-0	0-0	1	2	3	2	6	5	3	0	0	21		
12	SMART, Jordan	g	0-0	0-0	0-0	0	2	2	0	0	0	0	0	0	16		
33	TCHIENGANG, Steve	g	4-7	2-3	4-8	0	2	2	0	14	0	1	0	0	21		
10	DUFFY, Joe	g	2-4	1-1	0-0	1	4	5	0	5	0	0	0	0	15		
	Team		23-53	6-14	28-34	7	34	41	10	80	14	9	8	6	200		

FG % 1st Half:	13-25	52.0%	2nd half:	10-28	35.7%	Game:	23-53	43.4%	Deatball
3FG % 1st Half:	5-7	71.4%	2nd half:	1-7	14.3%	Game:	6-14	42.9%	Rebounds
FT % 1st Half:	21-23	91.3%	2nd half:	7-11	63.6%	Game:	28-34	82.4%	1

Officials: Tony Greene, Anthony Jordan, Terry Moore  
Technical fouls: Davidson:None, Vanderbilt:None.  
Attendance: 13106

Score by periods	1st		2nd		Total
	1st	2nd	1st	2nd	
Davidson	24	28	28	24	80
Vanderbilt	52	28	80		

Last FG - DAV 2nd:02:11, VU 2nd:00:54.  
Largest lead - DAV None, VU by 34 2nd:12:50.

## Game 14 • Jan. 8, 2011

Vanderbilt..... 75  
at South Carolina ..... 83 (ot)  
Columbia, S.C. (Colonial Life Arena)

Vanderbilt 75 • 11-3, 0-1

#	Player	Total			3-Pr			Rebounds			PF	TP	A	TO	Blk	Stl	Min
		FG	FGA	FT	FTA	Off	Def	Total									
44	TAYLOR, Jeffery	f	4-16	0-2	6-7	3	3	6	4	14	3	2	0	2	39		
03	EZELI, Festus	c	2-7	0-0	3-6	2	2	4	5	7	0	2	1	0	21		
01	TINSLEY, Brad	g	2-7	0-3	0-0	0	1	1	1	4	5	2	0	0	39		
05	GOULBOURNE, Lance	g	3-7	1-3	2-3	3	11	14	2	9	3	0	0	0	38		
23	JENKINS, John	g	7-13	6-10	7-7	1	4	5	1	27	1	1	0	1	41		
11	FULLER, Kyle	g	1-2	0-0	0-1	0	0	0	1	2	0	1	0	1	12		
33	TCHIENGANG, Steve	g	5-9	0-1	0-0	1	3	4	2	10	1	1	0	0	21		
46	ODOM, Rod	g	1-3	0-1	0-0	1	3	4	1	3	4	1	0	0	14		
	Team		25-64	7-20	18-24	14	27	41	17	75	14	10	1	4	225		

FG % 1st Half:	13-29	44.8%	2nd half:	11-25	44.0%	OT:	1-10	10.0%	Game:	25-64	39.1%	Deatball
3FG % 1st Half:	3-11	27.3%	2nd half:	3-5	60.0%	OT:	1-4	25.0%	Game:	7-20	35.0%	Rebounds
FT % 1st Half:	8-10	80.0%	2nd half:	10-14	71.4%	OT:	0-0	0.0%	Game:	18-24	75.0%	1

South Carolina 83 • 10-4, 1-0

#	Player	Total			3-Pr			Rebounds			PF	TP	A	TO	Blk	Stl	Min
		FG	FGA	FT	FTA	Off	Def	Total									
24	HARRIS, Darmon	f	1-1	0-0	2-2	1	2	3	3	4	1	0	1	0	17		
30	JACKSON, Lakeem	f	7-13	1-1	0-0	1	2	3	0	15	3	0	0	0	40		
44	MULDROW, Sam	f	6-16	2-7	2-5	7	7	14	4	16	0	10	0	0	36		
02	RICHARDSON, Brian	g	0-2	0-2	0-0	0	0	0	0	3	0	0	0	0	9		
23	ELLINGTON, Bruce	g	8-21	6-12	0-1	3	4	7	2	22	4	2	0	2	38		
01	SPINELLA, Stephen	g	0-0	0-0	0-0	0	0	0	0	0	0	0	0	0	0		
05	SMITH, Eric	g	2-2	0-0	0-0	0	0	0	0	0	0	0	0	0	12		
12	GALLOWAY, Ramon	g	5-14	1-5	1-2	1	3	4	2	12	3	1	0	0	35		
16	COOKE, Malik	g	3-5	0-0	2-2	5	8	13	2	8	1	1	1	1	35		
33	SLAWSON, RJ	g	1-1	0-0	0-0	0	0	0	0	1	2	0	1	0	3		
	Team		33-75	10-27	7-12	19	29	48	17	83	12	9	12	4	225		

FG % 1st Half:	15-29	51.7%	2nd half:	16-37	43.2%	OT:	4-9	44.4%	Game:	33-75	44.0%	Deatball
3FG % 1st Half:	1-1	25.0%	2nd half:	7-16	43.8%	OT:	1-4	25.0%	Game:	10-27	37.0%	Rebounds
FT % 1st Half:	2-3	66.7%	2nd half:	3-4	75.0%	OT:	2-5	40.0%	Game:	7-12	58.3%	1.1

Officials: Mike Stuart, Bruce Benedict, Mike Thibodeaux  
Technical fouls: Vanderbilt:None, South Carolina:None.  
Attendance: 10439  
2011 SEC Opener

Score by periods	1st		2nd		OT		Total
	1st	2nd	1st	2nd	1st	2nd	
Davidson	37	35	3	3	75		
South Carolina	30	42	11	83			

Last FG - VU OT:02:51, SC OT:00:16.  
Largest lead - VU by 14 2nd:14:30, SC by 9 OT:00:16.  
Score tied - 0 times.  
Lead changed - 0 times.

NASHVILLE - Over the past six games Vanderbilt (No. 24 AP) has gotten used to playing without its roster intact. It's a good thing, too, because it may be a while before coach Kevin Stallings can utilize his full complement of players.

The Commodores (11-2) were without two starters Sunday, including leading scorer John Jenkins. It mattered little, though, as they blasted Davidson 80-52.

Jeffery Taylor scored 22 points for Vanderbilt, while Brad Tinsley and Steve Tchiengang each added 14 and Festus Ezeli chipped in 12. Tinsley, a 6-foot-3 guard, was the game's leading rebounder with 10.

Taylor finished 6 of 10 from the field and 9 of 10 from the free throw line. Vanderbilt shot 43.4 percent (23 of 53) and held Davidson to a season-low 29.3 percent (22 of 75).

Jenkins, a sophomore shooting guard who is averaging 17.8 points per game, and Andre Walker, a 6-7 junior forward who averages 4.1 points, 4.4 rebounds and 3.9 assists, both sustained injuries in practice.

Freshman Chris Czerapowicz had 16 points to lead Davidson (7-6). Jake Cohen, the Wildcats' leading scorer at 14.9 points, was held to a season-low two points. He fouled out with 9:06 to play.

Vanderbilt used a 15-0 run to take a 23-6 lead with 11:05 to go in the first half. Tchiengang started the run with a 3-pointer on the right wing, and Tinsley capped it 5 minutes later with a 3-pointer from almost the identical spot.

### Notes

- The Commodores led at halftime (52-24) for the eighth time this season. VU is 8-0 on the season when leading at the half.
- The 28 point halftime lead was the second largest of the season for the Commodores. VU lead SE Louisiana by 29 at halftime (12/18/10)
- This was the 11th half of 50% or better shooting for the Commodores.
- This was the fifth half the Commodores held their opponents to below 30% shooting.
- With 22 points, Jeffery Taylor became the 41st player in Vanderbilt history to score 1,000 points.

COLUMBIA, S.C. - South Carolina was up eight and as the final seconds ticked away, Vanderbilt went up for what appeared to be a meaningless layup.

But the Gamecocks' Sam Muldrow leaped up, got his fingertips on the ball, and ended up in his school's record books, getting just the second triple-double in South Carolina's history in an 83-75 win over the No. 22 Commodores in Columbia.

Muldrow owned overtime, getting five points, including a crucial 3, and four blocks in the extra period.

Freshman Bruce Ellington, in his first league game, got the Gamecocks (10-4, 1-0) to overtime. He scored 12 of the Gamecocks final 15 points in regulation -- burying four 3-pointers in seven minutes, including the final points of the second half that tied it at 72 with 2:09 to go.

He then gave South Carolina its first lead of the game with a layup on the first possession of overtime and his quick pass to Muldrow for an open 3 put South Carolina up 81-75 with 2:18 to go.

Ellington finished with 22 points and has scored at least 20 in five of the first 14 games of his college career.

John Jenkins led Vanderbilt (11-3, 0-1) with 27 points after missing the last game with a concussion. Jeffery Taylor added 14 points and Lance Goulbourne had nine points and 14 rebounds for the Commodores.

Vanderbilt jumped to an 11-point lead in the first 14 minutes of the game. But the Commodores could never put the Gamecocks away.

### Notes

- Vanderbilt led by seven at the half, 37-30. It was the first time in nine tries this season that the Commodores have lost a game after leading at the half.
- The Commodores outrebounded South Carolina 21-17 in the first half, but were outrebounded, 48-41, in the game.
- Head coach Kevin Stallings is now 6-6 in SEC openers.
- Vanderbilt is now 0-2 in its two overtime games in 2010-11.
- South Carolina made 10-of-27 threes, the most made threes against the Commodores this season.



# THE LAST TIME...

## VANDERBILT

### INDIVIDUALS

#### Scoring:

**Scored 25 points** – John Jenkins (27), at South Carolina, 1/8/2011

**Scored 30 points** – A.J. Ogilvy (33), at LSU, 3/4/2009

**Scored 35 points** – Billy McCaffrey (35), vs. Georgia, 2/24/1993

**Scored 40 points** – Shan Foster (42) vs. Mississippi State, 3/5/2008

#### Two Players Had 20 Points –

Jeffery Taylor (26) and Jermaine Beal (20) vs. Tennessee, 2/9/2010

#### Three Players Had 20 Points –

Derrick Byars (28), Shan Foster (21) and Ross Neltner (20) vs. Toledo, 12/2/2006

#### Scored 20 Points in Two Straight

**Games** – John Jenkins vs. Grambling State (11/24/2010) and Appalachian State (11/27/10)

#### Scored 20 Points in Three Straight Games

– John Jenkins vs. Grambling State (21), 11/24/2010; vs. Appalachian State (21), 11/27/2010; vs. Western Kentucky (21), 12/1/2010

#### Scored 20 Points in Four Straight Games –

Shan Foster vs. Georgia (29), 2/23/2008; vs. Tennessee (32), 2/26/2008; at Arkansas (22), 3/1/2008; vs. Mississippi State (42), 3/5/2008

#### Scored 20 Points in Five Straight Games –

Shan Foster vs. Georgia (29), 2/23/2008; vs. Tennessee (32), 2/26/2008; at Arkansas (22), 3/1/2008; vs. Mississippi State (42), 3/5/2008; at Alabama (21), 3/8/2008

#### Scored 20 Points in Six Straight Games –

Shan Foster vs. Georgia (29), 2/23/2008; vs. Tennessee (32), 2/26/2008; at Arkansas (22), 3/1/2008; vs. Mississippi State (42), 3/5/2008; at Alabama (21), 3/8/2008; vs. Auburn (26), 3/13/2008

#### Five Players Scored in Double Figures –

Jeffery Taylor (19), Brad Tinsley (15), John Jenkins (13), Festus Ezeli (12), Steve Tchiengang (10), vs. Marquette, 12/29/10

#### Six Players Scored in Double Figures –

Jeffery Taylor (16), George Drake (14), Jermaine Beal (12), Festus Ezeli (11), Brad Tinsley (11), and A.J. Ogilvy (10) vs. Central Arkansas, 11/26/2008

#### Four Players with 15 or more points –

Julian Terrell (17), Shan Foster (16), Derrick Byars (15) and DeMarre Carroll (15) vs. UNC Greensboro, 11/22/2005

#### Double-Doubles:

**Double-Double** – Brad Tinsley (14 points, 10 rebounds) vs. Davidson (1/2/11)

**20-10 game** – Festus Ezeli (24 points, 10 rebounds) vs. Belmont, 12/4/2010

**30-10 game** – A.J. Ogilvy (33 points, 10 rebounds) at LSU, 3/4/2009

**Back-to-back 20-10 games** – Matt Freije vs. South Carolina (26 points, 11 rebounds) 1/28/04; vs. Kentucky (20 points, 11 rebounds) 1/31/04

**Double-Double in Points and Rebounds** – Jeffrey Taylor (18 points, 10 rebounds) at Missouri (12/8/10)

**Double-Double in Points and Assists** – Brad Tinsley (11 points, 10 assists) vs. Presbyterian, 11/12/2010

**Double-Double in Points and Blocks** – Never

**Double-Double in Points and Steals** – Never

#### Double-Double in Two Consecutive games

– Jeffrey Taylor vs. Arizona (13 points, 10 rebounds) 11/25/2009, vs. Missouri (18 points, 11 rebounds) 12/2/2009

#### Double-Double in three consecutive games

– Dan Langhi vs. Notre Dame (33 points, 10 rebounds) 11/21/1998; vs. Morehead State (18 points, 10 rebounds) 11/24/1998; vs. Ohio State (14 points, 17 rebounds) 11/28/1998

#### Two players record double-double –

A.J. Ogilvy (12 points, 10 rebounds), Jeffrey Taylor (16 points, 10 rebounds) vs. Arkansas, 3/8/2009

#### Triple-Doubles:

**Triple-Double** – Brad Tinsley (11 points, 10 rebounds, 10 assists) vs. Presbyterian, 11/12/2010

#### Field Goals:

**Made 10 FG in a game** – Jeffery Taylor (11) vs. Presbyterian, 11/12/2010

**Made 11 FG in a game** – Jeffery Taylor (11) vs. Presbyterian, 11/12/2010

**Made 12 FG in a game** – A.J. Ogilvy (12) at LSU, 3/4/2009

**Made 16 FG in a game** – Shan Foster (16) vs. Mississippi State, 3/5/2008

**Attempted 15 FG in a game** – A.J. Ogilvy (15) vs. Arizona, 11/25/2009

**Attempted 16 FG in a game** – Jeffery Taylor (16) at South Carolina (1/8/11)

**Attempted 17 FG in a game** – A.J. Ogilvy (17) at LSU, 3/4/2009

**Attempted 18 FG in a game** – Shan Foster (18) vs. Georgia, 2/23/2008

**Attempted 19 FG in a game** – John Jenkins (19) vs. West Virginia, 11/19/2010

**Attempted 20 FG in a game** – John Jenkins (21) vs. Marquette, 12/29/2010

#### Three-Pointers:

**Made 5 3-pointers in a game** – John Jenkins (5) at Missouri, 12/8/2010

**Made 6 3-pointers in a game** – John Jenkins (6) at South Carolina, 1/8/2011

**Made 7 3-pointers in a game** – Jermaine Beal (7) at Auburn, 1/31/2009

**Made 8 3-pointers in a game** – Shan Foster (8) vs. UMass, 1/5/2008

**Made 9 3-pointers in a game** – Shan Foster (9) vs. Mississippi State, 3/5/2008

**Attempted 10 3-pointers in a game** – John Jenkins (10) vs. South Carolina, 1/8/2011

**Attempted 15 3-pointers in a game** – John Jenkins (15) vs. Marquette, 12/29/2010

#### Free Throws:

**Made 8 FT in a game** – Jeffery Taylor (8) vs. MTSU, 12/21/2010

**Made 9 FT in a game** – Jeffery Taylor (9) vs. Davidson, 1/2/2011

**Made 10 FT in a game** – Festus Ezeli (10) vs. Belmont, 12/4/2010

**Made 12 FT in a game** – Jeffery Taylor (12) vs. Tennessee, 2/9/2010

**Made 13 FT in a game** – A.J. Ogilvy (13) vs. DePaul, 12/5/2009

**Made 18 FT in a game** – Matt Freije (18) vs. Indiana, 11/24/2003

**Attempted 12 FT in a game** – John Jenkins (12) vs. North Carolina, 11/21/2010

**Attempted 14 FT in a game** – Festus Ezeli (14) vs. Belmont, 12/4/2010

**Attempted 15 FT in a game** – A.J. Ogilvy (15) vs. DePaul, 12/5/09

#### Rebounds:

**10 Rebounds in a game** – Brad Tinsley (10), vs. Davidson (1/2/11)

**15 Rebounds in a game** – Dawid Przybyszewski (16) vs. Toledo, 11/19/2004

**10+ Rebounds in Three Consecutive Games** – Dan Langhi (10) vs. Notre Dame, 11/21/1998; (10) vs. Morehead State, 11/24/1998; (17) vs. Ohio State, 11/28/1998

#### Assists:

**8 Assists** – Brad Tinsley (8) vs. Marquette, 12/29/2010

**9 Assists** – Brad Tinsley (10) vs. Presbyterian, 11/12/2010

**10 Assists** – Brad Tinsley (10), vs. Presbyterian, 11/12/2010

**11 Assists** – Mario Moore (13) vs. Arkansas, 2/19/2005

**12 Assists** – Mario Moore (13) vs. Arkansas, 2/19/2005

**13 Assists** – Mario Moore (13) vs. Arkansas, 2/19/2005

**14 Assists** – Billy McCaffrey (14) vs. Kentucky, 1/13/1993

#### 5+ Assists in Four Consecutive Games

– Jermaine Beal (6) vs. South Carolina, 1/9/2008; at Kentucky (5), 1/12/2008; at Tennessee (5), 1/17/2008; vs. LSU (9), 1/19/2008

#### 8+ Assists in Two Consecutive Games-

Atiba Prater (9) at Georgia, 2/2/2000; (9) vs. Boston College, 2/6/2000

#### Blocks:

**4 Blocked Shots** – Festus Ezeli (4), vs. Davidson, 1/2/2011

**5 Blocked Shots** – A.J. Ogilvy (5) vs. Auburn, 1/23/2010

**6 Blocked Shots** – Festus Ezeli (6) at Missouri, 12/8/2010

**7 Blocked Shots** – Will Perdue (7) vs. East Carolina, 12/28/1987

#### Steals:

**4 Steals** – Rod Odom (4) at Missouri (12/8/10)

**5 Steals** – Derrick Byars (5) vs. Florida, 2/17/2007

**6 Steals** – Dan Cage (6) vs. Furman, 11/28/2006

**7 Steals** – James Strong (8) vs. Morehead State, 11/24/1998

**8 Steals** – James Strong (8) vs. Morehead State, 11/24/1998

#### Minutes:

**Played every minute** – Jermaine Beal (40), vs. Alabama (2/5/2009)

**Played over 40 minutes** – John Jenkins (41) at South Carolina, 1/8/2011

#### Fouls:

**Technical Foul** – Jeffery Taylor vs. Belmont, 12/4/2010

**Fouled Out** – Festus Ezeli at South Carolina, 1/8/2011

**Two Players Fouled Out** – Jeffery Taylor and Festus Ezeli vs. West Virginia, 11/19/2010

**Three Players Fouled Out** – Jeffery Taylor, Festus Ezeli, A.J. Ogilvy, at South Carolina, 1/28/2009

### TEAM

**Started the game with Opponent Technical Foul** – Furman bench, 12/22/2008

**Scored 95 or more points** – 96 vs. Georgia, 2/25/2010

**Scored 100 or more points** – 102 vs. UPR-Mayaguez 12/19/2006 (W, 102-59)

**Scored 100 or more points (SEC game)** – 101 vs. Georgia 3/1/2000 (W, 101-89)

**Scored 110 or more points** – 113 vs. Alabama A&M 12/30/1998 (W, 113-71)

**Scored 110 or more points (SEC game)** – 111 vs. Alabama 2/21/1972 (W, 111-91)

**Scored 120 or more points** – 130 vs. Ole Miss 12/22/1970 (W, 130-112)

**Scored 120 or more points (SEC game)** – 130 vs. Ole Miss 12/22/1970 (W, 130-112)

**Scored 130 or more points** – 130 vs. Ole Miss 12/22/1970 (W, 130-112)

**Scored Less than 50 points** – 44 vs. Kentucky, 3/5/2003 (L, 44-106)

**Scored 20 or less points in half** – 18 at Tennessee, 2/14/2009

**Scored 90+ points in three consecutive games** - 95 vs. Bradley, 11/24/2007 (W, 95-86); 91 vs. South Alabama, 11/29/2007 (W, 91-88); vs. Georgia Tech, 12/1/2007 (W, 92-79)

**Allowed 90 or more points** – 94, Florida, 1/25/2009 (L, 69-94)

**Allowed 100 or more points** – 106, Kentucky, 3/5/2003 (L, 44-106)

**Allowed Less than 50 points** – 49, Nebraska, 11/18/2010 (W, 59-49)

**Allowed 40 or Less points** – 40, Georgia, 1/14/2009 (W, 50-40)

**Shot 60% or better** – .611 at South Carolina, 1/16/2010 (W, 89-79)

**Shot over 67% FG** – .679 vs. TSU, 12/19/2009 (W, 84-71)

**Shot 50% or better** – .518 vs. SE Louisiana 12/18/2010 (W, 85-52)

**Shot lower than 30%** - .275 vs. Cincinnati 11/23/2009 (L, 67-58)

**Allowed 60% shooting** - .612 at Florida, 2/21/2009 (L, 68-82)

**Scored 100 points in two**

# THE LAST TIME...

**consecutive games** – 111 vs. North Alabama 12/20/1980 (W, 111-79) and 111 vs. Memphis 12/23/1980 (W, 111-96)

**Scored 100 points in three consecutive games** – Never

**Scored 100 points in Consecutive SEC games** – 104 vs. LSU 2/19/1972 (W, 104-83) and 111 vs. Alabama 2/21/1972 (W, 111-91)

**Won game by 70 points or more** – 71 vs. Union (Tenn.) (W, 95-24), 1911-12

**Won game by 60 points or more** – 71 vs. Union (Tenn.) (W, 95-24), 1911-12

**Won game by 50 points or more** – 51 vs. Army (W, 92-41) 11/14/1998

**Game decided by one point** – vs. Marquette, 12/29/2010 (W, 77-76)

**Two consecutive games decided by one point** – at South Carolina (L, 70-71) 1/7/1998 and Tennessee (W, 80-79) 1/10/1998

**Three consecutive games decided by one point** – Never

**Shot 90% or Better from Free Throw Line** – 1.000 vs. Mississippi State (11-11) 3/5/2008

**Shot less than 50% from Free Throw Line** – .333 vs. Chaminade (1-of-3) 11/24/2009

**Shot less than 20% from 3PT** – .100 (2-of-20) vs. Kentucky, 2/20/2010

**Attempted 30 FT** – 34 (28-34) vs. Davidson (1/2/11)

**Attempted 40 FT** – 45 (35-45) vs. Belmont, 12/4/2010

**Attempted five or less FT** – 3 vs. Chaminade, 11/24/2009

**Made 20 FT** – 28 vs. Davidson, 1/2/2011

**Made 30 FT** – 35 vs. Belmont, 12/5/2010

**Won an Overtime Game** – vs. Georgia, 2/25/2010 (W, 96-94)

**Lost by 25 or More Points** – vs. Florida, 1/25/2009 (L, 69-94)

**Lost an Overtime Game** – at South Carolina, 1/8/2011 (L, 83-75)

**Played Two Overtimes** – at Kentucky, 1/12/2008 (L, 79-73)

**Played Three Overtimes** – at Ole Miss 2/17/1982 (L, 51-48)

**Played Four Overtimes** – at Ole Miss 2/17/1982 (L, 51-48)

**Played consecutive games that went to overtime** – vs. Mississippi State 3/5/2008 (W, 86-85) and at Alabama, 3/8/2008 (L, 78-73)

**Had 20 Turnovers** – 20 vs. Belmont, 12/4/2010

**Had fewer than 10 Turnovers in two straight games** – vs. Florida (7) 1/9/2010, at Alabama (8) 1/13/2010

## OPPONENT - INDIVIDUALS

**Scoring:**

**Scored 25 points** – Donald Sims (27) vs. Appalachian State, 11/27/2010

**Scored 30 points** – Casey Mitchell (31) vs. West Virginia, 11/19/2010

**Scored 35 points** – Devan Downey, (35) 1/16/2010

**Scored 40 points** – Morris Almond (44), Rice, 1/3/2007

**Two Players Had 20 Points** – Devan Downey (26) and Sam Muldrow (20) vs. South Carolina, 3/6/2010

**Five Players Scored in Double Figures**  
Jimmy Butler (15), Darius Johnson-Odom (14), Dwight Buycks (13), Chris Otule (12), Vander Blue (10) vs. Marquette, 12/29/2010

**Six Players Scored in Double Figures** – Bam Doyne (22), Dwayne Curtis (12), Todd Abernethy (11), Clarence Sanders (11), Polynice (10) and Williams (10), vs. Ole Miss, 1/27/2007

**Four Players with 15 or more points** – Erik Daniels (20), Marquis Estill (17), Keleena Azubuike (16) and Gerald Fitch (15) vs. Kentucky, 3/5/2003

**Double-Doubles:**

**Double-Double** – Tyler Zeller (20 points, 11 rebounds) vs. N. Carolina, 11/21/2010

**Triple-Double** – Sam Muldrow (16 points, 14 rebounds and 10 blocks) at South Carolina, 1/8/2010

**20-10 game** – Tyler Zeller (20 points, 11 rebounds), vs. North Carolina, 11/21/2010

**30-10 game** – Morris Almond (44 points, 12 rebounds) at Rice, 1/3/2007

**Double-Double in Points and Rebounds** – Tyler Zeller (20 points, 10 rebounds) vs. North Carolina, 11/21/2010

**Double-Double in Points and Assists** – Nick Calathes (15 points, 10 assists) at Florida, 1/27/2008

**Two players record double-doubles** – Yancy Gates (16 points, 10 rebounds), Dion Dixon (12 points, 10 rebounds) vs. Cincinnati, 11/23/2009

**Field Goals:**

**Made 10 FG in a game** – Devan Downey (10) vs. South Carolina, 3/6/2010

**Made 11 FG in a game** – Omar Samhan (11) at St. Mary's, 11/20/2009

**Made 12 FG in a game** – Travis Leslie, (12) vs. Georgia, 3/12/2010

**Made 13 FG in a game** – Lester Hudson (13) vs. Tennessee-Martin, 12/29/2007

**Attempted 15 FG in a game** – Michael Dixon (15) at Missouri, 12/8/2010

**Attempted 16 FG in a game** – Travis Leslie (16) vs. Georgia, 2/25/2010

**Attempted 17 FG in a game** – Justin Patton (17) vs. Grambling (11/24/10)

**Attempted 18 FG in a game** – David Huertas (18) vs. Ole Miss, 2/7/2009

**Attempted 19 FG in a game** – Marcus Denmon (19) at Missouri, 12/8/2010

**Attempted 20 FG in a game** – Bruce Ellington (21) at South Carolina, 1/8/2011

**Attempted 25 FG in a game** – Courtney Fortson (27) vs. Arkansas, 3/8/2009

**Three-Pointers:**

**Made 5 3-pointers in a game** – Chris Warren (5) at Ole Miss (2/18/2010)

**Made 6 3-pointers in a game** – Bruce Ellington (6) at South Carolina, 1/8/2011

**Made 7 3-pointers in a game** – Chandler Parsons (7) vs. Florida, 1/25/2009

**Made 8 3-pointers in a game** – Josh Mayo (8) vs. Illinois-Chicago, 12/3/2008

**Attempted 10 3-pointers in a game** – Bruce

Ellington (12) at South Carolina, 1/8/2011

**Free Throws:**

**Made 8 FT in a game** – Lucas Hargrove (8) vs. Auburn, 1/23/2010

**Made 9 FT in a game** – Travis Leslie (9), vs. Georgia, 3/12/2010

**Made 10 FT in a game** – Tasmin Mitchell (10) at LSU, 3/4/2009

**Made 11 FT in a game** – Iman Shumpert (11) at Georgia Tech, 12/6/2008

**Made 17 FT in a game** – Morris Almond (17) at Rice, 1/3/2007

**Attempted 10 FT in a game** – Jarvis Varnado (10) vs. Mississippi St., 3/13/2010

**Attempted 13 FT in a game** – DeMarcus Cousins (13) at Kentucky, 1/30/2010

**Attempted 14 FT in a game** – Brandon Moore (14) vs. Mercer, 12/21/2009

**Attempted 15 FT in a game** – Morris Almond (19) at Rice, 1/3/2007

**Rebounds:**

**10 Rebounds in a game** – Sam Muldrow (14), Malik Cook (13) at South Carolina, 1/8/2011

**15 Rebounds in a game** – Wayne Chism (16) at Tennessee, 1/27/2010

**18 Rebounds in a game** – Daniel Northern (18) vs. Tennessee Tech, 12/20/2008

**19 Rebounds in a game** – Omar Samhan (19) at St. Mary's, 11/20/2009

**20 Rebounds in a game** – Roy Rogers (20) at Alabama, 1/3/1996

**Assists**

**8 Assists** – Mike Washington (8) at Arkansas, 2/27/2010

**9 Assists** – John Wall (9) at Kentucky, 1/30/2010

**10 Assists** – Nick Calathes (10) at Florida, 1/27/2008

**11 Assists** – Taliek Brown (11) at Connecticut, 1/19/2001

**12 Assists** – G.G. Smith (12) vs. Georgia, 2/3/1999

**Blocks:**

**4 Blocked Shots** – Jeremy Evans (4), vs. Western Kentucky 12/11/2009

**5 Blocked Shots** – Wayne Chism (5) at Tennessee, 1/27/2010

**6 Blocked Shots** – Jarvis Varnado (6) vs. Mississippi State, 3/13/2010

**8 Blocked Shots** – Jarvis Varnado (9) vs. Mississippi State, 2/3/2010

10 Blocked Shots - Sam Muldrow (10) at South Carolina, 1/8/2011

**Steals:**

**4 Steals** – Caden Dickerson (4) vs. Western Kentucky, 12/1/2010

**5 Steals** – Zaire Taylor (5) vs. Missouri, 12/2/2009

**6 Steals** – Devan Downey (6) at South Carolina, 1/16/2010

**7 Steals** – Aaron Lucas (7) at South Carolina, 1/19/2002

**8 Steals** – Steve Wojnochowski (8) at Duke, 11/22/1996

**Two players with 3 steals** – Devan Downey (6), Lakeem Jackson (4), at USC, 1/16/2010

**Minutes:**

**Played every minute** – Jodie Meeks (40) vs. Kentucky, 2/17/2009

**Played over 40 minutes** – Ricky McPhee (41) vs. Georgia, 2/25/2010

**Fouls:**

**Technical Foul** – Lakeem Jackson vs. South Carolina, 3/6/2010

**Fouled Out** – Jake Cohen vs. Davidson, 1/2/2011

**Three Players Fouled Out** – Garrett Green, Storm Warren, Dennis Harris vs. LSU, 2/13/2010

## OPPONENT - TEAM

**Scored 90 or more points at Memorial Gym** – 94 vs. Georgia, 2/25/2010 (VU 96, UGA 94 (OT))

**Scored 100 or more points** – 106 at Kentucky 3/5/2003 (L, 44-106)

**Scored 110 or more points** – 120 vs. Kentucky 2/7/1996 (L, 81-120)

**Scored 120 or more points** – 120 vs. Kentucky 2/7/1996 (L, 81-120)

**Scored 130 or more points** – Never

**Scored Less than 50 points** – 49 vs. Nebraska, 11/18/2010 (W, 59-49)

**Scored Less than 40 points** – 40 vs. Georgia 1/14/2009 (W, 50-40)

**Shot 50% or Better** – .561 vs. Marquette, 12/29/2010, (VU 77, Marquette 76)

**Shot 60% or Better** – .612 at Florida (UF 82, VU 68), 2/21/2009

**Shot 60% or Better from 3PT** – .600 (15-25) vs. Florida, 1/25/2009 (L, 69-94)

**Shot less than 30% FG** – .293 (22-of-75), vs. Davidson, 1/2/2011 (VU 80, Davidson 52)

**Shot less than 15% from 3PT** – .154 (2-13), at Florida, 3/2/2010 (VU 64, UF 60)

**Held Opponent Without a 3-Pointer** – vs. Nebraska, 11/18/10 (W, 59-49)

**Shot 90% or Better from Free Throw Line** – 1.000 vs Presbyterian (7-7), 11/12/2010

**Shot less than 50% from Free Throw Line** – .450 at Arkansas, 2/27/2010

**Attempted 30 FT** – 39 vs. West Virginia, 11/19/2010

**Attempted 40 FT** – 42 at Mississippi State, 2/12/2007

**Attempted 45 or More FT** – 49 at South Carolina, 1/28/2009

**Attempted five or less FT** – 5 vs. Davidson, 1/2/2011

**Made 20 FT** – 26 at West Virginia, 11/19/2010

**Made 30 FT** – 32 at South Carolina, 1/28/2009

**Made 0 FT** – Georgia, 1/14/2009

**Made 12 3PT** – 12 at Kentucky, 1/30/2010

**Made 15 3PT** – 15 vs. Florida, 1/25/2009

**Attempted 30 or more 3PT** – 34 vs. Mississippi State, 2/3/2010

**Had 20 Turnovers** – 26 vs. North Carolina, 11/21/2010

# PLAYER INFORMATION



## JOE DUFFY

# 50

Senior, Forward  
6' 8" 225 lbs.  
Charlotte, N.C.  
Charlotte Catholic, Philips  
Exeter (N.H.)

**GENERAL** ★ Joined the team at the start of the 2007-08 season as a walk-on... Has been on scholarship for the last two seasons and is on scholarship this year... Made the 2009 and 2010 SEC Honor Roll for his work in the classroom.

**2010-11 (SENIOR)** ★ Scored a career high nine points in four minutes against Grambling (11/24) ... Recorded an assist in win against SE Louisiana (12/18) ... Grabbed five rebounds in win over MTSU (12/21) ... Tied a season high with five rebounds against Davidson (1/2).

**HIGH SCHOOL** ★ Attended the Exeter, N.H., school in 2006-07 and averaged 15 points and nine rebounds per game... Averaged 21 points and ten rebounds per game for Charlotte Catholic High School in 2006 and was named the 2006 Queen City Conference Player of the Year... Was also a first-team all-conference selection in 2005.

**PERSONAL** ★ Joseph Patrick Duffy... Born March 4, 1988... Son of Thomas and Anne Duffy... His father played basketball at the University of Dayton... His cousin Roger Duffy played center for the New York Jets and Pittsburgh Steelers... Majoring in Economics... Advice to youngsters: "Never throw away your dreams. If you work hard enough, you can achieve anything."

## JOE DUFFY 2010-11 GBG

2010-11 (Senior)

Date	Opponent	M	FG-A	3P-A	FT-A	Reb	PF	A	T	B	S	PTS
N12	Presbyterian	2	1-1	1-1	0-0	1	0	0	0	0	0	3
N18	Nebraska					Did not play						
N19	West Virginia					Did not play						
N21	North Carolina					Did not play						
N24	Grambling State	4	3-3	1-1	2-4	0	0	0	0	0	0	9
N27	Appalachian State	1	1-1	0-0	0-0	1	0	0	0	0	0	2
D1	Western Kentucky	2	1-1	0-0	2-3	0	0	0	0	0	0	4
D4	Belmont					Did not play						
D8	Missouri					Did not play						
D18	SE Louisiana	6	0-0	0-0	0-0	0	4	1	1	0	0	0
D21	MTSU	16	0-1	0-0	2-2	5	3	2	1	0	0	2
D29	Marquette					Did not play						
J2	Davidson	15	2-4	1-1	0-0	5	0	0	0	0	0	5
J8	South Carolina					Did not play						
J12	Georgia					Did not play						
J15	Tennessee											
J19	Ole Miss											
J22	Saint Mary's											
J27	Mississippi State											
J29	Arkansas											
F1	Florida											
F5	South Carolina											
F10	Alabama											
F12	Kentucky											
F16	Georgia											
F19	Auburn											
F22	Tennessee											
F26	LSU											
M1	Kentucky											
M5	Florida											

### Duffy's Overall Statistics at Vanderbilt

Year	GP	GS	Min	Avg	FG	FGA	Pct	3FG	3FGA	Pct	FT	FTA	Pct	Off	Def	Tot	Avg	PF	FO	Ast	TO	Blk	Stl	Pts	Avg
2007-08	11	0	19	1.7	4	6	.667	0	1	.000	2	2	1.000	1	1	2	0.2	2	0	0	0	0	1	10	0.9
2008-09	19	0	126	6.6	8	20	.400	0	0	.000	3	4	.750	8	14	22	1.2	18	0	7	8	1	1	19	1.0
2009-10	8	0	21	2.6	0	6	.000	0	1	.000	2	2	1.000	0	3	3	0.4	1	0	1	1	0	2	2	0.3
2010-11	7	0	46	6.6	8	11	.727	3	3	1.000	6	9	.667	4	8	12	1.7	7	0	3	2	0	0	25	3.6
TOTAL	45	0	212	4.7	20	43	.465	3	5	.600	13	17	.765	13	26	39	0.9	28	0	11	11	1	4	56	1.2

### Duffy's SEC Statistics at Vanderbilt

Year	GP	GS	Min	Avg	FG	FGA	Pct	3pt	3ptA	Pct	FT	FTA	Pct	Off	Def	Tot	Avg	PF	FO	Ast	TO	Blk	Stl	Pts	Avg
2007-08	3	0	3	1.0	1	2	.500	0	1	.000	0	0	.000	0	0	0	0.0	0	0	0	0	0	0	2	0.7
2008-09	6	0	18	3.0	1	3	.333	0	0	.000	0	0	.000	1	2	3	0.5	4	0	1	1	1	0	2	0.3
2009-10	2	0	2	1.0	0	1	.000	0	0	.000	0	0	.000	0	0	0	0.0	0	0	0	0	0	0	0	0.0
TOTAL	11	0	23	2.1	2	6	.333	0	1	.000	0	0	.000	1	2	3	0.3	4	0	1	1	1	0	4	0.4

# PLAYER INFORMATION



## FESTUS EZELI

# 3

RS-Junior, Center  
6'11" 255 lbs.  
Benin City, Nigeria  
Igbinedion Educ. Center/  
Jesuit HS (Calif.)

**GENERAL** ★ Nigeria native who was a late signee for Vanderbilt in the summer of 2007... Redshirted in 2007-08... Added bulk to his frame during his redshirt season and dramatically improved his feel for the game during practice... Named Most Improved Player by Vanderbilt players at the end-of-the-year banquet in 2008... Changed his number from one to three for his redshirt freshman season... Expected to fill in for the departed A.J. Ogilvy in the starting role at center.

**2010-11 (RS JUNIOR)** ★ Scored 14 points on 7-for-8 shooting in the season opener against Presbyterian (11/12/10) ... Grabbed a career-high 11 rebounds against West Virginia (11/19/10)... Scored a career-high 15 points and pulled down nine rebounds in with over No. 8 North Carolina (11/21/10) ... Registered first career double-double with 11 points and 13 rebounds against Grambling (11/24) ... Recorded second career double-double against Belmont with 24 points and 10 rebounds (12/4).

**PERSONAL** ★ Ifeanyi Festus Ezeli-Ndelue... Born October 21, 1989... Son of Festus, Sr., and Patricia... Has three brothers, Ik, Chucky, and Kenny, and one sister, Oby... Majoring in Biology... Graduated from Igbinedion Secondary School in Nigeria at the age of 14... Moved to the United States in 2004... Advice to youngsters: "Enjoy being young"... Chose Vanderbilt over Florida, Connecticut, West Virginia, Minnesota, Pacific, UC-Santa Barbara, Nevada, Reno, Creighton, South Florida, and UNLV.

## FESTUS EZELI 2010-11 GBG

2010-11 (Redshirt Junior)

Date	Opponent	M	FG-A	3P-A	FT-A	Reb	PF	A	T	B	S	PTS
N12	Presbyterian	21	7-8	0-0	0-0	6	3	0	1	3	0	14
N18	Nebraska	13	0-4	0-0	2-2	5	4	0	2	0	0	2
N19	West Virginia	20	2-4	0-0	4-9	11	5	0	1	2	1	8
N21	North Carolina	25	5-7	0-0	5-7	9	4	1	2	1	1	15
N24	Grambling State	21	2-6	0-0	7-10	13	3	1	4	1	0	11
N27	Appalachian State	25	8-12	0-0	2-4	5	4	0	1	2	0	18
D1	Western Kentucky	20	7-7	0-0	0-1	3	2	0	0	3	0	14
D4	Belmont	25	7-9	0-0	10-14	10	3	0	1	3	4	24
D8	Missouri	33	6-7	0-0	4-10	9	4	0	3	6	1	16
D18	SE Louisiana	20	3-5	0-0	2-4	7	2	0	2	2	1	8
D21	MTSU	16	5-8	0-0	5-12	3	2	0	0	1	1	15
D29	Marquette	20	5-7	0-0	2-2	4	4	0	0	3	1	12
J2	Davidson	16	3-10	0-0	6-7	2	2	0	1	4	0	12
J8	South Carolina	21	2-7	0-0	3-6	4	5	0	2	1	0	7
J12	Georgia											
J15	Tennessee											
J19	Ole Miss											
J22	Saint Mary's											
J27	Mississippi State											
J29	Arkansas											
F1	Florida											
F5	South Carolina											
F10	Alabama											
F12	Kentucky											
F16	Georgia											
F19	Auburn											
F22	Tennessee											
F26	LSU											
M1	Kentucky											
M5	Florida											

### Ezeli's Overall Statistics at Vanderbilt

Year	GP	GS	Min	Avg	FG	FGA	Pct	3FG	3FGA	Pct	FT	FTA	Pct	Off	Def	Tot	Avg	PF	FO	Ast	TO	Blk	Stl	Pts	Avg
2008-09	29	6	360	12.4	41	75	.547	0	0	.000	28	55	.509	28	46	74	2.6	58	1	1	43	22	4	110	3.8
2009-10	32	5	406	12.7	49	90	.544	0	0	.000	22	59	.373	30	72	102	3.2	70	3	3	34	43	6	120	3.8
2010-11	14	14	296	21.1	62	101	.614	0	0	.000	52	88	.591	39	52	91	6.5	47	2	2	20	32	10	176	12.6
TOTAL	75	25	1062	14.2	152	266	.571	0	0	.000	102	202	.505	97	170	267	3.6	175	6	6	97	97	20	406	5.4

### Ezeli's SEC Statistics at Vanderbilt

Year	GP	GS	Min	Avg	FG	FGA	Pct	3pt	3ptA	Pct	FT	FTA	Pct	Off	Def	Tot	Avg	PF	FO	Ast	TO	Blk	Stl	Pts	Avg
2008-09	16	3	194	12.1	20	32	.625	0	0	.000	12	29	.414	15	23	38	2.4	31	1	0	22	7	3	52	3.3
2009-10	16	0	186	11.6	15	29	.517	0	0	.000	11	25	.440	13	32	45	2.8	38	2	1	11	16	4	41	2.6
2010-11	1	1	21	21.0	2	7	.286	0	0	.000	3	6	.500	2	2	4	4.0	5	1	0	2	1	0	7	7.0
TOTAL	33	4	401	12.2	37	68	.544	0	0	.000	26	60	.433	30	57	87	2.6	74	4	1	35	24	7	100	3.0



# PLAYER INFORMATION



## KYLE FULLER

# 11

Freshman, Guard  
6'1" 220 lbs.  
Moreno Valley, Calif.  
Rancho Verde HS

**GENERAL** ★ Freshman point guard who will back up Brad Tinsley at the point guard position...Third player from California on Vanderbilt roster (Darshawn McClellan, Festus Ezeli).

**2010-11 (FRESHMAN)** ★ Scored six points in season opener against Presbyterian (11/12/10) ... Handed out two assists against West Virginia (11/19) ... Recorded two steals in win over No. 8 North Carolina (11/21) ... Dished out career-high three assists vs. Grambling (11/24) ... Recorded first career three-pointer and also handed out three assists in win over Western Kentucky (12/1) ... Set a new career-high with five assists in win over Davidson (1/2).

**HIGH SCHOOL** ★ Averaged 27.6 points, eight assists, six rebounds, and four steals per game as a point guard at Rancho Verde High School...Winningest player in Rancho Verde history, was a four-year captain, and a three-year starter...Third all-time leading scorer at Rancho Verde...Won Inland Valley Conference title four times...Named first team All-C.I.F. Division IAA selection and the MVP of the Inland Valley Conference in 2010...Posted a 3.4 GPA at Rancho Verde...Played alongside Michael Snaer, who plays basketball at Florida State.

**PERSONAL** ★ Kyle Alejandro Fuller, Jr.... Born Jan. 27, 1992... Son of Kyle Sr. and Olga Coronado Fuller... Has a brother, Khalil (14)... Plans to major in Psychology... Nickname is Boo-Bop... Chose the Commodores over UCLA, USC, Cal, and Marquette...Advice to youngsters: "It doesn't matter how high

## KYLE FULLER 2010-11 GBG

2010-11 (Freshman)

Date	Opponent	M	FG-A	3P-A	FT-A	Reb	PF	A	T	B	S	PTS
N12	Presbyterian	17	3-6	0-1	0-0	2	0	2	2	1	1	6
N18	Nebraska	10	0-2	0-1	0-0	1	1	0	1	0	0	0
N19	West Virginia	12	1-3	0-1	0-0	0	3	2	0	0	1	2
N21	North Carolina	12	1-3	0-1	0-0	0	0	0	2	0	2	2
N24	Grambling State	16	1-4	0-1	0-0	1	2	3	0	0	0	2
N27	Appalachian State	10	1-2	0-1	0-0	0	2	2	3	0	0	2
D1	Western Kentucky	19	1-3	1-3	0-0	1	2	3	3	0	0	3
D4	Belmont	15	0-2	0-1	0-0	2	2	2	1	0	0	0
D8	Missouri	15	0-2	0-1	1-2	1	2	2	0	0	1	1
D18	SE Louisiana	19	1-2	1-2	0-0	2	1	3	2	0	0	3
D21	MTSU	18	0-3	0-2	0-0	4	3	0	2	0	0	0
D29	Marquette	13	0-2	0-1	1-2	0	0	1	1	0	0	1
J2	Davidson	21	3-4	0-0	0-0	3	2	5	3	0	1	6
J8	South Carolina	12	1-2	0-0	0-1	0	1	0	1	0	1	2
J12	Georgia											
J15	Tennessee											
J19	Ole Miss											
J22	Saint Mary's											
J27	Mississippi State											
J29	Arkansas											
F1	Florida											
F5	South Carolina											
F10	Alabama											
F12	Kentucky											
F16	Georgia											
F19	Auburn											
F22	Tennessee											
F26	LSU											
M1	Kentucky											
M5	Florida											

### Fuller's Overall Statistics at Vanderbilt

Year	GP	GS	Min	Avg	FG	FGA	Pct	3FG	3FGA	Pct	FT	FTA	Pct	Off	Def	Tot	Avg	PF	FO	Ast	TO	Blk	Stl	Pts	Avg
2010-11	14	0	209	14.9	13	40	.325	2	16	.125	2	5	.400	3	14	17	1.2	21	0	25	21	1	7	30	2.1
TOTAL	14	0	209	14.9	13	40	.325	2	16	.125	2	5	.400	3	14	17	1.2	21	0	25	21	1	7	30	2.1

### Fuller's SEC Statistics at Vanderbilt

Year	GP	GS	Min	Avg	FG	FGA	Pct.	3pt	3ptA	Pct	FT	FTA	Pct	Off	Def	Tot	Avg	PF	FO	Ast	TO	Blk	Stl	Pts	Avg
2010-11	1	0	12	12.0	1	2	.500	0	0	.000	0	1	.000	0	0	0	0.0	1	0	0	1	0	1	2	2.0
TOTAL	1	0	12	12.0	1	2	.500	0	0	.000	0	1	.000	0	0	0	0.0	1	0	0	1	0	1	2	2.0

# PLAYER INFORMATION



## LANCE GOULBOURNE

# 5

Junior, Forward  
6' 8" 225 lbs.  
Brooklyn, N.Y.  
The Hun School (N.J.)

**GENERAL** ★ Very skilled wing player with great athletic ability and explosiveness... Was a consensus Top 100 recruit in 2008... Also was a standout tennis player in high school, with a serve that topped out at 130 mph.

**2010-11 (JUNIOR)** ★ Grabbed eight rebounds and scored nine points in win over No. 8 North Carolina (11/21/10)... Had career-best 12 rebounds vs. Grambling (11/24) ... Handed out a career-high five assists against Missouri (12/8) ... Set a career-high in blocks with three against Davidson (1/2) ... Grabbed a career-high 14 rebounds at South Carolina (1/8).

**PERSONAL** ★ Lance Avery Goulbourne... Born April 6, 1989 in New York, N.Y. ... Son of Laverne and Mary Goulbourne... Has a brother, Laverne, Jr. (28)... Majoring in Human and Organizational Development... Brother played basketball at the University of Bridgeport... Nickname is LG... Chose Vanderbilt over Rutgers, Notre Dame, Marquette, and Virginia... Advice to youngsters: "Hard work beats talent when talent fails to work hard."

## LANCE GOULBOURNE 2010-11 GBG

2010-11 (Junior)

Date	Opponent	M	FG-A	3P-A	FT-A	Reb	PF	A	T	B	S	PTS
N12	Presbyterian	18	2-4	1-2	0-0	7	2	0	0	0	0	5
N18	Nebraska	14	1-2	0-1	3-4	1	2	0	1	0	1	5
N19	West Virginia	29	0-3	0-1	3-4	7	1	1	1	2	1	3
N21	North Carolina	20	3-4	1-1	2-2	8	3	1	2	0	0	9
N24	Grambling State	21	2-6	1-1	1-2	12	1	0	2	2	0	6
N27	Appalachian State	23	7-11	0-1	3-3	8	2	1	1	2	0	17
D1	Western Kentucky	19	1-1	0-0	1-2	3	1	1	2	0	3	3
D4	Belmont	24	3-5	1-2	8-9	6	3	2	4	0	0	15
D8	Missouri	31	4-7	1-3	2-2	7	2	5	2	1	0	11
D18	SE Louisiana	29	4-9	1-3	4-8	8	0	1	1	1	2	13
D21	MTSU											
D29	Marquette											
J2	Davidson	27	1-5	1-2	4-4	5	1	1	1	3	2	7
J8	South Carolina	38	3-7	1-3	2-3	14	2	3	0	0	0	9
J12	Georgia											
J15	Tennessee											
J19	Ole Miss											
J22	Saint Mary's											
J27	Mississippi State											
J29	Arkansas											
F1	Florida											
F5	South Carolina											
F10	Alabama											
F12	Kentucky											
F16	Georgia											
F19	Auburn											
F22	Tennessee											
F26	LSU											
M1	Kentucky											
M5	Florida											

### Goulbourne's Overall Statistics at Vanderbilt

Year	GP	GS	Min	Avg	FG	FGA	Pct	3FG	3FGA	Pct	FT	FTA	Pct	Off	Def	Tot	Avg	PF	FO	Ast	TO	Blk	Stl	Pts	Avg
2008-09	23	0	325	14.1	42	89	.472	11	31	.355	22	31	.710	21	54	75	3.3	25	0	7	25	12	10	117	5.1
2009-10	31	0	398	12.8	29	74	.392	10	36	.278	34	50	.680	17	47	64	2.1	46	0	16	29	17	5	102	3.3
2010-11	12	4	293	24.4	31	64	.484	8	20	.400	33	43	.767	23	63	86	7.2	20	0	16	19	11	9	103	8.6
TOTAL	66	4	1016	15.4	102	227	.449	29	87	.333	89	124	.718	61	164	225	3.4	91	0	39	73	40	24	322	4.9

### Goulbourne's SEC Statistics at Vanderbilt

Year	GP	GS	Min	Avg	FG	FGA	Pct	3pt	3ptA	Pct	FT	FTA	Pct	Off	Def	Tot	Avg	PF	FO	Ast	TO	Blk	Stl	Pts	Avg
2008-09	16	0	221	13.8	27	60	.450	8	23	.348	11	18	.611	13	27	40	2.5	23	0	6	17	8	6	73	4.6
2009-10	14	0	192	13.7	16	45	.356	6	24	.250	15	21	.714	10	16	26	1.9	23	0	4	9	8	2	53	3.8
2010-11	1	1	38	38.0	3	7	.429	1	3	.333	2	3	.667	3	11	14	14.0	2	0	3	0	0	0	9	9.0
TOTAL	31	1	451	14.5	46	112	.411	15	50	.300	28	42	.667	26	54	80	2.6	48	0	13	26	16	8	135	4.4

# PLAYER INFORMATION



## JOSH HENDERSON

**40** Freshman, Center  
6'11" 220 lbs.  
Roanoke, Va.  
Cave Spring HS

**GENERAL** ★ Signed in the spring of 2010 with the Commodores...6'11 center chose Vanderbilt over Virginia, Wake Forest, Davidson, Cincinnati, Maryland, and Penn State.

### 2010-11 (FRESHMAN) ★

**HIGH SCHOOL** ★ Averaged 20 points, 11 rebounds, four blocks, and four steals per game in his senior season at Cave Spring...His Knights' team won two district titles, two region titles, and two state titles, and captured the Holiday Hoopla tournament in 2010...Named the team's MVP for three years, and was the district, region, and state player of the year for two consecutive years..Was the Timesland Player of the Year...Named All-Roanoke Metro in 2009, and was the 2010 Associated Press Player of the Year...Set school record in career rebounds and blocks, and is second all-time in scoring... Member of the A-B Honor Roll.

**PERSONAL** ★ Joshua Henderson... Jan. 28, 1992... Son of David and Carol Henderson... Has one brother, Matthew (24), and one sister, Rebecca (22)... Undecided on major... Advice to youngsters: "Find something you're good at and work your hardest to be the best you can, but have fun along the way."

## JOSH HENDERSON 2010-11 GBG

### 2010-11 (Freshman)

Date	Opponent	M	FG-A	3P-A	FT-A	Reb	PF	A	T	B	S	PTS
N12	Presbyterian											Did not play
N18	Nebraska											Did not play
N19	West Virginia											Did not play
N21	North Carolina											Did not play
N24	Grambling State											Did not play
N27	Appalachian State											Did not play
D1	Western Kentucky											Did not play
D4	Belmont											Did not play
D8	Missouri											Did not play
D18	SE Louisiana											Did not play
D21	MTSU											Did not play
D29	Marquette											Did not play
J2	Davidson											Did not play
J8	South Carolina											Did not play
J12	Georgia											Did not play
J15	Tennessee											Did not play
J19	Ole Miss											Did not play
J22	Saint Mary's											Did not play
J27	Mississippi State											Did not play
J29	Arkansas											Did not play
F1	Florida											Did not play
F5	South Carolina											Did not play
F10	Alabama											Did not play
F12	Kentucky											Did not play
F16	Georgia											Did not play
F19	Auburn											Did not play
F22	Tennessee											Did not play
F26	LSU											Did not play
M1	Kentucky											Did not play
M5	Florida											Did not play

### Henderson's Overall Statistics at Vanderbilt

Year	GP	GS	Min	Avg	FG	FGA	Pct.	3pt	3ptA	Pct	FT	FTA	Pct	Off	Def	Tot	Avg	PF	FO	Ast	TO	Blk	Stl	Pts	Avg
2010-11																									
<b>TOTAL</b>																									

### Henderson's SEC Statistics at Vanderbilt

Year	GP	GS	Min	Avg	FG	FGA	Pct.	3pt	3ptA	Pct	FT	FTA	Pct	Off	Def	Tot	Avg	PF	FO	Ast	TO	Blk	Stl	Pts	Avg
2010-11																									
<b>TOTAL</b>																									

# PLAYER INFORMATION



## JOHN JENKINS

# 23

Sophomore, Guard  
6'4" 215 lbs.  
Hendersonville, Tenn.  
Station Camp HS

**GENERAL** ★ Named to the SEC All-Freshman team and was named the Sixth Man of the Year by the league's coaches in 2009-10...Averaged 11.0 points per game, and shot 48.3% (72-149) from three in his freshman season...Expected to start at the two guard position in 2010-11.

**2010-11 (SOPHOMORE)** ★ Scored a career-high 27 points on 6-for-19 shooting, including 5-for-11 from beyond the arc and 10-for-10 from the free throw line against West Virginia (11/19/10)...Tallied 21 points vs. Grambling (11/24) ... Scored 21 points for the third consecutive game against Western Kentucky (12/1) ... Played a career-high 41 minutes in overtime game against Missouri (12/8) ... Tied career-highs with 27 points in 41 minutes in overtime against South Carolina (1/9).

**PERSONAL** ★ John Logan Jenkins III... Born March 6, 1991... Son of John Jenkins Jr. and Melodye Jenkins... Has a sister, Adrienne (13)... Undecided in major... Nickname is Johnny J... Advice to youngsters: "Stay humble, holy, and hungry."

## JOHN JENKINS 2010-11 GBG

2010-11 (Sophomore)

Date	Opponent	M	FG-A	3P-A	FT-A	Reb	PF	A	T	B	S	PTS
N12	Presbyterian	25	4-14	0-6	2-2	0	0	0	0	0	1	10
N18	Nebraska	35	8-13	1-5	5-6	2	0	1	1	1	1	22
N19	West Virginia	33	6-19	5-11	10-10	5	1	0	3	0	1	27
N21	North Carolina	37	2-10	2-7	10-12	2	2	0	2	0	0	16
N24	Grambling State	28	7-16	4-9	4-4	4	1	0	2	0	0	21
N27	Appalachian State	34	8-11	5-8	0-0	1	1	0	3	1	0	21
D1	Western Kentucky	29	7-13	5-10	2-2	5	1	1	3	0	0	21
D4	Belmont	34	1-7	0-2	8-9	3	1	2	1	0	1	10
D8	Missouri	41	7-14	5-10	4-4	3	4	0	1	0	0	23
D18	SE Louisiana	28	4-10	4-8	0-0	1	0	0	0	0	0	12
D21	MTSU	32	5-9	3-5	3-6	3	2	1	1	2	3	16
D29	Marquette	34	4-21	2-15	3-3	2	2	0	1	0	0	13
J2	Davidson											Did not play
J8	South Carolina	41	7-13	6-10	7-7	5	1	1	1	0	1	27
J12	Georgia											
J15	Tennessee											
J19	Ole Miss											
J22	Saint Mary's											
J27	Mississippi State											
J29	Arkansas											
F1	Florida											
F5	South Carolina											
F10	Alabama											
F12	Kentucky											
F16	Georgia											
F19	Auburn											
F22	Tennessee											
F26	LSU											
M1	Kentucky											
M5	Florida											

### Jenkins' Overall Statistics at Vanderbilt


Year	GP	GS	Min	Avg	FG	FGA	Pct	3FG	3FGA	Pct	FT	FTA	Pct	Off	Def	Tot	Avg	PF	FO	Ast	TO	Blk	Stl	Pts	Avg
2009-10	31	7	716	23.1	110	234	.470	72	149	.483	48	60	.800	8	61	69	2.2	36	0	30	23	5	14	340	11.0
2010-11	13	13	431	33.2	70	170	.412	42	106	.396	58	65	.892	8	28	36	2.8	15	0	8	18	4	8	240	18.5
TOTAL	44	20	1147	26.1	180	404	.446	114	255	.447	106	125	.848	16	89	105	2.4	51	0	38	41	9	22	580	13.2

### Jenkins' SEC Statistics at Vanderbilt

Year	GP	GS	Min	Avg	FG	FGA	Pct	3pt	3ptA	Pct	FT	FTA	Pct	Off	Def	Tot	Avg	PF	FO	Ast	TO	Blk	Stl	Pts	Avg
2009-10	14	3	332	23.7	47	103	.456	30	66	.455	19	25	.760	1	25	26	1.9	12	0	9	7	5	9	143	10.2
2010-11	1	1	41	41.0	7	13	.538	6	10	.600	7	7	1.000	1	4	5	5.0	1	0	1	1	0	1	27	27.0
TOTAL	15	4	373	24.9	54	116	.466	36	76	.474	26	32	.813	2	29	31	2.1	13	0	10	8	5	10	170	11.3



# PLAYER INFORMATION



## CHRIS MERIWETHER

# 10

Senior, Guard  
6'0" 180 lbs.  
Nashville, Tenn.  
Father Ryan HS

**GENERAL** ★ Nashville native who made the team as a walk-on during tryouts in October of 2008. He graduated with an undergraduate degree in political science in May, but has one year of eligibility remaining...Currently enrolled in Vanderbilt's Owen School of Business.

**2010-11 (SENIOR)** ★ Logged three minutes and had two assists vs. Grambling (11/24).

**PERSONAL** ★ Christopher Julius Meriwether... Born Aug. 2, 1988... Son of Chuck and Curline Meriwether... Has a brother, Jeremy (22)... Earned a degree in political science in May of 2010... Nickname Bullet or Flash... Advice to youngsters: "With hard work and a positive attitude, anything is possible."

### CHRIS MERIWETHER 2010-11 GBG

2010-11 (Senior)

Date	Opponent	M	FG-A	3P-A	FT-A	Reb	PF	A	T	B	S	PTS
N12	Presbyterian	2	0-1	0-1	0-0	0	0	1	0	0	0	2
N24	Grambling	3	0-0	0-0	0-0	0	0	2	0	0	0	0
N27	Appalachian State	1	0-1	0-0	0-0	0	0	0	0	0	0	0
D1	Western Kentucky	2	0-1	0-0	0-0	1	0	0	1	0	0	0
D21	MTSU	2	0-0	0-0	0-0	0	0	0	0	0	0	0
J2	Davidson	4	0-1	0-0	0-0	1	0	0	0	0	0	0



## AARON NOLL

# 14

Junior, Forward  
6'7" 220 lbs.  
Fort Mitchell, Ky..  
Covington Catholic HS

**GENERAL** ★ Made the team as a walk on during tryouts in October of 2008.

**2010-11 (JUNIOR)** ★ Had two rebounds in three minutes vs. Grambling (11/24).

**PERSONAL** ★ Aaron Robert Noll... Born Oct. 30, 1989... Son of Bob and Rhonda Noll... Has two brothers, Andrew (22) and Danny (20), and one sister, Krista (17)... Majoring in biology (Pre-Med)... Advice to youngsters: "Never let anyone tell you that you can't do something if you put your mind to it."

### AARON NOLL 2010-11 GBG

2010-11 (Junior)

Date	Opponent	M	FG-A	3P-A	FT-A	Reb	PF	A	T	B	S	PTS
N12	Presbyterian	2	0-0	0-0	0-0	0	0	0	0	0	0	0
N24	Grambling	3	0-0	0-0	0-0	2	0	0	0	0	0	0
N27	Appalachian State	1	0-0	0-0	0-0	0	0	0	0	0	0	0
D1	Western Kentucky	2	0-0	0-0	0-0	0	0	0	0	0	0	0

### Meriwether's Overall Statistics at Vanderbilt

Year	GP	GS	Min	Avg	FG	FGA	Pct	3FG	3FGA	Pct	FT	FTA	Pct	Off	Def	Tot	Avg	PF	FO	Ast	TO	Blk	Stl	Pts	Avg
2008-09	5	0	9	1.8	1	1	1.000	0	0	.000	0	0	.000	0	0	0	0.0	2	0	0	1	0	0	2	0.4
2009-10	8	0	20	2.5	1	5	.200	0	4	.000	0	0	.000	0	2	2	0.3	0	0	2	2	0	0	2	0.3
2010-11	6	0	14	2.3	0	4	.000	0	1	.000	0	0	.000	0	2	2	0.3	0	0	3	1	0	0	0	0.0
<b>TOTAL</b>	<b>19</b>	<b>0</b>	<b>43</b>	<b>2.3</b>	<b>2</b>	<b>10</b>	<b>.200</b>	<b>0</b>	<b>5</b>	<b>.000</b>	<b>0</b>	<b>0</b>	<b>.000</b>	<b>0</b>	<b>4</b>	<b>4</b>	<b>0.2</b>	<b>2</b>	<b>0</b>	<b>5</b>	<b>4</b>	<b>0</b>	<b>0</b>	<b>4</b>	<b>0.2</b>

### Meriwether's SEC Statistics at Vanderbilt

Year	GP	GS	Min	Avg	FG	FGA	Pct	3pt	3ptA	Pct	FT	FTA	Pct	Off	Def	Tot	Avg	PF	FO	Ast	TO	Blk	Stl	Pts	Avg
2008-09	1	0	1	1.0	0	0	.000	0	0	.000	0	0	.000	0	0	0	0.0	0	0	0	0	0	0	0	0.0
2009-10	2	0	2	1.0	0	1	.000	0	1	.000	0	0	.000	0	0	0	0.0	0	0	0	0	0	0	0	0.0
<b>TOTAL</b>	<b>3</b>	<b>0</b>	<b>3</b>	<b>1.0</b>	<b>0</b>	<b>1</b>	<b>.000</b>	<b>0</b>	<b>1</b>	<b>.000</b>	<b>0</b>	<b>0</b>	<b>.000</b>	<b>0</b>	<b>0</b>	<b>0</b>	<b>0.0</b>	<b>0</b>	<b>0</b>	<b>0</b>	<b>0</b>	<b>0</b>	<b>0</b>	<b>0</b>	<b>0.0</b>


### Noll's Overall Statistics at Vanderbilt

Year	GP	GS	Min	Avg	FG	FGA	Pct	3FG	3FGA	Pct	FT	FTA	Pct	Off	Def	Tot	Avg	PF	FO	Ast	TO	Blk	Stl	Pts	Avg
2008-09	3	0	4	1.3	1	1	1.000	0	0	.000	0	1	.000	0	1	1	0.3	0	0	0	0	0	0	2	0.7
2009-10	8	0	12	1.5	0	0	.000	0	0	.000	4	4	1.000	2	3	5	0.6	2	0	0	0	0	0	4	0.5
2010-11	4	0	8	2.0	0	0	.000	0	0	.000	0	0	.000	0	2	2	0.5	0	0	0	0	0	0	0	0.0
<b>TOTAL</b>	<b>15</b>	<b>0</b>	<b>24</b>	<b>1.6</b>	<b>1</b>	<b>1</b>	<b>1.000</b>	<b>0</b>	<b>0</b>	<b>.000</b>	<b>4</b>	<b>5</b>	<b>.800</b>	<b>2</b>	<b>6</b>	<b>8</b>	<b>0.5</b>	<b>2</b>	<b>0</b>	<b>0</b>	<b>0</b>	<b>0</b>	<b>0</b>	<b>6</b>	<b>0.4</b>

### Noll's SEC Statistics at Vanderbilt

Year	GP	GS	Min	Avg	FG	FGA	Pct	3pt	3ptA	Pct	FT	FTA	Pct	Off	Def	Tot	Avg	PF	FO	Ast	TO	Blk	Stl	Pts	Avg
2009-10	2	0	2	1.0	0	0	.000	0	0	.000	2	2	1.000	0	1	1	0.5	1	0	0	0	0	0	2	1.0
<b>TOTAL</b>	<b>2</b>	<b>0</b>	<b>2</b>	<b>1.0</b>	<b>0</b>	<b>0</b>	<b>.000</b>	<b>0</b>	<b>0</b>	<b>.000</b>	<b>2</b>	<b>2</b>	<b>1.000</b>	<b>0</b>	<b>1</b>	<b>1</b>	<b>0.5</b>	<b>1</b>	<b>0</b>	<b>0</b>	<b>0</b>	<b>0</b>	<b>0</b>	<b>2</b>	<b>1.0</b>

# PLAYER INFORMATION



## ROD ODOM

# 45

Freshman, Forward  
6'9" 220 lbs.  
Central Islip, N.Y.  
Middlesex School (Mass.)

**GENERAL** ★ Power forward who is expecting to compete for time at the four spot...Signed with the Commodores in the early period in November of 2009.

**2010-11 (FRESHMAN)** ★ Scored a career-high 11 points on 5-for-9 shooting against West Virginia (11/19/10)...Grabbed career-best eight rebounds vs. Grambling (11/24) ... Equalled his career high with 11 points on 4-for-6 shooting and 3-for-3 from the free throw line against Western Kentucky (12/1) ... Recorded a career-high four steals and two blocks at Missouri (12/8).

**HIGH SCHOOL** ★ Four-year varsity letterwinner in basketball at Middlesex, and a one-year letterman in crew...Was a three-year starter in basketball, and averaged 25.6 points, 14.0 rebounds, 6.0 assists, and 3.1 blocks in his senior season...His Middlesex team made the New England Preparatory School Athletic Council (NEPSAC) semifinals twice...First-team All-Independent School League (ISL) player in his sophomore, junior, and senior seasons...2009 Preseason All-New England Defensive Player of the Year...2010 Gatorade Player of the Year finalist, McDonald's All-American nominee, and Academic All-American.

**PERSONAL** ★ Roderick Odom... Born Sept., 23, 1991... Son of Roderick Odom and Valerie Dickens... Has a brother, Brandon (14), and a sister, Ariana (12)... Undecided on major at Vanderbilt... Nickname is O... Chose the Commodores over Harvard, West Virginia, Arizona, UConn, Louisville, Boston

## ROD ODOM 2010-11 GBG

2010-11 (Freshman)

Date	Opponent	M	FG-A	3P-A	FT-A	Reb	PF	A	T	B	S	PTS
N12	Presbyterian	14	2-3	1-2	0-0	0	1	0	0	0	0	5
N18	Nebraska	7	0-2	0-2	0-0	3	3	0	0	0	0	0
N19	West Virginia	23	5-9	1-4	0-0	2	3	0	1	0	0	11
N21	North Carolina	9	1-2	1-1	0-0	1	2	0	0	0	0	3
N24	Grambling Stat	19	2-7	1-5	3-4	8	1	0	1	0	0	8
N27	Appalachian State	9	1-4	0-1	0-13	0	0	0	0	0	1	2
D1	Western Kentucky	17	4-6	3-3	0-0	6	2	1	2	0	0	11
D4	Belmont	17	2-3	2-2	0-0	0	3	0	5	0	1	6
D8	Missouri	14	2-3	2-3	0-1	1	1	1	0	2	4	6
D18	SE Louisiana	19	2-6	2-4	1-2	5	2	0	0	1	0	7
D21	MTSU	25	1-4	1-4	0-0	6	4	2	2	0	2	3
D29	Marquette	10	0-0	0-0	0-0	0	2	1	0	0	0	0
J2	Davidson	26	0-4	0-4	0-0	5	0	0	0	0	0	0
J8	South Carolina	14	1-3	0-1	0-0	4	1	1	1	0	0	2
J12	Georgia											
J15	Tennessee											
J19	Ole Miss											
J22	Saint Mary's											
J27	Mississippi State											
J29	Arkansas											
F1	Florida											
F5	South Carolina											
F10	Alabama											
F12	Kentucky											
F16	Georgia											
F19	Auburn											
F22	Tennessee											
F26	LSU											
M1	Kentucky											
M5	Florida											

### Odom's Overall Statistics at Vanderbilt

Year	GP	GS	Min	Avg	FG	FGA	Pct	3FG	3FGA	Pct	FT	FTA	Pct	Off	Def	Tot	Avg	PF	FO	Ast	TO	Blk	Stl	Pts	Avg
2010-11	14	3	223	15.9	23	56	.411	14	36	.389	4	8	.500	16	28	44	3.1	25	0	6	12	3	8	64	4.6
TOTAL	14	3	223	15.9	23	56	.411	14	36	.389	4	8	.500	16	28	44	3.1	25	0	6	12	3	8	64	4.6

### Odom's SEC Statistics at Vanderbilt

Year	GP	GS	Min	Avg	FG	FGA	Pct	3pt	3ptA	Pct	FT	FTA	Pct	Off	Def	Tot	Avg	PF	FO	Ast	TO	Blk	Stl	Pts	Avg
2010-11	1	0	14	14.0	1	3	.333	0	1	.000	0	0	.000	1	3	4	4.0	1	0	1	1	0	0	2	2.0
TOTAL	1	0	14	14.0	1	3	.333	0	1	.000	0	0	.000	1	3	4	4.0	1	0	1	1	0	0	2	2.0

# PLAYER INFORMATION



## JAMES SIAKAM

# 35

Freshman, Forward  
6'7" 210 lbs.  
Douala, Cameroon  
Brehm Prep (Ill.)

**GENERAL** ★ Signed in the late period with the Commodores.

### 2010-11 (FRESHMAN) ★

**PERSONAL** ★ James Bamba Siakam... Born May 23, 1992... Son of Tchamo and Victoire Siakam... Has three brothers, Boris, Christian, and Pascal and two sisters, Raissa and Vanessa... Undecided on major at Vanderbilt... Chose the Commodores over Southern Illinois, Marquette, Illinois, Florida, Virginia, and UCLA... Advice to youngsters: "Work hard for whatever you want because nothing is free. Stay humble, and above all, put God first in any of your endeavors."

## JAMES SIAKAM 2010-11 GBG

2010-11 (RS Sophomore)

Date	Opponent	M	FG-A	3P-A	FT-A	Reb	PF	A	T	B	S	PTS
N12	Presbyterian					Did not play						
N18	Nebraska					Did not play						
N19	West Virginia					Did not play						
N21	North Carolina					Did not play						
N24	Grambling State					Did not play						
N27	Appalachian State					Did not play						
D1	Western Kentucky					Did not play						
D4	Belmont					Did not play						
D8	Missouri					Did not play						
D18	SE Louisiana					Did not play						
D21	MTSU					Did not play						
D29	Marquette					Did not play						
J2	Davidson					Did not play						
J8	South Carolina					Did not play						
J12	Georgia											
J15	Tennessee											
J19	Ole Miss											
J22	Saint Mary's											
J27	Mississippi State											
J29	Arkansas											
F1	Florida											
F5	South Carolina											
F10	Alabama											
F12	Kentucky											
F16	Georgia											
F19	Auburn											
F22	Tennessee											
F26	LSU											
M1	Kentucky											
M5	Florida											



## JORDAN SMART

# 12

RS Sophomore, Guard  
6' 6" 200 lbs.  
Lexington, Ky.  
Lexington Catholic HS

**GENERAL** ★ Has added 20 pounds to his frame heading into the 2010-11 season... Redshirted his freshman season.

**2010-11 (RS SOPHOMORE) ★** Handed out three assists in just four minutes in season opener against Presbyterian (11/12/10) ... Scored first career points and pulled down a career-high two rebounds in win over SE Louisiana (12/18) ... Grabbed two rebounds in a career-high 16 minutes against Davidson (1/2).

**PERSONAL** ★ Jordan David Smart... Born Aug. 30, 1989 in Richmond, Va. ... Son of David and Jennifer Smart... Majoring in English... Nickname is Smeez or Smarty... Chose Vanderbilt over Princeton, Harvard and Centenary .. Advice to youngsters: "Respect your elders."

## JORDAN SMART 2010-11 GBG

2010-11 (RS Sophomore)

Date	Opponent	M	FG-A	3P-A	FT-A	Reb	PF	A	T	B	S	PTS
N12	Presbyterian	4	0-0	0-0	0-0	0	0	3	0	0	0	0
N18	Nebraska					Did not play						
N19	West Virginia					Did not play						
N21	North Carolina					Did not play						
N24	Grambling State	5	0-1	0-1	0-0	1	0	0	0	0	0	0
N27	Appalachian State	1	0-1	0-1	0-0	0	0	0	0	0	0	0
D1	Western Kentucky	2	0-0	0-0	0-0	0	0	0	0	0	0	0
D4	Belmont					Did not play						
D8	Missouri					Did not play						
D18	SE Louisiana	7	1-1	1-1	0-0	2	0	1	0	0	0	3
D21	MTSU	3	0-1	0-1	0-0	2	0	0	0	0	0	0
D29	Marquette					Did not play						
J2	Davidson	16	0-0	0-0	0-0	2	2	0	0	0	0	0
J8	South Carolina					Did not play						
J12	Georgia											
J15	Tennessee											
J19	Ole Miss											
J22	Saint Mary's											
J27	Mississippi State											
J29	Arkansas											
F1	Florida											
F5	South Carolina											
F10	Alabama											
F12	Kentucky											
F16	Georgia											
F19	Auburn											
F22	Tennessee											
F26	LSU											
M1	Kentucky											
M5	Florida											

### Siakam's Overall Statistics at Vanderbilt

Year	GP	GS	Min	Avg	FG	FGA	Pct.	3FG	3FGA	Pct.	FT	FTA	Pct.	Off	Def	Tot	Avg	PF	FO	Ast	TO	Blk	Stl	Pts	Avg
2010-11																									
<b>TOTAL</b>																									

### Siakam's SEC Statistics at Vanderbilt

Year	GP	GS	Min	Avg	FG	FGA	Pct.	3pt	3ptA	Pct.	FT	FTA	Pct.	Off	Def	Tot	Avg	PF	FO	Ast	TO	Blk	Stl	Pts	Avg
2010-11																									
<b>TOTAL</b>																									


### Smart's Overall Statistics at Vanderbilt

Year	GP	GS	Min	Avg	FG	FGA	Pct.	3FG	3FGA	Pct.	FT	FTA	Pct.	Off	Def	Tot	Avg	PF	FO	Ast	TO	Blk	Stl	Pts	Avg
2009-10	10	0	27	2.7	0	6	.000	0	5	.000	0	0	.000	1	5	6	0.6	1	0	4	0	0	2	0	0.0
2010-11	7	0	38	5.4	1	4	.250	1	4	.250	0	0	.000	0	7	7	1.0	2	0	4	0	0	0	3	0.4
<b>TOTAL</b>	17	0	65	3.8	1	10	.100	1	9	.111	0	0	.000	1	12	13	0.8	3	0	8	0	0	2	3	0.2

### Smart's SEC Statistics at Vanderbilt

Year	GP	GS	Min	Avg	FG	FGA	Pct.	3pt	3ptA	Pct.	FT	FTA	Pct.	Off	Def	Tot	Avg	PF	FO	Ast	TO	Blk	Stl	Pts	Avg
2009-10	3	0	7	2.3	0	2	.000	0	2	.000	0	0	.000	0	1	1	0.3	0	0	0	0	0	1	0	0.0
<b>TOTAL</b>	3	0	7	2.3	0	2	.000	0	2	.000	0	0	.000	0	1	1	0.3	0	0	0	0	0	1	0	0.0

# PLAYER INFORMATION



## JEFFERY TAYLOR

**44** Junior, Forward  
6'7" 225 lbs.  
Norrkoping, Sweden  
Hobbs HS (N.M.)

**GENERAL** ★ Multifaceted, high scoring wing player who has added 25 pounds to his frame heading into the 2010-11 season...Named a second-team All-SEC player in 2009-10 after being named to the All-SEC Freshman team in 2008-09...Started in every game of his Vanderbilt career...Scored 438 points as a sophomore, which ranks eighth all-time on the Vanderbilt sophomore single-season list.

**2010-11 (JUNIOR)** ★ Scored a career-high 27 points on 11-for-12 shooting in season opener against Presbyterian (11/12/10) ... Scored 15 points and grabbed seven rebounds in win over No. 8 North Carolina (11/21/10) ... Played a career-high 43 minutes and recorded a double-double with 18 points and 10 rebounds in overtime game against Missouri (12/8) ... Became the 41st player in Vanderbilt history to score 1,000 career points after scoring 22 against Davidson (1/2).

**PERSONAL** ★ Jeffery Matthew Taylor... Born May 23, 1989 in Norrkoping, Sweden... Parents are Jeff and Pia Taylor... Taylor's father, Jeff, played at Hobbs High School and Texas Tech University before playing in the NBA for the Houston Rockets and Detroit Pistons... Majoring in Sociology...His father eventually played professionally in Sweden and still lives there today... Has two brothers, Marques (14) and Vincent (10), and three sisters, Michaela (22), Melanie (18), and Vanessa (8)... Chose Vanderbilt over UCLA, Texas, Arizona, Kentucky and Gonzaga... Advice to youngsters: "Work hard and you can achieve anything."

## JEFFERY TAYLOR 2010-11 GBG

2010-11 (Junior)

Date	Opponent	M	FG-A	3P-A	FT-A	Reb	PF	A	T	B	S	PTS
N12	Presbyterian	26	11-12	3-4	2-2	1	1	2	3	0	0	27
N18	Nebraska	34	3-7	2-2	6-12	4	2	3	1	1	1	14
N19	West Virginia	14	1-4	0-1	3-3	1	5	1	2	0	0	5
N21	North Carolina	34	6-13	2-5	1-2	7	1	3	5	2	0	15
N24	Grambling State	12	1-2	0-1	2-2	2	0	1	0	1	0	4
N27	Appalachian State	21	1-8	1-3	0-0	2	4	1	0	1	0	3
D1	Western Kentucky	28	4-13	1-4	4-4	6	2	3	5	0	0	13
D4	Belmont	37	5-11	1-2	5-7	8	2	2	4	0	2	16
D8	Missouri	43	9-16	0-4	0-2	10	3	4	6	1	0	18
D18	SE Louisiana	24	5-10	1-3	4-7	5	1	3	2	0	2	15
D21	MTSU	31	4-7	2-4	8-10	4	2	2	4	0	0	18
D29	Marquette	37	8-12	2-4	1-2	8	2	1	3	2	2	19
J2	Davidson	25	6-10	1-1	9-10	4	1	4	2	1	1	22
J8	South Carolina	39	4-16	0-2	6-7	6	4	3	2	0	2	14
J12	Georgia											
J15	Tennessee											
J19	Ole Miss											
J22	Saint Mary's											
J27	Mississippi State											
J29	Arkansas											
F1	Florida											
F5	South Carolina											
F10	Alabama											
F12	Kentucky											
F16	Georgia											
F19	Auburn											
F22	Tennessee											
F26	LSU											
M1	Kentucky											
M5	Florida											

### Taylor's Overall Statistics at Vanderbilt

Year	GP	GS	Min	Avg	FG	FGA	Pct	3FG	3FGA	Pct	FT	FTA	Pct	Off	Def	Tot	Avg	PF	FO	Ast	TO	Blk	Stl	Pts	Avg
2008-09	31	31	805	26.0	136	271	.502	9	41	.220	96	139	.691	82	110	192	6.2	76	5	53	69	12	29	377	12.2
2009-10	33	33	883	26.8	148	300	.493	1	11	.091	141	189	.746	64	108	172	5.2	87	2	57	74	13	36	438	13.3
2010-11	14	14	405	28.9	68	141	.482	16	40	.400	51	70	.729	16	52	68	4.9	30	1	33	39	9	10	203	14.5
TOTAL	78	78	2093	26.8	352	712	.494	26	92	.283	288	398	.724	162	270	432	5.5	193	8	143	182	34	75	1018	13.1

### Taylor's SEC Statistics at Vanderbilt

Year	GP	GS	Min	Avg	FG	FGA	Pct	3pt	3ptA	Pct	FT	FTA	Pct	Off	Def	Tot	Avg	PF	FO	Ast	TO	Blk	Stl	Pts	Avg
2008-09	16	16	425	26.6	64	131	.489	4	12	.333	53	76	.697	47	53	100	6.3	38	3	30	43	5	12	185	11.6
2009-10	16	16	444	27.8	68	137	.496	0	3	.000	83	108	.769	25	46	71	4.4	46	2	29	40	7	20	219	13.7
2010-11	1	1	39	39.0	4	16	.250	0	2	.000	6	7	.857	3	3	6	6.0	4	0	3	2	0	2	14	14.0



# PLAYER INFORMATION



## STEVE TCHIENGANG

# 33

Junior, Forward  
6' 9" 240 lbs.  
Douala, Cameroon  
Montverde Acad. (Fla.)/Cypress  
Comm. Christian (Texas)

**GENERAL** ★ 6'9 forward who is a physical presence around the basket who can step out and hit a perimeter jumpshot to keep defenses honest... Also saw time as a sophomore at the center position.

**2010-11 (JUNIOR)** ★ Grabbed eight rebounds and recorded four blocks in win over Nebraska (11/18/10)...Scored career-high 12 points vs. Grambling (11/24) - also added seven rebounds.

**PERSONAL** ★ Steve Leandre Noubissie Tchiengang... Born Dec. 29, 1988 in Douala, Cameroon... Birth parents are Noubissie Emmanuel and Noubissie Veronique in Cameroon; American parents are David and Kathy Ambrose... Has three brothers, Daniel Ambrose (20), Kyle Ambrose (17), and Michael Ambrose (15), and one sister, Amy Ambrose (19)... Majoring in Economics ... Nickname is "The Proof"... Chose Vanderbilt over Baylor, Georgia Tech, Notre Dame and Oklahoma... Advice to youngsters: "Always hold on to your dreams, work hard at it, and never give up no matter what."

## STEVE TCHIENGANG 2010-11 GBG

2010-11 (Junior)

Date	Opponent	M	FG-A	3P-A	FT-A	Reb	PF	A	T	B	S	PTS
N12	Presbyterian	16	2-4	1-2	0-0	4	1	0	0	1	1	5
N18	Nebraska	25	2-4	1-2	0-0	8	4	1	2	4	1	5
N19	West Virginia	21	0-2	0-1	3-4	6	4	0	1	0	0	3
N21	North Carolina	15	1-1	0-0	0-0	2	1	2	1	0	0	2
N24	Grambling State	16	3-8	2-5	4-4	7	3	0	1	0	0	12
N27	Appalachian State	14	2-6	2-4	2-2	0	3	1	0	0	1	8
D1	Western Kentucky	18	1-4	1-3	0-0	4	1	2	1	0	1	3
D4	Belmont	14	0-0	0-0	0-0	4	3	1	2	0	0	0
D8	Missouri	12	0-1	0-0	0-0	2	0	0	1	0	0	0
D18	SE Louisiana	20	5-8	2-3	3-3	5	2	0	1	2	1	15
D21	MTSU	23	2-3	0-1	4-4	3	3	2	2	1	0	8
D29	Marquette	20	4-4	1-1	1-2	0	4	1	2	1	1	10
J2	Davidson	21	4-7	2-3	4-8	2	0	0	1	0	0	14
J8	South Carolina	21	5-9	0-1	0-0	4	2	1	1	0	0	10
J12	Georgia											
J15	Tennessee											
J19	Ole Miss											
J22	Saint Mary's											
J27	Mississippi State											
J29	Arkansas											
F1	Florida											
F5	South Carolina											
F10	Alabama											
F12	Kentucky											
F16	Georgia											
F19	Auburn											
F22	Tennessee											
F26	LSU											
M1	Kentucky											
M5	Florida											

### Tchiengang's Overall Statistics at Vanderbilt

Year	GP	GS	Min	Avg	FG	FGA	Pct	3FG	3FGA	Pct	FT	FTA	Pct	Off	Def	Tot	Avg	PF	FO	Ast	TO	Blk	Stl	Pts	Avg
2008-09	25	16	432	17.3	28	85	.329	12	39	.308	23	32	.719	23	56	79	3.2	71	2	12	30	11	9	91	3.6
2009-10	33	1	382	11.6	38	75	.507	5	13	.385	31	51	.608	31	52	83	2.5	74	2	7	37	5	7	112	3.4
2010-11	14	0	256	18.3	31	61	.508	12	26	.462	21	27	.778	17	43	60	4.3	31	0	11	16	9	6	95	6.8
TOTAL	72	17	1070	14.9	97	221	.439	29	78	.372	75	110	.682	71	151	222	3.1	176	4	30	83	25	22	298	4.1

### Tchiengang's SEC Statistics at Vanderbilt

Year	GP	GS	Min	Avg	FG	FGA	Pct	3pt	3ptA	Pct	FT	FTA	Pct	Off	Def	Tot	Avg	PF	FO	Ast	TO	Blk	Stl	Pts	Avg
2008-09	16	10	279	17.4	20	55	.364	9	26	.346	18	23	.783	13	37	50	3.1	48	2	7	20	8	7	67	4.2
2009-10	16	1	207	12.9	18	36	.500	3	6	.500	18	30	.600	16	30	46	2.9	42	2	3	20	2	2	57	3.6
2010-11	1	0	21	21.0	5	9	.556	0	1	.000	0	0	.000	1	3	4	4.0	2	0	1	1	0	0	10	10.0
TOTAL	33	11	507	15.4	43	100	.430	12	33	.364	36	53	.679	30	70	100	3.0	92	4	11	41	10	9	134	4.1

# PLAYER INFORMATION



## BRAD TINSLEY

# 1

Junior, Guard  
6' 3" 210 lbs.  
Oregon City, Ore.  
Oregon City HS

**GENERAL** ★ Combo guard who played both guard positions as a freshman and sophomore...Slated to open the season as the starting point guard, but will also play the two guard spot.

**2010-11 (JUNIOR)** ★ Named SEC Player of the Week (11/15) after becoming the first player in Commodore history to post a triple-double with 11 points, 10 rebounds and 10 assists in win over Presbyterian (11/12/10)... Scored 10 points against West Virginia (11/19/10) ... Scored 14 points vs. Grambling (11/24) ... Scored 15 points and handed out eight assists against Marquette (12/29) ... Posted second double-double of the season with 14 points and 10 rebounds against Davidson (1/2).

**PERSONAL** ★ Bradley Glen Tinsley... Born May 10, 1989 in Oregon City, Ore. ... Son of Carl and Kathy Tinsley... Has one sister Cassie (24) and one brother David (21)... Majoring in Sociology.. Nickname is Tins... Chose Vanderbilt over Utah, Oregon, Wake Forest, Butler, Colorado and North Carolina... Advice to youngsters: "Enjoy your childhood because it goes by fast."

## BRAD TINSLEY 2010-11 GBG

2010-11 (Junior)

Date	Opponent	M	FG-A	3P-A	FT-A	Reb	PF	A	T	B	S	PTS
N12	Presbyterian	29	4-6	2-3	1-2	10	0	10	2	1	3	11
N18	Nebraska	35	2-7	1-4	2-2	6	0	5	2	1	2	7
N19	West Virginia	31	3-12	1-7	3-4	4	1	3	3	1	0	10
N21	North Carolina	31	2-6	1-3	3-4	2	2	5	5	0	1	8
N24	Grambling State	26	4-8	1-4	5-7	4	1	5	5	0	0	14
N27	Appalachian State	30	2-4	1-3	0-0	5	2	8	3	0	1	5
D1	Western Kentucky	21	2-4	0-0	2-2	3	2	4	4	0	2	6
D4	Belmont	34	4-7	2-3	4-6	5	0	2	2	0	0	14
D8	Missouri	36	3-9	1-4	0-1	3	2	3	4	0	2	16
D18	SE Louisiana	28	4-5	1-2	0-0	5	0	7	0	0	0	9
D21	MTSU	34	3-10	2-6	2-2	3	0	2	0	2	2	10
D29	Marquette	36	6-11	1-2	2-4	1	3	8	1	0	0	15
J2	Davidson	29	4-8	1-3	5-5	10	2	4	1	0	2	14
J8	South Carolina	39	2-7	0-3	0-0	1	1	5	2	0	0	4
J12	Georgia											
J15	Tennessee											
J19	Ole Miss											
J22	Saint Mary's											
J27	Mississippi State											
J29	Arkansas											
F1	Florida											
F5	South Carolina											
F10	Alabama											
F12	Kentucky											
F16	Georgia											
F19	Auburn											
F22	Tennessee											
F26	LSU											
M1	Kentucky											
M5	Florida											

### Tinsley's Overall Statistics at Vanderbilt

Year	GP	GS	Min	Avg	FG	FGA	Pct	3FG	3FGA	Pct	FT	FTA	Pct	Off	Def	Tot	Avg	PF	FO	Ast	TO	Blk	Stl	Pts	Avg
2008-09	31	28	960	31.0	108	258	.419	69	168	.411	56	68	.824	7	72	79	2.5	36	0	86	64	5	20	341	11.0
2009-10	33	27	858	26.0	77	190	.405	31	105	.295	44	51	.863	5	78	83	2.5	38	0	94	60	5	15	229	6.9
2010-11	14	14	439	31.4	45	104	.433	15	47	.319	29	39	.744	4	58	62	4.4	16	0	71	34	5	15	134	9.6
TOTAL	78	69	2257	28.9	230	552	.417	115	320	.359	129	158	.816	16	208	224	2.9	90	0	251	158	15	50	704	9.0

### Tinsley's SEC Statistics at Vanderbilt

Year	GP	GS	Min	Avg	FG	FGA	Pct	3pt	3ptA	Pct	FT	FTA	Pct	Off	Def	Tot	Avg	PF	FO	Ast	TO	Blk	Stl	Pts	Avg
2008-09	16	15	508	31.8	56	135	.415	32	83	.386	31	36	.861	5	38	43	2.7	20	0	47	35	3	9	175	10.9
2009-10	16	13	420	26.3	38	98	.388	11	46	.239	31	33	.939	4	42	46	2.9	20	0	45	23	2	7	118	7.4
2010-11	1	1	39	39.0	2	7	.286	0	3	.000	0	0	.000	0	1	1	1.0	1	0	5	2	0	0	4	4.0
TOTAL	33	29	967	29.3	96	240	.400	43	132	.326	62	69	.899	9	81	90	2.7	41	0	97	60	5	16	297	9.0

# PLAYER INFORMATION



## ANDRE WALKER

# 54

RS Junior, Forward  
6' 7" 220 lbs.  
Flossmoor, Ill.  
Brewster Acad. (N.H.)/  
Homewood-Flossmoor HS

**GENERAL** ★ Owns great range from the perimeter with solid ball handling skills...Returned to the floor in 2009-10 after missing most of the 2008-09 season with a knee injury...Changed his number from 24 to 54 for his junior season.

**2010-11 (JUNIOR)** ★ Grabbed seven rebounds in season-opener against Presbyterian (11/12/10)...Had career-high four steals vs. Grambling (11/24) ... Handed out eight assists against Western Kentucky (12/1) ... Hit the game winning shot against Marquette (12/29).

**PERSONAL** ★ Andre Medart Walker, Jr. ...Born March 9, 1988 in Hayward, Calif. ... Son of Jane (deceased) and Andre Sr. ... Majoring in Human and Organizational Development... Chose Vanderbilt over Illinois, Creighton and Southern Illinois.

## ANDRE WALKER 2010-11 GBG

2010-11 (RS Junior)

Date	Opponent	M	FG-A	3P-A	FT-A	Reb	PF	A	T	B	S	PTS
N12	Presbyterian	24	1-2	0-0	0-0	7	2	4	1	1	0	2
N18	Nebraska	27	2-5	0-0	0-0	3	5	0	2	1	0	4
N19	West Virginia	17	1-2	0-0	0-0	4	3	2	1	0	0	2
N21	North Carolina	17	1-1	0-0	0-0	0	5	2	0	1	1	2
N24	Grambling State	26	2-5	0-1	0-0	6	1	3	3	1	4	4
N27	Appalachian State	30	3-5	0-0	2-2	7	1	7	1	0	0	8
D1	Western Kentucky	21	2-4	0-0	0-0	0	1	8	2	1	1	4
D4	Belmont											Did not play
D8	Missouri											Did not play
D18	SE Louisiana											Did not play
D21	MTSU											Did not play
D29	Marquette	30	3-6	0-0	1-1	8	1	5	2	0	0	7
J2	Davidson											Did not play
J8	South Carolina											Did not play
J12	Georgia											Did not play
J15	Tennessee											
J19	Ole Miss											
J22	Saint Mary's											
J27	Mississippi State											
J29	Arkansas											
F1	Florida											
F5	South Carolina											
F10	Alabama											
F12	Kentucky											
F16	Georgia											
F19	Auburn											
F22	Tennessee											
F26	LSU											
M1	Kentucky											
M5	Florida											

### Walker's Overall Statistics at Vanderbilt

Year	GP	GS	Min	Avg	FG	FGA	Pct	3FG	3FGA	Pct	FT	FTA	Pct	Off	Def	Tot	Avg	PF	FO	Ast	TO	Blk	Stl	Pts	Avg
2007-08	34	0	381	11.2	30	78	.385	2	10	.200	19	35	.543	28	40	68	2.0	57	1	36	26	11	9	81	2.4
2008-09	3	1	71	23.7	5	8	.625	0	0	.000	4	5	.800	5	9	14	4.7	6	0	4	6	4	2	14	4.7
2009-10	32	31	799	25.0	82	152	.539	2	4	.500	29	42	.690	61	111	172	5.4	91	3	81	52	29	30	195	6.1
2010-11	8	8	192	24.0	15	30	.500	0	1	.000	3	3	1.000	11	24	35	4.4	19	2	31	12	5	6	33	4.1
TOTAL	77	40	1443	18.7	132	268	.493	4	15	.267	55	85	.647	105	184	289	3.8	173	6	152	96	49	47	323	4.2

### Walker's SEC Statistics at Vanderbilt

Year	GP	GS	Min	Avg	FG	FGA	Pct	3pt	3ptA	Pct	FT	FTA	Pct	Off	Def	Tot	Avg	PF	FO	Ast	TO	Blk	Stl	Pts	Avg
2007-08	16	0	158	9.9	18	38	.474	1	5	.200	8	13	.615	13	20	33	2.1	23	0	15	6	6	3	45	2.8
2009-10	15	15	398	26.5	35	65	.538	2	4	.500	14	19	.737	30	59	89	5.9	47	2	43	31	11	12	86	5.7
TOTAL	31	15	556	17.9	53	103	.515	3	9	.333	22	32	.688	43	79	122	3.9	70	2	58	37	17	15	131	4.2

**2010-11 Vanderbilt Basketball**  
**Vanderbilt Combined Team Statistics (as of Jan 10, 2011)**  
**All games**

<b>RECORD:</b>	<b>OVERALL</b>	<b>HOME</b>	<b>AWAY</b>	<b>NEUTRAL</b>
ALL GAMES	11-3	8-0	1-2	2-1
CONFERENCE	0-1	0-0	0-1	0-0
NON-CONFERENCE	11-2	8-0	1-1	2-1

##	Player	gp-gs	min	avg	Total		3-Point		F-Throw		Rebounds				pf	dq	a	to	blk	stl	pts	avg									
					fg-fga	fg%	3fg-fga	3fg%	ft-fa	ft%	off	def	tot	avg																	
23	JENKINS, John	13-13	431	33.2	70-170	.412	42-106	.396	58-65	.892	8	28	36	2.8	15	0	8	18	4	8	240	18.5									
44	TAYLOR, Jeffery	14-14	405	28.9	68-141	.482	16-40	.400	51-70	.729	16	52	68	4.9	30	1	33	39	9	10	203	14.5									
03	EZELI, Festus	14-14	296	21.1	62-101	.614	0-0	.000	52-88	.591	39	52	91	6.5	47	2	2	20	32	10	176	12.6									
01	TINSLEY, Brad	14-14	439	31.4	45-104	.433	15-47	.319	29-39	.744	4	58	62	4.4	16	0	71	34	5	15	134	9.6									
05	GOULBOURNE, Lance	12-4	293	24.4	31-64	.484	8-20	.400	33-43	.767	23	63	86	7.2	20	0	16	19	11	9	103	8.6									
33	TCHIENGANG, Steve	14-0	256	18.3	31-61	.508	12-26	.462	21-27	.778	17	43	60	4.3	31	0	11	16	9	6	95	6.8									
45	ODOM, Rod	14-3	223	15.9	23-56	.411	14-36	.389	4-8	.500	16	28	44	3.1	25	0	6	12	3	8	64	4.6									
54	WALKER, Andre	8-8	192	24.0	15-30	.500	0-1	.000	3-3	1.000	11	24	35	4.4	19	2	31	12	5	6	33	4.1									
50	DUFFY, Joe	7-0	46	6.6	8-11	.727	3-3	1.000	6-9	.667	4	8	12	1.7	7	0	3	2	0	0	25	3.6									
11	FULLER, Kyle	14-0	209	14.9	13-40	.325	2-16	.125	2-5	.400	3	14	17	1.2	21	0	25	21	1	7	30	2.1									
12	SMART, Jordan	7-0	38	5.4	1-4	.250	1-4	.250	0-0	.000	0	7	7	1.0	2	0	4	0	0	0	3	0.4									
14	NOLL, Aaron	4-0	8	2.0	0-0	.000	0-0	.000	0-0	.000	0	2	2	0.5	0	0	0	0	0	0	0	0.0									
10	MERIWETHER, Chris	6-0	14	2.3	0-4	.000	0-1	.000	0-0	.000	0	2	2	0.3	0	0	3	1	0	0	0	0.0									
Team											15	24	39		1		1														
Total.....		14	2850		367-786	.467	113-300	.377	259-357	.725	156	405	561	40.1	234	5	213	195	79	79	1106	79.0									
Opponents.....		14	2850		335-866	.387	79-271	.292	157-241	.651	174	317	491	35.1	293	-	153	192	45	93	906	64.7									

<b>TEAM STATISTICS</b>	<b>VU</b>	<b>OPP</b>	<b>Date</b>	<b>Opponent</b>	<b>Score</b>	<b>Att.</b>
SCORING	1106	906	11/12/10	PRESBYTERIAN	w 88-47	13481
Points per game	79.0	64.7	11/18/10	vs Nebraska	w 59-49	4018
Scoring margin	+14.3	-	11/19/10	vs West Virginia	L 71-74	10127
FIELD GOALS-ATT	367-786	335-866	11/21/10	vs North Carolina	w 72-65	11575
Field goal pct	.467	.387	11/24/10	GRAMBLING STATE	w 92-59	12270
3 POINT FG-ATT	113-300	79-271	11/27/10	APPALACHIAN STATE	w 86-73	13398
3-point FG pct	.377	.292	12/01/10	WESTERN KENTUCKY	w 82-62	13577
3-pt FG made per game	8.1	5.6	12/04/10	BELMONT	w 85-76	13902
FREE THROWS-ATT	259-357	157-241	12/08/10	at Missouri	Lot 82-85	11168
Free throw pct	.725	.651	12/18/10	SOUTHEASTERN LOUISIA	w 85-52	12632
F-Throws made per game	18.5	11.2	12/21/10	at Middle Tennessee	w 72-53	6820
REBOUNDS	561	491	12/29/10	MARQUETTE	w 77-76	13604
Rebounds per game	40.1	35.1	1/02/11	DAVIDSON	w 80-52	13106
Rebounding margin	+5.0	-	* 1/8/11	at South Carolina	Lot 75-83	10439
ASSISTS	213	153				
Assists per game	15.2	10.9				
TURNOVERS	195	192				
Turnovers per game	13.9	13.7				
Turnover margin	-0.2	-				
Assist/turnover ratio	1.1	0.8				
STEALS	79	93				
Steals per game	5.6	6.6				
BLOCKS	79	45				
Blocks per game	5.6	3.2				
ATTENDANCE	105970	54147				
Home games-Avg/Game	8-13246	3-9476				
Neutral site-Avg/Game	-	3-8573				

\* - Conference game

<b>Score by Periods</b>	<b>1st</b>	<b>2nd</b>	<b>OT</b>	<b>Totals</b>
Vanderbilt	544	549	13	1106
Opponents	431	451	24	906



**2010-11 Vanderbilt Basketball**  
**Vanderbilt Combined Team Statistics (as of Jan 08, 2011)**  
**Conference games**

<b>RECORD:</b>	<b>OVERALL</b>	<b>HOME</b>	<b>AWAY</b>	<b>NEUTRAL</b>
ALL GAMES	0-1	0-0	0-1	0-0
CONFERENCE	0-1	0-0	0-1	0-0
NON-CONFERENCE	0-0	0-0	0-0	0-0

##	Player	gp-gs	min	avg	Total		3-Point		F-Throw		Rebounds				pf	dq	a	to	blk	stl	pts	avg		
					fg-fga	fg%	3fg-fga	3fg%	ft-fta	ft%	off	def	tot	avg										
23	JENKINS, John	1-1	41	41.0	7-13	.538	6-10	.600	7-7	1.000	1	4	5	5.0	1	0	1	1	0	1	27	27.0		
44	TAYLOR, Jeffery	1-1	39	39.0	4-16	.250	0-2	.000	6-7	.857	3	3	6	6.0	4	0	3	2	0	2	14	14.0		
33	TCHIENGANG, Steve	1-0	21	21.0	5-9	.556	0-1	.000	0-0	.000	1	3	4	4.0	2	0	1	1	0	0	10	10.0		
05	GOULBOURNE, Lance	1-1	38	38.0	3-7	.429	1-3	.333	2-3	.667	3	11	14	14.0	2	0	3	0	0	0	9	9.0		
03	EZELI, Festus	1-1	21	21.0	2-7	.286	0-0	.000	3-6	.500	2	2	4	4.0	5	1	0	2	1	0	7	7.0		
01	TINSLEY, Brad	1-1	39	39.0	2-7	.286	0-3	.000	0-0	.000	0	1	1	1.0	1	0	5	2	0	0	4	4.0		
45	ODOM, Rod	1-0	14	14.0	1-3	.333	0-1	.000	0-0	.000	1	3	4	4.0	1	0	1	1	0	0	2	2.0		
11	FULLER, Kyle	1-0	12	12.0	1-2	.500	0-0	.000	0-1	.000	0	0	0	0.0	1	0	0	1	0	1	2	2.0		
Team											3	0	3											
Total.....		1	225		25-64	.391	7-20	.350	18-24	.750	14	27	41	41.0	17	1	14	10	1	4	75	75.0		
Opponents.....		1	225		33-75	.440	10-27	.370	7-12	.583	19	29	48	48.0	17	-	12	9	12	4	83	83.0		

<b>TEAM STATISTICS</b>	<b>VU</b>	<b>OPP</b>	<b>Date</b>	<b>Opponent</b>	<b>Score</b>	<b>Att.</b>
SCORING	75	83	* 1/8/11	at South Carolina	Lot 75-83	10439
Points per game	75.0	83.0				
Scoring margin	-8.0	-	* - Conference game			
FIELD GOALS-ATT	25-64	33-75				
Field goal pct	.391	.440				
3 POINT FG-ATT	7-20	10-27				
3-point FG pct	.350	.370				
3-pt FG made per game	7.0	10.0				
FREE THROWS-ATT	18-24	7-12				
Free throw pct	.750	.583				
F-Throws made per game	18.0	7.0				
REBOUNDS	41	48				
Rebounds per game	41.0	48.0				
Rebounding margin	-7.0	-				
ASSISTS	14	12				
Assists per game	14.0	12.0				
TURNOVERS	10	9				
Turnovers per game	10.0	9.0				
Turnover margin	-1.0	-				
Assist/turnover ratio	1.4	1.3				
STEALS	4	4				
Steals per game	4.0	4.0				
BLOCKS	1	12				
Blocks per game	1.0	12.0				
ATTENDANCE	0	10439				
Home games-Avg/Game	0-0	1-10439				
Neutral site-Avg/Game	-	0-0				

<b>Score by Periods</b>	<b>1st</b>	<b>2nd</b>	<b>OT</b>	<b>Totals</b>
Vanderbilt	37	35	3	75
Opponents	30	42	11	83

**2010-11 Vanderbilt Basketball**  
**Vanderbilt Team Game-by-Game (as of Jan 10, 2011)**  
**All games**

**TEAM STATISTICS**

Opponent	Date	Score		Total		3-Pointers		Free throws		Rebounds				pf	a	t/o	blk	stl	pts	avg
				fg-fga	pct	3fg-fga	pct	ft-fta	pct	off	def	tot	avg							
PRESBYTERIAN	11/12/10	88-47	W	37-61	.607	9-22	.409	5-6	.833	9	31	40	40.0	10	22	10	7	6	88	88.0
vs Nebraska	11/18/10	59-49	W	18-46	.391	5-17	.294	18-26	.692	5	29	34	37.0	21	10	12	8	6	59	73.5
vs West Virginia	11/19/10	71-74	L	19-58	.328	7-26	.269	26-34	.765	15	27	42	38.7	27	9	13	5	4	71	72.7
vs North Carolina	11/21/10	72-65	W	22-47	.468	7-18	.389	21-27	.778	10	24	34	37.5	20	14	21	4	5	72	72.5
GRAMBLING STATE	11/24/10	92-59	W	27-66	.409	10-29	.345	28-37	.757	25	40	65	43.0	12	17	17	5	4	92	76.4
APPALACHIAN STATE	11/27/10	86-73	W	34-66	.515	9-22	.409	9-12	.750	14	23	37	42.0	19	20	12	6	3	86	78.0
WESTERN KENTUCKY	12/01/10	82-62	W	30-57	.526	11-23	.478	11-14	.786	9	25	34	40.9	14	23	23	4	7	82	78.6
BELMONT	12/04/10	85-76	W	22-44	.500	6-12	.500	35-45	.778	11	28	39	40.6	17	11	20	3	8	85	79.4
at Missouri	12/08/10	82-85	Lot	31-59	.525	9-25	.360	11-22	.500	8	32	40	40.6	18	15	17	10	8	82	79.7
SOUTHEASTERN LOUISI	12/18/10	85-52	W	29-56	.518	13-26	.500	14-24	.583	10	32	42	40.7	12	16	9	6	6	85	80.2
at Middle Tennessee	12/21/10	72-53	W	20-46	.435	8-23	.348	24-36	.667	7	29	36	40.3	19	11	12	6	8	72	79.5
MARQUETTE	12/29/10	77-76	W	30-63	.476	6-23	.261	11-16	.688	12	24	36	39.9	18	17	10	6	4	77	79.2
DAVIDSON	1/02/11	80-52	W	23-53	.434	6-14	.429	28-34	.824	7	34	41	40.0	10	14	9	8	6	80	79.3
at South Carolina	1/8/11	75-83	Lot	25-64	.391	7-20	.350	18-24	.750	14	27	41	40.1	17	14	10	1	4	75	79.0
Vanderbilt		1106		367-786	.467	113-300	.377	259-357	.725	156	405	561	40.1	234	213	195	79	79	1106	79.0
Opponents		906		335-866	.387	79-271	.292	157-241	.651	174	317	491	35.1	293	153	192	45	93	906	64.7

Games played: 14  
Points/game: 79.0  
FG Pct: 46.7  
3FG Pct: 37.7  
FT Pct: 72.5

Rebounds/game: 40.1  
Assists/game: 15.2  
Turnovers/game: 13.9  
Assist/turnover ratio: 1.1  
Steals/game: 5.6  
Blocks/game: 5.6

2010-11 Vanderbilt Basketball  
 Vanderbilt Opponent Game-by-Game (as of Jan 10, 2011)  
 All games

OPPONENT STATISTICS

Opponent	Date	Score		Total		3-Pointers		Free throws		Rebounds				pf	a	t/o	blk	stl	pts	avg
				fg-fga	pct	3fg-fga	pct	ft-fta	pct	off	def	tot	avg							
PRESBYTERIAN	11/12/10	88-47	W	18-55	.327	4-14	.286	7-7	1.000	6	15	21	21.0	9	6	12	3	6	47	47.0
vs Nebraska	11/18/10	59-49	W	18-51	.353	0-10	.000	13-23	.565	11	26	37	29.0	23	8	15	3	4	49	48.0
vs West Virginia	11/19/10	71-74	L	20-55	.364	6-21	.286	28-39	.718	14	28	42	33.3	27	14	10	3	3	74	56.7
vs North Carolina	11/21/10	72-65	W	22-54	.407	3-11	.273	18-27	.667	15	20	35	33.8	25	8	22	3	8	65	58.8
GRAMBLING STATE	11/24/10	92-59	W	23-71	.324	9-29	.310	4-12	.333	11	15	26	32.2	23	13	11	2	7	59	58.8
APPALACHIAN STATE	11/27/10	86-73	W	26-55	.473	7-15	.467	14-23	.609	10	20	30	31.8	14	11	12	2	8	73	61.2
WESTERN KENTUCKY	12/01/10	82-62	W	24-60	.400	4-20	.200	10-16	.625	11	21	32	31.9	14	14	22	3	12	62	61.3
BELMONT	12/04/10	85-76	W	25-56	.446	7-23	.304	19-22	.864	6	19	25	31.0	32	12	15	1	8	76	63.1
at Missouri	12/08/10	82-85	Lot	31-81	.383	8-23	.348	15-22	.682	21	24	45	32.6	21	13	10	3	8	85	65.6
SOUTHEASTERN LOUISI	12/18/10	85-52	W	21-67	.313	6-22	.273	4-6	.667	16	24	40	33.3	18	8	14	2	6	52	64.2
at Middle Tennessee	12/21/10	72-53	W	20-54	.370	5-15	.333	8-14	.571	9	25	34	33.4	28	7	15	3	7	53	63.2
MARQUETTE	12/29/10	77-76	W	32-57	.561	5-14	.357	7-13	.538	6	23	29	33.0	16	17	12	2	6	76	64.2
DAVIDSON	1/02/11	80-52	W	22-75	.293	5-27	.185	3-5	.600	19	28	47	34.1	26	10	13	3	6	52	63.3
at South Carolina	1/8/11	75-83	Lot	33-75	.440	10-27	.370	7-12	.583	19	29	48	35.1	17	12	9	12	4	83	64.7
Opponents		906		335-866	.387	79-271	.292	157-241	.651	174	317	491	35.1	293	153	192	45	93	906	64.7
Vanderbilt		1106		367-786	.467	113-300	.377	259-357	.725	156	405	561	40.1	234	213	195	79	79	1106	79.0

Games played: 14  
 Points/game: 64.7  
 FG Pct: 38.7  
 3FG Pct: 29.2  
 FT Pct: 65.1

Rebounds/game: 35.1  
 Assists/game: 10.9  
 Turnovers/game: 13.7  
 Assist/turnover ratio: 0.8  
 Steals/game: 6.6  
 Blocks/game: 3.2

**2010-11 Vanderbilt Basketball**  
**Vanderbilt Points-Rebounds-Assists (as of Jan 10, 2011)**  
**All games**

Opponent	Date	Score		01	03	05	10	11	12	14
				TINSLEY,BR	EZELI,FEST	GOULBOURNE	MERIWETHER	FULLER,KYL	SMART,JORD	NOLL,AARON
PRESBYTERIAN	11/12/10	88-47	w	11-10-10	14-6-0	5-7-0	0-0-1	6-2-2	0-0-3	0-0-0
vs Nebraska	11/18/10	59-49	w	7-6-5	2-5-0	5-1-0	DNP	0-1-0	DNP	DNP
vs West Virginia	11/19/10	71-74	L	10-4-3	8-11-0	3-7-1	DNP	2-0-2	DNP	DNP
vs North Carolina	11/21/10	72-65	w	8-2-5	15-9-1	9-8-1	DNP	2-0-0	DNP	DNP
GRAMBLING STATE	11/24/10	92-59	w	14-4-5	11-13-1	6-12-0	0-0-2	2-1-3	0-1-0	0-2-0
APPALACHIAN STATE	11/27/10	86-73	w	5-5-8	18-5-0	17-8-1	0-0-0	2-0-2	0-0-0	0-0-0
WESTERN KENTUCKY	12/01/10	82-62	w	6-3-4	14-3-0	3-3-1	0-1-0	3-1-3	0-0-0	0-0-0
BELMONT	12/04/10	85-76	w	14-5-2	24-10-0	15-6-2	DNP	0-2-2	DNP	DNP
at Missouri	12/08/10	82-85	L	7-3-3	16-9-0	11-7-5	DNP	1-1-2	DNP	DNP
SOUTHEASTERN LOUISIA	12/18/10	85-52	w	9-5-7	8-7-0	13-8-1	DNP	3-2-3	3-2-1	DNP
at Middle Tennessee	12/21/10	72-53	w	10-3-2	15-3-0	DNP	0-0-0	0-4-0	0-2-0	DNP
MARQUETTE	12/29/10	77-76	w	15-1-8	12-4-0	DNP	DNP	1-0-1	DNP	DNP
DAVIDSON	1/02/11	80-52	w	14-10-4	12-2-0	7-5-1	0-1-0	6-3-5	0-2-0	DNP
at South Carolina	1/8/11	75-83	L	4-1-5	7-4-0	9-14-3	DNP	2-0-0	DNP	DNP

Opponent	Date	Score		23	33	44	45	50	54
				JENKINS,JO	TCHIENGANG	TAYLOR,JEF	ODOM,ROD	DUFFY,JOE	WALKER,AND
PRESBYTERIAN	11/12/10	88-47	w	10-0-0	5-4-0	27-1-2	5-0-0	3-1-0	2-7-4
vs Nebraska	11/18/10	59-49	w	22-2-1	5-8-1	14-4-3	0-3-0	DNP	4-3-0
vs West Virginia	11/19/10	71-74	L	27-5-0	3-6-0	5-1-1	11-2-0	DNP	2-4-2
vs North Carolina	11/21/10	72-65	w	16-2-0	2-2-2	15-7-3	3-1-0	DNP	2-0-2
GRAMBLING STATE	11/24/10	92-59	w	22-4-2	12-7-0	4-2-1	8-8-0	9-0-0	4-6-3
APPALACHIAN STATE	11/27/10	86-73	w	21-1-0	8-0-1	3-2-1	2-3-0	2-1-0	8-7-7
WESTERN KENTUCKY	12/01/10	82-62	w	21-5-1	3-4-2	13-6-3	11-6-1	4-0-0	4-0-8
BELMONT	12/04/10	85-76	w	10-3-2	0-4-1	16-8-2	6-0-0	DNP	DNP
at Missouri	12/08/10	82-85	L	23-3-0	0-2-0	18-10-4	6-1-1	DNP	DNP
SOUTHEASTERN LOUISIA	12/18/10	85-52	w	12-1-0	15-5-0	15-5-3	7-5-0	0-0-1	DNP
at Middle Tennessee	12/21/10	72-53	w	16-3-1	8-3-2	18-4-2	3-6-2	2-5-2	DNP
MARQUETTE	12/29/10	77-76	w	13-2-0	10-9-1	19-8-1	0-0-1	DNP	7-8-5
DAVIDSON	1/02/11	80-52	w	DNP	14-2-0	22-4-4	0-5-0	5-5-0	DNP
at South Carolina	1/8/11	75-83	L	27-5-1	10-4-1	14-6-3	2-4-1	DNP	DNP