



Vanderbilt Women's Basketball

2011-12 Fact Book

2011-12 COMMODORES



3

Nadine Ndip
5-8, Fr., G
Spring, Texas



4

Maggie Morrison
5-8, Fr., G
Millersville, Md.



5

Kady Schran
5-9, Fr., G
York, Pa.



10

Christina Foggie
5-9, So., G
Mount Laurel, N.J.



11

Jasmine Lister
5-4, So., G
Corona, Calif.



12

Jordan Coleman
5-11, Sr., F
Orlando, Fla.




21

Stephanie Holzer
6-4, RSo., C
Newtown Square, Pa.



30

Elan Brown
6-0, Jr., G
Atlanta, Ga.




32

Gabby Smith
5-10, Jr., G
Cincinnati, Ohio



34

Tiffany Clarke
6-0, So., F
Duluth, Ga.



55

Clair Watkins
6-4, RFr., F
Charlotte, N.C.



Melanie Balcomb
Head Coach
Tenth Season



Vicky Picott
Assistant Coach
Tenth Season



Kim Rosamond
Assistant Coach
Fifth Season



Tom Garrick
Assistant Coach
Third Season



Chanell Thomas
Director of Operations
First Season



TABLE OF CONTENTS

Media Information

- 2 _____ Vanderbilt Athletic Communications
3 _____ Covering the Commodores

Season Outlook

- 4 _____ Roster
5 _____ Quick Facts
6-7 _____ Season Preview

Player Information

- 8-9 _____ Jordan Coleman
10-11 _____ Elan Brown
12-13 _____ Tiffany Clarke
14-15 _____ Gabby Smith
16 _____ Christina Foggie
17 _____ Stephanie Holzer
18 _____ Jasmine Lister
19 _____ Clair Watkins/Maggie Morrison
20 _____ Nadine Ndip/Kady Schran
21 _____ Commodore Superlatives

Coaching Staff & Vanderbilt Administration

- 22-24 _____ Head Coach Melanie Balcomb
25 _____ Vicky Picott/Kim Rosamond
26 _____ Tom Garrick/Chanell Thomas/Rebecca Silinski
27 _____ Support Staff
28 _____ Chancellor Nicholas Zeppos
29 _____ Vice Chancellor David Williams

2009-10 Season Review

- 30 _____ Noteworthy
31 _____ Overall Statistics
32 _____ Season Results
33 _____ Game-By-Game Team Comparison
34 _____ Team/Individual Highs/Lows
35 _____ Departed Seniors/Record at a Glance
36 _____ Last Time/NCAA Rankings
37-47 _____ Game Capsules
47 _____ 2010-11 Award Winners
48 _____ 2010-11 SEC Standings/Honors

Southeastern Conference

- 49 _____ Vanderbilt's All-Time SEC Finishes
50 _____ 2011 SEC Tournament Schedule
50 _____ Vanderbilt in 2011 SEC Statistics
50 _____ All-Time SEC Champions/Standings

NCAA Tournament

- 51 _____ The SEC in the NCAA Tournament
52 _____ Vanderbilt's NCAA Results

History and Records

- 53 _____ Vanderbilt in the Top 25
54 _____ All-Time Jersey Numbers/Letterwinners
55 _____ All-Time Roster
56-60 _____ 1,000-Point Club
60 _____ All-Time Assistant Coaches/WNBA Draft/VU HOF
61 _____ Head Coaching History
62 _____ SEC Honors
63-64 _____ Commodore Awards
65 _____ Annual Statistics
66 _____ Yearly Leaders
67 _____ USA Basketball/Kodak All-Americans
68-69 _____ Individual Game Records
70-71 _____ Individual Season Records
72-73 _____ Individual Career Records
74 _____ Team Game Records
75 _____ Team Season Records
76-77 _____ Miscellaneous Records
78-89 _____ Yearly Results
90 _____ Vanderbilt vs. Opponents
91-99 _____ Series Results
100 _____ Memorial Gym/All-Time Attendance
101 _____ Vanderbilt University
102 _____ Non-Conference Opponents
103 _____ SEC Opponents

Editorial Credits

The 2011-12 Vanderbilt women's basketball fact book was produced by the Vanderbilt athletic communications office.

Writing & Design: Ryan Schulz and Vanderbilt Creative Services

Contributors: Brandon Barca, Andy Boggs, Larry Leathers, Kyle Parkinson, Chris Weinman, Rod Williamson and past women's basketball SIDs.

Photography: Neil Brake, Daniel Dubois, Steve Green, Joe Howell, John Russell, Todd van Ernst and many unidentifiable photographers.

Printing: Franklin Graphics

Special Thanks: Vanderbilt Creative Services and past women's basketball SIDs.

FOR ADDITIONAL INFORMATION ABOUT VANDERBILT WOMEN'S BASKETBALL, PLEASE VISIT

Official Website: www.VUCommodores.com

Microsite: <http://www.vanderbilt.edu/virtualvanderbilt/Wbasketball>

Twitter: VandyWBB



MEDIA INFORMATION

The Vanderbilt Athletic Communications office welcomes your interest in the Vanderbilt women's basketball program. We will make every effort to meet your needs throughout the season. Following is information and guidelines to help you during the season and allow our coaches and players to adhere to their schedules.

Credentials

The Vanderbilt Athletic Communications office issues season media credentials to authorized full-time or specified representatives of media outlets who cover Vanderbilt basketball on a regular basis. Single-game credentials also will be available for media who cover the team less frequently, should space allow. Please e-mail or fax credential requests on company letterhead to the attention of women's basketball contact, Michael Scholl.

Credential Pick-Up

Credentials are available for pick-up at "Media Will Call" located near the playing floor at Memorial Gymnasium. Those media wishing to access "Media Will Call" should enter the service tunnel located at the end of Lot 71 behind the outfield wall of Vanderbilt's Hawkins Field baseball stadium. Proceed through the tunnel until you arrive at the "Media Will Call" table. If enough advance notice is given, credentials can be mailed or sent via next-day carrier at the expense of the media organization making the request.

Media Parking

Media parking is located inside the 25th Avenue parking garage located at the corner of 25th Avenue and Jess Neely Drive. After parking, please enter Memorial Gymnasium through the service tunnel entrance located at the end of Lot 71 behind the outfield wall of Vanderbilt's Hawkins Field baseball stadium. Vehicles parked in Lot 71 without the proper parking pass will be towed.

Media Seating

Media covering Vanderbilt basketball games are seated at various locations inside Memorial Gymnasium. 1.) A select number of seats are available on the floor, usually reserved for Nashville beatwriters and radio crews from both schools. 2.) An additional 20 seats are available inside Suite 5 located on the northside concourse, reserved for media following the visiting team and Nashville radio and television media. 3.) More than 40 seats are available in the third-level pressbox for additional media seating needs.

Media Workroom

Memorial Gymnasium's media workroom is located in the northeast corner of the facility, nearest the opponents' bench. This room will serve as a place for pregame meals as well as an area for the media to work after the game. The room is equipped with both telephone and data ports.

General Communications Possibilities

Media sitting in any location inside Memorial Gymnasium have access to the Internet via wireless connection. If you do not have capabilities for such access, please contact Michael Scholl days prior to your arrival at Memorial Gymnasium. A select number of data lines are available.

A limited number of phones are available for local and calling card calls. Please contact a member of the media relations staff if you need your own phone. A fax machine is also available on press row.

Postgame Interview Format

The Vanderbilt locker room is closed to media following the game. After a 10-minute cooling off period, Coach Balcumb will hold a press conference in the postgame media interview room located near the pregame meal room in the southwest corner of Memorial Gym. After Coach Balcumb, the opposing head coach will be brought to the interview room, followed by requested Vanderbilt players. Please make your player requests to the Vanderbilt Media Relations Office.

ATHLETIC COMMUNICATIONS STAFF



Michael Scholl
Assistant Director/
Women's Basketball SID



Ryan Schulz
Assistant Director



Brandon Barca
Director of
Online Services



Ashley Crosby
Communications
Intern



Andy Boggs
Assistant Director



Kyle Parkinson
Assistant Director



Larry Leathers
Assistant Director



Chris Weinman
Assistant Director



Rod Williamson
Director of
Communications

STAFF PHONE NUMBERS

Office: 615/322-4121 • Fax: 615/343-7064 • Press Row: 615/320-0436

SID CONTACT INFORMATION

Michael Scholl ___ 615/343-5823 (W) ___ michael.scholl@vanderbilt.edu
___ 574/876-6248 (C)
Ryan Schulz ___ 615/343-4396 (W) ___ ryan.schulz@vanderbilt.edu
Andy Boggs ___ 615/343-1847 (W) ___ andy.boggs@vanderbilt.edu
Ashley Crosby ___ 615/322-4121 (W) ___ ashley.e.crosby@vanderbilt.edu
Larry Leathers ___ 615/343-6437 (W) ___ larry.leathers@vanderbilt.edu
Kyle Parkinson ___ 615/343-0020 (W) ___ kyle.parkinson@vanderbilt.edu
Chris Weinman ___ 615/343-0019 (W) ___ chris.weinman@vanderbilt.edu
Rod Williamson ___ 615/322-4051 (W) ___ rod.williamson@vanderbilt.edu

STAFF MAILING ADDRESSES

PO Box 129001
Nashville, TN 37212

2601 Jess Neely Drive
Nashville, TN 37212



MEDIA INFORMATION

Road Interview Policy

Vanderbilt's locker room will be closed to the media at road venues. Following a cooling off period, Coach Balcomb and selected Commodore players will be available outside of the Vanderbilt locker room or in a formal postgame press conference at the discretion of the home SID.

Visiting Radio

ISDN and telephone lines are provided for visiting broadcasts. A limited number of telephone lines are available at the various media seating locations throughout the gymnasium.

General Media Policies

Interviewing the Commodores

Please coordinate all requests for player and coach interviews through Vanderbilt women's basketball athletic communications director Michael Scholl at least 24 hours in advance. Media should not contact a player or coach directly.

Practice Coverage

Vanderbilt players and coaches are available for interviews prior to practices on designated days. Practice schedules are sent via e-mail to media multiple times each week during the season to help facilitate coverage. Contact Michael Scholl if you wish to receive these updates. Player interviews typically begin 45 minutes before practice at Memorial Gymnasium. Interviews with Coach Balcomb follow. Media are typically allowed to attend practices. Gameday walk-throughs are closed to the media at both Memorial Gymnasium and all road venues.

www.VUCommodores.com

The official web site of Vanderbilt Student Athletics has all of your information needs. Pregame notes, including updated statistics, can be easily downloaded in PDF format. Following each contest is a game summary, box-score, and postgame notes and quotes.

Vanderbilt Games on the Radio and Internet

Vanderbilt basketball can be heard live on WNSR-AM 560. Selected games will also be carried on networks of affiliate stations across the mid-state area.

Charlie Mattos returns for his 17th year as the voice of the Commodores. All games will be streamed and archived on the internet at the Commodores' official web site, vucommodores.com.

You can also keep up with the Commodores on the internet through Gametracker live stats. Just check the women's basketball schedule page for the "live stats" link for a running box score throughout the game.

Photography

All photographers are restricted to the designated areas along the baseline opposite the home and visitor benches and must sign an affidavit agreeing to the SEC's new policy concerning photography. Strobe lights may not be installed in Memorial Gymnasium without permission from the Vanderbilt Athletic Communications office. When using photo images provided by the Vanderbilt Athletic Communications office, please credit: Vanderbilt Photography.

Guidelines for Granting Media Credentials to Online Media Representatives

The following is a set of guidelines that the Vanderbilt University Athletic Communications Office will use as a basis for issuing media credentials to independent online media representatives (bloggers). Overall, Vanderbilt University strives to work with individuals who adhere to professional standards, demonstrate transparency in their operations, and regularly produce quality content. While what follows shall serve as a guideline, they may be altered for certain events when necessary and are subject to regulations set forth by the Southeastern Conference and/or the NCAA.

- Individuals associated with a web-only media outlet may apply for credentials on a game-by-game basis unless otherwise specified. Requests for credentials must be sent via e-mail, fax or in writing to the requested Athletic Communications Director and be received at least three (3) business days prior to the event. Request should include applicant's legal name, company or blog they are representing, a mailing address and website address.
- The Athletic Communications Office requires that a requesting outlet possess its own domain name (.com, .net, etc.) and will not accept requests from sites based on free services (blogspot, wordpress, etc.).
- First time applicants must submit traffic/subscriber data from an independent source in order to be considered. Sites with fewer than 25,000 legitimate unique visitors per month are not eligible for football or men's basketball credentialing. Sites with fewer than 7,500 legitimate unique visitors per month are not eligible for women's basketball credentialing.
- In the interest of protecting the Vanderbilt University fan base, we require that all applicants that give users ability to submit comments and/or place cookies on user's computers supply a privacy policy that describes in full how the data collected through such activities is used or disseminated.
- Athletic Communications seeks to perpetuate the program and sport being credentialed and therefore prefers to work with online media outlets with an established track record covering our school, our conference or the requested sport. In the request, please provide a short summary of previous relevant experience, if any.
- As a general guideline, we would like to work with outlets that have been in continuous operation for at least 3-6 months. Additionally, an average of 3-5 substantive postings per week is expected in season from applicant web sites.
- Obtaining media credentials is an opportunity to interview players and team officials for legitimate media purposes only. Bloggers who are granted access to the press box and other areas inside the venue are expected to act professionally and adhere to all SEC and NCAA-mandated media guidelines at all times.
- The standard of professionalism also extends to content posted on the requesting website, whether posted by the requester, user or other agent. Profanity, racial or sexual comments will not be tolerated from credentialed outlets.
- No credentials will be issued to individuals under the age of 18.
- Vanderbilt University reserves the right of its personnel to deny or revoke credentials without notice and an individual shall surrender their credential upon request for violating the policies and/or safety procedures of security personnel, Vanderbilt University, the Southeastern Conference, or the NCAA.



SEASON OUTLOOK

2011-12 Numerical Roster

No.	Name	Pos	Ht	Cl.	Letters	Hometown (Previous Schools)
3	Nadine Ndip	G	5-8	Fr.	HS	Spring, Texas (Klein)
4	Maggie Morrison	G	5-8	Fr.	HS	Millersville, Md. (Archbishop Spalding)
5	Kady Schrann	G	5-9	Fr.	HS	York, Pa. (York Catholic)
10	Christina Foggie	G	5-9	So.	1L	Mount Laurel, N.J. (Lenape Regional)
11	Jasmine Lister	G	5-4	So.	1L	Corona, Calif. (Santiago)
12	Jordan Coleman	F	5-11	Sr.	3L	Lake Mary, Fla. (Lake Mary)
21	Stephanie Holzer	C	6-4	RSO.	1L	Newtown Square, Pa. (Cardinal O'Hara)
30	Elan Brown	G	6-0	Jr.	2L	Atlanta, Ga. (Woodward Academy)
32	Gabby Smith	G	5-10	Jr.	2L	Cincinnati, Ohio (Mount Notre Dame)
34	Tiffany Clarke	F	6-0	Jr.	2L	Duluth, Ga. (Norcross)
55	Clair Watkins	F	6-4	Fr.	RS	Charlotte, N.C. (Butler)

2011-12 Alphabetical Roster

No.	Name	Pos	Ht	Cl.	Letters	Hometown (Previous Schools)
30	Elan Brown	G	6-0	Jr.	2L	Atlanta, Ga. (Woodward Academy)
34	Tiffany Clarke	F	6-0	Jr.	2L	Duluth, Ga. (Norcross)
12	Jordan Coleman	F	5-11	Sr.	3L	Lake Mary, Fla. (Lake Mary)
10	Christina Foggie	G	5-9	So.	1L	Mount Laurel, N.J. (Lenape Regional)
21	Stephanie Holzer	C	6-4	RSO.	1L	Newtown Square, Pa. (Cardinal O'Hara)
11	Jasmine Lister	G	5-4	So.	1L	Corona, Calif. (Santiago)
4	Maggie Morrison	G	5-8	Fr.	HS	Millersville, Md. (Archbishop Spalding)
3	Nadine Ndip	G	5-8	Fr.	HS	Spring, Texas (Klein)
5	Kady Schrann	G	5-9	Fr.	HS	York, Pa. (York Catholic)
32	Gabby Smith	G	5-10	Jr.	2L	Cincinnati, Ohio (Mount Notre Dame)
55	Clair Watkins	F	6-4	Fr.	RS	Charlotte, N.C. (Butler)

COACHING STAFF

Head Coach:	Melanie Balcomb, 10th year (Trenton State, 1984)
Assistant Coaches:	Vicky Picott, 10th year (Rutgers, 1992)
	Kim Rosamond, 5th year (Ole Miss, 1998)
	Tom Garrick, 3rd year (Rhode Island, 1989)
Director of Basketball Operations:	Chanell Thomas, 1st year (Vanderbilt, 2005)
Graduate Assistant:	Rebecca Silinski, 1st year (Vanderbilt, 2011)
Certified Athletic Trainer:	Michele Loftis
Strength & Conditioning Coach:	Tasha Weddle
Administrative Assistant:	Vicki Spina

PRONUNCIATION GUIDE

Melanie BALCOMB	BALL-come
ELAN Brown	EE-lahn
Christina FOGGIE	Foe-GEE
Nadine NDIP	IN-Dip
Vicky PICOTT	PIE-cut

ROSTER BY CLASS

Seniors (1)

Jordan Coleman..... Lake Mary, Fla.

Juniors (3)

Elan BrownAtlanta, Ga.

Tiffany ClarkeDuluth, Ga.

Gabby Smith..... Cincinnati, Ohio.

Redshirt Sophomore (1)

Stephanie Holzer... Newtown Square, Pa.

Sophomores (3)

Christina Foggie.....Mount Laurel, N.J.

Jasmine Lister..... Corona, Calif.

Gabby Smith..... Cincinnati, Ohio.

Redshirt Freshman (1)

Clair Watkins..... Charlotte, N.C.

Freshmen (3)

Maggie Morrison..... Millersville, Md.

Nadine Ndip..... Spring, Texas

Kady Schrann York, Pa.

ROSTER BY HEIGHT

Stephanie Holzer 6-4

Clair Watkins..... 6-4

Elan Brown 6-0

Tiffany Clarke 6-0

Jordan Coleman..... 5-11

Gabby Smith..... 5-10

Christina Foggie..... 5-9

Kady Schrann 5-9

Maggie Morrison..... 5-8

Nadine Ndip..... 5-8

Jasmine Lister..... 5-4



SEASON OUTLOOK

GENERAL INFORMATION

Location _____ Nashville, Tenn.
 Founded _____ 1873
 Enrollment _____ 6,831
 Nickname _____ Commodores
 Colors _____ Black & Gold
 Arena (Capacity) _____ Memorial Gymnasium (14,316)
 Press Row Phone _____ (615) 320-0436
 Affiliation _____ NCAA Division I
 Conference _____ Southeastern
 Chancellor _____ Nicholas S. Zeppos
 Vice Chancellor _____ David Williams II
 Faculty Representative _____ Richard McCarty
 Senior Woman Administrator _____ Candice Storey Lee
 Website _____ vuc commodores.com

COACHING STAFF

Head Coach _____ Melanie Balcomb
 Alma Mater _____ Trenton State (1984)
 Record at Vanderbilt _____ 215-84 (10th Season)
 Career Record _____ 378-188 (19th Season)
 Assistant Coaches _____ Vicky Picott (Rutgers, 1992)
 _____ Kim Rosamond (Mississippi, 1998)
 _____ Tom Garrick (Rhode Island, 1989)
 Director of Basketball Ops _____ Chanell Thomas (Vanderbilt, 2005)
 Graduate Assistant _____ Rebecca Silinski (Vanderbilt, 2011)

TEAM INFORMATION

2010-11 Overall Record _____ 20-12
 2011 Conference Record _____ 10-6
 2011 Conference Finish _____ 3rd
 2011 Postseason _____ NCAA First Round
 _____ lost Louisville, 62-81 first round
 2011 Final Ranking _____ NR (AP) / NR (ESPN)
 Letterwinners Returning/Lost _____ 7 / 5
 Starters Returning/Lost _____ 3 / 2
 Newcomers _____ 4

VANDERBILT WOMEN'S BASKETBALL HISTORY

First Year of Basketball _____ 1977
 Overall All-Time Record _____ 716-348
 Overall SEC Record _____ 201-144
 NCAA Tournament Appearances/last appearance _____ 24/2011
 Overall NCAA Tournament Record _____ 37-24
 All-Time Home Record _____ 396-92

ATHLETIC COMMUNICATIONS

Director _____ Rod Williamson
 Office Phone _____ (615) 322-4051
 Assistant Director/WBB Contact _____ Michael Scholl
 Office Phone _____ (615) 343-5823
 E-mail. _____ michael.scholl@vanderbilt.edu
 Athletic Communications Fax _____ (615) 343-7064
 Mailing Address _____ 2601 Jess Neely Drive, Nashville, TN 37212

RADIO STATION/NETWORK

WNSR _____ Nashville Sports Radio 560 AM
 WBB Announcer/Play-by-play _____ Charlie Mattos
 Phone _____ (615) 844-5600
 Address _____ 1815 Division St., Nashville, TN 37203

2011-12 SCHEDULE

Date	Opponent	Time
Sat., Nov. 5	CLAYTON STATE (Exhibition)	5 p.m.
Fri., Nov. 11	ALABAMA A&M	6 p.m.
Mon., Nov. 14	WESTERN ILLINOIS	7 p.m.
Wed., Nov. 16	USC UPSTATE	7 p.m.
Tue., Nov. 22	SAM HOUSTON STATE	7 p.m.

Vanderbilt Thanksgiving Tournament - Memorial Gym

Fri., Nov. 25	LIPSCOMB	2 p.m.
	Liberty vs. Oklahoma	4 p.m.
Sat., Nov. 26	Consolation Game	2 p.m.
	Championship Game	4 p.m.

Wed., Nov. 30	at Austin Peay	7 p.m.
Fri., Dec. 2	DENVER	7 p.m.
Sun., Dec. 4	HIGH POINT	2 p.m.
Wed., Dec. 7	at UT Martin	7 p.m.
Sun., Dec. 18	at N.C. State	1 p.m.
Thu., Dec. 22	FLORIDA STATE	7 p.m.
Thu., Dec. 29	WESTERN CAROLINA	7 p.m.
Thu., Jan. 5	at South Carolina *	6 p.m.
Sun., Jan. 8	OLE MISS *	2 p.m.
Thu., Jan. 12	AUBURN *	7 p.m.
Sun., Jan. 15	at Tennessee *	6 p.m.
Thu., Jan. 19	at Arkansas *	7 p.m.
Sun., Jan. 22	SOUTH CAROLINA *	2 p.m.
Thu., Jan. 26	GEORGIA *	7 p.m.
Sun., Jan. 29	LSU *	2 p.m.
Thu., Feb. 2	at Auburn *	6 p.m.
Sun., Feb. 5	at Mississippi State *	2 p.m.
Thu., Feb. 9	TENNESSEE *	7 p.m.
Sun., Feb. 12	at Georgia *	1 p.m.
Thu., Feb. 16	FLORIDA *	7 p.m.
Mon., Feb. 20	at Kentucky *	8 p.m.
Thu., Feb. 23	at LSU *	7 p.m.
Sun., Feb. 26	ALABAMA *	2 p.m.

Thu-Sun., March 1-4	SEC Tournament (Bridgestone Arena, Nashville)	
Sat.-Tue., March 17-20	NCAA TOURNAMENT 1ST & 2ND ROUNDS ^	TBA
Sat.-Tue., March 26-29	NCAA Tournament Regionals	TBA
Sun.-Tue., April 1-3	NCAA Final Four (Pepsi Center, Denver, Colo.)	TBA

* Southeastern Conference Game

HOME GAMES will be played at Memorial Gymnasium

^ - Memorial Gym, Nashville



SEASON OUTLOOK

Season Preview

While the challenges have differed from season-to-season during Melanie Balcomb's tenure as head coach at Vanderbilt, the results have been the same – nine seasons, nine NCAA Tournament appearances. As Balcomb enters season number 10, she faces a new challenge, but looks to capture that same result.

The 2011-12 Commodores return a unique blend of youth and experience. The roster shows just one senior, but Vanderbilt boasts four players (juniors Tiffany Clarke and Elan Brown, sophomores Jasmine Lister and Stephanie Holzer) who earned SEC All-Freshman honors during their respective rookie campaigns, as well as last season's SEC Sixth Woman of the Year (Holzer).

The Schedule

Building a team comprised mostly of juniors and sophomores, Balcomb knows she must prepare early for the battles of the SEC that will come when the calendar flips to 2012. To that end, the non-conference schedule is highlighted by visits from Oklahoma and Florida State, while the Commodores will travel to NC State.

"You don't want to go into the SEC not having played

any BCS conference teams on the road, or at home for that matter," said Balcomb on her scheduling philosophy. "You don't want to play a conference team without having played that type of size and athleticism."

In addition to the three BCS conference opponents, the Commodores will travel to Austin Peay and UT-Martin before embarking on Southeastern Conference play.

The SEC schedule is one of the toughest Vanderbilt has faced during Balcomb's time in Nashville, featuring repeat opponents in perennial league powers Tennessee, LSU and Georgia, as well as two match-ups with South Carolina.

"We've never had LSU, Georgia and Tennessee, who've consistently been along with us in the top-four in the league," said Balcomb. "To have LSU, Georgia, Tennessee and South Carolina twice is by far the toughest schedule we've had in-conference."

The Commodores also hope to benefit from the fact they can remain in Nashville during the postseason through the first two rounds of the NCAA Tournament. The 2012 SEC Tournament will again be held at Nashville's Bridgestone Arena, while Vanderbilt will host the first and second rounds of the NCAA Division I Women's Basketball Championship at Memorial Gym.

The Backcourt

Guard play will again be a strength of Balcomb's team, as they will often play with three guards, led by sophomore Jasmine Lister. Lister led the team in scoring with 11.8 points per game, while adding 103 assists and serving as the team's top three-point threat with a 36.7 percentage.

"Jasmine played a lot of point as a freshman," said Balcomb. "She's playing this year with another level of confidence. She looks like a veteran and she'll play point as well as two-guard."

Lister's ability to slide to the two is keyed by the addition of freshmen guards Maggie Morrison and Kady Schran.

"What's going to be different is that all three (Lister, Morrison and Schran) of them can play one or two," Balcomb said. "It's new for us, in that we'll have one sophomore and two freshmen playing a lot in the backcourt."

The Commodores also will get contributions at shooting guard from junior Gabby Smith and sophomore Christina Foggie.

"Christina and Gabby really give us that veteran shooting presence to pair with our other young guards," Balcomb said.

The versatile Foggie averaged 9.9 points per game, but only saw action in 21

SEASON OUTLOOK

contests after battling a pair of concussions.

"Christina had 27 points in her first game, but then was in and out of the lineup," Balcomb explained. "She's really become stronger and she was already one of our best athletes."

Smith returns as one of the team's leading three-point shooters after posting a 33.9 percentage from beyond the arc last season. She will see action at guard, as well as some time at small forward.

"Gabby came as a shooter, but (in practice) she actually volunteered to play some small forward and it went really well," Balcomb said.

In addition, junior Elan Brown play guard and small forward. Brown appeared in all but one game last season, averaging 3.9 points per game.

"Elan started playing some three and four, but has played almost all small forward in preseason," Balcomb explained. "She'll give us a little more post play, while Gabby will give us more guard play."

The final component of the backcourt is freshman Nadine Ndip. Ndip, a walk-on, brings some extra athleticism and work ethic to practice.

"I love her. She plays defense, she's scrappy and is a great teammate," Balcomb said.

The Frontcourt

The Commodores return two key members of their front line in junior Tiffany Clarke and redshirt sophomore Stephanie Holzer.

Clarke's development became evident at the end of the 2010-11 season, as she led the team in rebounds in three of the final four regular season contests, before leading the squad in points and rebounds in both SEC Tournament games and earning a spot on the All-Tournament Team.

"Tiffany Clarke had a really solid last five or six games and played at a very high level," said Balcomb. "We're expecting really big things from Tiffany this year if she continues developing that consistency."

Holzer was named SEC Sixth Woman of the Year last season. She averaged 12.1 points and 6.4 rebounds per game during SEC play, appearing in all 16 games off the bench.

"Steph can face-up better than anyone we have in the post and she can play with her back to the basket better than anyone we have in the post," Balcomb said. "She's very efficient with her minutes and we're hoping to get more minutes out of her. She's in much better shape, stronger and healthier than she was a year ago."

Balcomb feels Holzer's development could be the most important factor for the team this season, while pointing out that the ceiling is quite high for the sophomore.

"If she can keep herself on the floor, she could be one of the best post players to ever play here, hands down," Balcomb said. "The more we can keep Steph Holzer on the floor, the better. She changed the game, which is why she got sixth woman. We didn't need her at the start of games, we needed her to finish games."

Another wildcard is red-shirt freshman Clair Watkins. Watkins suffered a knee injury during preseason and missed all of last season, but once she develops, she will be able to contribute.

"Clair has to adjust to the physicality of college ball and when she does that, she'll help us right away," said Balcomb. "She's very skilled. She can shoot, face-up and play with her back to the basket. She suits us very well."

The expectations have risen to the point at Vanderbilt where each season, the goal is to compete for an SEC championship and make a run in the NCAA Tournament. This season is no different and the mix of youth and experience should help to meet that standard as Vanderbilt looks for its 13th consecutive NCAA bid.



PLAYER INFORMATION



Jordan Coleman

12

Senior Forward
6' 1"
Orlando, Fla.
Lake Mary HS

2010-11 (Junior) ★ Started first seven SEC games ... Made first start of season at Ole Miss, playing a season-best 24 minutes, contributing five points and five rebounds ... Led the team with six rebounds against Southern Illinois ... Played 21 minutes at Denver ... Played 17 minutes, collecting seven rebounds at Bowling Green ... Scored four points in 15 minutes against Quinnipiac.

2009-10 (Sophomore) ★ Suffered an injury to her left knee in the closing minutes of win at Wright State which kept her out for the remainder of the 2009-10 season... Averaged 7.4 points and 6.4 rebounds in seven games ... Eight points, seven rebounds and three steals against the Raiders... Has played more than 20 minutes in past six games... Scored career-high 17 points in victory over Austin Peay... First double-figures scoring output of her career included perfect 7-of-7 from the charity stripe... Pulled 10 rebounds for the first time in her career at Saint Joseph's... Also scored six point and had three steals against the Hawks... On the floor for a career-high 26 minutes in Philadelphia... Four points, four assists and eight rebounds against UC Riverside... Five points, six rebounds and three steals at Southern Illinois... Made first career start against Lehigh, scoring personal-best eight points in 14 minutes.

2008-09 (Freshman) ★ Saw action in 19 games as a freshman, expanding her role as the season went on... Saw first action of her collegiate career against Davidson after nursing a leg injury during Vanderbilt's first five games... Scored three points in VU debut, making only field-goal attempt... Also hit only shot in second game against Virginia Tech... Scored four points against Radford... Made 2-of-3 field goals, including first miss of the year... Notched four points and two rebounds in four minutes vs. Alabama... Played 10 strong minutes in the SEC semifinals which included four rebounds, a layup, and great screen that freed Christina Wirth for a three in the corner... Season-high 14 minutes in first round NCAA win over Western Carolina included four points and personal-best six rebounds... Also saw action in second round win over Kansas State and versus Maryland in the Sweet 16.

HIGH SCHOOL (Lake Mary) ★ A four-year starter for Coach Carl Brown's Rams... Led the team in scoring for three of her four seasons, averaging 13.6 points per game over her career... Helped lead Lake Mary to a 6A State Championship in 2006, and was named Most Valuable Player of that tournament... Paced the Rams in rebounding for all four of her varsity seasons... Set school records for rebounds in a game (24) and in a season (341)... Three-time first-team All-Florida selection in basketball, also was so lauded in track & field following her sophomore and senior seasons.... Placed second in the state triple jump as a sophomore before returning her senior season to claim the title... Won seven Florida AAU championships as part of the Orlando Comets Red... Youngest member of the squad's 2006 AAU National Championship

Career Highs

Points:	17	Austin Peay (11/27/09)
FG Made:	5	Austin Peay (11/27/09)
FG Atts:	8	Austin Peay (11/27/09)
3FG Made:	0	N/A
3FG Atts:	0	N/A
FT Made:	7	Austin Peay (11/27/09)
FT Atts:	7	Austin Peay (11/27/09)
Rebounds:	10	at St. Joe's (11/24/09)
Assists:	4	UC Riverside (11/20/09)
Blocks:	1 (6x)	last at Denver (12/5/10)
Steals:	3 (3x)	last at Wright State (12/2/09)
Minutes:	26 (2x)	last Austin Peay (11/27/09)

team.

ACADEMICS ★ Working toward a degree in communication studies from the college of arts and sciences.

PERSONAL ★ Daughter of Marcella and Kurt Coleman... One of four siblings... Older brother, Jaret and younger brother Malcolm... Also has younger sister, Lanieri... Father is a professional scuba instructor and member of Alpha Phi Alpha fraternity... Chose to pursue college basketball over exploring talents in art and track... Maintained a 3.84 GPA through her high school career.

COLEMAN'S CAREER STATISTICS

Season	GP - GS	Min - Avg	FG - FGA	Pct	3FG - FGA	Pct	FT - FTA	Pct	-- Rebounds --				PF - FO	A	TO	Blk	Stl	Pts - Avg
									Off	Def	Tot	Avg						
2008-09	19 - 0	108 - 5.7	10 - 28	.357	0 - 0	.000	9 - 16	.563	14	18	32	1.7	19 - 0	1	6	0	2	29 - 1.5
2009-10	7 - 7	152 - 21.7	17 - 33	.515	0 - 0	.000	18 - 20	.900	16	29	45	6.4	11 - 0	9	7	4	15	52 - 7.4
2010-11	23 - 7	229 - 10.0	6 - 13	.462	0 - 0	.000	8 - 14	.571	20	35	55	2.4	36 - 0	10	13	5	7	20 - 0.9
TOTAL	49 - 14	489 - 10.0	33 - 74	.446	0 - 0	.000	35 - 50	.700	50	82	132	2.7	66 - 0	20	26	9	24	101 - 2.1

PLAYER INFORMATION

2010-11	Min	FG-A	3G-A	FT-A	O-D-T	PF	A	TO	Blk	Stl	Pts
HOWARD	5	0-0	0-0	0-0	0-2-2	0	0	1	0	1	0
SAMFORD	3	0-0	0-0	0-0	0-0-0	1	0	0	0	0	0
at Florida State	8	0-1	0-0	0-0	0-2-2	0	0	0	0	0	0
QUINNIPIAC	15	1-1	0-0	2-5	0-2-2	2	1	2	0	0	4
PRINCETON	3	0-0	0-0	0-0	1-0-1	0	0	0	0	1	0
at Bowling Green	17	0-1	0-0	0-0	4-3-7	2	3	1	1	0	0
at Denver	21	0-0	0-0	1-2	2-2-4	4	0	4	1	0	1
SOUTHERN ILL.	15	0-0	0-0	0-0	2-4-6	1	1	0	0	0	0
UT MARTIN	12	2-2	0-0	0-0	1-3-4	2	0	1	0	0	4
at Duquesne	-DNP-										
WESTERN KY	12	0-0	0-0	0-0	0-4-4	4	1	0	1	0	0
vs. Delaware	12	1-1	0-0	0-1	2-2-4	1	0	0	0	0	2
at Virginia Tech	5	0-0	0-0	0-0	1-0-1	1	0	0	0	0	0
at Ole Miss*	24	2-6	0-0	1-2	1-4-5	3	3	0	0	2	5
MISS. ST.*	13	0-1	0-0	2-2	2-1-3	2	1	0	1	0	2
AUBURN*	11	0-0	0-0	0-0	1-2-3	3	0	1	0	2	0
at Alabama*	13	0-0	0-0	0-0	0-2-2	0	0	0	1	0	0
at Tennessee*	17	0-0	0-0	0-0	1-1-2	3	0	0	0	1	0
ARKANSAS*	7	0-0	0-0	0-0	0-1-1	1	0	0	0	0	0
at Kentucky*	9	0-0	0-0	0-0	1-0-1	4	0	3	0	0	0
OLE MISS	4	0-0	0-0	0-0	1-0-1	0	0	0	0	0	4
LSU	-DNP-Knee										
at Florida	1	0-0	0-0	0-0	0-0-0	0	0	0	0	0	0
at Georgia	-DNP-										
TENNESSEE	-DNP-										
at Miss. St.	-DNP-										
KENTUCKY	1	0-0	0-0	2-2	0-0-0	2	0	0	0	0	2
FLORIDA	-DNP-										
at South Caro.	-DNP-										
vs. Miss. St.	-DNP-										
vs. Kentucky	1	0-0	0-0	0-0	0-0-0	0	0	0	0	0	0
vs. Louisville	-DNP-										
2009-10	Min	FG-A	3G-A	FT-A	O-D-T	PF	A	TO	Blk	Stl	Pts
LEHIGH*	14	3-4	0-0	2-2	2-2-4	0	0	0	0	2	8
@ SIU*	20	1-4	0-0	3-4	2-4-6	1	2	1	1	3	5
UC RIVERSIDE*	21	2-5	0-0	0-0	2-6-8	1	4	1	0	1	4
@ St. Joe's*	26	1-4	0-0	4-5	1-9-10	3	1	3	1	3	6
APSU*	26	5-8	0-0	7-7	3-2-5	0	0	1	0	1	17
NCSU*	24	1-4	0-0	2-2	2-3-5	4	0	1	1	2	4
@ Wright St.*	21	4-4	0-0	0-0	4-3-7	2	2	1	1	3	8
2008-09	Min	FG-A	3G-A	FT-A	O-D-T	PF	A	TO	Blk	Stl	Pts
DAVIDSON	9	1-1	0-0	1-3	1-0-1	2	0	0	0	0	3
VA. TECH	7	1-1	0-0	0-0	0-1-1	1	0	1	0	0	2
RADFORD	10	2-3	0-0	0-0	2-2-4	2	0	0	0	1	4
at CSF	3	0-0	0-0	0-0	1-0-1	1	0	0	0	0	0
at UC-R	3	0-1	0-0	0-0	0-0-0	0	0	0	0	0	0
TSU	6	0-1	0-0	2-4	0-0-0	3	0	3	0	0	2
UT-MARTIN	9	1-2	0-0	3-4	4-2-6	1	0	0	0	0	5
LIBERTY	5	0-3	0-0	0-0	0-1-1	0	0	1	0	0	0
at Iowa State	5	0-0	0-0	0-0	0-1-1	0	0	0	0	0	0
at Georgia	5	0-1	0-0	0-1	1-2-3	0	0	0	0	0	0
at So. Carolina	3	0-0	0-0	0-0	0-0-0	0	0	0	0	0	0
ARKANSAS	2	0-1	0-0	0-0	0-0-0	0	0	0	0	0	0
ALABAMA	4	1-4	0-0	2-2	1-1-2	1	1	0	0	0	4
at Tennessee	4	0-0	0-0	0-0	0-0-0	1	0	0	0	0	0
vs. LSU	10	1-2	0-0	0-0	0-4-4	2	0	0	0	1	2
vs. Auburn	2	0-0	0-0	0-0	1-0-1	0	0	0	0	0	0
vs. WCU	14	2-3	0-0	0-0	2-4-6	3	0	1	0	0	4
vs. K-State	3	1-2	0-0	1-2	1-0-1	0	0	0	0	0	3
vs. Maryland	4	0-3	0-0	0-0	0-0-0	2	0	0	0	0	0





PLAYER INFORMATION



Elan Brown

30

Junior Guard
6' 0"
Atlanta, Ga.
Woodward Academy

2010-11 (Sophomore) ★ Played her best basketball at the end of the season ... Averaged 3.9 points, 3.3 rebounds and finished second on the team with 29 steals, while averaging 15.7 minutes ... Made third start of season in NCAA Tournament game against Louisville ... Scored 10 points and had four rebounds in SEC semifinals against Kentucky ... Eight first-half points in SEC Tournament quarterfinals against Mississippi State ... Scored 12 points and collected eight rebounds in 22 minutes at South Carolina ... Notched second double-double of career and season against Ole Miss on Jan. 30, collecting 11 points and 11 rebounds ... Tied career high with 32 minutes played and also tied career marks in assists and blocks against Ole Miss ... Played season-high 31 minutes against Arkansas ... Scored six points and grabbed five rebounds in 28 minutes at Duquesne ... Made 5-of-8 field goals to finish with 11 points against UT Martin ... Posted first double-double of career against Quinnipiac, setting a career high in points (18) and tying a career high in rebounds (10).

2009-10 (Freshman) ★ SEC All-Freshmen team ... Averaged 4.8 points and 3.3 rebounds ... Started 10 games ... Volunteered to play forward after injuries thinned VU's front line ... Paired a team-high 10 rebounds with eight points at Ole Miss... Career-high 16 points in SEC win at Arkansas included 4-of-6 from long range... Eight points and seven rebounds in starting role against Alabama... Four points and career-high two blocks against Mississippi State... Seven points and six rebounds in win at Auburn... Ten points including 4-of-9 shooting from the field at No. 4 Tennessee... Scored 11 points in win over No. 6 Georgia on 5-of-7 shooting... Her first game in double-figures also included three steals... Career high's at Kentucky included eight rebounds and four steals and 27 minutes played... Seven points and four rebounds in SEC opener vs. Ole Miss... Made her first career start against Western Kentucky, playing a personal-high 25 minutes, scoring four points and pulling five rebounds... Started the second half against Bowling Green but was limited to 13 total minutes due to four fouls... Seven points and four rebounds against Austin Peay... Eight points and four steals against UC Riverside... Three steals and five points in her road game debut including 3-of-4 free throws... Scored seven points in her collegiate debut and played 24 minutes before fouling out.

HIGH SCHOOL (Woodward) ★ Four-year starter for Coach Jonathan Merrill's War Eagles... Helped lead team to regional championships in 2006 and 2009... Named All-Region in 2008... Joined the school's 1,000-point club in 2009... Named Most Improved Player in 2006... Best Offensive Player in 2007 and 2008... Most Valuable Player in 2009... Also lettered in track and field... Played her club ball for Coach Charles Huddleston's Georgia Metros, where she was a teammate of Tiffany Clarke... Metros were Nike Nationals Silver Division champions in 2008.

Career Highs

Points:	18	Quinnipiac (11/26/10)
FG Made:	6 (2x)	last Quinnipiac (11/26/10)
FG Atts:	11 (3x)	last Ole Miss (1/30/11)
3FG Made:	4	at Arkansas (1/31/10)
3FG Atts:	9	Howard (11/14/10)
FT Made:	5 (2x)	last at South Carolina (2/27/11)
FT Atts:	6 (2x)	last at South Carolina (2/27/11)
Rebounds:	11	Ole Miss (1/30/11)
Assists:	3 (5x)	last Ole Miss (1/30/11)
Blocks:	2 (4x)	last Ole Miss (1/30/11)
Steals:	5	vs. Louisville (3/20/11)
Minutes:	32 (2x)	last Ole Miss (1/30/11)

ACADEMICS ★ Enrolled in the college of arts and science as a psychology major.

PERSONAL ★ Elan Laurent Brown... Born July 11, 1991 in Atlanta, Ga.... Daughter of Lori Metoyer and Geoffrey Brown... Has one older sister, Vienne... Earned the Silver Eagle Award for maintaining a GPA of better than 3.2 from ninth through 12 grade.

BROWN'S CAREER STATISTICS

Season	GP - GS	Min- Avg	FG - FGA	Pct	3FG - FGA	Pct	FT - FTA	Pct	-- Rebounds --				PF - FO	A	TO	Blk	Stl	Pts - Avg
									Off	Def	Tot	Avg						
2009-10	32 - 10	551- 17.2	61 - 170	.359	19 - 60	.317	11 - 19	.579	40	64	104	3.3	78 - 3	22	35	8	25	152 - 4.8
2010-11	31 - 3	488- 15.7	42 - 116	.362	11 - 46	.239	26 - 31	.839	44	58	102	3.3	58 - 2	19	34	11	29	121 - 3.9
TOTAL	63 - 13	1039- 16.5	103 - 286	.360	30 - 106	.283	37 - 50	.740	84	122	206	3.3	136 - 5	41	69	19	54	273 - 4.3



PLAYER INFORMATION

2010-11	Min	FG-A	3G-A	FT-A	O-D-T	PF	A	TO	Blk	Stl	Pts
HOWARD*	28	1-10	1-9	0-0	1-3-4	3	2	0	2	2	3
SAMFORD*	29	1-3	0-2	0-0	0-1-1	3	0	2	0	3	2
at Florida State	4	0-0	0-0	0-0	1-0-1	0	0	1	0	0	0
QUINNIPAC	20	6-11	1-2	5-6	4-6-10	3	2	0	0	3	18
PRINCETON	13	0-0	0-0	0-0	0-2-2	1	1	1	0	1	0
at Bowling Green	10	1-2	1-1	0-0	0-1-1	1	0	1	0	0	3
at Denver	18	0-5	0-3	0-0	1-0-1	2	1	0	1	2	0
SOUTHERN ILL.	8	1-2	0-0	0-0	0-1-1	1	0	1	0	1	2
UT Martin	21	5-8	1-2	0-0	3-2-5	5	0	2	0	1	11
at Duquesne	28	2-6	0-1	2-2	2-3-5	3	2	3	2	1	6
WESTERN KY	22	2-6	0-2	1-1	2-2-4	1	1	1	0	0	5
vs. Delaware	7	1-1	0-0	0-0	0-0-0	2	0	4	0	0	2
at Virginia Tech	5	0-2	0-0	0-0	1-1-2	2	0	0	0	0	0
at Ole Miss	16	2-3	0-0	0-0	2-1-3	4	0	2	0	1	4
MISS. ST.	12	1-2	1-2	0-0	0-1-1	2	1	2	0	0	3
AUBURN	3	0-0	0-0	0-0	0-0-0	0	0	0	0	0	0
at Alabama	-DNP-										
at Tennessee	12	0-1	0-1	0-0	2-3-5	1	0	0	0	1	0
ARKANSAS	31	1-6	1-3	0-0	3-3-6	3	3	2	1	3	3
at Kentucky	12	0-2	0-0	0-0	1-2-3	4	0	0	0	0	0
OLE MISS	32	5-11	0-4	1-2	6-5-11	0	3	0	2	1	11
LSU	8	0-1	0-0	0-0	0-1-1	1	0	2	0	0	0
at Florida	6	0-1	0-0	0-0	1-0-1	0	0	1	0	0	0
at Georgia	8	0-2	0-1	0-0	0-2-2	0	0	1	0	0	0
TENNESSEE	4	0-2	0-0	2-2	1-2-3	1	0	0	0	0	2
at Miss. St.	18	1-3	0-2	4-5	2-3-5	1	0	2	0	0	6
KENTUCKY	12	0-1	0-0	2-2	2-1-3	2	0	3	0	0	2
FLORIDA	8	0-3	0-1	0-0	4-2-6	1	0	0	0	0	0
at South Caro.	22	3-3	1-1	5-6	2-6-8	2	0	2	0	0	12
vs. Miss. St.	17	3-5	0-2	2-3	0-3-3	2	1	0	1	2	8
vs. Kentucky	26	3-7	2-2	2-2	3-1-4	5	1	0	1	1	10
vs. Louisville*	28	3-7	2-5	0-0	1-1-2	2	1	2	1	5	8
2009-10	Min	FG-A	3G-A	FT-A	O-D-T	PF	A	TO	Blk	Stl	Pts
LEHIGH	24	3-7	1-3	0-0	1-1-2	5	3	1	0	2	7
@ SIU	20	1-2	0-1	3-4	0-0-0	1	0	0	0	3	5
UC RIVERSIDE	16	3-7	2-4	0-0	0-2-2	2	1	1	1	4	8
@ St. Joe's	14	1-7	0-3	0-0	0-0-0	1	0	1	1	0	2
APSU	14	3-6	1-1	0-0	2-2-4	2	0	0	1	0	7
NCSU	4	0-0	0-0	0-0	0-1-1	0	0	1	0	0	0
@ Wright St.	7	0-1	0-1	0-0	0-1-1	1	0	0	0	0	0
BGSU	13	0-4	0-1	0-0	3-1-4	4	2	1	0	1	0
WKU*	25	2-5	0-1	0-0	3-2-5	2	1	2	0	1	4
@ Quinnipiac*	11	0-2	0-0	0-0	1-2-3	2	0	0	0	0	0
TENN. ST.	-- DNP --										
ETSU	3	0-2	0-2	0-0	0-0-0	0	0	0	0	0	0
@ Notre Dame	9	1-1	0-0	0-0	0-0-0	3	0	1	0	0	2
OLE MISS	11	3-6	1-1	0-0	2-2-4	1	0	1	0	0	7
@ Miss. St.	8	0-1	0-1	0-0	0-3-3	2	0	0	0	0	0
@ Kentucky	27	3-9	2-3	0-0	4-4-8	4	0	4	0	4	8
GEORGIA	16	5-7	1-1	0-0	1-0-1	4	1	1	0	3	11
@ Tennessee	29	4-9	2-5	0-0	1-3-4	4	1	1	0	0	10
@ Auburn	27	3-10	1-6	0-0	1-5-6	5	1	1	0	0	7
MISS. STATE	26	2-7	0-2	0-0	1-4-5	4	0	5	2	2	4
ALABAMA*	26	3-7	0-1	2-2	3-4-7	3	1	0	1	1	8
@ Arkansas	28	6-11	4-6	0-0	1-4-5	2	2	1	1	1	16
@ Florida*	13	2-4	1-2	0-0	0-0-0	5	1	2	0	0	5
TENNESSEE*	27	2-10	0-2	0-0	2-4-6	3	1	2	0	1	4
KENTUCKY*	20	3-7	2-2	0-0	0-3-3	3	0	2	0	0	8
@ LSU*	19	1-5	0-2	0-0	0-2-2	1	0	0	0	0	2
@ Ole Miss*	32	3-7	0-1	2-4	4-6-10	2	3	1	0	1	8
FLORIDA*	16	2-4	1-1	0-2	0-0-0	2	1	1	1	0	5
SO. CAROLINA*	15	1-2	0-0	0-1	0-2-2	2	0	1	0	0	2
vs. Arkansas	11	0-5	0-2	1-2	4-2-6	0	0	2	0	0	1
vs. LSU	17	3-5	0-0	0-0	0-2-2	3	0	1	0	0	6
vs. Tennessee	17	1-6	0-2	3-4	3-2-5	4	0	1	0	1	5
vs. DePaul	6	0-4	0-3	0-0	3-0-3	1	3	0	0	0	0
at Xavier	-- DNP --										





PLAYER INFORMATION



Tiffany Clarke

34

Junior Forward
6' 0"
Duluth, Ga.
Norcross HS

2010-11 (Sophomore) ★ Named to SEC All-Tournament Team ... Played best basketball down the stretch ... Four games of 20-plus points ... Six double-doubles ... Averaged 7.6 points and 5.4 rebounds while shooting 56.0% from the floor ... Second on the team with 26 blocks ... Had 18 points and career-best 17 rebounds in SEC semifinals against Kentucky ... 17 rebounds tied for 16th most in school history and most since Carla Thomas had 16 in 2005 ... Scored all 23 of her points in second half against Mississippi State in SEC quarterfinals ... Scored 14 of team's final 15 points, including 10 in a row at one point ... Third straight double-double against Florida, scoring 13 points and tying career high with 14 rebounds ... Posted 22 points and 10 rebounds against Kentucky for first back-to-back 20-point game and double-double ... First player since Jenni Benningfield in 2003 to score 20-plus points and grab 10-plus rebounds in consecutive games ... Scored 22 points and grabbed career-high 14 rebounds for third double-double of season at Mississippi State ... Second double-double of season at Florida, finishing with 23 points and a career-high 13 rebounds in a career-best 32 minutes ... Earned sixth start of the season against Ole Miss on Jan. 30, totalling 10 points and seven rebounds ... Scored 10 points in eight minutes against Delaware ... Tied career high with six free throws against Delaware ... Played only six minutes against Southern Illinois due to illness ... Hampered by foul trouble at Bowling Green, scoring seven points and collecting six rebounds in 21 minutes ... Named to Thanksgiving All-Tournament Team ... Scored 12 points and had six rebounds against Princeton ... Posted second double-double of career against Quinnipiac, finishing with 16 points and tying a career high with 11 rebounds ... Scored nine points in 17 minutes at Florida State after making 4-of-6 shots.

2009-10 (Freshman) ★ SEC All-Freshmen Team ... Averaged 7.5 points and 5.3 rebounds per game ... Pulled 10 rebounds in SEC Quarterfinal win over LSU, missing her second double-double by just four points... Ten points and five rebounds against South Carolina... Twelve points in win at Arkansas included 6-of-7 from the free-throw line... Team-high 14 points with eight rebounds in win over No. 6 Georgia... Team-high 18 points in first-ever SEC game, Jan. 3 vs. Ole Miss... Eleven points and nine rebounds at No. 3 Notre Dame -- her fourth consecutive game with at least nine rebounds... Also blocked three shots for the second straight game... Career-high 27 points against ETSU... First career double-double vs. the Lady Bucs with 11 rebounds... Also blocked three shots against ETSU... Made first start of her Commodore career against Tennessee State... Held to only 18 minutes due to foul trouble, but did score six points and pull down team-high nine rebounds... Back-to-back double-figures games after scoring 14 points at Quinnipiac... One shy of a double-double against the Bobcats with nine rebounds... Also registered a pair of blocks for the third time this season... Second game in double-figures came in win over Western Kentucky, featuring 12 points and

Career Highs

Points:	27	ETSU (12/28/09)
FG Made:	10	ETSU (12/28/09)
FG Atts:	13 (4x)	last vs. Kentucky (3/5/11)
3FG Made:	0	N/A
3FG Atts:	0	N/A
FT Made:	8	Kentucky (2/20/11)
FT Atts:	12	Kentucky (2/20/11)
Rebounds:	17	vs. Kentucky (3/5/11)
Assists:	3 (2x)	last at Florida State (11/21/10)
Blocks:	4	vs. Kentucky (3/5/11)
Steals:	2 (5x)	last Kentucky (2/20/11)
Minutes:	33	at Mississippi State (2/17/11)

six rebounds... Six points and team-high eight rebounds at Wright State... Six points and two blocks against N.C. State... Five points against Austin Peay despite fouling out after 15 minutes... Two points and four rebounds in 11 minutes at Saint Joseph's... Six points versus UC Riverside... Nine points and six boards in first road game at Southern Illinois... Led all scorers with 14 points in her collegiate debut against Lehigh... Connected on 7-of-10 shots in her first game as a Commodore.

HIGH SCHOOL (Norcross) ★ Four-year starter for Coach Angie Hembree's Blue Devils... Averaged 18 points, 15 rebounds and three blocks per game... Set school record for most blocks in a single game and season... Four-time All-Region and three-time All-County honoree... Scored over 1,000 career points... McDonald's All-America nominee... Also lettered in volleyball and track and field... All-State selection and Team MVP in volleyball... 5A State champion in triple jump in 2008... Played her club ball for Coach Charles Huddleston's Georgia Metros, where she was a teammate of Elan Brown... Metros were Nike Nationals Silver Division champions in 2008.

ACADEMICS ★ Enrolled in the college of arts and science ... Majoring in interdisciplinary studies and human and organizational development.

PERSONAL ★ Tiffany W. Clarke... Born February 5, 1991, in Queens, N.Y.... Daughter of Andrea and Richard Clarke... Has three siblings... Has one older brother, Timothy, and two younger siblings, Lesedi and Jaiden... Eleven-time scholar-athlete... Gwinnett County Scholar Athletic Team of the Year... Plans to major in Interdisciplinary Studies... Both mother and father are Jamaican.

CLARKE'S CAREER STATISTICS

Season	GP - GS	Min- Avg	FG - FGA	Pct	3FG - FGA	Pct	FT -FTA	Pct	-- Rebounds --				PF - FO	A	TO	Blk	Stl	Pts- Avg
									Off	Def	Tot	Avg						
2009-10	34 - 15	614- 18.1	93 - 193	.482	0 - 0	.000	69 - 112	.616	52	128	180	5.3	93 - 3	12	45	31	18	255- 7.5
2010-11	32 - 17	529- 16.5	89 - 159	.560	0 - 0	.000	66 - 108	.611	50	122	172	5.4	70 - 1	17	46	26	11	244- 7.6
TOTAL	66 - 32	1143- 17.3	182 - 352	.517	0 - 0	.000	135 - 220	.614	102	250	352	5.3	163 - 4	29	91	57	29	499- 7.6



PLAYER INFORMATION

2010-11	Min	FG-A	3G-A	FT-A	O-D-T	PF	A	TO	Blk	Stl	Pts
HOWARD*	20	3-7	0-0	0-2	1-5-6	0	3	1	1	1	6
SAMFORD	7	1-2	0-0	0-0	1-0-1	1	0	1	0	0	2
at Florida State	17	4-6	0-0	1-2	2-0-2	2	3	0	0	0	9
QUINNIPAC*	19	7-10	0-0	2-3	7-4-11	3	2	2	1	0	16
PRINCETON*	28	5-8	0-0	2-4	2-4-6	3	1	3	0	1	12
at Bowling Green*	21	1-3	0-0	5-8	0-6-6	4	0	2	1	1	7
at Denver*	8	0-1	0-0	0-0	1-2-3	1	0	2	0	0	0
SOUTHERN ILL.	6	1-5	0-0	1-2	0-3-3	0	0	0	0	0	3
UT MARTIN	4	0-0	0-0	0-0	0-0-0	1	0	2	0	1	0
at Duquesne	2	0-0	0-0	0-0	0-0-0	1	0	0	0	0	0
WESTERN KY	5	1-1	0-0	0-0	1-1-2	0	0	0	0	0	2
vs. Delaware	8	2-2	0-0	6-7	1-3-4	2	0	1	0	0	10
at Ole Miss	8	0-0	0-0	3-4	1-4-5	3	0	1	1	0	3
MISS. ST.	10	0-0	0-0	2-6	1-1-2	2	0	1	1	0	2
AUBURN	5	0-0	0-0	1-2	0-2-2	1	1	0	2	0	1
at Alabama	10	2-3	0-0	1-1	1-4-5	2	1	0	1	0	10
at Tennessee	5	0-1	0-0	0-0	0-2-2	0	0	1	0	0	0
ARKANSAS	10	1-2	0-0	1-2	1-1-2	1	0	1	0	0	3
at Kentucky	13	0-0	0-0	2-2	0-1-1	1	0	2	0	0	2
OLE MISS*	24	5-6	0-0	0-0	1-6-7	2	1	1	1	1	10
LSU*	22	2-6	0-0	1-1	1-4-5	2	1	2	0	0	5
at Florida*	32	8-11	0-0	7-10	3-10-13	4	1	3	2	2	23
at Georgia*	24	3-4	0-0	2-2	1-6-7	4	0	3	0	0	8
TENNESSEE*	26	3-8	0-0	1-5	0-5-5	3	0	2	1	0	7
at Miss. St.*	33	9-13	0-0	4-6	5-9-14	2	0	2	1	1	22
KENTUCKY*	31	7-10	0-0	8-12	4-6-10	4	0	5	2	2	22
FLORIDA*	31	4-12	0-0	5-7	7-7-14	3	1	0	2	1	13
at South Caro.*	22	2-6	0-0	0-0	1-4-5	5	0	2	1	0	4
vs. Miss. St.*	20	8-10	0-0	7-10	2-7-9	4	1	1	1	0	23
vs. Kentucky*	30	7-13	0-0	4-9	5-12-17	4	1	3	4	0	18
vs. Louisville*	19	2-5	0-0	0-0	0-2-2	2	0	2	1	0	4
2009-10	Min	FG-A	3G-A	FT-A	O-D-T	PF	A	TO	Blk	Stl	Pts
LEHIGH	20	7-10	0-0	0-0	3-2-5	2	0	0	0	0	14
@ SIU	22	2-3	0-0	5-7	1-5-6	2	0	0	0	2	9
UC RIVERSIDE	19	1-4	0-0	4-7	1-3-4	3	0	2	1	1	6
@ St. Joe's	11	1-4	0-0	0-0	2-2-4	3	1	0	0	0	2
APSU	15	2-5	0-0	1-2	1-1-2	5	0	3	1	2	5
NCSU	11	3-6	0-0	0-0	0-1-1	4	0	0	2	0	6
@ Wright St.	19	1-2	0-0	4-7	1-7-8	2	0	2	0	0	6
BGSU	17	4-7	0-0	0-0	3-0-3	4	0	2	1	2	8
WKU	27	6-10	0-0	0-2	2-4-6	2	1	1	2	0	12
@ Quinnipiac	28	5-11	0-0	4-5	4-5-9	1	0	2	2	1	14
TENN. ST.*	18	2-6	0-0	2-8	4-5-9	4	2	2	1	1	6
ETSU*	28	10-13	0-0	7-9	4-7-11	5	1	1	3	1	27
@ Notre Dame*	24	4-13	0-0	3-3	1-8-9	5	2	2	3	0	11
OLE MISS*	23	7-10	0-0	4-5	0-5-5	4	1	2	0	0	18
@ Miss. St.*	31	2-7	0-0	2-2	0-8-8	0	1	2	0	1	6
@ Kentucky*	29	3-7	0-0	0-3	3-5-8	3	0	2	3	1	6
GEORGIA*	28	4-6	0-0	6-10	2-6-8	4	0	2	1	0	14
@ Tennessee*	22	2-5	0-0	1-1	1-5-6	4	1	3	1	1	5
@ Auburn*	15	4-7	0-0	1-1	1-3-4	2	0	0	2	0	9
MISS. STATE*	15	1-2	0-0	1-1	2-4-6	2	0	3	1	1	3
ALABAMA	13	1-6	0-0	3-5	3-2-5	4	0	2	0	0	5
@ Arkansas	15	3-3	0-0	6-7	0-4-4	2	1	2	1	0	12
@ Florida	23	3-5	0-0	2-4	1-4-5	2	0	0	1	1	8
TENNESSEE	9	0-2	0-0	2-2	0-1-1	3	0	1	0	0	2
KENTUCKY	19	2-7	0-0	1-2	1-6-7	4	1	2	2	0	5
@ LSU	14	0-1	0-0	1-2	0-3-3	3	0	1	0	1	1
@ Ole Miss	8	2-3	0-0	1-2	1-2-3	3	0	1	1	0	5
FLORIDA	5	0-1	0-0	0-0	0-1-1	0	0	0	0	0	0
SO. CAROLINA	20	4-6	0-0	2-2	1-4-5	2	0	1	0	0	10
vs. Arkansas*	13	1-7	0-0	3-4	3-4-7	1	0	0	0	0	5
vs. LSU*	19	2-5	0-0	2-5	5-5-10	2	0	2	2	1	6
vs. Tennessee*	12	2-4	0-0	1-2	1-1-2	2	0	0	0	1	5
vs. DePaul*	12	1-4	0-0	0-2	0-2-2	2	0	1	1	0	2
at Xavier*	10	1-1	0-0	0-0	0-3-3	2	0	1	0	0	2





PLAYER INFORMATION



Gabby Smith

32

*Junior Guard
5' 10"
Cincinnati, Ohio
Mount Notre Dame HS*

2010-11 (Sophomore) ★ Averaged 4.0 points and 1.45 assists in 16.7 minutes per game ... Shot 33.9% from three-point range ... Played one of best games of season in NCAA Tournament, scoring 11 points, including eight straight at one point against Louisville ... Reached double figures for second straight game, scoring 10 points at Duquesne ... Also set career high in free three attempts and makes against the Dukes ... Scored career high 18 points on 7-of-15 shooting against UT Martin ... Started against SIU and tied career high in rebounds (5), assists (3) and season high in points (8) ... Also set career high with four free throw attempts and makes ... Made first start of season at Denver ... Collected season-high four rebounds and three assists at Bowling Green ... Made 2-of-3 three-point attempts against Princeton ... Scored six points in 13 minutes against Quinnipiac ... Scored eight points in 31 minutes against Samford.

2009-10 (Freshman) ★ SEC Freshman Academic Honor Roll ... Averaged 3.0 points and 1.2 rebounds per game ... Started final five games of season and averaged 13.2 minutes per game ... Earned first starts of Vanderbilt career in the SEC Tournament, playing 86 minutes in the three contests... Played personal-best 36 minutes against Arkansas, dishing three assists and recording her first block... Connected on both three-point attempts against Florida... Nine points in career-high 24 minutes at No. 4 Tennessee... Scored a career-high 12 points in win over No. 6 Georgia... Hit 5-of-9 from the floor while playing a career-high minutes for the second consecutive game... First double-figures scoring day came in win over Austin Peay (11 points)... Two steals at Saint Joseph's... Five points against UC Riverside... Nine points in first road game at SIU included 2-of-2 from behind the arc... Hit 4-of-5 shots in collegiate debut to score nine points against Lehigh.

HIGH SCHOOL (Mount Notre Dame) ★ Three-year starter for Coach Dante Harlan's Cougars... Won four Ohio Division I state championships... Three-time All-State Tournament selection... All-GGCL (Girls Greater Cincinnati League) as a junior and senior... Also a Cincinnati Enquirer All-Star both years... Honorable-mention All-American by Sporting News Magazine... Mount Notre Dame was ranked No. 10 in the nation by ESPN in 2008 and No. 11 in 2009... Named to OGBR (Ohio Girls Basketball Report) Freshman Team, Sophomore Team, Junior Team and Senior Team... Honored as "Camp Beast" during 2006 OGBR Skills Camp... Played club ball for Cincinnati Heat Premiere under Coach Jerry Allen.

ACADEMICS ★ Working on a degree in cognitive studies from the Peabody College ... Minor in sociology.

PERSONAL ★ Gabrielle Madalynn Smith... Born June 18, 1991, in Cincinnati, Ohio... Daughter of Julie and James Smith... Has five siblings... Older brothers, Zachary and Shane, and older sister, Julianne... Has two younger brothers,

Career Highs

Points:	18	UT Martin (12/9/10)
FG Made:	7	UT Martin (12/9/10)
FG Atts:	15	UT Martin (12/9/10)
3FG Made:	3	UT Martin (12/9/10)
3FG Atts:	9	UT Martin (12/9/10)
FT Made:	5	at Duquesne (12/19/10)
FT Atts:	5	at Duquesne (12/19/10)
Rebounds:	5 (4x)	last Miss. State (3/4/11)
Assists:	3 (7x)	last Auburn (1/9/11)
Blocks:	1 (3x)	last Western Kentucky (12/21/10)
Steals:	2 (6x)	last vs. Louisville (3/20/11)
Minutes:	36	vs. Arkansas (3/4/10)

Blake and A.J.... Member of the National Honor Society... Father played football at Ball State University... Brother Zachary played football at Purdue University... Brother Shane currently plays lacrosse at the United States Military Academy at West Point... Sister Julianne plays basketball at the University of Charleston in West Virginia.

SMITH'S CAREER STATISTICS

Season	GP - GS	Min - Avg	FG - FGA	Pct	3FG - FGA	Pct	FT - FTA	Pct	-- Rebounds --				PF - FO	A	TO	Blk	Stl	Pts - Avg
									Off	Def	Tot	Avg						
2009-10	33 - 5	436 - 13.2	35 - 93	.376	17 - 52	.327	13 - 18	.722	15	25	40	1.2	36 - 0	17	33	1	9	100 - 3.0
2010-11	31 - 13	519 - 16.7	39 - 103	.379	21 - 62	.339	25 - 29	.862	16	38	54	1.7	32 - 0	45	35	2	17	124 - 4.0
TOTAL	64 - 18	955 - 14.9	74 - 196	.378	38 - 114	.333	38 - 47	.809	31	63	94	1.5	68 - 0	62	68	3	26	224 - 3.5

PLAYER INFORMATION

2010-11	Min	FG-A	3G-A	FT-A	O-D-T	PF	A	TO	Blk	Stl	Pts
HOWARD	8	1-1	1-1	0-0	0-0-0	1	0	1	0	0	3
SAMFORD	31	3-6	2-3	0-0	0-1-1	1	3	3	0	1	8
at Florida State	3	0-1	0-1	0-0	0-0-0	0	0	0	0	0	0
QUINNIPIAC	13	2-5	2-4	0-0	0-1-1	0	1	0	1	1	6
PRINCETON	14	2-3	2-3	0-0	1-0-1	0	3	1	0	1	6
at Bowling Green	16	0-1	0-1	0-0	1-3-4	0	3	1	0	0	0
at Denver*	30	1-5	0-4	2-2	0-1-1	3	2	2	0	1	4
SOUTHERN ILL.*	32	2-7	0-3	4-4	0-5-5	2	3	1	0	1	8
UT MARTIN*	35	7-15	3-9	1-1	1-4-5	3	2	3	0	2	18
at Duquesne*	25	2-7	1-4	5-5	0-1-1	0	3	3	0	1	10
WESTERN KY*	21	0-4	0-2	2-2	2-2-4	1	0	0	1	0	2
vs. Delaware*	13	1-4	0-2	0-0	2-1-3	0	2	1	0	0	2
at Virginia Tech*	18	2-3	1-2	0-0	0-1-1	1	1	1	0	2	5
at Ole Miss	8	0-3	0-3	0-0	0-1-1	0	0	0	0	1	0
MISS. ST.*	23	1-7	1-5	2-2	0-1-1	3	1	2	0	0	5
AUBURN*	22	1-1	1-1	0-0	0-1-1	0	3	2	0	1	3
at Alabama*	24	2-3	2-2	2-4	1-3-4	2	2	2	0	2	8
at Tennessee*	20	1-4	0-1	0-0	0-0-0	2	1	1	0	0	2
ARKANSAS*	16	1-1	1-1	0-0	0-0-0	0	2	2	0	0	3
at Kentucky*	16	1-4	1-2	0-0	1-1-2	4	0	0	0	1	3
OLE MISS	7	1-1	0-0	0-0	0-0-0	0	0	0	0	0	2
LSU	9	0-2	0-1	0-0	0-0-0	1	2	0	0	0	0
at Florida	9	0-0	0-0	3-4	1-0-1	0	1	0	0	0	3
at Georgia	4	0-1	0-0	0-0	0-0-0	1	1	0	0	0	0
TENNESSEE	12	0-2	0-1	2-2	1-2-3	1	0	1	0	0	2
at Miss. St.	-DNP-										
KENTUCKY	4	0-0	0-0	0-0	0-0-0	0	0	0	0	0	0
FLORIDA	13	2-3	1-1	0-0	1-3-4	1	2	2	0	0	5
at South Caro.	17	2-2	0-0	1-2	0-1-1	1	2	1	0	0	5
vs. Miss. St.	17	0-0	0-0	0-0	2-3-5	0	2	1	0	0	0
vs. Kentucky	9	0-1	0-1	0-0	0-1-1	2	1	2	0	0	0
vs. Louisville	30	4-6	2-4	1-1	2-1-3	2	2	2	0	2	11
2009-10	Min	FG-A	3G-A	FT-A	O-D-T	PF	A	TO	Blk	Stl	Pts
LEHIGH	18	4-5	1-2	0-0	1-4-5	3	0	0	0	1	9
@ SIU	12	3-3	2-2	1-1	0-1-1	3	1	2	0	0	9
UC RIVERSIDE	16	1-2	1-2	2-2	1-1-2	0	0	5	0	0	5
@ St. Joe's	18	0-1	0-0	2-2	1-0-1	0	0	0	0	2	2
APSU	16	4-5	2-2	1-2	1-2-3	3	1	2	0	2	11
NCSU	14	1-4	1-4	0-0	1-0-1	0	2	2	0	0	3
@ Wright St.	11	0-4	0-2	2-2	0-0-0	1	1	0	0	0	2
BGSU	10	0-2	0-2	0-0	0-0-0	1	0	0	0	0	0
WKU	7	0-1	0-1	0-0	0-1-1	1	1	0	0	1	0
@ Quinnipiac	12	1-3	1-2	0-0	0-0-0	1	0	0	0	0	3
TENN. ST.	-- DNP --										
ETSU	11	0-1	0-1	0-0	0-0-0	1	2	2	0	0	0
@ Notre Dame	4	0-0	0-0	1-2	1-1-2	0	0	0	0	0	1
OLE MISS	1	0-0	0-0	0-0	0-0-0	0	0	0	0	0	0
@ Miss. St.	2	0-2	0-2	0-0	0-1-1	4	0	0	0	0	0
@ Kentucky	20	1-4	0-2	0-0	1-1-2	1	1	2	0	0	2
GEORGIA	22	5-9	2-4	0-0	2-2-4	1	0	0	0	1	12
@ Tennessee	24	3-4	2-3	1-2	0-1-1	2	0	3	0	0	9
@ Auburn	14	2-2	0-0	0-0	0-0-0	1	1	4	0	0	4
MISS. STATE	11	0-2	0-0	0-0	0-2-2	0	0	1	0	1	0
ALABAMA	10	0-3	0-3	0-0	0-0-0	1	0	0	0	0	0
@ Arkansas	17	1-1	0-0	0-0	1-1-2	0	0	0	0	0	2
@ Florida	8	1-2	0-0	0-0	1-0-1	1	2	0	0	0	2
TENNESSEE	9	0-2	0-1	1-2	1-0-1	0	0	0	0	0	1
KENTUCKY	1	0-0	0-0	0-0	0-0-0	0	0	0	0	0	0
@ LSU	4	0-0	0-0	0-0	0-0-0	1	0	2	0	0	0
@ Ole Miss	5	0-1	0-0	0-0	0-0-0	1	0	0	0	0	0
FLORIDA	17	2-3	2-2	0-0	1-2-3	2	0	0	0	0	6
SO. CAROLINA	8	0-1	0-1	0-0	0-1-1	0	2	1	0	0	0
vs. Arkansas*	36	1-6	1-5	0-0	0-2-2	2	3	4	1	0	3
vs. LSU*	24	1-4	0-1	2-3	0-1-1	0	0	0	0	1	4
vs. Tennessee*	26	1-7	0-3	0-0	1-0-1	3	0	1	0	0	2
vs. DePaul*	12	0-3	0-1	0-0	0-1-1	1	0	0	0	0	0
at Xavier*	16	3-6	2-4	0-0	1-0-1	1	0	2	0	0	8





PLAYER INFORMATION



Christina Foggie

10

Sophomore Guard
5' 9"
Mount Laurel, N.J.
Lenape Regional HS

2010-11 (Freshman) ★ Finished season averaging 9.9 points in 23.8 minutes per game ... Shot 35.0% from beyond the arc ... Averaged 2.0 assists per game ... Missed 11 games this season due to injuries ... Started first game since SEC opener and scored 23 points to lead team at home against Kentucky ... Made return to floor on Feb. 17 at Mississippi State after missing previous five games due to a concussion ... Scored 11 points in return ... Missed five games after suffering a concussion on Jan. 25 at practice ... Scored 15 second half points at Kentucky ... Had streak of 24 straight free throws made end on her fourth attempt at Kentucky ... Scored 10 of her 13 points in the second half at Tennessee ... Returned to the court at Alabama after missing two games due to post concussion syndrome ... Missed Mississippi State and Auburn games on Jan. 6 and 9 due to post concussion syndrome ... Made 11-of-11 free throw attempts against Western Kentucky, which ranks as the ninth-best shooting performance in school history from the line ... Returned to the floor at Duquesne after missing three games due to a concussion ... Scored 17 points on career-high five three pointers in return ... Also had career-high six rebounds at Duquesne ... Had to be carted off court on stretcher at Bowling Green after suffering a concussion from a screen ... Spent night at hospital in Bowling Green for precautionary reasons ... Collected five rebounds, while making 4-of-6 free throws against Quinnipiac ... Scored 21 points on 8-of-13 shooting, including 5-of-8 from three-point range at Florida State ... Started the first game of her career, scoring 14 points and dishing out 8 assists against Howard ... Missed second game of season due to a strained tendon in her left calf ... The top rated recruit in the signing class, Foggie is one of the team's most athletic players.

HIGH SCHOOL (Lenape Regional) ★ Averaged 26.4 points, 5.2 assists and 6.1 rebounds as a senior ... Four-year letterwinner and starter ... Two-year team captain ... Two-time All-State selection ... Four-time team MVP ... Four-time first team All-Olympic-American Conference ... Four-time first team All-South Jersey ... 2010 Al Carino South Jersey Co-Player of the Year ... 2010 Burlington County Player of the Year ... Team posted 23-4 record as a senior, which is best record in school history ... 2007 Olympic American Conference Champions ... Coached by Lynn Brennan ... Played AAU basketball for Fort Washington, Pa.'s Fencor and was coached by Steve Chapman ... Ranked No. 58 on ESPN Hoopgurlz 100 ... McDonald's All-American nominee ... New Jersey Gatorade Player of the Year Finalist ... School's all-time leading scorer (male or female) with 2,137 points ... Burlington County's all-time leading female three-point scorer with 242 threes ... Scored 1000th point as a sophomore.

ACADEMICS ★ Enrolled in the Peabody College and working toward a degree in human and organizational development.

Career Highs

Points:	23	Kentucky (2/20/11)
FG Made:	8	at Florida State (11/21/10)
FG Atts:	16	Kentucky (2/20/11)
3FG Made:	5 (2x)	last at Duquesne (12/19/10)
3FG Atts:	11	Kentucky (2/20/11)
FT Made:	11	Western Kentucky (12/21/10)
FT Atts:	11 (2x)	last Kentucky (2/20/11)
Rebounds:	6 (2x)	last Kentucky (2/20/11)
Assists:	8	Howard (11/14/10)
Blocks:	1 (4x)	last at South Carolina (2/27/11)
Steals:	4	Western Kentucky (12/21/10)
Minutes:	39	at Florida State (11/21/10)

2010-11	Min	FG-A	3G-A	FT-A	O-D-T	PF	A	TO	Blk	Stl	Pts
HOWARD*	33	5-12	3-6	1-2	1-0-1	1	8	3	0	2	14
SAMFORD	-DNP-	Strained left calf									
at Florida State*	39	8-13	5-8	0-1	1-1-2	2	5	2	0	0	21
QUINNIPAC*	24	1-9	1-7	4-6	2-3-5	1	5	2	0	0	7
PRINCETON*	35	2-10	2-6	1-2	0-1-1	2	3	1	0	1	7
at Bowling Green*	23	1-3	1-3	1-2	1-3-4	1	3	2	1	1	4
at Denver	-DNP-	Concussion									
SOUTHERN ILL.	-DNP-	Concussion									
UT MARTIN	-DNP-	Concussion									
at Duquesne	30	6-12	5-9	0-1	1-5-6	1	1	1	1	2	17
WESTERN KY	27	2-9	0-4	11-11	0-3-3	2	1	0	0	4	15
vs. Delaware	21	1-8	1-4	4-4	1-0-1	3	2	1	0	0	7
at Virginia Tech	23	3-9	3-8	2-2	0-2-2	1	2	2	0	1	11
at Ole Miss*	32	2-10	2-8	2-2	2-0-2	5	1	0	0	2	8
MISS. ST.	-DNP-	Post Concussion Syndrome									
AUBURN	-DNP-	Post Concussion Syndrome									
at Alabama	10	0-3	0-1	0-0	0-1-1	0	0	0	0	0	0
at Tennessee	22	5-11	3-6	0-0	1-2-3	1	3	1	0	3	13
ARKANSAS	26	3-10	2-8	2-2	2-2-4	1	2	2	0	1	10
at Kentucky	29	3-13	2-8	7-8	1-0-1	4	2	3	0	2	15
Ole Miss	-DNP-	Concussion									
LSU	-DNP-	Concussion									
at Florida	-DNP-	Concussion									
at Georgia	-DNP-	Concussion									
TENNESSEE	-DNP-	Concussion									
at Miss St.	22	2-6	2-4	5-8	0-4-4	2	0	0	0	0	11
KENTUCKY*	36	5-16	4-11	9-11	3-3-6	4	0	4	1	3	23
FLORIDA	28	5-14	4-10	1-3	0-4-4	3	1	0	0	1	15
at South Caro.	14	0-4	0-1	0-0	0-0-0	1	1	2	1	0	0
vs. Miss St.	8	1-2	1-2	0-0	0-2-2	1	1	2	0	0	3
vs. Kentucky	3	0-0	0-0	0-0	0-0-0	1	1	0	0	0	0
vs. Louisville	15	3-8	0-3	0-1	0-0-0	1	1	0	0	2	6

PERSONAL ★ Daughter of Nicola and James Foggie ... Has one older brother -- James, 22 ... Father is a systems manager for Verizon ... Mother is director of compliance for NJCUL ... Began playing basketball at age 5 ... Chose Vanderbilt over Villanova, St. Josephs, Maryland, James Madison and Delaware ... Favorite's include Kobe Bryant, Mariah Carey and Mean Girls.

FOGGIE'S CAREER STATISTICS

Season	GP - GS	Min- Avg	FG - FGA	Pct	3FG - FGA	Pct	FT - FTA	Pct	-- Rebounds --				PF - FO	A	TO	Blk	Stl	Pts- Avg
									Off	Def	Tot	Avg						
2010-11	21 - 7	500- 23.8	58- 182	.319	41- 117	.350	50- 66	.758	16	36	52	2.5	38- 1	43	28	4	25	207- 9.9
TOTAL	21 - 7	500- 23.8	58- 182	.319	41- 117	.350	50- 66	.758	16	36	52	2.5	38- 1	43	28	4	25	207- 9.9



PLAYER INFORMATION



Stephanie Holzer

21

R-Sophomore Center
6' 4"
Newtown Square, Pa.
Cardinal O'Hara HS

2010-11 (R-Freshman) ★ Honorable Mention All-SEC by Associated Press ... SEC All-Freshman Team by league's head coaches ... SEC Sixth Woman of the Year ... Averaged 11.1 points, tied for team lead in rebounding (6.0), led team in blocked shots with 40 (1.4) while averaging 18.8 minutes per game ... Shot 56.8% from the floor ... Named SEC Player of the Week on Feb. 7 ... First freshman to win the award since 2005 ... Scored 23 points in win at Florida ... Scored 23 of Vanderbilt's 55 points against LSU in 29 minutes off the bench ... Third career 20-point game and first since second game of the season ... Scored 19 points and made 7-of-9 field goal attempts at South Carolina ... Posted 13 points and 6 rebounds in 16 minutes at Kentucky ... Foul trouble at Kentucky swung the momentum of the game ... Scored 16 points and tied a career high with four blocks against Arkansas ... Notched fourth double-double of season and second in three games at Alabama, finishing with 17 points and 10 rebounds ... Had third double-double of season against Mississippi State, scoring 14 points and grabbing a career-high 13 rebounds ... Notched second career double-double at Virginia Tech, scoring 11 points and grabbing 12 rebounds ... Also tied career high with four blocks against Hokies ... Scored 11 points on 4-of-5 shooting against Delaware ... Returned to the court at Duquesne after missing previous three games due to back spasms ... Missed fourth game of season and third in a row against UT Martin due to a back injury ... Scored all 10 of points in first half at Bowling Green ... Minutes against BGSU limited due to foul trouble ... Sealed Princeton win with two free throws with eight seconds left ... Missed game against Quinnipiac due to back spasms ... SEC Freshman of the Week Nov. 15 ... Scored 20 points and grabbed 11 rebounds in her debut against Howard in just 19 minutes off the bench ... Scored 26 points to go with 9 rebounds in second game against Samford ... Most points by a freshman since Tiffany Clarke scored 27 against ETSU on Dec. 28, 2009 ... Held to six points at Florida State, but still had four blocks and four steals ... A former McDonald's All-American, Holzer looks to make her debut for the Commodores after missing all of last season due to an ankle injury.

2009-10 (Freshman) ★ Redshirted her first season on campus due to injury ... Selected to SEC Freshman Academic Honor Roll.

HIGH SCHOOL (Cardinal O'Hara) ★ Three-year starter for Coach Linus McGinty's Lions... Averaged 19.5 points, 15.5 rebounds and 3.2 blocks as a senior... Three-time Street & Smith's All-American... Gatorade Pennsylvania Player of the Year... Parade All American, All-USA Today, McDonalds All American, WBCA All American... 1,300 career points, 1,000 career rebounds... Nike Tournament of Champions MVP... Delco Player of the Year... First-team All-State... Philadelphia City MVP... 2009 Philadelphia City Champions... 2009 Class 4A State Runner-ups... Philadelphia Catholic League Champions in 2006 and 2008... Played her club ball for Coach Kevin Lynch's Philadelphia Belles.

ACADEMICS ★ Working toward a degree in human and organizational development in the Peabody College.

Career Highs

Points:	26	Samford (11/18/10)
FG Made:	12	Samford (11/18/10)
FG Atts:	18	Samford (11/18/10)
3FG Made:	0	
3FG Atts:	0	
FT Made:	10	Howard (11/14/10)
FT Atts:	11	Howard (11/14/10)
Rebounds:	13	Mississippi State (1/6/11)
Assists:	3	Kentucky (2/20/11)
Blocks:	4 (3x)	last Arkansas (1/20/11)
Steals:	4 (2x)	last Auburn (1/9/11)
Minutes:	29 (2x)	last vs. South Carolina (2/27/11)

2010-11	Min	FG-A	3G-A	FT-A	O-D-T	PF	A	TO	Blk	Stl	Pts
HOWARD	19	5-6	0-0	10-11	3-8-11	1	0	1	3	2	20
SAMFORD*	27	12-18	0-0	2-2	4-5-9	4	0	5	2	0	26
at Florida State*	27	2-7	0-0	2-2	1-2-3	2	0	4	4	4	6
QUINNIPAC*	-DNP-	Back spasms									
PRINCETON	8	1-1	0-0	4-4	1-3-4	0	0	2	0	0	6
at Bowling Green	10	4-6	0-0	2-2	3-0-3	3	0	2	0	1	10
at Denver	-DNP-	Back spasms									
SOUTHERN ILL.	-DNP-	Back spasms									
UT MARTIN	-DNP-	Back spasms									
at Duquesne	13	3-7	0-0	0-0	4-4-8	3	0	2	1	0	6
WESTERN KY	8	2-5	0-0	0-0	1-0-1	3	0	1	0	1	4
vs. Delaware	12	4-5	0-0	3-4	2-1-3	2	0	1	2	1	11
at Virginia Tech	25	5-13	0-0	1-1	3-9-12	5	0	4	4	0	11
at Ole Miss	5	0-5	0-0	0-0	1-1-2	0	1	1	0	0	0
MISS. ST.	21	5-9	0-0	4-5	8-5-13	2	0	3	1	0	14
AUBURN	26	4-5	0-0	1-3	1-7-8	4	0	3	2	4	9
at Alabama	22	7-10	0-0	3-5	4-6-10	5	0	2	3	0	17
at Tennessee	19	4-10	0-0	0-0	3-2-5	2	1	1	2	0	8
ARKANSAS	18	7-10	0-0	2-2	1-4-5	4	0	1	4	0	16
at Kentucky	16	5-9	0-0	3-3	3-3-6	5	1	2	1	0	13
OLE Miss	13	3-6	0-0	2-2	2-2-4	4	2	4	0	1	8
LSU	29	10-17	0-0	3-4	0-3-3	1	1	3	1	2	23
at Florida	26	10-14	0-0	3-5	4-5-9	5	0	2	2	1	23
at Georgia	23	4-7	0-0	3-5	2-5-7	1	0	4	1	1	11
TENNESSEE	18	5-5	0-0	0-0	1-5-6	4	0	4	1	1	10
at Miss. St.	21	3-6	0-0	1-1	2-5-7	3	1	4	0	0	7
KENTUCKY	14	3-4	0-0	0-3	1-7-8	5	3	1	0	0	6
FLORIDA	21	2-4	0-0	5-6	1-2-3	1	0	5	2	0	9
at South Caro.	29	7-9	0-0	5-6	0-6-6	3	0	2	2	1	19
vs. Miss. St.	22	3-8	0-0	1-1	1-4-5	2	1	1	0	0	7
vs. Kentucky	12	0-4	0-0	0-2	0-3-3	3	0	1	1	0	0
vs. Louisville	21	5-10	0-0	0-0	1-3-4	4	2	1	1	2	10

PERSONAL ★ Stephanie Elizabeth Holzer... Born Dec. 17, 1990 in Mount Kisco, N.Y.... Daughter of Kristen and Eric Holzer... Has two siblings -- Katie (21) and Matthew (12)... Plans to major in Human & Organizational Development... Sister Katie played basketball for the University of Richmond.

HOLZER'S CAREER STATISTICS

Season	GP - GS	Min- Avg	FG - FGA	Pct	3FG - FGA	Pct	FT - FTA	Pct	-- Rebounds --				PF - FO	A	TO	Blk	Stl	Pts- Avg
									Off	Def	Tot	Avg						
2010-11	28 - 2	525- 18.8	125 - 220	.568	0 - 0	.000	60 - 79	.759	58	110	168	6.0	81 - 5	13	67	40	22	310- 11.1
TOTAL	28 - 2	525- 18.8	125 - 220	.568	0 - 0	.000	60 - 79	.759	58	110	168	6.0	81 - 5	13	67	40	22	310- 11.1



PLAYER INFORMATION



Jasmine Lister

11

Sophomore Guard
5' 4"
Corona, Calif.
Santiago HS

2010-11 (Freshman) ★ SEC All-Freshman Team by the league's head coaches ... One of two players to start every game for Commodores ... Led the team in scoring average (11.8) and minutes played ... Scored team-best 13 points in NCAA Tournament loss to Louisville ... Jump-started team's 17-0 second half run at Mississippi State and scored eight straight at one point during the run, finishing with 16 points in comeback win ... Held scoreless for first time in career at Kentucky ... Made a career-high five three-pointers to finish with a team-best 17 points against Arkansas ... Led Vanderbilt with 17 points at Tennessee ... Scored 15 points and made team-high three three-pointers at Ole Miss ... Had streak of 11 straight games to score in double figures come to an end against Delaware ... Dropped in a career-high 21 points at Duquesne ... Scored 13 points and had five assists against UT Martin despite coldest shooting night of young career ... Notched 14 points for third straight game against Southern Illinois ... Also tied season high with two steals against SIU ... Scored 14 points and matched career high with four three-pointers at Denver ... Made a career-high four three-pointers in loss at Bowling Green and finished with team-high 14 points ... Named to Thanksgiving All-Tournament Team after playing more minutes than any other Commodore and averaging 13.5 points ... Scored 15 points and made three three-pointers against Princeton ... Posted 12 points and six assists against Quinnipiac ... Scored 17 points on 6-of-12 shooting at Florida State ... Started the first game of her career, scoring 13 points and grabbing six rebounds against Howard.

HIGH SCHOOL (Santiago) ★ Averaged 20 points, five assists and four steals as a senior ... Four-year letterwinner and starter ... Two-year team captain ... Three-time team MVP ... Three-time Big 8 League MVP ... Two-time The Press Enterprise All-Area First Team ... Holds school record with 38-point game ... Tallied school record 2,265 career points ... Owns school record in career three-pointers (265) ... Topped 1,000 points in sophomore season ... Also owns single-season records at Santiago in points (656) and three-pointers (94) ... Class salutatorian ... Maintained 4.2 GPA or higher for entire high school career ... Four-time Santiago High School Scholar Athlete ... 2010 Leadership Award for varsity basketball ... 2010 Santiago High School Female Athlete of the Year and Principal's Award winner ... Coached by John Perez ... Three-time first team All-CIF (California Interscholastic Federation) ... Three-time first team All-State selection ... Riverside County All Star Team MVP and CIF-SS All Star Team as a senior ... ESPN CalHiSports Female of the Week (2/6/10) ... Ranked by ESPN Hoopgurlz as 25th best point guard in the nation for the class of 2010 ... McDonald's All-American nominee ... Team posted school-best record of 31-4 as a senior ... Won Big 8 League and played in the school's first CIF-SS Division IAA Championship ... Advanced to state tournament for first time ... Finished 23-7 as a junior, winning the Big 8 League title ... Team won Mountain View League title as a sophomore (2008).

Career Highs

Points:	22	at Georgia (2/10/11)
FG Made:	8 (2x)	last at Georgia (2/10/11)
FG Atts:	18 (2x)	last at Georgia (2/10/11)
3FG Made:	5	Arkansas (1/20/11)
3FG Atts:	13	at Virginia Tech (12/30/10)
FT Made:	5	at Mississippi State (2/17/11)
FT Atts:	8	Howard (11/14/10)
Rebounds:	6 (3x)	last Auburn (1/9/11)
Assists:	6 (3x)	last vs. Kentucky (3/5/11)
Blocks:	0	
Steals:	2 (6x)	last Tennessee (2/13/11)
Minutes:	47	at Florida (2/6/11)

2010-11	Min	FG-A	3G-A	FT-A	O-D-T	PF	A	TO	Blk	Stl	Pts
HOWARD*	35	3-5	3-4	4-8	2-4-6	2	4	3	0	1	13
SAMFORD*	38	4-8	3-5	3-5	0-6-6	2	2	5	0	1	14
at Florida State*	37	6-12	3-6	2-2	0-1-1	2	0	4	0	0	17
QUINNIPAC*	35	3-9	2-6	4-4	1-0-1	4	6	1	0	2	12
PRINCETON*	36	5-14	3-7	2-2	2-1-3	1	2	1	0	0	15
at Bowling Green*	34	5-10	4-6	0-0	0-1-1	2	2	2	0	1	14
at Denver*	26	5-8	4-6	0-0	1-1-2	4	3	0	0	0	14
SOUTHERN ILL.*	32	5-8	2-3	2-2	0-2-2	1	2	0	0	2	14
UT MARTIN*	33	5-17	2-11	1-3	0-1-1	1	5	1	0	1	13
at Duquesne*	33	8-16	3-6	2-4	2-0-2	2	5	2	0	0	21
WESTERN KY*	36	4-11	2-3	2-4	2-1-3	2	4	3	0	0	12
vs. Delaware*	34	3-12	1-8	0-0	1-4-5	1	4	2	0	2	7
at Virginia Tech*	38	3-18	2-13	0-0	1-1-2	4	4	5	0	1	8
at Ole Miss*	38	5-12	3-6	0-0	1-0-1	4	3	2	0	0	15
MISS. ST.	34	4-14	1-7	2-3	1-2-3	3	2	1	0	1	11
AUBURN*	36	4-10	0-3	0-0	2-4-6	2	6	3	0	0	8
at Alabama*	34	3-9	1-6	3-4	1-1-2	3	4	5	0	0	10
at Tennessee*	28	7-15	3-8	0-0	0-3-3	0	0	0	0	2	17
ARKANSAS*	36	6-8	5-7	0-2	0-2-2	3	5	2	0	0	17
at Kentucky*	28	0-3	0-1	0-1	0-1-1	3	1	1	0	0	0
OLE MISS*	26	1-6	1-4	2-3	3-1-4	2	5	4	0	0	5
LSU*	39	5-7	1-1	0-1	0-1-1	1	2	4	0	0	11
at Florida*	47	5-14	2-6	3-4	0-5-5	2	4	5	0	0	15
at Georgia*	38	8-18	4-8	2-2	1-3-4	2	3	2	0	2	22
TENNESSEE*	38	2-9	2-6	0-0	0-2-2	4	3	5	0	2	6
at Miss. St.*	33	5-11	1-3	5-5	1-4-5	2	4	3	0	1	16
KENTUCKY*	37	4-12	0-4	1-1	0-2-2	4	5	5	0	0	9
FLORIDA*	30	4-10	2-8	0-0	0-0-0	1	3	4	0	0	10
at South Caro.*	23	2-4	1-1	0-0	0-3-3	5	2	0	0	0	5
vs. Miss St.*	28	1-4	0-3	0-0	1-1-2	1	1	4	0	0	2
vs. Kentucky*	35	3-12	1-5	4-4	0-1-1	4	6	4	0	0	11
vs. Louisville*	31	3-9	3-6	4-4	0-1-1	1	1	2	0	1	13

ACADEMICS ★ Enrolled in the college of arts and science ... Undecided on major.

PERSONAL ★ Daughter of Happi and Devland Lister ... Has two sisters (Cinnamon and Kayla) and one brother (Jordan) ... Twin sister Cinnamon is a freshman on Boise State's basketball team ... Father is a children's pastor ... Mother is a paralegal ... Chose Vanderbilt over Nebraska, Oregon, Boise State, Long Beach State and Oregon State ... Began playing basketball at age 7 ... Aspires to go to medical school ... Favorites include Chris Paul, Nacho Libre and Wiz Khalifa.

LISTER'S CAREER STATISTICS

Season	GP - GS	Min - Avg	FG - FGA	Pct	3FG - FGA	Pct	FT - FTA	Pct	-- Rebounds --				PF - FO	A	TO	Blk	Stl	Pts - Avg
									Off	Def	Tot	Avg						
2010-11	32 - 32	1086 - 33.9	131 - 335	.391	65 - 177	.367	50 - 70	.714	23	60	83	2.6	75 - 1	103	85	0	20	377 - 11.8
TOTAL	32 - 32	1086 - 33.9	131 - 335	.391	65 - 177	.367	50 - 70	.714	23	60	83	2.6	75 - 1	103	85	0	20	377 - 11.8

PLAYER INFORMATION



Clair Watkins

55

*R-Freshman Forward
6' 4"
Charlotte, N.C.
Butler HS*

2010-11 (Redshirt) ★ Redshirted after tearing her right ACL during the team's first preseason practice.

HIGH SCHOOL (Butler) ★ The last member of Vanderbilt's freshman class to sign with the Commodores ... Averaged 14 points and nine rebounds as a senior ... Captain for 2010 squad that won the 4A State Championship ... Scored 1,281 points as a four-year starter ... Coached by Stephanie Butler ... Named 2010 North Carolina Female Athlete of the Year by the Charlotte Observer ... Selected to All-State team as a senior ... Three-time All-Conference selection ... Team was ranked 17th in the nation's top 25 by MaxPreps in 2010 ... In summer of 2009 was selected to travel to Tokyo, Japan, as a member of the Candace Parker Aces, an Adidas Grassroots Global travel team ... A top 25 post prospect by ESPN's Hoopgurlz ... McDonald's All-America nominee ... Member of National Honor Society ... Four-time state champion in track and field (shot put).

ACADEMICS ★ Enrolled in the college of arts and science ... Undecided on major.

PERSONAL ★ Daughter of Mark and Nancy Watkins ... Father is a meteorologist ... Mother is a doctor's aid ... Has two brothers, Stewart (32) and Jackson (10) ... Chose Vanderbilt over Georgia, South Carolina, Virginia Tech, Clemson, Texas, Purdue, Indiana, Kansas and Georgia Tech ... Chose No. 55 because it is the largest number available ... Favorite's include Lauren Jackson and Million Dollar baby.



Maggie Morrison

4

*Freshman Guard
5' 7"
Millersville, Md.
Archbishop Spalding HS*

2011 PROSPECTS ★ Two-sport athlete will improve the team's depth at guard and see action at the one and two guards this season.

HIGH SCHOOL (Archbishop Spalding) ★ Averaged 10.9 points and 4.9 assists and three steals for a team that finished the regular season 27-2 overall and was invited to play in the ESPN Rise National High School Invitational under Head Coach Bookie Rosemond ... Team was the tournament's No. 1 seed and lost in the semifinals on April 1 ... Baltimore Sun's Player of the Year after guiding Archbishop Spalding to the Interscholastic Athletic Association of Maryland Conference Championship ... Ranked No. 108 by Blue Star Report and as the 49th-best point guard in the class of 2011 by ESPN HoopGurlz ... 3-time first team All-Metro, Baltimore Sun ... 2010 & 2011 First team All-Metro, Washington Post ... As a junior averaged 13 points, 5 assists and 3 rebounds en route to leading Archbishop Spalding High School to a 23-6 record and the Interscholastic Athletic Association of Maryland championship game ... She was also a first team All-Met selection by the Washington Post in 2010 ... Four-time first team All-County Capital/Gazette pick as well as first team All-IAAM "A" Conference selection ... Three-year team captain and three-time team MVP ... Played AAU for the Lady Terps under Head Coach Robert Hildreth ... Squad is the seven-time Maryland State/Regional Champions ... Standout forward on her high school soccer team, which she helped lead to a runner-up finish at state in 2010 ... She is a two-time first team all-state selection and was the 2009 and 2010 Capital/Gazette Soccer Player of the Year ... She also earned first team All-Metro honors in 2008, 2009 and 2010 from the Washington Post and Baltimore Sun ... Was captain of soccer team in 2010.

ACADEMICS ★ Undecided major.

PERSONAL ★ Daughter of Pat and Kelly Morrison ... Has four siblings, three brothers and one sister ... Oldest brother, Patrick, plays lacrosse at Maryland and sister, Bridget, plays lacrosse at Oregon ... Has two younger brothers, Brian and Sean ... Peer mentor and tutor ... Also considered Drexel, Kansas State and Louisville.





PLAYER INFORMATION



Nadine Ndip

3

*Freshman Guard
5' 8"
Spring, Texas
Klein HS*

2011 PROSPECTS ★ Walked onto the team in the summer and will provide depth at point guard.

HIGH SCHOOL (Klein) ★ Two-year captain and starter and three-year letterwinner at Klein High School, graduating in 2010 ... First team all-district and academic all-district honors as a senior ... Voted team MVP and selected to the Spring Branch All-Tournament Team as a senior ... Earned academic all-district and honorable mention all-district as a junior ... Team qualified for district play in 2007 and 2008 ... Graduated Cum Laude and a member of National Honor Society.

ACADEMICS ★ Undecided major, but planning to major in biological science.

PERSONAL ★ Daughter of Samuel and Geraldine Ndip ... Middle of three sisters, Melissa oldest and Ashley youngest ... Born in Denver, Colo. ... Played AAU with Taylor Schippers and Liz Donohue, both of which play at Oklahoma State ... Begun playing basketball at age 7 ... Favorite player is Kobe Bryant ... Favorite sport other than basketball is wakeboarding.



Kady Schrann

5

*Freshman Guard
5' 9"
York, Pa.
York Catholic HS*

2012 PROSPECTS ★ Top-rated recruit is extremely versatile and will play multiple positions during the year.

HIGH SCHOOL (York Catholic) ★ Ranked No. 48 overall and as the 10th-best point guard by ESPN Hoopgurlz ... State's AA Player of the Year after averaging 17.2 points ... The Fighting Irish started the season 30-0 before falling in the state quarterfinals by one point ... Closed her career with 2,161 points and was named to the class AA all-state first team four straight years ... Finished with 118-13 overall record, a state title and two state runner-up finishes ... Two-year captain ... Coached by Kevin Bankos ... Won four straight District 3 Class AA championships ... As a junior averaged 18 points per game and helped her school to a 28-4 season and a runner-up finish at state ... Played AAU basketball for Head Coach Bill McDonough and the Lady Running Rebels ... Team won the AAU regional championship and the Penn State Blue Chip Tournament in 2010 ... Also was a standout on the cross country team, where she qualified for the state championships in 2007, 2008 and 2009 ... Was cross country MVP for three years.

ACADEMICS ★ Undecided major.

PERSONAL ★ Daughter of Kris and Kathy Schrann ... Has two older siblings, brother, Kruz and sister, Kamber ... Big Brothers and Big Sisters tutor ... Chose number because of five people being in her family and because of Kevin Garnett ... Favorite basketball player is Derrick Rose ... Also considered Penn State, James Madison, Delaware, West Virginia and Pitt.





PLAYER INFORMATION

Commodore Superlatives

Which teammate would be best for a reality TV show?

Maggie Morrison (5)

Elan Brown (2)

Which teammate is most likely to be president of the U.S.?

Gabby Smith (7)

Stephanie Holzer (1)

Clair Watkins (1)

Nadine Ndip (1)

Who is the best dancer on the team?

Jasmine Lister (6)

Stephanie Holzer (2)

Tiffany Clarke (2)

Who is the best singer on the team?

Jordan Coleman (7)

Elan Brown (2)

Who is the funniest on the team?

Kady Schrann (4)

Elan Brown (3)

Jordan Coleman (3)

Who is the best student?

Gabby Smith (6)

Stephanie Holzer (3)

Best dressed?

Tiffany Clarke (7)

Nadine Ndip (2)

Who is the best cook?

Elan Brown (8)

Jordan Coleman (2)

Who is typically fashionably late?

Tiffany Clarke (7)

Jordan Coleman (3)

Who is the best pure shooter?

Christina Foggie (6)

Gabby Smith (3)

Who is the most physical player?

Tiffany Clarke (7)

Gabby Smith (2)

Fastest player?

Jasmine Lister (8)

Kady Schrann (3)





COACHING & SUPPORT STAFF

Melanie Balcomb • Head Coach



Vanderbilt's women's basketball program has been a model of consistency under 10th-year Head Coach Melanie Balcomb. In nine seasons at the helm, Balcomb has guided the Commodores to nine NCAA Tournaments, nine 20-win seasons, eight top 25 finishes, three SEC Tournament Championships and four Sweet 16 appearances.

Since her hiring in 2002, Balcomb has elevated an already tradition-rich program and guided it to new heights. Just last season, Balcomb became the third coach in school history to reach 200 career wins, while also becoming the fastest to reach the milestone. Balcomb accomplished the feat in 275 games, five games sooner than Jim Foster.

With a 215-84 record at Vanderbilt, Balcomb's winning percentage of 71.9% is greater than any coach in school history. In her nine seasons at the helm, Balcomb has averaged 23.8 wins per season, won 83.0 percent of games played at Memorial Gym, posted an 8-1 record in the NCAA first round, developed eight WNBA Draft picks, and most importantly, graduated 100% of her players.

An 18-year head coaching veteran, Balcomb is a renowned offensive strategist. In her nine seasons at Vanderbilt that reputation has only been enhanced. Each season under Balcomb, Vanderbilt has ranked in the top 20 in field-goal percentage and has an average national ranking of 8th (47.5%). The offensive success also extends beyond the arc where the Commodores have an average national rank of 14th (38.1%) in three-point field goal percentage.

The Commodores have finished in the top five nationally in field-goal percentage four times and in the top five in three-point field-goal percentage three times under Balcomb. Her teams have also finished in the top five in assists per game, free-throw percentage and scoring offense.

Balcomb's teams have found success throughout every season on West End, but specifically seem to click down the home stretch. In nine seasons, Balcomb's teams have won 73.6% (56-20) of its final nine regular season games.

Balcomb's success as a head coach is not limited to Vanderbilt. Before arriving at Vanderbilt, Balcomb had successful coaching tenures at Ashland (Ohio) and Xavier. In total, she has coached 500-plus games, winning 67% of the time and averaging 22 wins per season.

Last season featured many obstacles that Balcomb successfully maneuvered through to reach another NCAA Tournament and finish third in the SEC. Injuries took an unfortunate toll on the team throughout the year with at least one of Vanderbilt's five leading scorers unavailable for 14 out of the team's 32 games. Injuries coupled with matching Georgia for the fewest upperclassmen in the SEC challenged Balcomb to use different personnel groupings regularly.

Despite the challenges, Balcomb again reached 20 wins, finishing 20-12 and 10-6 in the SEC. Individually, Balcomb helped Jence Rhoads earn honorable mention All-America honors from the Associated Press in addition to first team All-SEC recognition. Rhoads was also a WBCA Region 3 All-American. Freshman center Stephanie Holzer was named honorable mention All-SEC, SEC Sixth Woman of the Year and to the SEC All-Freshmen team. Freshman point guard Jasmine Lister was also named to the SEC All-Freshman Team.

Balcomb started at Vanderbilt in 2002 and wasted no time in implementing her own style of winning. Working to transition veteran players into a new system while building new team chemistry, Balcomb's first year saw the Commodores win six of their last seven regular season games, earn an NCAA Tournament berth, and lead the nation in field goal percentage (51.3) against the fourth toughest schedule in the country. She was named a finalist for the Naismith Coach of the Year award.

In 2003-04, Balcomb led the Commodores to their fourth Southeastern Conference Tournament title. She masterfully balanced strong upper-class leadership with exciting freshmen talent, winning 10 consecutive games and advancing to the program's 11th Sweet 16 appearance. One year later, her team made its second consecutive trip to the NCAA Sweet 16. The

BALCOMB FILE

Born

Sept. 24, 1962, in Princeton, N.J.

Parents

Alan and Barbara Balcomb of Cranbury, N.J.

High School

Hightstown

College

Trenton State
(The College of New Jersey)

Degrees

Bachelor of Science (1984)
Master's of Education (1985)
Sports Administration/Athletic
Management

COACHING CAREER

2002-present _____ Vanderbilt
_____ Head Coach
1995-2002 _____ Xavier
_____ Head Coach
1993-95 _____ Ashland
_____ Head Coach
1990-93 _____ Providence
_____ Assistant Coach
1989-90 _____ Ohio
_____ Assistant Coach
1985-90 _____ Niagara
_____ Assistant Coach

PLAYING CAREER

1982-85 _____ Trenton State
Four-year letterwinner... 1,000-Point
Club... Academic All-American

1980-81 _____ Georgia Southern
Played a semester before transferring
to Trenton State College

1976-80 _____ Hightstown H.S.
Inducted into the Hightstown High
School Hall of Fame in 1996



COACHING & SUPPORT STAFF

BALCOMB BALL AT VANDERBILT

- ★ Three SEC Tournament titles
- ★ VU-record 11 SEC wins in 2008
- ★ 8-1 record in NCAA First Round
- ★ 23.8 wins/year -- most by VU coach
- ★ Four Sweet 16 appearances
- ★ Eight WNBA Draft picks since 2003
- ★ 100% graduation rate
- ★ 83.0% winning percentage at home (113-23)
- ★ 8th - average national rank in field-goal percentage
- ★ 14th - average national rank in 3-pt FG percentage

NCAA WINS SINCE 2003

Appear.	Wins	Coach
9	40	Geno Auriemma (Connecticut)
9	34	Pat Summitt (Tennessee)
9	29	Tara VanDerveer (Stanford)
8	21	Kim Mulkey (Baylor)
9	17	Gail Goestenkors (Duke/Texas)
9	18	Sylvia Hatchell (UNC)
9	17	C. Vivian Stringer (Rutgers)
9	18	Joanne McCallie (Mich. St./Duke)
7	16	Brenda Frese (Maryland)
8	16	Sherri Coale (Oklahoma)
9	16	Andy Landers (Georgia)
9	15	Muffet McGraw (Notre Dame)
9	12	Melanie Balcomb (Vanderbilt)
6	12	Gary Blair (Arkansas/Texas A&M)
9	10	Jim Foster (Ohio State)

FIELD GOAL % SINCE 2003

Year	Rank	%
2011	14	45.1
2010	17	45.3
2009	12	45.3
2008	10	46.6
2007	2	50.6
2006	4	47.9
2005	2	49.2
2004	10	46.6
2003	1	51.3
9yrs	8.0	47.5

3PT FIELD GOAL % SINCE 2003

Year	Rank	%
2011	14	45.1
2010	17	45.3
2009	12	45.3
2008	10	46.6
2007	2	50.6
2006	4	47.9
2005	2	49.2
2004	10	46.6
2003	1	51.3
9yrs	8.0	47.5

Commodores posted the most wins (10) in the program's history in Southeastern Conference play finishing with a 10-4 record.

The Commodores were ranked seventh in the final AP poll of the 2006-07 season, and earned a No. 2 seed in the NCAA Tournament after winning another SEC Tournament title. That Vanderbilt squad was the nation's best three-point shooting team, and ranked among the top 10 in points scored. The team's 28-6 mark was the best record for a VU squad in 14 years.

The 2008 season was also one of Balcomb's most impressive coaching jobs. Despite graduating three All-SEC seniors, she led the Commodores to a 25-9 record and the school's 13th appearance in the NCAA Sweet 16, all with two freshmen and no seniors in the starting lineup.

In 2009, Vanderbilt won its sixth SEC Tournament title, the third for Balcomb in the last six years. The team also advanced to the NCAA Sweet 16 for the 14th time in school history -- Balcomb's fourth trip with the Commodores. Vanderbilt finished the year ranked No. 8 in the ESPN/USA Today Coaches Poll after narrowly missing an upset of No. 1 seed Maryland in the Raleigh Regional Semifinal.

National accolades came flooding in for Vanderbilt, including senior Jennifer Risper being named the Women's Basketball Coaches Association (WBCA) National Defensive Player of the Year. Risper and classmate Christina Wirth, who herself was named an All-American and the SEC Scholar-Athlete of the Year, were both selected in the 2009 WNBA Draft.

In 2010 Balcomb was faced with one of her most challenging tasks. Faced with replacing National Defensive Player of the Year Jennifer Risper and All-American Christina Wirth, Balcomb guided an undersized team back to the NCAA Tournament, where they narrowly missed advancing to their third consecutive Sweet 16.

Despite having to overcome numerous injuries throughout out the season and a size disadvantage in almost every game, Vanderbilt finished the season 23-11 overall. Individually, Balcomb helped junior point guard Jence Rhoads earn first team All-SEC honors, while senior shooting guard Merideth Marsh earned second team All-SEC accolades. Elan Brown and Tiffany Clarke were also named to the SEC All-Freshman Team.

In nine seasons at Vanderbilt, Balcomb has won 12 games in the NCAA Tournament, which ranks 13th among active coaches for most wins in the NCAA Tournament during that time. She holds a winning percentage of 67.1 against SEC opponents. In all, Balcomb owns series advantages over 10 of the 11 schools in the SEC.

Before arriving at Vanderbilt, the Cranbury, N.J., native spent seven seasons at Xavier University. Beginning in 1995, her up-tempo style wreaked havoc on the Atlantic 10 while building the Musketeers into a national contender. In 1998, Xavier recorded its second postseason appearance in school history with a selection to the Women's National Invitational Tournament. Each of the next three seasons, Xavier competed in the NCAA Tournament, capped in 2001 by a victory over perennial power Tennessee and a run to the Elite Eight.

En route to earning three invitations to the NCAA Tournament and compiling a 136-78 record during her tenure, Balcomb's offensive schemes helped push Xavier onto the national stage. Musketeer field-goal percentages ranked among the top three in the nation during three different seasons while the 1999 squad led the country in 3-point accuracy at 40.1 percent. Her 2000-01 squad averaged 79.4 points per game, the highest total in program history. Individual records were rewritten as well. Of the 15 Musketeers who have scored at least 1,000 points in a career, six of them played on Balcomb-coached teams.

Before her accomplishments at Xavier, Balcomb took her first head coaching position at Ashland University. Prosperity was immediate as Balcomb's first unit matched the best record in school history at 18-9 while registering its first winning season in the Great Lakes Valley Conference with an 11-7 mark.

Prior to becoming a head coach, Balcomb served three years as an assistant at Providence College (1990-93), during which the Friars went 62-30, made two NCAA Tournament appearances and once (1990-91) led the nation in scoring



COACHING & SUPPORT STAFF

while they amassed a 26-6 record. In 1989-90, Balcomb was an assistant at Ohio University and she began her coaching career with a four-year stint (1985-89) on the staff at Niagara University.

In all, Balcomb has coached 19 players who have received All-SEC accolades. Nine of her players have been drafted by the WNBA, including VU's Chantelle Anderson, Ashley McElhiney, Jenni Benningfield, Ashley Earley, Carla Thomas, Dee Davis and Christina Wirth. Her Xavier teams won two league tournament titles (2000 and 2001) and one regular-season championship in the Atlantic 10 Conference (2001).

Xavier's successes during the Balcomb era helped push for construction of the Cintas Center, a state of the art facility which became home to Xavier basketball at the start of the 2000-01 season and - ironically - was dedicated with a victory over Vanderbilt. That season the program posted a school record for attendance with a total of 40,098 fans, who thrilled in the Musketeers' style of play and their results. Commodore followers have enjoyed the entertainment as well.

Her basketball education began at an early age among some of the most well respected coaches in the game. Balcomb's father, Alan, was a varsity boy's coach for 30 years at South Brunswick (N.J.) High School, and then served as an assistant for four years at Princeton University under Pete Carril, the master of the half-court game.

For Balcomb, however, a complete education goes far beyond the hardwood. Every eligible, four-year player during Balcomb's coaching tenure has earned her degree. In May of 2011, Balcomb's team earned a Public Recognition Award for finishing among the nation's top 10 percent in multi-year Academic Progress Rates (APR). Six of seven squads at Xavier earned team grade point averages that ranked in the Top 25. In 2004-05, 40 percent of the Commodore basketball team was named to the Southeastern Conference Academic Honor Roll. Vanderbilt led the SEC with eight players being named to the honor roll in 2003-04.

Two Commodores have been named SEC Scholar Athletes of the Year under Balcomb. Hillary Hager received the honor in 2004 and Christina Wirth won it in 2009. With was also named a 2009 Lowe's Senior CLASS All-American, while receiving WBCA and NCAA post-graduate scholarships. Hager recently returned to Vanderbilt and received her doctorate in 2010.

Balcomb also stresses the importance of community service to her teams. VU logged more than 95 hours of community service last season, including numerous opportunities to visit with young patients at the Vanderbilt Children's Hospital. After the devastating Nashville flood in 2010, Balcomb and her coaching staff volunteered in helping to clean up flood-damaged areas. Balcomb herself has been active in outreach to the surrounding area, participating in numerous fundraising events for local and national organizations, including Coaches vs. Cancer, the Race for the Cure, Mercy Ministries, Vanderbilt Children's Hospital and the Girl Scouts of America. She joined colleagues to represent the SEC in the 2008 4Kay Golf Classic to benefit the Kay Yow Cancer Fund.

An avid golfer, Balcomb finds time to make it to beach on her rare weeks off, and also enjoys reading.

BALCOMB'S YEAR-BY-YEAR RECORD

Year	University	W	L	Postseason
1993-94	Ashland	18	9	
1994-95	Ashland	10	17	
1995-96	Xavier	15	13	
1996-97	Xavier	10	17	
1997-98	Xavier	17	12	WNIT
1998-99	Xavier	24	9	NCAA 2nd Round
1999-00	Xavier	26	5	NCAA 1st Round
2000-01	Xavier	31	3	NCAA Elite 8
2001-02	Xavier	12	19	
2002-03	Vanderbilt	22	10	NCAA 2nd Round
2003-04	Vanderbilt	26	8	NCAA Sweet 16
2004-05	Vanderbilt	24	8	NCAA Sweet 16
2005-06	Vanderbilt	21	11	NCAA 2nd Round
2006-07	Vanderbilt	28	6	NCAA 2nd Round
2007-08	Vanderbilt	25	9	NCAA Sweet 16
2008-09	Vanderbilt	26	9	NCAA Sweet 16
2009-10	Vanderbilt	23	11	NCAA 2nd Round
2010-11	Vanderbilt	20	12	NCAA 1st Round
Overall (18 years)		378	188	.667
Ashland (Two years)		28	26	.538
Xavier (Seven years)		135	78	.634
Vanderbilt (Nine years)		215	84	.719

BALCOMB'S ACCOLADES

- ★ 12 NCAA Appearances, including nine straight at VU
- ★ Five NCAA Regional Semifinal appearances
- ★ Three SEC Tournament championships
- ★ Fastest Vanderbilt coach to 200 wins
- ★ 2003 Naismith Coach of the Year Top 25 finalist
- ★ Two Atlantic 10 Tournament championships (2000, '01)
- ★ 2001 NCAA Regional Finals appearance
- ★ 2001 Atlantic 10 regular season championship
- ★ 2001 Atlantic 10 Coach of the Year
- ★ 2001 March of Dimes Greater Cincinnati Coach of the Year
- ★ 2001 Naismith, ESPN Coach of the Year finalist
- ★ Inducted into Greater Cincinnati Basketball Hall of Fame, 2001

BALCOMB AGAINST THE SEC AT VANDERBILT

Alabama: 11-1
 Arkansas: 12-1
 Auburn: 14-0
 Florida: 11-4
 Georgia: 11-5
 Kentucky: 10-4
 LSU: 8-5
 Ole Miss: 7-4
 Miss State: 8-4
 USC: 9-2
 Tennessee: 1-20
102-50 = 67.1 winning percentage



COACHING & SUPPORT STAFF

Assistant Coaches



VICKY PICOTT

Assistant Coach

*10th Season
Rutgers, 1992*

Vicky Picott has served as an assistant coach under Melanie Balcomb for the past decade, including the last nine years as the post coach for the Commodores.

Under Picott the Commodores' inside presence has played a large role in the team having an average

national rank of 8th in field-goal percentage under Balcomb.

The last few seasons have produced some of Picott's finest coaching efforts. In 2009, the Commodores lost their starting center due to injury shortly before postseason play and Picott employed the 5-foot-8 Jennifer Risper to occupy the middle of the court. Despite a size disadvantage, Risper and forward Christina Wirth guided the Commodores to the SEC Tournament title and the Sweet 16.

In 2010, Picott again was faced with having an undersized interior. However, despite being small in stature, the Commodores advanced to the second round of the NCAA Tournament. Picott also helped forwards Elan Brown and Tiffany Clarke earn SEC All-Freshman honors.

In 2011, Picott helped freshman center Stephanie Holzer earn SEC Sixth Woman of the Year, honorable mention All-SEC and a spot on the SEC All-Freshman team.

Picott has developed a number of inside players at Vanderbilt into professional prospects, including 2007 first-round WNBA draft pick Carla Thomas. In seven seasons, six Commodores under Picott's tutelage have been selected in the NBA draft, including Thomas (Chicago), second-overall pick Chantelle Anderson (2003, Sacramento), Wirth (2009, Indiana), Risper (2009, Chicago), Jenni Benningfield (2004, Indiana) and Earley (2005, Indiana).

"The consistency that Vicky Picott has given our team has been invaluable," Balcomb said. "You can't win without that consistency. Vicky is an extremely knowledgeable teacher with a passion for the game that sets her apart. I'm always telling kids that if they want to go to the pros as a post, they need to come play for Vicky."

Picott, who prepped at the same high school that produced Balcomb, came to Nashville with her fellow New Jerseyyan in 2002 after two seasons at Xavier.

There, Picott helped direct the Musketeers to a 43-22 mark, including the 2000-01 campaign that featured a trip to the NCAA Tournament Midwest Regional Finals. Before joining Balcomb at Xavier, Picott served as an assistant coach at Temple from 1995-2000. She also worked as an assistant coach at Drexel during the 1994-95 season.

Picott is a 1992 graduate of Rutgers University. She still ranks fourth in school history in career points (1,792), third in rebounds (1,029) and fifth in steals (225). A four-year starter at Rutgers, Picott was named the Atlantic-10 Freshman of the Year following the 1998 season.

She earned all-conference honors three times and was a two-time Most Valuable Player of her team. Picott also earned the New Jersey Sports Writers Player of the Year and District II Regional All-America honors her senior season. For her efforts, Picott was inducted into the Rutgers Hall of Fame on April 26, 1998.

Picott boasts extensive international experience, as well. She was selected to two Olympic Festival Teams (1987, 1989) and was a member of the Junior World Championship team that brought won gold after competing in Sao Paulo, Brazil. Picott played in the Women's Professional Basketball Association in Luxembourg (1992-93), helping to lead the Etzella Team to the Luxembourg Cup Championship. While in Luxembourg, she continued her development in coaching by working with high school teams.



KIM ROSAMOND

Assistant Coach

*Fifth Season
Ole Miss, 1998*

Kim Rosamond is in her fifth season at Vanderbilt as assistant coach and recruiting coordinator for Melanie Balcomb's Commodores.

Hired before the 2007-08 season Rosamond brought 10 years of SEC experience as a player and coach

with her to Vanderbilt, in addition to two seasons spent locally at Middle Tennessee State. Rosamond coordinates Vanderbilt's recruiting efforts while also contributing to every facet of scouting, player development and on-court strategy.

Rosamond's impact in recruiting was felt almost immediately. In 2009, 2010 and 2011, Rosamond was instrumental in the Commodores bringing in recruiting classes that were ranked among the nation's best by numerous reporting services.

In each of the last two seasons, two players Rosamond helped bring to Vanderbilt earned SEC All-Freshman honors. In 2010 it was Elan Brown and Tiffany Clarke and in 2011 it was Stephanie Holzer (redshirt) and Jasmine Lister.

"Kim has come in and made recruiting a full-time job," Balcomb said. "She is really helping us get ahead on the recruiting front, and get after that next-level talent. Kim is high energy and takes a great deal of pride in her job. On top of doing a tremendous amount of relationship-building for us, Kim has an outstanding knowledge of the game of basketball."

At MTSU, Rosamond was hired by Stephany Smith in 2003 as an assistant coach. She would serve as the interim head coach when Smith left in 2005. During her tenure in Murfreesboro, the Lady Raiders boasted consecutive 24-win seasons while capturing a pair of Sun Belt Conference championships and scoring two first-round NCAA Tournament upsets (over North Carolina and North Carolina State, respectively).

Prior to her time at MTSU, Rosamond spent five years as an assistant at her alma mater, Ole Miss. She was hired onto Coach Ron Aldy's staff in 1998 just months after graduating and would be promoted to recruiting coordinator in 2001.

Rosamond was responsible for bringing a pair Top 50 classes to Oxford. Two Tennessee Miss Basketball selections were included in her Lady Rebel classes, with her final group of signees — highlighted by All-American Armintie Price — having reached the NCAA Elite Eight in 2007.

Rosamond attended high school at Winston Academy in Louisville, Miss., where she was recruited to Ole Miss by Van Chancellor. She was a four-year letterwinner for the Lady Rebels (1995-98). Following her senior year, Rosamond was the recipient of the team's Lady Rebel Award, which is given to the player who excels on and off the court.

As a student-athlete at Ole Miss, Rosamond was the first Lady Rebel to earn All-SEC Academic honors in all four years of her collegiate career.

After serving as the Interim Head Coach at MTSU following the 2005 season, Rosamond worked in the private sector prior to coming to Vanderbilt.



COACHING & SUPPORT STAFF

Assistant Coaches



TOM GARRICK

Assistant Coach

*Third Season
Rhode Island, 1989*

Tom Garrick is the newest member of Melanie Balcomb's coaching staff. A former Head Coach at the University of Rhode Island, Garrick joined Vanderbilt's staff as an assistant coach in the summer of 2009.

Garrick focuses on working with the team's guards, and his impact has been felt immediately. In 2011, Garrick helped Jence Rhoads earn honorable mention All-America honors and first team All-SEC. He was also vital in the development of freshmen Jasmine Lister and Christina Foggie. Lister earned SEC All-Freshman honors at point guard.

In his first year with the Commodores, Garrick helped Vanderbilt advance to the second round of the NCAA Tournament, and also played a role in Vanderbilt ranking second in the SEC in field-goal percentage and three-point field-goal percentage.

Before arriving at Vanderbilt, Garrick spent the past 11 years coaching at his alma mater, including 2005-09 as the head coach of the Rams' women's basketball team.

"Tom brings an exceptional wealth of knowledge with him to our program," Balcomb said. "I know Tom's vast experience — as both a player and a coach — will be an invaluable asset to our program."

Garrick began his coaching career as an assistant for the Rhode Island men's team in 1998-99, helping the Rams win the Atlantic-10 Championship in his first year. In 2001, he moved over to the women's side to work under Head Coach Boe Pearman.

When Pearman took a leave of absence in 2004, Garrick was named the acting head coach. He would take an assistant coaching position at the University of Virginia that spring before returning to Rhode Island in August to become the school's sixth head coach.

An outstanding player at Rhode Island, Garrick was drafted by the Los Angeles Clippers in 1988 and would play in the NBA for four seasons, including stints in San Antonio, Minnesota and Dallas. Garrick's professional career also took the "Ocean State" native overseas to play in Germany, Turkey and Spain during a five-year span.

Garrick earned a bachelor's degree in communications from Rhode Island, where he was a four-year letterwinner for the men's basketball team. Nicknamed "the Chief," he led the 1988 squad to the Sweet 16, while compiling a program-best 28-7 record. Garrick still ranks among the school's all-time Top 10 in scoring (1,573 points) steals (189) and assists (407), and was inducted into the URI Athletic Hall of Fame in 1998.

During his prep career, Garrick was a two-time all-state basketball player for West Warwick (R.I.) High School, while also excelling in football.



CHANELL THOMAS

Director of Operations

*First Season
Vanderbilt, 2005*

Chanell Thomas begins her first season on Melanie Balcomb's staff as the team's director of basketball operations.

Thomas serves as the primary liaison between the women's basketball staff and other support

areas, while also coordinating team travel and over seeing the student manager program.

Thomas is no stranger to the Vanderbilt women's basketball program. She was part of the student manager program at Vanderbilt, including a stint at head manager. Thomas graduated from Vanderbilt in 2005 with a degree in human and organizational development from the Peabody College.

She also worked with the team as graduate administrative assistant during the 2005-06 season.

Her basketball experience also includes time on the support staff for USA Basketball during the 2001 World University Games in Beijing, China.

After earning a master's degree in Higher Education Administration from Peabody in 2007, Thomas worked at Belmont University as a federal work study counselor in the financial services office before returning to her alma mater in 2008 as a financial aid officer.

Originally from Tuscaloosa, Ala., Thomas was raised in Columbia, Tenn. She has one daughter, Yvonne (4).



REBECCA SILINSKI

Graduate Assistant

*First Season
Vanderbilt, 2011*

Rebecca Silinski, a four-year letterwinner for the Commodores from 2008-11, is now in her first season on Melanie Balcomb's staff. Silinski graduated in May and is in her first year in graduate school.

Silinski appeared in 63 games over her career, while starting six contests as a senior. She notched a career-high eight points as a junior against Ole Miss, before matching that total her senior year versus Quinnipiac. She was one of three team captains last season.

Born in Pittsburgh, Pa., Silinski earned a degree in Political Science and Communications Studies from Vanderbilt's College of Arts & Sciences in 2011. She is currently working towards a master's in Leadership and Organizational Performance.



COACHING & SUPPORT STAFF

Support Staff



CANDICE LEE

Associate Director of Student Athletics/SWA

A former four-year letterwinner for Vanderbilt's women's basketball team, Candice Lee has served as Vanderbilt's Senior Woman Administrator and Compliance Director since 2004. Lee also serves as an associate director of student athletics,

and has overseen the operation of Vanderbilt's women's basketball program since 2008. In July, 2010 she began overseeing Vanderbilt Student Services.

A former post player for the Commodores, Lee graduated with a Bachelor of Science degree in 2000. Lee also received her master's degree in education from Vanderbilt in 2002. Lee is currently a doctoral candidate in Vanderbilt's Higher Education Administration program.

As a player, Lee helped the Commodores to three NCAA Tournament appearances after redshirting her first season. Lee was a former Gatorade Player of the Year in Alabama.

A native of Madison, Ala., the former Candice Storey has been married to Sean Lee for two years.



TASHA WEDDLE

Strength & Conditioning

Tasha Weddle is entering her seventh season as the strength and conditioning coach for the Vanderbilt women's basketball team. Weddle also works with the Commodore women's bowling, lacrosse and soccer programs.

A native of Trafalgar, Ind., Weddle played basketball at

North Carolina State before transferring to play at Evansville. She earned her bachelor's degree from Evansville in sports science in 1996.

No stranger to the Southeastern Conference, Weddle began her professional career as a graduate assistant at the University of Tennessee. Weddle's first full-time opportunity came at Kent State University. She then worked with the Purdue University Boilermakers for five seasons before coming to Nashville.

Weddle designs year-round strength and conditioning plans for each specific student-athlete, ensuring the maximum benefit to every player. In May 2011, Weddle was named Master Strength and Conditioning Coach by the Collegiate Strength and Conditioning Coaches Association.

"Our conditioning program is better than it's ever been," Coach Balcomb said. "The attitude and effort is really high, and everyone on our team is stronger and more fit. The entire team has bought into Tash's system and the results are showing."



MICHELE LOFTIS

Athletic Trainer

Michele Loftis enters her eighth season with the women's basketball team at Vanderbilt.

Loftis earned her bachelor's degree from the University of Nebraska at Omaha in exercise science with minors in athletic training as well as psychology. She received her masters of science in sports and recreation management from the

University of Idaho in 2000. Loftis worked with the Vandals until 2004, serving as the primary athletic trainer for numerous sports.

A certified athletic trainer licensed in the state of Tennessee, Loftis is an examiner for the NATA's Board of Certification and serves as the treasurer of the SEC Athletic Trainers Committee.



VICKI SPINA

Administrative Assistant

Vicki Spina has been an integral part of the Vanderbilt women's basketball program since 1995, when she was hired as the team's administrative assistant.

Now entering her 17th season, Spina continues to manage the day-to-day operations of the women's basketball office, including event planning and coordinating Coach Balcomb's schedule. Prior to joining the Commodore staff, Spina enjoyed positions with Delta Airlines, Philip Morris and Hallmark Cards.

A native of Fox Lake, Ill., the former Vicki Jones has been married to Mike Spina for 31 years. The couple currently resides in Brentwood, Tenn. They have three grown children — Lauren, Jennifer and Philip — and two grandchildren — Josie and Michael.



CHRISTY HOGAN

Academic Services Coordinator

Christy Hogan is entering her seventh season as the academic services coordinator for the Vanderbilt women's basketball team.

Her background as a two-sport athlete at the University of Richmond makes her a perfect resource for Commodore student-athletes. A four-year starter in field hockey and

lacrosse, Hogan relates to the student-athlete experience like few others can.

Hogan began her professional career as an assistant lacrosse coach at Notre Dame before working as an academic counselor for the Fighting Irish football, softball, and women's soccer teams, while earning her masters in secondary education at Indiana.

The former Christy Yarnell, Hogan and husband Rex reside in Nashville with their three children, McKenna, Ryan and Erin.



VANDERBILT ADMINISTRATION

NICHOLAS ZEPPPOS • Chancellor



Chancellor Nicholas S. Zeppos was raised in Milwaukee, where he spent many an afternoon watching the great Hank Aaron of the Braves slug home runs in the old County Stadium.

Named Vanderbilt's eighth chancellor in 2008, Zeppos has taken a keen interest in athletics at Vanderbilt during his more than two decades at the university.

"I don't do the operations," Zeppos said. "I don't call the plays, I don't throw the passes. I see my job as simply trying to do whatever I can to support all of the talented people who do these things."

This support has included the endorsement of an athletics capital improvement plan expected to surpass \$50 million, which orchestrates efforts to improve the student experience for athletes and assists with recruiting.

"One thing I consider the ultimate compliment is when a coach calls me and says, 'I've got a couple of recruits here. Could you meet them?'"

A distinguished legal scholar, teacher and executive, Zeppos served from 2002 to February 2008 as Vanderbilt's chief academic officer, overseeing the university's undergraduate, graduate and professional education programs and research in liberal arts and sciences, engineering, music, education, business, law, and divinity. As provost and vice chancellor, he chaired Vanderbilt's budgeting and capital planning council, as well as oversaw the dean of students and dean of admissions.

Zeppos has led a number of important initiatives at Vanderbilt, including the planning process for The Commons, a landmark transformation of the first-year experience; the Strategic Academic Planning Group; innovative efforts in undergraduate admissions and financial aid; and the development of new programs in Jewish

studies, law and economics, and genetics, among others.

In a bold move to strengthen Vanderbilt's commitment to admitting undergraduates on the basis of accomplishment and achievement, rather than

their ability to pay, in 2009, Zeppos created an expanded financial aid program. By replacing undergraduate need-based loans with grant and scholarship assistance, this transformative initiative opened the university's doors wider to highly talented and qualified students of all economic, cultural and geographical backgrounds. The expanded aid program is funded by a combination of strategic budget allocations and the university's Shape the Future fundraising campaign, which under Zeppos' leadership exceeded its \$1.25 billion goal two years ahead of schedule and set a new target of \$1.75 billion by 2011.

Zeppos was recognized with five teaching awards at the law school before serving as an associate dean, associate provost, and provost and vice chancellor for academic affairs. He also served as interim chancellor for eight months prior to being formally appointed as Vanderbilt's eighth chancellor on March 1, 2008. He is a member of the 2010-11 executive committee of the Southeastern Conference.

In the Nashville community, Zeppos serves on the boards of the Nashville

Area Chamber of Commerce and the Nashville Alliance for Public Education.

From 1982 to 1987, Zeppos practiced law in Washington, D.C., at the United States Department of Justice and at Wilmer, Cutler & Pickering, where he specialized in appellate litigation involving complex regulatory, statutory and constitutional matters.

Zeppos is a 1979 magna cum laude graduate of the University of Wisconsin Law School, where he served as editor in chief of the Wisconsin Law Review and was selected as the outstanding graduate of his class. He studied history during his undergraduate years at the university, where he was a 1976 Phi Beta Kappa graduate.


He is married to Lydia A. Howarth, a graduate of the University of Chicago and Lawrence University, who is an editor. They have two sons, Benjamin and Nicholas.





VANDERBILT ADMINISTRATION

DAVID WILLIAMS • Vice Chancellor University Affairs and Student-Athletics



Few Commodores enjoy Vanderbilt Athletics' successes more than Vice Chancellor David Williams II.

Whether supporting coaches and student-athletes, presiding over important athletic activities, or debating strategic policy changes in Commodore athletics, Williams plays a key leadership role in the administration of Vanderbilt Athletics.

For the last eight years, Williams has guided Vanderbilt Athletics into a bold new direction while serving as Vice Chancellor for University Affairs and Athletics.

Under Williams, the Vanderbilt program has many successes on and off the field of competition. Williams has directed an initiative to more fully integrate Commodore athletics into the total Vanderbilt experience.

Today, Williams' efforts have placed the Vanderbilt program among the most innovative in the nation. Since sweeping changes were initiated in 2003, Williams has firmly placed his stamp on the program. He has overseen the recruitment and hiring of seven outstanding head coaches. His tenure has witnessed substantial improvement in academic performance by Vanderbilt student-athletes. Williams also has addressed numerous facility upgrades, including an extensive refurbishing of Vanderbilt Stadium, expansion of Hawkins Field, addition of new tennis courts and renovations in Memorial Gym.

Under Williams, Vanderbilt Athletics have prospered. Since 2006-07, at least eight sports have participated in postseason action each year. Eight Vanderbilt athletes have been selected in the first round of their respective sports in the last five years. Off the field, student-athletes' collective GPA has reached its highest level in more than a decade. In addition, numerous teams and student-athletes have engaged in overseas travel.

Athletics is but a small part of Williams' influential Vanderbilt role. Williams also serves as General Counsel directing a staff of 14 attorneys and Secretary of Vanderbilt and its nationally recognized Medical Center. In addition, he oversees the Office of Risk Management, Compliance and Conflict of Interest functions, and the operations of the Vanderbilt

University Board of Trust.

Williams' campus participation also includes a tenured full professorship at the School of Law, lecturing on Tax Law, Sports Law and Education Law. He has taught a course on Law and Higher Education at Peabody College, and from time to time, courses in the undergraduate curriculum.

Williams has reached outside of the Vanderbilt community in the area of intercollegiate sports. Williams served as a member of the SEC team that negotiated the recent SEC/ESPN/CBS contract, and is beginning a three-year term on the NCAA Division I Academic Cabinet.

He also serves as a member of the NCAA Infraction Appeals Committee.

Williams was named Vice Chancellor, General Counsel and Secretary of Vanderbilt in 2000. His role moved toward administration of Vanderbilt student affairs and athletics in 2002.

Williams came to Vanderbilt after serving in numerous administrative roles at Ohio State University over a 14-year period. When he accepted the Vanderbilt role, Williams was Vice President of Student and Urban/Community Affairs and Professor of Law at Ohio State.

A native of Detroit, Mich., Williams received a Bachelor of Science in Social Science and Master of Arts in Education from Northern Michigan University where he was a member of the track team. He also earned a Master of Business Administration and a Doctor of Jurisprudence from the University of Detroit, and an L.L.M. in taxation from New York University.

Before entering law school, Williams spent 10 years as a teacher and coach in the Detroit public school system.

Williams is active in the Nashville area community, serving as an executive member and director with several organizations. He is treasurer and finance committee chair of both the Nashville Symphony Board of Directors and Nashville Public Television. Some of Williams' other board memberships include the Nashville Sports Council, Tennessee Sports Hall of Fame, Adventure Science Center, 100 Black Men of Middle Tennessee, the Nashville Rotary and Special Olympics Tennessee.

Professionally, Williams is an active member of the American Corporate Counsel Association, the National Association of College and University Attorneys and the American Bar Association. He is a member of the Continuing Legal Education committee of both the Nashville Bar Association and the NACUA. As a member of ABA's Section of Business Law, Williams has served as a member of the Corporate Counsel Committee. He held terms on two prestigious legal committees – the ABA Standing Committee on Public Education and the ABA Section on Legal Education and Admissions Standards Review Committee.

Williams also is a member of the American Law Institute, and a past member of the Harry Phillips Inn of Court. He has served on a number of ABA Accreditation site visits of law schools and has completed a term on the Membership Review Committee of the American Association of Law Schools. Williams has written, lectured and participated in many seminars on topics of tax law, sports law, law and education, and legal history. Williams was recently elected to a three-year term on the board of directors for the National Association for Colleges and University Attorneys.

Williams has taught at the law schools of the University of Detroit, Capital University, the Ohio State University and Vanderbilt, and directed the Ohio State University Law Program in Oxford, England in 1992 and 1995. He was elected outstanding law professor at both the University of Detroit and Ohio State.

Williams and his wife, Gail, have two children: Samantha, who is a varsity swimmer and rising junior at Brown University, and Nicholas, who is a 10th grader at University School of Nashville and competes in cross country, basketball, track and soccer. His wife serves as the Associate Director of Community Relations at Vanderbilt, is president of the University School of Nashville Board of Trustees, and is the immediate past chair of the Metro Transit Authority.



2010-11 SEASON REVIEW

Noteworthy

12th Straight NCAA Tournament

- Vanderbilt advanced to the NCAA Tournament for the 12th straight season.
- The Commodores earned the No. 10 seed in the Spokane Region. Vanderbilt lost to Louisville in a first round game in Cincinnati.
- The loss snapped an 11-year streak of winning at least one NCAA Tournament game.
- Vanderbilt is one of eight teams in the country that has advanced to the NCAA Tournament 12 straight years.
- The trip to the NCAA Tournament was Vanderbilt's 24th all-time.

12th Straight 20-Win Seasons

- By finishing 20-12 overall, the Commodores reached the 20-win plateau for the 12th straight season.
- Vanderbilt has reached 20-plus wins 19 of the last 20 seasons and 25 seasons all-time.

Men & Women to Big Dance

- For just the ninth time in school history both the men's and women's basketball teams advanced to the NCAA Tournament.
- It was just the second time that both teams have advanced in two straight years (2007 & 2008).

Third Place in the SEC

- Vanderbilt's overtime win in the regular season finale at South Carolina vaulted the Commodores into third place. A loss would have put Vanderbilt in fifth place, matching the team's 2010 league finish.
- Vanderbilt has finished in the top four of the league four of the last five years and hasn't finished below a tie for fifth since 2000.

Vanderbilt Advances to SEC Tournament Semifinals

- For the fifth straight season Vanderbilt advanced to the semifinals of the SEC Tournament. The three-seed, Vanderbilt topped 11th-seeded Mississippi State in the quarterfinals before losing to Kentucky in the semis.
- Overall, the team has won at least one SEC Tournament game every year since 2000 (12 seasons).

Vanderbilt in the National Rankings

- Vanderbilt began the season ranked in both polls for the first four weeks. Vanderbilt was No. 21 in the preseason ESPN/USA Today Coaches Poll and No. 24 in the AP Poll.
- Vanderbilt last received votes in the AP poll on Feb 14.

Rhoads an All-American

- Jence Rhoads was named honorable mention All-American by the Associated Press. She was the ninth player in VU history to earn All-America honors from the AP.
- Rhoads was also a WBCA Region 3 All-American.

Trio Earns SEC Honors

- Jence Rhoads, Stephanie Holzer and Jasmine Lister each earned postseason SEC awards.
- Rhoads earned first team All-SEC honors by the league's head coaches for the second year in a row. She also earned second team honors from the league's media.
- Stephanie Holzer was named to the SEC All-Freshman Team and was named Sixth Woman of the Year. Holzer was also named honorable mention All-SEC by the league's media.
- Jasmine Lister was named to the SEC All-Freshman Team.

Rhoads Sets New Vanderbilt Standard

- Jence Rhoads became the first player in school history with 1,100 points, 500 assists and 400 rebounds.

Tuomi & Rhoads top 1,000 Points

- Seniors Jence Rhoads and Hannah Tuomi each topped 1,000 career points during their senior seasons.

Clarke on All-SEC Tournament Team

- Tiffany Clarke was named to the SEC All-Tournament Team after averaging 20.5 points and 13.0 rebounds in two games.

Statistically Speaking

- Vanderbilt finished the 2010-11 season ranked 14th nationally in field-goal percentage (45.1%).
- Since 2000, Vanderbilt and UCONN are the only two programs to rank in the top 20 in field-goal percentage every year.

Topping 200 wins

- Head Coach Melanie Balcomb became the third Vanderbilt coach to reach 200 wins when the Commodores beat Southern Illinois on Dec. 7.
- Balcomb was the fastest coach in school history to reach 200 wins, five games sooner than Jim Foster.

Balanced Attack

- Four players averaged double figures in scoring for the first time since the 2004-05 season.

Youth and Injuries

- In the SEC, only Georgia had as few upperclassmen as Vanderbilt did with its five.
- In 14 of the team's 32 games, at least one of its top five leading scorers was injured and did not play.
- Vanderbilt started three freshmen in a game at Florida State for the first time since March 3, 1983.

Anderson's Jersey Retired

- All-time leading scorer Chantelle Anderson had her jersey retired during the Feb. 13 Tennessee game. The game was also the first annual WBB Reunion.

Playing on College GameDay

- Vanderbilt played at Tennessee on ESPN College GameDay on Jan. 15. It was just the second women's game to be featured on GameDay.

Home Sweet Home

- The Commodores finished last season with a 12-3 record at home.
- Vanderbilt has never had a losing season at Memorial Gym and has an all-time record of 396-92 (81.1%)
- Vanderbilt began the year 12-0 at home, matching the best start in school history.

Three Seniors Graduate

- Seniors Jence Rhoads, Rebecca Silinski and Hannah Tuomi all earned their degrees in May.
- The Commodores have a 100% graduation rate under Coach Balcomb.



2010-11 STATISTICS

Record	Overall	Home	Away	Neutral
All Games	20-12	12-3	6-7	2-2
Conference	10-6	5-3	5-3	--
Non-Conference	10-6	7-0	1-4	2-2

Overall Statistics (SEC Finish: 3rd)

No.	Player	GP-GS	Min-Avg	FG-FGA	Pct	3FG-FGA	Pct	FT-FTA	Pct	Rebounds		PF-FO	A	TO	Blk	Stl	Pts-Avg
										Off-Def-Tot-Avg							
11	LISTER, Jasmine	32-32	1086-33.9	131-335	.391	65-177	.367	50-70	.714	23-60-83-2.6	75-1	103	85	0	20		377-11.8
22	RHOADS, Jence	29-29	1019-35.1	139-309	.450	2-10	.200	60-98	.612	44-99-143-4.9	51-1	140	83	13	30		340-11.7
15	TUOMI, Hannah	32-32	843-26.3	135-228	.592	0-0	.000	89-121	.736	71-120-191-6.0	79-2	52	84	4	21		359-11.2
21	HOLZER, Stephanie	28-2	525-18.8	125-220	.568	0-0	.000	60-79	.759	58-110-168-6.0	81-5	13	67	40	22		310-11.1
10	FOGGIE, Christina	21-7	500-23.8	58-182	.319	41-117	.350	50-66	.758	16-36-52-2.5	38-1	43	28	4	25		207-9.9
34	CLARKE, Tiffany	32-17	529-16.5	89-159	.560	0-0	.000	66-108	.611	50-122-172-5.4	70-1	17	46	26	11		244-7.6
04	PULEO, Angela	31-12	617-19.9	47-123	.382	40-104	.385	21-26	.808	11-40-51-1.6	28-0	45	39	1	13		155-5.0
32	SMITH, Gabby	31-13	519-16.7	39-103	.379	21-62	.339	25-29	.862	16-38-54-1.7	32-0	45	35	2	17		124-4.0
30	BROWN, Elan	31-3	488-15.7	42-116	.362	11-46	.239	26-31	.839	44-58-102-3.3	58-2	19	34	11	29		121-3.9
33	SILINSKI, Rebecca	20-6	105-5.3	7-21	.333	0-0	.000	9-16	.563	8-10-18-0.9	15-0	3	9	1	3		23-1.2
12	COLEMAN, Jordan	23-7	229-10.0	6-13	.462	0-0	.000	8-14	.571	20-35-55-2.4	36-0	10	13	5	7		20-0.9
44	JAROSZ, Tori	6-0	15-2.5	0-4	.000	0-0	.000	1-2	.500	3-5-8-1.3	5-0	0	3	4	0		1-0.2
TM	TEAM									54-73-127-4.0	2			13			
	Total	32		818-1813	.451	180-516	.349	465-660	.705	418-806-1224-38.2	570-13	490	539	111	198		2281-71.3
	Opponents	32		741-1955	.379	165-537	.307	405-589	.688	496-669-1165-36.4	590-19	362	500	97	243		2052-64.1

SCORE BY PERIODS:	1ST	2ND	OT	OT2	TOTAL
Vanderbilt	1001	1244	23	13	2281
Opponents	869	1167	9	7	2052

DEADBALL REBOUNDS:	OFF	DEF	TOTAL
Vanderbilt	93	8	101
Opponents	88	10	98

Southeastern Conference Games Only

No.	Player	GP-GS	Min-Avg	FG-FGA	Pct	3FG-FGA	Pct	FT-FTA	Pct	Rebounds		PF-FO	A	TO	Blk	Stl	Pts-Avg
										Off-Def-Tot-Avg							
22	RHOADS, Jence	15-15	560-37.3	75-169	.444	1-5	.200	39-66	.591	22-60-82-5.5	26-0	74	47	7	15		190-12.7
21	HOLZER, Stephanie	16-0	321-20.1	79-130	.608	0-0	.000	35-50	.700	34-68-102-6.4	49-4	10	42	22	11		193-12.1
11	LISTER, Jasmine	16-16	545-34.1	65-162	.401	27-79	.342	20-28	.714	10-34-44-2.8	41-1	52	46	0	8		177-11.1
10	FOGGIE, Christina	9-2	219-24.3	25-87	.287	19-57	.333	26-34	.765	9-16-25-2.8	21-1	10	12	2	12		95-10.6
15	TUOMI, Hannah	16-16	408-25.5	60-113	.531	0-0	.000	30-42	.714	36-54-90-5.6	36-1	27	43	2	11		150-9.4
34	CLARKE, Tiffany	16-9	306-19.1	46-83	.554	0-0	.000	38-60	.633	27-72-99-6.2	39-1	6	26	15	7		130-8.1
04	PULEO, Angela	16-9	386-24.1	25-75	.333	21-64	.328	12-16	.750	7-23-30-1.9	16-0	23	24	1	6		83-5.2
30	BROWN, Elan	15-0	204-13.6	13-41	.317	3-15	.200	14-17	.824	25-31-56-3.7	22-0	7	17	3	6		43-2.9
32	SMITH, Gabby	15-6	204-13.6	12-34	.353	7-18	.389	10-14	.714	5-13-18-1.2	16-0	17	13	0	5		41-2.7
12	COLEMAN, Jordan	10-7	100-10.0	2-7	.286	0-0	.000	5-6	.833	7-11-18-1.8	18-0	4	4	2	5		9-0.9
33	SILINSKI, Rebecca	7-0	21-3.0	0-2	.000	0-0	.000	2-4	.500	0-2-2-0.3	4-0	0	1	0	0		2-0.3
44	JAROSZ, Tori	1-0	1-1.0	0-0	.000	0-0	.000	0-0	.000	0-1-1-1.0	2-0	0	0	0	0		0-0.0
TM	TEAM									33-45-78-4.9	2			5			
	Total	16		402-903	.445	78-238	.328	231-337	.685	215-430-645-40.3	292-8	230	280	54	86		1113-69.6
	Opponents.....	16		369-1013	.364	78-276	.283	214-323	.663	272-337-609-38.1	306	168	232	51	136		1030-64.4

LED TEAM IN POINTS

Jence Rhoads	7
Jasmine Lister	6
Stephanie Holzer.....	5
Hannah Tuomi	5
Tiffany Clarke	4
Christina Foggie	4
Angela Puleo	2
Elan Brown	1
Gabby Smith.....	1

LED TEAM IN REBOUNDS

Hannah Tuomi.....	10
Jence Rhoads	10
Tiffany Clarke	7
Stephanie Holzer.....	8
Jordan Coleman	2
Elan Brown.....	2

LED TEAM IN ASSISTS

Jence Rhoads	21
Jasmine Lister	11
Angela Puleo	3
Christina Foggie	2
Hannah Tuomi.....	1



2010-11 RESULTS

Date	Opponent	W-L	Score	Attendance	High Scorer	High Rebounder	High Assists
Nov. 14	HOWARD	W	80-55	3504	(20) Stephanie Holzer	(11) Stephanie Holzer	(8) Christina Foggie
Nov. 18	SAMFORD	W	70-60	3,603	(26) Stephanie Holzer	(10) Hannah Tuomi	(7) Angela Puleo
Nov. 21	at #16/14 Florida State	L	66-72	2,141	(21) Christina Foggie	(5) Jence Rhoads	(5) Christina Foggie
Nov. 26	QUINNIPIAC	W	111-53	3,489	(18) Elan Brown	(11) Tiffany Clarke	(5) Jence Rhoads
Nov. 28	PRINCETON	W	74-68	3,489	(16) Hannah Tuomi	(9) Hannah Tuomi	(6) Jasmine Lister
Dec. 1	at Bowling Green	L	68-79	2,157	(14) Jasmine Lister (14) Hannah Tuomi (14) Jence Rhoads	(7) Jordan Coleman	(5) Jence Rhoads
Dec. 5	at Denver	L	65-70	1,614	(19) Jence Rhoads	(6) Hannah Tuomi	(3) Angela Puleo (3) Jasmine Lister
Dec. 7	SOUTHERN ILLINOIS	W	81-68	3,612	(29) Hannah Tuomi	(6) Jordan Coleman	(7) Jence Rhoads
Dec. 9	UT MARTIN	W	72-60	3,764	(18) Gabby Smith	(13) Hannah Tuomi	(9) Jence Rhoads
Dec. 19	at Duquesne	W	80-59	1,862	(21) Jasmine Lister	(8) Jence Rhoads (8) Hannah Tuomi (8) Stephanie Holzer	(5) Jasmine Lister (5) Jence Rhoads
Dec. 21	WESTERN KENTUCKY	W	74-48	4,407	(21) Jence Rhoads	(5) Hannah Tuomi (5) Jence Rhoads	(4) Jasmine Lister
Dec. 29	vs. Delaware	W	72-51	2,097	(15) Angela Puleo	(6) Hannah Tuomi	(6) Jence Rhoads
Dec. 30	at Virginia Tech	L	68-74	2,470	(20) Jence Rhoads	(12) Stephanie Holzer	(5) Jence Rhoads
Jan. 2	at Ole Miss*	L	67-72	560	(16) Jence Rhoads (16) Hannah Tuomi	(7) Jence Rhoads	(8) Jence Rhoads
Jan. 6	MISSISSIPPI STATE*	W	65-44	3,818	(14) Stephanie Holzer	(13) Stephanie Holzer	(4) Hannah Tuomi
Jan. 9	AUBURN*	W	67-59	4,146	(22) Hannah Tuomi	(8) Jence Rhoads	(6) Jasmine Lister
Jan. 13	at Alabama*	W	82-66	1,961	(20) Jence Rhoads	(10) Stephanie Holzer	(6) Jence Rhoads
Jan. 15	at #5/6 Tennessee*	L	56-68	17,853	(17) Jasmine Lister	(6) Hannah Tuomi	(5) Jence Rhoads
Jan. 20	#23/24 ARKANSAS*	W	65-54	3,882	(17) Jasmine Lister	(9) Jence Rhoads	(5) Jasmine Lister (5) Jence Rhoads
Jan. 23	at #19/19 Kentucky*	L	68-78	7,104	(15) Christina Foggie	(6) Stephanie Holzer (6) Jence Rhoads	(4) Jence Rhoads
Jan. 30	OLE MISS*	W	71-42	5,862	(20) Angela Puleo	(11) Elan Brown	(5) Jasmine Lister (5) Jence Rhoads
Feb. 3	LSU*	W	55-50	4,065	(23) Stephanie Holzer	(7) Jence Rhoads	(4) Angela Puleo
Feb. 6	at Florida*	W	103-97	1,503	(23) Stephanie Holzer (23) Tiffany Clarke	(13) Tiffany Clarke	(9) Jence Rhoads
Feb. 10	at #24/RV Georgia*	W	69-60	3,182	(22) Jasmine Lister	(13) Hannah Tuomi	(10) Jence Rhoads
Feb. 13	#4/4 TENNESSEE*	L	57-65	11,386	(15) Jence Rhoads	(12) Hannah Tuomi	(3) Jence Rhoads (3) Jasmine Lister
Feb. 17	at Mississippi State*	W	74-62	946	(22) Tiffany Clarke	(14) Tiffany Clarke	(4) Jasmine Lister
Feb. 20	#19/19 KENTUCKY*	L	71-80	5372	(23) Christina Foggie	(10) Tiffany Clarke	(5) Jasmine Lister
Feb. 25	FLORIDA*	L	69-74	4429	(15) Christina Foggie	(14) Tiffany Clarke	(4) Jence Rhoads
Feb. 27	at South Carolina*	W	74-60	3,303	(19) Stephanie Holzer	(8) Elan Brown (8) Jence Rhoads	(6) Jence Rhoads
SEC Tournament (Nashville, Tenn.)							
Mar. 4	vs. Mississippi State	W	69-55	5,976	(23) Tiffany Clarke	(9) Tiffany Clarke	(6) Jence Rhoads
Mar. 5	vs. #16/16 Kentucky	L	56-69	10,207	(18) Tiffany Clarke	(17) Tiffany Clarke	(6) Jasmine Lister
NCAA Tournament (Cincinnati, Ohio)							
Mar. 20	vs. RV/RV Louisville	L	62-81	4,003	(13) Jasmine Lister	(4) Stephanie Holzer (4) Jence Rhoads	(6) Jence Rhoads

* - Conference game



2010-11 STATISTICS

2010-11 Game-By-Game Team Comparison

Opponent	Date	Score	W/L	FG-FGA	Pct	3FG-FGA	Pct	FT-FTA	Pct	Rebounds		PF	A	TO	Blk	Stl	Pts	Avg.
										Off-Def-Tot	- Avg							
Vanderbilt Howard	11/14/10	80-55	W	23- 53 22- 63	.434 .349	10-24 4-17	.417 .235	24- 34 7- 11	.706 .636	15--29--44-- 14--19--33--	44.0 33.0	14 24	19 11	16 15	6 4	11 10	80 55	80.0 55.0
Vanderbilt Samford	11/18/10	70-60	W	28- 49 20- 48	.571 .417	6-13 9-22	.462 .409	8- 12 11- 14	.667 .786	9--22--31-- 9--13--22--	37.5 27.5	17 16	18 13	25 23	2 0	9 10	70 60	75.0 57.5
Vanderbilt at Florida State	11/21/10	66-72	L	25- 52 27- 60	.481 .450	8-15 10-17	.533 .588	8- 11 8- 8	.727 1.000	10--14--24-- 17--19--36--	33.0 30.3	16 17	18 14	21 20	4 2	6 7	66 72	72.0 62.3
Vanderbilt Quinnipiac	11/26/10	111-53	W	37- 72 15- 53	.514 .283	9-24 7-16	.375 .438	28- 39 16- 23	.718 .696	24--25--49-- 15--16--31--	37.0 30.5	21 27	23 9	14 29	4 3	12 7	111 53	81.8 60.0
Vanderbilt Princeton	11/28/10	74-68	W	25- 51 25- 56	.490 .446	8-17 8-17	.471 .471	16- 22 10- 11	.727 .909	11--21--32-- 11--16--27--	36.0 29.8	16 20	17 16	17 17	0 4	8 8	74 68	80.2 61.6
Vanderbilt at Bowling Green	12/1/10	68-79	L	25- 50 27- 58	.500 .466	6-12 9-21	.500 .429	12- 18 16- 18	.667 .889	12--22--34-- 11--15--26--	35.7 29.2	18 16	13 17	19 11	4 0	6 6	68 79	78.2 64.5
Vanderbilt at Denver	12/5/10	65-70	L	23- 51 27- 48	.451 .563	7-18 4-10	.389 .400	12- 20 12- 24	.600 .500	13--17--30-- 10--21--31--	34.9 29.4	23 15	11 20	19 15	3 3	5 7	65 70	76.3 65.3
Vanderbilt Southern Illinois	12/7/10	81-68	W	27- 56 28- 61	.482 .459	3-10 9-22	.300 .409	24- 30 3- 5	.800 .600	6--25--31-- 8--26--34--	34.4 30.0	12 20	16 13	8 17	0 3	8 8	81 68	76.9 65.6
Vanderbilt Ut Martin	12/9/10	72-60	W	30- 64 21- 56	.469 .375	6-27 5-22	.222 .227	6- 10 13- 16	.600 .813	14--26--40-- 12--21--33--	35.0 30.3	17 14	18 7	12 15	3 0	6 4	72 60	76.3 65.0
Vanderbilt at Duquesne	12/19/10	80-59	W	29- 68 19- 58	.426 .328	9-20 2- 9	.450 .222	13- 18 19- 25	.722 .760	16--27--43-- 16--28--44--	35.8 31.7	17 15	19 12	13 17	4 6	6 5	80 59	76.7 64.4
Vanderbilt Western Kentucky	12/21/10	74-48	W	24- 60 17- 65	.400 .262	2-12 1-13	.167 .077	24- 28 13- 16	.857 .813	12--30--42-- 17--26--43--	36.4 32.7	17 19	12 8	12 18	5 6	9 5	74 48	76.5 62.9
Vanderbilt vs Delaware	12/29/10	72-51	W	23- 54 19- 54	.426 .352	7-20 1- 7	.350 .143	19- 24 12- 16	.792 .750	16--21--37-- 16--17--33--	36.4 32.8	16 20	17 5	16 21	2 4	4 6	72 51	76.1 61.9
Vanderbilt at Virginia Tech	12/30/10	68-74	L	28- 75 28- 66	.373 .424	6-24 3-12	.250 .250	6- 7 15- 25	.857 .600	18--25--43-- 17--27--44--	36.9 33.6	23 11	15 18	15 13	6 5	5 5	68 74	75.5 62.8
Vanderbilt at Ole Miss	1/2/11	67-72	L	27- 67 24- 49	.403 .490	5-18 3-12	.278 .250	8- 10 21- 28	.800 .750	15--16--31-- 12--27--39--	36.5 34.0	22 14	18 11	14 22	1 2	12 9	67 72	74.9 63.5
Vanderbilt Mississippi State	1/6/11	65-44	W	20- 58 16- 58	.345 .276	5-20 4-20	.250 .200	20- 29 8- 13	.690 .615	19--27--46-- 19--25--44--	37.1 34.7	17 21	13 6	15 21	4 4	4 6	65 44	74.2 62.2
Vanderbilt Auburn	1/9/11	67-59	W	26- 50 23- 63	.520 .365	3- 9 3-14	.333 .214	12- 18 10- 13	.667 .769	13--23--36-- 20--16--36--	37.1 34.8	18 19	14 13	20 17	5 3	8 11	67 59	73.8 62.0
Vanderbilt at Alabama	1/13/11	82-66	W	33- 58 26- 68	.569 .382	4-13 3-11	.308 .273	12- 22 11- 17	.545 .647	9--29--38-- 15--20--35--	37.1 34.8	18 19	18 11	13 13	5 4	4 7	82 66	74.2 62.2
Vanderbilt at Tennessee	1/15/11	56-68	L	24- 72 25- 62	.333 .403	6-21 10-32	.286 .313	2- 4 8- 12	.500 .667	13--26--39-- 15--37--52--	37.2 35.7	15 9	13 8	9 15	3 7	10 3	56 68	73.2 62.6
Vanderbilt Arkansas	1/20/11	65-54	W	22- 50 19- 53	.440 .358	9-20 5-15	.450 .333	12- 18 11- 18	.667 .611	16--21--37-- 17--13--30--	37.2 35.4	16 16	18 11	16 15	5 1	5 9	65 54	72.8 62.1
Vanderbilt at Kentucky	1/23/11	68-78	L	20- 50 21- 56	.400 .375	7-17 3-14	.412 .214	21- 29 33- 48	.724 .688	15--16--31-- 24--17--41--	36.9 35.7	32 23	8 12	21 15	2 2	5 8	68 78	72.6 62.9
Vanderbilt Ole Miss	1/30/11	71-42	W	28- 57 16- 63	.491 .254	7-17 3-17	.412 .176	8- 12 7- 9	.667 .778	18--31--49-- 17--12--29--	37.5 35.4	12 14	21 4	14 8	4 0	4 6	71 42	72.5 61.9
Vanderbilt LSU	2/3/11	55-50	W	24- 45 21- 58	.533 .362	2- 3 1-15	.667 .067	5- 9 7- 12	.556 .583	2--27--29-- 11--22--33--	37.1 35.3	10 13	13 15	22 15	1 2	2 12	55 50	71.7 61.4
Vanderbilt at Florida	2/6/11	103-97	WOT	36- 65 38- 97	.554 .392	3-13 8-22	.231 .364	28- 41 13- 18	.683 .722	14--37--51-- 26--24--50--	37.7 35.9	17 28	21 11	21 11	5 3	6 12	103 97	73.0 62.9
Vanderbilt at Georgia	2/10/11	69-59	W	27- 55 22- 63	.491 .349	5-16 3-19	.313 .158	10- 12 12- 18	.833 .667	13--29--42-- 17--16--33--	37.9 35.8	15 13	20 11	22 16	1 5	5 7	69 59	72.9 62.8
Vanderbilt Tennessee	2/13/11	57-65	L	20- 53 22- 58	.377 .379	4-15 3-11	.267 .273	13- 20 18- 32	.650 .563	9--28--37-- 15--26--41--	37.8 36.0	22 21	10 17	22 17	3 4	4 11	57 65	72.2 62.8
Vanderbilt at Mississippi State	2/17/11	74-62	W	24- 57 23- 69	.421 .333	3-11 9-22	.273 .409	23- 34 7- 11	.676 .636	18--34--52-- 15--21--36--	38.4 36.0	12 25	7 10	14 9	3 6	6 10	74 62	72.3 62.8
Vanderbilt Kentucky	2/20/11	71-80	L	21- 52 25- 58	.404 .431	5-19 6-12	.263 .500	24- 35 24- 38	.686 .632	15--25--40-- 16--23--39--	38.4 36.1	31 28	10 10	23 17	3 3	6 12	71 80	72.3 63.4
Vanderbilt Florida	2/25/11	69-74	L	23- 64 26- 69	.359 .377	7-20 8-18	.350 .444	16- 23 14- 17	.696 .824	19--29--48-- 16--24--40--	38.8 36.2	14 21	13 16	16 11	5 3	2 4	69 74	72.1 63.8
Vanderbilt at South Carolina	2/27/11	74-60	WOT	27- 50 22- 69	.540 .319	3- 6 6-22	.500 .273	17- 21 10- 19	.810 .526	7--32--39-- 17--14--31--	38.8 36.1	21 22	13 9	18 10	4 3	3 9	74 60	72.2 63.7
Vanderbilt vs Mississippi State	3/4/11	69-55	W	24- 46 23- 75	.522 .307	4-15 4-23	.267 .174	17- 22 5-12	.773 .417	7--30--37-- 22--18--40--	38.7 36.2	11 19	15 7	13 4	2 4	3 2	69 55	72.1 63.4
Vanderbilt vs Kentucky	3/5/11	56-69	L	20- 52 24- 71	.385 .338	4- 9 3-14	.444 .214	12- 22 18- 28	.545 .643	13--30--43-- 20--24--44--	38.9 36.5	25 20	14 4	25 13	7 4	2 11	56 69	71.6 63.6
Vanderbilt vs Louisville	3/20/11	62-81	L	25- 57 30- 50	.439 .600	7-18 8-19	.389 .421	5- 6 13- 14	.833 .929	7--12--19-- 9--26--35--	38.2 36.4	15 11	15 20	14 20	2 3	12 10	62 81	71.3 64.1
Vanderbilt Opponents		2281 2052		818-1813 741-1955	.451 .379	180-516 165-537	.349 .307	465-660 405-589	.705 .688	418 8061224 496 6691165	- 38.2 - 36.4	570 590	490 362	539 500	111 97	198 243	2281 2052	71.3 64.1



2010-11 HIGHS/LOWS

VANDERBILT - INDIVIDUAL GAME HIGHS

Points	29	TUOMI, Hannah vs. Southern Illinois (12/7/10)
	26	HOLZER, Stephanie vs Samford (11/18/10)
Field Goals Made	12	HOLZER, Stephanie vs Samford (11/18/10)
	10	RHOADS, Jence at Alabama (1/13/11)
	10	HOLZER, Stephanie vs. LSU (2/3/11)
Field Goal Att.	18	LISTER, Jasmine at Georgia (2/10/11)
	18	LISTER, Jasmine at Virginia Tech (12/30/10)
	18	HOLZER, Stephanie vs Samford (11/18/10)
FG Pct (min 5 made)	1.000 (7-7)	TUOMI, Hannah vs. UT Martin (12/9/10)
	1.000 (5-5)	HOLZER, Stephanie vs. Tennessee (2/13/11)
	1.000 (5-5)	PULEO, Angela vs. Delaware (12/29/10)
3-Point FG Made	6	PULEO, Angela vs. Ole Miss (1/30/11)
	5	LISTER, Jasmine vs. Arkansas (1/20/11)
	5	FOGGIE, Christina at Florida State (11/21/10)
	5	FOGGIE, Christina at Duquesne (12/19/10)
3-Point FG Att.	13	LISTER, Jasmine at Virginia Tech (12/30/10)
3-Pt FG Pct (min 2 made)	1.000 (5-5)	PULEO, Angela vs. Delaware (12/29/10)
Free Throws Made	11	FOGGIE, Christina vs. Western Kentucky (12/21/10)
	11	TUOMI, Hannah vs. Southern Illinois (12/7/10)
Free Throw Att.	15	TUOMI, Hannah vs. Southern Illinois (12/7/10)
FT Pct (min 3 made)	1.000 (11-11)	FOGGIE, Christina vs. Western Ky. (12/21/10)
	1.000 (6-6)	TUOMI, Hannah vs. Auburn (1/9/11)
Rebounds	17	CLARKE, Tiffany vs. Kentucky (3/5/11)
	14	CLARKE, Tiffany at Mississippi State (2/17/11)
	14	CLARKE, Tiffany vs. Florida (2/25/11)
	14	HOLZER, Stephanie vs. Mississippi State (1/6/11)
Assists	10	RHOADS, Jence at Georgia (2/10/11)
	9	RHOADS, Jence at Florida (2/6/11)
	9	RHOADS, Jence vs. UT Martin (12/9/10)
Steals	5	BROWN, Elan vs. Louisville (3/20/11)
Blocked Shots	4 (4x)	last CLARKE, Tiffany vs. Kentucky (3/5/11)
Turnovers	8	RHOADS, Jence vs. Kentucky (3/5/11)
Fouls	5 (13x)	last BROWN, Elan vs. Kentucky (3/5/11)

OPPONENT - INDIVIDUAL GAME HIGHS

Points	31	Ward, Courtney at Florida State (11/21/10)
	31	PROCHASKA, Lauren at Bowling Green (12/1/10)
	30	MELSON, Kayla at Ole Miss (1/2/11)
	30	DOYLE, Saadia vs Howard (11/14/10)
Field Goals Made	12	DOYLE, Saadia vs Howard (11/14/10)
Field Goal Att.	22	DOYLE, Saadia vs Howard (11/14/10)
	22	JOHNSON, Diamber vs. Miss. State (3/4/11)
FG Pct (min 5 made)	.833 (5-6)	Howard, Natasha at Florida State (11/21/10)
	.777 (7-9)	GIBBS, Tia vs. Louisville (3/20/11)
	.777 (7-9)	UHL, Jen at Bowling Green (12/1/10)
3-Point FG Made	7	Ward, Courtney at Florida State (11/21/10)
3-Point FG Att.	14	SIMMONS, Meighan at Tennessee (1/15/11)
3-Pt FG Pct (min 2 made)	.778 (7-9)	Ward, Courtney at Florida State (11/21/10)
	.714 (5-7)	GIBBS, Tia vs. Louisville (3/20/11)
Free Throws Made	15	PINKETT, Bernisha at Kentucky (1/23/11)
Free Throw Att.	18	PINKETT, Bernisha at Kentucky (1/23/11)
FT Pct (min 3 made)	1.000 (10-10)	PROCHASKA, Lauren at Bowling Green (12/1/10)
	1.000 (6-6)	HINES, Keshia vs. Louisville (3/20/11)
	1.000 (6-6)	Ward, Courtney at Florida State (11/21/10)
	1.000 (6-6)	ABEL, Vanessa at Duquesne (12/19/10)
	1.000 (6-6)	OWENS, LaTeira vs. Western Kentucky (12/21/10)
	.857 (12-14)	MELSON, Kayla at Ole Miss (1/2/11)
Rebounds	18	HENDERSON, Brittany vs. Kentucky (3/5/11)
Assists	11	DAVIS, Nikki at Virginia Tech (12/30/10)
Steals	5	MATHIES, A'dia vs. Kentucky (2/20/11)
	5	BARTLEY, Lanita at Florida (2/6/11)
	5	HOLMES, Tamoria vs Howard (11/14/10)
Blocked Shots	4	CAIN, Kelley at Tennessee (1/15/11)
Turnovers	6	Hunnicut, Christian at Florida State (11/21/10)
	6	BARRETT, LaSondra LSU (2/3/11)
	6	BAUGH, Vicki vs. Tennessee (2/13/11)
	6	JOHNSON, Glory vs. Tennessee (2/13/11)
Fouls	5 (18x)	last BROWN, Ashley vs. Miss. State (3/4/11)

VANDERBILT - TEAM GAME HIGHS/LOWS

Vanderbilt High	Vanderbilt Low	Category	Opponent High	Opponent Low
111, Quinnipiac (11/26/10)	55, LSU (2/3/11)	Points	97, Florida (2/6/11)	42, Ole Miss (1/30/11)
49, Howard (11/14/10)	11, vs. Kentucky (3/5/11)	Points in First Half	44, Bowling Green (12/1/10)	15, Ole Miss (1/30/11)
		Points in Second Half	55, Virginia Tech (12/30/10)	15, Tennessee (2/13/11)
66, Quinnipiac (11/26/10)	27, at Ole Miss (1/2/11)	Field Goals	55, Florida (2/6/11)	24, Quinnipiac (11/26/10)
37, Quinnipiac (11/26/10)	27, LSU (2/3/11)		38, Florida (2/6/11)	15, Quinnipiac (11/26/10)
	20, Mississippi State (1/6/11)	Field Goal Attempts	97, Florida (2/6/11)	48, Samford (11/18/10)
	20, at Kentucky (1/23/11)	Field Goal Percentage	.600 (30-50), Louisville (3/20/11)	.254 (16-63), Ole Miss (1/30/11)
	20, Tennessee (2/13/11)	3-Pt FG Made	10, Florida State (11/21/10)	1, Western Ky. (12/21/10)
	20, vs. Kentucky (3/5/11)		10, Tennessee (1/15/11)	1, vs. Delaware (12/29/10)
75, at Virginia Tech (12/30/10)	45, LSU (2/3/11)	3 Pt FG Attempts	32, Tennessee (1/15/11)	7, vs. Delaware (12/29/10)
.571 (28-49), Samford (11/18/10)	.333 (24-72), at Tennessee (1/15/11)	3 Pt FG Percentage	.588 (10-17), Florida State (11/21/10)	.067 (1-15), LSU (2/3/11)
10, Howard (11/14/10)	2, Western Ky. (12/21/10)	Free Throws Made	33, at Kentucky (1/23/11)	3, Southern Illinois (12/7/10)
	2, LSU (2/3/11)	Free Throw Attempts	48, at Kentucky (1/23/11)	5, Southern Illinois (12/7/10)
27, UT Martin (12/9/10)	3, LSU (2/3/11)	Free Throw Percentage	1.000 (8-8), Florida State (11/21/10)	.417 (5-12), vs. Miss. St. (3/4/11)
.667 (2-3), LSU (2/3/11)	.167 (2-12), Western Ky. (12/21/10)			
.533 (8-15), at Florida State (11/21/10)	2, at Tennessee (1/15/11)	Rebounds	52, Tennessee (1/15/11)	22, Samford (11/18/10)
28, Quinnipiac (11/26/10)	4, at Tennessee (1/15/11)	Assists	20, Denver (12/5/10)	4, Ole Miss (1/30/11)
28, at Florida (2/6/11)	.500 (2-4), at Tennessee (1/15/11)	Steals	20, Louisville (3/20/11)	4, vs. Kentucky (3/5/11)
41, at Florida (2/6/11)	.545 (12-22), at Alabama (1/13/11)		14, Samford (11/18/10)	3, Southern Illinois (12/7/10)
.857 (24-28), Western Ky. (12/21/10)	.545 (12-22), vs. Kentucky (3/5/11)	Blocked Shots	7, Tennessee (1/15/11)	3, Tennessee (1/15/11)
.857 (6-7), at Virginia Tech (12/30/10)	19, vs. Louisville (3/20/11)	Turnovers	29, Quinnipiac (11/26/10)	3, vs. Miss. St. (3/4/11)
	7, at Mississippi State (2/17/11)	Fouls	28, Florida (2/6/11)	0 (4x) last, Ole Miss (1/30/11)
52, at Mississippi State (2/17/11)	0, Princeton (11/28/10)		28, Kentucky (2/20/11)	
23, Quinnipiac (11/26/10)	0, Southern Illinois (12/7/10)			
	8, Southern Illinois (12/7/10)			
12, Quinnipiac (11/26/10)	2, LSU (2/3/11)			
12, at Ole Miss (1/2/11)	2, Florida (2/25/11)			
12, vs. Louisville (3/20/11)	2, vs. Kentucky (3/5/11)			
7, vs. Kentucky (3/5/11)	0, Southern Illinois (12/7/10)			
25, Samford (11/18/10)	8, Southern Illinois (12/7/10)			
25, vs. Kentucky (3/5/11)	10, LSU (2/3/11)			
32, at Kentucky (1/23/11)				



DEPARTED SENIORS

JENCE RHOADS' CAREER STATISTICS

Season	GP - GS	Min- Avg	FG - FGA	Pct	3FG - FGA	Pct	FT -FTA	Pct	-- Rebounds --				PF - FO	A	TO	Blk	Stl	Pts - Avg
									Off	Def	Tot	Avg						
2007-08	34 - 27	851 - 25.0	52 - 134	.388	3 - 13	.231	23 - 37	.622	25	71	96	2.8	46 - 0	114	69	1	29	130 - 3.8
2008-09	35 - 22	1028 - 29.4	84 - 169	.497	1 - 4	.250	52 - 62	.839	30	51	81	2.3	52 - 0	132	53	12	42	221 - 6.3
2009-10	32 - 32	1184 - 37.0	188 - 399	.471	9 - 19	.474	56 - 77	.727	23	84	107	3.3	46 - 0	161	95	10	46	441 - 13.8
2010-11	29 - 29	1019 - 35.1	139 - 309	.450	2 - 10	.200	60 - 98	.612	44	99	143	4.9	51 - 1	140	83	13	30	340 - 11.7
TOTAL	130 - 110	4082 - 31.4	463 - 1011	.458	15 - 46	.326	191 - 274	.697	122	305	427	3.3	195 - 1	547	300	36	147	1132 - 8.7

REBECCA SILINSKI'S CAREER STATISTICS

Season	GP - GS	Min- Avg	FG - FGA	Pct	3FG - FGA	Pct	FT -FTA	Pct	-- Rebounds --				PF - FO	A	TO	Blk	Stl	Pts - Avg
									Off	Def	Tot	Avg						
2007-08	16 - 0	82 - 5.1	7 - 18	.389	0 - 0	.000	5 - 14	.357	6	11	17	1.1	11 - 0	2	8	2	4	19 - 1.2
2008-09	8 - 0	30 - 3.8	3 - 6	.500	0 - 0	.000	1 - 5	.200	2	3	5	0.6	4 - 0	0	5	0	1	7 - 0.9
2009-10	19 - 0	143 - 7.5	14 - 30	.467	0 - 0	.000	14 - 24	.583	16	20	36	1.9	21 - 0	3	13	7	1	42 - 2.2
2010-11	20 - 6	105 - 5.3	7 - 21	.333	0 - 0	.000	9 - 16	.563	8	10	18	0.9	15 - 0	3	9	1	3	23 - 1.2
TOTAL	63 - 6	360 - 5.7	31 - 75	.413	0 - 0	.000	29 - 59	.492	32	44	76	1.2	51 - 0	8	35	10	9	91 - 1.4

HANNAH TUOMI'S CAREER STATISTICS

Season	GP - GS	Min- Avg	FG - FGA	Pct	3FG - FGA	Pct	FT -FTA	Pct	-- Rebounds --				PF - FO	A	TO	Blk	Stl	Pts - Avg
									Off	Def	Tot	Avg						
2007-08	32 - 21	470 - 14.7	70 - 141	.496	0 - 0	.000	33 - 48	.688	64	58	122	3.8	74 - 3	13	56	5	15	173 - 5.4
2008-09	28 - 28	682 - 24.4	143 - 253	.565	0 - 0	.000	34 - 55	.618	74	92	166	5.9	74 - 0	27	80	5	25	320 - 11.4
2009-10	34 - 34	836 - 24.6	139 - 236	.589	0 - 0	.000	62 - 112	.554	76	114	190	5.6	97 - 3	48	96	4	31	340 - 10.0
2010-11	32 - 32	843 - 26.3	135 - 228	.592	0 - 0	.000	89 - 121	.736	71	120	191	6.0	79 - 2	52	84	4	21	359 - 11.2
TOTAL	126 - 115	2831 - 22.5	487 - 858	.568	0 - 0	.000	218 - 336	.649	285	384	669	5.3	324 - 8	140	316	18	92	1192 - 9.5

JESSICA MOONEY CAREER STATISTICS

Season	GP - GS	Min- Avg	FG - FGA	Pct	3FG - FGA	Pct	FT -FTA	Pct	-- Rebounds --				PF - FO	A	TO	Blk	Stl	Pts - Avg
									Off	Def	Tot	Avg						
2006-07	34 - 0	424 - 12.5	50 - 117	.427	2 - 11	.182	30 - 51	.588	10	29	39	1.1	59 - 0	32	36	8	19	132 - 3.9
2007-08	34 - 5	697 - 20.5	108 - 247	.437	26 - 70	.371	55 - 83	.663	20	60	80	2.4	80 - 1	72	90	15	54	297 - 8.7
2008-09	35 - 20	704 - 20.1	88 - 237	.371	14 - 58	.241	59 - 82	.720	18	61	79	2.3	61 - 0	83	80	17	50	249 - 7.1
2009-10	34 - 14	782 - 23.0	70 - 170	.412	3 - 17	.176	58 - 85	.682	41	72	113	3.3	69 - 2	72	60	17	49	201 - 5.9
TOTAL	137 - 39	2607 - 19.0	316 - 771	.410	45 - 156	.288	202 - 301	.671	89	222	311	2.3	269 - 3	259	266	57	172	879 - 6.4

Vanderbilt's 2010-11 Record At a Glance

Overall	20-12	VU Scores First	12-4
Home Games	12-3	Opp. Scores First	8-8
Road Games	6-7	Leading at Halftime	18-5
Neutral Sites	2-2	Trailing/Tied at Halftime	2-7
SEC Games	10-6	Leading with 10 Minutes	18-2
Home	5-3	Tied with 10 Minutes	1-1
Road	5-3	Trailing with 10 Minutes	1-9
Non-Conference Games	9-4	Leading with 5 Minutes	19-0
Home	7-0	Tied with 5 Minutes	0-1
Road	1-4	Trailing with 5 Minutes	1-11
Neutral	1-0	VU Shoots 50% or Better	8-1
Postseason Games	1-2	Opponent Shoots 50% or Better	0-2
Overtime Games	2-0	VU Outrebounds/ties Opponent	15-3
Day Games	10-7	Opponent Outrebounds VU	4-10
Night Games	10-5	VU has fewer/same turnovers	9-3
Television	6-6	Opponent has fewer turnovers	11-9
vs. Ranked Teams	2-6	VU Makes More Threes	12-5
vs. Unranked Teams	18-6	Opp. Makes More/Same Threes	8-7



LAST TIME/NCAA RANKINGS

LAST TIME VANDERBILT

Scored 100 or more points

103, at Florida (2/6/11)

Allowed 100 or more points

102, Alabama (2/21/99)

Scored 50 or fewer points

49, vs. Tennessee (3/6/10)

Held an opponent to 45 or less points

42, vs. Ole Miss (1/30/11)

Held an opponent to 50 or less points

50, vs. LSU (2/3/11)

Scored 50 points in a half

66 (2nd), vs. Quinnipiac (11/26/10)

Scored 60 points in a half

66 (2nd), vs. Quinnipiac (11/26/10)

Allowed 50 points in a half

55 (2nd), at at Florida (2/6/11)

Scored 20 pts or less in first half

11, vs. Kentucky (3/5/11)

Scored 20 pts or less in second half

15, at LSU (2/18/10)

Scored 10 pts or less in a half

10, (1st) at LSU (1/13/08)

Held an opponent to 20 pts or less in a half

15 (1st), Tennessee (2/13/11)

Shot less than 20% from the field in a half

18.9 (1st) (7-37), at Tennessee (1/15/11)

20.0 (1st) (5-25), vs. Kentucky (3/5/11)

Shot 70% from the field

76.2 (32-42), vs. Alabama (2/4/07)

Shot 60% from the field

64.1 (25-39), at Kentucky (2/8/09)

Shot 60% for a half

63.2 (12-19, 1st), vs. Auburn (1/9/11)

Shot 65% for a half

68.0 (17-25, 1st), at Mississippi State (1/7/10)

Shot 70% for a half

70.4 (19-27, 1st), vs. Ole Miss (1/3/10)

Shot 60% from 3-PT

66.7 (2-3), vs. LSU (2/3/11)

Shot 50% from 3-PT on the road

50.0 (3-6), at South Carolina (2/27/11)

Shot 90% at the foul line

90.0 (9-10), at Xavier (3/23/10)

Made 10 or more 3-point field goals

10, vs. Howard (11/14/10)

Did not attempt a three-pointer in a half

0-0 second half, vs. LSU (2/3/11)

Attempted 45 or fewer shots

45, vs. LSU (2/3/11)

Had 50 rebounds

52, at Mississippi State (2/17/11)

Had 25 or more assists

25, vs. Tennessee State (12/20/09)

Had 15 steals

15, vs. Austin Peay (11/27/09)

Had 10 or fewer turnovers

9, at Tennessee (1/15/11)

Had 25 or more turnovers

25, vs. Kentucky (3/5/11)

27, at Tennessee (1/17/10)

Had 6 players score double figures

at Alabama (1/8/09); Risper 17, Wirth 15, Marsh 13, Rhoads 12, Tuomi 12, Chisholm 11

Had 5 players score double figures

at Florida (2/6/11); Clarke 23, Holzer 23, Tuomi 20, Lister 15, Rhoads 11

Had 3 players score 20 or more points

at Florida (2/6/11):

Clarke 23, Holzer 23, Tuomi 20

Had a player score 40 points

40, Chantelle Anderson

vs. Portland State (12/23/01)

Had a player score 30 points

32, Carla Thomas at UAB (11/30/06)

Had a player grab 15 rebounds

17, Tiffany Clarke vs. Kentucky (3/5/11)

Had a player dish out 10 assists

10, Jence Rhoads, at Georgia (2/10/11)

Had a player collect five steals

5, Elan Brown vs. Louisville (3/20/11)

Had a player block five shots

6, Liz Sherwood vs. Mississippi State (1/10/08)

Had two double-doubles in the same game

Stephanie Holzer and Hannah Tuomi at Virginia Tech (12/30/10)

Consecutive 20-point, 10-rebound games by same player

Tiffany Clarke (2/17&20, 2011)

Three straight double-doubles by same player

Tiffany Clarke (2/17, 2/20, 2/25, 2011)

Had a game where combined 55-plus fouls were called

59, Kentucky (2/20/11)

Had a double overtime game

at Florida (2/6/11)

Had two freshmen start a season-opener

Howard (11/14/10); Jasmine Lister, Christina Foggie

Had three freshmen start

at Florida State (11/21/10); Jasmine Lister, Christina Foggie, Stephanie Holzer

Vanderbilt in 2010-11 NCAA Rankings

Team Rankings

Category	VU Rank	Actual
Scoring Offense (333 ranked)	40th	71.3
Scoring Defense	177th	64.1
Scoring Margin	62nd	7.2
Field-Goal Percentage	14th	45.1
Field-Goal Percentage Defense	87th	37.9
Free-Throw Percentage	121st	70.5
Rebound Margin	99th	1.8
Three-Point Field Goals Per Game	124th	5.6
Three-Point Field-Goal Percentage	38th	34.9
Won-Lost Percentage	94th	62.5
Assists Per Game	36th	15.3
Blocked Shots Per Game	140th	3.5
Steals Per Game	303rd	6.2
Turnovers Per Game	124th	16.8

Personal Fouls Per Game	221st	17.8
Assist Turnover Ratio	50th	0.9
Turnover Margin	226th	-1.22
Three Pt FG Defense	119th	30.7

Individual Rankings

Category	Player	Rank	Actual
Assists Per Game (250 ranked)	Rhoads	55th	4.8
	Lister	250th	3.2
Blocked Shots Per Game	Holzer	109th	1.4
Free-Throw Percentage	Tuomi	244th	73.6
Three-Point Field-Goal Percentage	Lister	75th	36.7
Three-Point Field Goals Per Game	Lister	131st	2.0
Assist Turnover Ratio	Rhoads	56th	1.69
	Lister	177th	1.21



GAME CAPSULES

Game 1 Howard at #24/21 Vanderbilt Nov. 14 • Nashville, Tenn. Memorial Gymnasium

VISITORS: Howard 0-2

Player	FG	3P	FT	R	F	TP	A	TO	B	S	Min
DOYLE*	12-22	0-0	6-8	10	2	30	0	2	1	0	30
P. DETERVILLE*	2-5	0-0	0-0	0	2	4	0	1	0	1	19
SMITH*	0-5	0-1	0-0	4	2	0	0	3	0	0	21
CURLEY-PAY*	1-3	0-1	1-2	5	4	3	4	2	0	3	21
HOLMES*	3-13	3-9	0-1	2	3	9	3	3	1	5	30
STINSON	0-0	0-0	0-0	0	0	0	0	1	0	0	3
BRADFORD	1-3	0-1	0-0	0	0	2	0	0	0	0	10
GORHAM	0-2	0-1	0-0	0	1	0	0	0	0	1	9
WALTON	1-3	1-3	0-0	2	2	3	2	1	0	0	19
JOHNSON	0-0	0-0	0-0	0	0	0	0	0	0	0	1
PULLINS	0-0	0-0	0-0	0	1	0	0	0	1	0	6
MAJORS	0-0	0-0	0-0	1	0	0	0	0	0	0	2
O'NEAL	0-2	0-1	0-0	1	1	0	0	0	0	0	4
EDWARDS	2-5	0-0	0-0	5	5	4	2	1	1	0	17
N. DETERVILLE	0-0	0-0	0-0	0	1	0	0	1	0	0	8
TEAM	-	-	-	3							
Totals	22-63	4-17	7-11	33	24	55	11	15	4	10	200

FG%	1st: 9-31 29.0%	2nd: 13-32 40.6%	Game: 34.9%
3-Pt. FG%	1st: 2-11 18.2%	2nd: 2-6 33.3%	Game: 23.5%
F Throw %	1st: 2-2 100%	2nd: 5-9 55.6%	Game: 63.6%

HOME TEAM: Vanderbilt 1-0

Player	FG	3P	FT	R	F	TP	A	TO	B	S	Min
TUOMI*	3-3	0-0	3-3	8	2	9	1	0	0	1	19
CLARKE*	3-7	0-0	0-2	6	0	6	3	1	1	1	20
FOGGIE*	5-12	3-6	1-2	1	1	14	8	3	0	2	33
LISTER*	3-5	3-4	4-8	6	2	13	4	3	0	1	35
BROWN*	1-10	1-9	0-0	4	3	3	2	0	2	2	28
PULEO	2-6	2-4	5-6	2	0	11	1	3	0	1	23
COLEMAN	0-0	0-0	0-0	2	0	0	0	1	0	1	5
HOLZER	5-6	0-0	10-11	11	1	20	0	1	3	2	19
SMITH	1-1	1-1	0-0	0	1	3	0	1	0	0	8
SILINSKI	0-1	0-0	0-0	0	3	0	0	2	0	0	7
JAROSZ	0-2	0-0	1-2	2	1	1	0	0	0	0	3
TEAM	-	-	-	2							
Totals	23-53	10-24	24-34	44	14	80	19	16	6	11	200

FG%	1st: 16-25 64.0%	2nd: 7-28 25.0%	Game: 43.4%
3-Pt. FG%	1st: 8-11 72.7%	2nd: 2-13 15.4%	Game: 41.7%
F Throw %	1st: 9-11 81.8%	2nd: 15-23 65.2%	Game: 70.6%

Officials: Mark Zentz, Denise Brooks, Kelly Johnson
Technical fouls: Howard-None. Vanderbilt-None.
Attendance: 3504

Score by Periods	1st	2nd	Total
Howard	22	33	55
Vanderbilt	49	31	80

Game Recap

NASHVILLE, Tenn. - Stephanie Holzer did not look like someone who was playing in her first collegiate game on Sunday. The 6-foot-4 redshirt freshman, who missed last season due to injury, came off the bench to score 20 points and grab 11 rebounds in just 19 minutes as Vanderbilt posted an 80-55 season-opening win over Howard at Memorial Gym.

Vanderbilt (1-0) won its 25th straight home opener and fifth straight season opener thanks in part to a first half in which the Commodores shot 64 percent from the floor, while making 8-of-11 three-pointers. Meanwhile, Howard (0-2) shot just 29 percent from the floor in the first half as Vanderbilt opened up a 27-point lead at intermission, 49-22. The 49 points were the most by the Commodores since scoring 52 against Tennessee State on Dec. 20, 2009.

Howard opened the game with a 4-3 advantage before the Commodores went on a 13-0 run to take a 16-4 lead with 15:02 to play in the first half. Vanderbilt would add to its lead behind the play of Holzer, who scored 11 straight points for the Commodores at one point in the first half, which triggered a 16-3 run for Vanderbilt.

Holzer finished the game 5-of-6 from the floor and 10-of-11 from the charity stripe. Holzer also had three blocked shots and two steals to go along with one turnover.

Game 2 Samford at #23/20 Vanderbilt Nov. 18 • Nashville, Tenn. Memorial Gymnasium

VISITORS: Samford 0-2

Player	FG	3P	FT	R	F	TP	A	TO	B	S	Min
DAWSON*	1-6	1-5	0-0	4	4	3	1	2	0	0	28
HILL*	7-12	3-6	3-3	2	3	20	3	4	0	2	34
POWERS*	1-4	0-0	0-1	1	0	2	2	0	0	0	14
LONDON*	2-7	1-3	3-3	4	3	8	3	3	0	4	33
KETCHAM*	4-5	1-2	0-0	2	0	9	2	4	0	0	26
MARTIN	0-2	0-1	0-0	0	0	0	0	0	0	1	1
BABINEAUX	0-1	0-0	0-0	1	2	0	0	2	0	0	7
CAMPBELL	3-7	2-3	2-3	5	2	10	1	3	0	2	25
ANDERSON	1-3	1-2	3-4	1	0	6	0	3	0	0	20
CROW	1-1	0-0	0-0	0	2	2	1	1	0	1	12
TEAM	-	-	-	2							
Totals	20-48	9-22	11-14	22	16	60	13	23	0	10	200

FG%	1st: 7-25 28.0%	2nd: 13-23 56.5%	Game: 41.7%
3-Pt. FG%	1st: 2-11 18.2%	2nd: 7-11 63.6%	Game: 40.9%
F Throw %	1st: 6-8 75.0%	2nd: 5-6 83.3%	Game: 78.6%

HOME TEAM: Vanderbilt 2-0

Player	FG	3P	FT	R	F	TP	A	TO	B	S	Min
TUOMI*	6-8	0-0	2-3	10	3	14	6	5	0	0	33
HOLZER*	12-18	0-0	2-2	9	4	26	0	5	2	0	27
PULEO*	1-4	1-3	0-0	1	2	3	7	2	0	3	28
LISTER*	4-8	3-5	3-5	6	2	14	2	5	0	1	38
BROWN*	1-3	0-2	0-0	1	3	2	0	2	0	3	29
COLEMAN	0-0	0-0	0-0	0	1	0	0	0	0	0	3
SMITH	3-6	2-3	0-0	1	1	8	3	3	0	1	31
SILINSKI	0-0	0-0	1-2	0	0	1	0	1	0	1	4
CLARKE	1-2	0-0	0-0	1	2	0	1	0	0	0	7
TEAM	-	-	-	2							
Totals	28-49	6-13	8-12	31	17	70	18	25	2	9	200

FG%	1st: 10-21 47.6%	2nd: 18-28 64.3%	Game: 57.1%
3-Pt. FG%	1st: 3-7 42.9%	2nd: 3-6 50.0%	Game: 46.2%
F Throw %	1st: 3-5 60.0%	2nd: 5-7 71.4%	Game: 66.7%

Officials: Bryan Enterline, Dawn Marsh, Laura C. Morris
Technical fouls: Samford-TEAM. Vanderbilt-None.
Attendance: 3603

Score by Periods	1st	2nd	Total
Samford	22	38	60
Vanderbilt	26	44	70

Game Recap

NASHVILLE (AP) - Redshirt freshman Stephanie Holzer scored 19 of her 26 points in the second half of her first start, helping No. 23 Vanderbilt pull away for a 70-60 victory over a pesky Samford team Thursday night.

Holzer, injured last season, had nine rebounds and two blocks. The 6-foot-4 center scored 11 straight points in the second half for Vanderbilt (2-0).

Savannah Hill hit three 3-pointers and scored 20 points for Samford (0-2), which made nine 3-pointers. Shelby Campbell chipped in 10 points.

Commodores senior Hannah Tuomi had a double-double with 14 points and 10 rebounds, and freshman Jasmine Lister scored 14 points with a trio of 3-pointers. Vanderbilt, with two starting guards out with injuries, plays at No. 14 Florida State on Sunday.

The Bulldogs fought back from a 12-point deficit to tie it 28-all on back-to-back 3s by Hill and Hannah Dawson 2 1/2 minutes after halftime.

Game 3 #23/20 Vanderbilt at #16/14 Florida State Nov. 21 • Tallahassee, Fla. Tucker Center

VISITORS: Vanderbilt 2-1

Player	FG	3P	FT	R	F	TP	A	TO	B	S	Min
TUOMI*	4-6	0-0	3-3	3	3	11	1	3	0	1	24
HOLZER*	2-7	0-0	2-2	3	2	6	0	4	4	4	27
FOGGIE*	8-13	5-8	0-1	2	2	21	5	2	0	0	39
LISTER*	6-12	3-6	2-2	1	2	17	0	4	0	0	37
RHOADS*	1-4	0-0	0-1	5	5	2	5	6	0	0	36
PULEO	0-0	0-0	0-0	0	0	0	0	1	0	1	4
COLEMAN	0-1	0-0	0-0	2	0	0	0	0	0	0	8
BROWN	0-0	0-0	0-0	1	0	0	0	1	0	0	4
SMITH	0-1	0-1	0-0	0	0	0	0	0	0	0	3
SILINSKI	0-2	0-0	0-0	0	0	0	0	0	0	0	1
CLARKE	4-6	0-0	1-2	2	2	9	3	0	0	0	17
TEAM	-	-	-	5							
Totals	25-52	8-15	8-11	24	16	66	14	21	4	6	200

FG%	1st: 9-24 37.5%	2nd: 16-28 57.1%	Game: 48.1%
3-Pt. FG%	1st: 5-9 55.6%	2nd: 3-6 50.0%	Game: 53.3%
F Throw %	1st: 2-3 66.7%	2nd: 6-8 75.0%	Game: 72.7%

HOME TEAM: Florida State 4-0

Player	FG	3P	FT	R	F	TP	A	TO	B	S	Min
HOWARD*	5-6	1-1	0-0	2	3	11	2	3	1	1	16
BRAVARD*	3-6	0-0	0-0	5	4	6	0	3	0	2	21
DELUZIO*	3-14	1-5	2-2	2	1	9	3	2	0	0	35
HUNNICUTT*	0-2	0-1	0-0	4	3	0	5	6	1	0	33
WARD*	9-12	7-9	6-6	5	1	31	5	2	0	3	37
CLAYTON	3-10	1-1	0-0	5	0	7	0	3	0	1	25
BRESNAHAN	0-1	0-0	0-0	1	1	0	3	1	0	0	16
DAVIS	4-9	0-0	0-0	5	4	8	0	0	0	0	17
TEAM	-	-	-	7							
Totals	27-60	10-17	8-8	36	17	72	18	20	2	7	200

FG%	1st: 14-33 42.4%	2nd: 13-27 48.1%	Game: 45.0%
3-Pt. FG%	1st: 5-8 62.5%	2nd: 5-9 55.6%	Game: 58.8%
F Throw %	1st: 0-0 0.0%	2nd: 8-8 100%	Game: 100%

Officials: Dennis DeMayo, Cameron Inouye, Luis Gonzalez
Technical fouls: Vanderbilt-None. Florida State-None.
Attendance: 2,141

Score by Periods	1st	2nd	Total
Vanderbilt	25	41	66
Florida State	33	39	72

Game Recap

TALLAHASSEE, Fla. (AP) -- Courtney Ward scored a career-high 31 points, making a career-best seven 3-pointers, to help No. 16 Florida State beat 23rd-ranked Vanderbilt 72-66 on Sunday.

Freshman Natasha Howard added 11 points for FSU, which led 33-25 at the half but fought off a furious second-half charge by Vanderbilt.

"It is early in the season and it was a really good game for both teams," Vanderbilt head coach Melanie Balcomb said. "Obviously we got down by 11 and came back and I thought we did a good job, but it was one of those games where I think we wore ourselves out making our comeback."

Vanderbilt trailed for much of the game but gradually chipped away at FSU's lead and went ahead 38-37 with 13:32 left in the second half on Tiffany Clark's inside basket.

The teams traded baskets until the final minutes. Ward made all 6 of her free throws in the game's final minutes, helping seal the win for Florida State (4-0).

The Commodores (2-1) were led by a pair of freshmen. Christina Foggie scored 21 points and Jasmine Lister added 17 points.

"It has been tough. We've had a lot of injuries and haven't had a lot of full court practices and our kids were real tired," Balcomb added. "At this level, that was the most tired I've seen one of my teams. I thought we fought and I was proud of our fight."

The game was part of the inaugural Super Six Series.



GAME CAPSULES

Game 4 Quinnipiac at #24/22 Vanderbilt Nov. 26 • Nashville, Tenn.

Memorial Gymnasium • Thanksgiving Tourn.

VISITORS: Quinnipiac 0-4

Player	FG	3P	FT	R	F	TP	A	TO	B	S	Min
DUNBAR*	0-3	0-0	1-2	4	3	1	1	3	1	1	19
MCQUAIN*	3-12	0-0	2-3	5	3	8	2	2	1	1	26
MANN*	1-4	0-0	0-0	4	3	2	0	2	0	1	10
GOODCHILD*	1-2	0-0	4-4	4	3	6	1	3	1	0	22
BARRON*	3-9	2-5	0-0	1	2	8	2	4	0	1	19
JANN	5-7	4-6	0-1	0	1	14	1	0	0	0	18
PICILLO	0-0	0-0	0-0	0	0	0	0	0	0	0	3
LEBAK	0-2	0-1	5-6	1	1	5	1	2	0	2	11
PRATT	1-1	0-0	0-0	2	1	2	0	3	0	0	8
CANNON	1-3	1-3	0-0	0	0	3	0	1	0	1	16
KEKE	0-1	0-0	0-0	0	4	0	0	1	0	0	4
HILL	0-1	0-0	2-2	1	1	2	1	2	0	0	13
WARNER	0-5	0-1	0-1	1	1	0	0	3	0	0	9
SFERRA	0-3	0-0	2-4	5	4	2	0	1	0	0	22
TEAM	-	-	-	3				2			
Totals	15-53	7-16	16-23	31	27	53	9	29	3	7	200

FG%	1st: 9-27 33.3%	2nd: 6-26 23.1%	Game: 28.3%
3-Pt. FG%	1st: 6-10 60.0%	2nd: 1-6 16.7%	Game: 43.8%
F Throw %	1st: 5-9 55.6%	2nd: 11-14 78.6%	Game: 69.6%

HOME TEAM: Vanderbilt 3-1

Player	FG	3P	FT	R	F	TP	A	TO	B	S	Min
TUOMI*	5-6	0-0	5-7	5	2	15	3	1	0	1	21
CLARKE*	7-10	0-0	2-3	11	3	16	2	2	1	0	19
FOGGIE*	1-9	1-7	4-6	5	1	7	5	2	0	0	24
LISTER*	3-9	2-6	4-4	1	4	12	6	1	0	2	35
RHOADS*	7-13	0-1	2-2	7	2	16	1	2	2	4	24
PULEO	3-4	3-4	0-0	2	2	9	1	1	0	0	14
COLEMAN	1-1	0-0	2-5	2	2	4	1	2	0	0	15
BROWN	6-11	1-2	5-6	10	3	18	2	0	0	3	20
SMITH	2-5	2-4	0-0	1	0	6	1	0	1	1	13
SILINSKI	2-4	0-0	4-6	5	2	8	1	3	0	1	15
TEAM	-	-	-								
Totals	37-72	9-24	28-39	49	21	111	23	14	4	12	200

FG%	1st: 13-33 39.4%	2nd: 24-39 61.5%	Game: 51.4%
3-Pt. FG%	1st: 2-12 16.7%	2nd: 7-12 58.3%	Game: 37.5%
F Throw %	1st: 17-23 73.9%	2nd: 11-16 68.8%	Game: 71.8%

Officials: Beverly Roberts, Lawson Newton, Mary Day

Technical fouls: Quinnipiac-None. Vanderbilt-None.

Attendance: 3,489

Score by Periods	1st	2nd	Total
Quinnipiac	29	24	53
Vanderbilt	45	66	111

Game Recap

NASHVILLE, Tenn. -- Vanderbilt's women's basketball team opened its Thanksgiving Tournament with a bang on Friday as the Commodores crossed the century mark for the first time in three years en route to a 111-53 victory over Quinnipiac at Memorial Gym.

The win moved Vanderbilt (3-1) to Sunday's championship game at 2 p.m. against Princeton, who defeated USC 60-59. Vanderbilt is now 40-1 all-time in its home tournaments and has never lost in the 12-year history of the current Thanksgiving Tournament (23-0).

Leading 45-29 at the break, Vanderbilt used a 46-8 run to open the second half and pull away from the Bobcats (0-4) with a 91-37 lead. The Commodores shot 66.7 percent from the floor during its opening run of the half and finished the half shooting 61.5 percent.

The game was much different than last season's meeting at Quinnipiac, where the Bobcats came within one point of knocking off Vanderbilt after leading by as many as 16 points.

Game 5 Princeton at #24/22 Vanderbilt Nov. 28 • Nashville, Tenn.

Memorial Gymnasium • Thanksgiving Tourn.

VISITORS: Princeton 3-2

Player	FG	3P	FT	R	F	TP	A	TO	B	S	Min
EDWARDS*	4-7	2-2	4-4	6	1	14	2	0	1	0	33
ALLEGRO*	3-5	0-0	0-1	3	4	6	1	4	1	1	17
POLANSKY*	0-0	0-0	0-0	2	4	0	4	4	0	1	30
MICIR*	7-16	6-13	0-0	3	0	20	1	0	1	1	35
RASHEED*	7-17	0-0	1-1	6	4	15	4	2	0	1	33
HILL	0-1	0-0	2-2	1	1	2	0	1	0	1	7
BINKLEY	0-0	0-0	0-0	0	0	0	0	0	0	0	1
MILLER	1-1	0-0	1-1	1	3	3	1	0	0	1	14
JOHNSON	0-2	0-2	0-0	1	0	0	1	3	1	1	15
BOWEN	3-7	0-0	2-2	2	3	8	2	2	0	1	15
TEAM	-	-	-	2				1			
Totals	25-56	8-17	10-11	27	20	68	16	17	4	8	200

FG%	1st: 11-26 42.3%	2nd: 14-30 46.7%	Game: 44.6%
3-Pt. FG%	1st: 1-4 25.0%	2nd: 7-13 53.8%	Game: 47.1%
F Throw %	1st: 3-3 100%	2nd: 7-8 87.5%	Game: 90.9%

HOME TEAM: Vanderbilt 4-1

Player	FG	3P	FT	R	F	TP	A	TO	B	S	Min
TUOMI*	5-7	0-0	6-8	9	5	16	2	3	0	0	24
CLARKE*	5-8	0-0	2-4	6	3	12	1	3	0	1	28
FOGGIE*	2-10	2-6	1-2	1	2	7	3	1	0	1	35
LISTER*	5-14	3-7	2-2	3	1	15	2	1	0	0	36
RHOADS*	4-7	0-0	1-2	1	4	9	5	2	0	2	28
PULEO	1-1	1-1	0-0	0	0	3	0	1	0	1	8
COLEMAN	0-0	0-0	0-0	1	0	0	0	0	0	1	3
HOLZER	1-1	0-0	4-4	4	0	6	0	2	0	0	8
BROWN	0-0	0-0	0-0	2	1	0	1	1	0	1	13
SMITH	2-3	2-3	0-0	1	0	6	3	1	0	1	14
SILINSKI	0-0	0-0	0-0	0	0	0	0	0	0	0	3
TEAM	-	-	-	4				2			
Totals	25-51	8-17	16-22	32	16	74	17	17	0	8	200

FG%	1st: 10-24 41.7%	2nd: 15-27 55.6%	Game: 49.0%
3-Pt. FG%	1st: 3-10 30.0%	2nd: 5-7 71.4%	Game: 47.1%
F Throw %	1st: 6-10 60.0%	2nd: 10-12 83.3%	Game: 72.7%

Officials: Lawson Newton, Cameron Inouye, Metta Roberts

Technical fouls: Princeton-None. Vanderbilt-None.

Attendance: 3489

Thanksgiving Tournament Championship

Score by Periods	1st	2nd	Total
Princeton	26	42	68
Vanderbilt	29	45	74

Game Recap

NASHVILLE - No. 24/22 Vanderbilt held off a feisty Princeton team to claim the 12th Annual Vanderbilt Thanksgiving Tournament with a 74-68 win on Sunday at Memorial Gym.

Although the lead changed hands just one time in the game, the Commodores (4-1) were unable to create much separation from Princeton (3-2), which seemingly had an answer for every Vanderbilt run.

"I like to give the other team credit when credit is due," Vanderbilt Head Coach Melanie Balcomb said. "I think they're a very good team. I think they're extremely well coached. They beat USC for a reason. We didn't take them lightly and they were ready to play with a lot of confidence. We came out real strong with a lot of energy on our home court and then they made a run and they stepped it up. They played that way for the rest of the game and maintained it."

Vanderbilt was paced by Tournament MVP Hannah Tuomi, who finished with 16 points and nine rebounds before fouling out. Jasmine Lister also added 15 points and Tiffany Clarke had nine. Lister and Clarke were part of the All-Tournament Team, which also included Princeton's Addie Micir, USC's Christina Marinacci and Quinnipiac's Felicia Barron.

With the win, Vanderbilt improved to 24-0 all-time in its annual Thanksgiving Tournament. In total, the Commodores are 41-1 all-time in home tournament games.

Game 6 #23/23 Vanderbilt at Bowling Green Dec. 1 • Bowling Green, Ohio

Anderson Arena

VISITORS: Vanderbilt 4-2

Player	FG	3P	FT	R	F	TP	A	TO	B	S	Min
TUOMI*	6-9	0-0	2-3	5	4	14	0	6	0	1	21
CLARKE*	1-3	0-0	5-8	6	4	7	0	2	1	1	22
FOGGIE*	1-3	1-3	1-2	4	1	4	3	2	1	1	23
LISTER*	5-10	4-6	0-0	1	2	14	2	2	0	1	34
RHOADS*	6-13	0-0	2-3	3	0	14	5	2	1	0	36
PULEO	0-1	0-1	0-0	0	1	0	1	1	0	0	7
COLEMAN	0-1	0-0	0-0	0	2	0	3	1	1	0	17
HOLZER	4-6	0-0	2-2	3	3	10	0	2	0	1	10
BROWN	1-2	1-1	0-0	1	1	3	0	0	0	1	10
SMITH	0-1	0-0	0-0	4	0	0	3	1	0	0	16
SILINSKI	1-1	0-0	0-0	0	0	2	0	0	0	0	4
TEAM	-	-	-								
Totals	25-50	6-12	12-18	34	18	68	17	19	4	6	200

FG%	1st: 13-26 50.0%	2nd: 12-24 50.0%	Game: 50.0%
3-Pt. FG%	1st: 3-4 75.0%	2nd: 3-8 37.5%	Game: 50.0%
F Throw %	1st: 3-4 75.0%	2nd: 9-14 64.3%	Game: 66.7%

HOME TEAM: Bowling Green 7-1

Player	FG	3P	FT	R	F	TP	A	TO	B	S	Min
HENNEGAN*	3-9	0-1	3-4	11	3	9	0	4	0	0	35
UHL*	7-9	1-3	0-0	3	4	15	1	0	0	1	23
PROCHASKA*	8-16	5-9	10-10	5	1	31	6	0	0	2	39
PONTIUS*	3-10	3-7	0-1	0	2	9	3	3	0	0	38
STEFFEN*	4-9	0-1	3-3	2	2	11	1	2	0	2	35
SLAGLE	2-3	0-0	0-0	0	0	4	1	0	0	0	8
PAPENFUSS	0-2	0-0	0-0	0	0	0	0	0	1	0	7
HAVEL	0-0	0-0	0-0	1	3	0	1	1	0	1	12
ZUERCHER	0-0	0-0	0-0	1	0	0	0	0	0	0	3
TEAM	-	-	-	4							
Totals	27-58	9-21	16-18	26	16	79	13	11	0	6	200

FG%	1st: 16-35 45.7%	2nd: 11-23 47.8%	Game: 46.6%
3-Pt. FG%	1st: 4-11 36.4%	2nd: 5-10 50.0%	Game: 42.9%
F Throw %	1st: 8-8 100%	2nd: 8-10 80.0%	Game: 88.9%

Officials: Barb Smith, Bob Trammell, Jesse Dickerson

Technical fouls: Vanderbilt-None. Bowling Green-None.

Attendance: 2157

Score by Periods	1st	2nd	Total
Vanderbilt	32	36	68
Bowling Green	44	35	79

Game Recap

BOWLING GREEN, Ohio - Vanderbilt entered its game at Bowling Green looking for redemption following two straight losses to the Falcons, but the Commodores will have to wait a little longer for that redemption, as Bowling Green handed 23rd-ranked Vanderbilt a 79-68 loss on Wednesday at Anderson Arena.

The loss was Vanderbilt's second of the season as the team fell to 4-2 overall and 0-2 on the road this season. Bowling Green improved to 7-1 and earned its 34th straight regular season win at home.

Vanderbilt trailed by 12 at the half, but was able to cut it to three, 51-48, with 14:31 to play. However, Bowling Green put the game out of reach by going on a 16-2 run, which gave the Falcons a 67-50 lead — their largest of the game with 8:36 to play.

The decisive run was triggered by the play of Lauren Prochaska, who scored 14 of the team's 16 points during the span and finished with 31 points. The point total was the same that Florida State's Courtney Ward had in Vanderbilt's loss in Tallahassee.

Vanderbilt had four players score in double figures. Hannah Tuomi, Jasmine Lister and Jence Rhoads each finished with 14 points and Stephanie Holzer scored 10 -- all in the first half. The Commodores were hampered by foul trouble and turnovers. Vanderbilt turned it over 19 times compared to 11 by BGSU. Tuomi, Clarke and Holzer had their playing time limited due to fouls. Tuomi and Clarke each finished with four fouls and Holzer finished with three.



GAME CAPSULES

Game 7 #23/23 Vanderbilt at Denver Dec. 5 • Denver, Colo. Magness Arena

VISITORS: Vanderbilt 4-3

Player	FG	3P	FT	R	F	TP	A	TO	B	S	Min
TUOMI*	6-13	0-0	5-7	6	4	17	0	5	0	1	31
CLARKE*	0-1	0-0	0-0	3	1	0	0	2	0	0	8
LISTER*	5-8	4-6	0-0	2	4	14	3	0	0	0	26
RHOADS*	7-14	1-2	4-9	5	1	19	1	3	0	1	35
SMITH*	1-5	0-4	2-2	1	3	4	2	2	0	1	30
PULEO	3-4	2-3	0-0	2	1	8	3	1	0	0	21
COLEMAN	0-0	0-0	1-2	4	1	0	4	1	0	1	21
BROWN	0-5	0-3	0-0	1	2	0	1	0	1	2	18
SILINSKI	1-1	0-0	0-0	1	2	2	1	1	0	0	7
JAROSZ	0-0	0-0	0-0	2	1	0	0	1	1	0	3
TEAM	-	-	-	3							
Totals	23-51	7-18	12-20	30	23	65	11	19	3	5	200

FG%	1st: 11-25 44.0%	2nd: 12-26 46.2%	Game: 45.1%
3-Pt. FG%	1st: 3-9 33.3%	2nd: 4-9 44.4%	Game: 38.9%
F Throw %	1st: 3-5 60.0%	2nd: 9-15 60.0%	Game: 60.0%

HOME TEAM: Denver 4-4

Player	FG	3P	FT	R	F	TP	A	TO	B	S	Min
MURDOCH*	6-10	0-0	4-7	6	3	16	3	1	0	0	31
CULBERSON*	9-15	2-3	2-2	7	3	22	3	4	0	0	32
NOONAN*	4-7	1-4	1-3	3	1	10	4	1	2	1	30
RICE*	4-9	1-2	3-7	3	3	12	2	4	0	2	34
SMITH*	1-1	0-0	2-4	0	1	4	7	2	0	4	36
MICHEL	2-3	0-0	0-0	3	0	4	0	1	0	0	11
SHELL	0-0	0-0	0-0	0	0	0	0	0	0	0	2
FEENEY	0-1	0-1	0-0	2	0	0	0	1	1	0	14
HUNTER	1-2	0-0	0-0	0	0	2	0	0	0	0	3
LEICHLITER	0-0	0-0	0-1	0	4	0	1	0	0	0	7
TEAM	-	-	-	7							
Totals	27-48	4-10	12-24	31	15	70	20	15	3	7	200

FG%	1st: 12-19 63.2%	2nd: 15-29 51.7%	Game: 56.3%
3-Pt. FG%	1st: 1-1 100%	2nd: 3-9 33.3%	Game: 40.0%
F Throw %	1st: 4-11 36.4%	2nd: 8-13 61.5%	Game: 50.0%

Officials: Nan Sisk, Bobby Jarmon, Chaney Muench
Technical fouls: Vanderbilt-None. Denver-None.
Attendance: 1614

Score by Periods	1st	2nd	Total
Vanderbilt	28	37	65
Denver	29	41	70

Game Recap

DENVER, Colo. - Sunday was supposed to be a memorable homecoming for Colorado native Hannah Tuomi, but it ended up being anything but memorable as Denver handed the Commodores their third straight loss on the road with a 70-65 victory at Magness Arena.

The loss was the second in a row for the 23rd-ranked Commodores, who fell to 4-3 this season. Denver improved to 4-4 overall.

The Commodores were paced by Tuomi and Jence Rhoads, who each posted season highs in points. With a large contingent of family on hand to watch her first game at Vanderbilt in her home state, Tuomi scored 17 points and collected six rebounds. Rhoads added a team-high 19 points.

Vanderbilt's loss added to the road struggles for the SEC on Sunday. Also losing on the road were Georgia, Florida, Kentucky and Ole Miss.

Trailing by one at the half, 29-28, Vanderbilt scored the first six points of the second half to take a 34-29 lead with 17:50 to play. Vanderbilt's lead would not last long as Denver went on a 13-2 run to take a 42-36 lead with 12:20 to play.

The Commodores would chip away at Denver's lead and tie the game at 48 with 7:05 to play in the game. The momentum would sway back to the Pioneers, who would go on a 13-3 run to take a 61-51 lead with 2:51 to play. The lead proved to be insurmountable for the Commodores.

Vanderbilt was outscored in the paint 40-22.

Game 8 Southern Illinois at -/RV Vanderbilt Dec. 7 • Nashville, Tenn. Memorial Gymnasium

VISITORS: Southern Illinois 1-7

Player	FG	3P	FT	R	F	TP	A	TO	B	S	Min
SWINGLER*	8-12	0-0	1-2	5	5	17	1	3	0	2	26
SHANNON*	1-3	0-0	0-0	4	4	2	0	2	3	0	24
PATTERSON*	0-4	0-3	0-0	3	0	0	1	0	0	0	12
OLIVER*	4-10	3-6	2-2	4	2	13	0	3	0	1	33
GOINS*	8-15	5-8	0-1	4	1	21	3	1	0	0	37
IGNOTO	2-7	1-4	0-0	2	3	5	1	3	0	0	12
LEMAR	0-0	0-0	0-0	1	1	0	2	1	0	0	11
MILLER	0-0	0-0	0-0	0	0	0	0	1	0	0	2
MITCHELL	3-6	0-0	0-0	6	3	6	4	1	0	0	25
COURIER	2-4	0-1	0-0	2	1	4	1	1	0	0	18
TEAM	-	-	-	3							
Totals	28-61	9-22	3-5	34	20	68	13	17	3	3	200

FG%	1st: 9-29 31.0%	2nd: 19-32 59.4%	Game: 45.9%
3-Pt. FG%	1st: 5-14 35.7%	2nd: 4-8 50.0%	Game: 40.9%
F Throw %	1st: 2-2 100%	2nd: 1-3 33.3%	Game: 60.0%

HOME TEAM: Vanderbilt 5-3

Player	FG	3P	FT	R	F	TP	A	TO	B	S	Min
TUOMI*	9-13	0-0	11-15	3	1	29	1	2	0	1	33
SILINSKI*	2-7	0-0	1-2	2	3	5	1	1	0	0	18
LISTER*	5-8	2-3	2-2	2	1	14	2	0	0	2	32
RHOADS*	5-10	0-1	1-1	4	2	11	7	2	0	2	36
SMITH*	2-7	0-3	4-4	5	2	8	3	1	0	1	32
PULEO	2-4	1-3	4-4	3	1	9	1	0	0	1	20
COLEMAN	0-0	0-0	0-0	6	1	0	1	0	0	0	15
BROWN	1-2	0-0	0-0	1	1	2	0	1	0	1	8
CLARKE	1-5	0-0	1-2	3	0	3	0	0	0	0	6
TEAM	-	-	-	2							
Totals	27-56	3-10	24-30	31	12	81	16	8	0	8	200

FG%	1st: 13-30 43.3%	2nd: 14-26 53.8%	Game: 48.2%
3-Pt. FG%	1st: 2-6 33.3%	2nd: 1-4 25.0%	Game: 30.0%
F Throw %	1st: 10-12 83.3%	2nd: 14-18 77.8%	Game: 80.0%

Officials: Tina Napier, Lisa Mattingly, Jesse Dickerson
Technical fouls: Southern Illinois-None. Vanderbilt-None.
Attendance: 3612

Score by Periods	1st	2nd	Total
Southern Illinois	25	43	68
Vanderbilt	38	43	81

Game Recap

NASHVILLE, Tenn. - Senior forward Hannah Tuomi poured in a career-high 29 points and Head Coach Melanie Balcomb picked up her 200th win at Vanderbilt as the Commodores snapped a two-game losing streak with an 81-68 win over Southern Illinois Tuesday at Memorial Gym.

The Commodores improved to 5-0 at home this season and 5-3 overall, but it did not come easily. Southern Illinois, 1-7, was able to cut an 18-point second-half lead to two before the Commodores went on a 9-0 run to extend their lead to 11 with 6:51 to play. Southern Illinois was unable to cut into Vanderbilt's lead from that point on.

Tuomi scored 22 of her 29 points in the second half and stood at the free-throw line with 13 seconds to play just two points shy of Vanderbilt's first 30-point game since Carla Thomas in 2006. She made the first free throw before the second one rimmed out.

"She was the one who played angry for 40 minutes because she was upset losing in front of her crowd in Denver and it hurt her and affected her the most," Balcomb said. "She played one of the best games I've ever seen her play."

Tuesday's win improved Vanderbilt to 10-1 all-time against SIU and came in the midst of a five-day stretch in which the Commodores play three games.

Also scoring in double figures were Jasmine Lister, who scored 14 and Jence Rhoads, who added 11.

Game 9 UT Martin at -/RV Vanderbilt Dec. 9 • Nashville, Tenn. Memorial Gymnasium

VISITORS: UT Martin 4-5

Player	FG	3P	FT	R	F	TP	A	TO	B	S	Min
HAISLIP*	7-10	3-5	2-2	5	3	19	0	2	0	0	40
WEATHERLY*	0-0	0-0	0-0	0	5	0	0	1	0	0	17
BUTLER*	7-17	2-8	4-4	5	1	20	1	2	0	1	40
NEWSOME*	6-19	0-1	5-6	3	1	17	3	4	0	2	40
HALL*	1-8	0-7	0-0	7	3	2	3	4	0	1	34
WHITE	0-1	0-1	0-0	0	0	0	0	0	0	0	3
CRAWFORD	0-0	0-0	1-2	2	0	1	0	1	0	0	4
HAWN	0-0	0-0	0-0	1	0	0	0	1	0	0	3
REEDY	0-1	0-0	1-2	5	1	1	0	0	0	0	19
TEAM	-	-	-	5							
Totals	21-56	5-22	13-16	33	14	60	7	15	0	4	200

FG%	1st: 13-29 44.8%	2nd: 8-27 29.6%	Game: 37.5%
3-Pt. FG%	1st: 4-15 26.7%	2nd: 1-7 14.3%	Game: 22.7%
F Throw %	1st: 0-0 0.0%	2nd: 13-16 81.3%	Game: 81.3%

HOME TEAM: Vanderbilt 6-3

Player	FG	3P	FT	R	F	TP	A	TO	B	S	Min
TUOMI*	7-7	0-0	1-2	13	4	15	0	2	0	0	35
SILINSKI*	1-1	0-0	0-0	2	0	2	0	0	1	0	5
LISTER*	5-17	2-11	1-3	1	1	13	5	1	0	1	33
RHOADS*	3-8	0-0	3-4	4	1	9	9	0	2	1	34
SMITH*	7-15	3-9	1-1	5	3	18	2	3	0	2	35
PULEO	0-6	0-5	0-0	2	0	0	2	1	0	0	20
COLEMAN	2-2	0-0	0-0	4	2	4	0	1	0	0	12
BROWN	5-8	1-2	0-0	5	5	11	0	2	0	1	21
CLARKE	0-0	0-0	0-0	1	0	0	2	0	2	0	4
JAROSZ	0-0	0-0	0-0	1	0	0	0	0	0	0	1
TEAM	-	-	-	3							
Totals	30-64	6-27	6-10	40	17	72	18	12	3	6	200

FG%	1st: 15-34 44.1%	2nd: 15-30 50.0%	Game: 46.9%
3-Pt. FG%	1st: 2-15 13.3%	2nd: 4-12 33.3%	Game: 22.2%
F Throw %	1st: 2-5 40.0%	2nd: 4-5 80.0%	Game: 60.0%

Officials: Dock Sisk, Erica Bradley, Gina Cross
Technical fouls: UT Martin-None. Vanderbilt-None.
Attendance: 3764

Score by Periods	1st	2nd	Total
UT Martin	30	30	60
Vanderbilt	34	38	72

Game Recap

NASHVILLE, Tenn. - For the third-straight game senior forward Hannah Tuomi had a stellar performance for the Commodores, shooting 7-for-7 from the field while recording her second double-double of the season as Vanderbilt topped UT Martin 72-60 Thursday at Memorial Gym.

The Commodores improved to 6-3 overall and stayed perfect at home with six wins, while UT Martin dropped to 4-5 overall with each of its first nine games coming on the road. The win was the second in a row for the Commodores who will begin final exams this weekend and will not play again for 10 days.

Vanderbilt went on a 13-0 run to open up a 24-9 lead with 8:30 remaining in the first half before UT Martin narrowed Vanderbilt's lead to 27-24 with 3:38 to play in the half. Despite only shooting 2-of-15 from beyond the arc in the opening half, the Commodores headed into the locker room up 34-30 over the Skyhawks.

With Vanderbilt up 57-48 halfway through the second half, senior Jence Rhoads sparked a 9-0 run to give the Commodores a 16-point lead, the largest of the game, and the Commodores never looked back.

Tuomi grabbed 13 boards to go along with her 15 points to earn her second double-double of the season and eighth of her career. Against Samford on November 18, Tuomi scored 14 points and came down with 10 rebounds to help lead Vanderbilt to a 70-60 victory. The Commodores are now 6-2 when the Thornton, Colo., native records a double-double.



GAME CAPSULES

Game 10 Vanderbilt at Duquesne Dec. 10 • Pittsburgh, Pa. A.J. Palumbo Center

VISITORS: Vanderbilt 7-3

Player	FG	3P	FT	R	F	TP	A	TO	B	S	Min
TUOMI*	2-9	0-0	4-5	8	3	8	3	1	0	1	36
SILINSKI*	0-0	0-0	0-0	1	1	0	0	0	0	0	2
LISTER*	8-16	3-6	2-4	2	2	21	5	2	0	0	33
RHOADS*	6-11	0-0	0-1	8	3	12	5	1	0	1	31
SMITH*	2-7	1-4	5-5	1	0	10	3	3	0	1	25
FOGGIE	6-12	5-9	0-1	6	1	17	1	1	1	2	30
HOLZER	3-7	0-0	0-0	8	3	6	0	2	1	0	13
BROWN	2-6	0-1	2-2	5	3	6	2	3	2	1	28
CLARKE	0-0	0-0	0-0	0	1	0	0	0	0	0	2
TEAM	-	-	-	4							
Totals	29-68	9-20	13-18	43	17	80	19	13	4	6	200

FG%	1st: 13-35 37.1%	2nd: 16-33 48.5%	Game: 42.6%
3-Pt. FG%	1st: 5-10 50.0%	2nd: 4-10 40.0%	Game: 45.0%
F Throw %	1st: 11-13 84.6%	2nd: 2-5 40.0%	Game: 72.2%

HOME TEAM: Duquesne 8-2

Player	FG	3P	FT	R	F	TP	A	TO	B	S	Min
AGUNBIADE*	5-11	0-1	5-9	8	3	15	2	2	1	1	25
POLLINO*	4-11	1-2	2-2	4	1	11	1	3	2	0	34
GENSLER*	4-10	1-3	4-4	2	1	13	1	1	0	1	27
FLOYD*	0-2	0-0	0-0	6	3	0	2	1	1	0	16
ABEL*	2-6	0-1	6-6	4	2	10	2	3	0	2	37
VOYNOVA	1-2	0-0	1-2	5	1	3	1	0	1	0	8
HALL	0-3	0-0	0-0	4	2	0	0	1	0	0	12
SZECSI	2-6	0-1	0-0	3	0	4	0	4	0	1	14
BRITCHER	1-3	0-1	0-0	1	0	2	1	2	0	0	17
VENDEMIA	0-4	0-0	1-2	2	2	1	2	0	1	0	10
TEAM	-	-	-	5							
Totals	19-58	2-9	19-25	44	15	59	12	17	6	5	200

FG%	1st: 12-27 44.4%	2nd: 7-31 22.6%	Game: 32.8%
3-Pt. FG%	1st: 1-2 50.0%	2nd: 1-7 14.3%	Game: 22.2%
F Throw %	1st: 9-14 64.3%	2nd: 10-11 90.9%	Game: 76.0%

Officials: Angelica Suffern, Amy Bonner, Karen Preato
Technical fouls: Vanderbilt-None. Duquesne-None.
Attendance: 1862

Score by Periods	1st	2nd	Total
Vanderbilt	42	38	80
Duquesne	34	25	59

Game Recap

PITTSBURGH, Pa. - Before Sunday, Vanderbilt's women's basketball team had played three games away from Memorial Gymnasium and had lost all three. The Commodores' road blues ended on Sunday at the A.J. Palumbo Center where Vanderbilt handed Duquesne an 80-59 loss.

Playing in front of a large Vanderbilt contingent that was on hand to watch three Commodores with roots in the Keystone State, the 'Dores posted maybe their most impressive win of the season as they won their third straight game to improve to 7-3 overall, while dealing Duquesne just their second loss of the season (8-2) and snapping the Duke's seven-game winning streak.

Vanderbilt held an eight-point lead at the half, 42-34, but Duquesne was able to trim VU's lead to four, 42-38, with 19:06 to play. Vanderbilt would extend its lead back to eight before Duquesne would cut the lead to four again (59-55) with 9:40 to play.

Just as Duquesne was seemingly inching closer, Vanderbilt buried the Dukes with a 21-4 run to take its largest lead of the game, 80-59, with 33 seconds to play. Vanderbilt held Duquesne without a field goal the last 7:49 of the game.

Four players scored in double figures for the Commodores, led by Jasmine Lister, who poured in a career-high 21 points on 8-of-16 shooting. Fellow freshman Christina Foggie returned to the lineup to score 17 points after missing the last three games due to a concussion.

Game 11 Western Kentucky at Vanderbilt Dec. 21 • Nashville, Tenn. Memorial Gymnasium

VISITORS: Western Kentucky 4-7

Player	FG	3P	FT	R	F	TP	A	TO	B	S	Min
EDWARDS*	4-7	2-2	4-4	6	1	14	2	0	1	0	33
OWENS*	7-16	0-1	6-6	7	3	20	0	1	0	0	32
BROWN, A.*	6-10	0-0	3-4	6	3	15	0	3	0	1	22
OBASEMI*	0-5	0-3	0-0	4	1	0	2	1	1	1	25
MCNEAR*	1-7	0-1	1-2	4	3	3	4	4	0	1	35
BROWN, H.*	0-5	0-2	0-0	3	1	0	2	1	0	1	18
MOSLEY	1-7	0-0	0-0	1	1	2	0	2	0	0	9
THOMAS	0-3	0-1	0-0	1	2	0	0	2	1	0	17
SHOLTES	0-1	0-0	0-0	0	0	0	0	0	0	0	3
MEANS	0-2	0-1	0-0	1	1	0	0	1	0	0	6
HOWARD	1-6	1-4	0-0	1	2	3	0	1	3	1	16
HILL	0-1	0-0	2-2	1	0	2	0	0	0	0	2
JOHNSON	1-2	0-0	1-2	5	1	3	0	1	1	0	15
TEAM	-	-	-	9							
Totals	17-65	1-13	13-16	43	19	48	8	18	6	5	200

FG%	1st: 10-32 31.3%	2nd: 7-33 21.2%	Game: 26.2%
3-Pt. FG%	1st: 0-4 0.0%	2nd: 1-9 11.1%	Game: 7.7%
F Throw %	1st: 2-4 50.0%	2nd: 11-12 91.7%	Game: 81.3%

HOME TEAM: Vanderbilt 8-3

Player	FG	3P	FT	R	F	TP	A	TO	B	S	Min
TUOMI*	4-6	0-0	5-7	5	3	13	2	1	0	1	24
SILINSKI*	0-0	0-0	0-0	2	0	0	0	0	0	0	5
LISTER*	4-11	2-3	2-4	3	2	12	4	3	0	0	36
RHOADS*	9-16	0-0	3-3	5	0	21	3	4	1	3	34
SMITH*	0-4	0-2	2-2	4	1	2	0	0	1	0	21
PULEO	0-1	0-1	0-0	0	1	0	0	0	0	0	3
FOGGIE	2-9	0-4	11-11	3	2	15	1	0	1	0	27
COLEMAN	0-0	0-0	0-0	4	4	0	1	0	0	0	12
HOLZER	2-5	0-0	0-0	1	3	4	0	1	0	1	8
BROWN	2-6	0-2	1-1	4	1	5	1	1	0	0	22
CLARKE	1-1	0-0	0-0	2	0	2	0	0	0	0	5
JAROSZ	0-1	0-0	0-0	2	0	0	0	0	2	0	3
TEAM	-	-	-	7							
Totals	24-60	2-12	24-28	42	17	74	12	12	5	9	200

FG%	1st: 11-29 37.9%	2nd: 13-31 41.9%	Game: 40.0%
3-Pt. FG%	1st: 1-5 20.0%	2nd: 1-7 14.3%	Game: 16.7%
F Throw %	1st: 5-5 100%	2nd: 19-23 82.6%	Game: 85.7%

Officials: Tina Napier, Beverly Roberts, Felicia Grinter
Technical fouls: Western Kentucky-TEAM. Vanderbilt-None.
Attendance: 4407

Score by Periods	1st	2nd	Total
Western Kentucky	22	26	48
Vanderbilt	28	46	74

Game Recap

NASHVILLE - Western Kentucky took Vanderbilt to overtime last season, and early on Tuesday it appeared that the Lady Toppers would again take the Commodores down to the wire in both teams' final game before Christmas break.

However, the Commodores had other plans for how they would begin their holiday break.

After trailing by as many as seven points in the first half, the Commodores (8-3) turned the tables on Western Kentucky (4-7) midway through the first half and never looked back en route to a 74-48 win in front of the largest crowd of the season at Memorial Gym.

Vanderbilt trailed 16-9 with 11:28 to play in the first half before outscoring WKU 58-19 over the next 24:37 of the game to take a commanding 67-35 lead with 6:51 to play.

The Commodores' run was sparked by the play of senior Jence Rhoads, who put the team on her back in the first half by scoring the final seven points and nine of Vanderbilt's last 11 of the half to give Vanderbilt a 28-22 lead at intermission -- it's largest to that point.

Rhoads played her best game of the season, finishing with a season-high 21 points on 9-of-16 shooting.

Game 12 Delaware vs. Vanderbilt Dec. 29 • Blacksburg, Va. Cassell Coliseum • Hilton Garden Classic

VISITORS: Delaware 6-4

Player	FG	3P	FT	R	F	TP	A	TO	B	S	Min
PARKER*	2-6	0-0	0-0	4	4	4	0	4	0	0	23
ACKER*	0-0	0-0	2-2	4	0	2	0	2	1	1	12
BAILEY*	1-6	0-0	3-4	5	2	5	0	1	0	0	26
KABONGO*	6-13	0-0	3-3	1	0	15	1	2	0	0	27
CARRA*	5-14	1-6	1-1	2	2	12	1	3	0	0	31
MAY	0-3	0-0	0-2	3	4	0	2	5	0	3	19
MCLEAN	1-2	0-1	0-0	1	0	2	1	0	0	2	12
BUCHANAN	2-3	0-0	3-4	4	1	7	0	2	1	0	14
RIDDICK	1-3	0-0	0-0	5	3	2	0	1	0	0	25
CRAIG	0-0	0-0	0-0	0	0	0	0	0	0	0	5
GIBSON	1-4	0-0	0-0	1	4	2	0	1	0	0	6
TEAM	-	-	-	3							
Totals	19-54	1-7	12-16	33	20	51	5	21	2	6	200

FG%	1st: 8-22 36.4%	2nd: 11-32 34.4%	Game: 35.2%
3-Pt. FG%	1st: 1-4 25.0%	2nd: 0-3 0.0%	Game: 14.3%
F Throw %	1st: 6-6 100%	2nd: 6-10 60.0%	Game: 75.0%

HOME TEAM: Vanderbilt 9-3

Player	FG	3P	FT	R	F	TP	A	TO	B	S	Min
LISTER*	3-12	1-8	0-0	5	1	7	4	2	0	2	34
TUOMI*	3-7	0-0	5-6	6	2	11	2	1	1	0	29
SILINSKI*	0-2	0-0	1-2	2	0	1	0	0	0	1	9
RHOADS*	2-6	0-1	0-0	4	1	4	6	3	0	0	31
SMITH*	1-4	0-2	0-0	3	0	2	2	1	0	0	13
PULEO	5-5	5-5	0-0	3	1	15	1	0	0	0	20
FOGGIE	1-8	1-4	4-4	1	3	7	2	1	0	0	21
COLEMAN	1-1	0-0	0-1	4	1	2	0	0	0	0	12
HOLZER	4-5	0-0	3-4	3	2	11	0	1	2	1	12
BROWN	1-1	0-0	0-0	0	2	2	0	4	0	0	7
CLARKE	2-2	0-0	6-7	4	2	10	0	1	0	0	8
JAROSZ	0-1	0-0	0-0	0	1	0	0	2	1	0	4
TEAM	-	-	-	2							
Totals	23-54	7-20	19-24	37	16	72	17	16	4	4	200

FG%	1st: 12-31 38.7%	2nd: 11-23 47.8%	Game: 42.6%
3-Pt. FG%	1st: 4-15 26.7%	2nd: 3-5 60.0%	Game: 35.0%
F Throw %	1st: 7-9 77.8%	2nd: 12-15 80.0%	Game: 79.2%

Officials: Dee Kantner, Douglas Cloud, Karen Preato
Technical fouls: Delaware-None. Vanderbilt-None.
Attendance: 2097

Score by Periods	1st	2nd	Total
Delaware	23	28	51
Vanderbilt	35	37	72

Game Recap

BLACKSBURG, Va. - Vanderbilt ran its win streak to five on Wednesday afternoon with a 72-51 victory over Delaware in the opening game of the Hilton Garden Classic played at Virginia Tech's Cassell Coliseum.

Four players scored in double figures for Vanderbilt, who improved to 9-3 overall. Delaware dropped to 6-4 on the year. The Commodores were led by Angela Puleo who came off the bench to score a season-high 15 points on 5-of-5 shooting from beyond the arc. Puleo's 15 points were a fraction of the 47 bench points scored by the Commodores, which limited Delaware to just 13 bench points.

Also reaching double figures for Vanderbilt was senior Hannah Tuomi who scored 11 points en route to becoming the 32nd player in school history to reach 1,000 career points. Tuomi entered the game needing six points to reach the milestone, which she hit on her first of two free throws at the 8:16 mark of the first half.

Tuomi's 11 points moved her into a tie for 30th in school history with Caroline Williams (1,005 points).

Although Vanderbilt posted a 21-point win against Delaware, the game did not come easily to the Commodores in the early going. Vanderbilt got off to a slow start against the Blue Hens, hitting just two of their first 12 shots. Because of Vanderbilt's cold shooting, Delaware was able to take a six-point lead before the Commodores would bury Delaware with a 21-0 run.



GAME CAPSULES

Game 13 Vanderbilt at Virginia Tech

Dec. 30 • Blacksburg, Va.
Cassell Coliseum • Hilton Garden Classic

VISITORS: Vanderbilt 9-4

Player	FG	3P	FT	R	F	TP	A	TO	B	S	Min
TUOMI*	5-9	0-0	1-1	11	2	11	1	3	0	0	32
SILINSKI*	0-0	0-0	0-0	1	0	0	0	0	0	0	4
LISTER*	3-18	2-13	0-0	2	4	8	4	5	0	1	38
RHOADS*	9-17	0-0	2-2	5	3	20	5	0	0	1	31
SMITH*	2-3	1-2	0-0	1	1	5	1	1	0	2	18
PULEO	0-1	0-1	0-0	0	1	0	2	0	0	0	10
FOGGIE	3-9	3-8	2-2	2	1	11	2	2	0	1	23
COLEMAN	0-0	0-0	0-0	1	1	0	0	0	0	0	5
HOLZER	5-13	0-0	1-1	12	5	11	0	4	4	0	25
BROWN	0-2	0-0	0-0	2	2	0	0	0	0	0	5
CLARKE	1-3	0-0	0-1	1	3	2	0	0	2	0	9
TEAM	-	-	-	5							
Totals	28-75	6-24	6-7	43	23	68	15	15	6	5	200

FG%	1st: 14-35 40.0%	2nd: 14-40 35.0%	Game: 37.3%
3-Pt. FG%	1st: 4-11 36.4%	2nd: 2-13 15.4%	Game: 25.0%
F Throw %	1st: 2-2 100%	2nd: 4-5 80.0%	Game: 85.7%

HOME TEAM: Virginia Tech 9-4

Player	FG	3P	FT	R	F	TP	A	TO	B	S	Min
GORDON*	1-6	0-0	2-3	10	4	4	1	0	2	0	28
DAVIS*	2-6	0-1	4-7	6	2	8	11	3	0	0	36
FENYN*	5-14	1-5	3-6	3	1	14	0	0	0	3	36
TELLIER*	9-14	2-4	3-3	5	0	23	2	4	1	2	35
HARRISON*	7-15	0-1	3-6	9	2	17	2	3	1	0	31
WILSON	2-4	0-1	0-0	2	2	4	1	3	0	0	9
EVANS	1-3	0-0	0-0	1	0	2	0	0	1	0	8
MONTGOMERY	0-0	0-0	0-0	0	0	0	0	0	0	0	0+
AYERS	0-0	0-0	0-0	1	0	0	0	0	0	0	2
BASHAM	1-1	0-0	0-0	0	0	2	0	0	0	0	3
HINES-ALLEN	0-3	0-0	0-0	2	0	0	1	0	0	0	12
TEAM	-	-	-	5							
Totals	28-66	3-12	15-25	44	11	74	18	13	5	5	200

FG%	1st: 9-32 28.1%	2nd: 19-34 55.9%	Game: 42.4%
3-Pt. FG%	1st: 0-6 0.0%	2nd: 3-6 50.0%	Game: 25.0%
F Throw %	1st: 1-2 50.0%	2nd: 14-23 60.9%	Game: 60.0%

Officials: Susan Blauch, Tommy Salerno, Karen Preato
Technical fouls: Vanderbilt-None. Virginia Tech-None.
Attendance: 2470

Score by Periods	1st	2nd	Total
Vanderbilt	34	34	68
Virginia Tech	19	55	74

Game Recap

BLACKSBURG, Va. - Vanderbilt appeared to be well on its way to winning the championship of the Hilton Garden Classic on Thursday night as Vanderbilt led Virginia Tech by as many as 17 points in the first half and held a 15-point lead at intermission. However, the Hokies rode a 31-8 run to open the second half en route to a 74-68 win at Cassell Coliseum.

The loss snapped a five-game winning streak and dropped Vanderbilt to 9-4 overall as the Commodores concluded non-conference play 1-4 on the road. Virginia Tech improved to 9-4 and won their home tournament for the 12th time in the last 13 seasons.

The Commodores were bidding for its first tournament championship away from Nashville since 2003, but they could not withstand the hot shooting by the Hokies in the second half, who made 55.9 percent of their attempts after hitting just 28.1 percent of their shots in the opening frame.

Vanderbilt made 37.3 percent of its shots, but went cold from beyond the arc, hitting just 25.0 percent of its threes, including 15.4 percent (2-of-13) in the second half.

Vanderbilt dug an early 8-2 hole in the game, but just like against the Blue Hens when Vanderbilt used a 21-0 first-half run to take a commanding lead, Vanderbilt would go on voluminous 26-3 run against Virginia Tech to take a 28-11 lead with 2:55 to play in the first half.

Game 14 Vanderbilt at Ole Miss

Jan. 2 • Oxford, Miss.
Tad Smith Coliseum

VISITORS: Vanderbilt 9-5, 0-1

Player	FG	3P	FT	R	F	TP	A	TO	B	S	Min
COLEMAN*	2-6	0-0	1-2	5	3	5	3	0	0	2	24
TUOMI*	8-12	0-0	0-0	2	2	16	2	4	0	3	27
FOGGIE*	2-10	2-8	2-2	2	5	8	1	0	0	2	32
LISTER*	5-12	3-6	2-2	1	4	15	3	2	0	0	38
RHOADS*	8-15	0-0	0-0	7	1	16	8	3	0	2	38
PULEO	0-1	0-1	0-0	0	0	0	0	1	0	1	4
HOLZER	0-5	0-0	0-0	2	0	0	1	1	0	0	5
BROWN	2-3	0-0	0-0	3	4	4	0	2	0	1	16
SMITH	0-3	0-3	0-0	1	0	0	0	0	0	1	8
CLARKE	0-0	0-0	3-4	5	3	3	0	1	1	0	8
TEAM	-	-	-	3							
Totals	27-67	5-18	8-10	31	22	67	18	14	1	12	200

FG%	1st: 16-36 44.4%	2nd: 11-31 35.5%	Game: 40.3%
3-Pt. FG%	1st: 4-9 44.4%	2nd: 1-9 11.1%	Game: 27.8%
F Throw %	1st: 4-6 66.7%	2nd: 4-4 100%	Game: 80.0%

HOME TEAM: Ole Miss 8-5, 1-0

Player	FG	3P	FT	R	F	TP	A	TO	B	S	Min
HOPE*	2-5	0-0	1-2	4	4	5	0	4	2	2	21
MARBRA*	2-4	0-0	0-0	5	0	4	0	3	0	0	36
MCFARLAND*	4-9	1-3	6-8	3	0	15	4	5	0	4	40
MELSON*	9-12	0-0	12-14	7	2	30	5	3	0	1	40
LAWS*	1-5	0-2	0-0	2	1	2	0	3	0	0	14
NELSON	2-8	2-7	0-0	2	6	2	6	2	0	2	26
BYRD	2-3	0-0	1-2	5	4	5	0	2	0	0	18
SLUSHER	2-3	0-0	1-2	1	1	5	0	0	0	0	5
TM	-	-	-	10							
Totals	24-49	3-12	21-28	39	14	72	11	22	2	9	200

FG%	1st: 11-25 44.0%	2nd: 13-24 54.2%	Game: 49.0%
3-Pt. FG%	1st: 0-6 0.0%	2nd: 3-6 50.0%	Game: 25.0%
F Throw %	1st: 2-5 40.0%	2nd: 19-23 82.6%	Game: 75.0%

Officials: Denise Brooks, Felicia Grinter, Eric Koch
Technical fouls: Vanderbilt-None. Ole Miss-None.
Attendance: 560

Score by Periods	1st	2nd	Total
Vanderbilt	40	27	67
Ole Miss	24	48	72

Game Recap

OXFORD, Miss. -For the second game in a row Vanderbilt saw its double-digit lead evaporate as Ole Miss rallied from 18 points down to top the Commodores 72-67 on Sunday in the SEC opener for both teams.

The loss dropped Vanderbilt to 9-5 overall and 0-1 in the SEC, while Ole Miss improved to 8-5 overall and 1-0 in the SEC. Vanderbilt had won four straight SEC lid-lifters before Sunday.

With shades of its loss at Virginia Tech — in which the Commodores lost a 17-point lead — still lingering, Vanderbilt looked as if it was well on its way to putting the loss to the Hokies in its rear-view mirror. The Commodores built an 18-point lead in the first half against the Rebels and took a 16-point lead into the locker room. But just like against Virginia Tech, Vanderbilt was unable to slow down the second-half charge by the Rebels.

Ole Miss began the second half on a 16-6 run to pull within six, 46-40, with 16:15 to play, and for a short period, it looked as if that would be as close as the Rebels would come. Vanderbilt would score the next six points to extend its lead to 12, 52-40.

However, the Rebels would slowly chip away at Vanderbilt's lead and eventually take a 57-56 lead with 5:09 to play. The lead was Ole Miss' first since holding a 6-4 advantage with 17:49 to play in the first half.

A basket by Jence Rhoads would give Vanderbilt the lead again at 58-57, but that would be the last time the Commodores would lead as Ole Miss went on an 8-0 run to take a 65-58 lead, which would prove to be too much to overcome.

Game 15 Mississippi State at Vanderbilt

Jan. 6 • Nashville, Tenn.
Memorial Gymnasium

VISITORS: Mississippi State 8-5, 0-1

Player	FG	3P	FT	R	F	TP	A	TO	B	S	Min
BROWN*	0-4	0-0	4-4	9	0	4	0	1	0	1	30
GOVERO*	1-7	1-5	0-0	3	5	3	0	2	0	0	22
BETT*	3-5	0-0	1-3	7	4	7	0	2	2	0	19
JOHNSON*	1-13	0-4	0-0	3	1	2	1	3	0	1	36
PORTER*	4-9	0-3	0-0	5	3	8	1	5	0	0	29
RECTOR	1-3	1-1	1-2	2	1	4	0	2	0	0	10
GAYNOR	4-11	2-7	1-2	2	2	11	2	0	0	3	15
TABALA	0-0	0-0	0-0	0	1	0	0	0	0	0	2
MAY	2-4	0-0	0-0	1	3	4	2	5	0	1	18
YOUNG	0-1	0-0	0-0	1	1	0	0	0	1	0	6
NEWSOME	0-1	0-0	1-2	4	0	1	0	1	0	0	13
TEAM	-	-	-	7							
Totals	16-58	4-20	8-13	44	21	44	6	21	3	6	200

FG%	1st: 6-27 22.2%	2nd: 10-31 32.3%	Game: 27.6%
3-Pt. FG%	1st: 1-8 12.5%	2nd: 3-12 25.0%	Game: 20.0%
F Throw %	1st: 3-4 75.0%	2nd: 5-9 55.6%	Game: 61.5%

HOME TEAM: Vanderbilt 10-5, 1-1

Player	FG	3P	FT	R	F	TP	A	TO	B	S	Min
COLEMAN*	0-1	0-0	2-2	3	2	2	1	0	1	0	13
TUOMI*	3-6	0-0	3-3	5	1	9	4	1	0	1	21
LISTER*	4-14	1-7	2-3	3	3	11	2	1	0	1	34
RHOADS*	4-11	0-0	4-6	4	2	12	2	2	1	1	34
SMITH*	1-7	1-5	2-2	1	3	5	1	2	0	0	23
PULEO	2-7	2-6	0-0	8	0	6	2	2	0	1	29
HOLZER	5-9	0-0	4-5	13	2	14	0	3	1	0	21
BROWN	1-2	1-2	0-0	1	2	3	1	2	0	0	12
SILINSKI	0-0	0-0	1-2	2	0	1	0	1	0	0	3
CLARKE	0-1	0-0	2-6	2	2	2	0	1	1	0	10
TEAM	-	-	-	4							
Totals	20-58	5-20	20-29	46	17	65	13	15	4	4	200

FG%	1st: 11-36 30.6%	2nd: 9-22 40.9%	Game: 34.5%
3-Pt. FG%	1st: 2-13 15.4%	2nd: 3-7 42.9%	Game: 25.0%
F Throw %	1st: 7-13 53.8%	2nd: 13-16 81.3%	Game: 69.0%

Officials: Bob Trammell, Joe Cunningham, Amy Bonner
Technical fouls: Mississippi State-None. Vanderbilt-None.
Attendance: 3818

Score by Periods	1st	2nd	Total
Mississippi State	16	28	44
Vanderbilt	31	34	65

Game Recap

NASHVILLE, Tenn. - Vanderbilt had been here before. A dominating first half. A large halftime lead. But, unlike the past two games where the Commodores had double digit leads slip away from them, Vanderbilt was not about to let its second half blues continue on Thursday against Mississippi State.

Instead, after opening up a 17-point first half lead the Commodores slammed the door shut on Mississippi State and would not let the Bulldogs crack it open again en route to a 65-44 win in the SEC home opener for the Commodores.

Vanderbilt (10-5, 1-1 SEC) entered Thursday's game after losing leads of 17 and 18 points at Virginia Tech and Ole Miss, respectively, so a large first-half lead seemed far from safe for the Commodores, especially against a Mississippi State (8-5, 0-1 SEC) team that had beaten Vanderbilt three straight times.

However, Vanderbilt ensured its lead would stick this time by extending its cushion to as many as 25 points in the second half despite shooting a season low 34.5 percent from the floor. The win moved Vanderbilt to 8-0 at home and was the Commodores' eighth straight win in an SEC home opener.

Vanderbilt fell behind the Bulldogs 4-3 before opening up the game with a 16-0 run to take a 19-4 lead with 10:30 to play. Mississippi State never recovered thanks in part to a suffocating defensive performance that limited the Bulldogs to just 27.6 percent shooting.



GAME CAPSULES

Game 16 Auburn at Vanderbilt Jan. 9 • Nashville, Tenn. Memorial Gymnasium

VISITORS: Auburn 9-7, 2-1

Player	FG	3P	FT	R	F	TP	A	TO	B	S	Min
ALVERSON*	5-11	1-6	1-2	3	2	12	0	1	0	1	31
GREENLEAF*	3-8	0-0	2-2	5	5	8	1	2	0	2	33
TOLES*	3-10	0-0	0-0	2	2	6	7	4	0	1	26
SIMMONS*	1-2	0-0	0-0	4	1	2	1	0	0	0	13
SMALLEY*	3-11	2-6	2-2	2	4	10	0	3	0	3	30
JENNINGS	1-3	0-0	0-0	2	0	2	2	1	0	2	13
HILLIARD	2-4	0-0	1-3	4	1	5	0	2	0	0	13
WILLIAMS	2-3	0-0	0-0	1	0	4	0	1	0	0	10
TANNER	1-7	0-2	2-2	1	1	4	1	2	2	0	16
DAVIS	2-4	0-0	2-2	7	3	6	1	0	1	2	15
TEAM	-	-	-	5				1			
Totals	23-63	3-14	10-13	36	19	59	13	17	3	11	200

FG%	1st: 9-35 25.7%	2nd: 14-28 50.0%	Game: 36.5%
3-Pt. FG%	1st: 2-7 28.6%	2nd: 1-7 14.3%	Game: 21.4%
F Throw %	1st: 2-2 100%	2nd: 8-11 72.7%	Game: 76.9%

HOME TEAM: Vanderbilt 11-5, 2-1

Player	FG	3P	FT	R	F	TP	A	TO	B	S	Min
COLEMAN*	0-0	0-0	0-0	3	3	0	0	1	0	2	11
TUOMI*	8-14	0-0	6-6	5	4	22	0	1	1	0	35
LISTER*	4-10	0-3	0-0	6	2	8	6	3	0	0	36
RHOADS*	6-13	0-0	4-7	8	4	16	3	6	0	1	29
SMITH*	1-1	1-1	0-0	1	0	3	2	0	1	22	33
PULEO	3-7	2-5	0-0	2	0	8	1	3	0	0	33
HOLZER	4-5	0-0	1-3	8	4	9	0	3	2	4	26
BROWN	0-0	0-0	0-0	0	0	0	0	0	0	0	3
CLARKE	0-0	0-0	1-2	2	1	1	1	0	2	0	5
TEAM	-	-	-	1				1			
Totals	26-50	3-9	12-18	36	18	67	14	20	5	8	200

FG%	1st: 12-19 63.2%	2nd: 14-31 45.2%	Game: 52.0%
3-Pt. FG%	1st: 1-5 20.0%	2nd: 2-4 50.0%	Game: 33.3%
F Throw %	1st: 4-7 57.1%	2nd: 8-11 72.7%	Game: 66.7%

Officials: Tina Napier, Wesley Dean, Roy Gubeyan
Technical fouls: Auburn-None. Vanderbilt-None.
Attendance: 4146

Score by Periods	1st	2nd	Total
Auburn	22	37	59
Vanderbilt	29	38	67

Game Recap

NASHVILLE, Tenn. - Behind a 24-7 second-half run and 38 combined points by Jence Rhoads and Hannah Tuomi, Vanderbilt was able to hold off a late charge by Auburn en route to earning its 17th straight win over the Tigers with a 67-59 victory on Sunday at Memorial Gym.

With the win, Vanderbilt (11-5, 2-1 SEC) improved to 9-0 at home, while dealing the Tigers (9-7, 2-1 SEC) their first SEC loss of the season.

Tuomi finished with a game-high 22 points on 8-of-14 shooting after starting 6-of-6 from the floor. Rhoads scored 12 of her 16 points in the second half and tied a career high with eight rebounds.

Vanderbilt had two first-half runs to stretch its lead to eight on two occasions, but each time, the Tigers would answer. The same would hold true in the second half when Vanderbilt's seven-point lead at the half was erased by an 11-4 Auburn run, which knotted the game at 33.

With the game tied, Vanderbilt would go on a 24-7 run to extend its lead to 17 with 9:04 to play. However, Auburn would chip away at Vanderbilt's lead and pull within five with 1:02 to play. The Tigers' Alli Smalley had a chance to pull Auburn within two, but a three-pointer was off the mark with 44 seconds to play. A free throw by Rhoads and two more by Tuomi with 19 seconds to play would ice the game.

Vanderbilt shot 52.0 percent from the floor and outscored Auburn 40-26 in the paint. The field-goal percentage was its second best of the season. Defensively, Vanderbilt held Auburn to 36.5 percent shooting and 21.4 percent from beyond the arc.

Game 17 Vanderbilt at Alabama Jan. 13 • Tuscaloosa, Ala. Coleman Coliseum

VISITORS: Vanderbilt 12-5, 3-1

Player	FG	3P	FT	R	F	TP	A	TO	B	S	Min
LISTER*	3-9	1-6	3-4	2	3	10	4	5	0	0	34
COLEMAN*	0-0	0-0	0-0	2	0	0	0	0	0	1	13
TUOMI*	8-10	0-0	3-4	4	1	19	5	0	0	1	32
RHOADS*	10-16	0-0	0-4	4	2	20	6	3	0	0	37
SMITH*	2-3	2-2	2-4	4	2	8	2	2	0	2	24
PULEO	1-4	1-4	0-0	1	2	3	0	1	0	1	16
FOGGIE	0-3	0-1	0-0	1	0	0	0	0	0	0	10
HOLZER	7-10	0-0	3-5	10	5	17	0	2	3	0	22
SILINSKI	0-0	0-0	0-0	0	1	0	0	0	0	0	2
CLARKE	2-3	0-0	1-1	5	2	5	1	0	1	0	10
TEAM	-	-	-	5							
Totals	33-58	4-13	12-22	38	18	82	18	13	5	4	200

FG%	1st: 16-28 57.1%	2nd: 17-30 56.7%	Game: 56.9%
3-Pt. FG%	1st: 2-5 40.0%	2nd: 2-8 25.0%	Game: 30.8%
F Throw %	1st: 5-7 71.4%	2nd: 7-15 46.7%	Game: 54.5%

HOME TEAM: Alabama 11-6, 0-4

Player	FG	3P	FT	R	F	TP	A	TO	B	S	Min
FARMER*	5-7	0-0	0-0	1	3	10	0	1	0	2	28
KING*	0-0	0-0	0-0	0	3	0	1	1	0	0	5
JENKINS*	6-16	0-0	3-3	11	1	15	0	0	1	1	28
RUSSELL*	4-7	2-4	0-0	2	1	10	1	3	0	2	28
HORN*	3-12	0-1	2-4	0	4	8	1	2	1	1	18
ROBINSON	1-6	0-2	1-2	5	1	3	0	3	0	1	18
MYERS	2-10	1-4	0-2	5	2	5	4	1	0	0	27
HOGUE	3-3	0-0	2-3	1	2	8	1	1	0	0	16
RAFFINGTON	0-0	0-0	0-0	0	0	0	1	0	0	0	4
LEE	1-3	0-0	0-0	3	2	2	0	1	0	0	11
MCCOY	1-4	0-0	3-3	2	0	5	2	0	2	0	17
TEAM	-	-	-	5							
Totals	26-68	3-11	11-17	35	19	66	11	13	4	7	200

FG%	1st: 15-34 44.1%	2nd: 11-34 32.4%	Game: 38.2%
3-Pt. FG%	1st: 2-5 40.0%	2nd: 1-6 16.7%	Game: 27.3%
F Throw %	1st: 2-3 66.7%	2nd: 9-14 64.3%	Game: 64.7%

Officials: Cameron Inouye, Jesse Dickerson, Laura C. Morris
Technical fouls: Vanderbilt-None. Alabama-Kristin Lee
Attendance: 1961

Score by Periods	1st	2nd	Total
Vanderbilt	39	43	82
Alabama	34	32	66

Game Recap

TUSCALOOSA, Ala. - Looking to right the ship on the road in the team's final test before Saturday's primetime matchup on ESPN at Tennessee, Vanderbilt's women's basketball team earned its first SEC road win of the season with an 82-66 win at Alabama on Thursday at Coleman Coliseum.

The win was Vanderbilt's third in a row and snapped a two-game losing streak on the road in which the Commodores (12-5, 3-1 SEC) lost leads of 17 and 18 points in games at Virginia Tech and Ole Miss. It was the 10th straight win for Vanderbilt against Alabama. (11-6, 0-4 SEC).

Vanderbilt entered the game 1-5 on the road and was in need of a road win heading into Knoxville on Saturday. After a back-and-forth first half which featured five lead changes and four ties, the Commodores exerted their strength in the second half by opening the half on a 14-1 run to take a 53-35 lead with 13:58 to play.

The Commodores were able to capitalize on Alabama misfiring on its first 13 shots of the half. Alabama did not hit a field goal until the 12:19 mark of the half.

Vanderbilt's run proved to be too much to overcome and the Commodores led by as many as 20 points in the second half, while shooting their second highest field-goal percentage of the season at 56.9 percent. It was the second straight game Vanderbilt has topped 50 percent shooting after shooting 52.0 percent against Auburn on Sunday.

Game 18 Vanderbilt at No. 5/6 Tennessee Jan. 15 • Knoxville, Tenn. Thompson-Boling Arena

VISITORS: Vanderbilt 12-6, 3-2

Player	FG	3P	FT	R	F	TP	A	TO	B	S	Min
COLEMAN*	0-0	0-0	0-0	2	3	0	0	0	0	0	17
TUOMI*	3-9	0-0	0-0	6	2	6	3	5	1	2	24
LISTER*	7-15	3-8	0-0	3	0	17	0	0	0	2	28
RHOADS*	4-17	0-2	2-4	4	3	10	5	0	0	1	40
SMITH*	1-4	0-1	0-0	0	2	2	1	1	0	0	20
PULEO	0-3	0-3	0-0	1	0	0	0	0	0	0	10
FOGGIE	5-11	3-6	0-0	3	1	13	3	1	0	3	22
HOLZER	4-10	0-0	0-0	5	2	8	1	1	2	0	19
BROWN	0-1	0-1	0-0	5	1	0	0	0	0	1	12
SILINSKI	0-1	0-0	0-0	1	0	0	0	0	0	0	3
CLARKE	0-1	0-0	0-0	2	0	0	0	1	0	0	5
TEAM	-	-	-	8							
Totals	24-72	6-21	2-4	39	15	56	13	9	3	10	200

FG%	1st: 7-37 18.9%	2nd: 17-35 48.6%	Game: 33.3%
3-Pt. FG%	1st: 1-12 8.3%	2nd: 5-9 55.6%	Game: 28.6%
F Throw %	1st: 2-4 50.0%	2nd: 0-0 0.0%	Game: 50.0%

HOME TEAM: Tennessee 17-2, 5-0

Player	FG	3P	FT	R	F	TP	A	TO	B	S	Min
STRICKLEN*	3-5	0-2	0-1	8	3	6	0	1	0	0	24
CAIN*	1-5	0-0	2-2	13	1	4	0	1	4	0	22
BJORKLUND*	5-13	4-12	0-0	4	1	14	1	2	1	0	40
SIMMONS*	6-18	4-14	1-1	2	0	17	3	3	0	0	34
SPANI*	0-3	0-2	0-0	5	1	0	2	0	0	1	19
WILLIAMS	5-7	2-2	1-2	8	0	13	1	3	0	1	17
AVANT	0-1	0-0	0-0	0	0	0	0	0	0	0	3
MANNING	0-2	0-0	0-0	1	2	0	1	0	0	1	12
BAUGH	0-1	0-0	0-0	0	0	0	0	0	1	0	3
JOHNSON	5-7	0-0	4-6	9	1	14	0	5	1	0	26
TEAM	-	-	-	2							
Totals	25-62	10-32	8-12	52	9	68	8	15	7	3	200

FG%	1st: 11-32 34.4%	2nd: 14-30 46.7%	Game: 40.3%
3-Pt. FG%	1st: 5-16 31.3%	2nd: 5-16 31.3%	Game: 31.3%
F Throw %	1st: 2-2 100%	2nd: 6-10 60.0%	Game: 66.7%

Officials: Scott Yarbrough, Denise Brooks, Mark Zentz
Technical fouls: Vanderbilt-None. Tennessee-None
Attendance: 17853

Score by Periods	1st	2nd	Total
Vanderbilt	17	39	56
No. 5/6 Tennessee	29	39	68

Game Recap

KNOXVILLE, Tenn. - No. 5/6 Tennessee landed its opening punch and a wide-eyed Vanderbilt team never could recover as the Lady Vols knocked off the Commodores 68-56 Saturday at Thompson-Boling Arena.

With the lights of ESPN's College GameDay shining on Knoxville, Vanderbilt basketball suffered a forgettable day with the men's and women's teams falling in front of the largest crowds either team has played in front of this season.

In the nightcap of GameDay's first-ever doubleheader, Vanderbilt (12-6, 3-2 SEC) could not recover from a dreadful shooting start in which the Commodores were put into a 21-5 hole in which Tennessee (17-2, 5-0 SEC) scored 18 straight points after Vanderbilt started just 2-of-25 from the floor.

Despite going 9 minutes, 21 seconds between field goals and finishing the first half with just 17 points after shooting 18.9 percent from the floor, Vanderbilt remained very much in the game and trailed only by 12, 29-17. The 17 points in a half were the fewest by a Commodore team since scoring just 15 second-half points at LSU last season.

The Commodores opened the second half by scoring the first four points to pull within eight 29-21 with 19:08 to play. However Tennessee would then go on a 21-7 run to take a 50-28 lead with 11:27 to play.

Vanderbilt chipped away at Tennessee's lead and would get within eight with 1:04 to play.



GAME CAPSULES

Game 19 No. 23/24 Arkansas at Vanderbilt Jan. 20 • Nashville, Tenn. Memorial Gymnasium

VISITORS: Arkansas 15-3, 3-3

Player	FG	3P	FT	R	F	TP	A	TO	B	S	Min
TOWNSEND*	1-5	0-0	0-0	4	1	2	0	0	0	0	25
DANIELS*	3-4	0-0	4-6	4	4	10	1	2	1	2	33
WATKINS*	3-10	1-2	2-2	3	5	9	2	4	0	3	24
RICKETTS*	11-21	4-7	3-4	3	1	29	3	2	0	1	40
HARRIS*	0-8	0-5	2-4	5	3	2	2	4	0	1	29
PEAK	1-2	0-0	0-2	4	2	1	2	0	1	0	26
WALTER	0-2	0-1	0-0	4	0	0	0	1	0	1	17
DELGADO	0-1	0-0	0-0	1	0	0	2	0	0	0	6
TEAM	-	-	-	2							
Totals	19-53	5-15	11-18	30	16	54	11	15	1	9	200

FG%	1st: 11-26 42.3%	2nd: 8-27 29.6%	Game: 35.8%
3-Pt. FG%	1st: 3-7 42.9%	2nd: 2-8 25.0%	Game: 33.3%
F Throw %	1st: 2-5 40.0%	2nd: 9-13 69.2%	Game: 61.1%

HOME TEAM: Vanderbilt 13-6, 4-2

Player	FG	3P	FT	R	F	TP	A	TO	B	S	Min
COLEMAN*	0-0	0-0	0-0	1	1	0	0	0	0	0	7
TUOMI*	0-3	0-0	0-0	2	1	0	0	4	0	1	14
LISTER*	6-8	5-7	0-2	2	3	17	5	2	0	0	36
RHOADS*	3-9	0-0	7-10	9	1	13	5	2	0	0	38
SMITH*	1-1	1-1	0-0	0	0	3	2	2	0	0	16
PULEO	0-1	0-1	0-0	0	1	0	0	0	0	0	4
FOGGIE	3-10	2-8	2-2	4	1	10	2	2	0	1	26
HOLZER	7-10	0-0	2-2	5	4	16	0	1	4	0	18
BROWN	1-6	1-3	0-0	6	3	3	3	2	1	3	31
CLARKE	1-2	0-0	1-2	2	1	3	0	1	0	0	10
TEAM	-	-	-	6							
Totals	22-50	9-20	12-18	37	16	65	18	16	5	5	200

FG%	1st: 12-22 54.5%	2nd: 10-28 35.7%	Game: 44.0%
3-Pt. FG%	1st: 4-9 44.4%	2nd: 5-11 45.5%	Game: 45.0%
F Throw %	1st: 2-2 100%	2nd: 10-16 62.5%	Game: 66.7%

Officials: Bill Titus, Carla Fountain, Eddie Novak
Technical fouls: Arkansas-None. Vanderbilt-None
Attendance: 3882

Score by Periods	1st	2nd	Total
No. 23/24 Arkansas	27	27	54
Vanderbilt	30	35	65

Game Recap

NASHVILLE, Tenn. - An early-evening snow shower caused a gridlock on Nashville's roadways and limited the crowd size at Memorial Gym on Thursday, but it could not slow down Vanderbilt, who kept its undefeated home record intact by knocking off No. 23/24 Arkansas 65-54 in a key early-season conference game Thursday at Memorial Gym.

The win was Vanderbilt's first of the season against a ranked foe and moved the Commodores (13-6, 4-2 SEC) into sole possession of fourth place in the SEC. Arkansas dropped to 15-3 overall and 3-3 in the league.

Vanderbilt took a three-point lead into the locker room, but Arkansas scored the first three points of the second half to tie the game for the first time since the 16:56 mark of the first half.

Arkansas looked well on its way to continuing its string of close contests with the Commodores after having battled to overtime in two of the previous three contests. However, Arkansas was never able to take the lead in the second half as Vanderbilt went on a 21-5 run from that point forward to take a 16-point lead with 10:09 to play.

Arkansas would not recover.

Vanderbilt was paced by freshman Jasmine Lister, who scored 17 points on 5-of-7 shooting from beyond the arc. Her five makes were a career high and tied a season high for the Commodores. Stephanie Holzer added 16 points on 7-of-10 shooting, while also matching a career high with four blocks.

Game 20 Vanderbilt at No. 19/19 Kentucky Jan. 23 • Lexington, Ky. Memorial Coliseum

VISITORS: Vanderbilt 13-7, 4-3

Player	FG	3P	FT	R	F	TP	A	TO	B	S	Min
COLEMAN*	0-0	0-0	0-0	1	4	0	0	3	0	0	9
TUOMI*	3-4	0-0	2-3	2	2	8	0	4	0	2	23
LISTER*	0-3	0-1	0-1	1	3	0	1	1	0	0	28
RHOADS*	4-10	0-1	6-10	6	3	14	4	3	1	0	39
SMITH*	1-4	1-2	0-0	2	4	3	0	0	0	1	16
PULEO	4-5	4-5	0-0	1	1	12	0	2	0	0	13
FOGGIE	3-13	2-8	7-8	1	4	15	2	3	0	2	29
HOLZER	5-9	0-0	3-3	6	5	13	1	2	1	0	16
BROWN	0-2	0-0	0-0	3	4	0	0	0	0	0	12
SILINSKI	0-0	0-0	1-2	0	0	1	0	0	0	0	2
CLARKE	0-0	0-0	2-2	1	1	2	0	2	0	0	13
TEAM	-	-	-	7	1			1			
Totals	20-50	7-17	21-29	31	32	68	8	21	2	5	200

FG%	1st: 9-21 42.9%	2nd: 11-29 37.9%	Game: 40.0%
3-Pt. FG%	1st: 1-4 25.0%	2nd: 6-13 46.2%	Game: 41.2%
F Throw %	1st: 3-7 42.9%	2nd: 18-22 81.8%	Game: 72.4%

HOME TEAM: Kentucky 15-4, 4-2

Player	FG	3P	FT	R	F	TP	A	TO	B	S	Min
DUNLAP*	6-13	0-0	5-10	9	3	17	3	3	0	4	32
HENDERSON*	4-6	0-0	2-4	3	4	10	0	1	0	0	16
MATHIES*	2-5	0-0	3-4	4	3	7	5	1	0	1	35
MORROW*	0-2	0-1	0-0	0	0	0	1	1	0	0	6
EVANS*	1-6	1-4	2-4	5	2	5	0	1	0	1	21
O'NEILL	3-10	1-4	3-3	2	1	10	0	1	1	1	21
RILEY	0-1	0-0	0-0	1	1	0	0	1	0	0	6
SNOWDEN	0-1	0-0	0-0	0	0	0	0	0	0	0	4
PINKETT	1-5	0-2	15-18	3	1	17	3	1	0	1	26
BARNETTE	2-3	1-2	1-2	7	3	6	0	1	0	0	10
CONVRIGHT	2-4	0-1	2-3	6	5	6	0	3	0	0	21
DRAKE	0-0	0-0	0-0	0	0	0	0	1	1	0	2
TEAM	-	-	-	1							
Totals	21-56	3-14	33-48	41	23	78	12	15	2	8	200

FG%	1st: 12-32 37.5%	2nd: 9-24 37.5%	Game: 37.5%
3-Pt. FG%	1st: 1-7 14.3%	2nd: 2-7 28.6%	Game: 21.4%
F Throw %	1st: 12-18 66.7%	2nd: 21-30 70.0%	Game: 68.8%

Officials: Tina Napier, Beverly Roberts, Roy Gulbeyan
Technical fouls: Vanderbilt-TEAM. Kentucky-None.
Attendance: 7104

Score by Periods	1st	2nd	Total
Vanderbilt	22	46	68
No. 19/19 Kentucky	37	41	78

Game Recap

LEXINGTON, Ky. - No. 19 Kentucky erased a 10-point Vanderbilt lead by going on a 30-5 run to close the first half and never let Vanderbilt get closer than seven en route to a 78-68 victory over the Commodores Sunday at Memorial Coliseum.

The Commodores (13-7, 4-3 SEC) began the game 7of-13 from the floor, but ended the first half and began the second half going 11 minutes and 26 seconds between field goals. The drought helped Kentucky (15-4, 4-2 SEC) build a 47-24 advantage with 16:43 to play.

Vanderbilt whittled away at Kentucky's lead and was able to pull back within seven, 75-68, with 17 seconds to play, but by then the ship had sailed.

Vanderbilt had four players score in double figures, led by Christina Foggie, who scored all 15 of her points in the second half. Jence Rhoads finished with 14 points and Stephanie Holzer added 13 points after fouling out in 16 minutes. Rhoads and Holzer also paced the team with six rebounds.

Holzer's presence -- or lack thereof -- because of foul trouble was a large factor in the game. Much of Vanderbilt's success early in the game, which led to a 10-point lead, came with Holzer in the game. But Kentucky was able to exploit the Commodores on the boards after Holzer, who scored nine of Vanderbilt's first 14 points, picked up her second foul with 10:52 to play in the first half and remained on the bench the duration of the frame.

Game 21 Ole Miss at Vanderbilt Jan. 30 • Nashville, Tenn. Memorial Gymnasium

VISITORS: Ole Miss 9-11, 2-6

Player	FG	3P	FT	R	F	TP	A	TO	B	S	Min
BYRD*	1-4	0-0	2-2	3	1	4	0	0	0	1	30
MARBRA*	1-5	0-0	2-2	4	1	4	0	2	0	0	22
NELSON*	4-15	3-11	1-2	3	3	12	1	1	0	2	34
MC FARLAND*	4-16	0-6	0-0	2	1	8	1	3	0	1	39
MELSON*	5-17	0-0	1-1	5	3	11	2	1	0	1	37
JENKINS	0-0	0-0	1-2	1	0	1	0	0	0	0	6
MC FERRIN	0-0	0-0	0-0	0	0	0	0	0	0	0	4
HOPE	1-4	0-0	0-0	3	4	2	0	0	0	1	18
LAWS	0-2	0-0	0-0	1	1	0	0	0	0	0	10
TM	-	-	-	7							
Totals	16-63	3-17	7-9	29	14	42	4	8	0	6	200

FG%	1st: 7-28 25.0%	2nd: 9-35 25.7%	Game: 25.4%
3-Pt. FG%	1st: 1-9 11.1%	2nd: 2-8 25.0%	Game: 17.6%
F Throw %	1st: 0-0 0.0%	2nd: 7-9 77.8%	Game: 77.8%

HOME TEAM: Vanderbilt 14-7, 5-3

Player	FG	3P	FT	R	F	TP	A	TO	B	S	Min
TUOMI*	2-8	0-0	0-0	10	0	4	2	2	0	0	23
CLARKE*	5-6	0-0	0-0	7	2	10	1	1	1	1	24
PULEO*	6-9	6-9	2-3	4	1	20	3	1	0	1	36
LISTER*	1-6	1-4	2-3	4	2	5	4	0	0	0	26
RHOADS*	5-9	0-0	1-2	4	0	11	5	1	1	0	28
COLEMAN	0-0	0-0	0-0	1	0	0	0	0	0	0	4
HOLZER	3-6	0-0	2-2	4	4	8	2	4	0	1	13
BROWN	5-11	0-4	1-2	11	0	11	3	0	2	1	32
SMITH	1-1	0-0	0-0	0	2	0	0	0	0	0	7
SILINSKI	0-1	0-0	0-0	0	1	0	0	0	0	0	6
JAROSZ	0-0	0-0	0-0	1	2	0	0	0	0	0	1
TEAM	-	-	-	3				1			
Totals	28-57	7-17	8-12	49	12	71	21	14	4	4	200

FG%	1st: 13-29 44.8%	2nd: 15-28 53.6%	Game: 49.1%
3-Pt. FG%	1st: 4-10 40.0%	2nd: 3-7 42.9%	Game: 41.2%
F Throw %	1st: 5-7 71.4%	2nd: 3-5 60.0%	Game: 66.7%

Officials: Eric J. Brewton, Jesse Dickerson, Metta Roberts
Technical fouls: Ole Miss-None. Vanderbilt-None.
Attendance: 5862

Score by Periods	1st	2nd	Total
Ole Miss	15	27	42
Vanderbilt	35	36	71

Game Recap

NASHVILLE, Tenn. - Earlier this season, Vanderbilt saw an 18-point advantage evaporate before its eyes at Ole Miss, but on Sunday with the largest home crowd of the season looking on the Commodores weren't about to let another large first-half lead against the Rebels slip out of their grasps. Instead, the Commodores kept their foot on the gas in the second half and earned a 71-42 victory over Ole Miss at Memorial Gym.

Vanderbilt (14-7, 5-3 SEC) led by 20 at the half after leading by as many 22 in the first half and never let Ole Miss (9-11, 2-6 SEC) get within 20 points again as the Commodores won their 14th in a row at home over Ole Miss and improved to 11-0 at home for the first time since the 2006-07 season.

The Commodores did it with defense and offense on Sunday. Defensively, Vanderbilt held Ole Miss to 42 points on 25.4% shooting. Both marks were the lowest by a Vanderbilt opponent this season. In fact, the 42 points were the fewest by an SEC opponent since the Commodores held Arkansas to 34 points on Jan. 28, 2007.

Offensively, the story was the play of Angela Puleo, who took advantage of just her second start of the season. The junior guard hit 6-of-9 three-pointers to finish with a season-high 20 points. Elan Brown also had the second double-double of her career and season, finishing with 11 points and a career-high 11 rebounds.



GAME CAPSULES

Game 22 LSU at Vanderbilt Feb. 3 • Nashville, Tenn. Memorial Gymnasium

VISITORS: LSU 15-9, 5-5

Player	FG	3P	FT	R	F	TP	A	TO	B	S	Min
TURNBOW*	2-6	0-0	0-0	4	0	4	1	0	1	1	14
BARRETT*	6-11	0-2	2-4	3	3	14	0	6	0	0	24
GRAHAM*	8-13	0-0	1-2	7	3	17	4	4	0	3	38
EASON*	1-5	1-2	0-0	4	2	3	1	1	0	3	36
WEBB*	1-7	0-4	1-2	3	2	3	2	1	0	1	30
KENNEY	1-6	0-3	0-0	2	0	2	0	0	0	1	14
HUGHES	0-0	0-0	0-0	0	0	0	0	0	0	0	2
JONES	2-10	0-4	3-4	6	0	7	7	3	1	3	35
McKINNEY	0-0	0-0	0-0	0	1	0	0	0	0	0	3
BLACK	0-0	0-0	0-0	0	2	0	0	0	0	0	4
TEAM	-	-	-	4							
Totals	21-58	1-15	7-12	33	13	50	15	15	2	12	200

FG%	1st: 10-26 38.5%	2nd: 11-32 34.4%	Game: 36.2%
3-Pt. FG%	1st: 1-4 25.0%	2nd: 0-11 0.0%	Game: 6.7%
F Throw %	1st: 0-0 0.0%	2nd: 7-12 58.3%	Game: 58.3%

HOME TEAM: Vanderbilt 15-7, 6-3

Player	FG	3P	FT	R	F	TP	A	TO	B	S	Min
TUOMI*	2-3	0-0	0-0	4	2	4	0	4	0	0	22
CLARKE*	2-6	0-0	1-1	5	2	5	1	2	0	0	22
PULEO*	1-1	1-1	0-0	3	1	3	4	3	0	0	33
LISTER*	5-7	1-1	0-1	1	1	11	2	4	0	0	39
RHOADS*	4-8	0-0	1-3	7	1	9	3	4	0	0	38
HOLZER	10-17	0-0	3-4	3	1	23	1	3	1	2	29
BROWN	0-1	0-0	0-0	1	1	0	0	2	0	0	8
SMITH	0-2	0-1	0-0	0	1	0	2	0	0	0	9
TEAM	-	-	-	5							
Totals	24-45	2-3	5-9	29	10	55	13	22	1	2	200

FG%	1st: 12-24 50.0%	2nd: 12-21 57.1%	Game: 53.3%
3-Pt. FG%	1st: 2-3 66.7%	2nd: 0-0 0.0%	Game: 66.7%
F Throw %	1st: 2-2 100%	2nd: 3-7 42.9%	Game: 55.6%

Officials: Lisa Mattingly, Sue Blauch, Beverly Roberts
Technical fouls: LSU-None. Vanderbilt-None.
Attendance: 4065

Score by Periods	1st	2nd	Total
LSU	21	29	50
Vanderbilt	28	27	55

Game Recap

NASHVILLE, Tenn. - Most games against LSU are low scoring, defensive battles and Thursday was no different for Vanderbilt, who matched LSU's defensive intensity and scored just enough points to overcome a stingy LSU defense en route to a 55-50 victory over the Lady Tigers on Thursday at Memorial Gym.

The win moved Vanderbilt (15-7 6-3 SEC) to 12-0 at home this season, matching the best home start to a season in school history (34 seasons). The Commodores have now won six of the last eight games against LSU (15-9, 5-5 SEC).

Despite scoring a season-low 55 points -- 23 of which came from freshman center Stephanie Holzer -- the Commodores posted the highest field-goal percentage of any LSU opponent this season (53.3%). The Lady Tigers entered the game as the SEC's top defensive team, surrendering just 53.4 points per game, and they lived up to the billing as LSU held Vanderbilt to a season-low 45 field goal attempts and just three three-point attempts.

LSU's defense had an answer for all the Commodores except Holzer, who posted her third 20-point game of the season, but first since the second game of the year. Seemingly every time, LSU would pull close, it was Holzer, who came through with a bucket.

Vanderbilt held a half game lead for fifth place in the SEC standings before the game began, but a Commodore win coupled with a loss by Auburn vaulted Vanderbilt into fourth place by virtue of the tiebreaker over Auburn.

LSU's only lead was 11-9 with 11:03 to play in the first half, but the Commodores were never able to pull away from a pesky LSU team.

Game 23 Vanderbilt at Florida Feb. 6 • Gainesville, Fla. O'Connell Center

VISITORS: Vanderbilt 16-7, 7-3

Player	FG	3P	FT	R	F	TP	A	TO	B	S	Min
TUOMI*	6-7	0-0	8-9	6	3	20	2	4	0	1	36
CLARKE*	8-11	0-0	7-10	13	4	23	1	3	2	2	32
PULEO*	3-10	1-7	1-3	4	0	8	4	3	0	0	45
LISTER*	5-14	2-6	3-4	5	2	15	4	5	0	0	47
RHOADS*	4-8	0-0	3-6	1	3	11	9	3	1	2	48
COLEMAN	0-0	0-0	0-0	0	0	0	0	0	0	0	1
HOLZER	10-14	0-0	3-5	9	5	23	0	2	2	1	26
BROWN	0-1	0-0	0-0	1	0	0	0	1	0	0	6
SMITH	0-0	0-0	3-4	1	0	3	1	0	0	0	9
TEAM	-	-	-	11							
Totals	36-65	3-13	28-41	51	17	103	21	21	5	6	250

FG%	1st: 16-29 55.2%	2nd: 15-27 55.6%	OT: 5-9 55.6%	Game: 55.4%
3-Pt. FG%	1st: 1-3 33.3%	2nd: 1-7 14.3%	OT: 1-3 33.3%	Game: 23.1%
F Throw %	1st: 8-13 61.5%	2nd: 13-15 86.7%	OT: 7-13 53.8%	Game: 68.3%

HOME TEAM: Florida 14-11, 4-7

Player	FG	3P	FT	R	F	TP	A	TO	B	S	Min
GEORGE*	9-16	0-0	2-3	14	5	20	0	1	0	2	34
STEWART*	1-4	0-0	0-0	6	5	2	2	0	3	0	27
BARTLEY*	4-13	0-0	8-11	6	3	16	3	1	0	5	37
ALLEN*	7-16	4-5	0-0	4	3	18	0	1	0	1	27
JONES*	2-9	1-3	0-0	1	2	5	3	0	0	0	39
BONDS	2-12	1-7	2-2	2	3	7	2	4	0	1	24
MADU	4-7	0-0	0-1	6	3	8	1	1	0	2	23
SHINE	8-17	2-7	1-1	2	0	19	0	1	0	0	23
YOUNG	1-3	0-0	0-0	4	3	2	0	2	0	1	14
SVETE	0-0	0-0	0-0	0	1	0	0	0	0	0	2
TEAM	-	-	-	5							
Totals	38-97	8-22	13-18	50	28	97	11	11	3	12	250

FG%	1st: 12-38 31.6%	2nd: 24-42 57.1%	OT: 2-17 11.8%	Game: 39.2%
3-Pt. FG%	1st: 4-9 44.4%	2nd: 4-8 50.0%	OT: 0-5 0.0%	Game: 36.4%
F Throw %	1st: 2-3 66.7%	2nd: 3-4 75.0%	OT: 8-11 72.7%	Game: 72.2%

Officials: Joe Cunningham, Laura C. Morris, Troy Winders
Technical fouls: Vanderbilt-None. Florida-None
Attendance: 1503

Score by Periods	1st	2nd	OT	2OT	Total
Vanderbilt	41	44	5	13	103
Florida	30	55	5	7	97

Game Recap

GAINESVILLE, Fla. - Vanderbilt has proven it can win at home time and time again this season, but the Commodores' struggles have come on the road this season. Those struggles ended for at least one day on Super Bowl Sunday as Vanderbilt gutted out a double-overtime thriller, 103-97, over Florida at the O'Connell Center.

The win was Vanderbilt's third in a row and just the team's third this season on the road as the Commodores improved to 16-7 overall and 7-3 in the SEC. Florida fell to 14-11 overall and 4-7 in the SEC.

Five players scored in double figures for Vanderbilt, led by Tiffany Clarke and Stephanie Holzer, who each had 23 points. Clarke also added a career-high 13 rebounds for her second double-double of the season. Hannah Tuomi also added 20 points.

The Gators chipped away at Vanderbilt's 11-point halftime lead and tied the score at 83 with 20 seconds to play. Vanderbilt's Jence Rhoads had an opportunity to win the game at the end of regulation, but her jumper rolled off the rim.

The win came in VU's first double overtime game since Feb. 3, 2005 at Mississippi State -- also a win.

After a back-and-fourth first overtime, Vanderbilt took charge of the game in the second overtime. The tide began the shift in VU's favor after Tuomi had an offensive rebound and put back after Clarke had missed two free throws. The points were the first of the second overtime. On the next possession, Rhoads would give VU a four-point lead with a jumper with 3:17 to play.

Game 24 Vanderbilt at #24/RV Georgia Feb. 10 • Athens, Ga. Stegeman Coliseum

VISITORS: Vanderbilt 17-7, 8-3

Player	FG	3P	FT	R	F	TP	A	TO	B	S	Min
PULEO*	1-7	1-7	0-0	0	1	3	2	1	0	0	37
LISTER*	8-18	4-8	2-2	4	2	22	3	2	0	2	38
TUOMI*	8-11	0-0	3-3	13	5	19	4	4	0	0	26
RHOADS*	3-5	0-0	0-0	5	1	6	10	7	0	2	40
CLARKE*	3-4	0-0	2-2	7	4	8	0	3	0	0	24
HOLZER	4-7	0-0	3-5	7	1	11	0	4	1	1	26
BROWN	0-2	0-1	0-0	2	0	0	0	1	0	0	8
SMITH	0-1	0-0	0-0	0	1	0	1	0	0	0	4
TEAM	-	-	-	4							
Totals	27-55	5-16	10-12	42	15	69	20	22	1	5	200

FG%	1st: 14-28 50.0%	2nd: 13-27 48.1%	Game: 49.1%
3-Pt. FG%	1st: 2-6 33.3%	2nd: 3-10 30.0%	Game: 31.3%
F Throw %	1st: 2-2 100%	2nd: 8-10 80.0%	Game: 83.3%

HOME TEAM: Georgia 18-6, 8-3

Player	FG	3P	FT	R	F	TP	A	TO	B	S	Min
GEORGE*	9-16	0-0	2-3	14	5	20	0	1	0	2	34
RANSFORD*	1-2	0-0	2-2	2	1	4	4	0	0	1	19
JAMES*	3-11	1-3	1-2	2	0	8	4	1	0	2	34
MITCHELL*	3-10	0-3	4-6	4	2	10	1	2	0	2	35
HASSELL*	4-9	0-0	2-4	7	4	10	0	4	0	0	24
PHILLIPS*	5-10	0-2	2-2	5	3	12	0	4	2	1	31
MILLER	1-3	0-2	0-0	1	0	2	1	1	1	0	17
ARMSTRONG	3-12	2-9	0-0	3	2	8	0	2	0	1	24
WILLIS	2-6	0-0	1-2	7	1	5	1	2	2	0	16
TEAM	-	-	-	2							
Totals	22-63	3-19	12-18	33	13	59	11	16	5	7	200

FG%	1st: 10-29 34.5%	2nd: 12-34 35.3%	Game: 34.9%
3-Pt. FG%	1st: 2-9 22.2%	2nd: 1-10 10.0%	Game: 15.8%
F Throw %	1st: 5-8 62.5%	2nd: 7-10 70.0%	Game: 66.7%

Officials: Scott Yarbrough, Eric Brewton, Cameron Inouye
Technical fouls: Vanderbilt-None. Georgia-None
Attendance: 3182

Score by Periods	1st	2nd	Total
Vanderbilt	32	37	69
#24/RV Georgia	27	32	59

Game Recap

ATHENS, Ga. - Vanderbilt withstood a furious Georgia run and scored the game's final nine points to earn a 69-59 win over the 24th-ranked Lady Bulldogs on Thursday at Stegeman Coliseum. The win moved Vanderbilt from fourth to second place in the SEC standings.

Vanderbilt (17-7, 8-3 SEC) led by five at the half and extended its lead to as many as 16 points before Georgia (18-6, 8-3 SEC) went on a 17-2 run to cut Vanderbilt's lead to one with 2:56 to play.

The lead was trimmed to one when Georgia's Meredith Mitchell hit her first foul shot, but she missed her second which would have tied the game at 60. Following her miss, Vanderbilt would seal the win by scoring the game's final nine points, six of which came courtesy of Jasmine Lister. Lister finished with a career-high 22 points on 8-of-18 shooting.

Vanderbilt has now won two in a row on the road for the first time this season and has won seven of the last eight meetings with Georgia. The Commodores moved to second in the standings after Kentucky lost at South Carolina.

Vanderbilt had a five-point lead at the half (32-27) and would extend it to 16, 58-42, with 8:59 to play after going on an 11-1 run.

However, Georgia would not go down without a fight. Georgia's 17-2 run began when Vanderbilt ran into foul trouble. Hannah Tuomi and Tiffany Clarke had to go to the bench with 8:18 and 7:20 to play, respectively, after earning their fourth fouls. Tuomi returned with 4:00 to play and fouled out at the 3:16 mark, finishing with 19 points and 13 rebounds.



GAME CAPSULES

Game 25 #4/4 Tennessee at Vanderbilt Feb. 13 • Nashville, Tenn. Memorial Gymnasium

VISITORS: Tennessee 24-2, 12-0

Player	FG	3P	FT	R	F	TP	A	TO	B	S	Min
BAUGH*	2-3	0-0	0-0	1	3	4	0	6	1	2	13
JOHNSON*	3-9	0-0	4-9	11	5	10	1	6	0	1	31
SIMMONS*	4-11	1-4	0-0	1	2	9	3	3	0	1	30
SPANI*	0-7	0-3	2-2	3	1	2	1	1	0	1	18
STRICKLEN*	4-8	1-3	5-7	9	3	14	2	0	1	1	39
WILLIAMS	3-7	0-0	0-0	5	3	6	1	0	0	0	24
AVANT	2-3	1-1	6-9	2	1	11	1	0	1	4	20
MANNING	0-1	0-0	0-0	0	0	0	0	0	0	0	4
BREWER	2-3	0-0	1-4	2	0	5	1	0	0	1	9
CAIN	2-6	0-0	0-1	3	3	4	0	1	1	0	12
TEAM	-	-	-	4							
Totals	22-58	3-11	18-32	41	21	65	10	17	4	11	200

FG%	1st: 5-25 20.0%	2nd: 17-33 51.5%	Game: 37.9%
3-Pt. FG%	1st: 0-4 0.0%	2nd: 3-7 42.9%	Game: 27.3%
F Throw %	1st: 5-8 62.5%	2nd: 13-24 54.2%	Game: 56.3%

HOME TEAM: Vanderbilt 17-8, 8-4

Player	FG	3P	FT	R	F	TP	A	TO	B	S	Min
TUOMI*	3-6	0-0	1-4	12	4	7	2	2	0	0	35
CLARKE*	3-8	0-0	1-5	5	3	7	0	2	1	0	26
PULEO*	2-10	1-7	3-3	1	3	8	2	1	0	1	35
LISTER*	2-9	2-6	0-0	2	4	6	3	5	0	2	38
RHOADS*	5-11	1-1	4-4	2	2	15	3	6	1	0	32
HOLZER	5-5	0-0	0-0	6	4	10	0	4	1	1	18
BROWN	0-2	0-0	2-2	1	1	2	0	0	0	0	4
SMITH	0-2	0-1	2-2	3	1	2	0	1	0	0	12
TEAM	-	-	-	5							
Totals	20-53	4-15	13-20	37	22	57	10	22	3	4	200

FG%	1st: 8-23 34.8%	2nd: 12-30 40.0%	Game: 37.7%
3-Pt. FG%	1st: 3-7 42.9%	2nd: 1-8 12.5%	Game: 26.7%
F Throw %	1st: 9-13 69.2%	2nd: 4-7 57.1%	Game: 65.0%

Officials: Dee Kantner, Felicia Grinter, Mary Day
Technical fouls: Tennessee-None. Vanderbilt-None
Attendance: 11386

Score by Periods	1st	2nd	Total
#4/4 Tennessee	15	50	65
Vanderbilt	28	29	57

Game Recap

NASHVILLE, Tenn. (AP) - Pat Summitt promises she isn't running out of material to whip up her Tennessee Lady Vols even in her 37th season.

"Oh, I can make stuff up," she said.

She must have come up with a doozy at halftime Sunday because No. 4 Tennessee rallied from one of the Lady Vols' worst first halves ever and beat Vanderbilt 65-57 Sunday for their 15th straight win.

"We had a real good halftime," Summitt said. "I like halftime more than anything I think. ... I ripped everybody. You know, nobody was really stepping up and taking ownership and leadership."

The Lady Vols (24-2, 12-0 Southeastern Conference) played their third game in seven days and were sloppy scoring only 15 points in the first half, the third-worst scoring performance for 20 minutes in Tennessee's history.

They came back with a 50-point second half keyed in part by freshman Lauren Avant, who scored all her season-high 11 points in the final 20 minutes. Shekinna Stricklen scored 14 points, and Glory Johnson had 10.

Vanderbilt (17-8, 8-4) snapped a four-game winning streak that had moved the Commodores from fifth in the SEC to second, just three games back of Tennessee. The Commodores couldn't hold on for what would have been only their eighth victory all time against Tennessee, blowing an 11-point lead with 13:52 left.

Game 26 Rv/- Vanderbilt at Mississippi State Feb. 17 • Starkville, Miss. Humphrey Coliseum

VISITORS: Vanderbilt 18-8, 9-4

Player	FG	3P	FT	R	F	TP	A	TO	B	S	Min
TUOMI*	1-6	0-0	1-5	5	1	3	1	1	0	0	24
CLARKE*	9-13	0-0	4-6	14	2	22	0	2	1	1	33
PULEO*	0-3	0-2	0-0	1	1	0	0	1	0	1	10
LISTER*	5-11	1-3	5-5	5	2	16	4	3	0	1	33
RHOADS*	3-9	0-0	3-4	7	0	9	1	2	1	4	39
FOGGIE	2-6	2-4	5-8	4	2	11	0	0	0	0	22
HOLZER	3-6	0-0	1-1	7	3	7	1	4	0	0	21
BROWN	1-3	0-2	4-5	5	1	6	0	2	0	0	18
TEAM	-	-	-	4							
Totals	24-57	3-11	23-34	52	12	74	7	14	3	6	200

FG%	1st: 9-27 33.3%	2nd: 15-30 50.0%	Game: 42.1%
3-Pt. FG%	1st: 1-6 16.7%	2nd: 2-5 40.0%	Game: 27.3%
F Throw %	1st: 10-15 66.7%	2nd: 13-19 68.4%	Game: 67.6%

HOME TEAM: Mississippi State 10-15, 2-11

Player	FG	3P	FT	R	F	TP	A	TO	B	S	Min
BROWN*	1-5	0-0	0-0	6	5	2	1	0	1	0	26
GOVERO*	7-19	3-9	0-0	3	4	17	0	1	2	3	37
BETT*	3-14	0-0	3-7	10	3	9	1	3	3	1	31
JOHNSON*	4-12	2-4	2-2	4	1	12	7	3	0	2	38
PORTER*	2-9	1-2	2-2	5	5	7	0	0	0	2	26
RECTOR	3-4	2-3	0-0	1	2	8	1	1	0	1	15
GAYNOR	3-6	1-4	0-0	2	4	7	0	1	0	1	22
TABALA	0-0	0-0	0-0	1	0	0	0	0	0	0	1
MAY	0-0	0-0	0-0	1	0	0	0	0	0	0	4
TEAM	-	-	-	4							
Totals	23-69	9-22	7-11	36	25	62	10	9	6	10	200

FG%	1st: 11-35 31.4%	2nd: 12-34 35.3%	Game: 33.3%
3-Pt. FG%	1st: 6-11 54.5%	2nd: 3-11 27.3%	Game: 40.9%
F Throw %	1st: 3-4 75.0%	2nd: 4-7 57.1%	Game: 63.6%

Officials: Lawson Newton, Jennifer Rezac, Dock Sisk
Technical fouls: Vanderbilt-None. Mississippi State-None.
Attendance: 946

Score by Periods	1st	2nd	Total
Vanderbilt	29	45	74
Mississippi State	31	31	62

Game Recap

STARKVILLE, Miss. - It took almost 26 minutes, but Vanderbilt was finally able to rid itself of a scrappy Mississippi State team by erasing a seven-point deficit with a huge second-half run, which snapped a two-game losing streak in Starkville as the Commodores earned a 74-62 win Thursday at Humphrey Coliseum.

Trailing by six at the time, Vanderbilt (18-8, 9-4 SEC) used a 17-0 run in the second half to take command of the game with an 11-point lead, 55-44, with 8:27 to play. Mississippi State (10-15, 2-11 SEC) would get no closer than seven points from that point on.

The win kept Vanderbilt in the thick of the SEC race for second place in the SEC and trail second-place Georgia by one game with three to play.

Vanderbilt was paced by Tiffany Clarke, who poured in 22 points and collected a career-high 14 rebounds for her third double-double of the season. Jasmine Lister added 16 points, 14 of which came in the second half.

After shooting just 33.3% from the floor in the first half, Vanderbilt shot 50% in the second half, while holding Mississippi State to just 33.3% shooting for the game.

With the win, Vanderbilt swept the season series with the Bulldogs. It was Vanderbilt's first win of the season when trailing at the half (1-5).

Vanderbilt trailed 31-29 at the half and Mississippi State scored the first five points of the second half to take its largest lead of the game, 36-29, with 18:59 to play. The Bulldogs would maintain a sizeable cushion until the 13:48 mark when VU would go on their run.

Game 27 19/19 Kentucky at Rv/- Vanderbilt Feb. 20 • Nashville, Tenn. Memorial Gymnasium

VISITORS: Kentucky 20-7, 9-5

Player	FG	3P	FT	R	F	TP	A	TO	B	S	Min
DUNLAP*	4-13	1-1	1-5	8	5	10	2	3	3	3	25
HENDERSON*	1-5	0-0	1-2	6	5	3	0	0	0	0	29
MATHIES*	5-7	0-0	3-6	4	3	13	2	4	0	5	24
SNOWDEN*	7-10	4-6	4-4	1	4	22	3	1	0	2	22
PINKETT*	5-14	1-5	3-4	6	2	14	2	2	0	1	36
O'NEILL	2-3	0-0	9-10	1	1	13	0	1	0	0	19
RILEY	1-5	0-0	0-0	1	1	2	1	1	0	1	15
BARNETTE	0-0	0-0	0-0	0	1	0	0	0	0	0	3
CONWRIGHT	0-1	0-0	0-0	1	3	0	0	2	0	0	12
DRAKE	0-0	0-0	3-7	6	3	3	0	2	0	0	11
EVANS	0-0	0-0	0-0	0	0	0	0	0	0	0	4
TEAM	-	-	-	5							
Totals	25-58	6-12	24-38	39	28	80	10	17	3	12	200

FG%	1st: 10-26 38.5%	2nd: 15-32 46.9%	Game: 43.1%
3-Pt. FG%	1st: 3-6 50.0%	2nd: 3-6 50.0%	Game: 50.0%
F Throw %	1st: 9-15 60.0%	2nd: 15-23 65.2%	Game: 63.2%

HOME TEAM: Vanderbilt 18-9, 9-5

Player	FG	3P	FT	R	F	TP	A	TO	B	S	Min
TUOMI*	1-5	0-0	0-1	7	4	2	0	1	0	0	28
CLARKE*	7-10	0-0	8-12	10	4	22	0	5	2	2	31
PULEO*	1-4	1-4	2-3	1	4	5	2	4	0	1	35
FOGGIE*	5-16	4-11	9-11	6	4	23	0	4	1	3	36
LISTER*	4-12	0-4	1-1	2	4	9	5	5	0	0	37
COLEMAN	0-0	0-0	2-2	0	2	2	0	0	0	0	1
HOLZER	3-4	0-0	0-3	5	6	3	1	0	0	0	14
BROWN	0-1	0-0	2-2	3	2	2	0	3	0	0	12
SMITH	0-0	0-0	0-0	0	0	0	0	0	0	0	4
SILINSKI	0-0	0-0	0-0	0	1	0	0	0	0	0	2
TEAM	-	-	-	3							
Totals	21-52	5-19	24-35	40	31	71	10	23	3	6	200

FG%	1st: 9-20 45.0%	2nd: 12-32 37.5%	Game: 40.4%
3-Pt. FG%	1st: 3-8 37.5%	2nd: 2-11 18.2%	Game: 26.3%
F Throw %	1st: 14-18 77.8%	2nd: 10-17 58.8%	Game: 68.6%

Officials: Bryan Enterline, Dennis Demayo, Carla Fountain
Technical fouls: Kentucky-None. Vanderbilt-TEAM.
Attendance: 5372

Score by Periods	1st	2nd	Total
Kentucky	32	48	80
Vanderbilt	35	36	71

Game Recap

NASHVILLE, Tenn. - In a physical contest where neither team seemed to get into a rhythm between the combined 59 fouls called and 73 free throws that were attempted on Sunday, Kentucky was able to overcome a seven-point Vanderbilt lead and deal the Commodores an 80-71 loss in their annual Pink Out game at Memorial Gym.

With just two games remaining before the SEC Tournament in Nashville (March 3-6), Sunday's loss dropped the Commodores (18-9, 9-5 SEC) to fourth in the league standings behind the 19th-ranked Wildcats (20-7, 9-5 SEC), who swept the season series.

Vanderbilt got a combined 45 points from Tiffany Clarke and Christina Foggie, but in the end it was not enough to overcome the Wildcats' pressing defense that turned Vanderbilt over 23 times in the absence of senior guard Jence Rhoads, who missed the game with a sprained right ankle.

Both teams dealt with foul trouble throughout the game. All five of VU's starters finished with four fouls and key reserve Stephanie Holzer fouled out with 6:05 to play. UK was not spared either. The Wildcats had two starters foul out and another finish with four fouls.

The Commodores held a three-point lead at the half that quickly evaporated as Kentucky scored the first seven points of the second half to take a 39-35 lead.

Vanderbilt regained the lead at 48-46 with 13:27 to play. Kentucky would regain the lead again, 50-48, with 11:30 to play. However, the lead would not change hands again.



46 ★ Vanderbilt Women's Basketball 2011-12 ★



GAME CAPSULES

Game 31 #3 Vanderbilt vs. #2 (#16/16) Kentucky March 5 • Nashville Bridgestone Arena SEC Tournament Semifinals

VISITORS: Vanderbilt 20-11

Player	FG	3P	FT	R	F	TP	A	TO	B	S	Min
TUOMI*	5-6	0-0	2-5	6	2	12	1	4	1	1	27
CLARKE*	7-13	0-0	4-9	17	4	18	1	3	4	0	30
PULEO*	1-2	1-1	0-0	3	2	3	1	3	0	0	17
LISTER*	3-12	1-5	4-4	1	4	11	6	4	0	0	35
RHOADS*	1-7	0-0	0-0	2	2	2	2	8	0	0	40-
FOGGIE	0-0	0-0	0-0	0	1	0	1	0	0	0	3
COLEMAN	0-0	0-0	0-0	0	0	0	0	0	0	0	1
HOLZER	0-4	0-0	0-2	3	3	0	0	1	1	0	12
BROWN	3-7	2-2	2-2	4	5	10	1	0	1	1	26
SMITH	0-1	0-1	0-0	1	2	0	1	2	0	0	9
TEAM	-	-	-	6							
Totals	20-52	4-9	12-22	43	25	56	14	25	7	2	200

FG%	1st: 5-25 20.0%	2nd: 15-27 55.6%	Game: 38.5%
3-Pt. FG%	1st: 1-4 25.0%	2nd: 3-5 60.0%	Game: 44.4%
F Throw %	1st: 0-0 0.0%	2nd: 12-22 54.5%	Game: 54.5%

HOME TEAM: Kentucky 24-7

Player	FG	3P	FT	R	F	TP	A	TO	B	S	Min
DUNLAP*	9-20	0-0	4-7	11	3	22	0	2	2	4	30
HENDERSON*	3-7	0-0	3-6	18	3	9	0	0	2	0	32
MATHIES*	3-8	0-0	5-6	2	1	11	1	1	0	2	21
SNOWDEN*	1-7	1-3	2-2	0	3	5	0	0	0	2	26
PINKETT*	0-10	0-5	0-0	3	2	0	0	2	0	1	33
O'NEILL	3-6	1-4	0-0	3	1	7	1	3	0	1	10
RILEY	3-8	0-0	1-3	2	1	7	1	1	0	0	18
BARNETTE	0-0	0-0	0-0	0	1	0	0	0	0	0	3
CONWRIGHT	2-4	1-2	2-2	2	3	7	0	3	0	1	16
EVANS	0-1	0-0	1-2	1	2	1	1	0	0	0	11
TEAM	-	-	-	2							
Totals	24-71	3-14	18-28	44	20	69	4	13	4	11	200

FG%	1st: 13-37 35.1%	2nd: 11-34 32.4%	Game: 33.8%
3-Pt. FG%	1st: 2-8 25.0%	2nd: 1-6 16.7%	Game: 21.4%
F Throw %	1st: 5-7 71.4%	2nd: 13-21 61.9%	Game: 64.3%

Officials: Lisa Mattingly, Bob Trammell, Cameron Inouye
Technical fouls: Vanderbilt-None. Kentucky-None.
Attendance: 10207

Score by Periods	1st	2nd	Total
#3 Vanderbilt	11	45	56
#2 (#16/16) Kentucky	33	36	69

Game Recap

NASHVILLE, Tenn. — Vanderbilt's chances of making it to the SEC Tournament Championship were derailed by a forgettable first half on Saturday at Bridgestone Arena as Kentucky held off the Commodores 69-56 to advance to Sunday's tournament final.

Second-seeded Kentucky (24-7) built a 25-point lead in the first half and took a 22-point lead into the locker room as third-seeded Vanderbilt (20-11) scored just 11 first half points -- its lowest halftime output since scoring 10 points in 2008 at LSU.

The Wildcats would extend their lead to as many as 27 points with 11:37 to play before Vanderbilt staged a furious rally with a 23-5 run to pull within eight points with 3:07 to play in the second half. However, the comeback proved to be too little too late, as Vanderbilt never got any closer.

The eight-point margin could have been less had the Commodores converted from the foul line. After a free throw by Tiffany Clarke cut Kentucky's lead to 13, 56-43, with 4:40 to play, Vanderbilt missed six straight free throw attempts. The final miss came with the Commodores trailing by 10 (58-48) with 2:39 to play.

Vanderbilt's hopes of claiming its seventh SEC Tournament title were lost in the first 10 minutes of the first half as the Wildcats jumped out to a 22-2 lead after the Commodores scored the game's opening basket. Vanderbilt scored its second basket of the game with 9:23 to play after being held scoreless for 10 minutes, 12 seconds of play.

Game 32 #10 Vanderbilt vs. #7 (RV/RV) Louisville March 20 • Cincinnati, Ohio Cintas Center NCAA Tournament First Round

VISITORS: Vanderbilt 20-12, 10-6 SEC

Player	FG	3P	FT	R	F	TP	A	TO	B	S	Min
TUOMI*	2-2	0-0	0-0	0	3	4	2	3	0	0	23
CLARKE*	2-5	0-0	0-0	2	2	4	0	2	1	0	19
LISTER*	3-9	3-6	4-4	1	1	13	1	2	0	1	31
RHOADS*	3-10	0-0	0-0	4	0	6	6	6	2	0	29
BROWN*	3-7	2-5	0-0	2	2	8	1	2	1	5	28
PULEO	0-0	0-0	0-0	0	0	0	0	0	0	0	4
FOGGIE	3-8	0-3	0-1	0	1	6	1	0	0	2	15
HOLZER	5-10	0-0	0-0	4	4	10	2	1	1	2	21
SMITH	4-6	2-4	1-1	3	2	11	2	2	0	2	30
TEAM	-	-	-	3							
Totals	25-57	7-18	5-6	19	15	62	15	14	3	12	200

FG%	1st: 12-26 46.2%	2nd: 13-31 41.9%	Game: 43.9%
3-Pt. FG%	1st: 1-6 16.7%	2nd: 6-12 50.0%	Game: 38.9%
F Throw %	1st: 1-1 100%	2nd: 4-5 80.0%	Game: 83.3%

HOME TEAM: Louisville 21-12, 10-6 Big East

Player	FG	3P	FT	R	F	TP	A	TO	B	S	Min
TAYLOR*	0-0	0-0	2-2	4	1	2	1	1	0	0	16
REID*	10-15	0-0	2-2	6	2	22	5	4	0	1	35
HINES*	5-6	0-0	6-6	9	3	16	1	2	0	3	32
SCHIMMEL*	8-13	3-7	0-0	2	1	19	3	5	1	1	37
GIBBS*	7-9	5-7	0-0	8	2	19	3	3	0	3	36
HARPER	0-0	0-0	0-0	1	0	0	0	0	0	0	1
VALES	0-0	0-0	1-2	2	2	1	0	2	0	0	7
SLAUGHTER	0-1	0-1	0-0	0	0	0	0	0	0	0	4
TAY	0-1	0-0	0-0	2	0	0	5	1	1	2	19
BURKE	0-5	0-4	2-2	0	0	2	2	1	0	0	11
HARRINGTON	0-0	0-0	0-0	0	0	0	0	0	0	0	1
STORY	0-0	0-0	0-0	0	0	0	0	0	0	0	1
TEAM	-	-	-	1							
Totals	30-50	8-19	13-14	35	11	81	20	20	2	10	200

FG%	1st: 15-29 51.7%	2nd: 15-21 71.4%	Game: 60.0%
3-Pt. FG%	1st: 6-14 42.9%	2nd: 2-5 40.0%	Game: 42.1%
F Throw %	1st: 5-6 83.3%	2nd: 8-8 100%	Game: 92.9%

Officials: Dennis Demayo, Wesley Dean, Joanne Aldrich
Technical fouls: Louisville-None. Vanderbilt-None.
Attendance: 4003

Score by Periods	1st	2nd	Total
#7 (RV/RV) Louisville	41	40	81
#10 Vanderbilt	26	36	62

Game Recap

CINCINNATI (AP) - Now, everybody's watching Louisville put on a show in the NCAA tournament.

Freshman point guard Shoni Schimmel directed a young-but-poised offense with 19 points Sunday, and the Cardinals marked their return to the NCAA Tournament by beating Vanderbilt 81-62 in a first-round game.

The Cardinals (21-12) failed to make the tournament last season after losing to Connecticut in the 2009 title game, a one-year absence that motivates a team starting Schimmel and two sophomores. The failure to make last year's tournament was especially galling because Louisville hosted opening-round games at Freedom Hall.

Coach Jeff Walz made his players attend the other teams' practices and see what they were missing. It was tough to watch Kentucky, Michigan State, Bowling Green and Liberty practice on the Cardinals' home court - Monique Reid called it embarrassing.

It was a lot better to be playing Sunday, and playing as well as they have all season.

For the second year in a row, the Commodores (20-12) ended their season on Xavier's home court. Last year, Vanderbilt reached the second round before losing to the Musketeers by a point. They never led in this one.

2010-11 Vanderbilt Award Winners

Associated Press All-America Team

Honorable Mention
Jence Rhoads

WBCA All-America Team

Region 3
Jence Rhoads

All-SEC Honors

Coaches
First Team
Jence Rhoads

All-Freshman
Stephanie Holzer
Jasmine Lister

Sixth Woman of the Year
Stephanie Holzer

All-SEC Honors

Media
Second Team
Jence Rhoads

Honorable Mention
Stephanie Holzer

SEC All-Tournament Team

Tiffany Clarke

SEC Community Service Team

Rebecca Silinski

Brad Davis Community Service Nominee

Rebecca Silinski

Walter Nipper Sportsmanship Award

Rebecca Silinski

SEC Weekly Honors

SEC Player of the Week
Dec. 13 Hannah Tuomi (co-POW)
Feb. 7 Stephanie Holzer

SEC Freshman of the Week

Nov. 15 Stephanie Holzer

Senior CLASS Candidate

Jence Rhoads

Naismith Watch List

Jence Rhoads

Preseason All-SEC Team

Coaches
First Team
Jence Rhoads

Second Team
Hannah Tuomi

Media
First Team
Jence Rhoads

Winter SEC Academic Honor Roll

Elan Brown
Stephanie Holzer
Jence Rhoads
Rebecca Silinski
Gabby Smith



SEC STANDINGS/HONORS

2011 Southeastern Conference Standings

Team	SEC	Pct.	H	A	All	Pct.	H	A	N	Postseason
Tennessee [^]	16-0	1.000	8-0	8-0	34-3	.918	17-0	11-1	6-2	NCAA Elite 8
Kentucky	11-5	.688	6-2	5-3	25-9	.735	13-2	8-5	4-2	NCAA Second Round
Vanderbilt	10-6	.625	5-3	5-3	20-12	.625	12-3	6-7	2-2	NCAA First Round
Georgia	10-6	.625	6-2	4-4	23-11	.676	12-2	7-6	4-3	NCAA Sweet 16
South Carolina	8-8	.500	5-3	3-5	18-15	.545	14-5	3-8	1-2	WNIT Second Round
Auburn	8-8	.500	4-4	4-4	16-16	.500	8-7	7-6	1-3	WNIT Second Round
LSU	8-8	.500	6-2	2-6	19-13	.594	10-4	5-8	4-1	-
Florida	7-9	.438	4-4	3-5	20-15	.571	12-4	4-10	4-1	WNIT Sweet 16
Arkansas	6-10	.375	2-6	4-4	22-12	.647	12-6	9-5	1-1	WNIT Elite 8
Alabama	5-11	.313	3-6	2-5	18-15	.545	10-6	7-7	1-2	WNIT Sweet 16
Mississippi State	4-12	.250	1-7	3-5	13-17	.433	6-8	5-8	2-1	-
Ole Miss	3-13	.188	1-5	2-8	10-19	.345	6-7	2-11	2-1	-

[^]SEC Champion and SEC Tournament Champion

2011 SEC Tournament Results

Bridgestone Arena
Nashville, Tenn.

FIRST ROUND • Thursday, March 3

#8 Florida 68, #9 Arkansas 59
#7 LSU 60, #10 Alabama 36
#5 South Carolina 62, #12 Ole Miss 50
#11 Mississippi State 49, #6 Auburn 47

SECOND ROUND • Friday, March 4

#1 Tennessee 92, Florida 75
#4 Georgia 66, South Carolina 34
#2 Kentucky 60, LSU 58
#3 Vanderbilt 69, Mississippi State 55

SEMINFINALS • Saturday, March 5

Tennessee 82, Georgia 58
Kentucky 69, Vanderbilt 56

FINALS • Sunday, March 6

Tennessee 90, Kentucky 65

League Honors

Coaches Postseason Awards

First Team All-SEC

Tierney Jenkins, Alabama
Alli Smalley, Auburn
Porsha Phillips, Georgia
Victoria Dunlap, Kentucky
LaSondra Barrett, LSU
Shekinna Stricklen, Tennessee
Glory Johnson, Tennessee
Jence Rhoads, Vanderbilt

Second Team All-SEC

C'eira Ricketts, Arkansas
Sarah Watkins, Arkansas
Jasmine James, Georgia
A'dia Mathies, Kentucky
Kayla Melson, Ole Miss
Mary Kathryn Govero, Mississippi State
Iesia Walker, South Carolina
Meighan Simmons, Tennessee

All-Freshmen Team

Kaneisha Horn, Alabama
Jaterra Bonds, Florida
Khaalidah Miller, Georgia
Bernisha Pinkett, Kentucky
Valencia McFarland, Ole Miss
Meighan Simmons, Tennessee
Jasmine Lister, Vanderbilt
Stephanie Holzer, Vanderbilt

All-Defensive Team

Tierney Jenkins, Alabama
Meredith Mitchell, Georgia
Victoria Dunlap, Kentucky
A'dia Mathies, Kentucky
Katherine Graham, LSU
Glory Johnson, Tennessee

Coach of the Year

Pat Summitt, Tennessee

Player of the Year

Shekinna Stricklen, Tennessee

Freshmen of the Year

Meighan Simmons, Tennessee

Defensive Player of the Year

Victoria Dunlap, Kentucky

6th Woman of the Year

Stephanie Holzer, Vanderbilt

Scholar-Athlete of the Year

Mary Kathryn Govero, Mississippi State

AP Postseason Awards

First Team All-SEC
u-Victoria Dunlap, Kentucky
Shekinna Stricklen, Tennessee
Tierney Jenkins, Alabama
Porsha Phillips, Georgia
Glory Johnson, Tennessee

Second Team All-SEC

Jence Rhoads, Vanderbilt
Meighan Simmons, Tennessee
C'eira Ricketts, Arkansas
LaSondra Barrett, LSU
Kayla Melson, Mississippi

Honorable Mention All-SEC

A'dia Mathies, Kentucky
Jasmine James, Georgia
Alli Smalley, Auburn
Sarah Watkins, Arkansas
Angie Bjorklund, Tennessee
Stephanie Holzer, Vanderbilt
Iesia Walker, South Carolina
Adrienne Webb, LSU

Coach of the Year

Pat Summitt, Tennessee

Player of the Year

Victoria Dunlap, Kentucky

Freshman of the Year

Meighan Simmons, Tennessee

SEC Community Service Team

Ericka Russell, Alabama
Ashley Daniels, Arkansas
Blanche Alverson, Auburn
Kayla Lewis, Florida
Meredith Mitchell, Georgia
Victoria Dunlap, Kentucky
Katherin Graham, LSU
Kayla Melson, Ole Miss
Mary Kathryn Govero, Mississippi State
Jewel May, South Carolina
Angie Bjorklund, Tennessee
Rebecca Silinski, Vanderbilt

SEC All-Tournament Team

Shekinna Stricklen, Tennessee (MVP)
Victoria Dunlap, Kentucky
Glory Johnson, Tennessee
Angie Bjorklund, Tennessee
Tiffany Clarke, Vanderbilt



SOUTHEASTERN CONFERENCE

VU's Year-By-Year SEC Regular Season Finish & SEC Tournament Results

Year	Regular Season		SEC Tournament Results		
	W-L	Finish	Opponent	W-L	Finish
2010-11	10-6	3rd	Mississippi State (W, 69-55) Kentucky (L, 56-69)	1-1	Semifinals
2009-10	9-7	5th	Arkansas (W, 65-64 (OT)) LSU (W, 63-61) Tennessee (L, 49-68)	2-1	Semifinals
2008-09	10-4	2nd	Georgia (W, 69-61) LSU (W, 61-47) Auburn (W, 61-54)	3-0	Champion
2007-08	11-3	3rd	Auburn (W, 49-44) Tennessee (L, 48-63)	1-1	Semifinals
2006-07	10-4	T-3rd	Florida (W, 105-77) Georgia (W, 81-56) LSU (W, 51-45)	3-0	Champion
2005-06	8-6	T-5th	Alabama (W, 86-62) Georgia (L, 47-69)	1-1	2nd Round
2004-05	10-4	3rd	Arkansas (W, 79-60) Tennessee (L, 73-76)	1-1	Semifinals
2003-04	8-6	T-4th	Kentucky (W, 60-41) Auburn (W, 76-74) LSU (W, 78-66) Georgia (W, 62-56)	4-0	Champion
2002-03	9-5	T-5th	Florida (W, 74-58) Georgia (W, 74-70) LSU (L, 69-78)	2-1	Semifinals
2001-02	10-4	T-2nd	Auburn (W, 55-39) Arkansas (W, 81-78) LSU (W, 63-48)	3-0	Champion
2000-01	8-6	T-4th	LSU (W, 70-58) Tennessee (W, 77-74) Georgia (L, 60-62)	2-1	Runnerup
1999-00	6-8	T-6th	So. Carolina (W, 80-58) LSU (W, 59-46) Tennessee (L, 61-53)	2-1	Semifinals
1998-99	6-8	T-8th	Florida (L, 61-64)	0-1	1st Round
1997-98	9-5	4th	Ole Miss (W, 76-64) Tennessee (L, 45-106)	1-1	Semifinals
1996-97	6-6	6th	Miss. State (W, 70-42) Florida (L, 54-68)	1-1	2nd Round
1995-96	7-4	T-3rd	Florida (L, 73-83)	0-1	2nd Round
1994-95	8-3	T-2nd	Ole Miss (W, 64-57) Georgia (W, 82-56) Tennessee (W, 67-61)	3-0	Champion
1993-94	9-2	2nd	Kentucky (W, 83-80) Florida (W, 94-72) Tennessee (L, 57-82)	2-1	Runner-up
1992-93	9-2	T-2nd	Kentucky (W, 68-61) Ole Miss (W, 79-54) Georgia (W, 78-64)	3-0	Champion
1991-92	6-5	4th	So. Carolina (W, 58-47) Georgia (L, 57-58)	1-1	2nd Round
1990-91	4-5	T-5th	Tennessee (L, 60-62)	0-1	2nd Round
1989-90	5-4	5th	Georgia (L, 72-79)	0-1	2nd Round
1988-89	5-4	4th	LSU (L, 73-79)	0-1	2nd Round
1987-88	4-5	7th	Kentucky (L, 67-75)	0-1	1st Round
1986-87	4-5	6th	Ole Miss (W, 65-64) Georgia (L, 52-54)	1-1	Semifinals
1985-86	4-5	7th	Miss. State (W, 83-69) Auburn (W, 89-79) LSU (L, 60-83)	2-1	Semifinals
1984-85	2-6		Alabama (W, 87-85) Georgia (L, 69-79)	1-1	2nd Round

1983-84	2-6	Miss. State (W, 72-47) Ole Miss (W, 78-73) Alabama (L, 73-83)	2-1	Semifinals
1982-83	2-6	Miss. State (L, 51-53)	0-1	1st Round
1981-82	*	Miss. State (W, 87-67) Tennessee (L, 75-80)	1-1	2nd Round
1980-81	*	Miss. State (L, 76-84)	0-1	1st Round
1979-80	*	Alabama (L, 53-69)	0-1	1st Round

2012 SEC Tournament Schedule

March 1-4 • Bridgestone Arena (17,756) • Nashville

First Round – Thursday, March 1

Game 1	Seed #8 vs. Seed #9	Noon	FSN
Game 2	Seed #7 vs. Seed #10	2:30 p.m.	FSN
Game 3	Seed #5 vs. Seed #12	6:30 p.m.	FSN
Game 4	Seed #6 vs. Seed #11	9:00 p.m.	FSN

SECOND ROUND

Friday, March 2

Game 5	Seed #1 vs. Game 1 winner	Noon	FSN
Game 6	Seed #2 vs. Game 2 winner	2:30 p.m.	FSN
Game 7	Seed #4 vs. Game 3 winner	6:30 p.m.	FSN
Game 8	Seed #3 vs. Game 4 winner	9:00 p.m.	FSN

SEMIFINALS

Saturday, March 3

Game 9	Game 5 winner vs. Game 7 winner	3:00 p.m.	ESPNU
Game 10	Game 6 winner vs. Game 8 winner	5:00 p.m.	ESPNU

FINALS

Sunday, March 4

Game 11	Game 9 winner vs. Game 10 winner	5:00 p.m.	ESPN2
---------	----------------------------------	-----------	-------



SOUTHEASTERN CONFERENCE

VU in 2011 SEC Statistics

Scoring Offense				
Team	G	W-L	Pts	Avg/G
1.Tennessee	37	34-3	2934	79.3
2.Vanderbilt	32	20-12	2281	71.3

Scoring Defense				
Team	G	W/L	Pts	Avg/G
1.LSU	32	19-13	1692	52.9
9.Vanderbilt	32	20-12	2052	64.1

Scoring Margin				
Team	G	OFF	DEF	Margin
1.Tennessee	37	79.3	56.4	+22.9
4.Vanderbilt	32	71.3	64.1	+7.2

FT Percentage				
Team	G	FTM	FTA	Pct.
1.Vanderbilt	32	465	660	.705
2.Kentucky	34	572	825	.693

FG Percentage				
Team	G	FG	FGA	Pct.
1.Tennessee	37	1094	2346	.466
2.Vanderbilt	32	818	1813	.451

FG Percentage Defense				
Team	G	FG	FGA	Pct.
1.Tennessee	37	765	2274	.336
5.Vanderbilt	32	741	1955	.379

3-Point FG Percentage				
Team	G	3FGM	FGA	Pct.
1.Tennessee	37	242	642	.377
2.Vanderbilt	32	180	516	.349

3-Point FG Percentage Defense				
Team	G	3FGM	FGA	Pct.
1.Tennessee	37	195	708	.275
5.Vanderbilt	32	165	537	.307

Rebounding Margin				
Team	G	TEAM	OPP	Margin
1.Tennessee	37	46.3	33.9	+12.4
5.Vanderbilt	32	38.2	36.4	+1.8

Blocked Shots			
Team	G	Blocks	Avg/G
1.Tennessee	37	195	5.3
8.Vanderbilt	32	111	3.5

Assists			
Team	G	Assists	Avg/G
1.Vanderbilt	32	490	15.3
2.Tennessee	37	522	14.1

Steals			
Team	G	Steals	Avg/G
1.Kentucky	34	373	11.0
11.Vanderbilt	32	198	6.2

Turnover Margin				
Team	G	TEAM	OPP	Margin
1.Kentucky	34	16.4	24.0	+7.6
10.Vanderbilt	32	16.8	15.6	-1.22

Assist/Turnover Ratio				
Team	G	Assists	TOs	Ratio
T-1.Vanderbilt	32	15.3	16.8	0.9
T-1.LSU	32	13.6	14.7	0.9
T-1.Tennessee	37	14.1	15.3	0.9

SEC Champions

Year	Champion	SEC	Overall	Coach	Tournament Champion (Site)
2011	Tennessee	16-0	34-3	Pat Summitt	Tennessee (Nashville, Tenn.)
2010	Tennessee	15-1	32-3	Pat Summitt	Tennessee (Duluth, Ga.)
2009	Auburn	12-2	30-4	Nell Fortner	Vanderbilt (North Little Rock, Ark.)
2008	LSU	14-0	31-6	Van Chancellor	Tennessee (Nashville, Tenn.)
2007	Tennessee	14-0	34-3	Pat Summitt	Vanderbilt (Duluth, Ga.)
2006	LSU	13-1	31-3	Pokey Chatman	Tennessee (North Little Rock, Ark.)
2005	LSU	14-0	33-3	Pokey Chatman	Tennessee (Greenville, S.C.)
2004	Tennessee	14-0	31-4	Pat Summitt	Vanderbilt (Nashville, Tenn.)
2003	Tennessee	14-0	33-5	Pat Summitt	LSU (Little Rock, Ark.)
2002	Tennessee	13-1	29-5	Pat Summitt	Vanderbilt (Nashville, Tenn.)
2001	Tennessee	14-0	31-3	Pat Summitt	Georgia (Memphis, Tenn.)
2000	Georgia	13-1	32-4	Andy Landers	Tennessee (Chattanooga, Tenn.)
	Tennessee	13-1	33-4	Pat Summitt	
1999	Tennessee	13-1	31-3	Pat Summitt	Tennessee (Chattanooga, Tenn.)
1998	Tennessee	14-0	39-0	Pat Summitt	Tennessee (Columbus, Ga.)
1997	Georgia	11-1	25-6	Andy Landers	Auburn (Chattanooga, Tenn.)
1996	Georgia	10-1	28-5	Andy Landers	Tennessee (Chattanooga, Tenn.)
1995	Tennessee	11-0	34-3	Pat Summitt	Vanderbilt (Chattanooga, Tenn.)
1994	Tennessee	11-0	31-2	Pat Summitt	Tennessee (Chattanooga, Tenn.)
1993	Tennessee	11-0	29-3	Pat Summitt	Vanderbilt (Chattanooga, Tenn.)
1992	Mississippi	11-0	29-3	Van Chancellor	Tennessee (Albany, Ga.)
1991	Georgia	9-0	28-4	Andy Landers	LSU (Albany, Ga.)
1990	Tennessee	8-1	27-6	Pat Summitt	Auburn (Albany, Ga.)
1989	Auburn	9-0	32-3	Joe Ciampi	Tennessee (Albany, Ga.)
1988	Auburn	9-0	32-3	Joe Ciampi	Tennessee (Albany, Ga.)
1987	Auburn	8-1	31-2	Joe Ciampi	Auburn (Albany, Ga.)
1986	Georgia	9-0	30-2	Andy Landers	Georgia (Athens, Ga.)
1985	Tennessee	4-4	27-7	Pat Summitt	Tennessee (Oxford, Miss.)
1984	Georgia	7-1	30-3	Andy Landers	Georgia (Athens, Ga.)
1983	Georgia	4-4	27-7	Andy Landers	Georgia (Knoxville, Tenn.)
1982			24-8	Terry Hall	Kentucky (Lexington, Ky.)
1981			26-7	Joe Ciampi	Auburn (Baton Rouge, La.)
1980			33-5	Pat Summitt	Tennessee (Knoxville, Tenn.)

All-Time SEC Standings

Regular Season Games

Team	W	L	Pct	Titles
Tennessee	305	40	.884	16
Georgia	233	112	.675	7
LSU	210	135	.609	3
Vanderbilt	201	144	.583	0
Auburn	187	158	.542	5
Ole Miss	160	185	.464	1
Florida	149	196	.432	0
Kentucky	132	213	.383	1
Alabama	130	215	.377	0
Arkansas	95	172	.356	0
Mississippi State	108	237	.313	0
South Carolina	81	186	.303	0

Note: Women's Basketball first came under the auspices of the Southeastern Conference for the 1982-83 season. Games played between SEC teams before that time are not counted in the all-time standings, since there was no uniform number of conference games played each season prior to that time.



NCAA TOURNAMENT

Vanderbilt's NCAA Tournament Seeds

2011	#10 Spokane
2010	#6 Sacramento
2009	#4 Raleigh
2008	#4 Spokane
2007	#2 Greensboro
2006	#8 Cleveland
2005	#5 Kansas City
2004	#2 Midwest
2003	#4 East
2002	#1 Midwest
2001	#3 Midwest
2000	#9 Midwest
1998	#6 Mideast
1997	#6 West
1996	#3 Mideast
1995	#1 West
1994	#2 East
1993	#1 Midwest
1992	#3 East
1991	#10 Mideast
1990	#6 Mideast
1989	#7 East
1987	#5 East
1986	#5 Midwest

The SEC at the NCAA Tournament

NCAA Tournament Appearances

SEC	180
ACC	140
Big Ten	121
Big East	117
Pac-10	94
Big 12	91
Atlantic 10	72
Sun Belt	47
C-USA	46
MVC	39

NCAA Tournament Victories

SEC	335
ACC	200
Big East	198
Big Ten	144
Big 12	133
Pac-10	127
Sun Belt	65
Atlantic 10	57
Independents	32

NCAA Final Four Appearances

SEC	34
Big East	18
ACC	14
Pac-10	10
Sun Belt	8
Big Ten	8
Big 12	7
Independents	6
Colonial	1

NCAA Tournament — Championship Results

Year	Champion	Runnerup	Semifinalists	Site
2011	Texas A&M	Notre Dame	Connecticut, Stanford	Indianapolis, Ind.
2010	Connecticut	Stanford	Baylor, Oklahoma	San Antonio, Texas
2009	Connecticut	Louisville	Oklahoma, Stanford	St. Louis, Mo.
2008	Tennessee	Stanford	LSU, Rutgers	Tampa, Fla.
2007	Tennessee	Rutgers	LSU, North Carolina	Cleveland, Ohio
2006	Maryland	Duke	LSU, North Carolina	Boston, Mass.
2005	Baylor	Michigan St.	Tennessee, LSU	Indianapolis, Ind.
2004	Connecticut	Tennessee	Minnesota, LSU	New Orleans, La.
2003	Connecticut	Tennessee	Duke, Texas	Atlanta, Ga.
2002	Connecticut	Oklahoma	Duke, Tennessee	San Antonio, Texas
2001	Notre Dame	Purdue	Connecticut, Southwest Missouri	St. Louis, Mo.
2000	Connecticut	Tennessee	Penn State, Rutgers	Philadelphia, Penn.
1999	Purdue	Duke	Georgia, Louisiana Tech	San Jose, Calif.
1998	Tennessee	Louisiana Tech	Arkansas, NC State	Kansas City, Mo.
1997	Tennessee	Old Dominion	Notre Dame, Stanford	Cincinnati, Ohio
1996	Tennessee	Georgia	Stanford, Connecticut	Charlotte, N.C.
1995	Connecticut	Tennessee	Stanford, Georgia	Minneapolis, Minn.
1994	North Carolina	Louisiana Tech	Alabama, Purdue	Richmond, Va.
1993	Texas Tech	Ohio State	Iowa, Vanderbilt	Atlanta, Ga.
1992	Stanford	Western Ky.	Virginia, Southwest Missouri	Los Angeles, Calif.
1991	Tennessee	Virginia	Connecticut, Stanford	New Orleans, La.
1990	Stanford	Auburn	Louisiana Tech, Virginia	Knoxville, Tenn.
1989	Tennessee	Auburn	Louisiana Tech, Maryland	Tacoma, Wash.
1988	Louisiana Tech	Auburn	Long Beach, Tennessee	Tacoma, Wash.
1987	Tennessee	Louisiana Tech	Texas, Long Beach	Austin, Texas
1986	Texas	Southern Cal	Tennessee, Western Ky.	Lexington, Ky.
1985	Old Dominion	Georgia	Western Ky., Northeast La.	Austin, Texas
1984	Southern Cal	Tennessee	La Tech, Cheyney State	Los Angeles, Calif.
1983	Southern Cal	Louisiana Tech	Old Dominion, Georgia	Norfolk, Va.
1982	Louisiana Tech	Cheyney State	Tennessee, Maryland	Norfolk, Va.

SEC Teams in the NCAA Tournament

Year	No.	Schools
2011	4	Georgia, Kentucky, Tennessee, Vanderbilt
2010	6	Georgia, Kentucky, LSU, Mississippi State, Tennessee, Vanderbilt
2009	7	Auburn, Florida, Georgia, LSU, Mississippi State, Tennessee, Vanderbilt
2008	5	Auburn, Georgia, LSU, Tennessee, Vanderbilt
2007	5	Georgia, LSU, Ole Miss, Tennessee, Vanderbilt
2006	6	Florida, Georgia, Kentucky, LSU, Tennessee, Vanderbilt
2005	5	Georgia, LSU, Ole Miss, Tennessee, Vanderbilt
2004	7	Auburn, Florida, Georgia, LSU, Ole Miss, Tennessee, Vanderbilt
2003	7	Arkansas, Georgia, LSU, Mississippi St., So. Carolina, Tennessee, Vanderbilt
2002	8	Arkansas, Florida, Georgia, LSU, Miss. St., So. Carolina, Tennessee, Vanderbilt
2001	6	Arkansas, Florida, Georgia, LSU, Tennessee, Vanderbilt
2000	6	Auburn, Georgia, LSU, Miss. St., Tennessee, Vanderbilt
1999	8	Alabama, Auburn, Florida, Georgia, Kentucky, LSU, Miss. St., Tennessee
1998	6	Alabama, Arkansas, Florida, Georgia, Tennessee, Vanderbilt
1997	7	Alabama, Auburn, Florida, Georgia, LSU, Tennessee, Vanderbilt
1996	7	Alabama, Auburn, Florida, Georgia, Ole Miss, Tennessee, Vanderbilt
1995	7	Alabama, Arkansas, Florida, Georgia, Ole Miss, Tennessee, Vanderbilt
1994	6	Alabama, Auburn, Florida, Ole Miss, Tennessee, Vanderbilt
1993	6	Alabama, Auburn, Florida, Georgia, Tennessee, Vanderbilt
1992	4	Alabama, Ole Miss, Tennessee, Vanderbilt
1991	7	Auburn, Georgia, Kentucky, LSU, Ole Miss, Tennessee, Vanderbilt
1990	6	Auburn, Georgia, LSU, Ole Miss, Tennessee, Vanderbilt
1989	6	Auburn, Georgia, LSU, Ole Miss, Tennessee, Vanderbilt
1988	6	Alabama, Auburn, Georgia, LSU, Mississippi, Tennessee
1987	6	Auburn, Georgia, LSU, Ole Miss, Tennessee, Vanderbilt
1986	7	Auburn, Georgia, Kentucky, LSU, Ole Miss, Tennessee, Vanderbilt
1985	4	Auburn, Georgia, Ole Miss, Tennessee
1984	5	Alabama, Georgia, LSU, Ole Miss, Tennessee
1983	5	Auburn, Georgia, Kentucky, Ole Miss, Tennessee
1982	5	Auburn, Georgia, Kentucky, Ole Miss, Tennessee



NCAA TOURNAMENT

VANDERBILT'S NCAA TOURNAMENT RESULTS

24 NCAA Tournament Appearances • Record: 37-24

Head Coach: Melanie Balcomb (2003-Present) • Record: 12-9

Year	Opponent	Round	Region	Site	W/L	Score
2011	Louisville	First	Spokane	Cincinnati, Ohio	L	62-81
2010	DePaul	First	Sacramento	Cincinnati, Ohio	W (OT)	83-76
	Xavier	Second			L	62-63
2009	Western Carolina	First	Raleigh	Albuquerque, N.M.	W	73-44
	Kansas State	Second			W	74-61
	Maryland	Reg. Semi		Raleigh, N.C.	L	74-78
2008	Montana	First	Spokane	Albuquerque, N.M.	W	75-47
	West Virginia	Second			W	64-46
	Maryland	Reg. Semi		Spokane, Wash.	L	66-80
2007	Delaware State	First	Greensboro	East Lansing, Mich.	W	62-47
	Bowling Green	Second			L	56-59
2006	Louisville	First	Cleveland	Nashville, Tenn.	W	76-64
	North Carolina	Second			L	70-89
2005	Montana	First	Kansas City	Seattle, Wash.	W	77-44
	Kansas State	Second			W	63-60
	Michigan State	Reg. Semi		Kansas City, Mo.	L	64-76
2004	Lipscomb	First	Midwest	Chattanooga, Tenn.	W	76-45
	Chattanooga	Second			W	60-44
	Stanford	Reg. Semi		Norman, Okla.	L	55-57
2003	Liberty	First	East	Norfolk, Va.	W	55-44
	Boston College	Second			L (OT)	85-86

Head Coach: Jim Foster (1992-2002) • Record: 21-10

Year	Opponent	Round	Region	Site	W/L	Score
2002	Oakland	First	Midwest	Nashville, Tenn.	W	63-38
	Arizona State	Second			W	61-35
	North Carolina	Reg. Semi		Ames, Iowa	W	70-61
	Tennessee	Reg. Final			L	63-68
2001	Idaho State	First	Midwest	Nashville, Tenn.	W	83-57
	Colorado	Second			W	65-59
	Iowa State	Reg. Semi		Denver, Colo.	W	84-65
	Notre Dame	Reg. Final			L	64-72
2000	Kansas	First	Midwest	Ruston, La.	W (20T)	71-69
	Louisiana Tech	Second			L	65-66
1998	UC-Santa Barbara	First	Midwest	Champaign, Ill.	L (OT)	71-76
1997	Washington	First	West	Lawrence, Kan.	W	74-62
	Kansas	Second			W	51-44
	Georgia	Reg. Semi		Missoula, Mont.	L	52-66
1996	Harvard	First	Midwest	Nashville, Tenn.	W	100-83
	Wisconsin	Second			W	96-82
	Iowa	Reg. Semi		Rosemont, Ill.	W	74-63
	Connecticut	Reg. Final			L	57-67
1995	Northern Illinois	First	West	Nashville, Tenn.	W	90-44
	Memphis	Second			W	95-68
	Purdue	Reg. Semi		Los Angeles, Calif.	L	66-67
1994	Grambling	First	East	Nashville, Tenn.	W	95-85
	Minnesota	Second			W	98-72
	North Carolina	Reg. Semi		Piscataway, NJ	L	69-73
1993	Cal-Berkeley	Second	Midwest	Nashville, Tenn.	W	82-63
	Stephen F. Austin	Reg. Semi		Nacogdoches, Texas	W	59-56
	Louisiana Tech	Reg. Final			W	58-53
	Texas Tech	Final Four		Atlanta, Ga.	L	46-60
1992	Connecticut	Second	East	Nashville, Tenn.	W	75-47
	Miami	Reg. Semi		Charlottesville, Va.	W	77-67
	Virginia	Reg. Final			L	58-70

Head Coach: Phil Lee (1986-91) • Record: 4-5

Year	Opponent	Round	Region	Site	W/L	Score
1991	South Carolina*	First	Midwest	Nashville, Tenn.	W	73-64
	Purdue*	Second		West Lafayette, Ind.	W	69-63
	Auburn*	Reg. Semi		Knoxville, Tenn.	L	45-58
1990	Rutgers	First	Midwest	Nashville, Tenn.	W	78-75
	Iowa	Second		Iowa City, Iowa	W	61-56
	Auburn	Reg. Semi			L	67-89
1989	St. Joseph's	First	East	Philadelphia, Penn.	L	68-82
1987	James Madison	Second	East	Fayetteville, NC	L	60-68
1986	Oklahoma	Second	Midwest	Norman, Okla.	L	67-86

* - Assistant Coach Ada Gee served as interim head coach during the NCAA Tournament.

Vanderbilt's NCAA Tournament Regional Breakdown

First/Second Rounds	31-10
Regional Semifinals	5-9
Regional Finals	1-4
Final Four	0-1
Total	37-24

Regional Records

Midwest Regional	10-6
Midwest Regional	12-6
West Regional	7-5
East Regional	8-7
Total	37-24

Midwest Region

1998	0-1
1996	3-1
1991	2-1
1990	2-1
Total	7-4

Midwest Region

2006 (Cleveland)	1-1
2005 (Kansas City)	2-1
2004	2-1
2002	3-1
2001	3-1
2000	1-1
1993	3-1
1986	0-1
Total	15-8

West Region

2011 (Spokane)	0-1
2010 (Sacramento)	1-1
2008 (Spokane)	2-1
1997	2-1
1995	2-1
Total	7-5

East Region

2009 (Raleigh)	2-1
2007 (Greensboro)	1-1
2003	1-1
1994	2-1
1992	2-1
1989	0-1
1987	0-1
Total	8-7

NCAA Tournament Appearances

Team	Appearances	Last
Tennessee	30	2011
Georgia	29	2011
VANDERBILT	24	2011
LSU	20	2010
Auburn	18	2009
Mississippi	17	2007
Florida	11	2006
Alabama	10	1999
Arkansas	9	2003
South Carolina	8	2003
Kentucky	8	2011
Mississippi State	6	2010



THE ASSOCIATED PRESS

Vanderbilt Week-By-Week in the Associated Press Polls

Year	PS/1	2	3	4	5	6	7	8	9	10	11	12	13	14	15	16	17	18
1983-84	-	-	-	-	-	-	-	-	-	20	-	-	-	-	-	-	-	-
1984-85	12	16	18	-	-	-	-	-	-	-	-	-	20	18	17	16	16	
1985-86	-	-	-	-	-	-	-	-	-	-	-	-	-	-	20	20		
1986-87	-	-	-	19	17	16	12	11	11	14	14	13	14	18	20	18		
1987-88	14	19	17	16	15	15	18	-	-	-	-	-	-	-	-	-	-	
1988-89	not ranked																	
1989-90	22	23	21	18	17	17	20	-	25	-	-	25	-	-	-	-	-	
1990-91	13	21	-	-	-	-	-	-	-	-	-	-	-	-	-	-	-	
1991-92	8	6	5	4	4	4	4	7	13	13	11	13	10	10	11	12	15	13
1992-93	3	3	3	3	2	1	1	1	1	2	2	2	5	3	1	1		
1993-94	2	5	10	9	8	8	7	6	5	9	11	12	14	13	13	12	12	
1994-95	12	12	9	9	9	8	8	6	10	8	9	8	7	8	10	9	8	6
1995-96	5	4	4	4	3	3	2	2	5	7	11	11	13	10	12			
1996-97	9	6	7	13	15	14	14	11	8	7	11	14	16	12	15	17	20	20
1997-98	10	10	7	5	9	8	7	7	6	6	9	6	11	15	14	14	18	
1998-99	20	19	18	20	r/v	-	r/v	r/v	r/v	r/v	-	-	r/v	r/v	-	-	-	
1999-00	-	-	-	-	-	-	-	r/v	r/v	r/v	-	-	r/v	r/v	r/v	r/v	r/v	
2000-01	20	25	23	23	24	22	24	23	17	15	16	19	20	18	15	10	10	
2001-02	3	4	4	4	4	4	3	6	8	7	6	8	6	6	6	6	5	4
2002-03	11	9	8	9	8	9	12	14	17	18	17	18	18	18	17	15	13	14
2003-04	-	-	-	-	r/v	r/v	24	r/v	r/v	r/v	24	r/v	r/v	r/v	24	21	15	13
2004-05	13	14	13	14	17	16	15	16	17	17	23	21	21	22	20	18	19	18
2005-06	17	20	19	21	21	19	21	20	23	19	22	22	22	22	24	23	25	r/v
2006-07	16	15	14	12	11	12	12	12	11	14	14	15	15	14	12	12	13	9
2007-08	23	20	25	23	20	23	21	20	r/v	r/v	r/v	r/v	25	25	23	21	21	21
2008-09	12	17	16	20	19	20	20	24	18	17	20	20	24	18	19	22	14	14
2009-10	22	21		18	18	19	18	17	r/v	21	r/v	r/v	r/v	25	r/v	r/v	r/v	r/v
2010-11	24	23	24	23	-	-	-	-	-	-	-	-	-	-	r/v	-	-	-

Release dates and the number of weekly rankings vary from year-to-year. A blank space denotes a 17-week ranking instead of 18 weeks.

The AP Women's Basketball Poll began during the 1976-77 season with the Top 20 rankings. The poll expanded to the Top 25 in 1989-90. During the 1994-95 season, the voting board switched from coaches to the news media.

Vanderbilt and the AP Final Rankings Since 2001

(The Commodores were not ranked in the final AP polls in 2005-06, 2009-10 and 2010-11. Final AP poll is released before NCAA Tournament.

2009	2008	2007	2005	2004	2003	2002	2001
1 Connecticut	1 Connecticut	1 Duke	1 Stanford	1 Duke	1 Connecticut	1 Connecticut	1 Connecticut
2 Stanford	2 No. Carolina	2 No. Carolina	2 LSU	2 Tennessee	2 Duke	2 Oklahoma	2 Notre Dame
3 Maryland	3 Tennessee	3 Tennessee	3 Tennessee	3 Purdue	3 LSU	3 Duke	3 Tennessee
4 Oklahoma	4 Stanford	4 Connecticut	4 No. Carolina	4 Texas	4 Tennessee	4 Vanderbilt	4 Georgia
5 Baylor	5 Maryland	5 Stanford	5 Baylor	5 Penn State	5 Texas	5 Stanford	5 Duke
6 Duke	6 LSU	6 Maryland	6 Michigan St.	6 Connecticut	6 La. Tech	6 Tennessee	6 La. Tech
7 Louisville	7 Rutgers	7 Vanderbilt	7 Duke	7 La. Tech	7 Texas Tech	7 Baylor	7 Oklahoma
8 Auburn	8 Texas A&M	8 Ohio State	8 Ohio St.	8 Kansas St.	8 Kansas St.	8 La. Tech	8 Iowa St.
9 Texas A&M	9 Duke	9 Oklahoma	9 Rutgers	9 Houston	9 Stanford	9 Purdue	9 Purdue
10 Ohio State	10 California	10 Arizona State	10 Connecticut	10 Stanford	10 Purdue	10 Iowa St.	10 Vanderbilt
11 North Carolina	11 Old Dominion	11 Purdue	11 Notre Dame	11 Oklahoma	11 Villanova	11 Kansas St.	11 Rutgers
12 Florida State	12 Baylor	12 LSU	12 Minnesota	12 No. Carolina	12 No. Carolina	12 Colorado	12 Xavier
13 California	13 Oklahoma St.	13 Georgia	13 Texas	13 Vanderbilt	13 Mississippi St.	13 So. Carolina	13 Texas Tech
14 Vanderbilt	14 Oklahoma	14 Geo. Wash.	14 Texas Tech	14 Texas Tech	14 Vanderbilt	14 Texas	14 Florida
15 Pittsburgh	15 Notre Dame	15 Rutgers	15 Temple	15 Baylor	15 Penn St.	15 Old Dominion	15 SW Missouri
16 So. Dakota St.	16 Kansas St.	16 Texas A&M	16 Kansas St.	16 Georgia	16 So. Carolina	16 No. Carolina	16 Iowa
17 Iowa State	17 West Virginia	17 MTSU	17 DePaul	17 Colorado	17 Minnesota	17 Texas Tech	17 Utah
18 Tennessee	18 Utah	18 N.C. State	18 Vanderbilt	18 Boston Coll.	18 Santa Barbara	18 Minnesota	18 LSU
19 Arizona State	19 Louisville	19 Baylor	19 Iowa St.	19 LSU	19 Georgia	19 Cincinnati	19 NC St.
20 Xavier	20 Geo Wash.	20 BGSU	20 Georgia	20 TCU	20 Ohio State	20 Colorado St.	20 Colorado
21 Kansas State	21 Vanderbilt	21 UWGB	21 NC State	21 Ohio State	21 UWGB	21 Boston Coll.	21 Penn St.
22 Florida	22 Marist	22 Marquette	22 Penn. State	22 Auburn	22 Arizona	22 LSU	22 Clemson
23 Notre Dame	23 UTEP	23 Mich. State	23 TCU	23 Michigan St.	23 Rutgers	23 Fla. Internat'l	23 Baylor
24 Virginia	24 Virginia	24 Iowa State	24 UWGB	24 Minnesota	24 Arkansas	T24 Florida	24 Wisconsin
25 Texas	25 Ohio St.	25 Louisville	25 Boston Coll.	25 Villanova	25 Boston Coll.	T25 Penn St.	25 Arizona St.
					Geo. Wash.		Virginia Tech



JERSEYS/LETTERS

By the Numbers

00	Jill Goldberg, Lesley Smith, Jutta Korkko
2	Katie Eggers, Jennifer Risper
3	Cherish Stringfield, Chanel Chisholm, Nadine Ndip
4	Jade Huntington, Na'Sheema Hillmon, Katie Antony, Holly Rogers, Angela Puleo, Maggie Morrison
5	Jill Goldberg, Donna Harris, Paige Redman, Rachel Brockman, Lauren Lueders, Kady Schran
10	Karen McGinn, Dana Turner, Robin Adams, Misty Lamb, Julie deGroot, Katie Smith, Dee Davis, Christina Foggie
11	Kristin Becker, Rhonda Blades, Lucy Torres, Erica Grimaldi, Ashlee Bridge, Jasmine Lister
12	Allison Ford, Lisa Witty, Michelle Kennedy, Michelle Palmisano, Chavonne Hammond, Tia Battle, Jordan Coleman
13	Ann Morrow, Dee Dee Cook, Sarah Mannes, Zuzi Klimesova
14	Rachel Williams, Lynn Kimbrough, Barbara Brackman, Mary Braugher, Jeanie Carroll, Misty Lamb, Venessa Ferragamo
15	Maria Cardona, Colleen Desch, Renee Allen, Jennifer Cox, Kim Palmer, Venessa Ferragamo, Hannah Tuomi
20	Cathy Bender, Eva Lemeh, Lori Gross, Carolyn Peck, Mara Cunningham, Leigh Strahinic, Abi Ramsey, Jessica Mooney
21	Kim Kilgore, Shelley Jarrard, Dana Winbush, Chantelle Anderson, Stephanie Holzer
22	Sheila Johnansson, Aljeanette Bramlett, Tracie Albright, Deborah Denton, Ginger Jared, Nettie Respondek, Ashley McElhiney, Jence Rhoads
23	Lisa Ostrom, Juli Colli, Jenn Hall, Merideth Marsh
24	Gayle Kinzer, Tina Blair, Jackie Cowan, Barbara Bolden, Chris Dunn, Chavonne Hammond, Ashley Smith, Hillary Hager, Tia Gibbs
25	Cathy Bender, Donna Atkinson, Beth Ostendorf, Jackie Munch, Amber Norton
30	Diane Beasley, Sarah Nichols, Lori King, Elan Brown
31	Harriet Brumfield, Lisa King, Cion Washington, Nicole Jules
32	Tina Blair, Nicole Marcelli, Julie Powell, Jennifer Holmes, Ashley Earley, Liz Sherwood, Gabby Smith
33	Jean Henninger, Aljeanette Bramlett, Valerie Ellis, Julie Lewis, Karen Booker, Dee Dee Deeken, Nicole Hare, DeeAnn Bryan, Nettie Respondek, Jillian Danker, Caroline Williams, Rebecca Silinski
34	Teresa Lawrence, Cindy Freeman, Patsy Smith, Heidi Gillingham, Christina Wirth, Tiffany Clarke
35	Cindy Freeman, Katie Janky
40	Karen Booker, Wendy Scholtens (retired)
41	Meg Turner
42	Sissy Maddox, Eva Lemeh, Cathy Bender, Margaret Stiggard, Kylee Brock, Libby Kimery, Sarah Mannes, Angela Gorsica, Jenni Benningfield
43	Dottie Saye, Danielle Louis, Jill Corbett, Amy Malo
44	Donna Wheeler, Renae Sallquist, Kelly Dougherty, Tori Jarosz
50	Candice Storey, Carla Thomas
51	Andrea Kyser
55	Donna Harris, Sheri Sam, Clair Watkins

A-J

Adams, Robin	1987
Albright, Tracie	1983, 84
Allen, Renee	1990, 91, 92, 93
Anderson, Chantelle	2000, 01, 02, 03
Antony, Katie	2004, 05
Atkinson, Donna	1983, 84, 85, 86
Battle, Tia	2002, 03
Beasley, Diane	1979
Becker, Kristin	1987, 88, 89, 90
Bender, Cathy	1979, 80, 81, 82
Benningfield, Jenni	2001, 02, 03, 04
Blades, Rhonda	1992, 93, 94, 95
Blair, Tina	1982, 83, 84, 85
Bolden, Barbara	1988
Booker, Karen	1984, 85, 86, 87
Brackman, Barbara	1982, 83, 84, 85
Bramlett, Aljeanette	1980, 82
Bridge, Ashlee	2007, 08, 09, 10
Brock, Kylee	1984
Brockman, Rachel	2006
Brown, Elan	2010, 11
Brumfield, Harriet	1982, 83, 84, 85
Bryan, DeeAnn	1994
Caldwell, Betty	1978
Cardona, Maria	1979, 80, 81
Carroll, Jeanie	1987, 88, 89, 90
Caslin, Katie	1980
Chisholm, Chanel	2008, 09
Clarke, Tiffany	2010, 11
Coleman, Jordan	2009, 10, 11
Colli, Juli	2001, 02
Cook, Dee Dee	1981, 82, 83, 84
Corbett, Jill	2002
Cowan, Jackie	1983, 84, 85, 86
Cox, Jennifer	1994
Cunningham, Kathy	1978
Cunningham, Mara	1992, 93, 95, 96
Danker, Jillian	1999, 00, 01, 02
Davis, Dee	2004, 05, 06, 07
Deeken, Dee Dee	1985
deGroot, Julie	2000
Denton, Deborah	1986, 87, 88, 89
Desch, Colleen	1983
Dooley, Dee	1978
Dougherty, Kelly	1994, 95
Dunn, Christine	1989, 90, 91, 92
Earley, Ashley	2002, 03, 04, 05
Eggers, Katie	2004
Ellis, Valerie	1982
Ferragamo, Venessa	2001, 02, 03, 04
Floyd, Allison	1978, 79, 80, 81
Foggie, Christina	2011
Freeman, Cindy	1979, 80
Gibbs, Tia	2009
Gillingham, Heidi	1991, 92, 93, 94
Goldberg, Jill	1986, 87, 88, 89
Gorsica, Angela	1994, 95, 96, 97
Grimaldi, Erica	2003, 04, 05, 06
Gross, Lori	1984
Hager, Hillary	2001, 02, 03, 04
Hall, Jenn	2004
Hammond, Chavonne	1997, 98, 99, 00
Hare, Nicole	1986, 87, 88, 89
Harris, Donna	1990, 91, 92, 94
Henninger, Jean	1979
Hillmon, Na'Sheema	1995, 96, 97, 98
Holmes, Jennifer	1997, 98, 99, 00
Holzer, Stephanie	2011
Huntington, Jade	1989, 90, 91, 92
Janky, Katie	1996, 97, 98, 99
Jared, Ginger	1993, 94, 95, 96
Jarosz, Tori	2011
Jarrard, Shelley	1990, 91, 92, 93
Johansson, Sheila	1980, 81
Jordan, Jan	1978
Jules, Nicole	2003, 04, 05, 06

K-Z

Kennebrew, Delora	1978
Kennedy, Michelle	1989, 90, 91, 92
Kilgore, Kim	1985
Kimbrough, Lynn	1980
Kimery, Libby	1985, 86, 87, 88
King, Lisa	1989, 91, 92, 93
King, Lori	1989, 91
Kinzer, Gayle	1980, 81
Klimesova, Zuzana	1999, 00, 01, 02
Korkko, Jutta	2001, 03, 04
Kyser, Andrea	1987, 88
Lamb, Misty	1990, 91, 92, 93
Lawrence, Teresa	1978, 79, 80
Lemeh, Eva	1980, 81
Lewis, Julie	1983
Lister, Jasmine	2011
Louis, Danielle	1995, 96, 97
Lueders, Lauren	2007, 08, 09, 10
Maddox, Sissy	1978, 79
Malo, Amy	2007, 08, 09
Mannes, Sarah	1989, 90, 91, 92
Marcelli, Nicole	1986, 87, 88, 89
Marsh, Merideth	2007, 08, 09, 10
McElhiney, Ashley	2000, 01, 02, 03
McGinn, Karen	1978, 79, 80, 81
Mooney, Jessica	2007, 08, 09, 10
Morrow, Ann	1978-80
Munch, Jackie	2000, 01
Myers, Ginnie	1979
Nichols, Sarah	1980, 81, 82
Norton, Amber	2007, 08
Ostendorf, Beth	1996, 97, 98, 99
Ostrom, Lisa	1995, 96, 97, 98
O'Toole, Molly	1978
Palmer, Kim	2000, 01
Palmisano, Michelle	1995, 96, 97
Peck, Carolyn	1985, 86, 87, 88
Powell, Julie	1991, 92, 93, 94
Puleo, Angela	2011
Ramsey, Abi	2002, 03, 04, 05
Redman, Paige	1996, 97, 98, 99
Respondek, Nettie	1996, 97, 98, 99
Rhoads, Jence	2008, 09, 10, 11
Risper, Jennifer	2006, 07, 08, 09
Rogers, Holly	2006
Sallquist, Renae	1987, 88, 89, 90
Sheri Sam	1993, 94, 95, 96
Sherwood, Liz	2006, 07, 08
Saye, Dottie	1981, 82
Scholtens, Wendy	1988, 89, 90, 91
Silinski, Rebecca	2008, 09, 10, 11
Smith, Ashley	1998, 99, 00
Smith, Gabby	2010, 11
Smith, Katie	2002
Smith, Lesley	1991, 92, 93, 94
Smith, Patsy	1985, 86, 87, 88
Stigaard, Margaret	1983
Storey, Candice	1998, 99, 00, 01, 02
Strahinic, Leigh	1999, 00
Stringfield, Cherish	2004, 05, 06
Thomas, Carla	2004, 05, 06, 07
Torres, Lucy	2001
Tuomi, Hannah	2008, 09, 10, 11
Turner, Dana	1983, 84, 85, 86
Turner, Meg	1982, 83
Washington, Consolacion	1997, 98, 99, 00
Wheeler, Donna	1981
Williams, Caroline	2004, 05, 06, 07
Williams, Rachel	1978
Winbush, Dana	1998
Wirth, Christina	2006, 07, 08, 09
Witty, Lisa	1982

Current players in boldface.



ALL-TIME ROSTER

Tennessee (48)

Robin Adams (Knoxville), 1987
 Tracie Albright (Clarksville), 1983, 84
 Diane Beasley (Franklin), 1979
 Cathy Bender (Mt. Juliet), 1979-82
 Karen Booker (Franklin), 1984-87
 Aljeanette Bramlett (Pulaski), 1980, 82
 Dee Ann Bryan (Dellrose), 1994
 Betty Caldwell (Monteagle), 1978
 Maria Cardona (Celina), 1979-81
 Jeanie Carroll (Clifton), 1987-90
 Dee Dee Cook (Chapel Hill), 1981-84
 Jackie Cowan (Nashville), 1983-86
 Kathy Cunningham (Winchester), 1978
 Dee Dooley (Waynesboro), 1978
 Ashley Earley (Memphis), 2002-05
 Kayci Ferriss (Carthage), 2011
 Allison Floyd (Nashville), 1978-81
 Cindy Freeman (Portland), 1979, 1980
 Lori Gross (Mt. Juliet), 1984
 Nicole Hare (Nashville), 1986-89
 Donna Harris (Nashville), 1990-92, 1994
 Ginger Jared (Sparta), 1993-96
 Sheila Johansson (Mt. Juliet), 1980, 1981
 Jan Jordan (Franklin), 1978
 Kim Kilgore (Speedwell), 1985
 Lynn Kimbrough (Hendersonville), 1980
 Libby Kimery (Nashville), 1985-88
 Gayle Kinzer (Nashville), 1980-81
 Misty Lamb (Shelbyville), 1990-93
 Teresa Lawrence (Lookout Mountain), 1978-80
 Eva Lemeh (Nashville), 1980-81
 Ashley McElhiney (Gleason), 2000-03
 Karen McGinn (Nashville), 1978-81
 Jessica Mooney (Nashville), 2007-10
 Ginnie Myers (Franklin), 1979
 Sarah Nichols (Nashville), 1980-82
 Carolyn Peck (Jefferson City), 1985-88
 Julie Powell (Woodbury), 1991-94
 Angela Puleo (Maryville), 2011
 Abi Ramsey (Shelbyville), 2002-05
 Paige Redman (Cleveland), 1996-99
 Holly Rogers (Cleveland), 2006
 Katie Smith (Lawrenceburg), 2001-02
 Lesley Smith (Livingston), 1991-92
 Patsy Smith (Shelbyville), 1985-88
 Dana Turner (Hendersonville), 1983-86
 Rachel Williams (Nashville), 1978
 Dana Winbush (Nashville), 1998

Alabama (3)

Candice Storey (Madison), 1998-2002
 Kim Palmer (Lanett), 2000-01
 Rebecca Silinski (Birmingham), 2008-11

Arizona (1)

Christina Wirth (Mesa), 2006-09

Arkansas (1)

Wendy Scholtens (Fort Smith), 1988-91

Australia (1)

Julie deGroot (Berriedale, Tasmania), 2000

California (6)

Kylee Brock (Ventura), 1984
 Venessa Ferragamo (Orange), 2001-04
 Jenn Hall (Folsom), 2004
Jasmine Lister (Corona), 2011 -
 Michelle Palmisano (Ventura), 1995-97
 Jennifer Risper (Moreno Valley), 2006-09

Colorado (2)

Liz Sherwood (Castle Rock), 2006-08
 Hannah Tuomi (Thornton), 2008-11

Czech Republic (1)

Zuzana Klimesova (Prague), 1999-2002

District of Columbia (1)

Nicole Jules, 2003-06

Finland (1)

Jutta Korkko (Helsinki), 2001-04

Florida (5)

Harriet Brumfield (Tampa), 1982-85
Jordan Coleman (Lake Mary), 2009 -
 Colleen Desch (Ocala), 1983
 Lucy Torres (Orlando), 2000
 Donna Wheeler (Jacksonville), 1981

Georgia (9)

Barbara Brackman (Douglasville), 1982-85
Elan Brown (Atlanta), 2010 -
Tiffany Clarke (Duluth), 2010 -
 Deborah Denton (Atlanta), 1986-89
 Jean Henninger (Athens), 1979
 Delora Kennebrev (Hamilton), 1978
 Sissy Maddox (Atlanta), 1978, 1979
 Dottie Saye (Marietta), 1981-82
 Caroline Williams (Rockmart), 2004-07

Indiana (2)

Rachel Brockman (Noblesville), 2006
 Jill Corbett (Indianapolis), 2001-02

Illinois (1)

Dee Dee Deeken (Palatine), 1985

Kansas (1)

Kelly Dougherty (Leavenworth), 1994, 95

Kentucky (7)

Jenni Benningfield (Louisville), 2001-04
 Tia Gibbs (Louisville), 2009
 Michelle Kennedy (Hawesville), 1989-92
 Merideth Marsh (Louisville), 2007-10
 Amber Norton (Louisville), 2007-09
 Leigh Strahinic (Danville), 1998-00
 Lisa Witty (Glasgow), 1982

Louisiana (3)

Katie Antony (Anacoco) 2004-05
 Barbara Bolden (Shreveport), 1988-88
 Sheri Sam (Duson), 1993-96

Maryland (3)

Chavonne Hammond (Crofton), 1997-00
 Jennifer Holmes (Severna Park), 1997-00
 Lisa Ostrom (Gaithersburg), 1995-98
Maggie Morrison (Millersville), 2012

Massachusetts (2)

Jillian Danker (Wilbraham), 1999-2002
 Julie Lewis (Wayland), 1983

Minnesota (2)

Tia Battle (Plymouth), 2002-03
 Amy Malo (Fairmont), 2006-09

Mississippi (1)

Ann Morrow (Terry), 1978-80

Missouri (3)

Rhonda Blades (Springfield), 1992-95
 Erica Grimaldi (Kansas City), 2003-06
 Lauren Lueders (Frohna), 2007-10

Nevada (1)

Jacki Munch (Las Vegas), 2000-01

New Jersey (2)

Christina Foggie (Mount Laurel), 2011 -
 Danielle Louis (Piscataway), 1994, 1996-97

New York (3)

Katie Caslin (Middle Village), 1980
 Chanel Chisholm (Long Island), 2008-09
 Tori Jarosz (Cortlandt Manor), 2011

New Zealand (1)

Katie Eggers (Nelson), 2005

North Carolina (3)

Donna Atkinson (Goldsboro), 1983-86
 Jill Goldberg (Raleigh), 1986-89
Clair Watkins (Charlotte), 2011 -

Ohio (10)

Renée Allen (Cincinnati), 1990-93
 Ashlee Bridge (Cincinnati), 2007-10
 Dee Davis (Cincinnati), 2004-07
 Na'Sheema Hillmon (Cleveland), 1995-98
 Katie Janky (Centerville), 1996-99
 Andrea Kyser (Warren), 1987-88
 Nicole Marcelli (Canton), 1986-89
 Beth Ostendorf (Pickerington), 1996-99
 Molly O'Toole (Shaker Heights), 1978
Gabby Smith (Cincinnati), 2010 -

Oklahoma (1)

Shelley Jarrard (Gore), 1990-93

Oregon (1)

Ashley Smith (Oregon City), 1998-00

Pennsylvania (5)

Tina Blair (Indiana), 1982-85
 Hillary Hager (Franklin), 2001-04
Stephanie Holzer (Newtown Square), 2010 -
 Jence Rhoads (Slippery Rock), 2008-11
Kady Schranz (York), 2012
 Carla Thomas (Mechanicsburg), 2004-07

South Carolina (2)

Jennifer Cox (Greer), 1994
 Consolacion Washington (Columbia), 1997-00

South Dakota (2)

Sarah Mannes (Yankton), 1989-92
 Renae Sallquist (Volga), 1987-90

Texas (5)

Juli Colli (Flower Mound), 2001-02
 Heidi Gillingham (Floresville), 1991-94
 Lisa King (San Antonio) 1989, 1991-93
 Lori King (San Antonio), 1989, 1991
Nadine Ndip (Spring), 2012
 Nettie Respondek (Rosenburg), 1996-99

Vermont (1)

Jade Huntington (Bradford), 1989-92

Virginia (6)

Mara Cunningham (Fairfax), 1992-93, 1995-96
 Valerie Ellis (Gloucester), 1982
 Angela Gorsica (Waynesboro), 1994-97
 Cherish Stringfield (Wakefield), 2004-06
 Margaret Stiggard (Lynchburg), 1983
 Meg Turner (Wytheville), 1982-83

Washington (1)

Chantelle Anderson (Vancouver), 2000-03

West Virginia (1)

Christine Dunn (Salt Rock), 1989-92

Wisconsin (1)

Kristin Becker (New Berlin), 1987-90

Current players in boldface



1,000-POINT CLUB



1. Chantelle Anderson (6-6, Center, 2000-03) 2,604 points

YEAR	G-S	FG-FGA	PCT.	3P-3PA	PCT.	FT-FTA	PCT.	REB-AVG	AST	TP-AVG
1999-00	34-34	216-367	.589	0-1	.000	104-150	.693	190-5.6	25	536-15.8
2000-01	34-34	292-404	.723	4-7	.571	134-185	.724	215-6.3	37	722-21.2
2001-02	37-37	295-456	.647	5-13	.385	170-220	.773	250-6.8	54	765-20.7
2002-03	32-32	217-341	.636	0-0	.000	147-196	.750	167-5.2	57	581-18.2
Totals	137-137	1020-1568	.651	9-21	.429	555-751	.739	822-6.0	173	2604-19.0



2. Wendy Scholtens (6-4, Center, 1988-91) 2,602 points

YEAR	G-S	FG-FGA	PCT.	3P-3PA	PCT.	FT-FTA	PCT.	REB-AVG	AST	PTS-AVG
1987-88	28-26	169-274	.617	0-0	.000	92-117	.786	235-8.4	47	430-15.4
1988-89	29-29	228-400	.570	0-1	.000	197-225	.876	315-10.9	73	653-22.5
1989-90	34-34	309-525	.589	1-3	.333	236-264	.894	389-11.4	100	855-25.1
1990-91	31-31	253-456	.555	2-5	.400	156-179	.872	333-10.7	85	664-21.4
Totals	122-120	959-1655	.579	3-9	.333	681-785	.868	1272-10.4	305	2602-21.3



3. Harriet Brumfield (6-2, Center, 1982-85) 1,956 points

YEAR	G	FG-FGA	PCT.	3P-3PA	PCT.	FT-FTA	PCT.	REB-AVG	AST	TP-AVG
1981-82	34	269-511	.526	--	--	133-194	.686	361-10.6	13	671-19.7
1982-83	26	168-327	.514	--	--	94-137	.686	206-7.9	28	430-16.5
1983-84	32	176-364	.484	--	--	110-168	.655	301-9.4	21	462-14.4
1984-85	27	154-318	.484	--	--	85-124	.685	199-7.4	18	393-14.6
Totals	119	767-1520	1.505	--	--	422-623	.677	1067-9.0	65	1956-16.4



4. Jackie Cowan (5-10, Forward, 1983-86) 1,875 points

YEAR	G	FG-FGA	PCT.	3P-3PA	PCT.	FT-FTA	PCT.	REB-AVG	AST	TP-AVG
1982-83	26	170-299	.569	--	--	61-92	.663	167-6.4	39	401-15.4
1983-84	32	212-429	.494	--	--	60-75	.800	199-6.2	52	484-15.1
1984-85	27	153-336	.455	--	--	51-66	.773	144-5.3	72	357-13.2
1985-86	31	265-504	.526	--	--	101-126	.802	250-8.1	70	633-20.4
Totals	116	800-1568	.510	--	--	273-359	.760	760-6.6	233	1875-16.2



5. Zuzi Klimesova (6-2, Forward, 1999-2002) 1,867 points

YEAR	G-S	FG-FGA	PCT.	3P-3PA	PCT.	FT-FTA	PCT.	REB-AVG	AST	TP-AVG
1998-99	27-12	107-217	.493	0-2	.000	55-88	.625	170-6.3	24	269-10.0
1999-00	34-34	211-379	.557	2-3	.667	51-73	.699	250-7.4	80	475-14.0
2000-01	34-34	234-414	.565	7-21	.333	80-111	.721	276-8.1	119	555-16.3
2001-02	37-37	227-399	.569	8-24	.333	106-132	.803	268-7.2	112	568-15.4
Totals	132-117	779-1409	.552	17-50	.340	292-404	.722	964-7.3	335	1867-14.1



6. Carla Thomas (6-3, Forward, 2004-07) 1,774 points

YEAR	G-S	FG-FGA	PCT.	3P-3PA	PCT.	FT-FTA	PCT.	REB-AVG	AST	TP-AVG
2003-04	34-23	138-250	.552	0-0	.000	65-84	.774	172-5.1	26	341-10.0
2004-05	32-32	206-381	.541	0-0	.000	97-121	.802	208-6.5	51	509-15.9
2005-06	30-29	141-268	.526	0-0	.000	91-109	.835	178-5.9	56	373-12.4
2006-07	34-33	221-402	.550	2-8	.250	107-133	.805	217-6.4	77	551-16.2
Career	130-117	706-1301	.543	2-8	.250	360-447	.805	775-6.0	210	1774-13.6



7. Donna Atkinson (5-6, Guard, 1983-86) 1,656 points

YEAR	G	FG-FGA	PCT.	3P-3PA	PCT.	FT-FTA	PCT.	REB-AVG	AST	TP-AVG
1982-83	26	171-359	.476	--	--	40-59	.678	90-3.5	78	382-14.7
1983-84	32	213-463	.460	--	--	84-111	.757	121-3.8	78	510-15.9
1984-85	27	148-302	.490	--	--	26-37	.703	105-3.9	79	322-11.9
1985-86	31	196-403	.486	--	--	50-63	.794	101-3.3	82	442-14.3
Totals	116	728-1527	.477	--	--	200-270	.741	417-3.6	317	1656-14.3



8. Barbara Brackman (6-3, Center, 1982-85) 1,631 points

YEAR	G	FG-FGA	PCT.	3P-3PA	PCT.	FT-FTA	PCT.	REB-AVG	AST	TP-AVG
1981-82	33	277-571	.485	--	--	85-117	.726	283-8.6	26	639-19.4
1982-83	26	131-317	.413	--	--	56-96	.583	227-8.7	55	318-12.2
1983-84	32	183-410	.446	--	--	106-149	.711	211-6.6	52	472-14.8
1984-85	25	76-211	.360	--	--	50-70	.714	113-4.5	88	202-8.1
Totals	116	667-1509	.442	--	--	297-432	.688	834-7.2	221	1631-14.1



1,000-POINT CLUB



9. Christina Wirth (6-1, Forward/Guard, 2006-09) 1,596 points

YEAR	G-S	FG-FGA	PCT.	3P-3PA	PCT	FT-FTA	PCT.	REB-AVG	AST	TP-AVG
2005-06	32-15	66-141	.468	31-70	.443	18-24	.750	79-2.5	34	181-5.7
2006-07	34-34	140-279	.502	53-121	.438	54-62	.871	148-4.4	80	387-11.4
2007-08	34-34	165-349	.473	71-171	.415	45-54	.833	170-5.0	89	446-13.1
2008-09	35-35	212-475	.446	80-211	.379	78-106	.736	198-5.7	74	582-16.6
Totals	135-118	583-1244	.469	235-573	.410	195-246	.793	595-4.4	277	1596-11.8



10. Heidi Gillingham (6-10, Center, 1991-94) 1,593 points

YEAR	G-S	FG-FGA	PCT.	3P-3PA	PCT	FT-FTA	PCT.	REB-AVG	BLK	TP-AVG
1990-91	31-6	100-179	.559	0-0	.000	28-51	.549	186-6.0	87	228-7.4
1991-92	31-31	161-272	.592	0-0	.000	61-101	.604	242-7.8	131	383-12.4
1992-93	33-33	212-339	.625	0-0	.000	58-96	.604	242-7.3	105	482-14.6
1993-94	33-33	215-382	.563	0-4	.000	70-124	.565	202-6.1	90	500-15.2
Totals	128-103	688-1172	.587	0-4	.000	217-372	.583	872-6.8	413	1593-12.4



11. Sheri Sam (6-1, Forward, 1993-96) 1,537 points

YEAR	G-S	FG-FGA	PCT.	3P-3PA	PCT	FT-FTA	PCT.	REB-AVG	AST	TP-AVG
1992-93	24-1	32-61	.525	0-0	.000	13-27	.481	50-2.1	11	77-3.2
1993-94	33-19	125-240	.521	3-6	.500	51-75	.680	206-6.2	64	304-9.2
1994-95	35-35	224-417	.537	8-25	.320	88-118	.746	291-8.3	126	544-15.5
1995-96	30-29	244-427	.571	13-41	.317	111-147	.755	140-4.7	105	612-20.4
Totals	122-84	625-1145	.546	24-72	.333	263-367	.717	687	24	1537-12.6



12. Karen Booker (6-1, Center, 1984-87) 1,522 points

YEAR	G	FG-FGA	PCT.	3P-3PA	PCT	FT-FTA	PCT.	REB-AVG	AST	TP-AVG
1983-84	31	108-239	.452	--	--	66-102	.647	219-7.1	5	282-9.1
1984-85	24	96-216	.444	--	--	34-87	.391	150-6.3	14	226-9.4
1985-86	31	155-375	.413	--	--	81-202	.401	338-10.9	27	391-12.6
1986-87	33	235-517	.455	--	--	153-250	.612	389-11.8	43	623-18.9
Totals	119	594-1347	.441	--	--	334-641	.521	1096-9.2	89	1522-12.8



13. Jenni Benningfield (6-3, Forward, 2001-04) 1,501 points

YEAR	G-S	FG-FGA	PCT.	3P-3PA	PCT	FT-FTA	PCT.	REB-AVG	AST	TP-AVG
2000-01	34-34	113-266	.425	56-139	.403	37-53	.698	241-7.1	107	319-9.4
2001-02	37-37	80-195	.410	42-102	.412	19-27	.704	162-4.4	83	221-6.0
2002-03	32-32	212-381	.556	25-66	.379	79-113	.699	253-7.9	91	528-16.5
2003-04	33-23	165-340	.485	10-36	.278	93-138	.674	195-5.9	48	433-13.1
Totals	136-126	570-1182	.482	133-343	.388	228-331	.689	851-6.3	329	1501-11.0



14. Donna Harris (5-7, Guard, 1990-94) 1,400 points

YEAR	G-S	FG-FGA	PCT.	3P-3PA	PCT	FT-FTA	PCT.	REB-AVG	AST	TP-AVG
1989-90	34-17	129-285	.453	45-91	.495	80-105	.762	123-3.6	99	383-11.3
1990-91	31-30	127-306	.415	32-78	.410	74-89	.831	107-3.5	109	360-11.6
1991-92	31-20	132-303	.436	43-115	.374	84-116	.724	109-3.5	71	391-12.6
1993-94	33-19	88-214	.411	25-84	.298	65-83	.783	146-4.4	99	266-8.1
Totals	129-86	476-1108	.430	145-368	.394	303-393	.771	485-3.8	378	1400-10.9



15. Julie Powell (5-11, Guard, 1991-94) 1,394 points

YEAR	G-S	FG-FGA	PCT.	3P-3PA	PCT	FT-FTA	PCT.	REB-AVG	AST	TP-AVG
1990-91	28-11	114-227	.502	43-91	.473	56-69	.812	84-3.0	48	327-11.7
1991-92	31-31	132-280	.471	42-108	.389	33-47	.702	123-4.0	75	339-10.9
1992-93	32-32	132-256	.516	49-115	.426	85-98	.867	116-3.6	84	398-12.4
1993-94	30-30	120-242	.496	69-146	.473	21-33	.636	94-3.1	75	330-11.0
Totals	121-104	498-1005	.496	203-460	.441	195-247	.789	417-3.4	282	1394-11.5



16. Deborah Denton (5-8, Guard, 1986-89) 1,390 points

YEAR	G-S	FG-FGA	PCT.	3P-3PA	PCT	FT-FTA	PCT.	REB-AVG	AST	TP-AVG
1985-86	29-0	57-123	.463	--	--	13-30	.433	58-2.0	38	127-4.4
1986-87	32-0	195-401	.486	--	--	76-112	.679	75-2.3	156	466-14.6
1987-88	27-18	135-292	.462	47-120	.392	68-91	.747	81-3.0	111	383-14.2
1988-89	29-27	136-311	.437	48-128	.375	94-129	.729	74-2.6	140	414-14.3
Totals	117-45	523-1127	.464	95-248	.383	251-362	.693	288-2.5	445	1390-11.9



1,000-POINT CLUB



17. Ashley Earley (5-10, Forward, 2002-05) 1,382 points

YEAR	G-S	FG-FGA	PCT	3P-3PA	PCT	FT-FTA	PCT	REB-AVG	AST	PTS-AVG
2001-02	37-10	75-157	.478	3-14	.214	52-77	.675	173-4.7	61	205-5.5
2002-03	32-0	77-136	.566	0-1	.000	48-75	.640	109-3.4	30	202-6.3
2003-04	34-22	158-283	.558	0-1	.000	70-110	.636	229-6.7	50	386-11.4
2004-05	32-32	240-375	.640	0-0	.000	109-159	.686	300-9.4	70	589-18.4
Totals	135-64	550-951	.578	3-16	.188	279-421	.662	811-6.0	211	1382-10.2



18. Merideth Marsh (5-6, Guard, 2007-10) 1,332 points

YEAR	G-S	FG-FGA	PCT	3P-3PA	PCT	FT-FTA	PCT	REB-AVG	AST	TP-AVG
2006-07	31-0	36-77	.468	20-42	.476	47-56	.839	32-1.0	62	139-4.5
2007-08	34-28	101-248	.407	67-179	.374	36-44	.818	84-2.5	82	305-9.0
2008-09	35-35	124-302	.411	81-207	.391	45-50	.900	86-2.5	62	374-10.7
2009-10	34-33	155-358	.433	88-225	.391	116-138	.841	119-3.5	102	514-15.1
Career	134-96	416-985	.422	256-653	.392	244-288	.847	321-2.4	308	1332-9.9



19. Na'Sheema Hillmon (6-2, Forward, 1995-98) 1,295 points

YEAR	G-S	FG-FGA	PCT	3P-3PA	PCT	FT-FTA	PCT	REB-AVG	AST	TP-AVG
1994-95	35-34	146-277	.527	0-0	0	46-95	.484	233-6.7	31	338-9.7
1995-96	30-19	93-218	.427	0-0	0	38-62	.613	190-6.3	26	224-7.5
1996-97	31-31	157-328	.479	0-0	0	43-85	.506	255-8.2	38	357-11.5
1997-98	29-29	166-334	.497	0-0	0	44-78	.564	165-5.7	27	376-13.0
Totals	125-113	562-1157	.486	0-0	0	171-320	.534	843-6.7	122	1295-10.4



20. Misty Lamb (6-2, Forward, 1990-93) 1,247 points

YEAR	G-S	FG-FGA	PCT	3P-3PA	PCT	FT-FTA	PCT	REB-AVG	AST	TP-AVG
1989-90	34-32	176-313	.562	0-0	.000	65-92	.707	221-6.5	51	417-12.3
1990-91	30-30	111-223	.498	0-0	.000	21-39	.538	152-5.1	56	243-8.1
1991-92	31-22	113-223	.507	4-9	.444	22-37	.595	177-5.7	40	252-8.1
1992-93	33-33	135-281	.480	2-10	.200	63-90	.700	206-6.2	51	335-10.2
Totals	128-117	535-1040	.514	6-19	.316	171-258	.663	756-5.9	198	1247-9.7



21. Carolyn Peck (6-4, Center, 1985-88) 1,240 points

YEAR	G-S	FG-FGA	PCT	3P-3PA	PCT	FT-FTA	PCT	REB-AVG	AST	TP-AVG
1984-85	27-0	104-227	.458	--	--	51-72	.708	159-5.9	25	259-9.6
1985-86	31-0	125-243	.514	--	--	57-91	.626	175-5.6	22	307-9.9
1986-87	31-0	134-284	.472	--	--	55-71	.775	167-5.4	36	323-10.4
1987-88	28-26	129-255	.506	2-4	.500	91-116	.784	179-6.4	31	351-12.5
Totals	117-26	492-1009	.488	2-4	.500	254-350	.726	679-5.8	114	1240-10.6



22. Hannah Tuomi (6-1, Forward, 2008-2011) 1,192 points

YEAR	G-S	FG-FGA	PCT	3P-3PA	PCT	FT-FTA	PCT	REB-AVG	AST	TP-AVG
2007-08	32-21	70-141	.496	0-0	.000	33-48	.688	122-3.8	13	173-5.4
2008-09	28-28	143-253	.565	0-0	.000	34-55	.618	166-5.9	27	320-11.4
2009-10	34-34	139-236	.589	0-0	.000	62-112	.554	190-5.6	48	340-10.0
2010-11	32-32	135-228	.592	0-0	.000	89-121	.736	191-6.0	52	359-11.2
Totals	126-115	487-858	.568	0-0	.000	218-336	.649	669-5.3	140	1192-9.5



23. Jillian Danker (6-1, Forward, 1999-2002) 1,134 points

YEAR	G-S	FG-FGA	PCT	3P-3PA	PCT	FT-FTA	PCT	REB-AVG	AST	TP-AVG
1999-99	27-0	42-106	.396	5-14	.357	30-51	.588	66-2.4	29	119-4.4
1999-00	34-26	89-210	.424	48-121	.397	27-39	.692	180-5.3	78	253-7.4
2000-01	34-14	157-301	.522	66-138	.478	55-77	.714	155-4.6	97	435-12.8
2001-02	37-35	110-225	.489	39-114	.342	68-77	.883	111-3.0	78	327-8.8
Totals	132-75	398-842	.472	158-387	.408	180-244	.737	512-3.9	282	1134-8.6



24. Jence Rhoads (5-11, Guard, 2008-11) 1,132 points

YEAR	G-S	FG-FGA	PCT	3P-3PA	PCT	FT-FTA	PCT	REB-AVG	AST	TP-AVG
2007-08	34-27	52-134	.388	3-13	.231	23-37	.622	96-2.8	114	130-3.8
2008-09	35-22	84-169	.497	1-4	.250	52-62	.839	81-2.3	132	221-6.3
2009-10	32-32	188-399	.471	9-19	.474	56-77	.727	107-3.3	161	441-13.8
2010-11	29-29	139-309	.450	2-10	.200	60-98	.612	143-4.9	140	340-11.7
Totals	130-110	463-1011	.458	15-46	.326	191-274	.697	427-3.3	547	1132-8.7



1,000-POINT CLUB



25. Mara Cunningham (6-4, Center, 1993-96) 1,104 points

YEAR	G-S	FG-FGA	PCT.	3P-3PA	PCT	FT-FTA	PCT.	REB-AVG	AST	TP-AVG
1991-92	24-8	86-157	.548	0-1	.000	44-75	.587	112-4.7	25	216-9.0
1992-93	33-0	88-150	.587	0-0	.000	64-80	.800	79-2.4	22	240-7.3
1993-94	2-2	6-10	.600	0-0	.000	0-0	.000	9-4.5	2	12-6.0
1994-95	35-11	116-229	.507	0-2	.000	58-85	.682	167-4.8	25	290-8.3
1995-96	31-31	140-266	.526	0-1	.000	66-88	.750	202-6.5	56	346-11.2
Totals	125-52	436-812	.537	0-4	.000	232-328	.707	569-4.6	128	1104-8.8



26. Ashley McElhiney (5-6, Point Guard, 2000-03) 1,093 points

YEAR	G-S	FG-FGA	PCT.	3P-3PA	PCT	FT-FTA	PCT.	REB-AVG	AST	TP-AVG
1999-00	34-12	47-117	.402	17-49	.347	68-90	.756	46-1.4	104	179-5.3
2000-01	31-31	83-183	.454	42-103	.408	101-117	.863	64-2.1	191	309-10.0
2001-02	37-37	100-217	.461	45-104	.433	70-86	.814	85-2.3	159	315-8.5
2002-03	30-29	85-212	.401	61-148	.412	59-77	.766	77-2.6	219	290-9.7
Totals	132-109	315-729	.432	165-404	.408	298-370	.805	272-2.1	673	1093-8.3



27. Dee Davis (5-7, Point Guard, 2004-07) 1,092 points

YEAR	G-S	FG-FGA	PCT.	3P-3PA	PCT	FT-FTA	PCT.	REB-AVG	AST	TP-AVG
2003-04	29-26	46-123	.374	10-45	.222	57-74	.770	76-2.6	137	159-5.5
2004-05	32-32	135-309	.437	40-111	.360	117-144	.812	113-3.5	192	427-13.3
2005-06	31-30	76-209	.364	6-44	.136	84-103	.816	95-3.1	212	242-7.8
2006-07	34-34	86-220	.391	18-52	.346	74-92	.804	98-2.9	189	264-7.8
Totals	126-122	343-861	.398	74-252	.294	332-413	.804	382-3.0	730	1092-8.7



28. Liz Sherwood (6-4, Center, 2006-08) 1,056 points

YEAR	G-S	FG-FGA	PCT.	3P-3PA	PCT	FT-FTA	PCT.	REB-AVG	BLK	TP-AVG
2005-06	32-18	172-268	.642	0-0	.000	46-76	.605	128-4.0	31	390-12.2
2006-07	34-6	129-195	.662	0-0	.000	40-69	.580	124-3.6	30	298-8.8
2007-08	34-13	163-260	.627	0-0	.000	42-76	.553	146-4.3	40	368-10.8
Totals	100-37	464-723	.642	0-0	.000	128-221	.579	398-4.0	101	1056-10.6




29. Abi Ramsey (5-10, Guard, 2002-05) 1,049 points

YEAR	G-S	FG-FGA	PCT	3P-3PA	PCT	FT-FTA	PCT	REB-AVG	AST	PTS-AVG
2001-02	35-2	32-83	.386	27-69	.391	7-14	.500	32-0.9	21	198-2.8
2002-03	32-16	97-237	.409	71-180	.394	20-29	.690	79-2.5	30	285-8.9
2003-04	25-24	105-241	.436	67-159	.421	37-46	.804	83-3.3	43	314-12.6
2004-05	32-32	123-305	.403	87-212	.410	19-30	.633	90-2.8	71	352-11.0
Totals	124-74	357-866	.412	252-620	.406	83-119	.697	284-2.3	165	1049-8.5



30. Patsy Smith (5-11, Forward, 1985-88) 1,028 points

YEAR	G-S	FG-FGA	PCT.	3P-3PA	PCT	FT-FTA	PCT.	REB-AVG	AST	TP-AVG
1984-85	27	41-98	.418	--	--	8-12	.667	95-3.5	22	90-3.3
1985-86	31	100-239	.418	--	--	42-66	.636	148-4.8	50	242-7.8
1986-87	33	183-411	.445	--	--	43-65	.662	217-6.6	60	409-12.4
1987-88	28-22	119-287	.415	7-35	.200	42-63	.667	169-6.0	50	287-10.3
Totals	119-22	443-1035	.428	7-35	.200	135-206	.655	629-5.3	182	1028-8.6



31. Rhonda Blades, (5-7, Guard, 1992-95) 1,017 points

YEAR	G-S	FG-FGA	PCT.	3P-3PA	PCT	FT-FTA	PCT.	REB-AVG	AST	TP-AVG
1991-92	31-14	24-50	.480	6-17	.353	40-49	.816	48-1.5	46	94-3.0
1992-93	33-33	66-156	.423	31-96	.323	85-11	.766	103-3.1	156	248-7.5
1993-94	33-21	115-257	.447	67-167	.401	90-112	.804	131-4.0	156	387-11.7
1994-95	35-35	92-230	.400	67-191	.351	37-60	.617	126-3.6	147	288-8.2
Totals	132-103	297-693	.429	171-471	.363	252-332	.759	408-3.1	505	1017-7.7



32. Caroline Williams (5-10, Guard, 2004-07) 1,005 points

YEAR	G-S	FG-FGA	PCT.	3P-3PA	PCT	FT-FTA	PCT.	REB-AVG	AST	TP-AVG
2003-04	17-0	8-22	.364	4-16	.250	5-7	.714	7-0.4	5	25-1.5
2004-05	32-14	59-121	.488	48-95	.505	9-12	.750	55-1.7	28	175-5.5
2005-06	32-32	136-313	.435	95-214	.444	29-33	.879	93-2.9	54	396-12.4
2006-07	34-34	133-267	.498	91-187	.487	52-60	.867	122-3.6	57	409-12.0
Totals	115-80	336-723	.465	238-512	.465	95-112	.848	277-2.4	144	1005-8.7



1,000-POINT CLUB/WNBA



33. Shelley Jarrard (6-1, Forward, 1990-93) 1,003 points

YEAR	G-S	FG-FGA	PCT.	3P-3PA	PCT.	FT-FTA	PCT.	REB-AVG	AST	TP-AVG
1989-90	34-3	75-158	.475	0-0	.000	44-83	.530	122-3.6	33	194-5.7
1990-91	29-12	52-107	.486	0-0	.000	29-48	.604	86-3.0	38	133-4.6
1991-92	31-12	107-231	.463	33-80	.412	55-77	.714	107-3.5	53	302-9.7
1992-93	33-33	135-330	.409	76-204	.373	28-56	.500	147-4.5	103	374-11.3
Totals	127-60	369-826	.447	109-284	.384	156-264	.591	462-3.6	227	1003-7.9

Reaching the 1,000-Point Plateau

1982-83.... Harriett Brumfield Julie Powell Ashley McElhiney
1983-84.... Barbara Brackman Misty Lamb	2004-05.... Ashley Earley
1984-85.... Jackie Cowan Shelley Jarrard Abi Ramsey
..... Donna Atkinson	1994-95.... Rhonda Blades	2005-06.... Carla Thomas
1986-87.... Karen Booker	1995-96.... Sheri Sam	2006-07.... Dee Davis
1987-88.... Carolyn Peck Mara Cunningham Caroline Williams
..... Patsy Smith	1997-98.... Na'Sheema Hillmon	2007-08.... Liz Sherwood
1988-89.... Wendy Scholtens	2000-01.... Chantelle Anderson Christina Wirth
..... Deborah Denton Zuzi Klimesova	2009-10.... Merideth Marsh
1991-92.... Donna Harris	2001-02.... Jillian Danker	2010-11.... Hannah Tuomi
1992-93.... Heidi Gillingham	2002-03.... Jenni Benningfield Jence Rhoads

WNBA DRAFT

Since 1999, Vanderbilt has had 12 players chosen in the WNBA Draft.

Year	Player	Team
1999	Sheri Sam	Orlando
2000	Chavonne Hammond	Detroit
2002	Zuzi Klimesova	Indiana
2002	Jillian Danker	Indiana
2003	Chantelle Anderson	Sacramento
2003	Ashley McElhiney	Indiana
2004	Jenni Benningfield	Charlotte
2005	Ashley Earley	Indiana
2007	Carla Thomas	Chicago
2009	Christina Wirth	Indiana
2009	Jennifer Risper	Chicago

Eight student-athletes have been drafted under Head Coach Melanie Balcomb, including the first round selections of Anderson and Thomas.

VANDERBILT HALL OF FAME

The following former Commodores have been inducted into the Vanderbilt Athletics Hall of Fame, which was established in 2008. Vanderbilt's women's basketball program has had an inductee all three years.

2008

Chantelle Anderson

2009

Wendy Scholtens

2010

Heidi Gillingham

2011

Sheri Sam

All-Time Assistant Coaches (By Year)

Joe Pepper

1978.....	None
1979.....	None
1980.....	Pat Moran, Cynthia Lee

Phil Lee

1981.....	Moran, Lynn Elliot
1982.....	Moran, Elliot, Teresa Lawrence
1983.....	Moran, Lawrence
1984.....	Moran, Lawrence
1985.....	Moran, Lawrence
1986.....	Jerry Lumpkins
1987.....	Lumpkins
1988.....	Lumpkins
1989.....	Eileen Kleinfelter
1990.....	Kleinfelter
1991.....	Ada Gee

Jim Foster

1992.....	Karen Booker, Kamie Ethridge
1993.....	Ethridge, Debbie Patterson
1994.....	Ethridge, Patterson, Cindy Anderson
1995.....	Ethridge, Patterson, Anderson
1996.....	Ethridge, Patterson, Terri McMorrow
1997.....	Julie Plank, Kelly Stallworth, Kristin Becker
1998.....	Plank, Becker, Robyne Bostick, Henry Davenport
1999.....	Plank, Brad Smith, Erin O'Brien, Davenport
2000.....	Pete Gaudet, O'Brien, Debbie Black, Davenport,
2001.....	Gaudet, Kelley Meury, Chavonne Hammond, Davenport,
2002.....	Gaudet, Meury, Hammond, Davenport

Melanie Balcomb

2003.....	Stephanie Norman, Vicky Picott, Kristin Schneider
2004.....	Norman, Picott, Schneider
2005.....	Norman, Picott, Schneider
2006.....	Norman, Picott, Schneider
2007.....	Norman, Picott, Lisa Cermignano
2008.....	Picott, Cermignano, Kim Rosamond
2009.....	Picott, Cermignano, Rosamond
2010.....	Picott, Rosamond, Tom Garrick
2011.....	Picott, Rosamond, Garrick



COACHING HISTORY



Joe Pepper (1977-78)

Years	Won	Loss	Pct.	Home	Away	Neutral	SEC
1977-78	15	9	.625	10-2	5-5	0-2	—
1978-79	11	16	.407	7-5	3-8	1-3	—
1979-80	12	14	.462	6-5	3-7	3-2	—
3 Seasons	38	39	.493	23-12	11-20	4-7	—



Phil Lee (1981-91)

Years	Won	Loss	Pct.	Home	Away	Neutral	SEC
1980-81	12	16	.429	6-5	3-8	3-3	—
1981-82	20	14	.588	10-4	3-8	7-2	—
1982-83	12	14	.461	5-6	6-7	1-1	2-6
1983-84	23	9	.719	9-3	8-5	6-1	2-6
1984-85	14	13	.519	6-4	4-8	4-1	2-6
1985-86	22	9	.709	11-3	8-5	3-1	4-5
1986-87	23	10	.697	15-2	4-6	4-2	4-5
1987-88	18	10	.643	12-2	5-7	1-1	4-5
1988-89	21	8	.724	10-1	9-6	2-1	5-4
1989-90	23	11	.676	15-2	4-6	4-3	5-4
1990-91	19	12	.613	11-3	7-7	1-2	4-5
11 Seasons	207	126	.622	110-35	61-73	36-18	32-46



Jim Foster (1992-2002)

Years	Won	Loss	Pct.	Home	Away	Neutral	SEC
1991-92	22	9	.710	13-2	5-6	4-1	6-5
1992-93	30	3	.909	15-1	9-1	6-1	9-2
1993-94	25	8	.758	14-2	9-3	2-3	9-2
1994-95	28	7	.800	16-1	9-5	3-1	8-3
1995-96	23	8	.742	13-2	7-4	3-2	7-4
1996-97	20	11	.645	13-1	4-7	3-3	6-6
1997-98	20	9	.689	12-2	6-5	2-2	9-5
1998-99	13	14	.481	9-5	4-8	0-1	6-8
1999-00	21	13	.617	11-3	5-9	5-1	6-8
2000-01	24	10	.706	16-2	5-6	3-2	8-6
2001-02	30	7	.811	18-1	8-5	4-1	10-4
11 Seasons	256	99	.721	150-22	71-59	35-18	84-53



Melanie Balcomb (2003-Present)

Years	Won	Loss	Pct.	Home	Away	Neutral	SEC
2002-03	22	10	.687	11-2	8-5	3-3	9-5
2003-04	26	8	.765	11-3	7-4	8-1	8-6
2004-05	24	8	.750	11-3	9-3	4-2	10-4
2005-06	21	11	.656	13-2	6-7	2-2	8-6
2006-07	28	6	.824	15-1	7-4	6-1	10-4
2007-08	25	9	.735	14-3	7-4	4-2	11-3
2008-09	26	9	.743	15-1	6-7	5-1	10-4
2009-10	23	11	.676	12-4	8-6	3-1	9-7
2010-11	20	12	.625	12-3	6-7	2-2	10-6
9 Seasons	215	84	.719	114-22	64-47	37-15	85-45



SEC HONORS

SEC HONORS

Player of the Year

Chantelle Anderson 2002

Defensive POY

Jennifer Risper 2009

All-SEC

First-Team

Jence Rhoads 2011
Jence Rhoads 2010
Christina Wirth 2009
Christina Wirth 2008
Dee Davis 2007
Carla Thomas 2007
Dee Davis 2006
Ashley Earley 2005
Chantelle Anderson 2003
Chantelle Anderson 2002
Zuzi Klimesova 2002
Chantelle Anderson 2001
Zuzi Klimesova 2001
Na'Sheema Hillmon 1998
Sheri Sam 1996
Sheri Sam 1995
Heidi Gillingham 1994
Shelley Jarrard 1993
Heidi Gillingham 1993
Heidi Gillingham 1992
Wendy Scholtens 1991
Wendy Scholtens 1990
Wendy Scholtens 1989

All-SEC

Second-Team

Merideth Marsh 2010
Merideth Marsh 2009
Jennifer Risper 2009
Jennifer Risper 2008
Caroline Williams 2007
Caroline Williams 2006
Dee Davis 2005
Carla Thomas 2005
Jenni Benningfield 2004
Jenni Benningfield 2003
Ashley McElhiney 2002
Chantelle Anderson 2000
Zuzi Klimesova 2000
Lisa Ostrom 1998
Na'Sheema Hillmon 1997
Michelle Palmisano 1997

Mara Cunningham 1996
Angela Gorsica 1995
Julie Powell 1993
Deborah Denton 1989
Carolyn Peck 1988
Deborah Denton 1988

All-SEC

Honorable Mention

Donna Harris 1992
Donna Harris 1991

Coaches'

All-SEC Team (pre 1988)

Karen Booker 1987
Jackie Cowan 1986
Harriet Brumfield 1985
Harriet Brumfield 1983
Harriet Brumfield 1982

AP All-SEC

(First Team)

Christina Wirth 2009
Ashley Earley 2005
Chantelle Anderson 2003
Chantelle Anderson 2002
Zuzi Klimesova 2002
Chantelle Anderson 2001

AP All-SEC

(Second Team)

Jence Rhoads 2011
Jence Rhoads 2010
Dee Davis 2007
Carla Thomas 2007
Dee Davis 2006
Dee Davis 2005
Carla Thomas 2005
Jenni Benningfield 2004
Jenni Benningfield 2003
Ashley McElhiney 2002
Chantelle Anderson 2000
Zuzi Klimesova 2001
Lisa Ostrom 1997

AP All-SEC

(Third Team)

Carla Thomas 2004
Ashley McElhiney 2003

AP All-SEC

(Honorable Mention)

Stephanie Holzer 2011
Jennifer Risper 2009
Liz Sherwood 2006
Carla Thomas 2006

Freshman

of the Year

Donna Harris 1990
Wendy Scholtens 1988

Sixth Woman

of the Year

Stephanie Holzer 2011
Jessica Mooney 2008
Liz Sherwood 2007
Liz Sherwood 2006

Scholar-Athlete

Christina Wirth 2009
Hillary Hager 2004

Community

Service Team

Rebecca Silinski 2011
Jessica Mooney 2010
Christina Wirth 2009
Jennifer Risper 2008
Dee Davis 2007
Erica Grimaldi 2006
Ashley Earley 2005
Hillary Hager 2004
Venessa Ferragamo 2003
Zuzi Klimesova 2002
Candice Storey 2001
Chavonne Hammond 2000
Candice Storey 1999

Academic

Honor Roll

Renee Allen 1992
Kristin Becker ++1990
Jenni Benningfield +2004
Rhonda Blades ++1995
Tina Blair 1985
Barbara Brackman 1984
Ashlee Bridge 2010
Elan Brown 2011

Jeanie Carroll +1990
Jill Corbett 2003
Mara Cunningham 1996
Jillian Danker +++2003
Deborah Denton 1989
Christine Dunn +1992
Ashley Earley 2005
Venessa Ferragamo +2004
Heidi Gillingham +1994
Jill Goldberg ++1989
Angela Gorsica ++1997
Erica Grimaldi ++2006
Hillary Hager +2004
Chavonne Hammond +2000
Stephanie Holzer 2011
Jade Huntington ++1992
Katie Janky 1999
Shelley Jarrard 1993
Michelle Kennedy +1992
Zuzi Klimesova +++2003
Misty Lamb 1993
Lisa King ++1993
Lori King +1992
Amy Malo 2009
Sarah Mannes ++1992
Nicole Marcelli +1989
Merideth Marsh +2010
Jessica Mooney +2010
Jackie Munch +2002
Beth Ostendorf ++1999
Lisa Ostrom +1998
Michelle Palmisano ++1997
Julie Powell ++1994
Paige Redman +1999
Nettie Respondek +1997
Jence Rhoads ++2011
Jennifer Risper ++2009
Sheri Sam 1996
Wendy Scholtens +1990
Rebecca Silinski ++2011
Ashley Smith 2000
Gabby Smith 2011
Katie Smith +2003
Leslie Smith 1992
Candice Storey +++++2003
Cherish Stringfield 2005
Dana Turner 1986
Caroline Williams ++2007
Christina Wirth +++2009

+ denotes multiple awards



SEC HONORS/COMMODORE AWARDS

SEC HONORS

Freshman Academic

Honor Roll

Stephanie Holzer	2010
Gabby Smith	2010
Jordan Coleman	2009
Rebecca Silinski	2008
Amy Malo	2006
Christina Wirth	2006
Katie Eggers	2005
Caroline Williams	2004

Boyd McWhorter Award

Michelle Palmisano	1996
--------------------	------

Brad Davis SEC

Community Service Award

Rebecca Silinski	2011
------------------	------

Player of the Week

Stephanie Holzer	2/11
Hannah Tuomi	12/10
Merideth Marsh	11/09
Christina Wirth	2/09
Merideth Marsh	2/08
Caroline Williams	2/07
Dee Davis	2/05
Abi Ramsey	1/05
Carla Thomas	2/04
Jenni Benningfield	12/03
Chantelle Anderson	3/03
Zuzi Klimesova	1/02
Chantelle Anderson	12/01
Zuzi Klimesova	11/01
Zuzi Klimesova	1/00
Nettie Respondek	1/99
Sheri Sam	2/96
Heidi Gillingham	2/93
Julie Powell	1/93
Wendy Scholtens	1/91
Wendy Scholtens	2/90
Wendy Scholtens	1/90
Wendy Scholtens	12/90
Wendy Scholtens	12/90
Wendy Scholtens	1/89
Wendy Scholtens	1/89
Wendy Scholtens	2/88
Karen Booker	1/87
Karen Booker	1/86

Freshman of the Week

Stephanie Holzer	11/15/10
Tiffany Clarke	1/4/10
Tiffany Clarke	12/14/09
Hannah Tuomi	1/21/08

SEC All-Freshman Team

Stephanie Holzer	2011
Jasmine Lister	2011
Elan Brown	2010
Tiffany Clarke	2010
Jence Rhoads	2008
Hannah Tuomi	2008
Carla Thomas	2004

All-Tournament Team

Tiffany Clarke	2011
Christina Wirth^	2009
Jennifer Risper	2009
Carla Thomas^	2007
Christina Wirth	2007
Ashley Earley	2005
Carla Thomas^	2004
Chantelle Anderson	2002
Zuzi Klimesova^	2002
Chantelle Anderson^	2001
Ashley McElhiney	2001
Na'Sheema Hillmon	1995
Sheri Sam^	1995
Rhonda Blades	1994
Mara Cunningham^	1993
Misty Lamb	1993
Karen Booker	1987
Jackie Cowan	1986
Donna Atkinson	1984

^ denotes MVP

NCAA Final Four

All-Tournament

Heidi Gillingham	1993
------------------	------

NCAA Tournament

All-Region

Christina Wirth	2009
Carla Thomas	2005
Chantelle Anderson^	2002
Zuzi Klimesova	2002

COMMODORE AWARDS

Chantelle Anderson	2001
Zuzi Klimesova	2001
Sheri Sam	1996
Shelley Jarrard	1993
Mara Cunningham	1993
Shelley Jarrard	1992

NCAA Post-Grad Scholarship

Christina Wirth	2009
Candice Storey	2001
Michelle Palmisano	1997
Rhonda Blades	1995
Julie Powell	1994

WBCA Post-Grad Scholarship

Christina Wirth	2009
-----------------	------

Naismith

Finalists

Chantelle Anderson	2003
Chantelle Anderson	2002
Chantelle Anderson	2001
Sheri Sam	1996

Senior CLASS

Award Finalist

Christina Wirth	2009
Dee Davis	2007
Carla Thomas	2007
Chantelle Anderson	2003
Ashley McElhiney	2003

Senior CLASS

All-America - 1st Team

Christina Wirth	2009
-----------------	------

Sports Illustrated

Player of the Week

Feb. 8, 1993	Heidi Gillingham
Jan. 4, 1993	Julie Powell

Tenn. Sportswriters

Association

Chantelle Anderson	2002
Zuzi Klimesova	2002
Chantelle Anderson	2001
Zuzi Klimesova	2001
Michelle Palmisano	1997
Na'Sheema Hillmon	1997
Rhonda Blades	1995

Nashville Kiwanis Club Award

Jessica Mooney	2010
Nicole Jules	2006
Erica Grimaldi	2006
Ashley Earley	2005
Abi Ramsey	2005
Jenni Benningfield	2004
Hillary Hager	2004
Chantelle Anderson	2003
Ashley McElhiney	2003
Zuzi Klimesova	2002
Candice Storey	2001
Chavonne Hammond	2000
Katie Janky	1999
Na'Sheema Hillmon	1998
Lisa Ostrom	1998
Angela Gorsica	1997
Michelle Palmisano	1997
Mara Cunningham	1996
Ginger Jared	1996
Sheri Sam	1996

Walter Nipper

Sportsmanship

Hillary Hager	2003
Jessica Mooney	2010
Rebecca Silinski	2011

ESPN

Center of the Year

Chantelle Anderson	2002
--------------------	------



COMMODORE AWARDS

COMMODORE AWARDS

WBCA Defensive Player of the Year

Jennifer Risper 2009

WBCA

All-Americans

Chantelle Anderson 2003

Chantelle Anderson 2002

Sheri Sam 1996

Heidi Gillingham 1993

Wendy Scholtens 1990

WBCA

Honorable Mention

Christina Wirth 2009

Dee Davis 2007

Carla Thomas 2007

WBCA

All-Region Team

Jence Rhoads 2011

Christina Wirth 2009

Ashley Earley 2005

Chantelle Anderson 2003

Chantelle Anderson 2002

Chantelle Anderson 2001

Sheri Sam 1996

Heidi Gillingham 1993

Wendy Scholtens 1989

AP All-Americans - 1st Team

Chantelle Anderson 2002

AP All-Americans - 2nd Team

Chantelle Anderson 2003

Chantelle Anderson 2001

AP All-Americans -3rd Team

Sheri Sam 1996

AP All-Americans - HM

Jence Rhoads 2011

Dee Davis 2007

Carla Thomas 2007

Ashley Earley 2005

Jenni Benningfield 2003

Zuzi Klimesova 2002

Rhonda Blades 1995

Wade Trophy

Finalist

Chantelle Anderson 2003

Chantelle Anderson 2002

CoSIDA Academic

All-Americans

Christina Wirth 2009

Zuzi Klimesova 2002

Zuzi Klimesova 2001

Michelle Palmisano 1997

Michelle Palmisano 1996

Michelle Palmisano 1995

Julie Powell 1994

CoSIDA Academic

All-District

Christina Wirth 2008

Caroline Williams 2007

Hillary Hager 2004

Angela Gorsica 1997

UPI

All-American

Sheri Sam 1996

US Basketball

Writers Assoc. All-America

Chantelle Anderson 2003

Chantelle Anderson 2002

Chantelle Anderson 2001

Sheri Sam 1996

Heidi Gillingham 1993

US Basketball

Writers Assoc. Coach of Year

Jim Foster 1993

Women's Basketball

News Service

Sheri Sam 1996

Sheri Sam 1995

Heidi Gillingham 1993

Karen Booker 1987

Harriet Brumfield 1982

Barbara Brackman 1982

Women's Basketball

News Service

(Freshman Team)

Ashley Smith 1998

Na'Sheema Hillmon 1995

Wendy Scholtens 1988

Jackie Cowan 1983

Donna Atkinson 1983

Barbara Brackman 1982

Harriet Brumfield 1982

American Sports

Federation

Wendy Scholtens 1989

Deborah Denton 1988

Karen Booker 1987

Jackie Cowan 1986

Jackie Cowan 1983



ANNUAL STATISTICS

Season		G	FG-FGA	PCT	FT-FTA	PCT	3P-3PA	PCT.	REB-AVG	PF-D	A	B	ST	PTS-AVG
1977-78	Vanderbilt	24	721-1732	.416	312-471	.662			1218-50.8	425-15	236	N/A	N/A	1754-73.1
	Opponent		681-1847	.369	231-385	.600			1125-46.9	467-18	77	N/A	N/A	1593-66.4
1978-79	Vanderbilt	26	731-1735	.421	268-421	.637			1019-39.2	482-14	276	N/A	213	1730-66.5
	Opponent		724-1764	.410	314-458	.686			1112-42.8	476-14	219	N/A	201	1762-67.8
1979-80	Vanderbilt	26	766-1798	.426	256-404	.634			1021-39.3	568-21	287	N/A	286	1788-68.8
	Opponent		717-1703	.421	402-612	.657			1130-43.5	457-12	270	N/A	292	1836-70.6
1980-81	Vanderbilt	28	852-2056	.414	344-504	.683			1046-37.4	536-24	309	N/A	325	2048-73.1
	Opponent		902-1902	.474	359-525	.684			1310-46.8	526-16	377	N/A	283	2163-77.3
1981-82	Vanderbilt	34	1101-2396	.460	455-679	.670			1467-43.1	611-25	486	113	331	2657-78.1
	Opponent		1070-2529	.423	410-627	.653			1576-46.4	682-27	394	88	409	2550-75.0
1982-83	Vanderbilt	26	806-1723	.468	348-518	.672			1032-39.7	466-24	271	89	208	1958-75.3
	Opponent		805-1779	.453	338-513	.659			1112-42.8	495-22	296	51	230	1948-74.9
1983-84	Vanderbilt	32	1014-2234	.454	499-729	.684			1361-42.5	606-25	382	105	401	2527-79.0
	Opponent		905-2149	.421	434-651	.667			1398-43.7	647-18	381	84	268	2244-70.1
1984-85	Vanderbilt	27	858-1915	.448	338-509	.664			1156-42.8	510-18	382	104	282	2054-76.1
	Opponent		810-1810	.448	371-547	.678			1131-41.9	357	357	85	282	1991-73.7
1985-86	Vanderbilt	31	1053-2247	.469	431-695	.620			1415-45.6	602-23	458	133	376	2539-81.9
	Opponent		867-2093	.414	401-611	.656			1325-42.7	562-25	355	79	256	2145-69.2
1986-87	Vanderbilt	33	1081-2386	.453	502-751	.668			1484-45.0	592-22	523	164	439	2664-80.7
	Opponent		906-2191	.414	413-624	.662			1417-42.9	614-14	399	87	305	2215-67.1
1987-88	Vanderbilt	28	818-1768	.463	407-559	.728	63-177	.356	1219-43.5	483-12	399	166	279	2104-75.1
	Opponent		735-1919	.383	363-562	.646	69-230	.300	1150-41.1	500-14	271	53	278	1903-68.0
1988-89	Vanderbilt	29	865-1840	.470	541-703	.770	53-145	.366	1195-41.2	472-8	480	91	335	2324-80.1
	Opponent		788-1878	.420	318-478	.665	70-191	.367	1077-37.1	587-17	377	89	284	1964-67.7
1989-90	Vanderbilt	34	1029-2034	.506	575-755	.762	65-140	.464	1386-40.8	540-8	592	143	383	2698-79.4
	Opponent		908-2235	.406	403-538	.632	92-267	.345	1207-35.5	637-23	407	88	379	2311-68.0
1990-91	Vanderbilt	31	894-1878	.476	452-601	.752	84-196	.429	1249-40.3	485-10	571	188	284	2324-75.0
	Opponent		786-1968	.399	378-550	.687	118-343	.344	1133-36.6	532-10	405	52	264	2068-66.7
1991-92	Vanderbilt	31	907-1834	.495	408-608	.671	141-366	.385	1243-40.1	499	525	196	293	2263-76.2
	Opponent		732-1955	.374	322-499	.645	112-357	.314	1154-37.2	583	403	53	246	1898-61.2
1992-93	Vanderbilt	33	916-1851	.495	439-619	.709	187-516	.362	1208-36.6	454-6	596	165	285	2485-74.5
	Opponent		760-2027	.375	309-449	.688	132-433	.305	1191-36.1	600	404	53	283	1961-59.4
1993-94	Vanderbilt	33	967-1975	.490	498-708	.703	220-551	.399	1288-39.0	550-16	666	169	279	2652-80.4
	Opponent		806-2096	.385	425-596	.713	172-510	.337	1220-37.0	646	422	58	272	2209-66.9
1994-95	Vanderbilt	35	1084-2167	.484	544-778	.699	185-507	.365	1611-46.0	542-11	676	193	300	2825-80.7
	Opponent		727-2125	.342	366-575	.637	160-534	.300	1149-32.8	678	398	75	287	1980-56.6
1995-96	Vanderbilt	31	879-1885	.466	470-659	.713	155-405	.383	1326-42.8	522-8	589	189	258	2383-76.9
	Opponent		725-1938	.374	403-591	.682	155-453	.342	1080-34.8	557	419	87	283	2008-64.8
1996-97	Vanderbilt	31	799-1908	.419	352-583	.604	190-526	.361	1334-43.0	522-7	485	172	286	2140-69.0
	Opponent		672-1892	.355	385-565	.681	119-465	.256	1226-39.5	558	384	85	271	1848-59.6
1997-98	Vanderbilt	29	740-1659	.446	370-560	.661	124-363	.342	1102-38.0	490-11	476	108	262	1974-68.1
	Opponent		667-1710	.390	379-523	.725	146-463	.315	1025-35.3	496	387	49	236	1859-64.1
1998-99	Vanderbilt	27	693-1573	.441	424-689	.615	96-307	.313	1086-40.2	511-6	416	144	223	1906-70.6
	Opponent		634-1648	.385	417-621	.671	130-418	.311	1019-37.7	571	373	61	235	1815-67.2
1999-00	Vanderbilt	34	875-1864	.469	422-660	.639	130-367	.354	1242-36.5	607-14	573	131	276	2302-67.7
	Opponent		676-1842	.367	447-676	.661	113-350	.323	1119-32.9	617	346	59	258	1912-56.2
2000-01	Vanderbilt	34	984-1806	.545	448-601	.745	210-503	.417	1196-35.2	502-10	709	77	177	2626-77.2
	Opponent		831-2040	.407	313-460	.680	178-479	.372	956-28.1	607	461	65	253	2153-63.3
2001-02	Vanderbilt	37	988-1897	.521	531-696	.763	177-476	.372	1266-34.2	458-4	605	83	208	2684-72.5
	Opponent		835-2109	.396	285-413	.690	165-535	.308	1008-27.2	670	421	66	233	2120-57.3
2002-03	Vanderbilt	32	867-1691	.513	425-594	.715	209-531	.394	1054-32.9	492-12	492	96	263	2368-74.0
	Opponent		757-1897	.399	349-483	.723	186-555	.335	1054-32.9	598	441	81	274	2049-64.0
2003-04	Vanderbilt	34	878-1886	.466	455-646	.704	187-500	.374	1255-36.9	592-10	554	95	330	2398-70.5
	Opponent		750-1909	.393	398-565	.704	189-589	.321	1109-32.6	627	441	102	296	2087-61.4
2004-05	Vanderbilt	32	928-1885	.492	421-565	.745	203-520	.390	1108-34.6	479-9	548	71	323	2480-77.5
	Opponent		709-1712	.414	330-484	.682	160-500	.320	999-31.2	535	383	90	227	1908-59.6
2005-06	Vanderbilt	32	823-1718	.479	406-531	.765	187-481	.389	1059-33.1	534-10	570	76	262	2239-70.0
	Opponent		727-1797	.405	339-495	.685	161-511	.315	1038-32.4	562	424	87	286	1954-61.1
2006-07	Vanderbilt	34	944-1866	.506	498-662	.752	209-478	.437	1155-34.0	653-10	613	95	281	2595-76.3
	Opponent		728-1876	.388	491-715	.687	159-534	.298	1103-32.4	602	381	92	294	2106-61.9
2007-08	Vanderbilt	34	902-1937	.466	394-590	.668	218-572	.381	1248-36.7	618-6	544	100	335	2416-71.1
	Opponent		670-1825	.367	425-622	.683	161-551	.292	1129-33.2	574	371	111	237	1926-56.6
2008-09	Vanderbilt	35	926-2042	.453	450-614	.733	214-602	.355	1207-34.5	582-4	542	67	355	2516-71.9
	Opponent		765-1886	.406	366-533	.687	165-511	.323	1197-34.2	619	406	87	181	2061-58.9
2009-10	Vanderbilt	34	865-1909	.453	442-642	.688	196-534	.367	1227-36.1	605-12	508	82	248	2368-69.6
	Opponent		794-2022	.393	391-604	.647	171-568	.301	1247-36.7	644	448	111	234	2150-63.2
2010-11	Vanderbilt	32	818-1813	.451	465-660	.705	180-516	.349	1224-38.2	570-13	490	111	198	2281-71.3
	Opponent		741-1955	.379	405-589	.688	165-537	.307	1165-36.4	590	362	97	243	2052-64.1



YEARLY LEADERS

Points

Season	Player	Points	Avg.
2010-11	Jasmine Lister	377	11.8
2009-10	Merideth Marsh	514	15.1
2008-09	Christina Wirth	582	16.6
2007-08	Christina Wirth	446	13.1
2006-07	Carla Thomas	551	16.2
2005-06	Carla Thomas	373	12.4
2004-05	Ashley Earley	589	18.4
2003-04	Jenni Benningfield	433	13.1
2002-03	Chantelle Anderson	581	18.2
2001-02	Chantelle Anderson	765	20.7
2000-01	Chantelle Anderson	722	21.2
1999-00	Chantelle Anderson	536	15.8
1998-99	Jennifer Holmes	288	10.7
1997-98	Na'Sheema Hillmon	376	13.0
1996-97	Michelle Palmisano	377	12.2
1995-96	Sheri Sam	612	20.4
1994-95	Sheri Sam	544	15.5
1993-94	Heidi Gillingham	500	15.2
1992-93	Heidi Gillingham	482	14.6
1991-92	Donna Harris	391	12.6
1990-91	Wendy Scholtens	664	21.4
1989-90	Wendy Scholtens	855	25.2
1988-89	Wendy Scholtens	653	22.5
1987-88	Wendy Scholtens	430	15.4
1986-87	Karen Booker	623	19.0
1985-86	Jackie Cowan	633	20.4
1984-85	Harriet Brumfield	393	14.6
1983-84	Donna Atkinson	510	15.9
1982-83	Harriet Brumfield	430	16.5
1981-82	Harriet Brumfield	671	19.7
1980-81	Gayle Kinzer	587	21.0
1979-80	Aljeanette Bramlett	439	18.3
1978-79	Ann Morrow	374	14.4
1977-78	Karen McGinn	395	16.5

Rebounds

Season	Player	Reb	Avg.
2010-11	Stephanie Holzer	168	6.0
	Hannah Tuomi	191	6.0
2009-10	Hannah Tuomi	190	5.6
2008-09	Jennifer Risper	199	5.7
2007-08	Jennifer Risper	215	6.3
2006-07	Carla Thomas	217	6.4
2005-06	Carla Thomas	178	5.9
2004-05	Ashley Earley	300	9.4
2003-04	Ashley Earley	229	6.7
2002-03	Jenni Benningfield	253	7.9
2001-02	Zuzi Klimesova	268	7.2
2000-01	Zuzi Klimesova	276	8.1
1999-00	Zuzi Klimesova	250	7.4
1998-99	Jennifer Holmes	241	8.9
1997-98	Lisa Ostrom	195	6.7
1996-97	Na'Sheema Hillmon	255	8.2
1995-96	Sheri Sam	215	7.2
1994-95	Sheri Sam	291	8.3
1993-94	Sheri Sam	206	6.2
1992-93	Heidi Gillingham	242	7.3
1991-92	Heidi Gillingham	242	7.8
1990-91	Wendy Scholtens	333	10.7
1989-90	Wendy Scholtens	389	11.4
1988-89	Wendy Scholtens	315	10.9
1987-88	Wendy Scholtens	235	8.4
1986-87	Karen Booker	389	11.8
1985-86	Karen Booker	338	10.9

1984-85	Harriet Brumfield	199	7.4
1983-84	Harriet Brumfield	301	9.4
1982-83	Barbara Brackman	227	8.7
1981-82	Harriet Brumfield	361	10.6
1980-81	Gayle Kinzer	238	8.5
1979-80	Aljeanette Bramlett	180	7.5
1978-79	Teresa Lawrence	251	9.7
1977-78	Jan Jordan	245	10.7

Assists

Season	Player	Assists	Avg.
2010-11	Jence Rhoads	140	4.8
2009-10	Jence Rhoads	161	5.0
2008-09	Jence Rhoads	132	3.8
2007-08	Jence Rhoads	114	3.4
2006-07	Dee Davis	189	5.6
2005-06	Dee Davis	212	6.8
2004-05	Dee Davis	192	6.0
2003-04	Dee Davis	137	4.7
2002-03	Ashley McElhiney	219	7.3
2001-02	Ashley McElhiney	159	4.3
2000-01	Ashley McElhiney	191	6.2
1999-00	Chavonne Hammond	121	3.6
1998-99	Ashley Smith	148	5.5
1997-98	Ashley Smith	193	6.7
1996-97	Nettie Respondek	130	4.2
1995-96	Ginger Jared	139	4.5
1994-95	Rhonda Blades	147	4.2
1993-94	Ginger Jared	183	5.5
1992-93	Rhonda Blades	156	4.7
1991-92	Jade Huntington	125	4.0
1990-91	Jade Huntington	142	4.9
1989-90	Jade Huntington	100	3.3
1988-89	Deborah Denton	140	4.8
1987-88	Deborah Denton	111	4.1
1986-87	Deborah Denton	156	4.9
1985-86	Donna Atkinson	82	2.6
1984-85	Barbara Brackman	88	3.5
1983-84	Lori Gross	140	4.4
1982-83	Donna Atkinson	78	3.0
1981-82	Cathy Bender	262	7.7
1980-81	Allison Floyd	116	4.5
1979-80	Allison Floyd	111	4.3
1978-79	Allison Floyd	116	4.5
1977-78	Allison Floyd	101	4.2

Steals

Season	Player	Steals	Avg.
2010-11	Jence Rhoads	30	1.0
2009-10	Jessica Mooney	49	1.4
2008-09	Jennifer Risper	81	2.3
2007-08	Jennifer Risper	91	2.7
2006-07	Dee Davis	70	2.1
2005-06	Dee Davis	66	2.1
2004-05	Ashley Earley	67	2.1
2003-04	Hillary Hager	55	1.6
2002-03	Abi Ramsey	52	1.6
2001-02	Zuzi Klimesova	54	1.4
2000-01	Zuzi Klimesova	42	1.2
1999-00	Chavonne Hammond	67	1.9
1998-99	Ashley Smith	59	2.2
1997-98	Ashley Smith	59	2.0
1996-97	Na'Sheema Hillmon	61	2.0
1995-96	Sheri Sam	51	1.7
1994-95	Sheri Sam	70	2.0

1993-94	Rhonda Blades	62	1.9
1992-93	Rhonda Blades	64	1.9
1991-92	Jade Huntington	72	2.3
1990-91	Jade Huntington	73	2.5
1989-90	Jade Huntington	87	2.9
1988-89	Deborah Denton	92	3.2
1987-88	Deborah Denton	82	3.0
1986-87	Deborah Denton	123	3.8
1985-86	Karen Booker	87	2.8
1984-85	Donna Atkinson	68	2.5
1983-84	Donna Atkinson	89	2.8
1982-83	Donna Atkinson	67	2.6
1981-82	Cathy Bender	111	3.3
1980-81	Eva Lemeh	94	3.5
1979-80	Cathy Bender	82	3.2
1978-79	Allison Floyd	52	2.0

Current players in **boldface**.



USA BASKETBALL/ALL-AMERICANS

USA BASKETBALL

Vanderbilt players have earned seven gold, three bronze and two silver medals in international competition.

Chantelle Anderson

2001	World University Games, Gold Medal
2000	USA Basketball Select Team
2000	R. William Jones Cup, Gold Medal
1998	World Youth Games Team, Bronze Medal

Jenni Benningfield

2003	USA Pan American Games Team, Silver Medal
------	---

Karen Booker

1991	World University Games, Gold Medal
------	------------------------------------

Mara Cunningham

1993	US Olympic Festival - South Team
	Junior World Championship Team

Angela Gorsica

1995	R. William Jones Cup, Bronze Medal
1994	R. William Jones Cup, Gold Medal
1993	US Olympic Festival - East Team

Chavonne Hammond

1996	US Junior National Team, Silver Medal
------	---------------------------------------

Ashley McElhiney

2001	World University Games, Gold Medal
------	------------------------------------

Sheri Sam

1996	R. William Jones Cup, Gold Medal
1995	R. William Jones Cup, Bronze Medal
1993	US Olympic Festival - South Team

Christina Wirth

2005	USA U19 World Championship, Gold Medal
------	--

Notable Accomplishments

- Jenni Benningfield was named a team captain for the 2003 USA Basketball Pan American Games squad that won a silver medal.
- Chantelle Anderson and Ashley McElhiney were teammates on the 2001 World University Games team that won a gold medal. Also working with the US team were Vanderbilt managers Kristen Carter and Chanell Sutton. Carter and Sutton worked the training camps in Colorado Springs while Sutton traveled with the team to China.
- Zuzi Klimesova competed in the 2001 World University Games for her native Czech Republic and won a bronze medal. Her complete statistics were not available, but she did total 19 rebounds and nine points in a 91-71 win over Lithuania for the bronze medal.
- Sheri Sam was selected to the 10-member senior College All-Star team which played an exhibition game against the USA Basketball Women's National Team on April 6, 1996. Sam led the All-Stars with 18 points, second only to USA's Lisa Leslie with 28, and was the second-leading rebounder with four.
- Karen Booker played on the 1991 US World University Games team and won a gold medal. She averaged 5.3 points and 4.8 rebounds a game. She also totaled 11 steals.
- Vanderbilt players have earned six gold, three bronze and one silver medal in International competition.

KODAK ALL-AMERICANS

Wendy Scholtens • 1990

Wendy Scholtens, a 6-4 center from Ft. Smith Arkansas, holds the Vanderbilt record for most rebounds in a career. She holds a total of 15 Commodore records, including all of the free throw categories. She was the SEC Freshman of the Year and earned All-SEC honors three times, while earning All-SEC Academic Honors twice. She was also selected SEC Player of the Week eight times. She is the only woman at Vanderbilt to have her jersey retired. She was inducted into the Tennessee Sports Hall of Fame in 1999 and Vanderbilt Hall of Fame in 2009.

Heidi Gillingham • 1993

Heidi Gillingham, a 6-8 center from Floresville, Texas, holds six Vanderbilt records, including an SEC record 131 blocks in a season. Gillingham is the tallest player in Vanderbilt history. She was a three-time All-SEC first team selection and was chosen SEC Player of the Week once. She was selected to the 1993 NCAA Final Four All-Tournament Team and was named *Sports Illustrated* National Player of the Week. She was also named Homecoming Queen at Vanderbilt. She was inducted into the Tennessee Sports Hall of Fame in 2000 and Vanderbilt Hall of Fame in 2010.

Sheri Sam • 1996

Sheri Sam, a 6-1 forward from Dusen, La., is the third Kodak All-American from Vanderbilt. Sam ranks in five statistical categories and totaled double digits in scoring in 77 games and in rebounding in 22 games. She was selected SEC Player of the Week once and was a two-time All-SEC team selection. She was also named to the SEC Academic Honor Roll. Sam was a Naismith Finalist in 1996 and was named to the 1996 NCAA Tournament All-Regional Team.

Chantelle Anderson • 2002, 2003

Chantelle Anderson is Vanderbilt's first two-time Kodak All-American earning the honor her junior and senior seasons. She was the first Commodore to earn SEC Player of the Year honors (2002) and was also named ESPN The Magazine Center of the Year. She was named MVP of the NCAA Midwest Regional and was a Naismith Finalist in 2001, 2002 and 2003. As a sophomore, the 6-6 center from Vancouver, Wash., set the NCAA record for field goal percentage connecting on 292-404 from the field for a 72.3 percentage. She is also the VU career leader in points with 2,604 points. She was inducted into the Vanderbilt Hall of Fame in 2008.



INDIVIDUAL GAME RECORDS

Minutes Played

T-1. Karen McGinn vs. Auburn (20Ts), 12-13-78	50
T-1. Ann Morrow vs. Auburn (20Ts), 12-13-78	50
3. Wendy Scholtens vs. Auburn (20Ts), 1-20-90	49
T-4. Jence Rhoads at Florida (20Ts), 2-6-11	48
T-4. Dee Davis at Mississippi State (20Ts), 2-3-05	48
T-4. Carla Thomas at Mississippi State (20Ts), 2-3-05	48
T-7. Jasmine Lister at Florida (20Ts), 2-6-11	47
T-7. Zuzi Klimesova vs. Kansas (20Ts), 3-18-00	47
T-9. Chavonne Hammond vs. Kansas (20Ts), 3-18-00	46
T-9. Ashley Smith vs. George Washington (20Ts), 12-22-98	46
T-11. Angela Puleo vs. Florida (20Ts), 2-6-11	45
T-11. Merideth Marsh (3x), last vs. DePaul, 3-21-10	45
T-11. Donna Atkinson (3x), last vs. Ole Miss, 12-3-83	45
T-11. Jence Rhoads (2x), last vs. DePaul, 3-21-10	45
T-11. Jennifer Risper at Indiana State, 11-14-07	45
T-11. Christina Wirth at Indiana State, 11-14-07	45
T-11. Eight others, including Dee Davis vs. Georgia, 2-28-05	45

Most Points

1. Chantelle Anderson vs. Mississippi State, 2-8-01	41
2. Chantelle Anderson vs. Portland State, 12-23-01	40
T-3. Sheri Sam vs. Harvard, 3-15-96	39
T-3. Wendy Scholtens vs. Memphis State, 1-24-90	39
5. Jackie Cowan vs. Cheyney State, 2-9-86	37
6. Wendy Scholtens vs. David Lipscomb, 1-9-90	36
T-7. Chantelle Anderson vs. Tennessee, 2-27-03	35
T-7. Chantelle Anderson vs. Tennessee, 3-25-02	35
T-7. Chantelle Anderson vs. James Madison, 12-2-01	35
T-7. Donna Harris vs. Northern Illinois, 1-3-91	35
T-7. Gayle Kinzer vs. Belmont, 11-21-81	35
T-12. Jenni Benningfield vs. Louisville, 11-29-03	34
T-12. Chantelle Anderson vs. Iowa State, 3-24-01	34
T-12. Wendy Scholtens vs. Butler, 11-24-90	34
T-12. Wendy Scholtens vs. UT-Chattanooga, 2-7-90	34
T-12. Wendy Scholtens vs. Louisville, 1-4-89	34
T-12. Jackie Cowan vs. Providence, 12-8-85	34
T-12. Jackie Cowan vs. Tennessee Tech, 12-13-83	34
T-12. Barbara Brackman vs. Tennessee, 12-6-82	34
20. Carla Thomas at Mississippi State, 2-3-05	33
T-21. Carla Thomas at UAB, 11-30-06	32
T-21. Carla Thomas at Auburn, 1-13-05	32

Freshman Scoring Record

1. Barbara Brackman vs. Tennessee, 2-26-82	34
2. Harriet Brumfield vs. Western Kentucky, 12-4-81	33
3. Barbara Brackman vs. Austin Peay, 12-2-81	32
4. Barbara Brackman vs. Duke, 3-13-82	29
T-4. Harriet Brumfield vs. Delta State, 2-20-82	29
T-4. Harriet Brumfield vs. Northwestern, 11-27-81	29
7. Chantelle Anderson vs. Georgia, 1-30-00	28
8. Tiffany Clarke vs. ETSU, 12-29-09	27

Field Goals Made

1. Chantelle Anderson vs. Portland State, 12-23-00	19
T-2. Wendy Scholtens vs. Memphis State, 1-24-90	17
T-2. Jackie Cowan vs. Tennessee Tech, 12-13-84	17
T-4. Carla Thomas at Mississippi State, 2-3-05	16
T-4. Chantelle Anderson vs. Iowa State, 3-24-01	16
T-4. Gayle Kinzer vs. Belmont, 1-19-81	16
T-7. Chantelle Anderson vs. Wisconsin-Milwaukee, 11-30-01	15
T-7. Zuzi Klimesova vs. Fordham, 11-27-99	15
T-7. Sheri Sam vs. Harvard, 3-15-96	15
T-7. Wendy Scholtens vs. David Lipscomb, 1-9-90	15
T-7. Jackie Cowan vs. Cheyney State, 2-9-86	15
T-7. Harriet Brumfield vs. Western Kentucky, 12-4-82	15
T-7. Barbara Brackman vs. Tennessee, 1-4-82	15

Field Goals Attempted

1. Eva Lemeh vs. Georgia, 2-16-81	31
2. Eva Lemeh vs. Tennessee Tech, 1-12-81	30
T-3. Eva Lemeh vs. East Tennessee State, 1-15-81	29
T-3. Gayle Kinzer vs. Belmont, 12-8-80	29
5. Gayle Kinzer vs. Belmont, 1-19-81	28
6. Carla Thomas at Mississippi State, 2-3-05	25
7. Christina Wirth vs. Georgia, 3-6-09	23

Field Goal Percentage

(min. 10 FGM)

1. Heidi Gillingham vs. Arkansas, 2-16-93	1.000 (12-12)
T-2. Hannah Tuomi vs. Florida, 2-24-10	1.000 (10-10)
T-2. Wendy Scholtens vs. Campbell, 11-23-91	1.000 (10-10)
T-2. Misty Lamb vs. Tennessee, 2-22-90	1.000 (10-10)
5. Chantelle Anderson vs. Portland State, 12-23-00	.950 (19-20)
6. Wendy Scholtens vs. Missouri-KC, 1-30-88	.929 (13-14)
T-7. Mara Cunningham vs. Eastern Kentucky, 1-3-96	.923 (12-13)
T-7. Wendy Scholtens vs. Middle Tenn., 2-6-91	.923 (12-13)
T-9. Ashley Earley vs. Tennessee, 2-13-05	.917 (11-12)
T-9. Zuzi Klimesova vs. LSU, 1-27-02	.917 (11-12)
T-9. Sheri Sam vs. Wingate, 12-28-95	.917 (11-12)
T-12. Liz Sherwood at Clemson, 11-20-07	.909 (10-11)
T-12. Christina Wirth vs. Arkansas, 1-4-07	.909 (10-11)
T-12. Chantelle Anderson vs. Duquesne, 1-6-03	.909 (10-11)
T-12. Heidi Gillingham vs. Texas Southern, 12-7-93	.909 (10-11)
16. Chantelle Anderson vs. Mississippi State, 2-8-01	.882 (15-17)
17. Carolyn Peck vs. West Virginia, 12-11-87	.875 (14-16)

3-Pointers Made

T-1. Merideth Marsh vs. Florida, 2-12-09	8
T-1. Abi Ramsey vs. Florida, 1-30-05	8
T-3. Caroline Williams, 2x, last vs. William & Mary, 12-30-05	7
T-3. Jillian Danker vs. Idaho State, 3-17-01	7
T-3. Julie Powell vs. Auburn, 2-17-91	7
T-6. Angela Puleo vs. Ole Miss, 1-30-11	6
T-6. Merideth Marsh, 2x, last vs. South Carolina, 2-28-10	6
T-6. Caroline Williams, 5x, last vs. South Carolina, 2-18-07	6
T-6. Abi Ramsey, 4x, last vs. Siena, 11-27-04	6
T-6. Paige Redman, 3x, last vs. Cal-Santa Barbara, 12-13-98	6
T-6. Michelle Palmisano, 3x, last vs. South Carolina, 1-5-97	6
T-6. Shelley Jarrard, 2x, last vs. Auburn, 2-21-93	6
T-6. Christina Wirth vs. Cal State Fullerton, 12-4-08	6
T-6. Jillian Danker vs. LSU, 3-2-01	6
T-6. Nettie Respondek vs. Arkansas, 1-12-97	6
T-6. Rhonda Blades vs. Mississippi State, 1-29-95	6
T-6. Julie Powell vs. Texas Tech, 11-20-93	6

3-Pointers Attempted

1. Christina Wirth (5-17) vs. Maryland, 3-28-09	17
T-2. Caroline Williams (6-15) at N.C. State, 11-30-05	15
T-2. Rhonda Blades (3-15) vs. Montana, 11-17-94	15
T-4. Jasmine Lister (2-13) at Virginia Tech, 12-30-10	13
T-4. Merideth Marsh, 2x, last (8-13) vs. Florida, 2-12-09	13
T-4. Caroline Williams (4-13) vs. Ole Miss, 1-7-07	13
T-4. Abi Ramsey (8-13) vs. Florida, 1-30-05	13
T-4. Abi Ramsey (3-13) vs. Tennessee, 2-13-05	13
T-4. Michelle Palmisano (6-13) vs. South Carolina, 1-5-97	13
T-10. Merideth Marsh (2-12) vs. Montana, 3-22-08	12
T-10. Caroline Williams (6-12) vs. Mississippi State, 2-15-07	12
T-10. Abi Ramsey (2-12) vs. Louisville, 1-2-03	12
T-10. Michelle Palmisano (5-12) vs. Washington, 3-15-97	12
T-10. Paige Redman (6-12) vs. DePaul, 2-19-97	12
T-10. Julie Powell (6-12) vs. Texas Tech, 3-28-94	12
T-10. Shelley Jarrard (3-12) vs. Florida, 1-24-93	12
T-10. Shelley Jarrard (6-12) vs. Auburn, 2-21-93	12

Current players in boldface.



INDIVIDUAL GAME RECORDS

3-Point Percentage

(min. 4 FGM)

1. Christina Wirth (6-6) vs. Cal State Fullerton, 12-2-08	1.000
T-2. Angela Puleo (5-5) vs. Delaware, 12-29-10	1.000
T-2. Merideth Marsh (5-5), 2x, last vs. Alabama, 2-1-09	1.000
T-2. Christina Wirth (5-5) vs. Florida, 3-2-07	1.000
T-2. Hillary Hager (5-5) vs. Boston College, 3-24-03	1.000
T-2. Jillian Danker (5-5) vs. Tennessee, 2-22-01	1.000
T-7. Christina Wirth (4-4), 2x, last vs. Belmont, 11-23-07	1.000
T-7. Ashley McElhiney (4-4), 3x, last vs. Harvard, 12-1-02	1.000
T-7. Abi Ramsey (4-4) vs. Vermont, 12-22-01	1.000
T-7. Shelley Jarrard (4-4) vs. Southwest Missouri, 12-5-92	1.000
T-7. Deborah Denton (4-4), 2x, last vs. Ole Miss, 1-13-88	1.000
T-12. Merideth Marsh (5-6), 2x, last vs. N.C. State, 11-28-09	0.833
T-12. Christina Wirth (5-6) vs. Florida, 2-12-09	0.833
T-12. Abi Ramsey (5-6) vs. Florida, 3-6-03	0.833
T-12. Ashley McElhiney (5-6), 2x, last vs. Iowa State, 3-24-01	0.833

Free Throws Made

T-1. Ashley McElhiney vs. LSU, 2-15-01	18
T-1. Wendy Scholtens vs. Tennessee Tech, 1-11-89	18
T-3. Chantelle Anderson vs. Tennessee, 2-27-03	15
T-3. Deborah Denton vs. Alabama, 2-4-89	15
T-5. Chantelle Anderson vs. North Carolina, 3-23-02	14
T-5. Ashley McElhiney vs. Tennessee, 3-1-01	14
T-5. Rhonda Blades vs. Alabama, 12-13-92	14
T-5. Wendy Scholtens vs. Virginia, 11-26-89	14
T-5. Harriet Brumfield vs. Tennessee State, 2-6-82	14
T-10. Wendy Scholtens vs. Alabama, 2-3-90	13
T-11. Merideth Marsh vs. Alabama, 1-28-10	12
T-11. Dee Davis vs. South Carolina, 1-9-05	12
T-13. Christina Foggie vs. Western Kentucky, 12-21-10	11
T-13. Hannah Tuomi vs. Southern Illinois, 12-7-10	11
T-15. Stephanie Holzer vs. Howard, 11-14-10	10
T-15. Merideth Marsh vs. Georgia, 3-3-07	10
T-15. Carla Thomas vs. Charleston Southern, 11-25-05	10
T-15. Dee Davis vs. Florida, 2-20-05	10

Free Throws Attempted

1. Ashley McElhiney vs. LSU, 2-15-01	19
2. Wendy Scholtens vs. Tennessee Tech, 1-11-89	18
T-3. Chantelle Anderson vs. Tennessee, 2-27-03	17
T-3. Karen Booker vs. Louisville, 2-18-86	17
T-5. Chantelle Anderson vs. North Carolina, 3-23-02	16
T-5. Ashley McElhiney vs. Tennessee, 3-1-01	16
T-5. Chantelle Anderson vs. James Madison, 12-2-00	16
T-5. Jennifer Holmes vs. Georgia, 2-14-98	16
T-5. Harriet Brumfield vs. Alabama, 2-85	16
T-10. Hannah Tuomi vs. Southern Illinois, 12-7-10	15
T-10. Karen Booker vs. Illinois, 2-2-86	15
T-10. Harriet Brumfield vs. Tennessee State, 2-6-82	15

Free Throw Percentage

(min. 10 made)

1. Wendy Scholtens (18-18) vs. Tennessee Tech, 1-1-89	1.000
2. Deborah Denton (15-15) vs. Alabama, 2-4-89	1.000
T-3. Merideth Marsh (12-12) vs. Alabama, 1-28-10	1.000
T-3. Wendy Scholtens (12-12) vs. Mississippi State, 1-6-91	1.000
T-3. Wendy Scholtens (12-12) vs. Butler, 11-24-90	1.000
T-3. Wendy Scholtens (12-12) vs. LSU, 2-17-90	1.000
T-3. Wendy Scholtens (12-12) vs. Morehead, 12-16-89	1.000
T-3. Wendy Scholtens (12-12) vs. Wright, 12-10-89	1.000
9. Christina Foggie (11-11) vs. Western Kentucky, 12-21-10	1.000
T-10. Merideth Marsh (10-10) vs. Georgia, 3-3-07	1.000

T-10. Carla Thomas (10-10) vs. Charleston Southern, 11-25-05	1.000
T-10. Dee Davis (10-10) vs. Florida, 2-20-05	1.000
T-10. Jenni Benningfield (10-10) at Arkansas, 1-29-04	1.000
T-10. Deborah Denton (10-10) vs. Louisville, 1-4-89	1.000
T-10. Harriet Brumfield (10-10) vs. Florida, 1-29-84	1.000
16. Ashley McElhiney (18-19) vs. LSU, 2-15-01	0.947

Rebounds

T-1. Wendy Scholtens vs. David Lipscomb, 1-9-90	22
T-1. Wendy Scholtens vs. Wright State, 12-10-89	22
T-1. Barbara Brackman vs. Union, 1-4-83	22
T-4. Wendy Scholtens vs. Louisville, 1-4-89	21
T-4. Karen Booker vs. Ole Miss, 1-8-87	21
T-6. Wendy Scholtens vs. Notre Dame, 1-8-89	20
T-6. Harriet Brumfield vs. Kentucky, 1-22-84	20
T-6. Harriet Brumfield vs. Western Kentucky, 12-11-82	20
T-6. Jan Jordan vs. Sewanee, 1978	20
T-10. Jennifer Holmes vs. Florida, 2-24-99	19
T-10. Wendy Scholtens vs. Loyola (Calif.), 11-30-90	19
T-10. Wendy Scholtens vs. Morehead State, 12-16-89	19
T-10. Karen Booker vs. Mississippi State, 1-25-86	19
T-10. Teresa Lawrence vs. Florida, 1-29-79	19
T-10. Jan Jordan vs. David Lipscomb, 12-78	19
T-16. Tiffany Clarke vs. Kentucky, 3-5-11	17
T-16. Carla Thomas at Mississippi State, 2-3-05	17

Assists

1. Ashley McElhiney vs. Louisville, 1-2-03	17
2. Ashley Smith vs. Hampton, 11-29-98	15
T-3. Cathy Bender vs. UT-Chattanooga, 2-23-82	14
T-3. Cathy Bender vs. Tennessee, 1-4-82	14
T-3. Cathy Bender vs. Belmont, 12-20-81	14
T-6. Ashley McElhiney vs. Tennessee-Martin, 12-22-02	13
T-6. Ashley Smith vs. Washington, 12-6-97	13
T-6. Barbara Brackman vs. Northern Illinois, 12-22-84	13
T-6. Allison Floyd vs. Alabama, 11-19-80	13
T-10. Dee Davis vs. UAB, 11-30-06	12
T-10. Katie Antony at Saint Louis, 12-21-03	12
T-10. Ashley McElhiney, 3x, last vs. Purdue, 12-7-02	12
T-10. Ashley Smith, 4x, last vs. Fairfield, 12-22-99	12
T-10. Ginger Jared vs. Florida, 3-5-94	12
T-10. Donna Harris vs. Texas Southern, 12-7-93	12
T-10. Lori Gross vs. Georgia, 1-14-84	12

Steals

1. Eva Lemeh vs. Murray State, 12-13-80	11
T-2. Karen Booker vs. Georgia, 2-15-87	9
T-2. Deborah Denton vs. New Mexico State, 1-5-87	9
T-2. Cathy Bender vs. East Tennessee State, 1-28-82	9
T-5. Jade Huntington vs. Butler, 11-24-90	8
T-5. Jade Huntington vs. Tennessee State, 12-5-89	8
T-5. Karen Booker vs. Southwest Missouri, 12-29-85	8
T-5. Cathy Bender vs. Western Kentucky, 12-4-81	8

Blocked Shots

T-1. Angela Gorsica vs. Wingate, 12-28-95	10
T-1. Heidi Gillingham vs. Middle Tennessee, 1-30-92	10
3. Heidi Gillingham vs. Tennessee State, 12-10-91	9
T-4. Angela Gorsica, 7x, last vs. DePaul, 2-19-97	8
T-4. Heidi Gillingham, 4x, last vs. Auburn, 2-21-93	8
T-4. Wendy Scholtens vs. Mississippi State, 1-28-89	8
T-4. Karen Booker vs. Southwest Missouri, 12-29-85	8
T-4. Jackie Cowan vs. Providence, 12-7-85	8
T-4. Barbara Brackman vs. Austin Peay, 12-2-81	8



INDIVIDUAL SEASON RECORDS

Minutes Played

1. Ashley McElhiney, 35.1 mpg, 37 games, 2001-02	1298
2. Zuzi Klimesova, 33.1 mpg, 37 games, 2001-02	1223
3. Hillary Hager, 35.9 mpg, 34 games, 2003-04	1220
4. Merideth Marsh, 35.8 mpg, 34 games, 2009-10	1218
5. Donna Atkinson, 37.3 mpg, 32 games, 1983-84	1192
6. Wendy Scholtens, 34.9 mpg, 34 games, 1989-90	1188
7. Jence Rhoads, 37.0 mpg, 32 games, 2009-10	1184
8. Zuzi Klimesova, 34.7 mpg, 34 games, 2000-01	1179
9. Chavonne Hammond, 33.6 mpg, 34 games, 1999-00	1178
10. Christina Wirth, 33.6 mpg, 35 games, 2008-09	1176

Most Points

1. Wendy Scholtens, SH34, 1989-90	855
2. Chantelle Anderson, SH35, 2001-02	765
3. Chantelle Anderson, SH41, 2000-01	722
4. Harriet Brumfield, SH33, 1981-82	671
5. Wendy Scholtens, SH34, 1990-91	664
6. Wendy Scholtens, SH34, 1988-89	653
7. Barbara Brackman, SH34, 1981-82	639
8. Jackie Cowan, SH37, 1985-86	633
9. Karen Booker, SH31, 1986-87	623
10. Sheri Sam, SH30, 1995-96	612

Field Goals Made

1. Wendy Scholtens, 1989-90	309
2. Chantelle Anderson, 2001-02	295
3. Chantelle Anderson, 2000-01	292
4. Barbara Brackman, 1981-82	277
5. Harriet Brumfield, 1981-82	269
6. Jackie Cowan, 1985-86	265
7. Wendy Scholtens, 1990-91	253
8. Sheri Sam, 1995-96	244
9. Gayle Kinzer, 1980-81	242
10. Aljeanette Bramlett, 1981-82	241

Field Goals Attempted

1. Barbara Brackman, 1981-82	571
2. Gayle Kinzer, 1980-81	561
3. Wendy Scholtens, 1989-90	525
4. Karen Booker, 1986-87	517
5. Eva Lemeh, 1980-81	515
6. Harriet Brumfield, 1981-82	511
7. Aljeanette Bramlett, 1981-82	508
8. Jackie Cowan, 1985-86	504
9. Christina Wirth, 2008-09	475
10. Donna Atkinson, 1983-84	463

Field Goal Percentage

1. *Chantelle Anderson (292-404), 2000-01	.723
2. Liz Sherwood (129-195), 2006-07	.662
3. Chantelle Anderson (295-456), 2001-02	.647
4. Liz Sherwood (172-268), 2005-06	.642
5. Ashley Earley (240-375), 2004-05	.640
6. Chantelle Anderson (217-341), 2002-03	.636
7. Liz Sherwood (163-260), 2007-08	.627
8. Heidi Gillingham (212-339), 1992-93	.625
9. Wendy Scholtens (169-274), 1987-88	.617
10. Nicole Jules (103-171), 2005-06	.602

3-Pointers Made

1. Caroline Williams, 2005-06	95
2. Caroline Williams, 2006-07	91
3. Merideth Marsh, 2009-10	88
4. Abi Ramsey, 2004-05	87
5. Michelle Palmisano, 1996-97	83
6. Merideth Marsh, 2008-09	81
7. Christina Wirth, 2008-09	80
8. Shelley Jarrard, 1992-93	76
T-9. Christina Wirth, 2007-08	71
T-9. Abi Ramsey, 2002-03	71

3-Pointers Attempted

1. Merideth Marsh, 2009-10	225
2. Michelle Palmisano, 1996-97	218
3. Caroline Williams, 2005-06	214
4. Abi Ramsey, 2004-05	212
5. Christina Wirth, 2008-09	211
6. Merideth Marsh, 2008-09	207
7. Shelley Jarrard, 1992-93	204
8. Rhonda Blades, 1994-95	191
9. Caroline Williams, 2006-07	187
10. Abi Ramsey, 2002-03	180

3-Point Percentage

1. Caroline Williams (48-95), 2004-05	.505
2. Donna Harris (45-91), 1989-90	.495
3. Caroline Williams (91-187), 2006-07	.487
4. Jillian Danker (66-138), 2000-01	.478
5. Julie Powell (69-146), 1993-94	.473
6. Julie Powell (43-91), 1990-91	.473
7. Michelle Palmisano (38-82), 1995-96	.463
8. Hillary Hager (43-96), 2002-03	.448
9. Caroline Williams (95-214), 2005-06	.444
10. Christina Wirth (53-121), 2006-07	.438



INDIVIDUAL SEASON RECORDS

Free Throws Made

1. Wendy Scholtens, 1989-90	236
2. Wendy Scholtens, 1988-89	197
3. Chantelle Anderson, 2001-02	170
4. Wendy Scholtens, 1990-91	156
5. Karen Booker, 1986-87	153
6. Chantelle Anderson, 2002-03	147
7. Chantelle Anderson, 2000-01	134
8. Harriet Brumfield, 1981-82	133
9. Dee Davis, 2004-05	117
10. Merideth Marsh, 2009-10	116

Free Throws Attempted

1. Wendy Scholtens, 1989-90	264
2. Karen Booker, 1986-87	250
3. Wendy Scholtens, 1988-89	225
4. Chantelle Anderson, 2001-02	220
5. Karen Booker, 1985-86	202
6. Chantelle Anderson, 2002-03	196
7. Harriet Brumfield, 1981-82	194
8. Chantelle Anderson, 2000-01	185
9. Wendy Scholtens, 1990-91	179
10. Harriet Brumfield, 1983-84	168

Free Throw Percentage

(minimum of 50 attempts)

1. Merideth Marsh (45-50), 2008-09	.900
2. Wendy Scholtens (236-264), 1989-90	.894
3. Jillian Danker (68-77), 2001-02	.883
4. Wendy Scholtens (197-225), 1988-89	.876
5. Wendy Scholtens (156-179), 1990-91	.872
6. Christina Wirth (54-62), 2006-07	.871
7. Julie Powell (85-98), 1992-93	.867
8. Caroline Williams (52-60), 2006-07	.867
9. Ashley McElhiney (101-117), 2000-01	.863
10. Dana Turner (44-51), 1982-83	.863

Rebounds

1. Karen Booker, 11.8 in 33 games, 1986-87	389
2. Wendy Scholtens, 11.4 in 34 games, 1989-90	389
3. Harriet Brumfield, 10.6 in 34 games, 1981-82	361
4. Karen Booker, 10.9 in 31 games, 1985-86	338
5. Wendy Scholtens, 10.7 in 31 games, 1990-91	333
6. Wendy Scholtens, 10.9 in 29 games, 1988-89	315
7. Harriet Brumfield, 9.4 in 32 games, 1983-84	301
8. Ashley Earley, 9.4 in 32 games, 2004-05	300
9. Sheri Sam, 8.3 in 35 games, 1994-95	291
10. Barbara Brackman, 8.6 in 33 games, 1981-82	283

Assists

1. Cathy Bender, 7.7 in 34 games, 1981-82	262
2. Ashley McElhiney, 7.3 in 30 games, 2002-03	219
3. Dee Davis, 6.8 in 31 games, 2005-06	212
4. Ashley Smith, 6.7 in 29 games, 1997-98	193
5. Dee Davis, 6.0 in 32 games, 2004-05	192
6. Ashley McElhiney, 6.2 in 31 games, 2000-01	191
7. Dee Davis, 5.6 in 34 games, 2006-07	189
8. Ginger Jared, 5.5 in 33 games, 1993-94	183
9. Jence Rhoads, 5.0 in 32 games, 2009-10	161
10. Ashley McElhiney, 4.3 in 37 games, 2001-02	159

Steals

1. Deborah Denton, 3.8 in 32 games, 1986-87	123
2. Karen Booker, 3.4 in 33 games, 1986-87	112
3. Cathy Bender, 3.3 in 34 games, 1981-82	111
4. Eva Lemeh, 3.5 in 27 games, 1980-81	94
5. Deborah Denton, 3.2 in 29 games, 1988-89	92
6. Jennifer Risper, 2.7 in 34 games, 2007-08	91
7. Donna Atkinson, 2.8 in 32 games, 1983-84	89
8. Karen Booker, 2.9 in 30 games, 1989-90	87
9. Jade Huntington, 2.9 in 30 games, 1989-90	87
10. Cathy Bender, 3.2 in 26 games, 1979-80	84

Blocked Shots

1. Heidi Gillingham, *4.2 in 31 games, 1991-92	*131
2. Angela Gorsica, 3.8 in 31 games, 1996-97	118
3. Angela Gorsica, 3.0 in 35 games, 1994-95	106
4. Heidi Gillingham, 3.2 in 33 games, 1992-93	105
5. Heidi Gillingham, 2.7 in 33 games, 1993-94	90
6. Angela Gorsica, 3.1 in 29 games, 1995-96	89
7. Heidi Gillingham, 2.8 in 34 games, 1990-91	87
8. Wendy Scholtens, 2.0 in 34 games, 1989-90	68
9. Karen Booker, 2.0 in 33 games, 1986-87	66
10. Carolyn Peck, 2.0 in 28 games, 1987-88	57

Number of 40-Minute Games

(Overtime Games Not Included)

1. Donna Atkinson, 1982-83	15
T-2. Ashley McElhiney, 2002-03	14
T-2. Ashley McElhiney, 2000-01	14
4. Christina Wirth, 2008-09	11
5. Wendy Scholtens, 1990-91	10
T-6. Ashley McElhiney, 2001-02	9
T-6. Donna Atkinson, 1983-84	9
T-8. Wendy Scholtens, 1989-90	8
T-8. Merideth Marsh, 2009-10	8
T-8. Jence Rhoads, 2009-10	8

* - SEC record



INDIVIDUAL CAREER RECORDS

Minutes Played

1. Zuzi Klimesova, 32.2 avg., 1999-02	4249
2. Ashley McElhiney, 31.7 avg., 2000-03	4185
3. Donna Atkinson, 36.1 avg., 1983-86	4184
4. Jence Rhoads, 31.4 avg., 2008-11	4082
5. Wendy Scholtens, 33.4 avg., 1988-91	4076
6. Chantelle Anderson, 29.0 avg., 2000-03	3976
7. Dee Davis, 30.3 avg., 2004-07	3814
8. Jenni Benningfield, 27.8 avg., 2001-04	3789
9. Christina Wirth, 28.2 avg., 2006-09	3779
10. Merideth Marsh, 27.4 avg., 2007-10	3677
11. Donna Harris, 28.4 avg., 1990-94	3659

Points

1. Chantelle Anderson (GH41), 2000-03	2604
2. Wendy Scholtens (GH39), 1988-91	2602
3. Harriet Brumfield (GH33), 1982-85	1956
4. Jackie Cowan (GH37), 1983-86	1875
5. Zuzi Klimesova (GH16), 1999-02	1867
6. Carla Thomas (GH32), 2004-07	1774
7. Donna Atkinson (GH32), 1983-86	1656
8. Barbara Brackman (GH34), 1982-85	1631
9. Christina Wirth (GH28), 2006-09	1596
10. Heidi Gillingham (GH27), 1991-94	1593

Points Per Game

1. Wendy Scholtens (122 games), 1988-91	21.3
2. Chantelle Anderson (137 games), 2000-03	19.0
3. Harriet Brumfield (119 games), 1982-85	16.4
4. Jackie Cowan (116 games), 1983-86	16.2
5. Donna Atkinson (116 games), 1983-86	14.3
6. Zuzi Klimesova (132 games), 1999-02	14.1
7. Barbara Brackman (116 games), 1982-85	14.1
8. Carla Thomas (130 games), 2004-07	13.6
9. Karen Booker (119 games), 1984-87	12.8
10. Sheri Sam (122 games), 1992-96	12.6

Field Goals Made

1. Chantelle Anderson, 7.4 pg, 137 games, 2000-03	1020
2. Wendy Scholtens, 7.9 pg, 122 games, 1988-91	959
3. Jackie Cowan, 6.9 pg, 116 games, 1983-86	800
4. Zuzi Klimesova, 5.9 pg, 132 games, 1999-00	779
5. Harriet Brumfield, 6.4 pg, 119 games, 1982-85	767
6. Donna Atkinson, 6.3 pg, 116 games, 1983-86	728
7. Carla Thomas, 5.4 pg, 130 games, 2004-07	706
8. Heidi Gillingham, 5.4 pg, 128 games, 1991-94	688
9. Barbara Brackman, 5.8 pg, 116 games, 1982-85	667
10. Sheri Sam, 5.1 pg, 122 games, 1992-96	625

Field Goals Attempted

1. Wendy Scholtens, 1988-91	1655
T-2. Chantelle Anderson, 2000-03	1568
T-2. Jackie Cowan, 1983-86	1568
4. Donna Atkinson, 1983-86	1527
5. Harriet Brumfield, 1982-85	1520
6. Barbara Brackman, 1982-85	1509
7. Zuzi Klimesova, 1999-00	1409
8. Karen Booker, 1984-87	1347
9. Carla Thomas, 2004-07	1301
10. Christina Wirth, 2006-09	1244

Field Goal Percentage

1. Chantelle Anderson (1020-1568), 2000-03	.651
2. Liz Sherwood (464-723), 2006-08	.642
3. Heidi Gillingham (688-1172), 1991-94	.587
4. Wendy Scholtens (959-1655), 1988-91	.579
5. Ashley Earley (550-951), 2002-05	.578
6. Hannah Tuomi (487-858), 2008-11	.568
7. Zuzi Klimesova (779-1409), 1999-00	.552
8. Sheri Sam (625-1145), 1992-96	.546
9. Carla Thomas (706-1301), 2004-07	.543
10. Mara Cunningham (436-812), 1991-96	.537
11. Misty Lamb (535-1040), 1990-93	.514

3-Pointers Made

1. Merideth Marsh, 2007-10	256
2. Abi Ramsey, 2002-05	252
3. Caroline Williams, 2004-07	238
4. Christina Wirth, 2006-09	235
5. Julie Powell, 1991-94	203
6. Michelle Palmisano, 1995-97	179
7. Paige Redman, 1996-99	173
8. Rhonda Blades, 1992-95	171
9. Ashley McElhiney, 2000-03	165
10. Ginger Jared, 1992-96	162

3-Pointers Attempted

1. Merideth Marsh, 2007-10	653
2. Abi Ramsey, 2002-05	620
3. Christina Wirth, 2006-09	573
4. Caroline Williams, 2004-07	512
5. Paige Redman, 1996-99	477
6. Rhonda Blades, 1992-95	471
7. Julie Powell, 1991-94	460
8. Michelle Palmisano, 1995-97	456
9. Ginger Jared, 1992-96	410
10. Ashley McElhiney, 2000-03	404

3-Point Percentage

(min. 100 FGM)

1. Caroline Williams (238-512), 2004-07	.465
2. Julie Powell (203-460), 1991-94	.441
3. Hillary Hager (142-338), 2001-04	.420
4. Christina Wirth (235-573), 2006-09	.410
5. Ashley McElhiney (165-404), 2000-03	.408
6. Jillian Danker (158-387), 1999-02	.408
7. Abi Ramsey (252-620), 2002-05	.406
8. Ginger Jared (162-410), 1992-96	.395
9. Donna Harris (145-368), 1990-94	.394
10. Michelle Palmisano (179-456), 1995-97	.393



INDIVIDUAL CAREER RECORDS

Free Throws Made

1. Wendy Scholtens, 5.6 pg, 122 games, 1988-91	681
2. Chantelle Anderson, 4.1 pg, 137 games, 2000-03	555
3. Harriet Brumfield, 3.5 pg, 119 games, 1982-85	422
4. Carla Thomas, 2.8 pg, 130 games, 2004-07	360
5. Karen Booker, 2.8 pg, 119 games, 1984-87	334
6. Dee Davis, 2.6 pg, 126 games, 2004-07	332
7. Donna Harris, 2.3 pg, 129 games, 1990-94	303
8. Ashley McElhiney, 2.3 pg, 132 games, 2000-03	298
9. Barbara Brackman, 2.6 pg, 116 games, 1982-85	297
10. Zuzi Klimesova, 2.2 pg, 132 games, 1999-02	292

Free Throws Attempted

1. Wendy Scholtens, 6.4 pg, 122 games, 1988-91	785
2. Chantelle Anderson, 5.5 pg, 137 games, 2000-03	751
3. Karen Booker, 5.4 pg, 119 games, 1984-87	641
4. Harriet Brumfield, 5.2 pg, 119 games, 1982-85	623
5. Carla Thomas, 3.4 pg, 130 games, 2004-07	447
6. Barbara Brackman, 3.7 pg, 116 games, 1982-85	432
7. Ashley Earley, 3.1 pg, 135 games, 2002-05	421
8. Dee Davis, 3.3 pg, 126 games, 2004-07	413
9. Zuzi Klimesova, 3.1 pg, 132 games, 1999-00	404
10. Donna Harris, 3.0 pg, 129 games, 1990-94	393

Free Throw Percentage

(min. 160 FTM)

1. Wendy Scholtens (681-785), 1988-91	868
2. Merideth Marsh (244-288), 2007-10	847
3. Ashley McElhiney (298-370), 2000-03	805
4. Carla Thomas (360-447), 2004-07	805
5. Dee Davis (332-413), 2004-07	804
6. Christina Wirth (195-246), 2006-09	793
7. Julie Powell (195-247), 1991-94	789
8. Donna Harris (303-393), 1990-94	771
9. Jackie Cowan (273-359), 1983-86	760
10. Rhonda Blades (252-332), 1992-95	759

Rebounds

1. Wendy Scholtens, 10.4 pg, 122 games, 1988-91	1272
2. Karen Booker, 9.2 pg, 119 games, 1984-87	1096
3. Harriet Brumfield, 9.0 pg, 119 games, 1982-85	1067
4. Zuzi Klimesova, 7.3 pg, 132 games, 1999-00	964
5. Heidi Gillingham, 6.8 pg, 128 games, 1991-94	872
6. Jenni Benningfield, 6.3 pg, 136 games, 2001-04	851
7. Na'Sheema Hillmon, 6.7 pg, 125 games, 1995-98	843
8. Barbara Brackman, 7.2 pg, 116 games, 1982-85	834
9. Chantelle Anderson, 6.0 pg, 137 games, 2000-03	822
10. Ashley Earley, 6.0 pg, 135 games, 2002-05	811

Assists

1. Dee Davis, 5.8 pg, 126 games, 2004-07	730
2. Ashley McElhiney, 5.1 pg, 132 games, 2000-03	673
3. Jence Rhoads, 4.2 pg, 130 games, 2008-11	547
4. Ginger Jared, 3.9 pg, 132 games, 1993-96	516
5. Rhonda Blades, 3.8 pg, 132 games, 1992-95	505
6. Ashley Smith, 5.1 pg, 90 games, 1998-00	459
7. Deborah Denton, 3.8 pg, 117 games, 1986-89	445
8. Allison Floyd, 4.4 pg, 102 games, 1978-81	444
9. Cathy Bender, 3.9 pg, 105 games, 1979-82	410
10. Jade Huntington, 3.8 pg, 119 games, 1989-92	402

Steals

1. Deborah Denton, 2.9 pg, 117 games, 1986-89	338
2. Karen Booker, 2.5 pg, 119 games, 1984-87	293
3. Donna Atkinson, 2.5 pg, 116 games, 1983-86	286
4. Cathy Bender, 2.6 pg, 105 games, 1979-82	277
5. Jade Huntington, 2.2 pg, 119 games, 1989-92	263
6. Dee Davis, 1.9 pg, 126 games, 2004-07	241
7. Jackie Cowan, 2.0 pg, 116 games, 1983-86	235
8. Jennifer Risper, 1.8, 120 games, 2006-09	221
9. Rhonda Blades, 1.7 pg, 132 games, 1992-95	218
10. Wendy Scholtens, 1.7 pg, 122 games, 1988-91	211

Blocked Shots

1. Heidi Gillingham, 3.2 pg, 128 games, 1991-94	413
2. Angela Gorsica, 2.9 pg, 127 games, 1994-97	368
3. Wendy Scholtens, 1.8 pg, 122 games, 1988-91	217
4. Chantelle Anderson, 1.3, 137 games, 2000-03	181
5. Carolyn Peck, 1.5 pg, 117 games, 1985-88	180
6. Carla Thomas, 1.1 pg, 130 games, 2004-07	144
7. Mara Cunningham, 1.0 pg, 125 games, 1991-96	128
8. Karen Booker, 1.1 pg, 119 games, 1984-87	127
9. Harriet Brumfield, 0.9 pg, 119 games, 1982-85	112
10. Na'Sheema Hillmon, 0.8 pg, 125 games, 1995-98	105

40-Minute Games

(Overtime Games Not Included)

1. Ashley McElhiney, 2000-03	38
2. Donna Atkinson, 1983-86	34
3. Christina Wirth, 2006-09	29
4. Wendy Scholtens, 1988-91	25
5. Merideth Marsh, 2007-10	14
6. Allison Floyd, 1978-81	13
7. Dee Davis, 2004-07	12
8. Zuzi Klimesova, 1999-02	11
8. Jence Rhoads, 2008-11	11
8. Caroline Williams, 2004-07	11
10. Hillary Hager, 2001-04	10

Current players in **boldface**.



TEAM GAME RECORDS

Vanderbilt Top 5 - Single-Game Team Records

Points

124 vs. Oral Roberts, 1993
121 vs. Evansville, 1994
116 vs. Hampton, 1999
114 vs. Southern, 1987
114 vs. Louisville, 1986

Field Goals

49 vs. Tennessee Tech, 1984
46 vs. Evansville, 1994
46 vs. Oral Roberts, 1993
45 vs. Evansville, 1990
45 vs. Louisville, 1986
45 vs. Western Kentucky, 1982

Field Goals Attempts

96 vs. Mississippi State, 1985
94 vs. Tennessee Tech, 1981
92 vs. Memphis State, 1986
92 vs. Xavier, 1986
91 vs. Rice, 1982

Field Goal Percentage

76.2 (32-42) vs. Alabama, 2007
72.5 (29-40) vs. Arkansas, 2003
71.4 (35-49) vs. Western Ky, 2002
70.7 (29-41) vs. Kansas, 1990
70.2 (40-57) vs. Portland St., 2001
70.2 (40-57) vs. Kentucky, 2001

3-Pointers

15 vs. Oral Roberts, 1993
14 vs. William & Mary, 2005
14 vs. Murray State, 2001
14 vs. Florida, 1994
13 3x, last vs. Florida, 2009

3-Point Attempts

33 vs. Texas Tech, 1994
32 vs. Oral Roberts, 1993
30 at Tennessee, 2009
29 vs. Florida, 1994
28 vs. Maryland, 2009
28 vs. Auburn, 2009
28 vs. DePaul, 1995
28 vs. Florida Atlantic, 2006

Free Throws

41 vs. Western Kentucky, 1989
35 vs. Western Kentucky, 1984
35 vs. Mississippi State, 1982
34 vs. Morehead State, 1990
34 vs. Tennessee State, 1982

Free Throws Attempts

52 vs. Western Kentucky, 1989
49 vs. Mississippi State, 1982
46 vs. Illinois, 1986
46 vs. Western Kentucky, 1984
43 vs. Massachusetts, 1995
43 vs. Georgia, 1987

Rebounds

71 vs. Tennessee State, 1985
68 vs. Mississippi State, 1985
67 vs. Alabama, 1992
64 vs. Louisiana State, 1995
64 vs. Lipscomb, 1990

Assists

37 vs. Mississippi State, 1995
37 vs. Oral Roberts, 1993
36 vs. Northern Illinois, 1985
35 vs. Portland State, 2001
34 vs. Evansville, 1994
34 vs. Mississippi State, 1993

Turnovers

41 vs. Florida A&M, 1980
37 vs. UCLA, 1996
36 vs. Georgia Tech, 1980
34 vs. Georgia Tech, 1982
34 vs. Tennessee Tech, 1979

Blocked Shots

18 vs. Tennessee State, 1992
16 vs. Middle Tennessee, 1992
16 vs. Tennessee State, 1987
15 vs. Manhattan, 1996
15 vs. Middle Tennessee, 1991

Steals

27 vs. Belmont, 1984
25 vs. UCLA, 1996
24 vs. Alabama State, 1992
24 vs. Austin Peay, 1989
22 vs. Princeton, 2000
22 vs. Tennessee State, 1989
22 vs. New Mexico State, 1987
22 vs. Murray State, 1981
22 vs. Lipscomb, 1981

Points in a Half

66 vs. Quinnipiac (2nd), 2010

Opponent Top 5 - Single-Game Team Records

Points

111 Auburn, 1987
106 Tennessee, 1998
106 Kentucky, 1983
104 Tennessee, 1988
102 Alabama, 1999

Field Goals

43 Kentucky, 1983
41 Georgia, 1981
41 Alabama, 1981
40 four times

3-Pointers

16 Harvard, 1996
12 Temple, 2002
12 Mississippi State, 2005
11 Tennessee, 2004
11 Tennessee, 2003
11 Mississippi, 2001
11 Arkansas, 2001
11 Nichols State, 1995
11 Grambling, 1994

3-Point Attempts

34 Howard, 2001
33 Harvard, 2003
33 Grambling, 1994
31 South Alabama, 2003
31 Villanova, 1998
31 Evansville, 1994

Free Throws

40 Alabama, 1999
37 Tennessee, 1997
33 Kentucky, 2011
32 Georgia, 2007
31 Loyola (CA), 1991
29 DePaul, 1998
29 Tennessee, 1994

Free Throws Attempts

48 Kentucky, 2011
47 Alabama, 1999
45 Tennessee, 1997
42 Tennessee, 1982
42 Georgia, 2007
40 Middle Tennessee, 1984

Rebounds

69 Auburn, 1979
66 Mississippi State, 1982
64 Georgia Tech, 1979
63 Washington, 1997
62 three times

Assists

35 Alabama, 1981
29 Ole Miss, 1986
28 Tennessee, 1986
27 Tennessee, 1983
27 Tennessee, 1982
27 Tennessee, 1982

Turnovers

41 Tennessee State, 1989
40 East Carolina, 1989
39 Illinois, 1986
38 Dartmouth, 1984
37 Austin Peay, 1989
37 Alabama-B'ham, 1987

Blocked Shots

11 Auburn, 2006
10 George Washington, 1999
10 Notre Dame, 2009
9 Auburn, 2005
9 Miami, 2003
9 Florida, 2004

Steals

22 UCLA, 1996
21 Florida A&M, 1980
21 Tennessee Tech, 1979
19 DePaul, 1996
19 Tennessee, 1982
19 Mississippi State, 1981
19 Memphis State, 1980



TEAM SEASON RECORDS

Vanderbilt Top 5 - Single-Season Team Records

Field Goals

1101	1981-82
1084	1994-95
1081	1986-87
1053	1985-86
1029	1989-90

Rebounds

1611	1994-95
1484	1986-87
1467	1981-82
1415	1985-86
1386	1989-90

Field Goal Attempts

2396	1981-82
2386	1986-87
2247	1985-86
2234	1983-84
2167	1994-95

Rebound Average

50.8	1977-78
46.0	1994-95
45.6	1985-86
45.0	1986-87
43.5	1987-88

Field Goal Percentage

.545	2000-01
.521	2001-02
.513	2002-03
.506	2006-07
.506	1989-90

Assists

709	2000-01
676	1994-95
666	1993-94
613	2006-07
605	2001-02

3-Pointers

220	1993-94
218	2007-08
214	2008-09
210	2000-01
209	.2x, last 2006-07

Steals

439	1986-87
401	1983-84
383	1989-90
376	1985-86
355	2008-09

3-Point Attempts

602	2008-09
572	2007-08
551	1993-94
534	2009-10
531	2002-03

Blocked Shots

196	1991-92
193	1994-95
189	1995-96
188	1990-91
172	1996-97

3-Point Percentage

.464	1989-90
.437	2006-07
.429	1990-91
.417	2000-01
.399	1993-94

Points

2825	1994-95
2698	1989-90
2684	2001-02
2664	1986-87
2657	1981-82

Free Throws

575	1989-90
544	1994-96
541	1988-89
531	2001-02
502	1986-87

Point Average

81.9	1985-86
80.7	1986-87
80.7	1994-95
80.4	1993-94
80.1	1988-89

Free Throw Attempts

778	1994-95
755	1989-90
751	1986-87
729	1983-84
708	1993-94

Personal Fouls

653	2006-07
618	2007-08
611	1981-82
607	1999-00
606	1983-84

Free Throw Percentage

.770	1988-89
.765	2005-06
.763	2001-02
.762	1989-90
.752	.2x, last 2006-07

Fouled Out

25	1981-82
25	1983-84
24	1980-81
24	1982-83
23	1985-86

Opponent Top 5 - Single-Season Team Records

Field Goals

1070	1981-82
908	1989-90
906	1986-87
905	1983-84
902	1980-81

Rebounds

1576	1981-82
1417	1986-87
1398	1983-84
1325	1985-86
1310	1980-81

Field Goal Attempts

2529	1981-82
2235	1989-90
2191	1986-87
2149	1983-84
2125	1994-95

Rebound Average

46.9	1977-78
46.8	1980-81
46.4	1981-82
43.7	1983-84
43.5	1979-80

Field Goal Percentage

.474	1990-81
.453	1982-83
.448	1984-85
.423	1981-82
.421	1983-84

Assists

461	2000-01
448	2009-10
441	2003-04
441	2002-03
424	2005-06

3-Pointers

189	2003-04
186	2002-03
178	2000-01
172	1993-94
171	2009-10

Steals

409	1981-82
379	1989-90
305	1986-87
296	2003-04
294	2006-07

3-Point Attempts

589	2003-04
568	2009-10
555	2002-03
551	2007-08
537	2010-11

Blocked Shots

111	2009-10
111	2007-08
102	2003-04
97	2010-11
92	2006-07

3-Point Percentage

.372	2000-01
.367	1988-89
.345	1989-90
.344	1990-91
.342	1995-96

Points

2550	1981-82
2311	1989-90
2244	1983-84
2215	1986-87
2209	1993-94

Free Throws

491	2006-07
447	1999-00
434	1983-84
425	3x, last in 2007-08

Point Average

77.3	1980-81
75.0	1981-82
74.9	1982-83
73.7	1984-85
70.6	1979-80

Free Throw Attempts

715	2006-07
676	1999-00
651	1983-84
627	1981-82
624	1986-87

Personal Fouls

682	1981-82
678	1994-95
670	2001-02
647	1983-84
646	1993-94

Free Throw Percentage

.725	1997-98
.723	2002-03
.713	1993-94
.704	2003-04
.690	2001-02

Fouled Out

27	1981-82
25	1985-86
23	1989-90
22	1982-83
19	2010-11



MISCELLANEOUS RECORDS

Overtime Games (21-15)

2010-11 at South Carolina, W 74-60, 2-27-11
 at Florida (2OT), W, 103-97, 2-06-11
2009-10 vs. DePaul (NCAA), W 83-76, 3-21-10
 vs. Arkansas (SECT), W 65-64, 3-4-10
 vs. Western Kentucky, W 79-73, 12-6-09
2008-09 vs. Arkansas, W 72-61, 1-29-09
2007-08 at Indiana State, L 72-77, 11-14-07
2005-06 at Arkansas, L 51-52, 1-8-06
2004-05 at Georgia, W 66-59, 2-28-05
 at Mississippi State (2OT), W 106-98, 2-3-05
2003-04 vs. Louisville, W 73-68, 11-29-03
 vs. South Alabama, W 64-62, 11-21-03
2002-03 vs. Boston College, L 85-86, 3-24-03
1999-00 vs. Kansas (2OT), W 71-69, 3-18-00
 vs. Kentucky, W 60-55, 1-13-00
1998-99 vs. Western Kentucky, L 86-90, 12-31-98
 at George Washington (2OT), W 80-72, 12-22-98
1997-98 vs. UC-Santa Barbara, L 71-76, 3-14-98
 at Arkansas, W 85-80, 1-18-98
1996-97 vs. Tennessee, L 79-92, 1-19-97
1995-96 vs. Purdue, W 80-77, 1-6-96
1994-95 at Arkansas, L 71-73, 2-19-95
 at Texas Tech, L 81-86, 11-20-94
1989-90 vs. Auburn (2OT), L 93-96, 1-20-90
1986-87 vs. Louisiana State, L 79-81, 2-1-87
1985-86 vs. Illinois, W 83-75, 11-29-85
1984-85 vs. Alabama (Athens, Ga. - SEC), W 87-75, 3-8-85
1983-84 at Mississippi, L 72-82, 12-3-83
 vs. Syracuse (Hanover, NH), W 89-82, 11-28-83
1982-83 at Middle Tennessee, L 66-73, 2-16-83
1981-82 vs. Tennessee-Chattanooga, W 85-77, 2-23-82
1980-81 vs. Southern Illinois, W 85-83, 12-12-80
1978-79 vs. Auburn (2OT), L 85-86, 1-29-79
 vs. Georgia Tech, L 67-69, 11-25-78
1977-78 vs. Austin Peay, W 75-70, 2-78
 vs. Murray State, L 78-80, 12-77

Overtime Games at Home (9-7)

2009-10 Western Kentucky, W, 79-73
2008-09 Arkansas, W, 72-61
2003-04 Louisville, W, 73-68
1999-00 Kentucky, W, 60-55
1998-99 Western Kentucky, L, 86-90
1996-97 Tennessee, L, 79-92
1995-96 Purdue, W, 80-77
1989-90 Auburn (2OT), L, 93-96
1986-87 Louisiana State, L, 79-81
1985-86 Illinois, W, 83-75
1981-82 Tennessee-Chattanooga, W, 85-77
1980-81 Southern Illinois, W, 85-83
1978-79 Georgia Tech, L, 67-69
 Auburn (2OT), L, 85-86
1977-78 Murray State, L, 78-80
 Austin Peay, W, 75-70

Overtime Games on the Road (6-6)

2010-11 at South Carolina, W 74-60, 2-27-11
 at Florida (2OT), W, 103-97, 2-06-11
2007-08 at Indiana State, L 72-77
2005-06 at Arkansas, L 51-52
2004-05 at Georgia, W 66-59
 at Mississippi State (2OT), W 106-98
1998-99 at George Washington (2OT), W, 80-72
1997-98 at Arkansas, W, 85-80
1994-95 at Texas Tech, L, 81-86
 at Arkansas, L, 71-73
1983-84 at Mississippi, L, 72-82
1982-83 at Middle Tennessee, L, 66-73

Double-Digit Games

Player	Pts.	Rbs	Total Games	Seasons
Chantelle Anderson	129	15	144	2000-03
Zuzi Klimesova	104	32	132	1999-02
Heidi Gillingham	89	24	128	1991-94
Sheri Sam	77	22	122	1993-96
Wendy Scholtens	115	67	122	1988-91
Karen Booker	77	53	119	1984-87
Harriet Brumfield	106	57	119	1982-85
Jackie Cowan	100	20	116	1983-86
Donna Atkinson	93	-	116	1983-86
Barbara Brackman	81	34	116	1982-85

Games Played

(for Vanderbilt only)

137 Jessica Mooney, 2007-10
137 Chantelle Anderson, 2000-03
136 Jenni Benningfield, 2002-05
135 Ashley Earley, 2002-05
135 Christina Wirth, 2006-09
134 Merideth Marsh, 2007-10
132 Ashley McElhiney, 2002-03
132 Jillian Danker, 1999-02
132 Zuzi Klimesova, 1999-02
132 Ginger Jared, 1993-96
132 Rhonda Blades, 1992-95
130 Jence Rhoads, 2008-11
130 Carla Thomas, 2004-07

NCAA Tournament Games

(for Vanderbilt only)

14 Ginger Jared, 1993-96
13 Jenni Benningfield, 2001-04
13 Angela Gorsica, 1994-97
13 Rhonda Blades, 1992-95
13 Heidi Gillingham, 1991-94
13 Julie Powell, 1991-94
12 Chantelle Anderson, 2000-03
12 Ashley McElhiney, 2002-03
12 Donna Harris, 1990-94
12 Shelley Jarrard, 1990-93
12 Misty Lamb, 1990-93

In Winning Games

106 Ginger Jared, 1993-96
105 Rhonda Blades, 1992-95
102 Ashley Earley, 2002-05
102 Jessica Mooney, 2007-10
102 Abi Ramsey, 2002-05
101 Jenni Benningfield, 2001-04
100 Merideth Marsh, 2007-10
100 Christina Wirth, 2006-09
100 Mara Cunningham, 1992-96
97 Chantelle Anderson, 2000-03
97 Carla Thomas, 2004-07
96 Heidi Gillingham, 1991-94
95 Sheri Sam, 1993-96
95 Dee Davis, 2004-07
94 Ashley McElhiney, 2000-03
94 Misty Lamb, 1990-93



MISCELLANEOUS RECORDS

100-point games (45)

2-6-11	103-97	at Florida (20T)
11-26-10	111-53	vs. Quinnipiac
11-23-07	104-43	vs. Belmont
3-2-07	105-77	vs. Florida
12-20-06	109-40	vs. Lipscomb
11-20-06	102-75	vs. Texas A&M-CC
2-3-05	106-98	at Mississippi State (OT)
11-26-04	108-53	vs. Rhode Island
11-19-04	102-47	vs. St. Francis (Pa.)
12-22-02	101-77	at Tennessee Martin
12-31-01	106-64	vs. Canisius
11-21-01	102-83	at Western Kentucky
1-4-01	103-67	vs. Howard
12-17-00	107-51	vs. UNC-Asheville
11-29-98	116-46	vs. Hampton
3-15-96	100-83	vs. Harvard
12-28-95	111-40	vs. Wingate
2-21-95	105-46	vs. Towson
2-14-95	100-40	vs. Nicholls
1-31-95	107-72	vs. DePaul
1-29-95	107-60	vs. Mississippi State
12-10-94	101-52	vs. Manhattan
1-7-94	121-64	vs. Evansville
12-30-93	107-68	at Harvard
12-7-93	103-44	vs. Texas Southern
1-17-93	108-44	vs. Mississippi State
1-14-93	124-58	vs. Oral Roberts
12-21-91	100-59	vs. Eastern Illinois
12-3-91	104-62	vs. Texas-Arlington
12-31-90	111-60	vs. Austin Peay
11-30-89	111-66	vs. Evansville
12-10-88	100-89	vs. Western Kentucky
1-23-88	102-56	vs. Louisville
2-22-87	100-62	vs. Indiana-Purdue PLS
1-29-87	110-60	vs. North Alabama
12-14-86	114-45	vs. Southern
11-28-86	101-70	vs. Mississippi Valley
2-18-86	114-76	vs. Louisville
2-12-86	100-47	vs. Alabama-Huntsville
2-9-86	112-54	vs. Cheyney State
12-29-85	102-53	vs. Southwest Missouri
12-7-85	100-55	vs. Xavier
1-27-84	106-70	vs. University of DC
12-13-83	111-80	vs. Tennessee Tech
12-4-81	101-91	vs. Western Kentucky

Opponent 100-point games

2-21-99	59-102	at Alabama
2-28-98	45-106	vs. Tennessee
1-17-88	67-104	at Tennessee
2-18-87	67-111	at Auburn
1-23-83	85-106	by Kentucky

Widest Margin of Defeat

-61	45-106 vs. Tennessee, 2-28-98
-44	67-111 vs. Auburn, 2-18-87
-43	59-102 at Alabama, 2-21-99
-40	47-87 vs. Western Kentucky, 11-17-80
-37	67-104 vs. Tennessee, 1-17-88
-36	53-89 at Tennessee, 2-18-99
-32	57-89 vs. Auburn, 2-28-88
-31	51-82 vs. Michigan State, 1-15-97
-28	70-98 vs. Tennessee, 1-12-83
-27	58-85 vs. Tennessee-Chattanooga, 1-16-80

Widest Margin of Victory

+71	111-40 vs. Wingate, 12-28, 95
+70	116-46 vs. Hampton, 11-29-98
+69	109-40 vs. Lipscomb, 12-20-06
+69	114-45 vs. Southern, 12-14-86
+67	97-30 vs. Austin Peay, 11-30-88
+66	124-58 vs. Oral Roberts, 1-13-93
+65	86-21 vs. Sewanee, 1-7-8
+64	108-44 vs. Mississippi State, 1-17-93
+61	104-43 vs. Belmont, 11-23-07
+59	92-33 vs. Tennessee State, 12-13-88
+59	103-44 vs. Texas Southern, 12-7-93
+58	111-53 vs. Quinnipiac, 11-26-10
+58	112-54 vs. Cheyney State, 2-9-86
+57	86-29 vs. UT Martin, 12-21-08
+57	121-64 vs. Evansville, 1-7-94
+56	107-51 vs. UNC-Asheville, 12-17-00
+55	92-37 vs. Lipscomb, 12-22-07
+55	102-47 vs. St. Francis (Pa.), 11-19-04
+55	108-53 vs. Rhode Island, 11-26-04
+55	84-29 vs. Eastern Illinois, 1-2-00
+55	85-30 vs. Princeton, 12-21-99
+55	95-40 vs. Coppin State, 12-12-99
+54	91-37 vs. New Orleans, 12-30-04
+51	3x, last was 80-29 vs. Alabama A&M, 11-22-05

Highest Scoring Margins By Half

First Half

46	52-6 vs. Savannah State, 1-5-04
43	56-13 vs. Wisconsin-Milwaukee, 12-10-02
40	54-14 vs. Towson State, 2-21-95
38	51-13 vs. Eastern Kentucky, 1-3-96
38	60-22 vs. Southern, 12-14-86
37	54-17 vs. Louisville, 1-23-88
37	61-24 vs. Oral Roberts, 1-14-93

Second Half

43	61-18 vs. Princeton, 12-21-99
42	66-24 vs. Quinnipiac, 11-26-10
40	58-18 vs. Fordham, 11-27-99
38	60-22 vs. APSU, 11-27-09
37	54-17 vs. Nicholls State, 2-14-95
36	57-21 vs. New Orleans, 12-30-04
36	55-19 vs. Alabama State, 11-22-91
36	62-26 vs. Lipscomb, 12-20-06
35	58-28 vs. Wingate, 12-28-95
35	57-22 vs. Hampton, 11-29-98



YEARLY RESULTS

1977-78 COMMODORES

15-9 OVERALL (.625)

H: 10-2; A: 5-5

COACH: JOE PEPPER

ROSTER

No.	Name	Pos.	Ht.	Year	Hometown
10	Karen McGinn	G	5-5	Fr.	Nashville, Tenn.
12	Allison Floyd	G	5-7	Fr.	Nashville, Tenn.
13	Ann Morrow	G	5-5	So.	Terry, Miss.
14	Rachel Williams	G	5-4	Fr.	Nashville, Tenn.
34	Teresa Lawrence	F	5-9	So.	Lookout Mtn., Tenn.
42	Sissy Maddox	F	5-10	So.	Atlanta, Ga.
	Betty Caldwell				Monteagle, Tenn.
	Kathy Cunningham				Winchester, Tenn.
	Dee Dooley				Waynesboro, Tenn.
	Jan Jordan				Franklin, Tenn.
	Molly O'Toole				Shaker Heights, Ohio

SEASON STATISTICS

Name	PPG	RPG	APG	FG Pct.	FT Pct.
Karen McGinn	16.5	3.3	1.0	.487	.838
Jan Jordan	13.4	10.7	0.9	.466	.819
Ann Morrow	12.8	7.3	1.2	.402	.806
Allison Floyd	11.0	6.2	4.2	.367	.535
Teresa Lawrence	7.8	9.1	0.5	.445	.476
Sissy Maddox	5.3	5.0	0.7	.465	.659
Kathy Cunningham	4.2	3.3	0.7	.302	.900
Rachel Williams	2.6	0.9	0.0	.277	1.000
Dee Dooley	2.5	2.7	0.6	.471	.316
Betty Caldwell	1.8	2.0	0.5	.320	.250
Molly O'Toole	0.3	1.7	0.0	.066	.500

SEASON RESULTS

Opponent	W/L	VU	Opp
Tennessee State	W	73	60
Mississippi State	W	81	66
at Tennessee State	L	71	73
at Cumberland	W	78	77
Western Kentucky	W	63	62
Lipscomb	W	71	57
Murray State	L-ot	78	80
Motlow State	W	70	61
at Western Kentucky	L	76	86
at Austin Peay	L	61	81
Cumberland	W	68	45
at Lipscomb	W	58	47
at Mississippi State	L	60	85
at Motlow State	L	70	88
at University of the South	W	86	21
Bryan	W	73	40
Mississippi	L	64	85
at Volunteer State	W	84	74
Austin Peay	W-ot	75	70
University of the South	W	90	41
Volunteer State	W	94	69
at Bryan	W	77	55
<i>Mississippi State Classic (Starkville, Miss.)</i>			
Alabama	L	69	88
Auburn	L	64	82

1978-79 COMMODORES

11-16 OVERALL (.407)

H: 7-5; A: 3-8; N: 1-3

COACH: JOE PEPPER

ROSTER

No.	Name	Pos.	Ht.	Year	Hometown
10	Karen McGinn	G	5-5	So.	Nashville, Tenn.
12	Allison Floyd	G	5-7	So.	Nashville, Tenn.
13	Ann Morrow	G	5-5	Jr.	Terry, Miss.
14	Rachel Williams	G	5-4	So.	Nashville, Tenn.
15	Maria Cardona	G	5-7	Fr.	Celina, Tenn.
20	Cathy Bender	G	5-5	Fr.	Mt. Juliet, Tenn.
30	Diane Beasley	F-G	5-8	Jr.	Franklin, Tenn.
33	Jean Henninger	F	5-8	Fr.	Athens, Ga.
34	Teresa Lawrence	F	5-9	Jr.	Lookout Mtn., Tenn.
35	Cindy Freeman	C	5-11	Fr.	Portland, Tenn.
42	Sissy Maddox	F	5-10	Jr.	Atlanta, Ga.
44	Ginnie Myers	C	5-10	So.	Franklin, Tenn.

SEASON STATISTICS

Name	PPG	RPG	APG	FG Pct.	FT Pct.
Ann Morrow	14.4	5.8	1.8	.460	.759
Karen McGinn	12.4	3.2	1.7	.445	.793
Cindy Freeman	11.5	7.2	0.0	.346	.888
Teresa Lawrence	8.5	9.7	0.6	.438	.447
Sissy Maddox	8.0	5.0	0.3	.405	.675
Allison Floyd	7.0	5.2	4.4	.332	.661
Diane Beasley	6.4	1.7	0.4	.458	.538
Jean Henninger	4.7	2.7	0.2	.427	.630
Ginnie Myers	3.8	2.6	0.4	.429	.698
Cathy Bender	1.8	1.1	1.0	.343	.450
Maria Cardona	0.4	0.9	0.0	.154	1.000

SEASON RESULTS

Date	Opponent	W/L	VU	Opp
11/18	at Murray State	L	66	81
11/20	Murray State	W	76	73
11/22	at Volunteer State	W	60	58
11/25	Georgia Tech	L-ot	67	69
12/2	at Western Kentucky	L	52	62
12/4	Belmont	L	61	62
12/7	Tennessee Tech	L	68	73
12/11	at Middle Tennessee St	L	67	69
12/13	Auburn	L-2ot	85	86
12/15	#-at Fisk	W	2	0
1/3-7	Miss. State Classic (Starkville, Miss.)			
	Florida	W	76	66
	Mississippi State	L	61	72
	Alabama	L	66	83
1/13	at Mississippi State	L	55	64
1/15	at Alabama	L	67	72
1/20	Georgia	W	80	63
1/26	at Tennessee Tech	L	65	81
1/29	Florida	W	67	65
2/3	at Belmont	W	50	46
2/5	Volunteer State	W	65	63
2/10	Mississippi State	W	66	57
2/12	Alabama	W	82	74
2/17	at Georgia	L	57	64
2/19	at Georgia Tech	L	63	71
2/24	Fisk	W	89	47
2/26	Middle Tennessee	L	70	74
	Tennessee Tech	L	49	70

#-Forfeit

1979-80 COMMODORES

12-14 OVERALL (.461)

H: 6-5; A: 3-7; N: 3-2

COACH: JOE PEPPER

ROSTER

No.	Name	Pos.	Ht.	Year	Hometown
10	Karen McGinn	G	5-5	Jr.	Nashville, Tenn.
12	Allison Floyd	G	5-7	Jr.	Nashville, Tenn.
13	Ann Morrow	G	5-5	Sr.	Terry, Miss.
14	Lynn Kimbrough	G	5-4	Fr.	Hendersonville, Tenn.
15	Maria Cardona	G	5-7	So.	Celina, Tenn.
20	Cathy Bender	G	5-5	So.	Mt. Juliet, Tenn.
22	Sheila Johansson	F	5-9	So.	Mt. Juliet, Tenn.
24	Gayle Kinzer	F	5-11	Fr.	Nashville, Tenn.
30	Sarah Nichols	G	5-2	Fr.	Nashville, Tenn.
33	Aljeanette Bramlett	F	5-9	Jr.	Pulaski, Tenn.
34	Teresa Lawrence	F	5-9	Sr.	Lookout Mountain, Tenn.
35	Cindy Freeman	C	5-11	So.	Portland, Tenn.
42	Eva Lemeh	G	5-6	Fr.	Nashville, Tenn.
44	Katie Caslin	C	6-0	Fr.	Middle Village, N.Y.

SEASON STATISTICS

Name	PPG	RPG	APG	FG Pct.	FT Pct.
Aljeanette Bramlett	18.3	7.5	0.8	.505	.742
Sheila Johansson	14.0	4.7	0.9	.494	.700
Gayle Kinzer	9.2	4.1	0.1	.479	.616
Cindy Freeman	7.5	4.5	0.1	.393	.566
Karen McGinn	5.3	1.4	1.4	.416	.813
Allison Floyd	5.2	3.3	4.2	.364	.686
Teresa Lawrence	5.0	6.0	0.6	.422	.559
Ann Morrow	2.7	0.3	0.6	.308	.000
Catherine Bender	2.5	2.6	2.7	.244	.400
Eva Lehme	2.4	1.5	0.9	.277	.714
Katie Caslin	2.1	1.5	0.1	.261	.629
Sarah Nichols	1.1	0.3	0.7	.467	.000
Maria Cardona	0.8	0.2	0.1	.333	.286
Lynn Kimbrough	0.1	0.4	0.1	.200	.000

SEASON RESULTS

Date	Opponent	W/L	VU	Opp
11/17	Georgia Tech	W	67	61
11/19	at Tennessee State	L	56	58
11/21	Tennessee	L	53	77
11/24	Middle Tennessee	L	66	67
11/26	Belmont	L	61	87
12/1	at Memphis State	L	72	87
12/3	at Mississippi	W	84	81
12/8	at UT-Chattanooga	L	71	86
12/10	at Florida	L	80	81
<i>UT-Martin Christmas Classic (Martin, Tenn.)</i>				
12/14	Murray State	W	82	63
12/15	Austin Peay	W	77	56
12/16	Western Kentucky	W	71	57
1/12	East Tennessee State	L	69	72
1/14	UT-Martin	W	74	55
1/16	UT-Chattanooga	L	58	85
1/23	Florida	W	78	58
1/24	at Tennessee Tech	L	67	85
1/28	at Georgia Tech	W	77	67
2/1	Florida A&M	W	80	68
2/2	at Belmont	W	76	64
2/4	Western Kentucky	W	57	49
<i>SEC Tournament (Knoxville, Tenn.)</i>				
2/7	Alabama	L	53	69
2/16	at Mississippi State	L	65	79
2/18	at Auburn	L	62	78
2/25	Tennessee State	W	75	70
2/29-3/11	AAW Division I State Tournament (Cookeville, Tenn.)			
	Middle Tennessee	L	57	76



YEARLY RESULTS

1980-81 COMMODORES

12-16 OVERALL (.429)

H: 6-5; A: 3-8; N: 3-3

COACH: PHIL LEE

ROSTER

No.	Name	Pos.	Ht.	Year	Hometown
10	Karen McGinn	G	5-5	Sr.	Nashville, Tenn.
12	Allison Floyd	G	5-7	Sr.	Nashville, Tenn.
13	Dee Dee Cook	G	5-6	Fr.	Chapel Hill, N.C.
15	Maria Cardona	G	5-7	Jr.	Celina, Tenn.
20	Eva Lemeh	G	5-6	So.	Nashville, Tenn.
22	Sheila Johansson	F	5-9	Jr.	Mt. Juliet, Tenn.
24	Gayle Kinzer	F	5-11	So.	Nashville, Tenn.
25	Cathy Bender	G	5-5	Jr.	Mt. Juliet, Tenn.
30	Sarah Nichols	G	5-2	So.	Nashville, Tenn.
33	*Aljeanette Bramlett	F	5-9	Sr.	Pulaski, Tenn.
34	Cindy Freeman	C	5-11	Jr.	Portland, Tenn.
43	Dottie Saye	F	5-9	Fr.	Marietta, Ga.
44	Donna Wheeler	F	5-9	Fr.	Jacksonville, Fla.

* Redshirted due to injury

SEASON STATISTICS

Name	PPG	RPG	APG	FG Pct.	FT Pct.
Gayle Kinzer	21.0	8.5	0.5	.431	.710
Eva Lemmah	19.6	6.7	1.0	.433	.678
Sheila Johansson	13.5	5.8	1.1	.483	.807
Dottie Saye	9.3	5.2	0.5	.385	.725
Allison Floyd	2.7	2.3	3.8	.395	.478
Cathy Bender	2.6	2.7	2.1	.253	.468
Dee Dee Cook	2.5	0.6	0.4	.355	.800
Sarah Nichols	1.2	0.5	0.5	.333	.500
Karen McGinn	1.2	0.9	0.5	.267	.000
Donna Wheeler	1.1	1.5	0.2	.304	.538
Maria Cardona	1.1	0.5	0.0	.545	.000

SEASON RESULTS

Date	Opponent	W/L	VU	Opp
11/17	at Western Kentucky	L	47	87
11/19	at Alabama	L	73	96
11/22	Auburn	W	79	74
11/24	Memphis State	W	78	71
12/1	Lipscomb	W	79	42
12/6	Middle Tennessee	W	89	88
12/8	Belmont	L	70	80
<i>UT-Martin Christmas Classic (Martin, Tenn.)</i>				
2/12	Southern Illinois	W-ot	85	83
2/13	Austin Peay	W	71	69
2/14	Murray State	L	77	78
12/17	at UT-Chattanooga	L	63	76
12/20	at Austin Peay	W	59	57
<i>Lady Rebel Classic (Oxford, Miss.-Ole Miss)</i>				
1/8	Mississippi	L	65	81
1/9	North Carolina	W	81	80
1/10	UT-Chattanooga	L	72	84
1/12	Tennessee Tech	L	69	77
1/14	at Florida	W	75	67
1/15	at East Tennessee State	L	69	79
1/19	at Belmont	L	66	75
1/23	Delta State	L	76	80
1/26	Carson-Newman	W	90	86
<i>SEC Tournament (Baton Rouge, La.)</i>				
1/29	Mississippi State	L	76	84
2/5	at Lipscomb	W	68	61
2/10	at UT-Martin	L	68	71
2/14	Mississippi State	L	77	83
2/16	at Georgia	L	71	94
2/20	Campbellsville	W	78	68
2/26-3/1	AIWA D-I State Tournament (Memphis)			
	Tennessee Tech	L	77	92

1981-82 COMMODORES

20-14 OVERALL (.588)

H: 10-4; A: 3-8; N: 7-2

COACH: PHIL LEE

ROSTER

No.	Name	Pos.	Ht.	Year	Hometown
12	Lisa Witty	G	5-7	Fr.	Glasgow, Ky.
13	Dee Dee Cook	G	5-6	So.	Chapel Hill, N.C.
14	Barbara Brackman	F	6-2	Fr.	Douglasville, Ga.
22	Aljeanette Bramlett	F	5-9	R-Sr.	Pulaski, Tenn.
24	Tina Blair	F	6-0	Fr.	Indiana, Pa.
30	Sarah Nichols	G	5-2	Jr.	Nashville, Tenn.
31	Harriet Brumfield	C	6-2	Fr.	Tampa, Fla.
33	Valerie Ellis	F-C	6-1	Fr.	Gloucester, Va.
41	Meg Turner	G	5-10	Fr.	Wytheville, Va.
42	Cathy Bender	G	5-5	Sr.	Mt. Juliet, Tenn.
43	Dottie Saye	F	5-9	So.	Marietta, Ga.

SEASON STATISTICS

Name	PPG	RPG	APG	FG Pct.	FT Pct.
Harriet Brumfield	19.7	10.6	0.3	.526	.686
Barbara Brackman	19.4	8.6	0.7	.485	.726
Aljeanette Bramlett	16.1	3.1	1.8	.474	.657
Meg Turner	8.5	5.3	1.2	.382	.679
Valerie Ellis	5.7	5.5	0.5	.398	.671
Cathy Bender	3.6	2.7	7.7	.368	.570
Dottie Saye	3.3	2.3	1.0	.400	.647
Dee Dee Cook	1.6	0.4	0.2	.483	.750
Sarah Nichols	1.4	0.3	0.6	.452	.000
Lisa Witty	0.9	0.9	0.0	.429	.500
Tina Blair	0.3	0.5	0.0	.080	.571

SEASON RESULTS

Date	Opponent	W/L	VU	Opp
11/20	Belmont	W	82	58
11/25	at Boston University	L	78	80
11/27	Northwestern (Harvard)	W	81	70
11/28	Rice (Harvard)	W	91	54
12/2	Austin Peay	W	80	74
12/4	Western Kentucky	W	101	91
12/6	at Tennessee	L	77	99
12/7	at Carson-Newman	W	81	69
12/10	at Kentucky	L	61	84
12/22	Oakland	W	78	72
1/4	Tennessee	L	63	80
1/6	at Florida	L	71	81
1/9	at Georgia Tech	W	80	74
1/19	Union	W	89	74
1/23	Lipscomb	W	86	48
1/26	Kentucky	L	76	86
1/28	East Tennessee State	W	61	58
1/31	Florida	W	89	86
2/3	Middle Tennessee	L	71	76
2/5	Tennessee State (Lady Moc)	W	80	71
2/6	UT-Chattanooga (Lady Moc)	W	89	78
2/11	UT-Martin	W	88	64
2/17	Georgia	L	63	78
2/19	at Memphis State	L	78	97
2/20	at Delta State	L	67	68
2/22	at Georgia	L	66	79
2/23	UT-Chattanooga	W-ot	85	77
2/25	Mississippi State (SEC)	W	87	67
2/26	Tennessee (SEC)	L	75	80
2/28	Austin Peay (AIWA-Chatt)	W	78	76
	UT-Chattanooga	L	63	78
	Eastern Kentucky (J. City)	W	88	78
	Duke	W	75	57
3/2	Delta State (Villanova)	L	79	90

1982-83 COMMODORES

12-14 OVERALL (.461), 2-6 (.250) SEC/4TH

H: 5-6; A: 6-7; N: 1-1

COACH: PHIL LEE

ROSTER

No.	Name	Pos.	Ht.	Year	Hometown
10	Dana Turner	F	6-2	Fr.	Hendersonville, Tenn.
13	Dee Dee Cook	G	5-6	Jr.	Chapel Hill, N.C.
14	Barbara Brackman	F	6-2	So.	Douglasville, Ga.
15	Colleen Desch	G	5-7	Fr.	Ocala, Fla.
22	Tracie Albright	F	5-9	Fr.	Clarksville, Tenn.
24	Jackie Cowan	F	5-10	Fr.	Nashville, Tenn.
25	Donna Atkinson	G	5-6	Fr.	Goldsboro, N.C.
31	Harriet Brumfield	C	6-2	So.	Tampa, Fla.
32	Tina Blair	F	6-0	So.	Indiana, Pa.
33	Julie Lewis	G	5-7	Fr.	Wayland, Mass.
41	Meg Turner	G	5-10	So.	Wytheville, Va.
42	Margaret Stigaard	F	5-10	Fr.	Lynchburg, Va.

SEASON STATISTICS

Name	PPG	RPG	APG	FG Pct.	FT Pct.
Harriet Brumfield	16.5	7.9	0.5	.514	.686
Jackie Cowan	15.4	6.4	1.5	.569	.663
Donna Atkinson	14.7	3.5	3.0	.476	.678
Barbara Brackman	12.2	8.7	2.1	.413	.583
Meg Turner	6.4	3.5	1.2	.355	.787
Dana Turner	5.8	2.8	1.2	.435	.863
Margaret Stigaard	3.0	0.5	0.0	.750	.000
Dee Dee Cook	2.5	0.8	0.6	.438	.667
Julie Lewis	2.0	3.0	0.0	1.000	.000
Tina Blair	1.4	2.0	0.2	.353	.333
Colleen Desch	0.5	0.5	0.0	.500	.000
Tracie Albright	0.4	0.4	0.0	.250	.000

SEASON RESULTS

Date	Opponent	W/L	VU	Opp
11/20	at Northern Alabama	W	78	60
11/23	at Belmont	W	81	70
11/29	Southern Illinois	L	69	72
12/1	at Austin Peay	W	97	47
<i>Lady Eagle Classic (Morehead, Ky.)</i>				
12/3	Ala.-Huntsville	W	76	71
12/4	Morehead State	W	69	68
12/8	at UT-Martin	W	76	66
12/11	Western Kentucky	L	79	80
1/4	Union	W	90	73
1/8	at Georgia	L	70	76
1/12	at Tennessee	L	70	98
1/15	UT-Chattanooga	W	83	79
1/17	Middle Tennessee	L	81	86
1/20	at Tennessee Tech	L	73	82
1/23	Kentucky	L	85	106
1/29	at Western Kentucky	L	60	78
1/31	Florida	W	79	78
2/3	Louisville	L	84	86
2/6	Georgia	W	63	62
2/8	at Lipscomb	W	79	62
2/12	at Kentucky	L	71	80
2/16	at Middle Tennessee	L-ot	66	73
2/19	Tennessee	L	79	94
2/23	UT-Martin	W	86	79
2/26	at Florida	L	66	69
<i>SEC Tournament (Knoxville, Tenn.)</i>				
3/3	Mississippi State	L	51	53



YEARLY RESULTS

1983-84 COMMODORES

23-9 OVERALL (.719), 2-6 (.250) SEC/6TH

H: 9-3; A: 8-5; N: 6-1

COACH: PHIL LEE

ROSTER

No.	Name	Pos.	Ht.	Year	Hometown
10	Dana Turner	F	6-2	So.	Hendersonville, Tenn.
13	Dee Dee Cook	G	5-6	Sr.	Chapel Hill, N.C.
14	Barbara Brackman	F	6-2	Jr.	Douglasville, Ga.
20	Lori Gross	G	5-6	Fr.	Mt. Juliet, Tenn.
22	Tracie Albright	F	5-9	So.	Clarksville, Tenn.
24	Jackie Cowan	F	5-10	So.	Nashville, Tenn.
25	Donna Atkinson	G	5-6	So.	Goldsboro, N.C.
31	Harriet Brumfield	C	6-2	Jr.	Tampa, Fla.
32	Tina Blair	F	6-0	Jr.	Indiana, Pa.
33	Karen Booker	C	6-1	Fr.	Franklin, Tenn.
42	Kylee Brock	F	5-9	So.	Ventura, Calif.

SEASON STATISTICS

Name	PPG	RPG	APG	FG Pct.	FT Pct.
Donna Atkinson	15.9	3.8	2.4	.460	.757
Jackie Cowan	15.1	6.2	1.6	.494	.800
Barbara Brackman	14.8	6.6	1.6	.446	.711
Harriet Brumfield	14.4	9.4	0.6	.484	.655
Karen Booker	9.1	7.1	0.1	.452	.647
Lori Gross	6.3	2.5	4.3	.374	.568
Dana Turner	2.4	1.6	0.6	.359	.739
Tracie Albright	1.4	0.7	0.2	.333	.000
Tina Blair	1.2	1.5	0.2	.357	.333
Dee Dee Cook	0.5	0.3	0.3	.455	.000
Kylee Brock	0.3	1.0	0.1	.500	.000

SEASON RESULTS

Date	Opponent	W/L	VU	Opp
11/19	Belmont	W	91	47
<i>Dartmouth Invitational (Hanover, NH)</i>				
11/26	Dartmouth	W	83	42
11/27	Syracuse	W-ot	89	82
12/1	UT-Martin	W	95	63
12/3	at Mississippi	L-ot	72	82
12/5	at Auburn	L	64	83
12/10	at Southern Illinois	W	80	75
12/13	Tennessee Tech	W	111	80
12/16	Mercer	W	63	60
1/4	at Florida	W	86	77
1/5	at South Florida	W	77	58
1/10	at UT-Martin	W	84	62
1/14	at Georgia	L	86	87
1/16	Alabama	W	84	74
1/17	at Middle Tennessee	W	66	60
1/22	Kentucky	W	77	74
1/27	University of D.C.	W	106	70
1/29	Florida	L	65	66
1/31	MTSU	W	83	67
2/5	Tennessee	L	73	82
2/7	Western Kentucky	W	76	68
2/12	Georgia	L	66	90
2/16	at Mississippi State	W	89	72
2/20	at Kentucky	L	70	89
2/23	at UT-Chattanooga	W	66	65
2/26	at Tennessee	L	72	74
<i>SEC Tournament (Athens, Ga.)</i>				
3/2	Mississippi State	W	72	47
3/3	Mississippi	W	78	73
3/4	Alabama	L	73	83
	Utah (WNIT-Amarillo)	W	84	58
	WKU (WNIT-Amarillo)	W	79	68
	UTC (WNIT-Amarillo)	W	67	66

1984-85 COMMODORES

14-13 OVERALL (.519), 2-6 (.250) SEC/8TH

H: 6-4; A: 4-8; N: 4-1

COACH: PHIL LEE

ROSTER

No.	Name	Pos.	Ht.	Year	Hometown
10	Dana Turner	F	6-2	Jr.	Hendersonville, Tenn.
14	Barbara Brackman	F	6-2	Sr.	Douglasville, Ga.
20	Carolyn Peck	C	6-4	Fr.	Jefferson City, Tenn.
21	Kim Kilgore	G	5-5	Fr.	Speedwell, Tenn.
24	Jackie Cowan	F	5-10	Jr.	Nashville, Tenn.
25	Donna Atkinson	G	5-6	Jr.	Goldsboro, N.C.
31	Harriet Brumfield	C	6-2	Sr.	Tampa, Fla.
32	Tina Blair	F	6-0	Sr.	Indiana, Pa.
33	Dee Dee Deeken	F	5-11	Fr.	Palatine, Ill.
34	Patsy Smith	F	5-11	Fr.	Shelbyville, Tenn.
40	Karen Booker	C	6-1	So.	Franklin, Tenn.
42	Libby Kimery	F	5-8	Fr.	Nashville, Tenn.

SEASON STATISTICS

Name	PPG	RPG	APG	FG Pct.	FT Pct.
Harriet Brumfield	14.6	7.4	0.6	.484	.685
Jackie Cowan	13.2	5.3	2.6	.455	.773
Donna Atkinson	11.9	3.9	2.9	.490	.703
Carolyn Peck	9.6	5.9	0.9	.458	.708
Karen Booker	9.4	6.3	0.5	.444	.391
Barbara Brackman	8.1	4.5	3.5	.360	.714
Dana Turner	3.4	0.9	1.0	.476	.824
Patsy Smith	3.3	3.5	0.8	.418	.667
Dee Dee Deeken	2.1	0.9	0.9	.385	.800
Libby Kimery	1.9	1.1	0.5	.314	.857
Kim Kilgore	1.1	0.1	0.2	.467	.667
Tina Blair	1.1	1.3	0.4	.571	.750

SEASON RESULTS

Date	Opponent	W/L	VU	Opp
11/21	Tennessee State	W	91	47
<i>Oil Capital Classic (Tulsa, Okla.)</i>				
11/23	Hawaii	W	81	57
11/24	Kansas	L	61	65
<i>Texas Classic (Austin, Texas)</i>				
12/1	UCLA	W	66	62
12/2	Texas	L	71	95
12/5	at Tennessee Tech	L	74	79
<i>Rotary Classic (Jefferson City, Tenn.)</i>				
12/7	Mercer	W	97	76
12/8	Carson-Newman	W	81	66
<i>Old Dominion Invitational (Norfolk, Va.)</i>				
12/21	Northern Illinois	W	94	68
12/22	Old Dominion	L	72	96
1/5	Kentucky	L	57	58
1/8	at Florida	L	62	73
1/11	Mississippi State	W	86	54
1/13	Detroit	W	96	82
1/13	Tennessee	W	84	77
1/19	at Western Kentucky	L	68	85
1/27	Georgia	L	67	83
1/29	Mississippi	L	56	80
2/2	Florida	L	56	61
2/5	UT-Chattanooga	W	88	64
2/10	at Georgia	L	71	95
2/14	Memphis State	W	77	72
2/16	at Tennessee	L	71	82
2/18	at Louisville	W	93	67
2/20	at Kentucky	W	78	73
<i>SEC Tournament (Tuscaloosa, Ala.)</i>				
2/28	Alabama	W-ot	87	85
<i>SEC Tournament (Athens, Ga.)</i>				
3/1	Georgia	L	69	79

1985-86 COMMODORES

22-9 OVERALL (.709), 4-5 (.444) SEC/7TH

H: 11-3; A: 8-5; N: 3-1

COACH: PHIL LEE

ROSTER

No.	Name	Pos.	Ht.	Year	Hometown
00	Jill Goldberg	G	5-9	Fr.	Raleigh, N.C.
10	Dana Turner	F	6-2	Sr.	Hendersonville, Tenn.
14	Mary Braughler	G	5-9	Fr.	Morehead, Ky.
20	Carolyn Peck	C	6-4	So.	Jefferson City, Tenn.
22	Deborah Denton	G	5-8	Fr.	Atlanta, Ga.
24	Jackie Cowan	F	5-10	Sr.	Nashville, Tenn.
25	Donna Atkinson	G	5-6	Sr.	Goldsboro, N.C.
32	Nicole Marcelli	G	5-8	Fr.	Canton, Ohio
33	Nicole Hare	F	5-10	Fr.	Nashville, Tenn.
34	Patsy Smith	F	5-11	So.	Shelbyville, Tenn.
40	Karen Booker	C	6-1	Jr.	Franklin, Tenn.
42	Libby Kimery	F	5-8	So.	Nashville, Tenn.

SEASON STATISTICS

Name	PPG	RPG	APG	FG Pct.	FT Pct.
Jackie Cowan	20.4	8.1	2.2	.526	.802
Donna Atkinson	14.3	3.3	2.6	.486	.794
Karen Booker	12.6	10.9	0.8	.413	.401
Carolyn Peck	9.9	5.6	0.7	.514	.626
Patsy Smith	7.8	4.8	1.6	.418	.636
Dana Turner	4.7	1.6	1.7	.462	.897
Deborah Denton	4.4	2.0	1.3	.463	.429
Jill Goldberg	4.1	1.8	2.0	.442	.667
Nicole Marcelli	2.3	1.1	1.5	.442	.583
Libby Kimery	2.2	1.4	0.3	.333	.833
Nicole Hare	1.3	1.8	0.0	.235	.692

SEASON RESULTS

Date	Opponent	W/L	VU	Opp
11/24	Texas Tech	L	69	74
11/29	Illinois	W-ot	83	75
12/2	at Tennessee State	W	89	86
<i>Providence College Invitational (Providence R.I.)</i>				
12/7	Xavier	W	100	55
12/8	Providence	W	98	82
12/10	Tennessee Tech	W	87	72
12/29	Southwest Missouri	W	102	53
1/3	at Alabama-Birmingham	W	76	60
1/4	at Troy State	W	82	51
1/8	*Florida	W	70	53
1/12	*Georgia	L	61	68
1/15	at Northern Alabama	W	69	60
1/18	*at Louisiana State	L	80	91
1/19	at Southern University	L	68	70
1/23	*Alabama	W	84	75
1/25	*at Mississippi State	W	69	41
1/26	at Mississippi Valley St.	W	77	63
1/29	*Auburn	W	60	59
2/1	*at Mississippi	L	62	76
2/5	*Kentucky	L	70	79
2/7	at UT-Chattanooga	W	86	62
2/9	Cheyney State	W	112	54
2/12	Alabama-Huntsville	W	100	47
2/15	*at Tennessee	L	81	94
2/18	Louisville	W	114	76
2/20	Memphis State	W	96	73
2/23	South Alabama	W	95	79
<i>SEC Tournament (Athens, Ga.)</i>				
2/28	Mississippi State	W	83	69
3/1	Auburn	W	89	79
3/2	Louisiana State	L	60	83
<i>NCAA Midwest 2nd Round (Norman, Okla.)</i>				
3/16	Oklahoma	L	67	86



YEARLY RESULTS

1986-87 COMMODORES

23-10 OVERALL (.696), 4-5 (.444) SEC/6TH

H: 15-2; A: 4-6; N: 4-2

COACH: PHIL LEE

ROSTER

No.	Name	Pos.	Ht.	Year	Hometown
05	Jill Goldberg	G	5-9	So.	Raleigh, N.C.
10	Robin Adams	F	6-0	Fr.	Knoxville, Tenn.
11	Kris Becker	G	5-6	Fr.	New Berlin, Wis.
20	Carolyn Peck	C	6-4	Jr.	Jefferson City, Tenn.
22	Deborah Denton	G	5-8	So.	Atlanta, Ga.
32	Nicole Marcelli	G	5-8	So.	Canton, Ohio
33	Nicole Hare	F	5-10	So.	Nashville, Tenn.
34	Patsy Smith	F	5-11	Jr.	Shelbyville, Tenn.
40	Karen Booker	C	6-1	Sr.	Franklin, Tenn.
42	Libby Kimery	F	5-8	Jr.	Nashville, Tenn.
44	Renae Sallquist	F	6-3	Fr.	Volga, S.D.
51	Andrea Kyser	C	6-1	Fr.	Warren, Ohio

SEASON STATISTICS

Name	PPG	RPG	APG	FG Pct.	FT Pct.
Karen Booker	19.0	11.8	1.3	.455	.612
Deborah Denton	14.6	2.3	4.8	.486	.679
Patsy Smith	12.4	6.6	1.8	.445	.662
Carolyn Peck	10.4	5.4	1.1	.472	.775
Jill Goldberg	7.0	2.4	2.6	.459	.738
Renae Sallquist	4.9	4.5	1.2	.405	.526
Nicole Marcelli	4.3	1.6	1.4	.434	.760
Robin Adams	3.9	2.0	0.3	.417	.500
Andrea Kyser	2.9	2.4	0.2	.483	.706
Kris Becker	2.4	1.6	1.1	.500	.900
Libby Kimery	1.9	0.9	0.4	.267	.813
Nicole Hare	1.9	1.1	0.0	.375	.818

SEASON RESULTS

Date	Opponent	W/L	VU	Opp
11/28	Mississippi Valley	W	101	70
12/1	at Evansville	W	68	62
12/6	at Louisville	L	78	80
12/7	St. Peter's	W	87	61
12/10	Western Kentucky	W	81	66
12/12	Alabama-Birmingham	W	70	48
12/14	Southern University	W	114	45
12/17	UT-Chattanooga	W	90	53
12/20	Illinois State	W	86	57
<i>Rainbow Wahine Classic (Honolulu, Hawaii)</i>				
1/3	Harvard	W	78	50
1/4	New Mexico State	W	90	77
1/5	Western Kentucky	W	78	75
1/8	*Mississippi	L	73	77
1/11	*at Alabama	W	90	84
1/15	Utah	W	65	64
1/19	Belmont	W	95	48
1/21	*at Kentucky	L	71	74
1/24	*at Florida	W	80	60
1/27	*Mississippi State	W	71	61
1/29	North Alabama	W	110	60
2/1	*Louisiana State	L-ot	79	81
2/4	*Tennessee	W	77	76
2/10	Tennessee State	W	96	37
2/12	Creighton	W	77	57
2/15	*at Georgia	L	72	89
2/18	*at Auburn	L	67	111
2/21	at Memphis State	L	74	93
2/22	Indiana-Purdue PLS	W	100	62
2/26	at Tennessee Tech	L	79	81
2/28	at Ball State	W	89	70
3/5	Mississippi (SEC-Albany, Ga.)	W	65	64
3/6	Georgia (SEC-Albany, Ga.)	L	53	54
3/15	JMU (NCAA-Fayetteville, N.C.)	L	60	68

1987-88 COMMODORES

18-10 OVERALL (.642), 4-5 (.444) SEC/7TH

H: 12-2; A: 5-7; N: 1-1

COACH: PHIL LEE

ROSTER

No.	Name	Pos.	Ht.	Year	Hometown
05	Jill Goldberg	G	5-9	Jr.	Raleigh, N.C.
11	Kris Becker	G	5-6	So.	New Berlin, Wis.
14	Jeanie Carroll	G	5-8	So.	Clifton, Tenn.
20	Carolyn Peck	C	6-4	Sr.	Jefferson City, Tenn.
22	Deborah Denton	G	5-8	Jr.	Atlanta, Ga.
24	Barbara Bolden	F	6-2	Fr.	Shreveport, La.
32	Nicole Marcelli	G	5-8	Jr.	Canton, Ohio
33	Nicole Hare	F	5-10	Jr.	Nashville, Tenn.
34	Patsy Smith	F	5-11	Sr.	Shelbyville, Tenn.
40	Wendy Scholtens	C	6-4	Fr.	Ft. Smith, Ark.
42	Libby Kimery	F	5-8	Sr.	Nashville, Tenn.
44	Renae Sallquist	F	6-3	So.	Volga, S.D.
51	Andrea Kyser	C	6-1	So.	Warren, Ohio

SEASON STATISTICS

Name	PPG	RPG	APG	FG Pct.	FT Pct.
Wendy Scholtens	15.4	8.4	1.6	.617	.786
Deborah Denton	14.2	3.0	4.1	.462	.747
Carolyn Peck	12.5	6.4	1.1	.506	.784
Patsy Smith	10.3	6.0	1.7	.415	.667
Barbara Bolden	6.9	5.0	0.7	.418	.647
Jill Goldberg	5.8	3.3	1.7	.429	.920
Renae Sallquist	4.1	3.3	1.0	.374	.586
Nicole Marcelli	3.1	1.8	0.9	.408	.692
Kris Becker	2.0	1.3	1.0	.385	.733
Andrea Kyser	1.8	1.6	0.3	.423	.444
Libby Kimery	1.3	0.6	0.2	.278	.500
Nicole Hare	0.8	1.4	0.1	.429	.333
Jeanie Carroll	0.6	0.4	0.0	.200	1.000

SEASON RESULTS

Date	Opponent	W/L	VU	Opp
11/27	at Illinois State	W	63	57
11/29	at Illinois	L	68	73
12/1	Lipscomb	W	79	49
<i>East Carolina Tournament (Greenville, NC)</i>				
12/4	Georgia Southwest	W	74	38
12/5	East Carolina	W	66	56
12/8	at Tennessee State	W	82	45
12/11	West Virginia	W	92	75
12/19	Dayton	W	82	67
1/2	Tennessee Tech	W	72	59
1/3	at UT-Chattanooga	L	75	81
1/6	Middle Tennessee	W	70	67
1/10	at South Alabama	L	71	73
1/13	*at Mississippi	L	56	64
1/17	*at Tennessee	L	67	104
1/23	Louisville	W	102	56
1/28	*Kentucky	W	83	68
1/30	Missouri-KC	W	98	90
1/31	*Florida	W	84	62
2/3	*at Mississippi State	W	80	70
2/6	*at Louisiana State	L	66	73
2/9	Evansville	W	93	62
2/13	at Belmont	W	81	65
2/15	at Western Kentucky	L	64	89
2/18	*Alabama	W	71	65
2/21	*Georgia	L	55	58
2/24	Memphis State	W	86	73
2/28	*Auburn	L	57	89
<i>SEC Tournament (Albany, Ga.)</i>				
3/4	Kentucky	L	67	75

1988-89 COMMODORES

21-8 OVERALL (.724), 5-4 (.555) SEC/4TH

H: 10-1; A: 9-6; N: 2-1

COACH: PHIL LEE

ROSTER

No.	Name	Pos.	Ht.	Year	Hometown
04	Jade Huntington	G	5-5	Fr.	Bradford, Vt.
05	Jill Goldberg	G	5-9	Sr.	Raleigh, N.C.
11	Kris Becker	G	5-6	Jr.	New Berlin, Wis.
12	Michelle Kennedy	G	5-6	Fr.	Hawesville, Ky.
14	Jeanie Carroll	G	5-8	Jr.	Clifton, Tenn.
22	Deborah Denton	G	5-8	Sr.	Atlanta, Ga.
24	Christine Dunn	G	5-9	Fr.	Salt Rock, W.Va.
30	*Lori King	F	6-1	Fr.	San Antonio, Texas
31	Lisa King	F	6-1	Fr.	San Antonio, Texas
32	Nicole Marcelli	G	5-8	Sr.	Canton, Ohio
33	Nicole Hare	F	5-10	Sr.	Nashville, Tenn.
40	Wendy Scholtens	C	6-4	So.	Ft. Smith, Ark.
42	Sarah Mannes	F	6-0	Fr.	Yankton, S.D.
44	Renae Sallquist	F	6-3	Jr.	Brookings, S.D.

* Redshirted due to injury after playing two games

SEASON STATISTICS

Name	PPG	RPG	APG	FG Pct.	FT Pct.
Wendy Scholtens	22.3	10.9	2.5	.570	.876
Deborah Denton	14.3	2.6	4.8	.437	.729
Lisa King	11.4	6.0	1.1	.461	.756
Rena Sallquist	9.5	7.7	1.9	.408	.645
Jill Goldberg	9.0	2.8	2.1	.536	.850
Sarah Mannes	3.9	1.6	0.2	.442	.784
Jade Huntington	3.6	1.5	1.2	.417	.556
Nicole Marcelli	3.2	1.9	1.4	.363	.791
Christine Dunn	3.0	1.2	0.4	.483	.917
Lori King	2.0	2.0	0.0	.250	.500
Kris Becker	1.3	1.7	1.3	.316	.500
Nicole Hare	1.2	2.1	0.3	.333	.455
Michelle Kennedy	0.9	0.7	0.8	.333	.000
Jeanie Carroll	0.7	.07	0.2	.333	.000

SEASON RESULTS

Date	Opponent	W/L	VU	Opp
11/30	Austin Peay	W	97	30
<i>Harvard Invitational (Cambridge, Mass.)</i>				
12/2	Lafayette	W	81	62
12/3	Harvard	W	94	67
12/6	at Middle Tennessee	L	78	81
12/10	Western Kentucky	W	100	89
12/13	Tennessee State	W	92	33
12/15	East Carolina	W	91	56
<i>Reebok Classic (Norfolk, Va.)</i>				
12/29	Michigan	W	95	86
12/30	Old Dominion	L	76	85
1/3	at Dayton	W	71	57
1/4	at Louisville	W	76	68
1/6	*at Kentucky	L	68	74
1/8	Notre Dame	W	86	64
1/9	at David Lipscomb	W	86	64
1/11	at Tennessee Tech	W	79	64
1/14	*at Georgia	L	62	83
1/18	Montevallo	W	94	60
1/21	*at Auburn	L	69	87
1/26	*Tennessee	L	60	80
1/28	*Mississippi State	W	75	53
2/1	at Evansville	W	74	52
2/4	*at Alabama	W	91	79
2/7	Belmont	W	82	51
2/11	*Mississippi	W	68	62
2/19	*Louisiana State	W	79	66
2/22	at Memphis State	W	89	82
2/25	*at Florida	W	80	68
<i>SEC Tournament (Albany, Ga.)</i>				
3/4	Louisiana State	L	78	79
<i>NCAA East First Round (Philadelphia, Penn.)</i>				
3/15	St. Joseph	L	68	82



YEARLY RESULTS

1989-90 COMMODORES

23-11 OVERALL (.676), 5-4 (.555) SEC/5TH

H: 15-2; A: 4-6; N: 4-3

COACH: PHIL LEE

ROSTER

No.	Name	Pos.	Ht.	Year	Hometown
04	Jade Huntington	G	5-5	So.	Bradford, Vt.
10	Misty Lamb	F	6-2	Fr.	Shelbyville, Tenn.
11	Kris Becker	G	5-6	Sr.	New Berlin, Wis.
12	Michelle Kennedy	G	5-6	So.	Hawesville, Ky.
14	Jeanie Carroll	G	5-8	Sr.	Clifton, Tenn.
15	Renee Allen	G	5-10	Fr.	Cincinnati, Ohio
21	Shelley Jarrard	F	6-1	Fr.	Gore, Okla.
24	Christine Dunn	G	5-9	So.	Salt Rock, W.Va.
30	Lori King	F	6-1	R-Fr	San Antonio, Texas
31	*Lisa King	F	6-1	So.	San Antonio, Texas
40	Wendy Scholtens	C	6-4	Jr.	Ft. Smith, Ark.
42	Sarah Mannes	F	6-0	So.	Yankton, S.D.
44	Renee Sallquist	F	6-3	Sr.	Brookings, S.D.
55	Donna Harris	G	5-6	Fr.	Nashville, Tenn.

* Redshirted due to injury

SEASON STATISTICS

Name	PPG	RPG	APG	FG Pct.	FT Pct.
Wendy Scholtens	25.2	11.4	2.9	.589	.894
Misty Lamb	12.3	6.5	1.5	.562	.707
Donna Harris	11.3	3.6	2.9	.453	.762
Renee Sallquist	9.2	5.6	2.3	.469	.702
Kris Becker	6.3	2.0	2.5	.456	.750
Shelley Jarrard	5.7	3.6	0.9	.475	.530
Jade Huntington	4.5	2.2	3.3	.372	.727
Sarah Mannes	3.2	1.3	0.4	.532	.727
Christine Dunn	2.8	0.8	0.6	.500	.667
Renee Allen	1.5	1.1	0.5	.375	.600
Michelle Kennedy	0.8	0.8	1.2	.333	.800
Jeanie Carroll	0.8	0.6	0.4	.445	.000

SEASON RESULTS

Date	Opponent	W/L	VU	Opp
11/24	Oregon State (Wahine, Hi.)	W	63	50
11/25	Virginia (Wahine, Hi.)	L	74	76
11/26	Kansas (Wahine, Hi.)	W	70	64
11/30	Evansville	W	111	66
12/1	Transylvania	W	87	45
12/4	Tennessee Tech	W	62	50
12/5	at Tennessee State	W	87	70
12/9	Wright State (Lady Herd)	W	88	49
12/10	Va. Commonwealth (LH)	W	75	73
12/13	Georgia Southern	W	95	61
12/16	Morehead State	W	92	46
12/30	Cal-Berkeley	L	70	72
1/2	at Northwestern	L	64	81
1/4	at Notre Dame	L	63	77
1/7	Kentucky	W	79	70
1/9	David Lipscomb	W	95	68
1/13	Georgia	W	63	62
1/17	at Western Kentucky	L	73	75
1/20	Auburn	L-2ot	93	96
1/24	Memphis State	W	99	66
1/27	at Mississippi State	W	74	64
1/29	Northern Illinois	W	87	83
1/31	at Austin Peay	W	88	62
2/3	Alabama	W	98	74
2/7	UT-Chattanooga	W	94	46
2/10	at Mississippi	L	60	75
2/15	Middle Tennessee	W	88	70
2/17	at Louisiana State	L	69	71
2/22	at Tennessee	L	77	88
2/25	Florida	W	82	60
3/3	Georgia (SEC-Albany, Ga.)	L	72	79
3/14	Rutgers (NCAA-Nashville)	W	78	75
3/17	Iowa (NCAA-Iowa City)	W	61	56
3/22	Auburn (NCAA-Iowa City)	L	67	80

1990-91 COMMODORES

19-12 OVERALL (.612), 4-5 (.444) SEC/5TH

H: 11-3; A: 7-7; N: 1-2

COACH: PHIL LEE

ROSTER

No.	Name	Pos.	Ht.	Year	Hometown
00	Lesley Smith	G	6-0	Fr.	Livingston, Tenn.
04	Jade Huntington	G	5-5	Jr.	Bradford, Vt.
12	Michelle Kennedy	G	5-6	Jr.	Hawesville, Ky.
14	Misty Lamb	F	6-2	So.	Shelbyville, Tenn.
15	Renee Allen	G	5-10	So.	Cincinnati, Ohio
21	Shelley Jarrard	F	6-1	So.	Gore, Okla.
24	Christine Dunn	G	5-9	Jr.	Salt Rock, W.Va.
30	Lori King	F	6-1	So.	San Antonio, Texas
31	Lisa King	F	6-1	R-So.	San Antonio, Texas
32	Julie Powell	G	5-11	Fr.	Woodbury, Tenn.
34	Heidi Gillingham	C	6-8	Fr.	Floresville, Texas
40	Wendy Scholtens	C	6-4	Sr.	Ft. Smith, Ark.
42	Sarah Mannes	F	6-0	Jr.	Yankton, S.D.
55	Donna Harris	G	5-6	So.	Nashville, Tenn.

SEASON STATISTICS

Name	PPG	RPG	APG	FG Pct.	FT Pct.
Wendy Scholtens	21.4	10.7	2.7	.555	.872
Julie Powell	11.7	3.0	1.7	.502	.812
Donna Harris	11.6	3.5	3.5	.415	.832
Misty Lamb	8.1	5.1	1.9	.498	.539
Heidi Gillingham	7.4	6.0	0.7	.559	.549
Jade Huntington	6.0	2.4	4.9	.352	.721
Shelley Jarrard	4.6	3.0	1.3	.486	.604
Sarah Mannes	2.4	1.5	0.3	.533	.625
Lisa King	2.3	1.1	0.1	.250	.800
Renee Allen	1.9	1.3	0.7	.308	.500
Lesley Smith	1.9	1.4	0.8	.343	1.000
Lori King	1.7	0.7	0.1	.429	.900
Michelle Kennedy	1.2	0.4	1.4	.385	.750
Christine Dunn	0.7	0.9	0.7	.300	.333

SEASON RESULTS

Date	Opponent	W/L	VU	Opp
11/23	Campbell (O'Charleys)	W	89	53
11/24	Butler (O'Charleys)	L	88	91
11/28	at Maine	W	74	67
11/30	Loyola M'ount (Lady Ute)	W	81	75
12/1	Utah (Lady Ute)	L	78	86
12/6	Tennessee	W	80	66
12/8	Miami University	W	64	56
12/12	Evansville	W	80	64
12/13	Tennessee State	W	98	63
12/15	Northwestern	L	86	91
12/17	Marshall	W	67	36
12/31	Austin Peay	W	111	60
1/3	at Northern Illinois	W	79	65
1/6	Mississippi State	W	71	57
1/9	at Florida	L	68	74
1/12	at Alabama	L	63	73
1/16	Western Kentucky	L	78	80
1/20	at Kentucky	L	63	80
1/24	at Georgia Southern	W	80	75
1/26	at Georgia	L	53	57
1/31	at Tennessee Tech	L	66	73
2/3	Louisiana State	W	73	72
2/6	at Middle Tennessee	W	79	66
2/14	at Lipscomb	W	85	55
2/17	at Auburn	L	75	83
2/20	at UT-Chattanooga	W	79	57
2/24	Mississippi	W	69	46
3/2	Tennessee (SEC-Albany, Ga.)	L	60	62
NCAA Midwest First Round (Nashville, Tenn.)				
3/13	South Carolina	W	73	64
Second Round (West Lafayette, Ind.)				
3/17	Purdue	W	69	63
Sweet 16-Knoxville, Tenn.				
3/21	Auburn	L	45	58

1991-92 COMMODORES

22-9 OVERALL (.709), 6-5 (.545) SEC/4TH

H: 13-2; A: 5-6; N: 4-1

COACH: JIM FOSTER

ROSTER

No.	Name	Pos.	Ht.	Year	Hometown
00	Lesley Smith	G	6-0	So.	Livingston, Tenn.
04	Jade Huntington	G	5-5	Sr.	Bradford, Vt.
11	Rhonda Blades	G	5-7	Fr.	Springfield, Mo.
12	Michelle Kennedy	G	5-6	Sr.	Hawesville, Ky.
13	Sarah Mannes	F	6-0	Sr.	Yankton, S.D.
14	Misty Lamb	F	6-2	Jr.	Shelbyville, Tenn.
15	Renee Allen	G	5-10	Jr.	Cincinnati, Ohio
20	Mara Cunningham	C	6-4	Fr.	Fairfax, Va.
21	Shelley Jarrard	F	6-1	Jr.	Gore, Okla.
24	Christine Dunn	G	5-9	Sr.	Salt Rock, W.Va.
30	Lori King	F	6-1	Jr.	San Antonio, Texas
31	Lisa King	F	6-1	Jr.	San Antonio, Texas
32	Julie Powell	G	5-11	So.	Woodbury, Tenn.
33	Donna Harris	G	5-6	Jr.	Nashville, Tenn.
34	Heidi Gillingham	C	6-10	So.	Floresville, Texas

SEASON STATISTICS

Name	PPG	RPG	APG	FG Pct.	FT Pct.
Donna Harris	12.6	3.5	2.2	.436	.724
Heidi Gillingham	12.4	7.8	0.8	.592	.604
Julie Powell	10.9	4.0	2.4	.471	.702
Shelley Jarrard	9.7	3.5	1.7	.463	.714
Mara Cunningham	9.0	4.7	1.0	.548	.587
Misty Lamb	8.1	5.7	1.2	.507	.595
Jade Huntington	4.9	2.5	4.0	.526	.563
Lisa King	4.0	2.8	0.6	.536	.800
Rhonda Blades	3.0	1.5	1.4	.480	.816
Christine Dunn	2.1	0.6	0.3	.522	.875
Renee Allen	2.0	0.9	1.1	.390	.875
Sarah Mannes	1.5	1.2	0.4	.361	.643
Lesley Smith	1.0	0.9	0.3	.286	.500
Michelle Kennedy	0.4	0.1	0.1	.250	.600

SEASON RESULTS

Date	Opponent	W/L	VU	Opp
11/22	Alabama State (O'Charleys)	W	88	42
11/23	Clemson (O'Charleys)	W	72	60
11/26	Eastern Kentucky	W	74	54
11/29	vs. Virginia Tech (Coors)	W	78	63
11/30	at Colorado (Coors-Boulder)	W	79	69
12/3	Texas-Arlington	W	104	62
12/7	at Memphis State	W	75	50
12/10	at Tennessee State	W	79	42
12/15	*Alabama	W	94	51
12/21	Eastern Illinois	W	100	59
12/28	vs. Iowa (Knoxville)	W	95	65
12/31	*at South Carolina	L	65	72
1/4	*Georgia	L	60	61
1/7	at Western Kentucky	L	63	71
1/11	*at Louisiana State	L	69	76
1/18	*at Mississippi State	W	85	52
1/26	*Florida	W	89	82
1/30	Middle Tennessee	W	90	61
2/2	*at Tennessee	L	53	70
2/8	Arkansas	W	79	75
2/12	*Kentucky	W	93	67
2/15	at Miami (Ohio)	W	69	48
2/18	Penn State	L	60	72
2/23	*Auburn	W	81	67
2/27	Tennessee Tech	W	87	59
2/29	*at Mississippi	L	57	59
SEC Tournament (Albany, Ga.)				
3/6	South Carolina	W	58	47
3/7	Georgia	L	57	58
NCAA East Second Round (Nashville, Tenn.)				
3/21	Connecticut	W	75	47
NCAA East Regional (Charlottesville, Va.)				
3/26	Miami (Florida)	W	77	67
3/28	Virginia	L	58	70



YEARLY RESULTS

1992-93 COMMODORES

30-3 OVERALL (.909), 9-2 (.818) SEC/2ND

H: 15-1; A: 9-1; N: 6-1

COACH: JIM FOSTER

ROSTER

No.	Name	Pos.	Ht.	Year	Hometown
00	Lesley Smith	C	6-0	Jr.	Livingston, Tenn.
11	Rhonda Blades	G	5-7	So.	Springfield, Mo.
14	Misty Lamb	F	6-2	Sr.	Shelbyville, Tenn.
15	Renee Allen	G	5-10	Sr.	Cincinnati, Ohio
20	Mara Cunningham	C	6-4	So.	Fairfax, Va.
21	Shelley Jarrard	F	6-1	Sr.	Gore, Okla.
22	Ginger Jared	G	5-8	Fr.	Sparta, Tenn.
31	Lisa King	F	6-1	Sr.	San Antonio, Texas
32	Julie Powell	G	5-11	Jr.	Woodbury, Tenn.
33	^DeeAnn Bryan	F	6-1	Fr.	Dellrose, Tenn.
34	Heidi Gillingham	C	6-10	Jr.	Floresville, Texas
44	*Kelly Dougherty	F	6-0	Jr.-TR	Leavenworth, Kan.
55	Sheri Sam	F	6-1	Fr.	Duson, La.

^ Received a medical redshirt

* Sat out due to NCAA Transfer rules

SEASON STATISTICS

Name	PPG	RPG	APG	FG Pct.	FT Pct.
Heidi Gillingham	14.6	7.3	0.9	.625	.604
Julie Powell	12.4	3.6	2.6	.516	.867
Shelley Jarrard	11.3	4.5	3.1	.409	.500
Misty Lamb	10.2	6.2	1.5	.480	.700
Rhonda Blades	7.5	3.1	4.7	.423	.766
Mara Cunningham	7.3	2.4	0.5	.587	.800
Lisa King	5.3	2.8	0.9	.437	.857
Sheri Sam	3.2	2.1	0.4	.525	.481
Ginger Jared	2.9	1.0	2.2	.423	.679
Renee Allen	1.0	0.8	1.0	.325	.500

SEASON RESULTS

Date	Opponent	W/L	VU	Opp
12/1	at Arizona	W	73	63
12/4	Southwest Mo. (O'Charleys)	W	72	59
12/6	Oregon (O'Charleys)	W	72	68
12/10	Bowling Green	W	69	66
12/13	*at Alabama	W	87	70
12/15	Dartmouth	W	90	52
12/21	at Texas	W	78	73
12/29	Connecticut (Hilton Head)	W	57	37
12/30	Virginia (Hilton Head)	W	66	62
1/2	*at Georgia	W	90	66
1/5	Memphis State (Belmont)	W	91	57
1/7	Ohio State	W	70	67
1/10	*Louisiana State	W	87	61
1/14	Oral Roberts	W	124	58
1/17	*Mississippi State	W	108	44
1/19	Southern Illinois	W	85	55
1/24	*at Florida	W	69	63
1/30	*Tennessee	L	68	73
2/4	Western Kentucky	W	62	59
2/6	*at Arkansas	W	80	59
2/9	DePaul	W	71	64
2/13	*South Carolina	W	58	48
2/16	at Penn State	W	66	57
2/21	*at Auburn	L	53	55
2/23	*at Kentucky	W	65	52
2/28	Mississippi	W	77	62
3/6	Kentucky (SEC-Chatt.)	W	68	61
3/7	Mississippi (SEC-Chatt.)	W	79	54
3/8	Georgia (SEC-Chatt.)	W	76	64
3/20	Cal-Berkeley (NCAA-Belmont)	W	82	63
NCAA Midwest Regional (Nacogdoches, Texas)				
3/25	Stephen F. Austin	W	59	56
3/27	Louisiana Tech	W	58	53
4/3	Texas Tech (Final Four-ATL)	L	46	60

1993-1994 COMMODORES

25-8 OVERALL (.757), 9-2 (.818) SEC/2ND

H: 14-2; A: 9-3; N: 2-3

COACH: JIM FOSTER

ROSTER

No.	Name	Pos.	Ht.	Year	Hometown
00	Lesley Smith	C	6-0	Sr.	Livingston, Tenn.
05	Donna Harris	G	5-8	Sr.	Nashville, Tenn.
11	Rhonda Blades	G	5-7	Jr.	Springfield, Mo.
12	*Michelle Palmisano	G	5-9	So.-TR	Ventura, Calif.
15	^Jennifer Cox	F	6-5	Fr.	Greer, S.C.
20	^Mara Cunningham	C	6-4	Jr.	Fairfax, Va.
22	Ginger Jared	G	5-8	So.	Sparta, Tenn.
32	Julie Powell	G	5-11	Sr.	Woodbury, Tenn.
33	DeeAnn Bryan	F	6-1	R-Fr.	Dellrose, Tenn.
34	Heidi Gillingham	C	6-10	Sr.	Floresville, Texas
42	Angela Gorsica	C	6-7	Fr.	Waynesboro, Va.
43	Danielle Louis	G	5-9	Fr.	Piscataway, N.J.
44	Kelly Dougherty	F	6-0	Jr.	Leavenworth, Kan.
55	Sheri Sam	F	6-1	So.	Duson, La.

* Sat out due to NCAA transfer rules

^ Played in two games before receiving a medical redshirt

SEASON STATISTICS

Name	PPG	RPG	APG	FG Pct.	FT Pct.
Heidi Gillingham	15.2	6.1	0.6	.563	.565
Rhonda Blades	11.7	4.0	4.7	.447	.804
Julie Powell	11.0	3.1	2.5	.496	.636
Kelly Dougherty	9.6	4.8	0.8	.522	.759
Ginger Jared	9.2	2.6	5.5	.448	.828
Sheri Sam	9.2	6.2	1.9	.521	.680
Donna Harris	8.1	4.4	3.0	.411	.783
Mara Cunningham	6.0	4.5	2.5	.600	.000
Angela Gorsica	5.9	3.3	0.4	.463	.559
Lesley Smith	1.1	0.6	0.3	.450	.667
Jennifer Cox	1.0	0.5	0.5	.500	.000
Danielle Louis	0.8	1.0	0.5	.286	.467

SEASON RESULTS

Date	Opponent	W/L	VU	Opp
11/20	Texas Tech (Jackson, Tenn.)	L	67	74
11/26	Texas	W	93	71
12/1	at Ohio State	L	80	82
12/4	Pittsburgh (MCI/First Am)	W	82	64
12/5	Purdue (MCI/First Am)	W	96	91
12/7	Texas Southern	W	103	44
12/11	Bowling Green	W	92	70
12/17	Auburn	W	75	58
12/20	at George Washington	W	60	58
12/30	at Harvard	W	107	68
1/2	at Massachusetts	W	77	50
1/7	Evansville	W	121	64
1/9	Alabama	W	77	73
1/12	Kentucky	W	83	56
1/16	Georgia	W	80	50
1/19	at Mississippi	L	59	80
1/22	at Louisiana State	W	87	63
1/27	Penn State	L	51	66
1/29	at Mississippi State	W	88	77
1/31	Tennessee	L	82	84
2/2	at Southern Illinois	W	91	57
2/6	Florida	W	82	65
2/13	at Tennessee	L	57	79
2/17	at Western Kentucky	W	71	58
2/20	Arkansas	W	67	58
2/24	at DePaul	W	68	42
2/26	at South Carolina	W	71	56
3/5	Kentucky (SEC-Chatt.)	W	72	67
3/6	Florida (SEC-Chatt.)	W	94	72
3/7	Tennessee (SEC-Chatt.)	L	57	82
NCAA East 1st & 2nd Round (Nashville, Tenn.)				
3/16	Grambling State	W	95	85
3/19	Minnesota	W	98	72
3/24	North Carolina (NCAA-Rutgers)	L	69	73

1994-95 COMMODORES

28-7 OVERALL (.800), 8-3 (.727) SEC/2ND

H: 16-1; A: 9-5; N: 3-1

COACH: JIM FOSTER

ROSTER

No.	Name	Pos.	Ht.	Year	Hometown
04	Na'Sheema Hillmon	F	6-2	Fr.	Cleveland, Ohio
11	Rhonda Blades	G	5-7	Sr.	Springfield, Mo.
12	Michelle Palmisano	G	5-9	So.	Ventura, Calif.
15	Jennifer Cox	F	6-5	R-Fr.	Greer, S.C.
20	Mara Cunningham	C	6-4	R-Jr.	Fairfax, Va.
22	Ginger Jared	G	5-8	Jr.	Sparta, Tenn.
23	Lisa Ostrom	G/F	6-2	Fr.	Gaithersburg, Md.
33	*Nettie Respondek	G	5-10	Fr.	Rosenberg, Texas
42	Angela Gorsica	C	6-7	So.	Waynesboro, Va.
44	Kelly Dougherty	F	6-0	Sr.	Leavenworth, Kan.
55	Sheri Sam	F	6-1	Jr.	Duson, La.

* Played in two games before receiving a medical redshirt

SEASON STATISTICS

Name	PPG	RPG	APG	FG Pct.	FT Pct.
Sheri Sam	15.5	8.3	3.6	.537	.746
Na'Sheema Hillmon	9.7	6.7	0.8	.527	.484
Michelle Palmisano	9.5	3.8	2.0	.415	.761
Angela Gorsica	9.0	5.3	1.5	.490	.653
Mara Cunningham	8.3	4.8	1.5	.507	.682
Rhonda Blades	8.2	3.6	4.2	.400	.617
Kelly Dougherty	7.9	3.6	0.6	.485	.802
Lisa Ostrom	7.1	3.9	1.3	.500	.742
Nettie Respondek	5.5	3.0	1.5	.556	1.000
Ginger Jared	4.9	1.9	3.4	.416	.909
Jennifer Cox	2.6	0.7	0.2	.467	.750

SEASON RESULTS

Date	Opponent	W/L	VU	Opp
Preseason W/NIT				
	Fla. International (Nashville)	W	80	63
	at Montana	W	69	65
	at Texas Tech	L-ot	81	86
11/25	at Purdue	W	72	52
11/27	Southern Illinois	W	94	54
11/29	at Penn State	L	65	86
12/2	Massachusetts (MCI/1st Am)	W	98	54
12/3	Tennessee State	W	84	40
12/7	at Southwest Missouri	W	72	37
12/10	Manhattan	W	101	52
12/18	*at Auburn	W	54	34
12/21	at Oregon	W	82	54
12/22	at Oregon State	W	78	57
12/29	Arizona	W	79	39
12/31	*Tennessee	L	70	72
1/3	*Mississippi	W	91	54
1/8	*at Alabama	L	63	71
1/15	*at Georgia	W	65	52
1/22	*Louisiana State	W	85	33
1/26	*at Kentucky	W	82	53
1/29	*Mississippi State	W	107	60
1/31	DePaul	W	107	72
2/4	*at Florida	W	66	52
2/7	George Washington	W	87	52
2/12	at Tennessee	L	55	75
2/14	Nicholls State	W	100	40
2/19	*at Arkansas	L-ot	71	73
2/21	Towson	W	105	46
2/26	*South Carolina	W	98	58
SEC Tournament (Chattanooga, Tenn.)				
3/4	Mississippi	W	64	57
3/5	Georgia	W	82	56
3/6	Tennessee	W	67	61
NCAA Tournament (Nashville, Tenn.)				
3/17	NIU	W	90	44
3/19	Memphis	W	95	68
NCAA Tournament (Ruston, La.)				
3/23	Purdue	L	66	67



YEARLY RESULTS

1995-96 COMMODORES

23-8 OVERALL (.741), 7-4 (.636) SEC/3RD

H: 13-2; A: 7-4; N: 3-2

COACH: JIM FOSTER

ROSTER

No.	Name	Pos.	Ht.	Year	Hometown
04	Na'Sheema Hillmon	F/C	6-2	So.	Cleveland, Ohio
05	Paige Redman	G	5-10	Fr.	Cleveland, Tenn.
12	Michelle Palmisano	G	5-9	Jr.	Ventura, Calif.
20	Mara Cunningham	C	6-4	Sr.	Fairfax, Va.
22	Ginger Jared	G	5-8	Sr.	Sparta, Tenn.
23	Lisa Ostrom	G/F	6-2	So.	Gaithersburg, Md.
25	Beth Ostendorf	G/F	6-1	Fr.	Pickerington, Ohio
33	Nettie Respondek	G	5-10	R-Fr.	Rosenberg, Texas
35	Katie Janky	F/C	6-4	Fr.	Centerville, Ohio
42	Angela Gorsica	C	6-7	Jr.	Waynesboro, Va.
43	Danielle Louis	G	5-9	So.	Piscataway, N.J.
55	Sheri Sam	F	6-1	Sr.	Duson, La.

SEASON STATISTICS

Name	PPG	RPG	APG	FG Pct.	FT Pct.
Sheri Sam	20.4	7.2	3.5	.571	.755
Mara Cunningham	11.2	6.5	1.5	.526	.750
Na'Sheema Hillmon	7.5	6.3	0.8	.427	.613
Michelle Palmisano	6.4	2.5	1.2	.427	.788
Ginger Jared	6.1	2.5	4.4	.360	.881
Paige Redman	5.6	1.4	2.6	.405	.829
Angela Gorsica	5.0	4.4	0.6	.400	.674
Nettie Respondek	4.8	1.8	2.3	.424	.517
Lisa Ostrom	4.7	2.8	0.9	.393	.723
Beth Ostendorf	4.1	2.2	1.1	.517	.576
Katie Janky	3.7	2.6	0.5	.451	.653
Danielle Louis	0.9	0.7	0.1	.409	.429

SEASON RESULTS

Date	Opponent	W/L	VU	Opp
11/26	UCLA (Reebok-Boston)	W	70	64
11/27	at Manhattan	W	85	64
12/6	at James Madison	W	76	61
12/9	Virginia	W	72	65
12/12	at Southern Illinois	W	76	43
12/16	Winthrop	W	90	39
12/20	at Texas	W	61	57
12/28	Wingate (MCI/First Am)	W	111	40
12/29	Rutgers (MCI/First Am)	W	79	53
1/3	Eastern Kentucky	W	97	55
1/6	Purdue	W-ot	80	77
1/8	*at South Carolina	W	80	69
1/11	*Kentucky	W	58	53
1/14	*at Arkansas	W	65	60
1/19	*at Tennessee	L	82	85
1/24	*at Mississippi	L	53	72
1/28	*Florida	W	74	60
1/30	at DePaul	L	61	76
2/2	*at Mississippi State	L	64	67
2/4	NC State (Charlotte)	W	93	61
2/6	*Auburn	L	66	71
2/10	*at Louisiana State	W	78	56
2/16	*Georgia	W	71	66
2/19	*Alabama	W	73	59
2/23	Texas A&M	W	97	78
2/25	Tennessee	L	71	79
SEC Tournament (Chattanooga, Tenn.)				
3/2	Florida	L	78	83
NCAA Mid-east 1st & 2nd Round (Nashville, Tenn.)				
3/15	Harvard	W	100	83
3/17	Wisconsin	W	96	82
NCAA Mid-east Region (Rosemont, Ill.)				
3/23	Iowa	W	74	63
3/25	Connecticut	L	57	67

1996-1997 COMMODORES

20-11 OVERALL (.645), 6-6 (.428) SEC/6TH

H: 13-1; A: 4-7; N: 3-3

COACH: JIM FOSTER

ROSTER

No.	Name	Pos.	Ht.	Year	Hometown
04	Na'Sheema Hillmon	F/C	6-2	Jr.	Cleveland, Ohio
05	Paige Redman	G	5-10	So.	Cleveland, Tenn.
12	Michelle Palmisano	G	5-9	Sr.	Ventura, Calif.
23	Lisa Ostrom	G/F	6-2	Jr.	Gaithersburg, Md.
24	Chavonne Hammond	G/F	6-0	Fr.	Crofton, Md.
25	*Beth Ostendorf	G/F	6-1	So.	Pickerington, Ohio
31	Cion Washington	G/F	6-0	Fr.	Columbia, S.C.
32	Jennifer Holmes	F	6-2	Fr.	Severna Park, Md.
33	Nettie Respondek	G	5-10	So.	Rosenberg, Texas
35	Katie Janky	F/C	6-4	So.	Centerville, Ohio
42	Angela Gorsica	C	6-7	Sr.	Waynesboro, Va.
43	Danielle Louis	G	5-9	Jr.	Piscataway, N.J.
50	*Candice Storey	C/F	6-3	Fr.	Madison, Ala.

*Redshirted

SEASON STATISTICS

Name	PPG	RPG	APG	FG Pct.	FT Pct.
Michelle Palmisano	12.2	4.2	1.8	.403	.658
Na'Sheema Hillmon	11.5	8.2	1.2	.479	.506
Lisa Ostrom	10.4	4.9	0.9	.495	.656
Paige Redman	9.2	2.8	4.0	.376	.587
Nettie Respondek	7.6	3.6	4.1	.363	.722
Angela Gorsica	6.6	6.1	1.1	.398	.725
Katie Janky	5.7	2.9	0.2	.397	.698
Jennifer Holmes	2.8	4.1	0.3	.451	.304
Chavonne Hammond	2.8	1.6	0.6	.405	.552
Candice Storey	2.3	2.7	0.0	.500	.600
Danielle Louis	1.8	1.4	1.1	.392	.462
Cion Washington	1.8	1.2	0.2	.382	.682

SEASON RESULTS

Date	Opponent	W/L	VU	Opp
11/24	Louisville (Reebok-Boston)	W	63	60
11/26	at Towson State	W	77	45
12/1	at Virginia	L	49	65
12/7	at Richmond (Richmond)	W	88	67
12/8	Old Dominion (Richmond)	L	59	70
12/10	Howard	W	87	47
12/15	Cleveland State	W	91	51
12/28	Oklahoma State (MCI/1st Am)	W	61	55
12/29	Texas (MCI/1st Am)	W	67	65
1/1	Northwestern	W	73	54
1/3	Holy Cross	W	80	50
1/5	*South Carolina	W	70	33
1/8	*at Kentucky	W	65	54
1/12	*Arkansas	W	77	68
1/15	at Michigan State	L	51	82
1/19	*Tennessee	L-ot	79	92
1/22	*Ole Miss	W	74	47
1/25	*at Florida	L	56	70
2/29	*at Auburn	L	60	61
2/2	*Mississippi State	W	99	60
2/4	Southern Illinois	W	77	47
2/8	*LSU	W	77	58
2/14	*at Georgia	L	45	71
2/17	*at Tennessee	L	59	64
2/19	DePaul	W	86	60
2/23	*at Alabama	L	60	70
SEC Tournament (Chattanooga, Tenn.)				
2/28	Mississippi State	W	70	42
2/29	Florida	L	54	68
NCAA West 1st & 2nd Rounds (Lawrence, Kansas)				
3/15	Washington	W	74	62
3/17	Kansas	W	51	44
NCAA West Regional (Missoula, Montana)				
3/22	Georgia	L	52	66

1997-98 COMMODORES

20-9 OVERALL (.689), 9-5 (.642) SEC/4TH

H: 12-2; A: 6-5; N: 2-2

COACH: JIM FOSTER

ROSTER

No.	Name	Pos.	Ht.	Year	Hometown
04	Na'Sheema Hillmon	F/C	6-2	Sr.	Cleveland, Ohio
05	Paige Redman	G	5-10	Jr.	Cleveland, Tenn.
12	Chavonne Hammond	G/F	6-0	So.	Crofton, Md.
20	*Leigh Strahinic	C/F	6-5	Fr.	Danville, Ky.
21	Dana Winbush	G	5-9	Sr.	Nashville, Tenn.
22	Nettie Respondek	G	5-10	Jr.	Rosenberg, Texas
23	Lisa Ostrom	G/F	6-2	Sr.	Gaithersburg, Md.
24	Ashley Smith	PG	5-5	Fr.	Oregon City, Ore.
25	Beth Ostendorf	G/F	6-1	R-So.	Pickerington, Ohio
31	Cion Washington	G/F	6-0	So.	Columbia, S.C.
32	Jennifer Holmes	F	6-2	So.	Severna Park, Md.
35	Katie Janky	F/C	6-4	Jr.	Centerville, Ohio
50	Candice Storey	C/F	6-3	R-Fr.	Madison, Ala.

*Redshirted

SEASON STATISTICS

Name	PPG	RPG	APG	FG Pct.	FT Pct.
Na'Sheema Hillmon	13.0	5.7	0.9	.497	.564
Lisa Ostrom	11.4	6.7	1.7	.500	.724
Katie Janky	9.3	4.3	1.3	.487	.792
Nettie Respondek	9.2	3.4	2.5	.418	.652
Paige Redman	7.2	1.9	1.7	.367	.714
Beth Ostendorf	6.4	1.8	0.3	.464	.826
Ashley Smith	5.3	3.1	6.6	.346	.700
Jennifer Holmes	4.9	4.9	0.4	.448	.527
Candice Storey	2.9	1.3	0.1	.535	.606
Chavonne Hammond	2.5	2.4	1.1	.367	.393
Cion Washington	1.4	1.2	0.1	.321	.737
Leigh Strahinic	0.0	0.0	0.0	.000	.000

SEASON RESULTS

Date	Opponent	W/L	VU	Opp
11/14	Davidson	W	65	63
11/18	at Texas A&M	W	78	59
11/23	James Madison	W	59	42
11/30	North Texas	W	91	51
12/3	Michigan State	W	63	51
12/6	at Washington	L	71	82
12/14	*Mississippi State	W	78	47
12/21	Iowa (Orlando)	W	60	54
12/28	Villanova (MCI/First Am)	W	74	42
12/29	Murray State (MCI/First Am)	W	83	38
12/31	at Cleveland State	W	91	72
1/3	*at Ole Miss	W	66	56
1/7	*Kentucky	W	64	54
1/11	*Auburn	W	62	51
1/14	*at South Carolina	L	66	70
1/18	*at Arkansas	W-ot	85	80
1/25	*at Tennessee	L	54	86
1/28	*South Carolina	W	66	53
2/1	*Florida	L	46	62
2/5	*at Mississippi State	W	73	66
2/7	*at LSU	L	46	57
2/1	at Southern Illinois	W	65	53
2/13	*Georgia	W	68	65
2/16	*Tennessee	L	60	91
2/19	at DePaul	L	67	89
2/22	*Alabama	W	81	79
SEC Tournament (Chattanooga, Tenn.)				
2/27	Ole Miss	W	76	64
2/28	Tennessee	L	45	106
NCAA Mid-east First Round (Champaign, Ill.)				
3/14	UC-Santa Barbara	L-ot	71	76



YEARLY RESULTS

1998-99 COMMODORES

13-14 OVERALL (.481), 6-8 (.428) SEC/T-8TH

H: 9-5; A: 4-8; N: 0-1

COACH: JIM FOSTER

ROSTER

No.	Name	Pos.	Ht.	Year	Hometown
05	Paige Redman	G	5-10	Sr.	Cleveland, Tenn.
12	Chavonne Hammond	G/F	6-0	Jr.	Crofton, Md.
13	Zuzana Klimesova	F	6-2	Fr.	Prague, Czech Republic
20	Leigh Strahinic	C/F	6-5	R-Fr.	Danville, Ky.
22	Nettie Respondek	G	5-10	Sr.	Rosenberg, Texas
24	Ashley Smith	PG	5-5	So.	Oregon City, Ore.
25	Beth Ostendorf	G/F	6-1	Jr.	Pickerington, Ohio
31	Cion Washington	G/F	6-0	Jr.	Columbia, S.C.
32	Jennifer Holmes	F	6-2	Jr.	Severna Park, Md.
33	Jillian Danker	G/F	6-1	Fr.	Wilbraham, Mass.
35	Katie Janky	F/C	6-4	Sr.	Centerville, Ohio
50	Candice Storey	C/F	6-3	R-So.	Madison, Ala.

SEASON STATISTICS

Name	PPG	RPG	APG	FG Pct.	FT Pct.
Jennifer Holmes	10.7	8.9	0.6	.533	.461
Zuzana Klimesova	10.0	6.3	0.8	.493	.625
Katie Janky	9.5	3.9	1.0	.505	.817
Beth Ostendorf	7.9	2.6	1.2	.407	.793
Ashley Smith	7.8	2.7	5.4	.298	.738
Nettie Respondek	5.8	2.3	2.0	.374	.769
Paige Redman	5.4	1.7	1.8	.333	.625
Chavonne Hammond	4.9	3.2	0.9	.474	.453
Jillian Danker	4.4	2.4	1.1	.396	.588
Candice Storey	2.6	1.2	0.0	.436	.469
Cion Washington	2.3	0.9	0.1	.438	.667
Leigh Strahinic	0.5	0.8	0.1	.091	.500

SEASON RESULTS

Date	Opponent	W/L	VU	Opp
11/13	Michigan	W	57	45
11/15	Western Michigan	W	85	67
11/23	Duke	L	71	79
11/29	Hampton	W	116	46
12/2	at Oklahoma State	L	54	67
12/6	at Mississippi State	L	66	71
12/13	UC-Santa Barbara	L	81	84
12/19	at Indiana	L	61	84
12/22	at George Washington	W2ot	80	72
<i>First American Classic (Nashville, Tenn.)</i>				
12/27	San Francisco	W	96	62
12/28	Butler	W	78	64
12/31	Western Kentucky	Lot	86	90
1/3	*Ole Miss	W	77	58
1/7	*at Kentucky	L	69	70
1/10	*at Auburn	L	55	64
1/14	*South Carolina	W	81	54
1/17	*Arkansas	W	73	57
1/19	at Dayton	W	59	50
1/21	*LSU	L	54	69
1/28	*at South Carolina	W	76	63
1/31	*at Florida	L	69	78
2/4	*Mississippi State	W	63	43
2/7	*Tennessee	L	60	66
2/14	*at Georgia	W	66	57
2/18	*at Tennessee	L	53	89
2/21	*at Alabama	L	59	102
<i>SEC Tournament (Chattanooga, Tenn.)</i>				
2/25	Florida	L	61	64

1999-00 COMMODORES

21-13 OVERALL (.617), 6-8 (.428) SEC/T-6TH

H: 11-3; A: 5-9; N: 5-1

COACH: JIM FOSTER

ROSTER

No.	Name	Pos.	Ht.	Year	Hometown
10	Julie deGroot	G	5-7	So.	Berriedale, Tasmania, Australia
12	Chavonne Hammond	G/F	6-0	Sr.	Crofton, Md.
13	Zuzana Klimesova	F	6-2	So.	Prague, Czech Republic
15	Kim Palmer	G	5-8	Fr.	Lanett, Ala.
20	Leigh Strahinic	C/F	6-5	R-So.	Danville, Ky.
21	Chantelle Anderson	C	6-6	Fr.	Vancouver, Wash.
22	Ashley McElhiney	PG	5-6	Fr.	Gleason, Tenn.
24	Ashley Smith	PG	5-5	Jr.	Oregon City, Ore.
25	Jackie Munch	F/G	5-11	Fr.	Las Vegas, Nev.
31	Cion Washington	G/F	6-0	Sr.	Columbia, S.C.
32	Jennifer Holmes	F	6-2	Sr.	Severna Park, Md.
33	Jillian Danker	G/F	6-1	So.	Wilbraham, Mass.
50	Candice Storey	C/F	6-3	R-Jr.	Madison, Ala.

SEASON STATISTICS

Name	PPG	RPG	APG	FG Pct.	FT Pct.
Chantelle Anderson	15.8	5.6	0.7	.589	.693
Zuzana Klimesova	14.0	7.4	2.3	.557	.699
Chavonne Hammond	10.4	4.6	3.5	.409	.524
Jillian Danker	7.4	5.3	2.3	.424	.692
Ashley McElhiney	5.3	1.4	3.0	.402	.756
Julie deGroot	4.2	0.9	0.4	.404	.625
Jennifer Holmes	3.7	3.4	0.2	.493	.507
Ashley Smith	3.6	1.2	3.4	.367	.741
Candice Storey	2.8	2.2	0.1	.392	.542
Cion Washington	2.1	2.0	0.7	.328	.682
Kim Palmer	0.5	0.3	0.0	.250	.000
Leigh Strahinic	0.0	0.6	0.0	.000	.000
Jackie Munch	0.0	0.5	0.0	.000	.000

SEASON RESULTS

Date	Opponent	W/L	VU	Opp
11/19	George Washington	W	81	57
11/21	at Purdue	L	51	63
11/24	at Duke	L	59	68
11/27	Fordham (1st Tenn.)	W	93	44
11/28	Toledo (1st Tenn.)	W	63	44
12/1	Indiana	W	74	54
12/7	at Michigan	W	76	60
12/12	Coppin State	W	95	40
12/21	vs Princeton (Honolulu)	W	85	30
12/22	vs Fairfield (Honolulu)	W	92	42
12/23	at Hawaii (Honolulu)	W	73	60
12/30	Dayton	W	86	46
1/2	at Western Kentucky	W	73	57
1/4	Eastern Illinois	W	84	29
1/9	*at Mississippi	W	60	38
1/13	*Kentucky	W	60	55
1/16	*Auburn	L	54	55
1/20	*at South Carolina	L	48	52
1/23	*at Arkansas	L	52	61
1/25	at Santa Barbara	L	58	61
1/30	*Georgia	L	73	84
2/4	*at Tennessee	L	52	78
2/6	*Florida	W	84	66
2/10	*Mississippi State	W	77	62
2/13	*Mississippi	W	59	51
2/17	*at LSU	L	50	58
2/20	*at Alabama	W	68	63
2/24	*Tennessee	L	57	59
2/27	*at Georgia	L	59	75
3/2	South Carolina (SEC-Chatt.)	W	80	58
3/3	LSU (SEC-Chatt.)	W	59	46
3/4	Tennessee (SEC-Chatt.)	L	53	61
3/18	Kansas (NCAA-Ruston)	W2ot	71	69
3/20	Louisiana Tech (Ruston)	L	65	66

2000-01 COMMODORES

24-10 OVERALL (.705), 8-6 (.571) SEC/4TH

H: 16-2; A: 5-6; N: 3-2

COACH: JIM FOSTER

ROSTER

No.	Name	Pos.	Ht.	Year	Hometown
00	Jutta Korkko	F	6-1	Fr.	Helsinki, Finland
11	Lucy Torres	G	5-3	Fr.	Orlando, Fla.
13	Zuzi Klimesova	F	6-2	Jr.	Prague, Czech Republic
14	Venessa Ferragamo	G/F	5-10	Fr.	Orange, Calif.
15	Kim Palmer	G	5-8	So.	Lanett, Ala.
21	Chantelle Anderson	C	6-6	So.	Vancouver, Wash.
22	Ashley McElhiney	PG	5-6	So.	Gleason, Tenn.
23	Juli Colli	G	5-10	Fr.	Flower Mound, Texas
24	Hillary Hager	G/F	5-11	Fr.	Franklin, Pa.
25	Jackie Munch	F/G	5-11	So.	Las Vegas, Nev.
33	Jillian Danker	G/F	6-1	Jr.	Wilbraham, Mass.
42	Jenni Benningfield	F	6-3	Fr.	Louisville, Ky.
50	*Candice Storey	C/F	6-3	R-Sr.	Madison, Ala.

* Received medical redshirt for sixth year of eligibility

SEASON STATISTICS

Name	PPG	RPG	APG	FG Pct.	FT Pct.
Chantelle Anderson	21.2	6.3	1.0	.723	.724
Zuzi Klimesova	16.3	8.1	3.5	.565	.721
Jillian Danker	12.8	4.6	2.8	.522	.714
Ashley McElhiney	10.0	2.1	6.1	.454	.863
Jenni Benningfield	9.4	7.1	3.1	.425	.698
Candice Storey	6.5	4.0	1.5	.500	.500
Hillary Hager	5.0	2.5	1.7	.469	.750
Juli Colli	2.0	0.6	2.7	.362	.778
Venessa Ferragamo	1.8	0.3	0.1	.583	.800
Jutta Korkko	1.5	0.8	0.6	.500	.600
Kim Palmer	0.5	0.9	0.4	.222	.750
Jackie Munch	0.4	0.1	0.0	1.000	.000
Lucy Torres	0.0	0.3	0.0	.000	.000

SEASON RESULTS

Date	Opponent	W/L	VU	Opp
11/19	at Xavier	L	60	64
11/22	Georgia Southern	W	88	70
11/25	Boston (1st Tenn.)	W	92	56
11/26	Miami University (1st Tenn.)	W	79	61
11/29	Murray State	W	99	52
12/3	at James Madison	W	81	59
12/7	Western Kentucky	W	89	58
12/10	at #13 Penn State	L	76	77
12/17	UNC-Asheville	W	107	51
12/23	at Portland State	W	97	56
12/31	Vermont	W	84	66
1/2	Temple	W	70	51
1/4	Howard	W	103	67
1/7	*Ole Miss	W	79	64
1/11	*at Kentucky	W	91	61
1/14	*at #25 Auburn	W	74	66
1/18	*South Carolina	W	85	56
1/21	*Arkansas	L	64	68
1/23	*#3 Tennessee	L	64	70
1/28	*at #5 Georgia	L	59	76
2/4	*at #9 Florida	L	57	62
2/8	*at Mississippi State	L	62	71
2/11	*at Ole Miss	W	72	58
2/15	*#12 LSU	W	86	75
2/18	*Alabama	W	68	56
2/22	*at #1 Tennessee	L	66	70
2/25	*#4 Georgia	W	71	65
3/2	#16 LSU (SEC-Memphis)	W	70	58
3/3	#1 Tennessee (SEC-Memphis)	W	77	74
3/4	#6 Georgia (SEC-Memphis)	L	60	62
3/17	Idaho State (NCAA-Nashville)	W	83	57
3/19	#20 Colorado (NCAA-Nashville)	W	65	59
3/24	#8 Iowa State (NCAA-Denver)	W	84	65
3/26	#1 Notre Dame (NCAA-Denver)	L	64	72



YEARLY RESULTS

2001-02 COMMODORES

30-7 OVERALL (.810), 10-4 (.714) SEC/2ND

H: 18-1; A: 8-5; N: 4-1

COACH: JIM FOSTER

ROSTER

No.	Name	Pos.	Ht.	Year	Hometown
00	Jutta Korkko	F	6-1	So.	Helsinki, Finland
10	Katie Smith	G	5-9	So.	Lawrenceburg, Tenn.
12	Tia Battle	G/F	6-0	Fr.	Plymouth, Minn.
13	Zuzi Klimesova	F	6-2	Sr.	Prague, Czech Republic
14	Venessa Ferragamo	G/F	5-10	So.	Orange, Calif.
20	Abi Ramsey	G	5-10	Fr.	Monteagle, Tenn.
21	Chantelle Anderson	C	6-6	Jr.	Vancouver, Wash.
22	Ashley McElhiney	PG	5-6	Jr.	Gleason, Tenn.
23	Juli Colli	G	5-10	So.	Flower Mound, Texas
24	Hillary Hager	G/F	5-11	So.	Franklin, Pa.
32	Ashley Earley	G/F	5-10	Fr.	Memphis, Tenn.
33	Jillian Danker	G/F	6-1	Sr.	Wilbraham, Mass.
42	Jenni Benningfield	F	6-3	So.	Louisville, Ky.
43	Jill Corbett	G/F	5-10	Fr.	Indianapolis, Ind.
50	Candice Storey	C/F	6-3	R-Sr.	Madison, Ala.

SEASON STATISTICS

Name	PPG	RPG	APG	FG Pct.	FT Pct.
Chantelle Anderson	20.7	6.8	1.4	.647	.773
Zuzi Klimesova	15.4	7.2	3.0	.569	.803
Jillian Danker	8.8	3.0	2.1	.489	.883
Ashley McElhiney	8.5	2.3	4.2	.461	.814
Jenni Benningfield	6.0	4.4	2.2	.410	.704
Ashley Earley	5.5	4.7	1.6	.478	.675
Abi Ramsey	2.8	0.9	0.6	.386	.500
Candice Storey	2.2	1.0	0.1	.574	.682
Tia Battle	1.5	0.8	0.2	.500	.500
Hillary Hager	1.4	0.7	0.2	.310	.600
Juli Colli	1.2	0.2	0.4	.343	.611
Jill Corbett	0.2	0.4	0.1	.500	.000
Venessa Ferragamo	0.2	0.1	0.0	.000	1.000
Katie Smith	0.2	0.4	0.3	.143	.333

SEASON RESULTS

Date	Opponent	W/L	VU	Opp
11/9	Eastern Kentucky (<i>Pre-NIT</i>)	W	91	62
11/11	Oregon State (<i>Pre-NIT</i>)	W	81	55
11/15	#12 Colorado (<i>Pre-NIT</i>)	W	72	51
11/18	at #1 Connecticut (<i>Pre-NIT</i>)	L	50	69
11/21	at Western Kentucky	W	102	83
11/24	Wagner (<i>1st Tenn.</i>)	W	75	40
11/25	Dartmouth (<i>1st Tenn.</i>)	W	98	62
11/28	Xavier	W	78	56
11/30	at Wisconsin-Milwaukee	W	79	64
12/2	James Madison (<i>GEC</i>)	W	90	44
12/9	at Temple	W	84	74
12/22	at Vermont	W	75	54
12/29	at #13 Texas Tech	L	71	81
12/31	Canisius	W	106	64
1/3	*at #16 South Carolina	L	52	71
1/5	#25 Penn State	W	77	62
1/7	Louisville	W	71	32
1/10	*Kentucky	W	71	54
1/13	*Mississippi	W	62	42
1/17	*at Alabama	W	69	46
1/20	*at #14 Georgia	W	64	47
1/24	*#18 Florida	L	51	62
1/27	* at #24 LSU	W	64	53
1/31	*at Arkansas	L	57	67
2/2	*#2 Tennessee	W	76	59
2/10	*#25 Mississippi State	W	72	53
2/14	*LSU	W	64	53
2/16	*at #3 Tennessee	L	68	75
2/21	*at Kentucky	W	73	57
2/24	*Auburn	W	72	54
3/1	Auburn (<i>SEC-Nashville</i>)	W	55	39
3/2	Arkansas (<i>SEC-Nashville</i>)	W	81	78
3/3	LSU (<i>SEC-Nashville</i>)	W	63	48
3/16	Oakland (<i>NCAA-Nashville</i>)	W	63	38
3/18	ASU (<i>NCAA-Nashville</i>)	W	61	35
3/23	#16 UNC (<i>NCAA-Ames</i>)	W	70	61
3/25	#6 Tennessee (<i>NCAA-Ames</i>)	L	63	68

2002-03 COMMODORES

22-10 OVERALL (.687), 9-5 (.642) SEC/5TH

H: 11-2; A: 8-5; N: 3-3

COACH: MELANIE BALCOMB

ROSTER

No.	Name	Pos.	Ht.	Year	Hometown
00	Jutta Korkko	F	6-1	Jr.	Helsinki, Finland
11	Erica Grimaldi	G	5-5	Fr.	Kansas City, Mo.
12	Tia Battle	G/F	6-0	So.	Plymouth, Minn.
15	Venessa Ferragamo	G/F	5-10	Jr.	Orange, Calif.
20	Abi Ramsey	G	5-10	So.	Monteagle, Tenn.
21	Chantelle Anderson	C	6-6	Sr.	Vancouver, Wash.
22	Ashley McElhiney	PG	5-6	Sr.	Gleason, Tenn.
24	Hillary Hager	G/F	5-11	Jr.	Franklin, Pa.
31	Nicole Jules	C/F	6-3	Fr.	Washington, D.C.
32	Ashley Earley	G/F	5-10	So.	Memphis, Tenn.
42	Jenni Benningfield	F	6-3	Jr.	Louisville, Ky.

SEASON STATISTICS

Name	PPG	RPG	APG	FG Pct.	FT Pct.
Chantelle Anderson	18.2	5.2	1.7	.636	.750
Jenni Benningfield	16.5	7.9	2.8	.556	.699
Ashley McElhiney	9.7	2.6	7.3	.401	.766
Abi Ramsey	8.9	2.5	0.9	.409	.690
Hillary Hager	7.7	5.0	2.1	.470	.789
Ashley Earley	6.3	3.4	0.9	.566	.640
Tia Battle	5.5	2.3	1.1	.479	.667
Nicole Jules	2.2	1.1	0.3	.515	.429
Erica Grimaldi	1.3	0.5	1.5	.278	.619
Jutta Korkko	0.7	0.5	0.3	.429	1.000
Venessa Ferragamo	0.0	0.4	0.0	.000	.000

SEASON RESULTS

Date	Opponent	W/L	VU	Opp
11/23	at Boston	W	68	51
11/26	at Syracuse	W	73	65
11/30	Youngstown State (<i>1st Tenn.</i>)	W	91	60
12/1	Harvard (<i>1st Tenn.</i>)	W	84	44
12/7	vs. 6/6 Purdue	L	66	73
12/10	Wisconsin-Milwaukee	W	98	51
12/15	Austin Peay	W	84	50
12/22	at Tennessee Martin	W	101	77
12/28	at TCU	L	53	70
12/31	UNC-Charlotte	W	66	43
1/2	at Louisville	L	82	92
1/4	Holy Cross	W	86	54
1/6	at Duquesne	W	78	56
1/12	*at 15/14 Mississippi St.	L	75	78
1/16	*14/13 South Carolina	L	57	66
1/19	*Kentucky	W	84	50
1/23	*8/7 Arkansas	W	76	59
1/26	*at 6/6 LSU	L	59	70
1/30	*at Auburn	W	67	66
2/2	*4/4 Tennessee	L	67	81
2/6	*Alabama	W	80	69
2/9	*at Kentucky	W	85	63
2/13	*at Mississippi	W	67	60
2/16	*14/16 Georgia	W	58	56
2/23	*at Florida	W	64	58
2/27	*at 3/3 Tennessee	L	71	91
3/2	*4/4 LSU	W	72	60
<i>SEC Tournament (Little Rock, Ark.)</i>				
3/6	vs. Florida	W	74	58
3/7	vs. 17/19 Georgia	W	74	70
3/8	vs. 6/5 LSU	L	69	78
<i>NCAA East 1st & 2nd Rounds (Norfolk, Va.)</i>				
3/22	vs. Liberty	W	55	44
3/24	vs. 25/nr Boston College	Lot	85	86

2003-04 COMMODORES

26-8 OVERALL (.764), 8-6 (.571) SEC/4TH

H: 11-3; A: 7-4; N: 8-1

COACH: MELANIE BALCOMB

ROSTER

No.	Name	Pos.	Ht.	Year	Hometown
00	Jutta Korkko	F	6-1	Sr.	Helsinki, Finland
03	Cherish Stringfield	G	5-7	Fr.	Wakefield, Va.
04	Katie Antony	G	5-10	Fr.	Anacoco, La.
10	Dee Davis	G	5-7	Fr.	Cincinnati, Ohio
11	Erica Grimaldi	G	5-5	So.	Kansas City, Mo.
12	Tia Battle	G/F	6-0	Jr.	Plymouth, Minn.
15	Venessa Ferragamo	G/F	5-10	Sr.	Orange, Calif.
20	Abi Ramsey	G	5-10	Jr.	Monteagle, Tenn.
23	Jenn Hall	F	6-1	Fr.	Folsom, Calif.
24	Hillary Hager	G/F	5-11	Sr.	Franklin, Pa.
31	Nicole Jules	C/F	6-3	So.	Washington, D.C.
32	Ashley Earley	G/F	5-10	Jr.	Memphis, Tenn.
33	Caroline Williams	G	5-10	Fr.	Rockmart, Ga.
42	Jenni Benningfield	F	6-3	Sr.	Louisville, Ky.
50	Carla Thomas	F	6-3	Fr.	Mechanicsburg, Pa.

SEASON STATISTICS

Name	PPG	RPG	APG	FG Pct.	FT Pct.
Jenni Benningfield	13.1	5.9	1.4	.485	.674
Abi Ramsey	12.6	3.3	1.7	.436	.804
Hillary Hager	11.7	5.7	2.2	.440	.711
Ashley Earley	11.4	6.7	1.4	.558	.636
Carla Thomas	10.0	5.1	0.7	.552	.774
Dee Davis	5.5	2.6	4.7	.374	.770
Cherish Stringfield	4.2	1.6	1.3	.436	.467
Katie Antony	3.7	1.7	2.5	.354	.708
Jenn Hall	2.3	1.6	0.3	.362	.656
Caroline Williams	1.5	0.4	0.2	.364	.714
Nicole Jules	1.1	0.6	0.2	.374	.800
Jutta Korkko	0.9	0.4	0.1	.500	.750
Venessa Ferragamo	0.6	0.3	0.1	.222	.333
Erica Grimaldi	0.6	0.2	1.4	.250	.769

SEASON RESULTS

Date	Opponent	W/L	VU	Opp
11/21	vs. South Alabama (<i>Vermont</i>)	W-ot	64	62
11/22	at Vermont (<i>Vermont</i>)	W	65	54
11/28	Samford (<i>Thanksgiving</i>)	W	67	50
11/29	Louisville (<i>Thanksgiving</i>)	W-ot	73	68
12/4	New Orleans	W	75	56
12/6	Duquesne	W	92	60
12/11	at Memphis	W	73	49
12/13	Weber State	W	73	47
12/21	at Saint Louis	W	71	56
12/28	Rhode Island (<i>Miami</i>)	W	74	61
12/29	at Miami, Fla. v	L	57	79
1/2	Syracuse	W	61	52
1/5	Savannah State	W	91	40
1/8	*Kentucky	W	65	57
1/11	*at Florida	L	61	67
1/18	*20/NR Auburn	W	67	63
1/22	*at 2/2 Tennessee	L	54	79
1/25	*Ole Miss	W	90	65
1/29	*at Arkansas	W	74	69
2/1	*Florida	L	83	92
2/5	*16/14 Georgia	L	67	83
2/8	*at Alabama	L	68	81
2/15	*3/3 Tennessee	L	88	94
2/19	*at 15/14 LSU	W	61	55
2/22	*at 14/16 Auburn	W	68	60
2/26	*Mississippi State	W	87	64
2/29	*at South Carolina	W	62	41
3/4	vs. Kentucky (<i>SEC-Nashville</i>)	W	60	41
3/5	vs. 19/22 Auburn (<i>Nashville</i>)	W	76	74
3/6	vs. 15/14 LSU (<i>Nashville</i>)	W	78	66
3/7	vs. 20/16 Georgia (<i>Nashville</i>)	W	62	56
3/20	vs. Lipscomb (<i>NCAA-Chatt.</i>)	W	76	45
3/22	vs. Chattanooga (<i>Chatt.</i>)	W	60	44
3/28	vs. 10/8 Stanford (<i>Norman</i>)	L	55	57



YEARLY RESULTS

2004-05 COMMODORES

24-8 OVERALL (.750), 10-4 (.714) SEC/3RD

H: 11-3; A: 9-3; N: 4-2

COACH: MELANIE BALCOMB

ROSTER

No.	Name	Pos.	Ht.	Year	Hometown
02	Katie Eggers	F	6-0	Fr.	Nelson, New Zealand
03	Cherish Stringfield	G	5-7	So.	Wakefield, Va.
04	Katie Antony	G	5-10	So.	Anacoco, La.
10	Dee Davis	G	5-7	So.	Cincinnati, Ohio
11	Erica Grimaldi	G	5-5	Jr.	Kansas City, Mo.
20	Abi Ramsey	G	5-10	Sr.	Monteagle, Tenn.
23	Jenn Hall	F	6-1	Sr.	Folsom, Calif.
31	Nicole Jules	C/F	6-3	Jr.	Washington, D.C.
32	Ashley Earley	G/F	5-10	Sr.	Memphis, Tenn.
33	Caroline Williams	G	5-10	So.	Rockmart, Ga.
34	*Liz Sherwood	C	6-4	So.-TR	Castle Rock, Colo.
50	Carla Thomas	F	6-3	So.	Mechanicsburg, Pa.

*Sat out 2004-05 season due to NCAA transfer rules

SEASON STATISTICS

Name	PPG	RPG	APG	FG Pct.	FT Pct.
Ashley Earley	18.4	9.4	2.1	.640	.686
Carla Thomas	15.9	6.5	1.9	.541	.802
Dee Davis	13.3	3.5	6.0	.437	.813
Abi Ramsey	11.0	2.8	2.2	.403	.633
Caroline Williams	5.5	1.7	0.8	.488	.750
Jenn Hall	5.3	3.8	1.0	.400	.250
Katie Antony	5.1	2.8	1.9	.423	.778
Cherish Stringfield	4.5	1.8	1.2	.387	.700
Nicole Jules	3.3	1.8	0.3	.604	.778
Katie Eggers	1.2	0.7	0.2	.273	.500
Erica Grimaldi	0.4	0.5	0.8	.125	.778

SEASON RESULTS

Date	Opponent	W/L	VU	Opp
11/21	vs. South Alabama (Vermont)	W-ot	64	62
11/22	at Vermont (Vermont)	W	65	54
11/28	Samford (Thanksgiving)	W	67	50
11/29	Louisville (Thanksgiving)	W-ot	73	68
12/4	New Orleans	W	75	56
12/6	Duquesne	W	92	60
12/11	at Memphis	W	73	49
12/13	Weber State	W	73	47
12/21	at Saint Louis	W	71	56
12/28	Rhode Island (Miami)	W	74	61
12/29	at Miami, Fla. v	L	57	79
1/2	Syracuse	W	61	52
1/5	Savannah State	W	91	40
1/8	*Kentucky	W	65	57
1/11	*at Florida	L	61	67
1/18	*20/NR Auburn	W	67	63
1/22	*at 2/2 Tennessee	L	54	79
1/25	*Ole Miss	W	90	65
1/29	*at Arkansas	W	74	69
2/1	*Florida	L	83	92
2/5	*16/14 Georgia	L	67	83
2/8	*at Alabama	L	88	81
2/15	*3/3 Tennessee	L	88	94
2/19	*at 15/14 LSU	W	61	55
2/22	*at 14/16 Auburn	W	68	60
2/26	*Mississippi State	W	87	64
2/29	*at South Carolina	W	62	41
3/4	vs. Kentucky (SEC-Nashville)	W	60	41
3/5	vs. 19/22 Auburn (Nashville)	W	76	74
3/6	vs. 15/14 LSU (Nashville)	W	78	66
3/7	vs. 20/16 Georgia (Nashville)	W	62	56
3/20	vs. Lipscomb (NCAA-Chatt.)	W	76	45
3/22	vs. Chattanooga (Chatt.)	W	60	44
3/28	vs. 10/8 Stanford (Norman)	L	55	57

2005-06 COMMODORES

21-11 OVERALL (.656), 8-6 (.571) SEC/5TH

H: 13-3; A: 6-6; N: 2-2

COACH: MELANIE BALCOMB

ROSTER

No.	Name	Pos.	Ht.	Year	Hometown
02	Jennifer Risper	G	5-9	Fr.	Moreno Valley, Calif.
03	Cherish Stringfield	G	5-7	Jr.	Wakefield, Va.
04	Holly Rogers	G	5-9	Fr.	Cleveland, Tenn.
05	Rachel Brockman	F	6-3	So.	Noblesville, Ind.
10	Dee Davis	G	5-7	Jr.	Cincinnati, Ohio
11	Erica Grimaldi	G	5-5	Sr.	Kansas City, Mo.
20	Candice Lightford	G	5-3	So.	Nashville, Tenn.
31	Nicole Jules	C/F	6-3	Sr.	Washington, D.C.
32	Liz Sherwood	C	6-4	So.	Castle Rock, Colo.
33	Caroline Williams	G	5-10	Jr.	Rockmart, Ga.
34	Christina Wirth	G/F	6-1	Fr.	Mesa, Ariz.
43	*Amy Malo	F	6-3	Fr.	Fairmont, Minn.
50	Carla Thomas	F/C	6-3	Jr.	Mechanicsburg, Pa.

*Redshirt season

SEASON STATISTICS

Name	PPG	RPG	APG	FG Pct.	FT Pct.
Carla Thomas	12.4	5.9	1.8	.526	.835
Caroline Williams	12.4	2.9	1.6	.435	.879
Liz Sherwood	12.2	4.0	0.8	.642	.605
Nicole Jules	7.9	4.2	1.0	.602	.780
Dee Davis	7.8	3.1	6.8	.364	.816
Cherish Stringfield	5.7	2.4	2.4	.363	.775
Christina Wirth	5.7	2.5	1.0	.468	.750
Rachel Brockman	3.5	2.0	0.3	.508	.750
Holly Rogers	2.8	2.4	1.2	.271	.708
Jennifer Risper	2.7	1.6	1.3	.415	.565
Erica Grimaldi	0.6	0.2	0.8	.000	.875
Candice Lightford	0.0	0.0	0.0	0.0	0.0

SEASON RESULTS

Date	Opponent	W/L	VU	Opp
	WBCA/BTI Classic (Tempe, Ariz.)			
11/11	at Arizona State	L	60	69
11/12	vs. Clemson	W	86	49
11/19	at TAMU-CC	W	65	51
11/22	Alabama A&M	W	80	29
11/25	Charleston So. (Thanks)	W	83	39
11/26	Colgate (Thanksgiving)	W	72	33
11/30	at N.C. State	L	67	76
12/4	at Old Dominion	W	82	77
12/8	Northern Arizona	W	57	41
12/10	Miami University	W	82	50
12/20	vs. North Carolina	L	67	87
12/22	at La Salle	W	70	57
12/30	William & Mary	W	92	66
1/3	Western Kentucky	W	72	57
1/8	at Arkansas*	L-ot	51	52
1/12	Mississippi State*	W	87	48
1/15	at South Carolina*	W	67	59
1/19	Tennessee*	L	68	80
1/22	at Florida*	L	59	73
1/26	at LSU*	L	53	75
1/29	Ole Miss*	W	68	58
2/2	at Alabama*	W	65	53
2/5	at Auburn*	W	57	53
2/9	Arkansas*	W	64	59
2/12	at Tennessee*	L	67	70
2/19	Georgia*	L	61	82
2/23	Kentucky*	W	72	55
2/26	South Carolina*	W	88	71
3/2	Alabama (SEC-Little Rock)	W	84	62
3/3	Georgia (SEC-Little Rock)	L	47	69
	NCAA Cleveland Region 1st & 2nd Rounds			
3/18	Louisville (Nashville)	W	76	64
3/20	North Carolina (Nashville)	L	70	89

2006-07 COMMODORES

28-6 OVERALL (.823), 10-4 (.714) SEC/3RD

H: 15-1; A: 7-4; N: 6-1

COACH: MELANIE BALCOMB

ROSTER

No.	Name	Pos.	Ht.	Year	Hometown
02	Jennifer Risper	G	5-9	So.	Moreno Valley, Calif.
05	Lauren Lueders	G	5-8	Fr.	Jackson, Mo.
10	Dee Davis	G	5-7	Sr.	Cincinnati, Ohio
11	Ashlee Bridge	G/F	5-11	Fr.	Cincinnati, Ohio
20	Jessica Mooney	G	5-8	Fr.	Nashville, Tenn.
23	Merideth Marsh	G	5-6	Fr.	Louisville, Ky.
25	Amber Norton	F	6-1	Fr.	Louisville, Ky.
32	Liz Sherwood	C	6-4	Jr.	Castle Rock, Colo.
33	Caroline Williams	G	5-10	Sr.	Rockmart, Ga.
34	Christina Wirth	G/F	6-1	So.	Mesa, Ariz.
43	Amy Malo	F	6-3	R-Fr.	Fairmont, Minn.
50	Carla Thomas	F/C	6-3	Sr.	Mechanicsburg, Pa.

SEASON STATISTICS

Name	PPG	RPG	APG	FG Pct.	FT Pct.
Carla Thomas	16.2	6.4	2.2	.550	.805
Caroline Williams	12.0	3.6	1.6	.498	.867
Christina Wirth	11.4	4.4	2.3	.502	.871
Liz Sherwood	8.8	3.6	0.6	.662	.580
Dee Davis	7.8	2.9	5.5	.391	.804
Jennifer Risper	5.4	3.3	1.8	.460	.792
Merideth Marsh	4.5	1.0	2.0	.468	.839
Jessica Mooney	3.9	1.1	0.9	.427	.588
Lauren Lueders	3.2	1.5	0.6	.458	.818
Amber Norton	2.6	1.9	0.1	.444	.455
Ashlee Bridge	1.8	0.6	0.3	.700	.600
Amy Malo	1.7	1.1	0.1	.619	.714

SEASON RESULTS

Date	Opponent	W/L	VU	Opp
11/12	at Colorado	W	81	76
11/16	at Western Kentucky	W	86	78
11/18	Dartmouth	W	79	49
11/20	TAMU-Corpus Christi	W	102	75
11/24	Florida Atlantic (Thanksgiving)	W	81	49
11/25	No. 16 California (Thanks)	W	67	55
11/30	at UAB	W	85	63
12/3	Clemson	W	82	63
12/7	at No. 4 Duke	L	48	69
12/17	at South Florida	W	76	68
12/20	Lipscomb (Holiday Classic)	W	109	40
12/21	Indiana State (Holiday)	W	89	75
12/30	Princeton	W	89	74
1/1	La Salle	W	70	59
1/4	*No. 20/23 Arkansas	W	98	61
1/7	*at Ole Miss	L	66	76
1/11	*at South Carolina	W	67	66
1/14	*Florida	W	82	69
1/18	*at No. 16 Georgia	L	71	83
1/21	vs. Georgia Tech	W	72	55
1/25	*No. 4 Tennessee	L	57	67
1/28	*at Arkansas	W	61	34
2/1	*at Kentucky	W	63	62
2/4	*Alabama	W	91	51
2/11	*Auburn	W	80	45
2/15	*at Mississippi State	W	84	64
2/18	*South Carolina	W	83	65
2/22	*No. 7 LSU	W	68	58
2/25	*at No. 2 Tennessee	L	53	73
3/2	Florida (SEC-Duluth)	W	105	77
3/3	Georgia (SEC-Duluth)	W	81	56
3/4	LSU (SEC-Duluth)	W	51	45
3/18	Del. State (NCAA-East Lansing)	W	62	47
3/20	BGSU (NCAA-East Lansing)	L	56	59



YEARLY RESULTS

2007-08 COMMODORES

25-9 OVERALL (.735), 11-3 (.785) SEC/3RD

H: 13-3; A: 8-4; N: 4-2

COACH: MELANIE BALCOMB

ROSTER

No.	Name	Pos.	Ht.	Year	Hometown
02	Jennifer Risper	G	5-9	Jr.	Moreno Valley, Calif.
03	Chanel Chisholm	G	5-11	Fr.	Long Island, N.Y.
05	Lauren Lueders	G	5-8	So.	Jackson, Mo.
11	Ashlee Bridge	G	5-11	So.	Cincinnati, Ohio
15	Hannah Tuomi	F	6-1	Fr.	Thornton, Colo.
20	Jessica Mooney	G	5-8	So.	Nashville, Tenn.
22	Jence Rhoads	G	5-11	Fr.	Slippery Rock, Pa.
23	Merideth Marsh	G	5-6	So.	Louisville, Ky.
25	Amber Norton	F	6-1	So.	Louisville, Ky.
32	Liz Sherwood	C	6-4	Sr.	Castle Rock, Colo.
33	Rebecca Silinski	F	6-3	Fr.	Birmingham, Ala.
34	Christina Wirth	G/F	6-1	Jr.	Mesa, Ariz.
43	Amy Malo	F	6-3	Jr.	Fairmont, Minn.

SEASON STATISTICS

Name	PPG	RPG	APG	FG Pct.	FT Pct.
Christina Wirth	13.1	5.0	2.6	.473	.833
Liz Sherwood	10.8	4.3	0.9	.627	.553
Jennifer Risper	9.5	6.3	2.7	.489	.764
Merideth Marsh	9.0	2.5	2.4	.407	.818
Jessica Mooney	8.7	2.4	2.1	.437	.663
Hannah Tuomi	5.4	3.8	0.4	.496	.688
Lauren Lueders	5.1	1.8	1.0	.364	.429
Jence Rhoads	3.8	2.8	3.3	.388	.622
Amber Norton	2.9	1.3	0.2	.432	.600
Ashlee Bridge	2.8	1.0	0.1	.519	.615
Amy Malo	2.0	1.4	0.0	.536	.542
Chanel Chisholm	1.8	2.2	0.4	.265	.485
Rebecca Silinski	1.2	1.1	0.1	.389	.357

SEASON RESULTS

Date	Opponent	W/L	VU	Opp
11/9	UAB	W	32	51
11/11	FURMAN	W	68	51
11/14	at Indiana State	Lot	72	77
11/20	at Clemson	W	74	56
11/23	BELMONT (Thanksgiving)	W	104	43
11/25	IOWA STATE (Thanksgiving)	W	62	53
11/28	No. 11/10 DUKE	W	68	55
12/1	vs. St. Mary's (Berkeley)	W	90	69
12/2	No. 12/13 Cal (Berkeley)	L	59	67
12/6	WESTERN KENTUCKY	W	75	54
12/9	COLORADO	L	51	62
12/22	LIPSCOMB	W	92	37
12/30	No. 23/NR ODU	L	65	80
1/2	SOUTH FLORIDA	W	75	48
1/5	at Princeton	W	81	48
1/10	MISSISSIPPI STATE*	W	72	50
1/13	at No. 11 LSU*	L	51	62
1/17	No. 12/11 GEORGIA*	W	67	59
1/20	at No. 2 Tennessee*	L	63	79
1/27	OLE MISS*	W	83	50
1/31	at Florida*	W	66	56
2/3	at No. 17/14 Georgia*	W	61	54
2/7	SOUTH CAROLINA*	W	78	48
2/10	at Alabama*	W	92	47
2/14	KENTUCKY*	W	66	49
2/17	No. 1 TENNESSEE*	L	68	81
2/21	at Arkansas*	W	63	50
2/28	at Auburn*	W	73	56
3/2	ALABAMA*	W	83	54
3/7	Auburn (SEC-Nashville)	W	49	44
3/8	No. 3 Tennessee (SEC-Nash.)	L	48	63
3/22	vs. Montana (NCAA-ABQ)	W	75	47
3/24	vs. West Virginia (NCAA-ABQ)	W	64	46
3/29	vs. Maryland (NCAA-Spokane)	L	66	80

2008-09 COMMODORES

26-9 OVERALL (.742), 10-4 (.714) SEC/2ND

H: 15-1; A: 6-7; N: 5-1

COACH: MELANIE BALCOMB

ROSTER

No.	Name	Pos.	Ht.	Year	Hometown
02	Jennifer Risper	G	5-9	Sr.	Moreno Valley, Calif.
03	Chanel Chisholm	G	5-11	So.	Long Island, N.Y.
05	Lauren Lueders	G	5-8	Jr.	Jackson, Mo.
11	Ashlee Bridge	G	5-11	Jr.	Cincinnati, Ohio
12	Jordan Coleman	F	5-11	Fr.	Orlando, Fla.
15	Hannah Tuomi	F	6-1	So.	Thornton, Colo.
20	Jessica Mooney	G	5-8	Jr.	Nashville, Tenn.
22	Jence Rhoads	G	5-11	So.	Slippery Rock, Pa.
23	Merideth Marsh	G	5-6	Jr.	Louisville, Ky.
24	Tia Gibbs	G	5-9	Fr.	Louisville, Ky.
25	Amber Norton	F	6-1	Jr.	Louisville, Ky.
33	Rebecca Silinski	F	6-3	So.	Birmingham, Ala.
34	Christina Wirth	G/F	6-1	Sr.	Mesa, Ariz.
43	Amy Malo	F	6-3	Sr.	Fairmont, Minn.

SEASON STATISTICS

Name	PPG	RPG	APG	FG Pct.	FT Pct.
Christina Wirth	16.6	5.7	2.1	.446	.736
Hannah Tuomi	11.4	5.9	0.9	.565	.618
Merideth Marsh	10.7	2.5	1.7	.411	.900
Jennifer Risper	9.3	5.7	2.8	.504	.748
Jessica Mooney	7.1	2.3	2.3	.371	.720
Jence Rhoads	6.3	2.3	3.7	.497	.839
Tia Gibbs	5.1	2.4	0.5	.437	.731
Chanel Chisholm	5.0	2.9	0.4	.508	.717
Lauren Lueders	2.5	1.3	1.0	.382	.625
Jordan Coleman	1.5	1.7	0.0	.357	.563
Ashlee Bridge	1.2	1.1	0.2	.160	.818
Rebecca Silinski	0.9	0.6	0.0	.500	.200
Amy Malo	0.6	0.8	0.2	.267	.400

SEASON RESULTS

Date	Opponent	W/L	VU	Opp
11/14	TEXAS A&M-CORPUS CHRISTI	W	85	51
11/16	at Western Kentucky	W	90	72
11/19	EASTERN KENTUCKY	W	80	38
11/21	at ETSU	W	66	55
11/23	at Michigan	L	42	50
11/28	DAVIDSON (Thanksgiving)	W	82	50
11/29	VIRGINIA TECH (Thanks)	W	72	43
12/2	RADFORD	W	78	41
12/4	at Cal State Fullerton	W	83	67
12/6	at UC Riverside	L	47	50
12/19	TENNESSEE STATE	W	98	82
12/21	UT-MARTIN	W	86	29
12/22	LIBERTY	W	67	50
12/30	#12/6 NOTRE DAME	L	57	59
1/3	at Iowa State	L	51	55
1/8	*at Alabama	W	85	76
1/11	*#7/11 TENNESSEE	W	74	58
1/18	*LSU - JAM THE GYM	W	75	67
1/22	*at Georgia	L	55	66
1/25	*at South Carolina	W	66	56
1/29	*ARKANSAS	Wot	72	61
2/1	*ALABAMA	W	88	64
2/5	*at Mississippi State	L	61	66
2/8	*at Kentucky	W	72	62
2/12	*#9/11 FLORIDA	W	84	68
2/15	*GEORGIA	W	80	64
2/19	*#3 AUBURN	W	73	70
2/22	*at Ole Miss	L	69	71
3/1	*at #18/23 Tennessee	L	66	75
3/6	vs. Georgia (SEC-NLR, Ark.)	W	69	61
3/7	vs. LSU (SEC-NLR, Ark.)	W	61	47
3/8	vs. #6/5 Auburn (SEC-NLR)	W	61	54
3/21	vs. Western Car. (NCAA-ABQ)	W	73	44
3/23	vs. Kansas State (NCAA-ABQ)	W	74	61
3/28	vs. Maryland (NCAA-Raleigh)	L	74	78

2009-10 COMMODORES

23-11 OVERALL (.676), 9-7 (.562) SEC/5TH

H: 12-4; A: 8-6; N: 3-1

COACH: MELANIE BALCOMB

ROSTER

No.	Name	Pos.	Ht.	Year	Hometown
04	*Angela Puleo	G	5-9	Jr.-TR	Maryville, Tenn.
05	Lauren Lueders	G	5-8	Sr.	Jackson, Mo.
11	Ashlee Bridge	G	5-11	Sr.	Cincinnati, Ohio
12	Jordan Coleman	F	5-11	So.	Orlando, Fla.
15	Hannah Tuomi	F	6-1	Jr.	Thornton, Colo.
20	Jessica Mooney	G	5-8	Sr.	Nashville, Tenn.
21	*Stephanie Holzer	C	6-4	Fr.	Newton Square, Pa.
22	Jence Rhoads	G	5-11	Jr.	Slippery Rock, Pa.
23	Merideth Marsh	G	5-6	Sr.	Louisville, Ky.
30	Elan Brown	G	6-0	Fr.	Atlanta, Ga.
32	Gabby Smith	G	5-10	Fr.	Cincinnati, Ohio
33	Rebecca Silinski	F	6-3	Jr.	Birmingham, Ala.
34	Tiffany Clarke	F	6-0	Fr.	Duluth, Ga.

*Sat out 2009-10 season due to NCAA transfer rules

*Redshirt season due to injury

SEASON STATISTICS

Name	PPG	RPG	APG	FG Pct.	FT Pct.
Merideth Marsh	15.1	3.5	3.0	.433	.841
Jence Rhoads	13.8	3.3	5.0	.471	.727
Hannah Tuomi	10.0	5.6	1.4	.589	.554
Tiffany Clarke	7.5	5.3	0.3	.482	.616
Jordan Coleman	7.4	6.4	1.3	.515	.900
Lauren Lueders	7.4	3.9	1.7	.413	.727
Jessica Mooney	5.9	3.3	2.1	.412	.682
Elan Brown	4.8	3.3	0.7	.359	.579
Gabby Smith	3.0	1.2	0.5	.376	.722
Rebecca Silinski	2.2	1.9	0.1	.467	.583
Ashlee Bridge	1.5	1.2	0.2	.381	.250

SEASON RESULTS

Date	Opponent	W/L	VU	Opp
11/15	LEHIGH	W	90	54
11/18	at Southern Illinois	W	90	64
11/20	UC RIVERSIDE	W	75	60
11/24	at Saint Joseph's	W	59	46
11/27	AUSTIN PEAY (Thanks)	W	95	51
11/28	NC STATE (Thanks)	W	77	71
12/2	at Wright State	W	63	46
12/4	BOWLING GREEN	L	60	66
12/6	WESTERN KENTUCKY	Wot	79	73
12/10	at Quinnipiac	W	75	74
12/20	TENNESSEE STATE	W	84	47
12/28	EAST TENNESSEE STATE	W	96	83
12/31	at #3/3 Notre Dame	L	69	74
1/3	*MISSISSIPPI	W	86	72
1/7	*at Mississippi State	L	76	90
1/10	*at Kentucky	L	53	63
1/14	*#6/6 GEORGIA	W	66	44
1/17	*#4/4 at Tennessee	L	57	64
1/21	*at Auburn	W	61	60
1/24	*MISSISSIPPI STATE	L	56	65
1/28	*ALABAMA	W	70	61
1/31	*at Arkansas	W	67	61
2/4	*at Florida	W	66	58
2/8	*#5/5 TENNESSEE	L	60	69
2/14	*#17/16 KENTUCKY	W	68	55
2/18	*at #23/NR LSU	L	39	55
2/21	*at Mississippi	W	68	59
2/24	*FLORIDA	W	71	60
2/28	*SOUTH CAROLINA	L	70	73
3/4	vs. Arkansas (SEC-Duluth)	Wot	65	64
3/5	vs. #21/NR LSU (SEC-Duluth)	W	63	61
3/6	vs. #4/4 Tennessee (SEC-Dul)	L	49	68
3/21	vs. DePaul (NCAA-Cincy)	Wot	83	76
3/23	at #5/5 Xavier (NCAA-Cincy)	L	62	63



YEARLY RESULTS

2010-11 COMMODORES

20-12 OVERALL (.625), 10-6 (.625) SEC/3RD

H: 12-3; A: 6-7; N: 2-2

COACH: MELANIE BALCOMB

ROSTER

No.	Name	Pos.	Ht.	Year	Hometown
04	Angela Puleo	G	5-9	Jr.	Maryville, Tenn.
10	Christina Foggie	G	5-9	Fr.	Mount Laurel, N.J.
11	Jasmine Lister	G	5-4	Fr.	Corona, Calif.
12	Jordan Coleman	F	5-11	Jr.	Orlando, Fla.
15	Hannah Tuomi	F	6-1	Sr.	Thornton, Colo.
21	Stephanie Holzer	C	6-4	R-Fr.	Newton Square, Pa.
22	Jence Rhoads	G	5-11	Sr.	Slippery Rock, Pa.
30	Elan Brown	G	6-0	So.	Atlanta, Ga.
32	Gabby Smith	G	5-10	So.	Cincinnati, Ohio
33	Rebecca Silinski	F	6-3	Sr.	Birmingham, Ala.
34	Tiffany Clarke	F	6-0	So.	Duluth, Ga.
44	Tori Jarosz	F	6-3	Fr.	Cortlandt Manor, N.Y.
45	Kayci Ferriss	C	6-7	Fr.	Carthage, Tenn.
55	^Clair Watkins	F	6-4	Fr.	Charlotte, N.C.

^Redshirt season due to injury

SEASON STATISTICS

Name	PPG	RPG	APG	FG Pct.	FT Pct.
Jasmine Lister	11.8	2.6	3.2	.391	.714
Jence Rhoads	11.7	4.9	4.8	.450	.612
Hannah Tuomi	11.2	6.0	1.6	.592	.736
Stephanie Holzer	11.1	6.0	0.4	.568	.759
Christina Foggie	9.9	2.5	2.0	.319	.758
Tiffany Clarke	7.6	5.4	0.5	.560	.611
Angela Puleo	5.0	1.6	1.4	.382	.808
Gabby Smith	4.0	1.7	1.4	.379	.862
Elan Brown	3.9	3.3	0.6	.362	.839
Rebecca Silinski	1.2	0.9	0.1	.333	.563
Jordan Coleman	0.9	2.4	0.4	.462	.571
Tori Jarosz	0.2	1.3	0.0	.000	.500

SEASON RESULTS

Date	Opponent	W/L	VU	Opp
11/14	HOWARD	W	80	55
11/18	SAMFORD	W	70	60
11/21	at #16/14 Florida State	L	66	72
11/26	QUINNIPAC (Thanks)	W	111	53
11/28	PRINCETON (Thanks)	W	74	68
12/1	at Bowling Green	L	68	79
12/5	at Denver	L	65	70
12/7	SOUTHERN ILLINOIS	W	81	68
12/9	UT MARTIN	W	72	60
12/19	at Duquesne	W	80	59
12/21	WESTERN KENTUCKY	W	74	48
12/29	vs. Delaware (Hilton-Blacksburg, Va.)	W	72	51
12/30	at Virginia Tech (Hilton Classic)	L	68	74
1/2	*at Ole Miss	L	67	72
1/6	*MISSISSIPPI STATE	W	65	44
1/9	*AUBURN	W	67	59
1/13	*at Alabama	W	82	66
1/15	*at #5/6 Tennessee	L	56	68
1/20	*#23/24 ARKANSAS	W	65	54
1/23	*at #19/19 Kentucky	L	68	78
1/30	*OLE MISS	W	71	42
2/3	*LSU	W	55	50
2/6	*at Florida	W2OT	103	97
2/10	*at #24/RV Georgia	W	69	59
2/13	*#4/4 TENNESSEE	L	57	65
2/17	*at Mississippi State	W	74	62
2/20	*#19/19 KENTUCKY	L	71	80
2/24	*FLORIDA	L	69	74
2/27	*at South Carolina	WOT	74	60
3/4	vs. Miss. State (SEC-Nash.)	W	69	55
3/5	vs. #16/16 Kentucky (SEC-Nash.)	L	56	69
3/20	vs. RV/RV Louisville (NCAA-Cincy)	L	62	81



VANDERBILT VS. OPPONENTS

Opponent	Overall	Home	Away	Neutr
Alabama	27-11	16-0	10-7	1-4
Alabama A&M	1-0	1-0	0-0	0-0
Ala.-Birmingham	4-0	2-0	2-0	0-0
Ala.-Huntsville	2-0	1-0	0-0	1-0
Alabama State	1-0	1-0	0-0	0-0
Arizona	2-0	1-0	1-0	0-0
Arizona State	1-1	1-0	0-1	0-0
Arkansas	20-5	10-1	7-4	3-0
Auburn	24-16	11-5	8-8	5-3
Austin Peay	12-1	6-0	3-1	3-0
Ball State	1-0	0-0	1-0	0-0
Belmont	9-4	5-3	4-1	0-0
Boston College	0-1	0-0	0-0	0-1
Boston University	2-1	1-0	1-1	0-0
Bowling Green	2-3	2-1	0-1	0-1
Bryan	2-0	1-0	1-0	0-0
Butler	1-1	1-1	0-0	0-0
BYU	1-0	0-0	0-0	1-0
California	2-2	2-1	0-1	0-0
CS-Fullerton	1-0	0-0	1-0	0-0
UC-Los Angeles	2-0	0-0	0-0	2-0
UC-Riverside	1-1	1-0	0-1	0-0
UC-Santa Barbara	0-3	0-1	0-1	0-1
Campbell	1-0	1-0	0-0	0-0
Campbellsville	1-0	1-0	0-0	0-0
Canisius	1-0	1-0	0-0	0-0
Carson Newman	3-0	1-0	2-0	0-0
Charleston So.	1-0	1-0	0-0	0-0
Chattanooga	11-6	5-2	5-4	1-0
Cheyney State	1-0	1-0	0-0	0-0
Clemson	4-0	2-0	1-0	1-0
Cleveland State	2-0	1-0	1-0	0-0
Colgate	1-0	1-0	0-0	0-0
Colorado	4-1	2-1	2-0	0-0
Connecticut	2-2	1-0	0-1	1-1
Coppin State	1-0	1-0	0-0	0-0
Creighton	1-0	1-0	0-0	0-0
Cumberland	2-0	1-0	1-0	0-0
Dartmouth	4-0	3-0	1-0	0-0
Davidson	2-0	2-0	0-0	0-0
Dayton	4-0	2-0	2-0	0-0
Delaware	1-0	0-0	0-0	1-0
Delaware State	1-0	1-0	0-0	0-0
Delta State	0-3	0-1	0-1	0-1
Denver	0-1	0-0	0-1	0-0
DePaul	5-2	3-0	1-2	1-0
Detroit	1-0	1-0	0-0	0-0
District of Columbia	1-0	1-0	0-0	0-0
Duke	2-3	1-1	0-2	1-0
Duquesne	3-0	1-0	2-0	0-0
East Carolina	2-0	1-0	1-0	0-0
East Tennessee	3-2	2-1	1-1	0-0
Eastern Illinois	2-0	2-0	0-0	0-0
Eastern Kentucky	5-0	4-0	0-0	1-0
Evansville	6-0	4-0	2-0	0-0
Fairfield	1-0	0-0	0-0	1-0
Fisk	2-0	1-0	1-0	0-0
Florida	30-19	15-6	11-10	4-3
Florida State	0-1	0-0	0-1	0-0
Florida A&M	1-0	1-0	0-0	0-0
Fla. International	1-0	1-0	0-0	0-0
Fordham	1-0	1-0	0-0	0-0
Furman	1-0	1-0	0-0	0-0
George Wash.	4-0	2-0	2-0	0-0
Georgia	24-30	11-9	7-15	6-6
Ga. Southern	3-0	2-0	1-0	0-0
Ga. Southwest	1-0	0-0	0-0	1-0
Ga. Tech	4-2	1-1	2-1	1-0
Grambling	1-0	1-0	0-0	0-0
Hampton	1-0	1-0	0-0	0-0
Harvard	5-0	2-0	2-0	1-0
Hawaii	2-0	0-0	1-0	1-0
Holy Cross	2-0	2-0	0-0	0-0
Howard	3-0	3-0	0-0	0-0

Vanderbilt's
All-Time Totals
Overall Record: 716-348
Home Record: 396-92
Away Record: 208-198
Neutral Record: 112-58
SEC Record: 201-144

Opponent	Overall	Home	Away	Neutr
Idaho State	1-0	1-0	0-0	0-0
Illinois	1-1	1-0	0-1	0-0
Illinois State	2-0	1-0	1-0	0-0
Indiana	1-1	1-0	0-1	0-0
Indiana State	1-1	1-0	0-1	0-0
IUPUI	1-0	1-0	0-0	0-0
Iowa	4-0	0-0	0-0	4-0
Iowa State	2-1	1-0	0-1	1-0
James Madison	4-1	1-0	2-0	1-1
Kansas	3-1	0-0	1-0	2-1
Kansas State	2-0	0-0	0-0	2-0
Kentucky	27-16	14-5	10-9	3-2
Lafayette	1-0	0-0	0-0	1-0
La Salle	2-0	1-0	1-0	0-0
Lehigh	1-0	1-0	0-0	0-0
Liberty	2-0	1-0	0-0	1-0
Lipscomb	13-0	7-0	5-0	1-0
LSU	22-16	11-3	4-10	7-3
Louisiana Tech	1-1	0-0	0-1	1-0
Louisville	8-4	5-1	2-3	1-1
Loyola Marymount	1-0	0-0	0-0	1-0
Maine	1-0	0-0	1-0	0-0
Manhattan	2-0	1-0	1-0	0-0
Marshall	1-0	1-0	0-0	0-0
Maryland	0-2	0-0	0-0	0-2
Massachusetts	2-0	1-0	1-0	0-0
Memphis	11-3	8-0	3-3	0-0
Mercer	2-0	1-0	1-0	0-0
Miami (Fla.)	1-1	0-0	0-1	1-0
Miami (Ohio)	5-0	3-0	2-0	0-0
Michigan	3-1	1-0	1-1	1-0
Michigan State	1-2	1-0	0-1	0-1
Middle Tennessee	7-8	5-4	2-3	0-1
Minnesota	1-0	1-0	0-0	0-0
Mississippi	25-15	14-3	6-12	5-0
Mississippi State	32-14	17-2	10-10	5-2
Mississippi Valley	2-0	1-0	1-0	0-0
Missouri State	3-0	2-0	1-0	0-0
Mo.-Kansas City	1-0	1-0	0-0	0-0
Montana	3-0	0-0	1-0	2-0
Montevallo	1-0	1-0	0-0	0-0
Morehead State	2-0	1-0	1-0	0-0
Motlow	1-1	1-0	0-1	0-0
Murray State	4-3	3-1	0-1	1-1
New Mexico State	1-0	0-0	0-0	1-0
New Orleans	2-0	1-0	1-0	0-0
Nicholls State	1-0	1-0	0-0	0-0
North Alabama	3-0	1-0	1-0	1-0
North Carolina	2-3	0-1	0-0	2-2
UNC-Asheville	1-0	1-0	0-0	0-0
UNC-Charlotte	1-0	1-0	0-0	0-0
N.C. State	2-2	1-1	0-1	1-0
North Texas	1-0	1-0	0-0	0-0
Northern Arizona	1-0	1-0	0-0	0-0
Northern Illinois	4-0	2-0	1-0	1-0
Northwestern	2-2	1-1	0-1	1-0
Notre Dame	1-4	1-1	0-2	0-1
Oakland	2-0	2-0	0-0	0-0
Ohio State	1-1	1-0	0-1	0-0
Oklahoma	0-1	0-0	0-1	0-0
Oklahoma State	1-1	1-0	0-1	0-0
Old Dominion	1-4	0-1	1-2	0-1

Opponent	Overall	Home	Away	Neutr
Oral Roberts	1-0	1-0	0-0	0-0
Oregon	2-0	1-0	1-0	0-0
Oregon State	3-0	1-0	1-0	1-0
Penn State	2-4	1-2	1-2	0-0
Pepperdine	1-0	0-0	0-1	0-0
Pittsburgh	1-0	1-0	0-0	0-0
Portland State	1-0	0-0	1-0	0-0
Princeton	3-0	1-0	1-0	1-0
Providence	1-0	0-0	1-0	0-0
Purdue	4-3	2-0	2-1	0-2
Quinnipiac	2-0	1-1	1-0	0-0
Radford	1-0	1-0	0-0	0-0
Rhode Island	2-0	1-0	0-0	1-0
Rice	1-0	0-0	0-0	1-0
Richmond	1-0	0-0	1-0	0-0
Rutgers	2-0	2-0	0-0	0-0
St. Francis (Pa.)	1-0	1-0	0-0	0-0
St. Joseph's	1-1	0-0	1-1	0-0
Saint Louis	2-0	1-0	1-0	0-0
St. Mary's	1-0	0-0	0-0	1-0
St. Peter's	1-0	1-0	0-0	0-0
Samford	2-0	2-0	0-0	0-0
San Francisco	1-0	1-0	0-0	0-0
Savannah State	2-0	1-0	1-0	0-0
Siena	1-0	1-0	0-0	0-0
Univ. of South	2-0	1-0	1-0	0-0
South Alabama	2-1	1-0	0-1	1-0
South Carolina	21-6	11-1	8-5	2-0
South Florida	3-0	1-0	1-0	1-0
Southern	1-1	1-0	0-1	0-0
Southern Illinois	10-1	4-1	5-0	1-0
Stanford	0-1	0-0	0-0	0-1
Stephen F. Austin	1-0	0-0	1-0	0-0
Syracuse	3-0	1-0	1-0	1-0
Temple	2-0	1-0	1-0	0-0
Tennessee	7-57	5-22	0-26	2-9
Tennessee-Martin	9-1	6-0	3-1	0-0
Tennessee State	14-2	9-0	4-2	1-0
Tennessee Tech	6-10	5-2	1-6	0-2
Texas	4-1	2-0	2-1	0-0
Texas A&M	2-0	1-0	1-0	0-0
TAMU-CC	3-0	2-0	1-0	0-0
Texas-Arlington	1-0	1-0	0-0	0-0
Texas Christian	0-1	0-0	0-1	0-0
Texas Southern	1-0	1-0	0-0	0-0
Texas Tech	0-5	0-1	0-2	0-2
Toledo	1-0	1-0	0-0	0-0
Towson State	2-0	1-0	1-0	0-0
Transylvania	1-0	1-0	0-0	0-0
Troy	2-0	1-0	1-0	0-0
Union	2-0	2-0	0-0	0-0
Utah	2-1	1-0	0-1	1-0
Vermont	3-0	1-0	2-0	0-0
Villanova	1-0	1-0	0-0	0-0
Virginia	2-3	1-0	0-2	1-1
Va. Commonwealth	1-0	0-0	0-0	1-0
Virginia Tech	2-1	1-0	0-1	1-0
Volunteer State	4-0	2-0	2-0	0-0
Wagner	1-0	1-0	0-0	0-0
Washington	1-1	0-0	0-1	1-0
Weber State	1-0	1-0	0-0	0-0
Western Carolina	1-0	0-0	0-0	1-0
Western Ky.	20-12	12-3	5-9	3-0
Western Michigan	1-0	1-0	0-0	0-0
Western Virginia	2-0	1-0	0-0	1-0
William & Mary	1-0	1-0	0-0	0-0
Wingate	1-0	1-0	0-0	0-0
Winthrop	1-0	1-0	0-0	0-0
Wisconsin	1-0	1-0	0-0	0-0
UW-Milwaukee	2-0	1-0	1-0	0-0
Wright State	2-0	0-0	1-0	1-0
Xavier	2-2	1-0	0-2	1-0
Youngstown State	1-0	1-0	0-0	0-0

2011-12 Opponents in **BOLD**



SERIES RESULTS

Alabama (27-11) H: 16-0, A: 10-7, N: 1-4

Date	Site	W/L	Score	Series
1977-78	Starkville, Miss. ^	L	69-88	0-1
1978-79	Starkville, Miss. ^	L	66-83	0-2
	Tuscaloosa, Ala.	L	67-72	0-3
	Nashville	W	82-74	1-3
1979-80	Knoxville, Tenn. *	L	53-69	1-4
1980-81	Tuscaloosa, Ala.	L	73-96	1-5
1983-84	Nashville	W	84-74	2-5
	Athens, Ga. *	L	73-83	2-6
1984-85	Tuscaloosa, Ala.	W-ot	87-85	3-6
1985-86	Nashville	W	84-75	4-6
1986-87	Tuscaloosa, Ala.	W	90-84	5-6
1987-88	Nashville	W	71-65	6-6
1988-89	Tuscaloosa, Ala.	W	91-79	7-6
1989-90	Nashville	W	98-74	8-6
1990-91	Tuscaloosa, Ala.	L	63-73	8-7
1991-92	Nashville	W	94-51	9-7
1992-93	Tuscaloosa, Ala.	W	87-70	10-7
1993-94	Nashville	W	77-73	11-7
1994-95	Tuscaloosa, Ala.	L	63-71	11-8
1995-96	Nashville	W	73-59	12-8
1996-97	Tuscaloosa, Ala.	L	60-70	12-9
1997-98	Nashville	W	81-79	13-9
1998-99	Tuscaloosa, Ala.	L	59-102	13-10
1999-00	Tuscaloosa, Ala.	W	68-63	14-10
2000-01	Nashville	W	68-56	15-10
2001-02	Tuscaloosa, Ala.	W	69-46	16-10
2002-03	Nashville	W	80-69	17-10
2003-04	Tuscaloosa, Ala.	L	68-81	17-11
2004-05	Nashville	W	64-53	18-11
2005-06	Tuscaloosa, Ala.	W	65-53	19-11
	North Little Rock, Ark. *	W	84-62	20-11
2006-07	Nashville	W	91-51	21-11
2007-08	Tuscaloosa, Ala.	W	92-47	22-11
	Nashville	W	83-54	23-11
2008-09	Tuscaloosa, Ala.	W	85-76	24-11
	Nashville	W	88-64	25-11
2009-10	Nashville	W	70-61	26-11
2010-11	Tuscaloosa, Ala.	W	82-66	27-11

^ Mississippi State Classic, Mississippi State, host
* SEC Tournament

Alabama A&M (1-0) H: 1-0, A: 1-0, N: 0-0

Date	Site	W/L	Score	Series
2005-06	Nashville	W	80-29	1-0

Alabama-Birmingham (4-0) H: 2-0, A: 2-0, N: 0-0

Date	Site	W/L	Score	Series
1985-86	Birmingham, Ala.	W	76-60	1-0
1986-87	Nashville	W	70-48	2-0
2006-07	Birmingham, Ala.	W	85-63	3-0
2007-08	Nashville	W	92-51	4-0

Alabama-Huntsville (2-0) H: 1-0, A: 0-0, N: 1-0

Date	Site	W/L	Score	Series
1982-83	Morehead, Ky. ^	W	76-71	1-0
1985-86	Nashville	W	100-47	2-0

^ Lady Eagle Classic

Alabama State (1-0) H: 1-0, A: 0-0, N: 0-0

Date	Site	W/L	Score	Series
1991-92	Nashville ^	W	88-42	1-0

^ O'Charley's Classic; Vanderbilt, host

Arizona (2-0) H: 1-0, A: 1-0, N: 0-0

Date	Site	W/L	Score	Series
1992-93	Tucson, Ariz.	W	73-63	1-0
1994-95	Nashville	W	79-39	2-0

Arizona State (1-1) H: 1-0, A: 0-1, N: 0-0

Date	Site	W/L	Score	Series
2001-02	Nashville ^	W	61-35	1-0
2005-06	Tempe, Ariz. !	L	60-69	1-1

^ NCAA First Round
! WBCA/BTI Classic, ASU, host

Arkansas (20-5) H: 10-1, A: 7-4, N: 3-0

Date	Site	W/L	Score	Series
1991-92	Nashville	W	79-75	1-0
1992-93	Fayetteville, Ark.	W	80-59	2-0
1993-94	Nashville	W	67-58	3-0
1994-95	Fayetteville, Ark.	L	71-73	3-1
1995-96	Fayetteville, Ark.	W	65-60	4-1
1996-97	Nashville	W	77-68	5-1
1997-98	Fayetteville, Ark.	Wot	85-80	6-1
1998-99	Nashville	W	73-57	7-1
1999-00	Fayetteville, Ark.	L	52-61	7-2
2000-01	Nashville	L	64-68	7-3
2001-02	Fayetteville, Ark.	L	57-67	7-4
	Nashville*	W	81-78	8-4
2002-03	Nashville	W	76-59	9-4
2003-04	Fayetteville, Ark.	W	74-69	10-4
2004-05	Nashville	W	78-43	11-4
	Greenville, S.C.	W	79-60	12-4
2005-06	Fayetteville, Ark.	Lot	51-52	12-5
	Nashville	W	64-59	13-5
2006-07	Nashville	W	98-61	14-5
	Fayetteville, Ark.	W	61-34	15-5
2007-08	Fayetteville, Ark.	W	63-50	16-5
2008-09	Nashville	Wot	72-61	17-5
2009-10	Fayetteville, Ark.	W	67-61	18-5
	Duluth, Ga. *	Wot	65-64	19-5
2010-11	Nashville	W	65-54	20-5

* SEC Tournament

Auburn (24-16) H: 11-5, A: 8-8, N: 5-3

Date	Site	W/L	Score	Series
1977-78	Starkville, Miss. ^	L	64-82	0-1
1978-79	Nashville	L-2ot	85-86	0-2
1979-80	Auburn, Ala.	L	62-78	0-3
1980-81	Nashville	W	79-74	1-3
1983-84	Auburn, Ala.	L	64-83	1-4
1985-86	Nashville	W	60-59	2-4
	Athens, Ga. *	W	89-79	3-4
1986-87	Auburn, Ala.	L	67-111	3-5
1987-88	Nashville	L	57-89	3-6
1988-89	Auburn, Ala.	L	69-87	3-7
1989-90	Nashville	L-2ot	93-96	3-8
	Iowa City, Iowa #	L	67-89	3-9
1990-91	Auburn, Ala.	L	75-83	3-10
	Knoxville, Tenn. +	L	45-58	3-11
1991-92	Nashville	W	81-67	4-11
1992-93	Auburn, Ala.	L	53-55	4-12
1993-94	Nashville	W	75-58	5-12
1994-95	Auburn, Ala.	W	53-34	6-12
1995-96	Nashville	L	66-71	6-13
1996-97	Auburn, Ala.	L	60-61	6-14
1997-98	Nashville	W	62-51	7-14
1998-99	Auburn, Ala.	L	55-64	7-15
1999-00	Nashville	L	54-55	7-16
2000-01	Auburn, Ala.	W	74-66	8-16
2001-02	Nashville	W	72-54	9-16
	Nashville*	W	55-39	10-16
2002-03	Auburn, Ala.	W	67-66	11-16
2003-04	Nashville	W	67-63	12-16
	Auburn, Ala.	W	68-60	13-16
	Nashville*	W	76-74	14-16
2004-05	Auburn, Ala.	W	73-67	15-16
	Nashville	W	66-64	16-16
2005-06	Auburn, Ala.	W	57-53	17-16

2006-07	Nashville	W	80-45	18-16
2007-08	Auburn, Ala.	W	73-56	19-16
	Nashville*	W	49-44	20-16
2008-09	Nashville	W	73-70	21-16
	North Little Rock*	W	61-54	22-16
2009-10	Auburn, Ala.	W	61-60	23-16
2010-11	Nashville	W	67-59	24-16

^ Mississippi State Classic
* SEC Tournament
NCAA Second Round
+ NCAA Regional Semifinal

Austin Peay (12-1) H: 6-0, A: 3-1, N: 3-0

Date	Site	W/L	Score	Series
1977-78	Clarksville, Tenn.	L	61-81	0-1
	Nashville	W-ot	75-70	1-1
1979-80	Martin, Tenn. ^	W	77-56	2-1
1980-81	Martin, Tenn. ^	W	71-69	3-1
	Clarksville, Tenn.	W	59-57	4-1
1981-82	Nashville	W	80-74	5-1
	Chattanooga, Tenn. +	W	78-76	6-1
1982-83	Clarksville, Tenn.	W	97-47	7-1
1988-89	Nashville	W	97-30	8-1
1989-90	Clarksville, Tenn.	W	88-62	9-1
1990-91	Nashville	W	111-60	10-1
2002-03	Nashville	W	84-50	11-1
2009-10	Nashville#	W	95-51	12-1

^ UT-Martin Christmas Classic, UT-Martin, host
+ AIAW Tournament, VU Thanksgiving Tournament

Ball State (1-0) H: 0-0, A: 1-0, N: 0-0

Date	Site	W/L	Score	Series
1986-87	Muncie, Ind.	W	89-70	1-0

Belmont (9-4) H: 5-3, A: 4-1, N: 0-0

Date	Site	W/L	Score	Series
1978-79	Vanderbilt	L	61-62	0-1
	Belmont	W	50-46	1-1
1979-80	Vanderbilt	L	61-87	1-2
	Belmont	L	66-75	2-4
1981-82	Vanderbilt	W	82-58	3-4
1982-83	Belmont	W	81-70	4-4
1983-84	Vanderbilt	W	91-47	5-4
1986-87	Vanderbilt	W	95-48	6-4
1987-88	Belmont	W	81-65	7-4
1988-89	Vanderbilt	W	82-51	8-4
2007-08	Nashville	W	104-43	9-4

Boston College (0-1) H: 0-0, A: 0-0, N: 0-1

Date	Site	W/L	Score	Series
2002-03	Norfolk, Va. #	Lot	85-86	0-1

NCAA East Region Second Round

Boston University (2-1) H: 1-0, A: 1-1, N: 0-0

Date	Site	W/L	Score	Series
1981-82	Boston, Mass.	L	78-80	0-1
2000-01	Nashville ^	W	92-56	1-1
2002-03	Boston, Mass.	W	68-51	2-1

^ First Tennessee Tournament, Vanderbilt-host

Bowling Green (2-3) H: 2-1, A: 0-1, N: 0-1

Date	Site	W/L	Score	Series
1992-93	Nashville	W	69-66	1-0
1993-94	Nashville	W	92-70	2-0
2006-07	East Lansing, Mich. !	L	56-59	2-1
2009-10	Nashville	L	60-66	2-2
2010-11	Bowling Green, Ohio	L	68-79	2-3

! NCAA First Round; Michigan State, host



SERIES RESULTS

Bryan (2-0)				
H: 1-0, A: 1-0, N: 0-0				
Date	Site	W/L	Score	Series
1977-78	Nashville	W	73-40	1-0
	Dayton, Tenn.	W	77-55	2-0

Butler (1-1)				
H: 1-1, A: 0-0, N: 0-0				
Date	Site	W/L	Score	Series
1990-91	Nashville	L	88-91	0-1
1998-99	Nashville	W	78-64	1-1

BYU (1-0)				
H: 1-0, A: 0-0, N: 0-0				
Date	Site	W/L	Score	Series
2004-05	Malibu, Calif.!	W	78-64	1-0
!Hilton Woodland Hills Beach Classic				

California (2-2)				
H: 1-1, A: 0-1, N: 1-0				
Date	Site	W/L	Score	Series
1989-90	Nashville	L	70-72	0-1
1992-93	Nashville ^	W	82-63	1-1
2006-07	Nashville	W	67-55	2-1
2007-08	Berkeley, Calif.	L	59-67	2-2
^NCAA Second Round - Nashville, Belmont-host				

Cal State Fullerton (1-0)				
H: 0-0, A: 1-0, N: 0-0				
Date	Site	W/L	Score	Series
2008-09	Fullerton, Calif.	W	83-67	1-0

California-Los Angeles (2-0)				
H: 0-0, A: 0-0, N: 2-0				
Date	Site	W/L	Score	Series
1984-85	Austin, Texas ^	W	66-62	1-0
1995-96	Boston, Mass. #	W	70-64	2-0
^ University of Texas Classic, Texas-host # Reebok Challenge				

UC Riverside (1-1)				
H: 1-0, A: 0-1, N: 0-0				
Date	Site	W/L	Score	Series
2008-09	Riverside, Calif.	L	47-50	0-1
2009-10	Nashville	W	75-60	1-1

California-Santa Barbara (0-3)				
H: 0-1, A: 0-1, N: 0-1				
Date	Site	W/L	Score	Series
1997-98	Champaign, Ill. ^	L	71-76ot	0-1
1998-99	Nashville	L	81-84	0-2
1999-00	Santa Barbara, Calif.	L	48-61	0-3
^NCAA First Round				

Campbell (1-0)				
H: 1-0, A: 0-0, N: 0-0				
Date	Site	W/L	Score	Series
1990-91	Nashville ^	W	89-53	1-0
^O'Charley's Classic, Vanderbilt-host				

Campbellsville (1-0)				
H: 1-0, A: 0-0, N: 0-0				
Date	Site	W/L	Score	Series
1980-81	Nashville	W	78-68	1-0

Canisius (1-0)				
H: 1-0, A: 0-0, N: 0-0				
Date	Site	W/L	Score	Series
2001-02	Nashville	W	106-64	1-0

Carson Newman (3-0)				
H: 1-0, A: 2-0, N: 0-0				
Date	Site	W/L	Score	Series
1980-81	Nashville	W	90-86	1-0
1981-82	Jefferson City, Tenn.	W	81-69	2-0
1984-85	Jefferson City, Tenn. ^	W	81-66	3-0
^Rotary Classic, Carson Newman-host				

Charleston Southern (1-0)				
H: 1-0, A: 0-0, N: 0-0				
Date	Site	W/L	Score	Series
2005-06	Nashville	W	83-39	1-0

Chattanooga (11-6)				
H: 5-2, A: 5-4, N: 1-0				
Date	Site	W/L	Score	Series
1979-80	Chattanooga, Tenn.	L	71-86	0-1
	Nashville	L	58-85	0-2
1980-81	Chattanooga, Tenn.	L	63-76	0-3
	Nashville	L	72-84	0-4
1981-82	Chattanooga, Tenn. ^	W89-78	1-4	
	Nashville	W-ot	85-77	2-4
	Chattanooga, Tenn. +	L	63-78	2-5
1982-83	Nashville	W	83-79	3-5
1983-84	Chattanooga, Tenn.	W	66-65	4-5
	Amarillo, Texas #	W	67-66	5-5
1984-85	Nashville	W	88-64	6-5
1985-86	Chattanooga, Tenn.	W	86-62	7-5
1986-87	Nashville	W	90-53	8-5
1987-88	Chattanooga, Tenn.	L	75-81	8-6
1989-90	Nashville	W	94-46	9-6
1990-91	Chattanooga, Tenn.	W	79-57	10-6
2003-04	Chattanooga, Tenn. @W	60-44	11-6	
^ Lady Moc Invitational, UT-Chattanooga-host + AIAW Tournament, # NIT @NCAA 2nd Round				

Cheyney State (1-0)				
H: 1-0, A: 0-0, N: 0-0				
Date	Site	W/L	Score	Series
1985-86	Nashville	W	112-54	1-0

Clemson (4-0)				
H: 2-0, A: 1-0, N: 1-0				
Date	Site	W/L	Score	Series
1991-92	Nashville ^	W	72-60	1-0
2005-06	Tempe, Ariz.!	W	86-49	2-0
2006-07	Nashville	W	82-63	3-0
2007-08	Clemson, S.C.	W	74-56	4-0
^ O'Charley's Classic, Vanderbilt-host ! WBCA/BTI Classic, Arizona State, host				

Cleveland State (2-0)				
H: 1-0, A: 1-0, N: 0-0				
Date	Site	W/L	Score	Series
1996-97	Nashville	W	91-51	1-0
1997-98	Cleveland, Ohio	W	91-72	2-0

Colgate (1-0)				
H: 1-0, A: 0-0, N: 0-0				
Date	Site	W/L	Score	Series
2005-06	Nashville	W	72-33	1-0

Colorado (4-1)				
H: 2-1, A: 2-0, N: 0-0				
Date	Site	W/L	Score	Series
1991-92	Boulder, Colo. ^	W	79-69	1-0
2000-01	Nashville #	W	65-59	2-0
2001-02	Nashville+	W	72-51	3-0
2006-07	Boulder, Colo.	W	81-76	4-0
2007-08	Nashville	L	51-62	4-1
^ Coors Classic, Colorado-host #NCAA Midwest Region/Second Round +Preseason WNIT Tournament				

Connecticut (2-2)				
H: 1-0, A: 0-1, N: 1-1				
Date	Site	W/L	Score	Series
1991-92	Nashville ^	W	75-47	1-0
1992-93	Hilton Head, S.C. !	W	57-37	2-0
1995-96	Rosemont, Ill. #	L	57-67	2-1
2001-02	Storrs, Conn. +	L	50-69	2-2
^ NCAA Second Round ! Super Shootout # NCAA Regional Semifinals +Preseason WNIT Tournament				

Coppin State (1-0)				
H: 1-0, A: 0-0, N: 0-0				
Date	Site	W/L	Score	Series
1999-00	Nashville	W	95-40	1-0

Creighton (1-0)				
H: 1-0, A: 0-0, N: 0-0				
Date	Site	W/L	Score	Series
1986-87	Nashville	W	77-57	1-0

Cumberland (2-0)				
H: 1-0, A: 1-0, N: 0-0				
Date	Site	W/L	Score	Series
1977-78	Lebanon, Tenn.	W	78-77	1-0
	Nashville	W	68-45	2-0

Dartmouth (4-0)				
H: 3-0, A: 1-0, N: 0-0				
Date	Site	W/L	Score	Series
1983-84	Hanover, NH ^	W	83-42	1-0
1992-93	Nashville	W	90-52	2-0
2001-02	Nashville!	W	98-62	3-0
2006-07	Nashville	W	79-49	4-0
^ Dartmouth Invitational ! First Tennessee Tournament				

Davidson (2-0)				
H: 2-0, A: 0-0, N: 0-0				
Date	Site	W/L	Score	Series
1997-98	Nashville	W	65-63	1-0
2008-09	Nashville	W	82-50	2-0

Dayton (4-0)				
H: 2-0, A: 2-0, N: 0-0				
Date	Site	W/L	Score	Series
1987-88	Nashville	W	82-67	1-0
1988-89	Dayton, Ohio	W	71-57	2-0
1998-99	Dayton, Ohio	W	59-50	3-0
1999-00	Nashville	W	86-46	4-0

Delaware (1-0)				
H: 0-0, A: 0-0, N: 1-0				
Date	Site	W/L	Score	Series
2010-11	Blacksburg, Va. ^	W	72-51	1-0
^ Hilton Garden Classic; Virginia Tech, host				

Delaware State (1-0)				
H: 0-0, A: 0-0, N: 1-0				
Date	Site	W/L	Score	Series
2006-07	East Lansing, Mich.!	W	62-47	1-2
! NCAA First Round; Michigan State, host				

Delta State (0-3)				
H: 0-1, A: 0-1, N: 0-1				
Date	Site	W/L	Score	Series
1980-81	Nashville	L	76-80	0-1
1981-82	Cleveland, Miss.	L	67-68	0-2
	Villanova, Pa. ^	L	79-90	0-3
^ AIAW Tournament				

Denver (0-1)				
H: 0-0, A: 0-1, N: 0-0				
Date	Site	W/L	Score	Series
2010-11	Denver	L	65-70	0-1



SERIES RESULTS

DePaul (5-2)				
H: 3-0, A: 1-2, N: 1-0				
Date	Site	W/L	Score	Series
1992-93	Nashville	W	71-64	1-0
1993-94	Chicago, Ill.	W	68-42	2-0
1994-95	Nashville	W	107-72	3-0
1995-96	Chicago, Ill.	L	61-76	3-1
1996-97	Nashville	W	86-60	4-1
1997-98	Chicago, Ill.	L	67-89	4-2
2009-10	Cincinnati, Ohio#	Wot	83-76	5-2

NCAA First Round

Detroit (1-0)				
H: 1-0, A: 0-0, N: 0-0				
Date	Site	W/L	Score	Series
1984-85	Nashville	W	96-82	1-0

District of Columbia (1-0)				
H: 1-0, A: 0-0, N: 0-0				
Date	Site	W/L	Score	Series
1983-84	Nashville	W	106-70	1-0

Duke (2-3)				
H: 1-1, A: 0-2, N: 1-0				
Date	Site	W/L	Score	Series
1981-82	Johnson City, Tenn. ^	W	75-57	1-0
1998-99	Nashville	L	71-79	1-1
1999-00	Durham, N.C.	L	59-68	1-2
2006-07	Durham, N.C.	L	48-69	1-3
2007-08	Nashville	W	68-55	2-3

^ AIAW Tournament

Duquesne (3-0)				
H: 1-0, A: 2-0, N: 0-0				
Date	Site	W/L	Score	Series
2002-03	Pittsburgh, Pa.	W	78-56	1-0
2003-04	Nashville	W	92-60	2-0
2010-11	Pittsburgh, Pa.	W	80-59	3-0

East Carolina (2-0)				
H: 1-0, A: 1-0, N: 0-0				
Date	Site	W/L	Score	Series
1987-88	Greenville, N.C. ^	W	66-56	1-0
1988-89	Nashville	W	91-56	2-0

^ East Carolina Tournament

East Tennessee State (3-2)				
H: 2-1, A: 1-1, N: 0-0				
Date	Site	W/L	Score	Series
1979-80	Nashville	L	69-72	0-1
1980-81	Johnson City	L	69-79	0-2
1981-82	Nashville	W	61-58	1-2
2008-09	Johnson City	W	66-55	2-2
2009-10	Nashville	W	96-83	3-2

Eastern Illinois (2-0)				
H: 2-0, A: 0-0, N: 0-0				
Date	Site	W/L	Score	Series
1991-92	Nashville	W	100-59	1-0
1999-00	Nashville	W	84-29	2-0

Eastern Kentucky (5-0)				
H: 4-0, A: 0-0, N: 1-0				
Date	Site	W/L	Score	Series
1981-82	Johnson City, Tenn. ^	W	88-78	1-0
1991-92	Nashville	W	74-54	2-0
1995-96	Nashville	W	97-55	3-0
2001-02	Nashville+	W	91-62	4-0
2008-09	Nashville	W	80-38	5-0

^ AIAW Tournament
+Preseason WNIT Tournament

Evansville (6-0)				
H: 4-0, A: 2-0, N: 0-0				
Date	Site	W/L	Score	Series
1986-87	Evansville, Ind.	W	68-62	1-0
1987-88	Nashville	W	93-62	2-0
1988-89	Evansville, Ind.	W	74-52	3-0
1989-90	Nashville	W	111-66	4-0
1990-91	Nashville	W	80-64	5-0
1993-94	Nashville	W	121-64	6-0

Fairfield (1-0)				
H: 0-0, A: 0-0, N: 1-0				
Date	Site	W/L	Score	Series
1999-00	Honolulu, Ha. +	W	92-42	1-0

+Ala Moana Classic

Fisk (2-0)				
H: 1-0, A: 1-0, N: 0-0				
Date	Site	W/L	Score	Series
1978-79	Fisk	W	Forfeit	1-0
	Vanderbilt	W	89-47	2-0

Florida (30-19)				
H: 15-6, A: 11-10, N: 4-3				
Date	Site	W/L	Score	Series
1978-79	Starkville, Miss. ^	W	76-66	1-0
	Nashville	W	67-65	2-0
1979-80	Gainesville, Fla.	L	80-81	2-1
	Nashville	W	78-58	3-1
1980-81	Gainesville, Fla.	W	75-67	4-1
1981-82	Gainesville, Fla.	L	71-81	4-2
	Nashville	W	89-86	5-2
1982-83	Nashville	W	79-78	6-2
	Gainesville, Fla.	L	66-69	6-3
1983-84	Gainesville, Fla.	W	86-77	7-3
	Nashville	L	65-66	7-4
1984-85	Gainesville, Fla.	L	62-73	7-5
	Nashville	L	56-61	7-6
1985-86	Nashville	W	70-53	8-6
1986-87	Gainesville, Fla.	W	80-60	9-6
1987-88	Nashville	W	84-62	10-6
1988-89	Gainesville, Fla.	W	80-68	11-6
1989-90	Nashville	W	82-60	12-6
1990-91	Gainesville, Fla.	L	68-74	12-7
1991-92	Nashville	W	89-82	13-7
1992-93	Gainesville, Fla.	W	69-63	14-7
1993-94	Nashville	W	82-65	15-7
	Chattanooga, Tenn. *	W	94-72	16-7
1994-95	Gainesville, Fla.	W	66-52	17-7
1995-96	Nashville	W	74-60	18-7
	Chattanooga, Tenn. *	L	78-83	18-8
1996-97	Gainesville, Fla.	L	56-70	18-9
	Chattanooga, Tenn. *	L	54-68	18-10
1997-98	Nashville	L	46-62	18-11
1998-99	Gainesville, Fla.	L	69-78	18-12
	Chattanooga, Tenn. *	L	61-64	18-13
1999-00	Nashville	W	84-66	19-13
2000-01	Gainesville, Fla.	L	57-62	19-14
2001-02	Nashville	L	51-62	19-15
2002-03	Gainesville, Fla.	W	64-58	20-15
	Little Rock, Ark.	W	74-58	21-15
2003-04	Gainesville, Fla.	L	61-67	21-16
	Nashville	L	83-92	21-17
2004-05	Nashville	W	84-73	22-17
	Gainesville, Fla.	W	76-69	23-17
2005-06	Gainesville, Fla.	L	59-73	23-18
2006-07	Nashville	W	82-69	24-18
	Duluth, Ga. *	W	105-77	25-18
2007-08	Gainesville, Fla.	W	66-56	26-18
2008-09	Nashville	W	84-68	27-18
2009-10	Gainesville, Fla.	W	66-58	28-18
	Nashville	W	71-60	29-18
2010-11	Gainesville, Fla.	W	103-97 (2ot)	30-18
	Nashville	L	69-74	30-19

^ MSU Classic, Mississippi State-host
* SEC Tournament

Florida A&M (1-0)				
H: 1-0, A: 0-0, N: 0-0				
Date	Site	W/L	Score	Series
1979-80	Nashville	W	80-68	1-0

Florida Atlantic (1-0)				
H: 1-0, A: 0-0, N: 0-0				
Date	Site	W/L	Score	Series
2006-07	Nashville	W	81-49	1-0

Florida International (1-0)				
H: 1-0, A: 0-0, N: 0-0				
Date	Site	W/L	Score	Series
1994-95	Nashville ^	W	80-63	1-0

^ Pre-Season NIT

Florida State (0-1)				
H: 0-0, A: 0-1, N: 0-0				
Date	Site	W/L	Score	Series
2010-11	Tallahassee^	L	66-72	0-1

^Super Six Series

Fordham (1-0)				
H: 1-0, A: 0-0, N: 0-0				
Date	Site	W/L	Score	Series
1999-00	Nashville	W	93-44	1-0

Furman (1-0)				
H: 1-0, A: 0-0, N: 0-0				
Date	Site	W/L	Score	Series
2007-08	Nashville	W	68-51	1-0

George Washington (4-0)				
H: 2-0, A: 2-0, N: 0-0				
Date	Site	W/L	Score	Series
1993-94	Washington DC	W	60-58	1-0
1994-95	Nashville	W	87-52	2-0
1998-99	Washington DC	W2ot	80-72	3-0
1999-00	Nashville	W	81-57	4-0

Georgia (24-30)				
H: 11-9, A: 7-15, N: 6-6				
Date	Site	W/L	Score	Series
1978-79	Nashville	W	80-63	1-0
	Athens, Ga.	L	57-64	1-1
1980-81	Athens, Ga.	L	71-94	1-2
1981-82	Nashville	L	63-78	1-3
	Athens, Ga.	L	66-79	1-4
1982-83	Athens, Ga.	L	70-76	1-5
	Nashville	W	63-62	2-5
1983-84	Athens, Ga.	L	86-87	2-6
	Nashville	L	66-90	2-7
1984-85	Athens, Ga.	L	71-95	2-8
	Nashville	L	67-83	2-9
	Athens, Ga. *	L	69-79	2-10
1985-86	Nashville	L	61-68	2-11
1986-87	Athens, Ga.	L	72-89	2-12
	Albany, Ga. *	L	53-54	2-13
1987-88	Nashville	L	55-58	2-14
1988-89	Athens, Ga.	L	62-83	2-15
1989-90	Nashville	W	63-62	3-15
	Albany, Ga. *	L	72-79	3-16
1990-91	Athens, Ga.	L	53-57	3-17
1991-92	Nashville	L	60-61	3-18
	Albany, Ga. *	L	57-58	3-19
1992-93	Athens, Ga.	W	90-66	4-19
	Chattanooga, Tenn. *	W	76-64	5-19
1993-94	Nashville	W	80-50	6-19
1994-95	Athens, Ga.	W	65-52	7-19
	Chattanooga, Tenn. *	W	82-56	8-19
1995-96	Nashville	W	71-66	9-19
1996-97	Athens, Ga.	L	45-71	9-20
	Missoula, Montana#	L	52-66	9-21
1997-98	Nashville	W	68-65	10-21
1998-99	Athens, Ga.	W	66-57	11-21
1999-00	Nashville	L	73-84	11-22



SERIES RESULTS

2000-01	Athens, Ga.	L	49-75	11-23
	Athens, Ga.	L	59-76	11-24
	Nashville	W	71-65	12-24
	Memphis, Tenn.*	L	60-62	12-25
2001-02	Athens, Ga.	W	64-47	13-25
2002-03	Nashville	W	58-56	14-25
	Little Rock, Ark.	W	74-70	15-25
2003-04	Nashville	L	67-83	15-26
	Nashville*	W	62-56	16-26
2004-05	Athens, Ga.	W	66-59	17-26
2005-06	Nashville	L	61-83	17-27
	North Little Rock, Ark.*	L	47-69	17-28
2006-07	Athens, Ga.	L	71-83	17-29
	Duluth, Ga.*	W	81-56	18-29
2007-08	Nashville	W	67-59	19-29
	Athens, Ga.	W	61-54	20-29
2008-09	Athens, Ga.	L	55-66	20-30
	Nashville	W	80-64	21-30
	North Little Rock*	W	69-61	22-30
2009-10	Nashville	W	66-44	23-30
2010-11	Athens, Ga.	W	69-59	24-30

* SEC Tournament
#NCAA Regional Semifinals

Georgia Southern (3-0)				
H: 2-0, A: 1-0, N: 0-0				
Date	Site	W/L	Score	Series
1989-90	Nashville	W	95-61	1-0
1990-91	Statesboro, Ga.	W	80-75	2-0
2000-01	Nashville	W	88-70	3-0

Georgia Southwest (1-0)				
H: 0-0, A: 0-0, N: 1-0				
Date	Site	W/L	Score	Series
1987-88	Greenville, N.C. ^	W	74-38	1-0

^ East Carolina Tournament

Georgia Tech (4-2)				
H: 1-1, A: 2-1, N: 1-0				
Date	Site	W/L	Score	Series
1978-79	Nashville	L-ot	67-69	0-1
	Atlanta, Ga.	L	63-71	0-2
1979-80	Nashville	W	67-61	1-2
	Atlanta, Ga.	W	77-67	2-2
1981-82	Atlanta, Ga.	W	80-74	3-2
2006-07	Duluth, Ga.	W	72-55	4-2

Grambling (1-0)				
H: 1-0, A: 0-0, N: 0-0				
Date	Site	W/L	Score	Series
1993-94	Nashville ^	W	95-85	1-0

^ NCAA First Round

Hampton (1-0)				
H: 1-0, A: 0-0, N: 0-0				
Date	Site	W/L	Score	Series
1998-99	Nashville	W	116-46	1-0

Harvard (5-0)				
H: 2-0, A: 2-0, N: 1-0				
Date	Site	W/L	Score	Series
1986-87	Honolulu, Hawaii ^	W	78-50	1-0
1988-89	Cambridge, Mass. #	W	94-67	2-0
1993-94	Cambridge, Mass.	W	107-68	3-0
1995-96	Nashville !	W	100-83	4-0
2002-03	Nashville +	W	84-44	5-0

^ Rainbow Wahine Classic

Harvard Invitational

! NCAA First Round

+ First Tennessee Tournament-Vanderbilt, host

Hawaii (2-0)				
H: 0-0, A: 1-0, N: 1-0				
Date	Site	W/L	Score	Series
1984-85	Tulsa ^	W	81-57	1-0
1999-00	Honolulu, Ha.	W	73-60	2-0

^ Oil Capital Classic - Tulsa, host

Holy Cross (2-0)				
H: 2-0, A: 0-0, N: 0-0				
Date	Site	W/L	Score	Series
1996-97	Nashville	W	80-50	1-0
2002-03	Nashville, Tenn.	W	86-54	2-0

Howard (3-0)				
H: 3-0, A: 0-0, N: 0-0				
Date	Site	W/L	Score	Series
1996-97	Nashville	W	87-47	1-0
2000-01	Nashville	W	103-67	2-0
2010-11	Nashville	W	80-55	3-0

Idaho State (1-0)				
H: 1-0, A: 0-0, N: 0-0				
Date	Site	W/L	Score	Series
2000-01	Nashville#	W	83-57	1-0

#NCAA First Round

Illinois (1-1)				
H: 1-0, A: 0-1, N: 0-0				
Date	Site	W/L	Score	Series
1985-86	Nashville	W-ot	83-75	1-0
1987-88	Champaign, Ill.	L	68-73	1-1

Illinois State (2-0)				
H: 1-0, A: 1-0, N: 0-0				
Date	Site	W/L	Score	Series
1986-87	Nashville	W	86-57	1-0
1987-88	Normal, Ill.	W	63-57	2-0

Indiana (1-1)				
H: 1-0, A: 0-1, N: 0-0				
Date	Site	W/L	Score	Series
1998-99	Bloomington, Ind.	L	61-84	0-1
1999-00	Nashville	W	74-54	1-1

IUPUI (1-0)				
H: 1-0, A: 0-0, N: 0-0				
Date	Site	W/L	Score	Series
1986-87	Nashville	W	100-62	1-0

Indiana State (1-1)				
H: 1-0, A: 0-1, N: 0-0				
Date	Site	W/L	Score	Series
2006-07	Nashville	W	89-75	1-0
2007-08	Terre Haute, Ind.	Lot	72-77	1-1

Iowa (4-0)				
H: 0-0, A: 0-0, N: 4-0				
Date	Site	W/L	Score	Series
1989-90	Iowa City, Iowa !	W	61-56	1-0
1991-92	Knoxville, Tenn. #	W	95-65	2-0
1995-96	Rosemont, Ill. ^	W	74-63	3-0
1997-98	Lakeland, Fla. +	W	60-54	4-0

! NCAA Second Round

SEC/Big 10 Challenge

^ NCAA Regional Semifinals

+ Honda Elite 4 Classic

Iowa State (2-1)				
H: 0-0, A: 0-1, N: 1-0				
Date	Site	W/L	Score	Series
2000-01	Denver, Colo. #	W	84-65	1-0
2007-08	Nashville	W	62-53	2-0
2008-09	Ames, Iowa	L	51-55	2-1

#NCAA Midwest Regional Semifinal

James Madison (4-1)				
H: 1-0, A: 2-0, N: 1-1				
Date	Site	W/L	Score	Series
1986-87	Fayetteville, N.C. !	L	60-68	0-1
1995-96	Harrisonburg, Va.	W	76-61	1-1
1997-98	Nashville	W	59-42	2-1
2000-01	Harrisonburg, Va.	W	81-59	3-1
2001-02	Nashville"	W	90-44	4-1

! NCAA Second Round

"Gaylord Entertainment Center

Kansas (3-1)				
H: 0-0, A: 1-0, N: 2-1				
Date	Site	W/L	Score	Series
1984-85	Tulsa, Okla. ^	L	61-65	0-1
1989-90	Honolulu, Hawaii	W	70-64	1-1
1996-97	Lawrence, Kansas#	W	51-44	2-1
1999-00	Ruston, La. +	W2ot	71-69	3-1

^ Oil Capital Classic

#NCAA Second Round

+NCAA First Round

Kansas State (2-0)				
H: 0-0, A: 0-0, N: 2-0				
Date	Site	W/L	Score	Series
2004-05	Seattle, Wash.#	W	63-60	1-0
2008-09	Albuquerque, N.M.#	W	74-61	2-0

#NCAA Second Round

Kentucky (27-16)				
H: 14-5, A: 10-9, N: 3-2				
Date	Site	W/L	Score	Series
1981-82	Lexington, Ky.	L	61-84	0-1
	Nashville	L	76-86	0-2
1982-83	Nashville	L	85-106	0-3
	Lexington, Ky.	L	71-80	0-4
1983-84	Nashville	W	77-74	1-4
	Lexington, Ky.	L	70-89	1-5
1984-85	Nashville	L	57-58	1-6
	Lexington, Ky.	W	78-73	2-6
1985-86	Nashville	L	70-79	2-7
1986-87	Lexington, Ky.	L	71-74	2-8
1987-88	Nashville	W	83-68	3-8
	Albany, Ga. *	L	67-75	3-9
1988-89	Lexington, Ky.	L	68-74	3-10
1989-90	Nashville	W	79-70	4-10
1990-91	Lexington, Ky.	L	63-80	4-11
1991-92	Nashville	W	93-67	5-11
1992-93	Lexington, Ky.	W	65-52	6-11
	Chattanooga, Tenn. *	W	68-61	7-11
1993-94	Nashville	W	83-56	8-11
	Chattanooga, Tenn. *	W	72-67	9-11
1994-95	Lexington, Ky.	W	82-53	10-11
1995-96	Nashville	W	58-53	11-11
1996-97	Lexington, Ky.	W	65-54	12-11
1997-98	Nashville	W	64-54	13-11
1998-99	Lexington, Ky.	L	69-70	13-12
1999-00	Nashville	Wot	60-55	14-12
2000-01	Lexington, Ky.	W	91-61	15-12
2001-02	Nashville	W	71-54	16-12
	Lexington, Ky.	W	73--57	17-12
2002-03	Nashville	W	84-50	18-12
	Lexington, Ky.	W	85-63	19-12
2003-04	Nashville	W	65-57	20-12
	Nashville*	W	60-41	21-12
2004-05	Lexington, Ky.	W	73-67	22-12
2005-06	Nashville	W	72-55	23-12
2006-07	Lexington, Ky.	W	63-62	24-12
2007-08	Nashville	W	66-49	25-12
2008-09	Lexington, Ky.	W	72-62	26-12
2009-10	Lexington, Ky.	L	53-63	26-13
	Nashville	W	68-55	27-13
2010-11	Lexington, Ky.	L	68-78	27-14
	Nashville	L	71-80	27-15
	Nashville *	L	56-69	27-16

*SEC Tournament

Lafayette (1-0)				
H: 0-0, A: 0-0, N: 1-0				
Date	Site	W/L	Score	Series
1988-89	Cambridge, Mass. ^	W	81-62	1-0

^ Harvard Invitational

La Salle (2-0)				
H: 1-0, A: 1-0, N: 0-0				
Date	Site	W/L	Score	Series
2005-06	Philadelphia, Pa.	W	70-57	1-0
2006-07	Nashville	W	70-59	2-0



SERIES RESULTS

Lehigh (1-0) H: 1-0, A: 0-0, N: 0-0				
Date	Site	W/L	Score	Series
2009-10	Nashville	W	90-54	1-0

Liberty (2-0) H: 1-0, A: 0-0, N: 1-0				
Date	Site	W/L	Score	Series
2002-03	Norfolk, Va. !	W	54-44	1-0
2008-09	Nashville	W	67-50	2-0

! NCAA East Region First Round

Lipscomb (13-0) H: 7-0, A: 5-0, N: 1-0				
Date	Site	W/L	Score	Series
1977-78	Vanderbilt	W	71-57	1-0
	Lipscomb	W	58-47	2-0
1980-81	Vanderbilt	W	79-42	3-0
	Lipscomb	W	68-61	4-0
1981-82	Vanderbilt	W	86-48	5-0
1982-83	Lipscomb	W	79-62	6-0
1987-88	Vanderbilt	W	79-49	7-0
1988-89	Lipscomb	W	86-64	8-0
1989-90	Vanderbilt	W	95-68	9-0
1990-91	Lipscomb	W	85-55	10-0
2003-04	Chattanooga^	W	60-44	11-0
2006-07	Vanderbilt	W	109-40	12-0
2007-08	Vanderbilt	W	92-37	13-0

^ NCAA Midwest Region Second Round

Louisiana State (22-16) H: 11-3, A: 4-10, N: 7-3				
Date	Site	W/L	Score	Series
1985-86	Baton Rouge, La.	L	80-91	0-1
	Athens, Ga. *	L	60-83	0-2
1986-87	Nashville	L-ot	79-81	0-3
1987-88	Baton Rouge, La.	L	66-73	0-4
1988-89	Nashville	W	79-66	1-4
	Albany, Ga. *	L	73-79	1-5
1989-90	Baton Rouge, La.	L	69-71	1-6
1990-91	Nashville	W	73-72	2-6
1991-92	Baton Rouge, La.	L	69-76	2-7
1992-93	Nashville	W	87-61	3-7
1993-94	Baton Rouge, La.	W	87-63	4-7
1994-95	Nashville	W	85-33	5-7
1995-96	Baton Rouge, La.	W	78-56	6-7
1996-97	Nashville	W	77-58	7-7
1997-98	Baton Rouge, La.	L	46-57	7-8
1998-99	Nashville	L	54-69	7-9
1999-00	Baton Rouge, La.	L	50-58	7-10
	Chattanooga, Tenn. *	W	59-46	8-10
2000-01	Nashville	W	86-75	9-10
	Memphis, Tenn. *	W	70-58	10-10
2001-02	Baton Rouge, La.	W	64-53	11-10
	Nashville	W	77-60	12-10
	Nashville*	W	63-48	13-10
2002-03	Baton Rouge, La.	L	59-70	13-11
	Nashville	W	72-60	14-11
2002-03	Little Rock, Ark. *	L	69-78	14-12
2003-04	Baton Rouge, La.	W	61-55	15-12
	Nashville*	W	78-66	16-12
2004-05	Nashville	L	68-79	16-13
2005-06	Baton Rouge, La.	L	53-75	16-14
2006-07	Nashville	W	68-58	17-14
	Duluth, Ga. *	W	51-45	18-14
2007-08	Baton Rouge, La.	L	51-62	18-15
2008-09	Nashville	W	75-67	19-15
	North Little Rock*	W	61-47	20-15
2009-10	Baton Rouge, La.	L	39-55	20-16
	Duluth, Ga. *	W	63-61	21-16
2010-11	Nashville	W	55-50	22-16

* SEC Tournament

Louisiana Tech (1-1) H: 0-0, A: 0-1, N: 1-0				
Date	Site	W/L	Score	Series
1992-93	Nacogdoches, Tex. !	W	58-53	1-0
1999-00	Ruston, La. ^	L	65-66	1-1

! NCAA Regional Finals; ^NCAA First Round

Louisville (8-4) H: 5-1, A: 2-2, N: 1-1				
Date	Site	W/L	Score	Series
1982-83	Nashville	L	84-86	0-1
1984-85	Louisville, Ky.	W	93-67	1-1
1985-86	Nashville	W	114-76	2-1
1986-87	Louisville, Ky.	L	78-80	2-2
1987-88	Nashville	W	102-56	3-2
1988-89	Louisville, Ky.	W	76-68	4-2
1996-97	Boston, Mass. ^	W	63-60	5-2
2001-02	Nashville	W	71-32	6-2
2002-03	Louisville, Ky.	L	82-92	6-3
2003-04	Nashville	Wot	73-68	7-3
2005-06	Nashville ^s	W	76-64	8-3
2010-11	Cincinnati*	L	62-81	8-4

^ Reebok Classic
^s NCAA Tournament, first round-Nashville (Memorial Gym)
* NCAA Tournament, first round-Cincinnati (Xavier-host)

Loyola Marymount (1-0) H: 0-0, A: 0-0, N: 1-0				
Date	Site	W/L	Score	Series
1990-91	Salt Lake City, Utah ^	W	81-75	1-0

^ Lady Ute Classic - Utah, host

Maine (1-0) H: 0-0, A: 1-0, N: 0-0				
Date	Site	W/L	Score	Series
1990-91	Orono, Maine	W	74-67	1-0

Manhattan (2-0) H: 1-0, A: 1-0, N: 0-0				
Date	Site	W/L	Score	Series
1994-95	Nashville	W	101-52	1-0
1995-96	Riverdale, NY	W	85-64	2-0

Marshall (1-0) H: 1-0, A: 0-0, N: 0-0				
Date	Site	W/L	Score	Series
1990-91	Nashville	W	67-36	1-0

Maryland (0-2) H: 0-0, A: 0-0, N: 0-2				
Date	Site	W/L	Score	Series
2007-08	Spokane, Wash. !	L	66-80	0-1
2008-09	Raleigh, N.C. !	L	74-78	0-2

! NCAA Tournament - Sweet 16

Massachusetts (2-0) H: 1-0, A: 1-0, N: 0-0				
Date	Site	W/L	Score	Series
1993-94	Amherst, Mass.	W	77-50	1-0
1994-95	Nashville ^	W	98-54	2-0

^ First American/MCI Classic, Vanderbilt-host

Memphis (11-3) H: 8-0, A: 3-3, N: 0-0				
Date	Site	W/L	Score	Series
1979-80	Memphis, Tenn.	L	72-87	0-1
1980-81	Nashville	W	78-71	1-1
1981-82	Memphis, Tenn.	L	78-87	1-2
1984-85	Nashville	W	77-72	2-2
1985-86	Nashville	W	96-73	3-2
1986-87	Memphis, Tenn.	L	74-93	3-3
1987-88	Nashville	W	86-73	4-3
1988-89	Memphis, Tenn.	W	89-82	5-3
1989-90	Nashville	W	99-66	6-3
1991-92	Memphis, Tenn.	W	75-50	7-3

1992-93	Nashville	W	91-57	8-3
1994-95	Nashville !	W	95-68	9-3
2003-04	Memphis, Tenn.	W	73-49	10-3
2004-05	Nashville	W	96-54	11-3

! NCAA Second Round

Mercer (2-0) H: 1-0, A: 1-0, N: 0-0				
Date	Site	W/L	Score	Series
1983-84	Nashville	W	63-60	1-0
1984-85	Jefferson City, Tenn.	W	97-76	2-0

Miami, Fla. (1-1) H: 0-0, A: 0-1, N: 1-0				
Date	Site	W/L	Score	Series
1991-92	Charlottesville, Va. !	W	77-67	1-0
2003-04	Miami, Fla.	L	57-79	1-1

! NCAA Regional Semifinals

Miami University (5-0) H: 3-0, A: 2-0, N: 0-0				
Date	Site	W/L	Score	Series
1990-91	Nashville	W	64-56	1-0
1991-92	Oxford, Ohio	W	69-48	2-0
2000-01	Nashville	W	79-61	3-0
2004-05	Oxford, Ohio	W	93-50	4-0
2005-06	Nashville	W	82-50	5-0

Michigan (3-1) H: 1-0, A: 1-1, N: 1-0				
Date	Site	W/L	Score	Series
1988-89	Norfolk, Va. ^	W	95-86	1-0
1998-99	Nashville	W	57-45	2-0
1999-00	Ann Arbor, Mich.	W	76-60	3-0
2008-09	Ann Arbor, Mich.	L	42-50	3-1

Michigan State (1-2) H: 1-0, A: 0-1, N: 0-1				
Date	Site	W/L	Score	Series
1996-97	East Lansing, Mich.	L	51-82	0-1
1997-98	Nashville	W	63-51	1-1
2004-05	Kansas City, Mo. #	L	64-76	1-2

#NCAA Sweet 16

Middle Tennessee (7-8) H: 5-4, A: 2-3, N: 0-1				
Date	Site	W/L	Score	Series
1978-79	Murfreesboro, Tenn.	L	67-69	0-1
	Nashville	L	70-74	0-2
1979-80	Nashville	L	66-67	0-3
	Cookeville, Tenn. ^	L	57-76	0-4
1980-81	Nashville	W	89-88	1-4
1981-82	Nashville	L	71-76	1-5
1982-83	Nashville	L	81-86	1-6
	Murfreesboro, Tenn.	L-ot	66-73	1-7
1983-84	Murfreesboro, Tenn.	W	66-60	2-7
	Nashville	W	83-67	3-7
1987-88	Nashville	W	70-67	4-7
1988-89	Murfreesboro, Tenn.	L	73-81	4-8
1989-90	Nashville	W	88-70	5-8
1990-91	Murfreesboro, Tenn.	W	79-66	6-8
1991-92	Nashville	W	90-61	7-8

^AIAW Tournament

Minnesota (1-0) H: 1-0, A: 0-0, N: 0-0				
Date	Site	W/L	Score	Series
1993-94	Nashville !	W	98-72	1-0

! NCAA Second Round



SERIES RESULTS

Mississippi (25-15) H: 14-3, A: 6-12, N: 5-0				
Date	Site	W/L	Score	Series
1977-78	Nashville	L	64-85	0-1
1979-80	Oxford, Miss.	W	84-81	1-1
1980-81	Oxford, Miss. ^	L	65-81	1-2
1983-84	Oxford, Miss.	L-ot	72-82	1-3
	Athens, Ga. *	W	78-73	2-3
1984-85	Nashville	L	56-80	2-4
1985-86	Oxford, Miss.	L	62-76	2-5
1986-87	Nashville	L	73-77	2-6
	Albany, Ga. *	W	65-64	3-6
1987-88	Oxford, Miss.	L	56-64	3-7
1988-89	Nashville	W	63-62	4-7
1989-90	Oxford, Miss.	L	60-75	4-8
1990-91	Nashville	W	69-46	5-8
1991-92	Oxford, Miss.	L	57-59	5-9
1992-93	Nashville	W	77-62	6-9
	Chattanooga, Tenn.	*W	79-54	7-9
1993-94	Oxford, Miss.	L	59-80	7-10
1994-95	Nashville	W	91-54	8-10
	Chattanooga, Tenn.	*W	64-57	9-10
1995-96	Oxford, Miss.	L	53-72	9-11
1996-97	Nashville	W	74-47	10-11
1997-98	Oxford, Miss.	W	66-56	11-11
	Columbus, Ga. *	W	76-64	12-11
1998-99	Nashville	W	77-58	13-11
1999-00	Oxford, Miss.	W	60-38	14-11
	Nashville	W	59-51	15-11
2000-01	Nashville	W	79-64	16-11
	Oxford, Miss.	W	72-58	17-11
2001-02	Nashville	W	62-42	18-11
2002-03	Oxford, Miss.	W	67-60	19-11
2003-04	Nashville	W	90-65	20-11
2004-05	Oxford, Miss.	L	60-66	20-12
2005-06	Nashville	W	68-58	21-12
2006-07	Oxford, Miss.	L	66-76	21-13
2007-08	Nashville	W	83-50	22-13
2008-09	Oxford, Miss.	L	69-71	22-14
2009-10	Nashville	W	86-72	23-14
	Oxford, Miss.	W	68-59	24-14
2010-11	Oxford, Miss.	L	67-72	24-15
	Nashville	W	71-42	25-15

^ Lady Rebel Classic; * SEC Tournament

Mississippi State (32-14) H: 17-2, A: 10-10, N: 5-2				
Date	Site	W/L	Score	Series
1977-78	Nashville	W	81-66	1-0
	Starkville, Miss.	L	60-85	1-1
1978-79	Starkville, Miss. ^	L	61-72	1-2
	Starkville, Miss.	L	55-64	1-3
	Nashville	W	66-57	2-3
1979-80	Starkville, Miss.	L	65-79	2-4
1980-81	Baton Rouge, La. *	L	76-84	2-5
	Nashville	L	77-83	2-6
1981-82	Lexington, Ky. *	W	87-67	3-6
1982-83	Knoxville, Tenn. *	L	51-53	3-7
1983-84	Starkville, Miss.	W	89-72	4-7
	Athens, Ga. *	W	72-47	5-7
1984-85	Nashville	W	86-54	6-7
1985-86	Starkville, Miss.	W	69-41	7-7
	Athens, Ga. *	W	83-69	8-7
1986-87	Nashville	W	71-61	9-7
1987-77	Starkville, Miss.	W	80-70	10-7
1988-89	Nashville	W	75-53	11-7
1989-90	Starkville, Miss.	W	74-64	12-7
1990-91	Nashville	W	71-57	13-7
1991-92	Starkville, Miss.	W	85-52	14-7
1992-93	Nashville	W	108-44	15-7
1993-94	Starkville, Miss.	W	88-77	16-7
1994-95	Nashville	W	107-60	17-7
1995-96	Starkville, Miss.	L	64-67	17-8
1996-97	Nashville	W	99-60	18-8
	Chattanooga, Tenn. *	W	70-42	19-8
1997-98	Nashville	W	78-47	20-8
	Starkville, Miss.	W	73-66	21-8
1998-99	Starkville, Miss.	L	66-71	21-9
	Nashville	W	63-43	22-9

1999-00	Nashville	W	77-62	23-9
2000-01	Starkville, Miss.	L	62-71	23-10
2001-02	Nashville	W	72-54	24-10
2002-03	Starkville, Miss.	L	75-78	24-11
2003-04	Nashville	W	87-64	25-11
2004-05	Starkville, Miss.	W-2ot	106-98	26-11
2005-06	Nashville	W	87-48	27-11
2006-07	Starkville, Miss.	W	84-64	28-11
2007-08	Nashville	W	72-50	29-11
2008-09	Starkville, Miss.	L	61-66	29-12
2009-10	Starkville, Miss.	L	76-90	29-13
	Nashville	L	56-65	29-14
2010-11	Nashville	W	65-44	30-14
	Starkville, Miss.	W	74-62	31-14
	Nashville *	W	69-55	32-14

Mississippi Valley (2-0)

H: 1-0, A: 1-0, N: 0-0				
Date	Site	W/L	Score	Series
1985-86	Itta Bena, Miss.	W	77-63	1-0
1986-87	Nashville	W	101-70	2-0

Missouri-Kansas City (1-0)

H: 1-0, A: 0-0, N: 0-0				
Date	Site	W/L	Score	Series
1987-88	Nashville	W	98-90	1-0

Montana (3-0)

H: 0-0, A: 1-0, N: 2-0				
Date	Site	W/L	Score	Series
1994-95	Missoula, Mont. ^	W	69-65	1-0
2004-05	Seattle, Wash. #	W	67-44	2-0
2007-08	Albuquerque #	W	75-47	3-0

#NCAA First Round

Montevallo (1-0)

H: 1-0, A: 0-0, N: 0-0				
Date	Site	W/L	Score	Series
1988-89	Nashville	W	94-60	1-0

Morehead State (2-0)

H: 1-0, A: 1-0, N: 0-0				
Date	Site	W/L	Score	Series
1982-83	Morehead, Ky. ^	W	69-68	1-0
1989-90	Nashville	W	92-46	2-0

^ Lady Eagle Classic - Morehead, host

Motlow (1-1)

H: 1-0, A: 0-1, N: 0-0				
Date	Site	W/L	Score	Series
1977-78	Nashville	W	70-61	1-0
	Tullahoma, Tenn.	L	70-88	1-1

Murray State (4-3)

H: 3-1, A: 0-1, N: 1-1				
Date	Site	W/L	Score	Series
1977-78	Nashville	L-ot	78-80	0-1
1978-79	Murray, Ky.	L	66-81	0-2
	Nashville	W	76-73	1-2
1979-80	Martin, Tenn. ^	W	82-63	2-2
1980-81	Martin, Tenn. ^	L	77-78	2-3
1997-98	Nashville !	W	83-38	3-3
2000-01	Nashville #	W	99-52	4-3

^ UT-Martin Christmas Classic

New Mexico State (1-0)

H: 0-0, A: 0-0, N: 1-0				
Date	Site	W/L	Score	Series
1986-87	Honolulu, Hawaii ^	W	90-77	1-0

^ Rainbow Wahine Classic - Hawaii, host

New Orleans (2-0)

H: 1-0, A: 1-0, N: 0-0				
Date	Site	W/L	Score	Series
2003-04	Nashville	W	75-56	1-0
2004-05	New Orleans, La.	W	91-37	2-0

Nicholls State (1-0)

H: 1-0, A: 0-0, N: 0-0				
Date	Site	W/L	Score	Series
1994-95	Nashville	W	100-40	1-0

North Alabama (3-0)

H: 1-0, A: 1-0, N: 1-0				
Date	Site	W/L	Score	Series
1982-83	Tullahoma, Tenn.	W	78-60	1-0
1985-86	Florence, Ala.	W	69-60	2-0
1986-87	Nashville	W	110-60	3-0

North Carolina (2-3)

H: 0-1, A: 0-0, N: 2-2				
Date	Site	W/L	Score	Series
1980-81	Oxford, Miss. ^	W	81-80	1-0
1993-94	Piscataway, NJ !	L	69-73	1-1
2001-02	Ames, Iowa !	W	70-61	2-1
2005-06	Myrtle Beach, S.C.	L	67-87	2-2
	Nashville ⁹	L	70-89	2-3

^ Ole Miss Classic, Ole Miss-host

! NCAA Regional Semifinals

\$ NCAA Second Round

North Carolina-Asheville (1-0)

H: 1-0, A: 0-0, N: 0-0				
Date	Site	W/L	Score	Series
2000-01	Nashville	W	107-51	1-0

North Carolina-Charlotte (1-0)

H: 1-0, A: 0-0, N: 0-0				
Date	Site	W/L	Score	Series
2002-03	Nashville	W	66-43	1-0

North Carolina State (2-1)

H: 1-1, A: 0-0, N: 1-0				
Date	Site	W/L	Score	Series
1995-96	Charlotte, N.C.	W	93-61	1-0
2004-05	Nashville	L	64-65	1-1
2005-06	Raleigh, N.C.	L	67-76	1-2
2009-10	Nashville#	W	77-71	2-2

Vanderbilt Thanksgiving Tournament

North Texas (1-0)

H: 1-0, A: 0-0, N: 0-0				
Date	Site	W/L	Score	Series
1997-98	Nashville	W	91-51	1-0

Northern Arizona (1-0)

H: 1-0, A: 0-0, N: 0-0				
Date	Site	W/L	Score	Series
2005-06	Nashville	W	57-41	1-0

Northern Illinois (4-0)

H: 2-0, A: 1-0, N: 1-0				
Date	Site	W/L	Score	Series
1984-85	Norfolk, Va. ^	W	94-68	1-0
1989-90	Nashville	W	87-73	2-0
1990-91	DeKalb, Ill.	W	79-65	3-0
1994-95	Nashville !	W	90-44	4-0

^ Old Dominion Classic, I NCAA First Round

Northwestern (2-2)

H: 1-1, A: 0-1, N: 1-0				
Date	Site	W/L	Score	Series
1981-82	Cambridge, Mass. ^	W	81-70	1-0
1989-90	Evanston, Ill.	L	64-81	1-1
1990-91	Nashville	L	86-91	1-2
1996-97	Nashville	W	73-54	2-2

^ Harvard Tournament, Harvard-host

Notre Dame (1-4)

H: 1-1, A: 0-2, N: 0-1				
Date	Site	W/L	Score	Series
1988-89	Nashville	W	86-64	1-0
1989-90	South Bend, Ind.	L	63-77	1-1
2000-01	Denver, Colo. ^	L	64-72	1-2
2008-09	Nashville	L	57-59	1-3
2009-10	South Bend, Ind.	L	69-74	1-4

^ NCAA Midwest Regional Final



SERIES RESULTS

Oakland (2-0)

H: 2-0, A: 0-0, N: 0-0

Date	Site	W/L	Score	Series
1981-82	Nashville	W	78-72	1-0
2001-02	Nashville#	W	63-38	2-0

#First Tennessee Tournament, Vanderbilt-host

Ohio State (1-1)

H: 1-0, A: 0-1, N: 0-0

Date	Site	W/L	Score	Series
1992-93	Nashville	W	70-67	1-0
1993-94	Columbus, Ohio	L	80-82	1-1

Oklahoma (0-1)

H: 0-0, A: 0-1, N: 0-0

Date	Site	W/L	Score	Series
1985-86	Norman, Okla. !	L	67-86	0-1

! NCAA Second Round

Oklahoma State (1-1)

H: 1-0, A: 0-1, N: 0-0

Date	Site	W/L	Score	Series
1996-97	Nashville	W	61-55	1-0
1998-99	Stillwater, Okla.	L	54-67	1-1

Old Dominion (1-4)

H: 0-1, A: 1-2, N: 0-1

Date	Site	W/L	Score	Series
1984-85	Norfolk, Va.	L	72-96	0-1
1988-89	Norfolk, Va.	L	76-85	0-2
1996-97	Richmond, Va. !	L	59-70	0-3
2005-06	Norfolk, Va.	W	82-77	1-3
2007-08	Nashville	L	65-80	1-4

! Central Fidelity Classic, Richmond-host

Oral Roberts (1-0)

H: 1-0, A: 0-0, N: 0-0

Date	Site	W/L	Score	Series
1992-93	Nashville	W	124-58	1-0

Oregon (2-0)

H: 1-0, A: 1-0, N: 0-0

Date	Site	W/L	Score	Series
1992-93	Nashville ^	W	72-68	1-0
1994-95	Eugene, Ore.	W	82-54	2-0

^ O'Charley's Classic, Vanderbilt-host

Oregon State (3-0)

H: 1-0, A: 1-0, N: 1-0

Date	Site	W/L	Score	Series
1989-90	Honolulu, Hawaii ^	W	63-50	1-0
1994-95	Corvallis, Ore.	W	78-57	2-0
2001-02	Nashville+	W	81-55	3-0

^ Rainbow Wahine Classic - Hawaii, host
+Preseason WNIT Tournament

Penn State (2-4)

H: 1-2, A: 1-2, N: 0-0

Date	Site	W/L	Score	Series
1991-92	Nashville	L	60-72	0-1
1992-93	State College, Penn.	W	66-57	1-1
1993-94	Nashville	L	51-66	1-2
1994-95	State College, Penn.	L	65-86	1-3
2000-01	State College, Penn.	L	76-77	1-4
2001-02	Nashville	W	77-62	2-4

Pepperdine (1-0)

H: 0-0, A: 1-0, N: 0-0

Date	Site	W/L	Score	Series
2004-05	Malibu, Calif. !	W	78-46	1-0

Pittsburgh (1-0)

H: 1-0, A: 0-0, N: 0-0

Date	Site	W/L	Score	Series
1993-94	Nashville ^	W	82-64	1-0

^ MCI/First American Classic, Vanderbilt-host

Portland State (1-0)

H: 0-0, A: 1-0, N: 0-0

Date	Site	W/L	Score	Series
2000-01	Portland, Ore.	W	97-56	1-0

Princeton (4-0)

H: 2-0, A: 1-0, N: 1-0

Date	Site	W/L	Score	Series
1999-00	Honolulu, Hi. ^	W	85-30	1-0
2006-07	Nashville	W	89-74	2-0
2007-08	Princeton, N.J.	W	81-48	3-0
2010-11	Nashville%	W	74-68	4-0

^ Ala Moana Classic, Hawaii, host

% Thanksgiving Tournament, Vanderbilt-host

Providence (1-0)

H: 0-0, A: 1-0, N: 0-0

Date	Site	W/L	Score	Series
1985-86	Providence, RI ^	W	98-82	1-0

^ Providence College Invitational, Providence-host

Purdue (4-3)

H: 2-0, A: 2-1, N: 0-2

Date	Site	W/L	Score	Series
1990-91	West Lafayette, Ind. !W	W	69-63	1-0
1993-94	Nashville ^	W	96-91	2-0
1994-95	West Lafayette, Ind. W	W	72-52	3-0
	Los Angeles, Calif. !!	L	66-67	3-1
1995-96	Nashville	W-ot	80-77	4-1
1999-00	West Lafayette, Ind. L	L	51-63	4-2
2002-03	Tempe, Ariz. +	L	66-73	4-3

! NCAA Second round

^ First American/MCI Classic, Vanderbilt-host

!! NCAA Regional Semifinals

+ Hoops for the Cure Classic II

Quinnipiac (2-0)

H: 1-0, A: 0-1, N: 0-0

Date	Site	W/L	Score	Series
2009-10	Hamden, Conn.	W	75-74	1-0
2010-11	Nashville^	W	111-53	2-0

^ Thanksgiving Tournament, Vanderbilt-host

Radford (1-0)

H: 1-0, A: 0-0, N: 0-0

Date	Site	W/L	Score	Series
2008-09	Nashville	W	78-41	1-0

Rhode Island (2-0)

H: 1-0, A: 0-0, N: 1-0

Date	Site	W/L	Score	Series
2003-04	Miami, Fla.*	W	74-61	1-0
2004-05	Nashville!	W	108-53	2-0

*Gatorade Holiday Classic, Miami, Fla.-host

! Vanderbilt Thanksgiving Tournament

Rice (1-0)

H: 0-0, A: 0-0, N: 1-0

Date	Site	W/L	Score	Series
1981-82	Cambridge, Mass. ^	W	91-54	1-0

^ Harvard Invitational, Harvard-host

Richmond (1-0)

H: 0-0, A: 1-0, N: 0-0

Date	Site	W/L	Score	Series
1996-97	Richmond, Va. ^	W	88-67	1-0

^ Central Fidelity Invitational, Richmond-host

Rutgers (2-0)

H: 2-0, A: 0-0, N: 0-0

Date	Site	W/L	Score	Series
1989-90	Nashville !	W	78-75	1-0
1995-96	Nashville	W	79-53	2-0

! NCAA First Round

St. Francis (Pa.) (1-0)

H: 1-0, A: 0-0, N: 0-0

Date	Site	W/L	Score	Series
2004-05	Nashville	W	102-47	1-0

St. Joseph's (1-1)

H: 0-0, A: 1-1, N: 0-0

Date	Site	W/L	Score	Series
1988-89	Philadelphia, Pa. ^	L	68-82	0-1
2009-10	Philadelphia, Pa.	W	59-46	1-1

^ NCAA First round

Saint Louis (2-0)

H: 1-0, A: 1-0, N: 0-0

Date	Site	W/L	Score	Series
2003-04	St. Louis, Mo.	W	71-56	1-0
2004-05	Nashville	W	94-51	2-0

St. Mary's, Calif. (1-0)

H: 0-0, A: 0-0, N: 1-0

Date	Site	W/L	Score	Series
2007-08	Berkeley, Calif. ^	W	90-69	1-0

^ Contra Costa Times Classic

St. Peter's (1-0)

H: 1-0, A: 0-0, N: 0-0

Date	Site	W/L	Score	Series
1986-87	Nashville	W	87-61	1-0

Samford (2-0)

H: 2-0, A: 0-0, N: 0-0

Date	Site	W/L	Score	Series
2003-04	Nashville	W	67-50	1-0
2010-11	Nashville	W	70-60	2-0

San Francisco (1-0)

H: 1-0, A: 0-0, N: 0-0

Date	Site	W/L	Score	Series
1998-99	Nashville ^	W	96-62	1-0

^ First American Classic, Vanderbilt-host

Savannah State (1-0)

H: 1-0, A: 0-0, N: 0-0

Date	Site	W/L	Score	Series
2003-04	Nashville	W	91-40	1-0
2004-05	Savannah, Ga.	W	61-28	2-0

Sewanee (Univ. of the South) (2-0)

H: 1-0, A: 1-0, N: 0-0

Date	Site	W/L	Score	Series
1977-78	Sewanee, Tenn.	W	86-21	1-0
	Nashville	W	90-41	2-0

Siena (1-0)

H: 1-0, A: 0-0, N: 0-0

Date	Site	W/L	Score	Series
2004-05	Nashville!	W	76-47	1-0

! Vanderbilt Thanksgiving Tournament

South Alabama (2-1)

H: 1-0, A: 0-1, N: 1-0

Date	Site	W/L	Score	Series
1985-86	Nashville	W	95-79	1-0
1987-88	Mobile, Ala.	L	71-73	1-1
2003-04	Burlington, Vt.*	Wot	64-62	2-1

*Banknorth Classic, Burlington, Vt., Vermont-host

South Carolina (20-6)

H: 11-2, A: 7-4, N: 2-0

Date	Site	W/L	Score	Series
1990-91	Nashville !	W	73-64	1-0
1991-92	Columbia, S.C.	L	65-72	1-1
	Albany, Ga. *	W	58-47	2-1
1992-93	Nashville	W	58-48	3-1
1993-94	Columbia, S.C.	W	71-56	4-1
1994-95	Nashville	W	98-58	5-1
1995-96	Columbia, S.C.	W	80-69	6-1
1996-97	Nashville	W	70-33	7-1
1997-98	Columbia, S.C.	L	66-70	7-2
	Nashville	W	66-53	8-2
1998-99	Nashville	W	81-54	9-2
	Columbia, S.C.	W	76-63	10-2
1999-00	Columbia, S.C.	L	48-52	10-3



SERIES RESULTS

2000-01	Chattanooga, Tenn.*	W	80-58	11-3
2001-02	Nashville	W	85-56	12-3
2002-03	Columbia, S.C.	L	52-71	12-4
2003-04	Nashville	L	57-66	12-5
2004-05	Columbia, S.C.	W	62-41	13-5
2005-06	Nashville	W	88-43	14-5
2006-07	Columbia, S.C.	W	67-59	15-5
2007-08	Nashville	W	88-71	16-5
2008-09	Columbia, S.C.	W	67-66	17-5
2009-10	Nashville	W	83-65	18-5
2010-11	Nashville	W	78-48	19-5
2011-12	Columbia, S.C.	W	66-56	20-5
2012-13	Nashville	L	70-73	20-6
2013-14	Columbia, S.C.	W	74-60 (OT)	21-6

*! NCAA First Round; *SEC Tournament*

South Florida (3-0)

H: 1-0, A: 1-0, N: 1-0

Date	Site	W/L	Score	Series
1983-84	Tampa, Fla.	W	77-58	1-0
2006-07	Tampa, Fla. ^	W	76-68	2-0
2007-08	Nashville	W	75-48	3-0

^ St. Pete Times Forum

Southern University (1-1)

H: 1-0, A: 0-1, N: 0-0

Date	Site	W/L	Score	Series
1985-86	Baton Rouge, La.	L	68-70	0-1
1986-87	Nashville	W	114-45	1-1

Southern Illinois (10-1)

H: 4-1, A: 5-0, N: 1-0

Date	Site	W/L	Score	Series
1980-81	Martin, Tenn. ^	W-ot	85-83	1-0
1982-83	Nashville	L	69-72	1-1
1983-84	Carbondale, Ill.	W	80-75	2-1
1992-93	Nashville	W	85-55	3-1
1993-94	Carbondale, Ill.	W	91-57	4-1
1994-95	Nashville	W	94-54	5-1
1995-96	Carbondale, Ill.	W	76-43	6-1
1996-97	Nashville	W	77-47	7-1
1997-98	Carbondale, Ill.	W	65-53	8-1
2009-10	Carbondale, Ill.	W	90-64	9-1
2010-11	Nashville	W	81-68	10-1

^ Christmas Classic - UT-Martin, host

Southwest Missouri (3-0)

H: 2-0, A: 1-0, N: 0-0

Date	Site	W/L	Score	Series
1985-86	Nashville	W	102-53	1-0
1992-93	Nashville	W	72-59	2-0
1994-95	Springfield, Mo.	W	72-37	3-0

Stanford (0-1)

H: 0-0, A: 0-0, N: 0-1

Date	Site	W/L	Score	Series
2003-04	Norman, Okla.*	L	55-57	0-1

** NCAA Sweet Sixteen, Oklahoma-host*

Stephen F. Austin (1-0)

H: 0-0, A: 1-0, N: 0-0

Date	Site	W/L	Score	Series
1992-93	Nacogdoches, Texas !	W	59-56	1-0

! NCAA Regional Semifinals

Syracuse (3-0)

H: 1-0, A: 1-0, N: 1-0

Date	Site	W/L	Score	Series
1983-84	Hanover, NH ^	W-ot	89-82	1-0
2002-03	Syracuse, NY	W	73-65	2-0
2003-04	Nashville	W	61-52	3-0

^ Dartmouth Classic, Dartmouth-host

Temple (2-0)

H: 1-0, A: 1-0, N: 0-0

Date	Site	W/L	Score	Series
2000-01	Nashville	W	70-51	1-0
2001-02	Philadelphia, Penn.	W	84-74	2-0

Tennessee (7-57)

H: 5-22, A: 0-26, N: 2-9

Date	Site	W/L	Score	Series
1979-80	Nashville	L	53-77	0-1
1981-82	Knoxville	L	77-99	0-2
	Nashville	L	63-80	0-3
	Lexington, Ky. *	L	75-80	0-4
1982-83	Knoxville	L	70-98	0-5
	Nashville	L	79-94	0-6
1983-84	Nashville	L	73-82	0-7
	Knoxville	L	72-74	0-8
1984-85	Knoxville	L	71-82	0-9
	Nashville	W	84-77	1-9
1985-86	Knoxville	L	81-94	1-10
1986-87	Nashville	W	77-76	2-10
1987-88	Knoxville	L	67-104	2-11
1988-89	Nashville	L	60-80	2-12
1989-90	Knoxville	L	77-78	2-13
1990-91	Nashville	W	80-66	3-13
	Albany, Ga. *	L	60-62	3-14
1991-92	Knoxville	L	53-70	3-15
1992-93	Nashville	L	68-73	3-16
1993-94	Nashville	L	82-84	3-17
	Knoxville	L	57-79	3-18
	Chattanooga*	L	57-82	3-19
1994-95	Nashville	L	70-72	3-20
	Knoxville	L	55-75	3-21
	Chattanooga*	W	67-61	4-21
1995-96	Knoxville	L	82-85	4-22
	Nashville	L	71-79	4-23
1996-97	Nashville	L-ot	79-92	4-24
	Knoxville	L	59-64	4-25
1997-98	Knoxville	L	54-86	4-26
	Nashville	L	60-91	4-27
1998-99	Columbus, Ga. *	L	45-106	4-28
	Nashville	L	60-66	4-29
	Knoxville	L	53-89	4-30
1999-00	Knoxville	L	52-78	4-31
	Nashville	L	57-59	4-32
	Chattanooga *	L	53-61	4-33
2000-01	Nashville	L	64-70	4-34
	Knoxville	L	66-70	4-35
	Memphis *	W	77-74	5-35
2001-02	Nashville	W	76-59	6-35
	Knoxville	L	68-75	6-36
	Ames, Iowa^	L	63-68	6-37
2002-03	Nashville	L	67-81	6-38
	Knoxville	L	71-91	6-39
2003-04	Knoxville	L	54-79	6-40
	Nashville	L	88-94	6-41
2004-05	Nashville	L	65-79	6-42
	Knoxville	L	63-72	6-43
	Greenville, S.C.*	L	73-76	6-44
2005-06	Nashville	L	68-80	6-45
	Knoxville	L	67-70	6-46
2006-07	Nashville	L	57-67	6-47
	Knoxville	L	53-73	6-48
2007-08	Knoxville	L	63-79	6-49
	Nashville	L	68-81	6-50
	Nashville*	L	48-63	6-51
2008-09	Nashville	W	74-58	7-51
	Knoxville	L	66-75	7-52
2009-10	Knoxville	L	57-64	7-53
	Nashville	L	60-69	7-54
	Duluth, Ga.*	L	49-68	7-55
2010-11	Knoxville	L	56-68	7-56
	Nashville	L	57-65	7-57

** SEC Tournament ^ NCAA Midwest Regional Final*

Tennessee-Martin (9-1)

H: 6-0, A: 3-1, N: 0-0

Date	Site	W/L	Score	Series
1979-80	Nashville	W	74-55	1-0
1980-81	Martin	L	68-71	1-1
1981-82	Nashville	W	88-64	2-1
1982-83	Martin	W	76-66	3-1
	Nashville	W	86-79	4-1
1983-84	Nashville	W	95-63	5-1
	Martin	W	84-62	6-1

2002-03	Martin	W	101-77	7-1
2008-09	Nashville	W	86-29	8-1
2010-11	Nashville	W	72-60	9-1

Tennessee State (14-2)

H: 9-0, A: 4-2, N: 1-0

Date	Site	W/L	Score	Series
1977-78	Vanderbilt	W	73-60	1-0
	TSU	L	71-73	1-1
1979-80	TSU	L	56-58	1-2
	Vanderbilt	W	75-70	2-2
1981-82	Chattanooga ^	W	80-71	3-2
1984-85	Vanderbilt	W	91-47	4-2
1985-86	TSU	W	89-86	5-2
1986-87	Vanderbilt	W	96-37	6-2
1987-88	TSU	W	82-45	7-2
1988-89	Vanderbilt	W	92-33	8-2
1989-90	TSU	W	87-70	9-2
1990-91	Vanderbilt	W	98-63	10-2
1991-92	TSU	W	79-42	11-2
1994-95	Vanderbilt#	W	84-40	12-2
2008-09	Vanderbilt	W	98-82	13-2
2009-10	Vanderbilt	W	84-47	14-2

^ UT-C Tournament; # First American/MCI Classic

Tennessee Tech (6-10)

H: 5-2, A: 1-6, N: 0-2

Date	Site	W/L	Score	Series
1978-79	Nashville	L	68-73	0-1
	Cookeville, Tenn.	L	65-81	0-2
	Knoxville, Tenn. +	L	49-70	0-3
1979-80	Cookeville, Tenn.	L	67-85	0-4
1980-81	Nashville	L	69-77	0-5
	Memphis, Tenn. +	L	77-92	0-6
1982-83	Cookeville, Tenn.	L	73-82	0-7
1983-84	Nashville	W	111-80	1-7
1984-85	Cookeville, Tenn.	L	74-79	1-8
1985-86	Nashville	W	82-72	2-8
1986-87	Cookeville, Tenn.	L	79-81	2-9
1987-88	Nashville	W	72-59	3-9
1988-89	Cookeville, Tenn.	W	79-64	4-9
1989-90	Nashville	W	62-50	5-9
1990-91	Cookeville, Tenn.	L	66-73	5-10
1991-92	Nashville	W	87-59	6-10

+ AIAW Tournament

Texas (4-1)

H: 2-0, A: 2-1, N: 0-0

Date	Site	W/L	Score	Series
1984-85	Austin, Texas ^	L	71-95	0-1
1992-93	Austin, Texas	W	78-73	1-1
1993-94	Nashville	W	93-71	2-1
1995-96	Austin, Texas	W	61-57	3-1
1996-97	Nashville !	W	67-65	4-1

^ Texas Classic; ! MCI/First American Classic

Texas A&M (2-0)

H: 1-0, A: 1-0, N: 0-0

Date	Site	W/L	Score	Series
1995-96	Nashville	W	97-78	1-0
1997-98	College Station, Texas	W	78-59	2-0

Texas A&M-Corpus Christi (3-0)

H: 2-0, A: 1-0, N: 0-0

Date	Site	W/L	Score	Series
2005-06	Corpus Christi, Texas	W	65-51	1-0
2006-07	Nashville	W	102-75	2-0
2008-09	Nashville	W	85-51	3-0

Texas-Arlington (1-0)

H: 1-0, A: 0-0, N: 0-0

Date	Site	W/L	Score	Series
1991-92	Nashville	W	104-62	1-0

TCU (0-1)

H: 0-0, A: 0-1, N: 0-0

Date	Site	W/L	Score	Series
2002-03	Fort Worth, Texas	L	53-70	0-1



SERIES RESULTS

Texas Southern (1-0) H: 1-0, A: 0-0, N: 0-0				
Date	Site	W/L	Score	Series
1993-94	Nashville	W	103-44	1-0

Texas Tech (0-5) H: 0-1, A: 0-2, N: 0-2				
Date	Site	W/L	Score	Series
1985-86	Nashville	L	69-74	0-1
1992-93	Atlanta, Ga. ^	L	46-60	0-2
1993-94	Jackson, Tenn. #	L	67-74	0-3
1994-95	Lubbock, Texas +	L-ot	81-86	0-4
2001-02	Lubbock, Texas	L	71-81	0-5

^ NCAA Final Four Semifinals ; # State Farm Hall of Fame Classic; + Preseason Women's NIT

Toledo (1-0) H: 1-0, A: 0-0, N: 0-0				
Date	Site	W/L	Score	Series
1999-00	Nashville	W	63-44	1-0

Towson State (2-0) H: 1-0, A: 1-0, N: 0-0				
Date	Site	W/L	Score	Series
1994-95	Nashville	W	105-46	1-0
1996-97	Towson, Mary.	W	77-45	2-0

Transylvania (1-0) H: 1-0, A: 0-0, N: 0-0				
Date	Site	W/L	Score	Series
1989-90	Nashville	W	87-45	1-0

Troy (2-0) H: 1-0, A: 1-0, N: 0-0				
Date	Site	W/L	Score	Series
1985-86	Troy, Ala.	W	82-51	1-0
2004-05	Nashville	W	78-50	2-0

Union (2-0) H: 2-0, A: 0-0, N: 0-0				
Date	Site	W/L	Score	Series
1981-82	Nashville	W	89-74	1-0
1982-83	Nashville	W	90-73	2-0

Utah (2-1) H: 1-0, A: 0-1, N: 1-0				
Date	Site	W/L	Score	Series
1983-84	Amarillo, Texas ^	W	84-58	1-0
1986-87	Nashville	W	65-64	2-0
1990-91	Salt Lake City, Utah #L78-86			2-1

^ NIT; # Lady Ute Classic

Vermont (3-0) H: 1-0, A: 2-0, N: 0-0				
Date	Site	W/L	Score	Series
2000-01	Nashville	W	84-66	1-0
2001-02	Burlington, Vt.	W	75-54	2-0
2003-04	Burlington, Vt.*	W	65-54	3-0

*Banknorth Classic, Vermont-host

Villanova (1-0) H: 1-0, A: 0-0, N: 0-0				
Date	Site	W/L	Score	Series
1997-98	Nashville!	W	74-42	1-0

Virginia (2-3) H: 1-0, A: 0-2, N: 1-1				
Date	Site	W/L	Score	Series
1989-90	Honolulu, Hawaii ^	L	74-76	0-1
1991-92	Charlottesville, Va. !	L	58-70	0-2
1992-93	Hilton Head, S.C. +	W	66-62	1-2
1995-96	Nashville	W	72-65	2-2
1996-97	Charlottesville, Va.	L	49-65	2-3

^ Rainbow Wahine Classic ! NCAA Regional Finals + Hilton Head Shootout ^ Rainbow Wahine Classic

Virginia Commonwealth (1-0) H: 0-0, A: 0-0, N: 1-0				
Date	Site	W/L	Score	Series
1989-90	Huntington, WV ^	W	75-73	1-0

^ Marshall Classic, Marshall-host

Virginia Tech (2-1) H: 1-0, A: 0-1, N: 1-0				
Date	Site	W/L	Score	Series
1991-92	Boulder, Colo. ^	W	78-63	1-0
2008-09	Nashville	W	72-43	2-0
2010-11	Blacksburg, Va. %	L	68-74	2-1

^ Coors Classic, Colorado-host % Hilton Garden Classic; Virginia Tech, host

Volunteer State (4-0) H: 2-0, A: 2-0, N: 0-0				
Date	Site	W/L	Score	Series
1977-78	Gallatin, Tenn.	W	84-74	1-0
	Nashville	W	94-69	2-0
1978-79	Gallatin, Tenn.	W	60-58	3-0
	Nashville	W	65-63	4-0

Wagner (1-0) H: 1-0, A: 0-0, N: 0-0				
Date	Site	W/L	Score	Series
2001-02	Nashville	W	75-40	1-0

Washington (1-1) H: 0-0, A: 0-1, N: 1-0				
Date	Site	W/L	Score	Series
1996-97	Lawrence, Kansas #	W	74-62	1-0
1997-98	Seattle, Wash.	L	71-82	1-1

NCAA First Round

Weber State (1-0) H: 1-0, A: 0-0, N: 0-0				
Date	Site	W/L	Score	Series
2003-04	Nashville	W	73-47	1-0

Western Carolina (1-0) H: 0-0, A: 0-0, N: 1-0				
Date	Site	W/L	Score	Series
2008-09	Albuquerque, N.M.#	W	73-44	1-0

NCAA First Round

Western Kentucky (20-12) H: 12-3, A: 5-9, N: 3-0				
Date	Site	W/L	Score	Series
1977-78	Nashville	W	63-62	1-0
	Bowling Green, Ky.	L	76-86	1-1
	Bowling Green, Ky.	L	52-62	1-2
1978-79	Martin, Tenn. ^	W	71-57	2-2
1979-80	Nashville	W	57-49	3-2
1980-81	Bowling Green, Ky.	L	47-87	3-3
1981-82	Nashville	W	101-91	4-3
1982-83	Nashville	L	79-80	4-4
	Bowling Green, Ky.	L	60-78	4-5
1983-84	Nashville	W	76-68	5-5
	Amarillo, Texas +	W	79-68	6-5
1984-85	Bowling Green, Ky.	L	68-85	6-6
1986-87	Nashville	W	81-66	7-6
	Honolulu, Hawaii #	W	78-75	8-6
1987-88	Bowling Green, Ky.	L	64-89	8-7
1988-89	Nashville	W	100-89	9-7
1989-90	Bowling Green, Ky.	L	73-75	9-8
1990-91	Nashville	L	78-80	9-9
1991-92	Bowling Green, Ky.	L	63-71	9-10
1992-93	Nashville	W	62-59	10-10
1993-94	Bowling Green, Ky.	W	71-58	11-10
1998-99	Nashville	Lot	86-90	11-11
1999-00	Bowling Green, Ky.	W	73-57	12-11
2000-01	Nashville	W	89-58	13-11
2001-02	Bowling Green, Ky.	W	102-83	14-11
2004-05	Bowling Green, Ky.	L	77-85	14-12
2005-06	Nashville	W	72-57	15-12

2006-07	Bowling Green, Ky.	W	86-78	16-12
2007-08	Nashville	W	75-54	17-12
2008-09	Bowling Green, Ky.	W	90-72	18-12
2009-10	Nashville	Wot	79-73	19-12
2010-11	Nashville	W	74-48	20-12

^ Christmas Classic, UT-Martin-host

+ National Invitational Tournament

Rainbow Wahine Classic - Hawaii, host

Western Michigan (1-0) H: 1-0, A: 0-0, N: 0-0				
Date	Site	W/L	Score	Series
1998-99	Nashville	W	85-67	1-0

West Virginia (2-0) H: 1-0, A: 0-0, N: 0-0				
Date	Site	W/L	Score	Series
1987-88	Nashville	W	92-75	1-0
2007-08	Albuquerque !	W	64-46	2-0

! NCAA Second Round

William & Mary (1-0) H: 1-0, A: 0-0, N: 0-0				
Date	Site	W/L	Score	Series
2005-06	Nashville	W	70-57	1-0

Wingate (1-0) H: 1-0, A: 0-0, N: 0-0				
Date	Site	W/L	Score	Series
1995-96	Nashville ^	W	111-40	1-0

^ MCI/First American Classic, Vanderbilt-host

Winthrop (1-0) H: 1-0, A: 0-0, N: 0-0				
Date	Site	W/L	Score	Series
1995-96	Nashville	W	90-39	1-0

Wisconsin (1-0) H: 1-0, A: 0-0, N: 0-0				
Date	Site	W/L	Score	Series
1995-96	Nashville !	W	96-82	1-0

! NCAA Second Round

Wisconsin-Milwaukee (2-0) H: 1-0, A: 1-0, N: 0-0				
Date	Site	W/L	Score	Series
2001-02	Milwaukee, Wis.	W	75-40	1-0
2002-03	Nashville	W	98-51	2-0

Wright State (2-0) H: 0-0, A: 1-0, N: 1-0				
Date	Site	W/L	Score	Series
1989-90	Huntington, WV ^	W	88-49	1-0
2009-10	Dayton, Ohio	W	63-46	2-0

^ Marshall Classic, Marshall-host

Xavier (2-2) H: 1-0, A: 0-2, N: 1-0				
Date	Site	W/L	Score	Series
1985-86	Providence, RI ^	W	100-55	1-0
2000-01	Cincinnati, Ohio	L	60-64	1-1
2001-02	Nashville	W	78-56	2-1
2009-10	Cincinnati, Ohio#	L	62-63	2-2

^ Providence College Invitational, Providence-host

NCAA Second Round, Xavier-host

Youngstown State (1-0) H: 1-0, A: 0-0, N: 0-0				
Date	Site	W/L	Score	Series
2002-03	Nashville ^	W	91-60	1-0

^ First Tennessee Classic, Vanderbilt-host



MEMORIAL GYM

MEMORIAL GYM

The Southeastern Conference's most historic home for college basketball, Memorial Gymnasium serves as the home court for the Vanderbilt Commodores. Dedicated in 1952 as a memorial to all Vanderbilt men and women who served in World War II, the arena was built as a combination gymnasium and concert hall by the late master architect Edwin Keeble.

Fifty-nine years later, the unique style of Memorial Gymnasium — with its benches situated on the baseline, a playing court that sits above portions of the crowd and deafening acoustics — continues to make the Commodores' home a dreaded stop for opponents. "Memorial Magic," with its capacity crowds, overflowing student section and lively pep band have assisted in numerous Commodore victories. In the stands, fans across Middle Tennessee have helped Memorial Gymnasium (capacity 14,316) rank among the NCAA's Top 30 attendance leaders on numerous occasions.

On the floor, Vanderbilt has a 396-92 record at home, winning 81.1 percent of its games. Vanderbilt has never had a losing season at home and under Head Coach Melanie Balcomb, Vanderbilt has won 83.0 percent (113-23) of its home games. The Commodores finished 12-3 at home last season and have not lost more than four games at home since finishing 9-5 during the 1998-99 season.

Before the 2008-09 season, Vanderbilt's locker rooms, the video room, the training room and media room were renovated and are now state-of-the-art. The floor was also replaced before the 08-09 season. During the 2009-10 season, the building received new championship banners.

In 2002, a \$25 million renovation of Memorial Gymnasium was completed, highlighted by yet another one-of-a-kind feature. Connected to the facility sits a new practice gym that includes a three cross-court playing floor, coaching offices, a donor room and a Hall of Champions. Other aspects of the renovation included upgrades of the seating areas, private suites, a new lighting and sound system and a new court design.

In all, Memorial Gym has been expanded three times. Constructed with a seating capacity of 6,583, the University saw its first need to increase seating in 1965 with the addition of two north-side balconies. Two years later, a pair of balancing balconies were erected on the south side of the gym and dubbed "The Balconies That Clyde Lee Built."

Capacity has fluctuated throughout the history of the building. It reached its highest number of 15,646 in 1969 when 4,000 seats were added in the east and west ends. When chairback seats in the end zones and suites on the north side were installed in the late 1990s capacity lowered to 14,168. Prior to last season, university officials removed portions of media press row on the south side in an effort to expand the student section by nearly 150 seats.

ATTENDANCE

Vanderbilt has ranked among the top attendance draws in women's basketball over the years. Here is a look at where the Commodores have ranked in home attendance dating back to the 1999-2000 season.

Season Attendance		Total	Average	Nat'l Rank
Year	Games			
1980-1981	10	2,525	253	
1981-1982	14	6,310	451	
1982-1983	11	6,950	632	
1983-1984	12	8,664	722	
1984-1985	10	4,450	445	
1985-1986	14	5,750	411	
1986-1987	17	12,248	721	
1987-1988	13	7,324	563	
1988-1989	11	14,265	1,297	
1989-1990	17	25,887	1,522	
1990-1991	14	20,205	1,443	
1991-1992	15	36,266	2,418	
1992-1993	14	67,871	4,848	
1993-1994	14	73,686	5,253	
1994-1995	17	69,788	4,105	
1995-1996	15	88,151	5,877	
1996-1997	14	67,967	4,854	
1997-1998	14	91,056	6,504	
1998-1999	14	65,046	4,646	
1999-2000	14	44,982	3,213	30th
2000-2001	18	50,650	2,814	36th
2001-2002	19	90,800	4,779	16th
2002-2003	13	57,709	4,439	21st
2003-2004	14	44,352	3,168	33rd
2004-2005	14	51,682	3,692	31st
2005-2006	16	65,693	4,106	23rd
2006-2007	16	72,215	4,513	23rd
2007-2008	17	91,279	5,369	17th
2008-2009	16	76,150	4,759	18th
2009-2010	16	69,521	4,345	21st
2010-2011	15	68,828	4,589	20th

Memorial Gym Women's Basketball Crowds

Attendance	Opponent	Date
15,317	Tennessee	1/30/93
15,311	Tennessee	2/7/99
15,187	Tennessee	2/25/96
14,848	Tennessee	2/16/98
14,316	Tennessee	2/17/08
14,168	Tennessee	2/16/02
13,227	Tennessee	12/31/94
13,127	Tennessee	1/19/06
12,645	Tennessee	1/31/94
12,417	Tennessee	1/19/97
12,131	Ohio State	1/6/93
12,009	Tennessee	1/25/07
11,401	Tennessee	2/2/03
11,386	Tennessee	2/14/11
10,561	Tennessee	2/15/04
10,149	Tennessee	2/24/00
9,712	Penn State	1/5/02
9,651	Tennessee	1/16/05
9,650	Tennessee	1/11/09
8,919	Holy Cross	1/4/03
8,511	Florida	1/14/07
8,412	South Carolina	1/9/05
8,176	Georgia	2/16/96
8,121	DePaul	2/19/97
7,865	Penn State	1/27/94
7,827	Ole Miss	1/29/06
7,521	Florida	1/28/96

VANDERBILT UNIVERSITY

Located in the popular Midtown district of Nashville, Vanderbilt is regarded among the nation's finest universities. The private research university enrolled 6,970 undergraduate and 5,835 postgraduate students last year. Those students arrive on campus from all 50 states and nearly 100 countries.

The university was founded 138 years ago when shipping and rail magnate "Commodore" Cornelius Vanderbilt provided an initial \$1 million endowment.

Vanderbilt is one of 10 charter members of the Southeastern Conference. It is the only private school among the SEC's 12-member universities.


Vanderbilt is ranked among the top universities in America. In its popular annual "Best Colleges" edition, *U.S. News & World Report* most recently ranked Vanderbilt No. 17 among all national universities. The magazine also placed Vanderbilt No. 2 among schools located in the Southeast.

The campus is located 1.5 miles southwest of downtown Nashville on 330 pristine acres that was designated a national arboretum in 1988. Two focal areas of campus closed to vehicles – the Peabody campus and the collection of academic buildings surrounding Kirkland Hall that form the original campus – are frequently listed among the most beautiful college environments in the South.

Though located within walking distance of downtown activities, the quality of Vanderbilt life is reflected in much smaller, less public ways – running into friends while walking on campus, researching papers or grabbing a late-night snack with friends, choosing between a public policy lecture or athletic event, or having dinner at a professor's home.

Most Vanderbilt undergraduates live on campus during their time at the university. Thirty-four residential halls dot the campus, ranging from the four towers off West End Avenue to The Ingram Commons, a state-of-the-art complex for Vanderbilt's first-year students that has attracted national acclaim for its design and unique living experience.

Vanderbilt offers numerous degrees in four undergraduate colleges: the College of Arts and Science, Peabody College, School of Engineering and Blair School of Music.





NON-CONFERENCE OPPONENTS

CLAYTON STATE (EXHIBITION)

Nov. 5 • Nashville

Team Information

Head Coach: Dennis Cox

League: Peach Belt

2010-11 Overall Record: 35-1

2010-11 Conference Record: 17-0

Postseason: NCAA Div. II Champions

Media Relations

Contact: Lee Wright

Phone: (678) 466-4678

Email: leewright@clayton.edu

SAM HOUSTON STATE

Nov. 22 • Nashville

Team Information

Head Coach: Brenda Welch-Nichols

League: Southland

2010-11 Overall Record: 17-14

2010-11 Conference Record: 11-5

Postseason: Southland

Media Relations

Contact: Paul Ridings

Phone: (936) 294-1764

Email: ridings@shsu.edu

HIGH POINT

Dec. 4 • Nashville

Team Information

Head Coach: Jennifer Hoover

League: Big South

2010-11 Overall Record: 16-15

2010-11 Conference Record: 9-7

Postseason: Big South

Media Relations

Contact: Joe Arancio

Phone: (336) 841-4638

Email: jarancio@highpoint.edu

WESTERN CAROLINA

Dec. 29 • Nashville

Team Information

Head Coach: Karen Middleton

League: Southern

2010-11 Overall Record: 9-22

2010-11 Conference Record: 6-14

Postseason: Southern

Media Relations

Contact: Denise Gideon

Phone: (828) 227-7338

Email: dgideon@email.wcu.edu

ALABAMA A&M

Nov. 11 • Nashville

Team Information

Head Coach: Altherias Warmley

League: SWAC

2010-11 Overall Record: 15-13

2010-11 Conference Record: 11-7

Postseason: SWAC

Media Relations

Contact: Oralia Washington

Phone: (256) 372-4550

Email: aamusi@yahoo.com

LIPSCOMB

Nov. 25 • Nashville

Team Information

Head Coach: Frank Bennett

League: Atlantic Sun

2010-11 Overall Record: 9-21

2010-11 Conference Record: 6-14

Postseason: Atlantic Sun

Media Relations

Contact: Jamie Gilliam

Phone: (615) 966-5166

Email: Jamie.gilliam@lipscomb.edu

TENNESSEE-MARTIN

Dec. 7 • Martin, Tenn.

Team Information

Head Coach: Kevin McMillan

League: Ohio Valley

2010-11 Overall Record: 21-11

2010-11 Conference Record: 14-4

Postseason: NCAA

Media Relations

Contact: Joe Lofaro

Phone: (731) 881-7632

Email: jlofaro@utm.edu

WESTERN ILLINOIS

Nov. 14 • Nashville

Team Information

Head Coach: JD Gravina

League: Summit

2010-11 Overall Record: 8-21

2010-11 Conference Record: 6-12

Postseason: Summitt

Media Relations

Contact: Patrick Osterman

Phone: 309-298-1133

Email: pr-osterman@wiu.edu

AUSTIN PEAY

Nov. 30 • Clarksville, Tenn.

Team Information

Head Coach: Carrie Daniels

League: Ohio Valley

2010-11 Overall Record: 15-18

2010-11 Conference Record: 12-6

Postseason: Ohio Valley

Media Relations

Contact: Cody Bush

Phone: (931) 221-7561

Email: bushc@apsu.edu

NORTH CAROLINA STATE

Dec. 18 • Raleigh, N.C.

Team Information

Head Coach: Kellie Harper

League: ACC

2010-11 Overall Record: 14-17

2010-11 Conference Record: 4-10

Postseason: ACC

Media Relations

Contact: Mark Kimmel

Phone: (919) 515-1183

Email: mark_kimmel@ncsu.edu

USC UPSTATE

Nov. 16 • Nashville

Team Information

Head Coach: Tammy George

League: Atlantic Sun

2010-11 Overall Record: 13-11

2010-11 Conference Record: 9-6

Postseason: WBI

Media Relations

Contact: Katie Parker

Phone: (864) 503-5152

Email: kparker@uscupstate.edu

DENVER

Dec. 2 • Nashville

Team Information

Head Coach: Erik Johnson

League: Sun Belt

2010-11 Overall Record: 19-12

2010-11 Conference Record: 11-5

Postseason: WNIT

Media Relations

Contact: Nicole Dupes

Phone: (303) 871-4990

Email: ndupes@du.edu

FLORIDA STATE

Dec. 22 • Nashville

Team Information

Head Coach: Sue Semrau

League: ACC

2010-11 Overall Record: 24-8

2010-11 Conference Record: 11-3

Postseason: NCAA

Media Relations

Contact: Zach Stipe

Phone: (850) 645-7683

Email: zstipe@fsu.edu



SEC OPPONENTS

SOUTH CAROLINA

Jan. 5 • Columbia, S.C.
Jan. 22 • Nashville

Team Information

Head Coach: Dawn Staley
League: SEC
2010-11 Overall Record: 18-15
2010-11 Conference Record: 8-8
Postseason: WNIT

Media Relations

Contact: Diana Koval
Phone: (803) 777-5204
Email: dkoval@mailbox.sc.edu

TENNESSEE

Jan. 15 • Knoxville, Tenn.
Feb. 9 • Nashville

Team Information

Head Coach: Pat Summitt
League: SEC
2010-11 Overall Record: 34-3
2010-11 Conference Record: 16-0
Postseason: NCAA

Media Relations

Contact: Debby Jennings
Phone: (865) 974-1212
Email: djennings@utk.edu

LSU

Jan. 29 • Nashville
Feb. 23 • Baton Rouge, La.

Team Information

Head Coach: Nikki Caldwell
League: SEC
2010-11 Overall Record: 19-3
2010-11 Conference Record: 8-8
Postseason: SEC

Media Relations

Contact: Bill Martin
Phone: (225) 578-8204
Email: wmarti4@lsu.edu

KENTUCKY

Feb. 20 • Lexington, Ky.

Team Information

Head Coach: Matthew Mitchell
League: SEC
2010-11 Overall Record: 25-9
2010-11 Conference Record: 11-5
Postseason: NCAA

Media Relations

Contact: Susan Lax
Phone: 859-257-8420
Email: slax0@uky.edu

OLE MISS

Jan. 8 • Nashville

Team Information

Head Coach: Renee Ladner
League: SEC
2010-11 Overall Record: 10-19
2010-11 Conference Record: 3-13
Postseason: SEC

Media Relations

Contact: Kristen Saibini
Phone: (662) 915-7522
Email: klsaibin@olemiss.edu

ARKANSAS

Jan. 19 • Fayetteville, Ark.

Team Information

Head Coach: Tom Collen
League: SEC
2010-11 Overall Record: 22-12
2010-11 Conference Record: 6-10
Postseason: WNIT

Media Relations

Contact: Jeri Thorpe
Phone: (479) 575-5037
Email: jthorpe@uark.edu

MISSISSIPPI STATE

Feb. 5 • Starkville, Miss.

Team Information

Head Coach: Sharon Fanning-Otis
League: SEC
2010-11 Overall Record: 13-17
2010-11 Conference Record: 4-12
Postseason: SEC

Media Relations

Contact: Brock Turnipseed
Phone: (662) 325-7556
Email: bturnipseed@athletics.msstate.edu

ALABAMA

Feb. 26 • Nashville

Team Information

Head Coach: Wendell Hudson
League: SEC
2010-11 Overall Record: 18-15
2010-11 Conference Record: 5-11
Postseason: WNIT

Media Relations

Contact: Jessica Paré
Phone: 205-348-3673
Email: jpare@ia.ua.edu

AUBURN

Jan. 12 • Nashville
Feb. 2 • Auburn, Ala.

Team Information

Head Coach: Nell Fortner
League: SEC
2010-11 Overall Record: 16-16
2010-11 Conference Record: 8-8
Postseason: WNIT

Media Relations

Contact: Matt Crouch
Phone: (344) 844-9709
Email: mcrouch@auburn.edu

GEORGIA

Jan. 26 • Nashville
Feb. 12 • Athens, Ga.

Team Information

Head Coach: Andy Landers
League: SEC
2010-11 Overall Record: 23-11
2010-11 Conference Record: 10-6
Postseason: NCAA

Media Relations

Contact: Mike Mobley
Phone: (706) 542-1621
Email: mmobley@sports.uga.edu

FLORIDA

Feb. 16 • Nashville

Team Information

Head Coach: Amanda Butler
League: SEC
2010-11 Overall Record: 20-15
2010-11 Conference Record: 7-9
Postseason: WNIT

Media Relations

Contact: Kathy Cafazzo
Phone: 352-375-4683 (x6133)
Email: kathyca@gators.ufl.edu

SOUTHEASTERN CONFERENCE

Tournament: March 1-4
Bridgestone Arena • Nashville

Media Relations

Contact: Tammy Wilson
Phone: (205) 458-3000
Email: twilson@sec.org



**PREPARE
FOR COMBAT**

**DRIVE HARD TO THE HOOP,
SLOW DOWN FOR NO ONE**

LeBron James is wearing NIKE Pro Combat Hyperstrong Compression Basketball Top,
Hyperstrong Basketball Vis Short, Hyperstrong Elbow Sleeve and the NIKE Soldier IV shoes

A PROGRAM BUILT ON SUCCESS

- ★ **19th Winningest Program in the Nation**
- ★ **24 NCAA Tournament Appearances**
- ★ **14 Sweet 16 Appearances**
- ★ **1 Final Four Appearance**
- ★ **6 SEC Tournament Titles**
- ★ **12 Consecutive NCAA Tournament Appearances**
- ★ **12 Straight 20-Win Seasons**

BALCOMB BALL AT VANDERBILT

- ★ **8-1 record in the NCAA first round**
- ★ **4 Sweet 16 Appearances**
- ★ **8 WNBA Draft Picks**
- ★ **24 Wins Per Season**
- ★ **83.0% Home Winning Percentage**
- ★ **100% Graduation Rate**
- ★ **3 SEC Tournament Titles**



2011-12 VANDERBILT SCHEDULE

Date	Opponent	Location	Time
Sat., Nov. 5	CLAYTON STATE (Exhibition)	Memorial Gym	5 p.m.
Fri., Nov. 11	ALABAMA A&M	Memorial Gym	6 p.m.
Mon., Nov. 14	WESTERN ILLINOIS	Memorial Gym	7 p.m.
Wed., Nov. 16	USC UPSTATE	Memorial Gym	7 p.m.
Tue., Nov. 22	SAM HOUSTON STATE	Memorial Gym	7 p.m.
<i>Vanderbilt Thanksgiving Tournament</i>			
Fri., Nov. 25	LIPSCOMB	Memorial Gym	2 p.m.
	Liberty vs. Oklahoma	Memorial Gym	4 p.m.
Sat., Nov. 26	Consolation Game	Memorial Gym	2 p.m.
	Championship Game	Memorial Gym	4 p.m.
Wed., Nov. 30	at Austin Peay	Clarksville, Tenn.	7 p.m.
Fri., Dec. 2	DENVER	Memorial Gym	7 p.m.
Sun., Dec. 4	HIGH POINT	Memorial Gym	2 p.m.
Wed., Dec. 7	at UT Martin	Martin, Tenn.	7 p.m.
Sun., Dec. 18	at N.C. State	Raleigh, N.C.	1 p.m.
Thu., Dec. 22	FLORIDA STATE	Memorial Gym	7 p.m.
Thu., Dec. 29	WESTERN CAROLINA	Memorial Gym	7 p.m.
Thu., Jan. 5	at South Carolina *	Columbia, S.C.	6 p.m.
Sun., Jan. 8	OLE MISS *	Memorial Gym	2 p.m.
Thu., Jan. 12	AUBURN * (CSS)	Memorial Gym	7 p.m.
Sun., Jan. 15	at Tennessee * (SEC Network)	Knoxville, Tenn.	6 p.m.
Thu., Jan. 19	at Arkansas *	Fayetteville, Ark.	7 p.m.
Sun., Jan. 22	SOUTH CAROLINA * (ESPNU)	Memorial Gym	2 p.m.
Thu., Jan. 26	GEORGIA * (CSS)	Memorial Gym	7 p.m.
Sun., Jan. 29	LSU *	Memorial Gym	2 p.m.
Thu., Feb. 2	at Auburn *	Auburn, Ala.	6 p.m.
Sun., Feb. 5	at Mississippi State *	Starkeville, Miss.	2 p.m.
Thu., Feb. 9	TENNESSEE * (CSS)	Memorial Gym	7 p.m.
Sun., Feb. 12	at Georgia * (SEC Network)	Athens, Ga.	1 p.m.
Thu., Feb. 16	FLORIDA * (FSN)	Memorial Gym	7 p.m.
Mon., Feb. 20	at Kentucky * (ESPN2)	Lexington, Ky.	8 p.m.
Thu., Feb. 23	at LSU * (FSN)	Baton Rouge, La.	7 p.m.
Sun., Feb. 26	ALABAMA * (CSS)	Memorial Gym	2 p.m.
Thu-Sun., March 1-4	SEC Tournament	Bridgestone Arena, Nashville	TBA
Sat.-Tue., March 17-20	NCAA TOURNAMENT 1ST & 2ND ROUNDS	Memorial Gym	TBA
Sat.-Tue., March 26-29	NCAA Tournament Regionals	TBA	TBA
Sun.-Tue., April 1-3	NCAA Final Four	Pepsi Center, Denver	TBA

All times Central

HOME GAMES will be played at Memorial Gymnasium

* Southeastern Conference Game



VANDERBILT
WOMEN'S BASKETBALL