



Vanderbilt (2-4) vs. Radford
Nashville, Tenn. - Memorial Gym - 7:00 p.m.

TV: SEC Network

TV Talent: Matt Stewart (pxp), Dane Bradshaw (analyst)

Radio: Vanderbilt Radio Network from IMG College, vucommidores.com

Radio Talent: Joe Fisher (pxp), Tim Thompson (analyst)

Satellite Radio: Sirius 138, XM 382

Live Stats: vucommidores.com

Twitter Updates: @VandyMBB

Vanderbilt Athletic Communications

2601 Jess Neely Drive, Nashville, TN 37212

phone: 615-322-4121

www.vucommidores.com

VANDERBILT SCHEDULE/RESULTS

NOVEMBER

Date	VU	Opp	Opponent	Time/Result	TV/Rec.
Nov. 10	-	-	Austin Peay#	W, 73-54	1-0
Nov. 13	-	-	Belmont	L, 60-69	1-1
Nov. 17	-	-	UNC Asheville#	W, 79-76	2-1
Nov. 19	-	10/10	USC	L, 89-93 OT	2-2
Nov. 23	-	RW/25	Virginia	L, 42-68	2-3
Nov. 24	-	20/20	Seton Hall	L, 59-72	2-4

NIT Season Tip-Off, Brooklyn, N.Y.

Nov. 28	-	-	Radford	7 p.m.	SECN
---------	---	---	---------	--------	------

DECEMBER

Date	VU	Opp	Opponent	Time	TV/Rec.
Dec. 3	-	-	Kansas State	1:30 p.m.	SECN+
Dec. 6	-	-	M. Tennessee	7 p.m.	SECN+
Dec. 17	-	-	Arizona State	1 p.m.	Pac12N
Dec. 20	-	-	Houston Baptist	6 p.m.	SECN+
Dec. 22	-	-	Alcorn State	6 p.m.	SECN+
Dec. 30	-	-	Florida*	TBA	ESPN2

JANUARY

Date	VU	Opp	Opponent	Time	TV/Rec.
Jan. 2	-	-	Alabama*	6 p.m.	SECN
Jan. 6	-	-	S. Carolina*	5:45 p.m.	SECN
Jan. 9	-	-	Tennessee*	8 p.m.	SECN
Jan. 13	-	-	Kentucky*	3 p.m.	ESPN
Jan. 16	-	-	Miss. State*	6 p.m.	SECN
Jan. 20	-	-	LSU*	12 p.m.	SECN
Jan. 23	-	-	Tennessee*	6 p.m.	ESPNU
Jan. 27	-	-	TCU*	3 p.m.	ESPN2
Jan. 30	-	-	Kentucky*	8 p.m.	ESPN

FEBRUARY

Date	VU	Opp	Opponent	Time	TV/Rec.
Feb. 3	-	-	Auburn*	7:30 p.m.	SECN
Feb. 7	-	-	Georgia*	7:30 p.m.	SECN
Feb. 10	-	-	Arkansas*	7:30 p.m.	SECN
Feb. 14	-	-	Miss. State*	6 p.m.	SECN
Feb. 17	-	-	Florida*	3 p.m.	ESPN/ESPN2
Feb. 20	-	-	LSU*	8 p.m.	SECN
Feb. 24	-	-	Texas A&M*	3 p.m.	ESPN/2
Feb. 27	-	-	Missouri*	6 p.m.	ESPN/2



MARCH

Date	VU	Opp	Opponent	Time	TV/Rec.
Mar. 3	-	-	Ole Miss*	7:30 p.m.	SECN

ALL TIMES CENTRAL













RANKINGS: AP/ESPN *SEC GAME; #NIT Season Tip-Off, Nashville, Tenn.; %SEC/Big 12 Challenge;

GAME INFORMATION

	SERIES INFORMATION	
<p>2017-18 Record: 2-4 Head Coach: Bryce Drew Career Record: 145-69 (7) VU Record: 21-20 (2)</p> <p>2017-18 LEADERS Points: M. Fisher-Davis (13.8) Rebounds: Jeff Roberson (9.3) Assists: Saben Lee (3.2) Blocks: Clevon Brown (1.0)</p>	<p>Series Record: First meeting. Last Meeting: NA Record at Vanderbilt: NA Record at Radford: NA Record at Neutral Site: NA Coach Drew vs. Radford: Coach Drew has never faced Radford.</p>	<p>2017-18 Record: 3-2 Head Coach: Mike Jones Career Record: 96-105 (7) Radford Record: 96-105 (7)</p> <p>2017-18 LEADERS Points: Carlík Jones (12.8) Rebounds: Ed Polite, Jr. (6.6) Assists: Christian Bradford (2.6) Blocks: Ed Polite, Jr. (1.8)</p>

QUICK HITTERS

- ★ Vanderbilt fell to 2-4 on the season after dropping two games at the NIT Season Tip Off in Brooklyn, N.Y., to Virginia and Seton Hall, over the Thanksgiving break.
- ★ Matthew Fisher-Davis is the team's leading scorer with 13.8 points per game. Jeff Roberson, who has four double-doubles on the season, is next with 13.2 points and 9.3 rebounds per game, while Riley LaChance pitches in 10.8 points per game and is shooting 46.7% from three on the season.
- ★ Roberson is second in the SEC in rebounding and first in defensive rebounding, and began the season with three straight double-doubles, the first time a Commodore has had three straight double-doubles since Dan Langhi in 1998. He leads the SEC in double doubles with four.
- ★ Roberson led the team in scoring (13.0) and rebounding (8.0) at the NIT Season Tip-Off and was named to the event's All-Tournament team. He posted a 20-point, 13-rebound performance against Seton Hall.
- ★ Fisher-Davis' scored 31 points and grabbed 11 rebounds in Vanderbilt's last game at Memorial Gym against USC - his 30-10 game was Vanderbilt's first since A.J. Ogilvy in 2009 (33 and 10, at LSU, 3/4/09).
- ★ Vanderbilt shot their best percentage of the season against USC - 50.9%. The Commodores also had season highs in three-point percentage (.478) and threes made (11).
- ★ Vanderbilt will meet Radford for the first time on Tuesday.
- ★ Freshman Saben Lee, who had five assists against UNC Asheville, leads the team in assists.
- ★ Commodore head coach Bryce Drew, now in his second season, led the Commodores to the NCAA Tournament in his first season in Nashville, marking the first time in the history of the program a first-year Vanderbilt coach led his team to the tournament. Overall, the Commodores made their 15th appearance in the NCAA Tournament and their first back-to-back appearances since making three consecutive tournaments from 2010-12.
- ★ Vanderbilt has two 1,000-point scorers on their roster - Riley LaChance and Matthew Fisher-Davis, with Jeff Roberson 90 points away from the 1,000-point mark. LaChance is 2nd in the SEC in returning scorers while Fisher-Davis is third behind Georgia's Yante Maten.
- ★ The Commodores return eight letter winners and three of their top four scorers in 2017-18 that advanced to the NCAA Tournament for the second consecutive year - seniors Matthew Fisher-Davis (13.9), Jeff Roberson (10.8), and Riley LaChance (10.5). Junior Joe Toye, who started in 13 games a year ago, also returns after averaging 6.4 points and 2.6 rebounds per game. In all, Vanderbilt returns 70.5% of its scoring and six players who started at least one game in 2016-17.
- ★ Vanderbilt had five top-25 wins, six top-50 victories and 11 top-100 RPI wins a year ago, the overall toughest strength of schedule and toughest non-conference schedule in the nation, and were the only SEC team to sweep Florida. The Commodores are tied for the second-most top 50 wins in SEC with Florida with six - only UK (8) had more.
- ★ The Commodores played 11 teams that advanced to the NCAA Tournament in 2016-17 (Marquette, Bucknell, Butler, Minnesota, Middle Tennessee, Dayton, Kentucky, Florida, Arkansas, Iowa State, and South Carolina) and four teams in the 2017 Postseason NIT (Belmont, Alabama, Georgia, and Ole Miss). Twenty of Vanderbilt's 34 games came against teams that advanced to the postseason. This season, nine of their potential games will be against teams who played in the post-season a year ago. Six possible opponents, USC, Rhode Island, Seton Hall, Virginia, Kansas State, and Middle Tennessee, all played in the 2017 NCAA Tournament, with NIT participant Belmont, 2017 NIT Champion TCU, and CollegenInsider.com Tournament team UNC Asheville also on the challenging slate.

0		<p>SABEN LEE G ★ 6-2 ★ 174 ★ Fr. ★ Phoenix, Ariz.</p> <table border="1"> <thead> <tr> <th>PPG</th> <th>RPG</th> <th>APG</th> <th>SPG</th> <th>BPG</th> <th>MPG</th> </tr> </thead> <tbody> <tr> <td>7.2</td> <td>2.0</td> <td>3.2</td> <td>0.3</td> <td>0.5</td> <td>21.0</td> </tr> </tbody> </table>	PPG	RPG	APG	SPG	BPG	MPG	7.2	2.0	3.2	0.3	0.5	21.0	<p>NOTES: 6'2 guard from Tempe, Ariz., who attended Corona Del Sol High School...Made three starts so far in 2017-18...Had career-high 19-point performance at Belmont; also added eight rebounds and two assists... Son of former FSU/NFL great Amp Lee.</p>	<p>CAREER HIGHS Pts. - 19, at Belmont (11/13/17) Rebs. - 8, at Belmont (11/13/17) Ast. - 7, vs. Austin Peay (11/10/17) Min. - 26, vs. Seton Hall (11/24/17)</p>
PPG	RPG	APG	SPG	BPG	MPG											
7.2	2.0	3.2	0.3	0.5	21.0											
1		<p>PAYTON WILLIS G ★ 6-4 ★ 182 ★ So. ★ Fayetteville, Ark.</p> <table border="1"> <thead> <tr> <th>PPG</th> <th>RPG</th> <th>APG</th> <th>SPG</th> <th>BPG</th> <th>MPG</th> </tr> </thead> <tbody> <tr> <td>2.2</td> <td>0.8</td> <td>0.4</td> <td>0.4</td> <td>0.2</td> <td>8.6</td> </tr> </tbody> </table>	PPG	RPG	APG	SPG	BPG	MPG	2.2	0.8	0.4	0.4	0.2	8.6	<p>NOTES: Scored eight points and had two steals vs. Austin Peay...Missed most of October practice with broken hand...Averaged 5.2 points, 1.8 rebounds, and 1.9 assists/game in 2016-17...3rd Commodore from Arkansas and 1st since Ralph Childs (1955-56).</p>	<p>CAREER HIGHS Pts. - 17, vs. Butler (11/24/16) Rebs. - 5, at Alabama (1/7/17) Ast. - 8, vs. Santa Clara (11/25/16) Min. - 32, vs. Santa Clara (11/25/16)</p>
PPG	RPG	APG	SPG	BPG	MPG											
2.2	0.8	0.4	0.4	0.2	8.6											
2		<p>JOE TOYE G/F ★ 6-7 ★ 206 ★ Jr. ★ Chicago, Ill.</p> <table border="1"> <thead> <tr> <th>PPG</th> <th>RPG</th> <th>APG</th> <th>SPG</th> <th>BPG</th> <th>MPG</th> </tr> </thead> <tbody> <tr> <td>4.5</td> <td>1.8</td> <td>0.7</td> <td>0.2</td> <td>0.2</td> <td>16.3</td> </tr> </tbody> </table>	PPG	RPG	APG	SPG	BPG	MPG	4.5	1.8	0.7	0.2	0.2	16.3	<p>NOTES: Made 15th career start vs. Seton Hall; scored 9 points in 24 minutes vs. Austin Peay...Played in all 33 games in 2016-17 and started the last 11...Set new career high with 18 points vs. TAMU in SEC Tournament; made career-best five threes.</p>	<p>CAREER HIGHS Pts. - 18, vs. TAMU (3/9/17) Rebs. - 6, 2x, last at TAMU (1/31/17) Ast. - 4, at Arkansas (2/7/17) Min. - 38, vs. Florida (3/10/17)</p>
PPG	RPG	APG	SPG	BPG	MPG											
4.5	1.8	0.7	0.2	0.2	16.3											
3		<p>LARRY AUSTIN, JR. G ★ 6-2 ★ 182 ★ Jr. ★ Springfield, Ill.</p> <table border="1"> <thead> <tr> <th>PPG</th> <th>RPG</th> <th>APG</th> <th>SPG</th> <th>BPG</th> <th>MPG</th> </tr> </thead> <tbody> <tr> <td>4.0</td> <td>2.5</td> <td>2.0</td> <td>0.3</td> <td>0.0</td> <td>19.5</td> </tr> </tbody> </table>	PPG	RPG	APG	SPG	BPG	MPG	4.0	2.5	2.0	0.3	0.0	19.5	<p>NOTES: Sat out last year after transferring from Xavier University... Scored career-high 13 points and dished out career-best 6 assists vs. USC...Also played a career-high 32 minutes vs. USC...Played 60 games with the Musketeers from 2014-16.</p>	<p>CAREER HIGHS Pts. - 13, vs. USC (11/19/17) Rebs. - 6, vs. Wright St. (12/8/15) Ast. - 6, vs. USC (11/19/17) Min. - 32, vs. USC (11/19/17)</p>
PPG	RPG	APG	SPG	BPG	MPG											
4.0	2.5	2.0	0.3	0.0	19.5											
5		<p>MATTHEW FISHER-DAVIS G ★ 6-5 ★ 186 ★ Sr. ★ Charlotte, N.C.</p> <table border="1"> <thead> <tr> <th>PPG</th> <th>RPG</th> <th>APG</th> <th>SPG</th> <th>BPG</th> <th>MPG</th> </tr> </thead> <tbody> <tr> <td>13.8</td> <td>6.0</td> <td>0.6</td> <td>1.4</td> <td>0.0</td> <td>28.2</td> </tr> </tbody> </table>	PPG	RPG	APG	SPG	BPG	MPG	13.8	6.0	0.6	1.4	0.0	28.2	<p>NOTES: Scored season-high 31 points against USC; also tied career high with 11 rebounds... first 30-10 game for VU since A.J. Ogilvy (33 points, 10 rebounds at LSU, 3/4/09)...Made 244 career three pointers...39th on Vanderbilt's all-time scoring list.</p>	<p>CAREER HIGHS Pts. - 33, vs. Auburn (1/4/17) Rebs. - 11, 2x, last vs. USC (11/19/17) Ast. - 5, at Ole Miss (3/7/15) Min. - 41, at Arkansas (1/5/16)</p>
PPG	RPG	APG	SPG	BPG	MPG											
13.8	6.0	0.6	1.4	0.0	28.2											
10		<p>MAXWELL EVANS G ★ 6-2 ★ 186 ★ Fr. ★ Houston, Texas</p> <table border="1"> <thead> <tr> <th>PPG</th> <th>RPG</th> <th>APG</th> <th>SPG</th> <th>BPG</th> <th>MPG</th> </tr> </thead> <tbody> <tr> <td>2.0</td> <td>1.3</td> <td>0.7</td> <td>0.3</td> <td>0.0</td> <td>9.3</td> </tr> </tbody> </table>	PPG	RPG	APG	SPG	BPG	MPG	2.0	1.3	0.7	0.3	0.0	9.3	<p>NOTES: Started 1st game of career vs. Seton Hall...6'2 wing man who scored five points vs. Austin Peay and Virginia...Averaged 32.7 points, 7.1 rebounds, 6.5 assists, 3.2 steals, and 2.0 blocks as a senior at Bellaire High School.</p>	<p>CAREER HIGHS Pts. - 5, vs. Austin Peay (11/10/17) Rebs. - 2, vs. Austin Peay (11/10/17) Ast. - 2, vs. UNCA (11/17/17) Min. - 15, vs. Austin Peay (11/10/17)</p>
PPG	RPG	APG	SPG	BPG	MPG											
2.0	1.3	0.7	0.3	0.0	9.3											
11		<p>JEFF ROBERSON F ★ 6-6 ★ 220 ★ Sr. ★ Houston, Texas</p> <table border="1"> <thead> <tr> <th>PPG</th> <th>RPG</th> <th>APG</th> <th>SPG</th> <th>BPG</th> <th>MPG</th> </tr> </thead> <tbody> <tr> <td>13.2</td> <td>9.3</td> <td>0.8</td> <td>0.8</td> <td>0.3</td> <td>34.0</td> </tr> </tbody> </table>	PPG	RPG	APG	SPG	BPG	MPG	13.2	9.3	0.8	0.8	0.3	34.0	<p>NOTES: Has four double-doubles on the season, including in his latest game against Seton Hall (20 points, 13 rebounds)...2nd in SEC in rebounding and 1st in SEC in defensive rebounding...Scored in double figures in 47 games in his career.</p>	<p>CAREER HIGHS Pts. - 23, vs. Miss. St. (2/25/17) Rebs. - 16, vs. Minnesota (12/3/16) Ast. - 6, vs. Iowa State (1/28/17) Min. - 42, vs. USC (11/19/17)</p>
PPG	RPG	APG	SPG	BPG	MPG											
13.2	9.3	0.8	0.8	0.3	34.0											
12		<p>DJERY BAPTISTE C ★ 6-10 ★ 235 ★ R-So. ★ Gonaives, Haiti</p> <table border="1"> <thead> <tr> <th>PPG</th> <th>RPG</th> <th>APG</th> <th>SPG</th> <th>BPG</th> <th>MPG</th> </tr> </thead> <tbody> <tr> <td>5.3</td> <td>5.2</td> <td>0.3</td> <td>0.3</td> <td>0.5</td> <td>19.8</td> </tr> </tbody> </table>	PPG	RPG	APG	SPG	BPG	MPG	5.3	5.2	0.3	0.3	0.5	19.8	<p>NOTES: Tallied career highs in points (13), field goals made (5), rebounds (8), and minutes played (25) in win over UNC Asheville...Played a career-high 34 minutes vs. USC...Made two starts this season...Speaks four languages.</p>	<p>CAREER HIGHS Pts. - 13, vs. UNCA (11/17/17) Rebs. - 8, vs. UNCA (11/17/17) Ast. - 1, at Dayton (12/21/16) Min. - 34, vs. USC (11/19/17)</p>
PPG	RPG	APG	SPG	BPG	MPG											
5.3	5.2	0.3	0.3	0.5	19.8											
13		<p>RILEY LACHANCE G ★ 6-2 ★ 185 ★ Sr. ★ Brookfield, Wis.</p> <table border="1"> <thead> <tr> <th>PPG</th> <th>RPG</th> <th>APG</th> <th>SPG</th> <th>BPG</th> <th>MPG</th> </tr> </thead> <tbody> <tr> <td>10.8</td> <td>1.8</td> <td>2.2</td> <td>0.2</td> <td>0.0</td> <td>30.5</td> </tr> </tbody> </table>	PPG	RPG	APG	SPG	BPG	MPG	10.8	1.8	2.2	0.2	0.0	30.5	<p>NOTES: Made 94th career start vs. Virginia... Shot 48.6% from three last year, third-best all-time in single season by VU player...Scored in double figures in 57 career games and in nine straight...Scored season-high 19 points vs. USC...Became 46th VU player with 1,000 pts vs. Florida.</p>	<p>CAREER HIGHS Pts. - 26, 2x, last vs. W. Carolina (12/16/14) Rebs. - 9, vs. Missouri (2/21/15) Ast. - 8, at Ole Miss (3/7/15) Min. - 42, 2x, last vs. Tenn. (2/11/15)</p>
PPG	RPG	APG	SPG	BPG	MPG											
10.8	1.8	2.2	0.2	0.0	30.5											
14		<p>ISAIAH RICE G ★ 5-11 ★ 189 ★ Fr. ★ Indianapolis, Ind.</p> <table border="1"> <thead> <tr> <th>PPG</th> <th>RPG</th> <th>APG</th> <th>SPG</th> <th>BPG</th> <th>MPG</th> </tr> </thead> <tbody> <tr> <td>-</td> <td>-</td> <td>-</td> <td>-</td> <td>-</td> <td>-</td> </tr> </tbody> </table>	PPG	RPG	APG	SPG	BPG	MPG	-	-	-	-	-	-	<p>NOTES: Came to Vanderbilt as a walk on after playing at Park Tudor High School in Indianapolis, Ind... Two-year captain who averaged 15.0 points, 3.0 assists, 2.0 rebounds, and 1.0 steals per game in hi senior season...His Park Tudor team won two state championships.</p>	<p>CAREER HIGHS Pts. - Rebs. - Ast. - Min. -</p>
PPG	RPG	APG	SPG	BPG	MPG											
-	-	-	-	-	-											
15		<p>CLEVON BROWN F ★ 6-8 ★ 233 ★ So. ★ San Antonio, Texas</p> <table border="1"> <thead> <tr> <th>PPG</th> <th>RPG</th> <th>APG</th> <th>SPG</th> <th>BPG</th> <th>MPG</th> </tr> </thead> <tbody> <tr> <td>3.5</td> <td>1.5</td> <td>0.2</td> <td>0.3</td> <td>1.0</td> <td>11.5</td> </tr> </tbody> </table>	PPG	RPG	APG	SPG	BPG	MPG	3.5	1.5	0.2	0.3	1.0	11.5	<p>NOTES: Scored a career-high 13 points in win over Austin Peay. Also set new career bests in field goals made and steals, and tied a career high in rebounds and blocks...Ranked as the 9th-best player in the state of Texas...Made first career start against Seton Hall.</p>	<p>CAREER HIGHS Pts. - 13, vs. Austin Peay (11/10/17) Rebs. - 6, at Missouri (2/11/17) Ast. - 1, 2x, last at UF (1/21/17) Min. - 25, vs. Austin Peay (11/10/17)</p>
PPG	RPG	APG	SPG	BPG	MPG											
3.5	1.5	0.2	0.3	1.0	11.5											
50		<p>EJIKE OBINNA F/C ★ 6-10 ★ 234 ★ Fr. ★ Enugu, Nigeria</p> <table border="1"> <thead> <tr> <th>PPG</th> <th>RPG</th> <th>APG</th> <th>SPG</th> <th>BPG</th> <th>MPG</th> </tr> </thead> <tbody> <tr> <td>3.2</td> <td>3.5</td> <td>0.0</td> <td>0.0</td> <td>0.2</td> <td>11.5</td> </tr> </tbody> </table>	PPG	RPG	APG	SPG	BPG	MPG	3.2	3.5	0.0	0.0	0.2	11.5	<p>NOTES: 6'9 center originally from Enugu, Nigeria, who attended the Virginia Academy in Ashburn, Va... was a 4-star prospect by ESPN.com and Rivals.com... Made four starts this season...Scored career-high nine points against Seton Hall...Had career-high 7 rebs. vs. UVA.</p>	<p>CAREER HIGHS Pts. - 9, vs. Seton Hall (11/24/17) Rebs. - 7, vs. Virginia (11/23/17) Ast. - Min. - 20, 2x, last vs. Seton Hall (11/24/17)</p>
PPG	RPG	APG	SPG	BPG	MPG											
3.2	3.5	0.0	0.0	0.2	11.5											



IBAS

HENRY
GENE
MOE
CLARENCE

1,632
WINS

DREWS

HOMER
SCOTT
BRYCE

1,087
WINS

SUTTONS

EDDIE
SCOTT
SEAN

1,173
WINS

**ALL-TIME
WINNINGEST COLLEGIATE
COACHING FAMILIES**

The Drew family is now second on the all-time winningest collegiate coaching family in college basketball history with 1,087 wins.

- Homer Drew - 640**
(Bethel College - 252; IU-South Bend - 17; Valparaiso - 371)
- Scott Drew - 302**
(Valparaiso - 20; Baylor - 282)
- Bryce Drew - 145**
(Valparaiso - 124; Vanderbilt -21)

VU Staff Can Score

The Vanderbilt men's basketball staff has combined to score a total of 5,486 collegiate points, with head coach Bryce Drew leading the way with 2,142 points. Here's a breakdown of the staff's scoring totals.

Head Coach Bryce Drew, Valparaiso	2,142
Asst. Coach Casey Shaw, Toledo	1,562
Assoc. Head Coach Roger Powell, Jr., Illinois	1,178
Asst. Coach Jake Diebler, Valparaiso	586
Total	5,468

Memorial Gym = 1,000

The matchup with Texas A&M last season on February 16 was the 1,000th game of record played in Memorial Gym, the SEC's oldest basketball facility that opened in the 1952-53 season.

The Commodores have a 785-221 record at the facility, a winning percentage of .780.

SEC Three-Point Leaders

Of the top 20 season 3 pt FG %'s in SEC history, Vanderbilt has 5 of them.

4. Billy McCaffrey (51.2%, 1993)
7. Barry Booker (50.0%, 1987)
- T9. Riley LaChance (48.6%)
12. John Jenkins (48.3%, 2010)
16. Shan Foster (46.9%, 2008).

On the top 20 SEC career 3-point % list with at least 300 attempts, Vanderbilt has six guys.

2. Booker 46%
3. McCaffrey 44.6%
8. Scott Draud 43.8%
8. Jenkins 43.8%
14. Dan Cage 42.6%
19. Foster 42.1%

LaChance made threes at high clip in 2016-17

Riley LaChance, who played the point guard position in 2016-17 and will slide over to his more natural two-guard spot in his senior season, made 48.6% of his three-point attempts last year, which is the third-best in a single-season all-time for the Commodores - only Billy McCaffrey (51.2%, 1992-93) and Barry Booker (50%, 1986-87) have had better seasons from three. LaChance led the SEC in three-point shooting in 2016-17, and his three-point field goal percentage a year ago ties for the ninth-best in SEC history.

Career and Single-Season Lists

Matthew Fisher-Davis is 8th in 3's made in a career with 236. Riley LaChance's 48.6% from three clip in 2016-17 was Vanderbilt's 3rd-best all-time.

More Threes

Making threes is not a new thing for this year's Commodore team. Combined in their career, current players have made 610 career threes.

ABOUT RADFORD

QUICK FACTS

Location Radford, Va.
Founded 1910
Conference Big South
Enrollment 9,401
Nickname Highlanders
Colors Red, Blue, and Gray
Home Arena Dedmon Center (3,215)
Athletics Director Robert Lineburg

Basketball Staff

Head Coach Mike Jones
Career Record: 96-105 (7)
Radford Record: same
Assistant Coaches Ron Jirsa, David Boyden,
 Donny Lind

- ★ Radford enters the game with a 3-2 overall record, with wins over Georgia Southwestern, East Carolina, and James Madison. The Highlanders' two losses came by 10 points on the road at Ohio State and by three at Elon.
- ★ Guard Carlík Jones leads the Highlanders in scoring with 12.8 points per game. Ed Polite, Jr., and Donald Hicks also average double figures with 12.0 and 11.2 points per game, respectively.
- ★ This will be the first ever meeting between the Commodores and Highlanders.

A COMMODORE WIN WOULD...

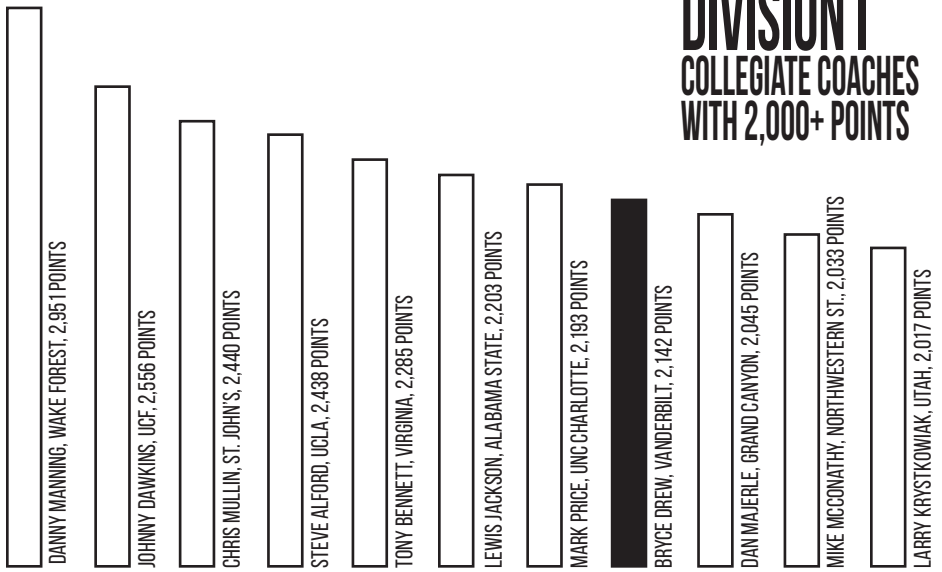
- ★ Move the Commodores to 3-4 on the season and 3-1 in games played at Memorial Gym.
- ★ Be their second win over a Big South opponent this season. Vanderbilt knocked off UNC Asheville on November 17.
- ★ Snap a three-game losing skid.
- ★ Be their first win over Radford.

STAT COMPARISON

	VU	RU
	<i>All</i>	<i>All</i>
Record	2-4	3-2
Scoring Offense	67.0	72.0
Scoring Defense	72.0	71.2
Scoring Margin	-5.0	+0.8
FG%	.395	.418
FG% Defense	.443	.448
3FG%	.303	.375
3FG% Defense	.352	.405
Free Throw %	.736	.692
Rebounding	37.2	36.4
Rebounding Margin	+3.3	+1.6
Turnovers/game	14.2	12.0
Opponent Turnovers	10.5	11.8
Steals	4.3	5.4
Blocks	2.8	4.2



DIVISION I COLLEGIATE COACHES WITH 2,000+ POINTS



CONSENSUS TOP 10 2018 RECRUITING CLASS

Head coach Bryce Drew and his staff have assembled quite the recruiting class for 2018, with the Commodores receiving commitments from two five-star players, Darius Garland and Simi Shittu, and four-star wing player Aaron Nesmith. Most recruiting services have Vanderbilt in the top 10 nationally for their 2018 class. The Commodores, who had only signed one five-star player in the history of the program (John Jenkins, November of 2008), signed Garland and Shittu within a nine-day span.



- ★ Attends Brentwood Academy in Brentwood, Tenn.
- ★ Five-star prospect
- ★ Ranked as the second-best point guard in the 2018 class by most recruiting services.
- ★ Rated the 10th-best prospect in 2018 class by 247sports.com, 11th by ESPN.com and 15th-best prospect by Rivals.com.
- ★ A two-time Mr. Basketball for the state of Tennessee, Garland averaged 23.4 points, 3.9 rebounds and 2.1 steals as a junior at Brentwood Academy, where he helped lead the Eagles to a 30-2 record. -



- ★ Plays at Porter-Gaud High School in Charleston, S.C
- ★ Four-star prospect by most recruiting services
- ★ One of nation's top shooters in class of 2018
- ★ Averaged 19.1 points per game as a junior and led his Cyclone team to two South Carolina Independent School Association state titles as a sophomore and a junior.
- ★ Named the Charleston Post and Courier's Lowcountry player of the year on two different occasions.



- ★ Attends the Vermont Academy but hails from Burlington, Ontario, Canada.
- ★ Five-Star Prospect
- ★ 6th-ranked player in 2018 class by ESPN.com, 8th-ranked player by 247Sports.com and Rivals.com
- ★ This summer, he was named the MVP of the NBPA Top 100 camp with 18.1 points and 7.7 rebounds per game, leading the camp in both categories.

700th SEC Win

Vanderbilt is in its 85th SEC season and is a charter member of the league. The Commodores won their 700th league game at Florida, and all time against current members of the conference, Vanderbilt is 709-693.

1,005

Vanderbilt has made a 3-pointer in 1,005 consecutive games, a streak which began at the inception of the 3-point line in 1986-87. The Commodores rank third only to UNLV and Kentucky for the longest streak in Division I basketball. Vanderbilt, UNLV and Princeton are the only three schools in college basketball to have made at least one 3-pointer in every game played since the 3-point line was implemented.

NBA Commodores

Vanderbilt was one of only three schools (Kentucky, Washington) with two first-round selections in the 2016 NBA Draft when Wade Baldwin IV was drafted 17th by the Memphis Grizzlies and Damian Jones was selected 30th by the Golden State Warriors. Baldwin IV and Jones became the sixth and seventh first-round picks, respectively, in the history of the program, joining Will Perdue in 1988 (11th, Chicago), Jeff Turner in 1984 (7th, New Jersey), Clyde Lee in 1966 (3rd, San Francisco), and John Jenkins (23rd, Atlanta), and Festus Ezeli (30th, Golden State) in 2012. The Commodores have had five NBA Draft selections since 2012.

VU Career 3's Made

PLAYER, YEARS	3FGM	3FGA	PCT.
1. Shan Foster, 2005-08	367	872	.421
2. John Jenkins, 2010-12	306	699	.438
3. Ronnie McMahan, 1992-95	296	774	.382
4. Scott Draud, 1987-88, 90-91	288	657	.438
5. Frank Seckar, 1993-96	278	675	.419
6. Sam Howard, 1998-2002	238	653	.364
7. Barry Booker, 1986-89	246	535	.460
8. M. Fisher-Davis, 2015-	244	613	.398
9. Drew Maddux, 1994-98	226	641	.353
10. Mario Moore, 2003-06	197	559	.352
11. Matt Freije, 2000-04	183	515	.355
11. Rod Odom, 2010-14	183	492	.372


10 or more threes

The Commodores made 10 or more threes for the first time in 2017-18 against USC on Nov. 19. In 2016-17, Vanderbilt made 10 or more threes in 18 games in 2016-17 and were 14-4 in those games.

Newcomers

Vanderbilt welcomes six newcomers to the team in 2017-18 - true freshmen guards Saben Lee (6-2, 174, Tempe, Ariz.) and Maxwell Evans (6-2, 186, Houston, Texas), true freshman big man Ejike Obinna (6-10, 234, Enugu, Nigeria), redshirt sophomore transfers Matt Ryan (6-8, 209 forward, Notre Dame) and Yann Wetzell (6-10, 235 forward/center, St. Mary's (Texas)), and freshman walk-on guard Isaiah Rice (5-11, 189, Carmel, Ind.).

HEAD COACH BRYCE DREW



THE DREW FILE

High School: Valparaiso (Ind.), '94
College: Bachelor of Arts In Sports Management, Valparaiso, '98
Family: Wife, Tara, son Bryson (3)



DREW THROUGH THE YEARS

Year	School	Position	W-L	Conf.	Postseason
2018	Vanderbilt	Head Coach	2-4	-	-
2017	Vanderbilt	Head Coach	19-16	10-8	NCAA First Round
2016	Valparaiso	Head Coach	30-7	16-2	NIT Finals
2015	Valparaiso	Head Coach	28-6	13-3	NCAA Second Round
2014	Valparaiso	Head Coach	18-16	9-7	CollegelInsider.com First Round
2013	Valparaiso	Head Coach	26-8	13-3	NCAA Second Round
2012	Valparaiso	Head Coach	22-12	14-4	NIT First Round
2011	Valparaiso	Assistant Coach	23-12	12-6	CollegelInsider.com First Round
2010	Valparaiso	Assistant Coach	15-17	10-8	-
2009	Valparaiso	Assistant Coach	9-22	5-13	-
2008	Valparaiso	Assistant Coach	22-14	9-9	College Basketball Invite 2nd Rd.
2007	Valparaiso	Assistant Coach	16-15	9-5	-
2006	Valparaiso	Assistant Coach	17-12	8-8	-
2005	Valencia (Spain)	Player	38-14		Champions League Second Round
2004	New Orleans (NBA)	Player	41-41		East 1st round
2003	New Orleans (NBA)	Player	47-35		East 1st round
2002	Charlotte (NBA)	Player	44-38		East Semifinals
2001	Chicago (NBA)	Player	15-67		-
2000	Houston (NBA)	Player	34-48		-
1999	Houston (NBA)	Player	31-19		West 1st round
1998	Valparaiso	Player	23-10	13-3	NCAA Regional Semifinals
1997	Valparaiso	Player	24-7	13-3	NCAA First Round
1996	Valparaiso	Player	22-10	13-5	NCAA First Round
1995	Valparaiso	Player	20-8	14-4	-
Head Coach Totals			145-69	75-27	
Totals at Vanderbilt (Head Coach)			21-20	10-8	
Totals at Valparaiso (Head Coach)			124-49	65-19	
Totals at Valparaiso (Assistant)			102-92	53-49	
Totals at Valparaiso (playing)			89-35	53-15	
Totals as NBA Player			212-248		

3	Three-time Conference Coach of the Year
25	Averaged 25 wins a year in five years at Valparaiso
27	27th coach in Vanderbilt basketball history, and ninth of the modern era.
5	Postseason appearances as a head coach, including three in the NCAA Tournament and two in the NIT.
16	Coached 16 All-Conference honorees.
30	Won 30 games with Valparaiso in 2015-16.
2,142	Career points scored at Valparaiso - the 2nd most in the program's history. He is also the program's leader in 3-pointers made (364) and assists (626).
2	Two-time NABC District 12 Coach of the Year
6	Played six seasons in the NBA... Two with Houston, one with Chicago, and three with Charlotte/New Orleans
1,000	Scored over 1,000 points in his NBA career.
12	Played alongside 12 NBA All-Stars
3	Played with three players named among the Top 50 NBA Players of All Time - Charles Barkley, Hakeem Olajuwon, and Scottie Pippin
18	Has won 18 or more games each season as a head coach.

**VANDERBILT
ATHLETIC COMMUNICATIONS**

INTERVIEW POLICY

Vanderbilt head coach Bryce Drew and selected Vanderbilt players will be available to the media before practice on a weekly basis during the non-conference season, and bi-weekly during the SEC season.

The times for those media sessions will be emailed to media members in advance of those pre-practice interviews.

Media may photograph the first 20 minutes of practice. All practices are closed to the public.

POSTGAME INTERVIEW POLICY

Vanderbilt head coach Bryce Drew will enter the Memorial Gym interview room after the NCAA-mandated 10-minute cooling off period, and after the visiting team makes an appearance in the interview room.

VUCOMMODORES.COM

The official website of Vanderbilt athletics, vucommo- dore.com, includes pregame notes, season statistics, videos of press conferences and meetings with the media, live stats, twitter feeds, and streaming audio and video of everything that is Commodore athletics.

@VANDYMBB

The official Twitter feed of Vanderbilt men's basketball, follow the latest information and get breaking news on Com- modore basketball.

VU QUICK FACTS

Location Nashville, Tenn.
Founded 1873
Conference Southeastern
Enrollment 6,738
Nickname Commodores
Colors Black and Gold
Home Arena Memorial Gymnasium (14,316)
Chancellor Nicholas Zeppos
Vice Chancellor David Williams II
Faculty Rep. Dr. Susan Wentz

Athletic Communications

Men's Basketball SID Andy Boggs
Media Relations Address 2601 Jess Neely Dr.
 Nashville, TN 37212
Office Phone (615) 343-1847
E-Mail Andy.Boggs@Vanderbilt.edu

INS AND OUTS

Career Games Played			
Player	Games	Starts	Cons. Starts
Riley LaChance	109	94	-
Jeff Roberson	106	90	-
Matthew Fisher-Davis	105	65	-
Joe Toye	71	15	1
Larry Austin, Jr.	66	3	1
Djery Baptiste	41	3	-
Payton Willis	40	12	-
Clevon Brown	40	1	1
Maxwell Evans	6	1	1
Saben Lee	6	3	-
Ejike Obinna	6	4	4

Double-Digit Scoring Games			
Player	Career (Record)	'17-18	Cons.
Riley LaChance	61 (41-20)	4 (2-2)	-
M. Fisher-Davis	54 (33-21)	3 (1-2)	-
Jeff Roberson	47 (30-17)	5 (2-3)	1 (0-1)
Joe Toye	12 (6-6)	9 (5-4)	-
Payton Willis	5 (4-1)	5 (4-1)	-
Larry Austin, Jr.	2	1 (0-1)	-
Clevon Brown	1 (1-0)	1 (1-0)	-
Saben Lee	1 (0-1)	1 (0-1)	-
Djery Baptiste	1 (1-0)	1 (1-0)	-

Double-Digit Rebounding Games			
Player	Career	'17-18	Cons.
Jeff Roberson	15 (11-4)	4 (2-2)	1 (0-1)
M. Fisher-Davis	2 (1-1)	1 (0-1)	-

Double-Doubles			
Player	Career	'17-18	Cons.
Jeff Roberson	12 (8-4)	4 (2-2)	1 (0-1)
Matthew Fisher-Davis	2 (1-1)	2 (1-1)	-

SEC PRESEASON POLL

Preseason Media Poll, Pts

- Kentucky
- Florida
- Texas A&M
- Alabama
- Missouri
- Arkansas
- Vanderbilt**
- Georgia
- Auburn
- Ole Miss
- South Carolina
- Mississippi State
- Tennessee
- LSU

First Team All-SEC

- KeVaughn Allen – Florida, G
- Yante Maten – Georgia, F
- Hamidou Diallo – Kentucky, G
- Michael Porter, Jr. – Missouri, F
- Robert Williams – Texas A&M, F

Second Team All-SEC

- Collin Sexton – Alabama, G
- Kevin Knox – Kentucky, F
- Terence Davis – Ole Miss, G
- Deandre Burnett – Ole Miss, G
- Quinnndary Weatherspoon – Mississippi St., G
- Tyler Davis – Texas A&M, C

Matthew Fisher-Davis – Vanderbilt, G/F

SEC Player of the Year (tie): Yante Maten – Georgia, Michael Porter, Jr. – Missouri, Robert Williams – Texas A&M

2017-18 TRENDS

Winning Opening Tip	1-3
Losing Opening Tip	1-1
VU Scores First	1-1
Opponent Scores First	1-3
Leading at Halftime	1-1
Trailing at Halftime	1-3
Tied at Halftime	0-0
Leading with Five Minutes Remaining	2-1
Trailing with Five Minutes Remaining	0-3
Tied with Five Minutes Remaining	0-0
Leading with Two Minutes Remaining	2-0
Trailing with Two Minutes Remaining	0-4
Tied with Two Minutes Remaining	0-0
Overtime	0-1
Games Decided by Three Points or Less	1-0
Games Decided by 4-10 Points	0-2
Games Decided by 11-20 Points	1-1
Games Decided by 21-plus Points	0-1
VU Shoots 50% or Better	0-1
VU Shoots 40% or Better	2-1
VU Shoots Lower Than 40%	0-3
Opponent Shoots 50% or Better	0-0
Opponent Shoots 40% or Better	2-4
Opponent Shoots Lower Than 40%	0-0
VU Outshoots Opponent	2-1
VU Outshot by Opponent	0-3
Shoot Same Percentage	0-0
VU Scores 70 Points or More	2-1
VU Scores Less Than 70 Points	0-3
VU Scores 80 Points or More	0-1
VU Scores 90 Points or More	0-0
Opponent Scores 70 Points or More	1-2
Opponent Scores Less Than 70 Points	1-2
Opponent Scores 80 Points or More	0-1
Opponent Scores 90 Points or More	0-1
Makes More 3-Pointers Than Opponent	1-0
Makes Fewer 3-Pointers Than Opponent	1-4
3-Pointers are Equal	0-0
Outrebounds Opponent	1-3
Outrebounded by Opponent	1-1
Rebounds are Equal	0-0
Playing on National TV	0-3
Playing on Regional TV	0-0
Online Only	2-1
Playing on Weekday	2-3
Playing on Weekend	0-1
Game Tips Before 6 p.m. CT (afternoons)	0-1
Game Tips After 6 p.m. CT (evenings)	2-3
In White Uniforms	2-1
In Gold Uniforms	0-1
In Black Uniforms	0-2
In Grey Uniforms	0-0
In November	2-4
In December	0-0
In January	0-0
In February	0-0
In March	0-0
Home	2-1
Neutral	0-2
Away	0-1
Conferences	
vs. Non-Conference	2-4
Ohio Valley Conference	1-1
Big South Conference	1-0
Pac 12	0-1
ACC	0-1
Big East	0-1
Vs. SEC	0-0
Lineups	
Lee, LaChance, Fisher-Davis, Roberson, Obinna	1-2
Austin, Jr., LaChance, Toye, Roberson, Baptiste	1-0
Austin, Jr., Fisher-Davis, Roberson, LaChance, Baptiste	1-0
Austin, Jr., Evans, Toye, Brown, Obinna	0-1



LAST TIME OUT

BOX SCORE VS. SETON HALL



Official Basketball Box Score -- Game Totals -- Final Statistics
Vanderbilt vs Seton Hall
 11/24/17 10:00 PM at Barclays Center - Brooklyn, N.Y.



Vanderbilt 59 • 2-4

##	Player	f	Total			3-Ptr			Rebounds			PF	TP	A	TO	Blk	Stl	Min
			FG-FGA	FG-FGA	FT-FTA	FG-FGA	FG-FGA	FT-FTA	Off	Def	Tot							
15	BROWN, Clevon	f	1-3	0-2	0-0	0	0	0	1	2	0	1	1	0	11			
50	OBINNA, Ejike	f	3-3	0-0	3-5	2	3	5	4	9	0	0	1	0	20			
02	TOYE, Joe	g	2-3	0-1	2-2	1	2	3	2	6	0	3	0	0	13			
03	AUSTIN, JR., Larry	g	0-3	0-1	0-0	0	1	1	3	0	2	3	0	0	16			
10	EVANS, Maxwell	g	1-5	0-2	0-0	0	2	2	0	2	0	0	0	0	16			
00	LEE, Saben		3-10	1-2	1-1	1	0	1	2	8	4	0	0	0	26			
05	FISHER-DAVIS, M.		2-9	0-5	0-0	2	6	8	3	4	0	1	0	2	24			
11	ROBERSON, Jeff		5-10	2-5	8-8	2	11	13	3	20	0	3	0	0	31			
12	BAPTISTE, Djery		0-1	0-0	2-2	0	2	2	5	2	0	2	0	0	15			
13	LACHANCE, Riley		2-9	2-6	0-0	1	1	2	1	6	1	1	0	0	28			
Team						2	0	2										
Totals			19-56	5-24	16-18	11	28	39	24	59	7	16	2	2	200			

FG % 1st Half: 13-27 48.1% 2nd half: 6-29 20.7% Game: 19-56 33.9%
 3FG % 1st Half: 5-12 41.7% 2nd half: 0-12 0.0% Game: 5-24 20.8%
 FT % 1st Half: 1-3 33.3% 2nd half: 15-15 100.0 Game: 16-18 88.9%

Deadball Rebounds 1,2

Seton Hall 72 • 5-1

##	Player	f	Total			3-Ptr			Rebounds			PF	TP	A	TO	Blk	Stl	Min
			FG-FGA	FG-FGA	FT-FTA	FG-FGA	FG-FGA	FT-FTA	Off	Def	Tot							
14	SANOGO, Ismael	f	1-3	0-1	2-2	1	7	8	3	4	1	0	4	1	26			
31	DELGADO, Angel	c	5-9	0-0	5-9	0	8	8	3	15	1	3	0	1	29			
00	CARRINGTON, Khadeen	g	0-5	0-1	1-3	0	3	3	0	1	3	1	0	0	30			
13	POWELL, Myles	g	4-10	1-7	2-2	0	2	2	1	11	1	1	0	1	29			
20	RODRIGUEZ, Desi	g	12-21	1-6	2-6	2	3	5	3	27	0	0	0	0	32			
01	NZEI, Michael		3-4	0-0	2-2	3	1	4	1	8	0	2	0	0	13			
04	GORDON, Eron		0-0	0-0	0-0	0	1	1	1	0	4	0	0	1	11			
21	REYNOLDS, Shavar		1-1	1-1	0-0	0	0	0	1	3	0	0	0	0	0+			
22	CALE, Myles		0-3	0-1	0-0	0	0	0	0	0	0	0	0	0	18			
23	MAMUKELASHVILI, S.		1-1	1-1	0-0	1	0	1	3	3	0	1	1	0	12			
25	FLORY, Philip		0-1	0-0	0-0	0	0	0	0	0	0	0	0	0	0+			
Team						1	0	1										
Totals			27-58	4-18	14-24	8	25	33	16	72	10	9	5	4	200			

FG % 1st Half: 13-28 46.4% 2nd half: 14-30 46.7% Game: 27-58 46.6%
 3FG % 1st Half: 1-9 11.1% 2nd half: 3-9 33.3% Game: 4-18 22.2%
 FT % 1st Half: 4-6 66.7% 2nd half: 10-18 55.6% Game: 14-24 58.3%

Deadball Rebounds 3,2

Officials: Don Daily, Earl Walton, Nate Farrell
 Technical fouls: Vanderbilt-None. Seton Hall-None.
 Attendance: 3952
 2017 NIT Season Tip-Off - Third-Place Game

Score by periods	1st	2nd	Total
Vanderbilt	32	27	59
Seton Hall	31	41	72

	Points	In Paint	Off T/O	2nd Chance	Fast Break	Bench
VU	26	6	9	4	40	
HALL	36	17	13	6	14	

RECAP

BROOKLYN, N.Y. - Number-20 ranked Seton Hall outscored the Commodores 41 to 27 in the second half to come away with a 72-59 victory over Vanderbilt in the third-place game of the NIT Season Tip-Off at the Barclays Center in Brooklyn, N.Y.

Vanderbilt led 32-31 at the break, but the Pirates clamped down on the defensive end of the floor in the second half, beginning the half on an 11-2 run and now allowing a Commodore second-half field goal until the 11:45 mark with Ejike Obinna put home a two-handed slam.

Senior forward Jeff Roberson led the Commodores with 20 points and 13 rebounds, while freshman Ejike Obinna scored a career-high nine points.

Seton Hall was led by Desi Rodriguez, who scored 27 points in the win for the Pirates.

"I think the biggest thing is that we didn't make shots, we were 0-12 from three in the second half," said Vanderbilt head coach Bryce Drew. "If I could go back and write that over, I would take those shots all day. We still had the lead going into half and I thought we were getting good shots. They came out, hit a couple of baskets to start second half. We did a really good job in the first half; in second half we didn't come out with same intensity and didn't really recover as far as making shots."

The Commodores return to action on Tuesday night when they welcome Radford to Memorial Gym for a 7 p.m. CT tip. The game will be televised on the SEC Network.



Official Basketball Box Score -- Game Totals -- Final Statistics
Virginia vs Vanderbilt
 11/23/17 4:00 pm at Barclays Center (Brooklyn, N.Y.)



Virginia 68 • 5-0

##	Player	Total		3-Ptr		Rebounds			PF	TP	A	TO	Blk	Stl	Min
		FG-FGA	FG-FGA	FT-FTA	Off	Def	Tot								
21	WILKINS, Isaiah	f	4-6	0-0	0-0	1	2	3	2	8	3	0	4	1	25
33	SALT, Jack	c	1-2	0-0	0-0	3	6	9	2	2	0	0	1	0	21
00	HALL, Devon	g	1-4	1-1	0-0	0	5	5	3	3	3	0	0	0	19
05	GUY, Kyle	g	7-16	4-7	0-0	1	3	4	1	18	3	2	0	0	26
11	JEROME, Ty	g	5-9	4-7	0-0	0	1	1	0	14	5	0	0	1	25
02	BARTLEY, Justice	g	0-0	0-0	0-0	0	0	0	0	0	0	0	0	0	2
10	GROSS JR, Trevon	g	0-0	0-0	0-0	0	0	0	0	0	0	0	0	0	2
12	HUNTER, DeAndre	g	1-6	0-2	2-2	0	2	2	4	4	2	3	2	0	16
23	JOHNSON, Nigel	g	2-7	1-3	0-1	0	5	5	1	5	4	1	0	1	23
24	ANTHONY, Marco	g	0-1	0-0	0-0	0	1	1	0	0	0	1	0	0	7
25	DIAKITE, Mamadi	g	5-7	0-0	2-3	0	5	5	3	12	0	0	1	0	25
30	HUFF, Jay	g	0-1	0-1	0-0	0	1	1	1	0	1	0	0	0	7
45	KATSTRA, Austin	g	1-1	0-0	0-0	0	1	1	0	2	0	0	0	0	2
	Team					2	3	5							
	Totals		27-60	10-21	4-6	7	35	42	17	68	21	7	8	3	200

FG % 1st Half: 17-32 53.1% 2nd half: 10-28 35.7% Game: 27-60 45.0% Deadball Rebounds 0
 3FG % 1st Half: 7-12 58.3% 2nd half: 3-9 33.3% Game: 10-21 47.6%
 FT % 1st Half: 2-3 66.7% 2nd half: 2-3 66.7% Game: 4-6 66.7%

Vanderbilt 42 • 2-3

##	Player	Total		3-Ptr		Rebounds			PF	TP	A	TO	Blk	Stl	Min
		FG-FGA	FG-FGA	FT-FTA	Off	Def	Tot								
05	FISHER-DAVIS, M.	f	3-9	2-4	3-6	1	2	3	4	11	1	0	0	0	24
11	ROBERSON, Jeff	f	1-7	0-4	4-4	0	3	3	0	6	1	2	0	0	24
50	OBINNA, Ejike	c	1-4	0-0	3-3	1	6	7	2	5	0	1	0	0	20
00	LEE, Saben	g	0-7	0-2	0-0	1	0	1	0	0	0	1	1	1	20
13	LACHANCE, Riley	g	0-3	0-1	0-0	0	1	1	1	0	0	0	0	0	22
01	WILLIS, Payton	g	0-2	0-2	0-0	0	1	1	1	0	1	1	0	0	12
02	TOYE, Joe	g	1-6	0-1	0-0	0	2	2	0	2	1	0	0	1	12
03	AUSTIN, JR., Larry	g	2-6	0-0	1-2	2	3	5	2	5	0	1	0	1	21
10	EVANS, Maxwell	g	2-4	1-2	0-0	1	3	4	1	5	2	2	0	1	13
12	BAPTISTE, Djery	g	1-1	0-0	3-4	1	5	6	1	5	0	0	1	0	20
15	BROWN, Clevon	g	1-3	1-2	0-0	0	2	2	1	3	1	0	0	0	12
	Team					1	0	1							
	Totals		12-52	4-18	14-19	8	28	36	13	42	7	9	2	4	200

FG % 1st Half: 6-23 26.1% 2nd half: 6-29 20.7% Game: 12-52 23.1% Deadball Rebounds 2
 3FG % 1st Half: 2-6 33.3% 2nd half: 2-12 16.7% Game: 4-18 22.2%
 FT % 1st Half: 3-5 60.0% 2nd half: 11-14 78.6% Game: 14-19 73.7%

Officials: Ed Corbett, Don Daily, Nate Farrell
 Technical fouls: Virginia-None. Vanderbilt-None.
 Attendance:

Score by periods			
	1st	2nd	Total
Virginia	43	25	68
Vanderbilt	17	25	42

	Points	In Paint	Off T/O	2nd Chance	Fast Break	Bench
VA	18	10	7	6	23	
VU	12	6	2	4	20	Lead changed - 0 times.

Last FG - VA 2nd-00:42, VU 2nd-01:08.
 Largest lead - VA by 39 2nd-08:47, VU None.



Official Basketball Box Score -- Game Totals -- Final Statistics
Vanderbilt vs Seton Hall
 11/24/17 10:00 PM at Barclays Center - Brooklyn, N.Y.



Vanderbilt 59 • 2-4

##	Player	Total		3-Ptr		Rebounds			PF	TP	A	TO	Blk	Stl	Min
		FG-FGA	FG-FGA	FT-FTA	Off	Def	Tot								
15	BROWN, Clevon	f	1-3	0-2	0-0	0	0	0	1	2	0	1	1	0	11
50	OBINNA, Ejike	f	3-3	0-0	3-5	2	3	5	4	9	0	0	1	0	20
02	TOYE, Joe	g	2-3	0-1	2-2	1	2	3	2	6	0	3	0	0	13
03	AUSTIN, JR., Larry	g	0-3	0-1	0-0	0	1	1	3	0	2	3	0	0	16
10	EVANS, Maxwell	g	1-5	0-2	0-0	0	2	2	0	2	0	0	0	0	16
00	LEE, Saben	g	3-10	1-2	1-1	1	0	1	2	8	4	0	0	0	26
05	FISHER-DAVIS, M.	g	2-9	0-5	0-0	2	6	8	3	4	0	1	0	2	24
11	ROBERSON, Jeff	g	5-10	2-5	8-8	2	11	13	3	20	0	3	0	0	31
12	BAPTISTE, Djery	g	0-1	0-0	2-2	0	2	2	5	2	0	2	0	0	15
13	LACHANCE, Riley	g	2-9	2-6	0-0	1	1	2	1	6	1	1	0	0	28
	Team					2	0	2							
	Totals		19-56	5-24	16-18	11	28	39	24	59	7	16	2	2	200

FG % 1st Half: 13-27 48.1% 2nd half: 6-29 20.7% Game: 19-56 33.9% Deadball Rebounds 1,2
 3FG % 1st Half: 5-12 41.7% 2nd half: 0-12 0.0% Game: 5-24 20.8%
 FT % 1st Half: 1-3 33.3% 2nd half: 15-15 100.0% Game: 16-18 88.9%

Seton Hall 72 • 5-1

##	Player	Total		3-Ptr		Rebounds			PF	TP	A	TO	Blk	Stl	Min
		FG-FGA	FG-FGA	FT-FTA	Off	Def	Tot								
14	SANOGO, Ismael	f	1-3	0-1	2-2	1	7	8	3	4	1	0	4	1	26
31	DELRADO, Angel	c	5-9	0-0	5-9	0	8	8	3	15	1	3	0	1	29
00	CARRINGTON, Khadeen	g	0-5	0-1	1-3	0	3	3	0	1	3	1	0	0	30
13	POWELL, Myles	g	4-10	1-7	2-2	0	2	2	1	11	1	1	0	1	29
20	RODRIGUEZ, Desi	g	12-21	1-6	2-6	2	3	5	3	27	0	0	0	0	32
01	NZEI, Michael	g	3-4	0-0	2-2	3	1	4	1	8	0	2	0	0	13
04	GORDON, Eron	g	0-0	0-0	0-0	0	1	1	1	0	4	0	0	1	11
21	REYNOLDS, Shavar	g	1-1	1-1	0-0	0	0	0	1	3	0	0	0	0	0+
22	CALE, Myles	g	0-3	0-1	0-0	0	0	0	0	0	0	0	0	0	18
23	MAMUKELASHVILI, S.	g	1-1	1-1	0-0	1	0	1	3	3	0	1	1	0	12
25	FLORY, Philip	g	0-1	0-0	0-0	0	0	0	0	0	0	0	0	0	0+
	Team					1	0	1							
	Totals		27-58	4-18	14-24	8	25	33	16	72	10	9	5	4	200

FG % 1st Half: 13-28 46.4% 2nd half: 14-30 46.7% Game: 27-58 46.6% Deadball Rebounds 3,2
 3FG % 1st Half: 1-9 11.1% 2nd half: 3-9 33.3% Game: 4-18 22.2%
 FT % 1st Half: 4-6 66.7% 2nd half: 10-18 55.6% Game: 14-24 58.3%

Officials: Don Daily, Earl Walton, Nate Farrell
 Technical fouls: Vanderbilt-None. Seton Hall-None.
 Attendance: 3952
 2017 NIT Season Tip-Off - Third-Place Game

Score by periods			
	1st	2nd	Total
Vanderbilt	32	27	59
Seton Hall	31	41	72

	Points	In Paint	Off T/O	2nd Chance	Fast Break	Bench
VU	36	6	9	4	40	
HALL	36	17	13	6	14	Lead changed - 2 times.

Last FG - VU 2nd-00:42, HALL 2nd-00:01.
 Largest lead - VU by 5 1st-04:27, HALL by 17 2nd-03:30.
 VU led for 05:29. HALL led for 32:30. Game was tied for 01:33.



2017-18 Roster

No.	Name	Pos.	Ht.	Wt.	Cl.-Yr	Hometown (Previous School)
0	Saben Lee	G	6-2	174	Fr. - 1st	Phoenix, Ariz. (Corona Del Sol)
1	Payton Willis	G	6-4	186	So. - 2nd	Fayetteville, Ark. (Fayetteville)
2	Joe Toye	G/F	6-7	206	Jr. - 3rd	Chicago, Ill. (Whitney Young)
3	Larry Austin, Jr.	G	6-2	182	R-Jr. - 4th	Springfield, Ill. (Xavier University/Lanphier)
4	Yanni Wetzell	F/C	6-10	235	R-So. - 3rd	Auckland, N.Z. (St. Mary's (Texas)/Westlake Boys)
5	Matthew Fisher-Davis	G	6-5	186	Sr. - 4th	Charlotte, N.C. (Butler)
10	Maxwell Evans	G	6-2	186	Fr. - 1st	Houston, Texas (Bellaire)
11	Jeff Roberson	F	6-6	220	Sr. - 4th	Houston, Texas (The Kinkaid School)
12	Djery Baptiste	C	6-10	235	R-So. - 3rd	Gonaives, Haiti (Prestonwood Christian (Texas))
13	Riley LaChance	G	6-2	185	Sr. - 4th	Brookfield, Wis. (Brookfield Central)
14	Isaiah Rice	G	5-11	189	Fr. - 1st	Indianapolis, Ind. (Park Tudor)
15	Clevon Brown	F	6-8	233	So. -2nd	San Antonio, Texas (Churchill)
32	Matt Ryan	F	6-8	209	R-So. - 3rd	Cortlandt Manor, N.Y. (Notre Dame/Iona Prep)
50	Ejike Obinna	F/C	6-10	234	Fr. - 1st	Enugu, Nigeria (Virginia Academy (Va.))

COACHING STAFF

Head Coach..... **Bryce Drew** (Valparaiso, 1998) - 2nd
 Associate Head Coach..... **Roger Powell** (Illinois, 2005) - 2nd
 Assistant Coach..... **Jake Diebler** (Valparaiso, 2009) - 2nd
 Assistant Coach..... **Casey Shaw** (Toledo, 1998) - 2nd
 Director of Scouting..... **Luke Simons** (Purdue, 2005) - 2nd
 Director of Operations..... **Matt Olinger** (Liberty, 2007) - 2nd
 Director of Recruiting/Player Personnel ... **Arte Culver** (Rice, 2006) - 1st

SUPPORT STAFF

Athletic Communications Dir. **Andy Boggs** (Florida State, 1998)
 Academic Support.... **Max-Maurice Martin** (South Carolina St, 1991)
 Athletic Trainer..... **Shannon Gordon** (Indiana State, 1992)
 Strength and Conditioning..... **Jeremy Anderson** (Liberty, 2011)

PRONUNCIATION GUIDE

Djery Baptiste..... **Jerry - Bap-TEEST**
 Clevon Brown..... **CLEE-von**
 Jake Diebler..... **DEEB-ler**
 Ejike Obinna..... **EEH-Je-KAY Oh-Bean-a**
 Jeff Roberson..... **ROE-ber-son**
 Joe Toye..... **TOY**

ROSTER BY CLASS

Seniors (3)

Matthew Fisher-DavisCharlotte, N.C.
Riley LaChanceBrookfield, Wisc.
Jeff RobersonHouston, Texas

Juniors (2)

Larry Austin, Jr.Springfield, Ill.
Joe ToyeChicago, Ill.

Sophomores (5)

Djery BaptisteGonaives, Haiti
Clevon BrownSan Antonio, Texas
Matt RyanCortlandt Manor, N.Y.
Yanni WetzellAuckland, N.Z.
Payton WillisFayetteville, Ark.

Freshman (4)

Maxwell EvansHouston, Texas
Saben LeePhoenix, Ariz.
Ejike ObinnaEnugu, Nigeria
Isaiah RiceIndianapolis, Ind.



MEMORIAL MAGIC - THE HOME TO VANDERBILT HOOPS SINCE 1952

HISTORIC MEMORIAL GYMNASIUM IN 66TH SEASON

Storied Memorial Gymnasium is in its 66th season as the host venue of Vanderbilt basketball. The SEC's most historic hoops setting has played host to more than 950 men's contests as well as the 1984 and 1991 SEC Tournaments and 40 men's and women's NCAA Tournament contests (since the early 1980s).

As the oldest gymnasium in the SEC, Memorial Gymnasium is renown for its end zone benches, raised floor and unique atmosphere. It was dedicated in 1952 as a memorial to all Vanderbilt men and women who served in World War II. It was built by the late master architect Edwin Keeble, who was commissioned to build a combination gymnasium/concert hall.

.781	All-time winning percentage at Memorial Gym (785-221).
.896	Winning percentage against non-conference opponents since 1990 (209-25).
6	Undeclared seasons at home.

Winningest Coaches at Memorial Gymnasium

Coach	Yrs	Record
1. Kevin Stallings (2000-16)	17	226-65
2. Roy Skinner (1959, 1962-76)	16	181-41
3. Bob Polk (1948-58, 1960-61)	8	96-15
4. C.M. Newton (1982-89)	8	91-37
5. Jan van Breda Kolff (1994-99)	6	75-20
6. Eddie Fogler (1990-93)	4	54-12

Coach Drew at Memorial Gymnasium

Coach	Yr	Record
Bryce Drew	2016-17	11-5
	2017-18	2-1

ANNUAL ATTENDANCE FIGURES

Year	All Games	Attendance	Average	NCAA Rank	SEC Games	SEC Attendance	Average
2017-18	3	24,931	8,314	-	-	-	-
2016-17	16	154,169	9,636	45	9	92,645	10,294
2015-16	16	178,167	11,135	36	9	107,318	11,924
2014-15	19	168,377	8,862	51	9	88,830	9,870
2013-14	16	152,539	9,534	45	9	92,455	10,273
2012-13	15	159,557	10,637	36	9	100,986	11,221
2011-12	18	246,561	13,698	18	8	112,368	14,046
2010-11	17	234,632	13,802	18	8	114,346	14,293
2009-10	16	217,965	13,623	21	8	113,539	14,192
2008-09	17	225,686	13,276	25	8	112,833	14,104
2007-08	19	254,954	13,418	22	8	113,713	14,214
2006-07	17	204,511	12,030	31	8	109,043	13,630
2005-06	16	195,159	12,197	24	8	108,258	13,532
2004-05 [^]	19	191,678	10,088	43	8	105,357	13,170
2003-04	17	192,301	11,312	33	8	106,990	13,374
2002-03	16	153,123	9,570	46	8	96,906	12,113
2001-02	17	150,325	8,843	50	8	93,873	11,734
2000-01	19	186,468	9,814	45	8	102,055	12,757
1999-00*	18	197,770	10,987	30	8	106,741	13,343
1998-99	16	192,538	12,034	26	8	106,128	13,266
1997-98	16	213,974	13,373	21	8	117,819	14,727
1996-97	16	207,771	12,986	25	8	120,214	15,027
1995-96	18	226,354	12,575	28	8	112,996	14,125
1994-95	13	183,042	14,080	17	8	118,932	14,867
1993-94	16	223,997	14,000	15	8	121,345	15,168
1992-93	14	212,156	15,154	11	8	122,536	15,317
1991-92	17	210,585	12,387	29	8	115,104	14,388
1990-91	16	214,638	13,415	19	9	133,482	14,831
1989-90	19	259,992	13,684	18	9	136,136	15,126
1988-89	15	224,657	14,977	13	9	137,212	15,246
1987-88	16	223,747	13,984	14	9	138,393	15,377
1986-87	17	226,343	13,314	14	9	130,854	14,539
1985-86	15	200,806	13,387	14	9	128,059	14,229
1984-85	16	194,390	12,149	17	9	122,514	13,613
1983-84	18	249,292	13,850	10	9	135,546	15,050
1982-83	17	237,584	13,976	9	9	135,418	15,046
1981-82	14	202,225	14,445	9	9	131,699	14,633
1980-81	15	227,478	15,165	9	9	136,436	15,160
1979-80	15	228,029	15,202	5	9	138,754	15,417
1978-79	14	215,330	15,380	5	9	139,930	15,547
1977-78	14	207,375	14,813	5	9	134,232	14,915
1976-77	15	211,966	14,131	4	9	149,108	16,568
1975-76	13	180,901	13,915	-	9	135,375	15,042
1974-75	12	178,527	14,877	-	9	134,304	14,923
1973-74	12	182,728	15,227	-	9	140,252	15,584
1972-73	12	173,567	14,464	-	9	131,193	14,577
1971-72	12	156,778	13,065	-	9	120,172	13,352
1970-71	12	170,634	14,220	-	9	130,260	14,473
1969-70	12	176,763	14,730	-	9	135,745	14,861
1968-69	12	126,896	10,575	-	9	95,300	10,589
1967-68	12	129,722	10,810	-	9	96,274	10,697
1966-67	12	105,492	8,791	-	9	79,173	8,797
1965-66	12	106,022	8,835	-	9	62,368	8,910
1964-65	12	98,821	8,235	-	9	65,712	8,214
1963-64	12	84,827	7,069	-	6	35,684	5,947
1962-63	12	75,261	6,272	-	6	46,183	6,598
1961-62	13	73,640	5,665	-	8	47,357	5,920
1960-61	13	74,187	5,707	-	7	45,549	6,507
1959-60	14	76,199	5,443	-	8	46,064	5,758

[^] First year capacity increased from 14,168 to 14,316; * First year capacity decreased from 15,311 to 14,168



VANDERBILT BASKETBALL QUICK HITTERS

- This is the 115th year of Vanderbilt basketball, with the first season taking place in 1900-01. There were no teams in 1904-05 and 1905-06.
- The Commodores have been named to 15 NCAA Tournaments and 12 NIT's. Vanderbilt advanced to the Elite 8 in 1965 (field of 23), and the Sweet 16 in 1988, 1993, 2004, and 2007. The Commodores captured the NIT Championship in 1990 and finished runner-up in 1994.
- The Commodores are a charter member of the SEC, with the 2017-18 season being the 85th year in the conference.
- Vanderbilt is the only private institution in the SEC with the lowest enrollment of any of the 14 schools (6,738).
- Vanderbilt's Perry Wallace became the first African-American scholarship basketball player in the SEC when he took the court in 1967.
- The Commodores have 47 career 1,000-point scorers, with Shan Foster (2004-08) the all-time leading scorer with 2,011 career points.
- Vanderbilt has had 12 All-Americans since 1950. They are: Billy Joe Adcock (1950), Clyde Lee (1965), Tom Hagan (1969), Jan van Breda Kolff (1974), Will Perdue (1988), Billy McCaffrey (1993), Dan Langhi (2000), Matt Freije (2004), Derrick Byars (2007), Shan Foster (2008), and John Jenkins (2011).
- Vanderbilt had two players selected in the 2016 NBA Draft - Wade Baldwin IV, Memphis, 17th pick and Damian Jones, Golden State 30th pick - one of only three schools with two or more players drafted in the first round. In all, 37 Vanderbilt players have been selected in the NBA Draft since 1950.
- The Commodores had three players drafted in the first 31 picks of the 2012 NBA Draft - John Jenkins, Atlanta, 23rd pick, Festus Ezeli, Golden State, 30th pick, Jeffery Taylor, Charlotte, 31st pick - the most by the Commodores in one draft.
- The Commodores ended a 61-year SEC Tournament drought in 2012 by claiming the tournament championship in New Orleans, the team's first SEC tournament championship since 1951.
- Kevin Stallings is the winningest coach in Vanderbilt history with 322 total victories (17 years, 322-220).
- All three of the university's top all-time scorers played for Kevin Stallings (Foster, Jeffery Taylor, Matt Freije). John Jenkins, who is 10th on the list, also played for him.
- Vanderbilt's intercollegiate athletics teams are nicknamed the Commodores, in honor of the nickname given to founder Cornelius Vanderbilt, who made his fortune in shipping. Vanderbilt donated \$1 million to begin "Central University" in 1875 - the campus was later renamed for Cornelius because of his generosity. Cornelius never stepped foot on the campus that bears his namesake.

SEC STANDINGS

2017-18 SEC STANDINGS

	SEC	Pct.	All	Pct.
Miss. State	0-0	.000	5-0	1.000
Texas A&M	0-0	.000	6-0	1.000
Kentucky	0-0	.000	6-1	.857
Alabama	0-0	.000	5-1	.833
Arkansas	0-0	.000	5-1	.833
Florida	0-0	.000	5-1	.833
Georgia	0-0	.000	5-1	.833
Auburn	0-0	.000	4-1	.800
Ole Miss	0-0	.000	4-1	.800
South Carolina	0-0	.000	4-1	.800
Tennessee	0-0	.000	4-1	.800
Missouri	0-0	.000	5-2	.714
LSU	0-0	.000	3-2	.600
Vanderbilt	0-0	.000	2-4	.333

SEC STATS

VU TEAM SEC RANKINGS (11/27)

Category	Rank	Pct.
Scoring	14th	(67.0)
Scoring Defense	9th	(72.0)
Scoring Margin	14th	(-5.0)
FT%	5th	(.736)
FG%	14th	(.395)
FG% Defense	13th	(.443)
3FG%	13th	(.303)
3FG% Defense	12th	(.352)
3FG Made	11th	(6.7)
Rebound Margin	10th	(+3.3)
Blocks	14th	(2.8)
Assists	14th	(10.8)
Steals	14th	(4.3)
Turnover Margin	13th	(-3.7)
Assist/TO Ratio	14th	(0.8)

VU INDIVIDUAL SEC RANKINGS (11/27)

Player	Rank	Pct.
Matthew Fisher-Davis	Total	
FT%	6th	(.947)
Jeff Roberson	Total	
Rebounding	2nd	(9.3)
FT%	5th	(.941)
Def. Rebounding	1st	(7.2)
Minutes Played	2nd	(34.0)
Riley LaChance	Total	
3FG%	9th	(.467)
Minutes Played	T-7th	(30.5)

2016-17 ALL-SEC TEAMS

FIRST TEAM ALL-SEC

- KeVaughn Allen, Florida
- J.J. Frazier, Georgia
- Yante Maten, Georgia
- De'Aaron Fox, Kentucky
- Malik Monk, Kentucky
- Sebastian Saiz, Ole Miss
- Sindarius Thornwell, South Carolina
- Luke Kornet, Vanderbilt**

SECOND TEAM ALL-SEC

- Moses Kingsley, Arkansas
- Kasey Hill, Florida
- Bam Adebayo, Kentucky
- Antonio Blakeney, LSU
- Quinnndary Weatherspoon, Miss State
- Robert Hubbs III, Tennessee
- Tyler Davis, Texas A&M
- Robert Williams, Texas A&M

ALL-FRESHMAN TEAM

- Braxton Key, Alabama
- Mustapha Heron, Auburn
- Bam Adebayo, Kentucky
- De'Aaron Fox, Kentucky
- Malik Monk, Kentucky
- Lamar Peters, Mississippi St.
- Grant Williams, Tennessee
- Robert Williams, Texas A&M

ALL-DEFENSIVE TEAM

- Moses Kingsley, Arkansas
- Kasey Hill, Florida
- Sindarius Thornwell, South Carolina
- Robert Williams, Texas A&M
- Luke Kornet, Vanderbilt**

COACH OF THE YEAR

- Mike White, Florida

PLAYER OF THE YEAR

- Sindarius Thornwell, South Carolina

SCHOLAR ATHLETE OF THE YEAR

- Luke Kornet, Vanderbilt**

FRESHMAN OF THE YEAR

- Malik Monk, Kentucky

SIXTH MAN OF THE YEAR

- Canyon Barry, Florida

DEFENSIVE PLAYER OF THE YEAR

- Robert Williams, Texas A&M



THE LAST TIME...

VANDERBILT INDIVIDUALS

Scoring:

Scored 25 points – Matthew Fisher-Davis (25), at Dayton, 12/21/2016
Scored 30 points – Matthew Fisher-Davis (31), vs. USC, 11/19/2017
Scored 35 points – Billy McCaffrey (35), vs. Georgia, 2/24/1993
Scored 40 points – Shan Foster (42) vs. Mississippi State, 3/5/2008

Two Players Had 20 Points –

Luke Kornet (21), Nolan Cressler (20) vs. Iowa State, 1/28/2017

Three Players Had 20 Points –

Derrick Byars (28), Shan Foster (21) and Ross Neltner (20) vs. Toledo, 12/2/2006

Scored 20 Points in Two Straight Games –

Luke Kornet at Kentucky (21) 2/28/17, vs. Florida (24), 3/4/17

Scored 20 Points in Three Straight Games –

Matthew Fisher-Davis at Dayton (25), 12/21/16, at LSU (23) 12/29/16, vs. Auburn (33), 1/4/2017

Scored 20 Points in Four Straight Games –

John Jenkins vs. Monmouth (25), 11/25/11, vs. Xavier (20), 11/28/11, at Louisville (27), 12/2/2011, at Davidson (22), 12/7/2011

Scored 20 Points in Five Straight Games –

Shan Foster vs. Georgia (29), 2/23/2008; vs. Tennessee (32), 2/26/2008; at Arkansas (22), 3/1/2008; vs. Mississippi State (42), 3/5/2008; at Alabama (21), 3/8/2008

Scored 20 Points in Six Straight Games –

Shan Foster vs. Georgia (29), 2/23/2008; vs. Tennessee (32), 2/26/2008; at Arkansas (22), 3/1/2008; vs. Mississippi State (42), 3/5/2008; at Alabama (21), 3/8/2008; vs. Auburn (26), 3/13/2008

Five Players Scored in Double Figures –

Jeff Roberson (15), Luke Kornet (13), Matthew Fisher-Davis (13), Nolan Cressler (11), Riley LaChance at Tennessee, 2/22/2017

Seven Players Scored in Double Figures –

Damian Jones (10), Wade Baldwin IV (20), Riley LaChance (10), Nolan Cressler (14), Joe Toye (10), Matthew Fisher-Davis (12), Josh Henderson (11), vs. Detroit (12/2/15)

Four Players with 15 or more points –

Jeff Roberson (19), Matthew Fisher-Davis (19), Riley LaChance (19), Luke Kornet (16) vs. Kentucky, 1/10/2017

Double-Doubles:

Double-Double – Jeff Roberson (20 points, 13 rebounds) vs. Seton Hall, 11/24/2017
20-10 game – Jeff Roberson (20 points, 13 rebounds) vs. Seton Hall, 11/24/2017
30-10 game – Matthew Fisher-Davis (31 points, 11 rebounds) vs. USC, 11/19/2017
Back-to-back 20-10 games – Matt Freije vs. South Carolina (26 points, 11 rebounds)

1/28/04; vs. Kentucky (20 points, 11 rebounds) 1/31/04

Double-Double in Points and Rebounds – Jeff Roberson (20 points, 13 rebounds) vs. Seton Hall, 11/24/2017

Double-Double in Points and Assists – Wade Baldwin IV (15 points, 10 assists) vs. Western Michigan, 12/30/2015

Double-Double in Points and Blocks – Luke Kornet (11 points, 10 blocks) vs. Auburn (1/12/2016)

Double-Double in Points and Steals – Never

Double-Double in Two Consecutive games –

Jeff Roberson (13 points, 10 rebounds) vs. Austin Peay, 11/10/17; (13 points, 10 rebounds) at Belmont (13 points, 12 rebounds) **Double-Double in three consecutive games** – Jeff Roberson vs. Austin Peay (13 points, 10 rebounds) 11/10/2017; at Belmont (13 points, 12 rebounds) 11/10/2017; vs. UNC Asheville (17 points, 12 rebounds) 11/10/2017

Two players record double-double –

Damian Jones (24 points, 12 rebounds), Luke Kornet (10 points, 10 rebounds) vs. Trevecca, 11/16/2014

Triple-Doubles:

Triple-Double – Luke Kornet (11 points, 11 rebounds, 10 blocks) vs. Auburn, 1/12/16; Brad Tinsley (11 points, 10 rebounds, 10 assists) vs. Presbyterian, 11/12/2010

Field Goals:

Made 10 FG in a game – Damian Jones (10) at Saint Mary's, 3/18/2015
Made 11 FG in a game – Matthew Fisher-Davis (11) vs. Auburn, 1/4/2017
Made 12 FG in a game – Damian Jones (12) at Florida, 2/23/2016
Made 16 FG in a game – Shan Foster (16) vs. Mississippi State, 3/5/2008
Attempted 15 FG in a game – Matthew Fisher-Davis (15) vs. Northwestern, 3/16/2017
Attempted 16 FG in a game – Damian Jones (16) at Miss. State, 2/16/2016
Attempted 17 FG in a game – Luke Kornet (17) vs. Florida, 3/4/17
Attempted 18 FG in a game – Matthew Fisher-Davis (18) vs. USC, 11/19/2017
Attempted 19 FG in a game – Rod Odom (19) vs. Missouri, 1/16/14
Attempted 20 FG in a game – Matthew Fisher-Davis (20), vs. Auburn, 1/4/2017

Three-Pointers:

Made 5 3-pointers in a game – Joe Toye (5), vs. Texas A&M, 3/9/2017
Made 6 3-pointers in a game – Matthew Fisher-Davis (6) vs. USC, 11/19/2017
Made 7 3-pointers in a game – Matthew Fisher-Davis (7) vs. Auburn, 1/4/2017
Made 8 3-pointers in a game – Shan Foster (8) vs. UMass, 1/5/2008
Made 9 3-pointers in a game – Shan Foster (9) vs. Mississippi State, 3/5/2008

Attempted 10 3-pointers in a game – Matthew Fisher-Davis (13) vs. USC, 11/19/2017
Attempted 15 3-pointers in a game – John Jenkins (16) vs. Oregon, 11/11/2011

Free Throws:

Made 10 FT in a game – Wade Baldwin IV (10), vs. Dayton, 12/9/15
Made 12 FT in a game – Luke Kornet (12) vs. Belmont, 11/15/16
Made 13 FT in a game – A.J. Ogilvy (13) vs. DePaul, 12/5/2009
Made 18 FT in a game – Matt Freije (18) vs. Indiana, 11/24/2003
Attempted 12 FT in a game – Wade Baldwin IV (13) at Tennessee, 1/20/16
Attempted 14 FT in a game – Wade Baldwin IV (14) vs. Florida, 1/26/2016
Attempted 15 FT in a game – Luke Kornet (16) vs. Belmont, 11/15/16

Rebounds:

10 Rebounds in a game – Jeff Roberson (13), vs. Seton Hall, 11/24/2017
15 Rebounds in a game – Jeff Roberson (16) vs. Minnesota, 12/3/16
10+ Rebounds in Three Consecutive Games – Jeff Roberson vs. Austin Peay (10) 11/10/2017; at Belmont (12) 11/10/2017; vs. UNC Asheville (12) 11/10/2017

Assists:

8 Assists – Payton Willis (8) vs. Santa Clara, 11/25/2016
9 Assists – Wade Baldwin IV (9) at Miss. State, 2/16/2016
10 Assists – Wade Baldwin IV (10) vs. Auburn, 1/12/16
11 Assists – Mario Moore (13) vs. Arkansas, 2/19/2005
12 Assists – Mario Moore (13) vs. Arkansas, 2/19/2005
13 Assists – Mario Moore (13) vs. Arkansas, 2/19/2005
14 Assists – Billy McCaffrey (14) vs. Kentucky, 1/13/1993
5+ Assists in Four Consecutive Games – Wade Baldwin IV (8) vs. Texas A&M, 2/4/16; (9) at Ole Miss, 2/6/16; (7) vs. Missouri, 2/10/16; (7) at Auburn, 2/13/16; (9) at Miss. St., 2/16/16; (7) vs. Georgia, 2/20/16
8+ Assists in Two Consecutive Games – Atiba Prater (9) at Georgia, 2/2/2000; (9) vs. Boston College, 2/6/2000

Blocks:

4 Blocked Shots – Luke Kornet (4) at Alabama, 1/7/17
5 Blocked Shots – Luke Kornet (5) vs. Texas A&M, 2/16/2017
6 Blocked Shots – Luke Kornet (6) at Texas A&M, 3/5/2016
7 Blocked Shots – Luke Kornet (7) at Tennessee, 2/22/2017
10 Blocked Shots – Luke Kornet (10) vs. Auburn, 1/12/16

Steals:

4 Steals – Riley LaChance (4) at Saint Mary's, 3/18/15
5 Steals – Riley LaChance (5) vs. Penn, 12/22/2014

6 Steals – Dan Cage (6) vs. Furman, 11/28/2006
7 Steals – James Strong (8) vs. Morehead State, 11/24/1998
8 Steals – James Strong (8) vs. Morehead State, 11/24/1998

Minutes:

Played every minute – Rod Odom vs. Florida, 2/25/14
Played over 40 minutes – Jeff Roberson (42), Riley LaChance (414) vs. Florida (3/10/17)
All 5 starters played 40 minutes – Steve Tchiengang (40), Brad Tinsley (40), Lance Goulbourne (41), Jeffery Taylor (41), and John Jenkins (41), at Louisville, 12/2/2011

Fouls:

Technical Foul – Jeff Roberson, vs. USC, 11/19/2017
Fouled Out – Djery Baptiste, vs. Seton Hall, 11/24/2017
Two Players Fouled Out – Joe Toye and Matthew Fisher-Davis, vs. Arkansas, 1/24/2017
Three Players Fouled Out – Damian Jones, Jeff Roberson, Wade Baldwin IV at Ole Miss, 2/6/2016

TEAM

Started the game with Opponent Technical Foul – Furman bench, 12/22/2008
Scored 95 or more points – 102 vs. Detroit, 12/2/15 (W, 102-52)
Scored 100 or more points – 102 vs. Detroit, 12/2/2015 (W, 102-52)
Scored 100 or more points (SEC game) – 102 at Ole Miss, 2/16/2012 (W, 102-76)
Scored 110 or more points – 113 vs. Alabama A&M 12/30/1998 (W, 113-71)
Scored 110 or more points (SEC game) – 111 vs. Alabama 2/21/1972 (W, 111-91)
Scored 120 or more points – 130 vs. Ole Miss 12/22/1970 (W, 130-112)
Scored 120 or more points (SEC game) – 130 vs. Ole Miss 12/22/1970 (W, 130-112)
Scored 130 or more points – 130 vs. Ole Miss 12/22/1970 (W, 130-112)
Scored Less than 50 points – 42 vs. Virginia (42), 11/23/2017
Scored Less than 40 points – 38 at Tennessee (L, 76-38), 3/1/2014
Scored 20 or less points in half – 17 (1st half), vs. Virginia, 11/23/2017 (L, 42-68)
Scored 90+ points in three consecutive games – 95 vs. Bradley, 11/24/2007 (W, 95-86); 91 vs. South Alabama, 11/29/2007 (W, 91-88); vs. Georgia Tech, 12/1/2007 (W, 92-79)
Allowed 90 or more points – 95, vs. Marquette, 11/11/2016 (L, 95-71)
Allowed 100 or more points – 106, Kentucky, 3/5/2003 (L, 44-106)
Allowed Less than 50 points – 48, vs. Miss. State, 2/25/2017 (W, 77-48)
Allowed 40 or Less points – 31, at Mississippi State, 2/23/2013 (W, 72-31)
Shot 60% or better – .609 vs. Tenn. St., 11/23/14 (W, 78-46)
Shot 60% or better from three – .643 vs. Purdue, 12/13/14 (W, 81-71)

THE LAST TIME...

Shot over 67% FG – .679 vs. TSU, 12/19/2009 (W, 84-71)

Shot 50% or better – .522 at Arkansas, 2/7/2017

Shot lower than 30% – .231 vs. Virginia 11/23/17 (L, 68-42)

Allowed 60% shooting – .612 at Florida, 2/21/2009 (L, 68-82)

Scored 100 points in two consecutive games – 111 vs. North Alabama 12/20/1980 (W, 111-79) and 111 vs. Memphis 12/23/1980 (W, 111-96)

Scored 100 points in three consecutive games – Never

Scored 100 points in Consecutive SEC games – 104 vs. LSU 2/19/1972 (W, 104-83) and 111 vs. Alabama 2/21/1972 (W, 111-91)

Won game by 70 points or more – 71 vs. Union (Tenn.) (W, 95-24), 1911-12

Won game by 60 points or more – 71 vs. Union (Tenn.) (W, 95-24), 1911-12

Won game by 50 points or more – 50 vs. Detroit (W, 102-52) 12/2/2015

Lost by 25 or More Points – vs. Virginia, 11/23/17 (L, 68-42)

Game decided by one point – vs. Arkansas, 1/24/2017 (L, 71-70)

Two consecutive games decided by one point – at South Carolina (L, 70-71) 1/7/1998 and Tennessee (W, 80-79) 1/10/1998

Three consecutive games decided by one point – Never

Shot 90% or Better from Free Throw Line (min. 10 att.) – 90.9% vs. Arkansas (20-22) 3/10/2017

Shot less than 50% from Free Throw Line – 46.9% vs. Morgan State (15-32) 11/23/13

Shot less than 20% from 3PT – .158 (3-19) vs. Wichita State 3/15/16 (L, 70-50)

Attempted 30 FT – 31 (22-31) at Belmont, 11/13/2017

Attempted 35 FT – 39 (29-39) at Tennessee, 1/20/2016

Attempted 40 FT – 42 (29-42) vs. Florida, 2/3/2015

Attempted five or less FT – 3 at Texas A&M, 1/31/2017

Made 30 FT – 38, vs. Western Carolina, 12/16/14

Made 15 3FG – 16 vs. LSU, 12/29/2016

Won an Overtime Game – vs. Florida 3/10/17 (W, 72-62)

Lost an Overtime Game – Vs. USC 11/19/17 (L, 89-93)

Played Two Overtimes – vs. Yale 1/3/15 (W, 79-74)

Played Three Overtimes – at Ole Miss 2/17/1982 (L, 51-48)

Played Four Overtimes – at Ole Miss 2/17/1982 (L, 51-48)

Played consecutive games that went to overtime – vs. Xavier 11/28/2011 (L, 82-70) and at Louisville, 12/2/2011 (L, 62-60)

Had 20 Turnovers – 26 at Arkansas, 1/5/2016

Had fewer than 10 Turnovers in two straight games – vs. Kentucky (7) 1/10/2017, vs. Tennessee (9) 1/14/2017

Had 10 Blocks – 10, vs. Auburn, 1/12/2016

OPPONENT - INDIVIDUALS

Scoring:

Scored 25 points – Desi Rodriguez (27) vs. Seton Hall, 11/24/2017

Scored 30 points – Jamal Murray (33) vs. Kentucky, 2/27/16

Scored 35 points – Jordan McLaughlin (35), USC, 11/19/2017

Scored 40 points – Morris Almond (44), Rice, 1/3/2007

Two Players Had 20 Points – Jordan McLaughlin (35), Chimezie Metu (23) USC, 11/19/2017

Five Players Scored in Double Figures Deandre Burnett (17), Terence Davis (17), Breein Tyree (11), Justas Furmanavicius (11), Sebastian Saiz (10), vs. Ole Miss, 2/4/2017

Six Players Scored in Double Figures – Bam Doyno (22), Dwayne Curtis (12), Todd Abernethy (11), Clarence Sanders (11), Polynice (10) and Williams (10), vs. Ole Miss, 1/27/2007

Four Players with 15 or more points – Erik Daniels (20), Marquis Estill (17), Kelenna Azubuike (16) and Gerald Fitch (15) vs. Kentucky, 3/5/2003

Double-Doubles:

Double-Double – Dylan Windler (24 points, 11 rebounds), at Belmont, 11/13/2017

Triple-Double – Sam Muldrow (16 points, 14 rebounds and 10 blocks) at South Carolina, 1/8/2010

20-10 game – Dylan Windler (24 points, 11 rebounds), at Belmont, 11/13/2017

30-10 game – Ben Simmons (36 points, 14 rebounds), LSU, 1/2/2016

Double-Double in Points and Rebounds

– Dylan Windler (24 points, 11 rebounds), at Belmont, 11/13/2017

Double-Double in Points and Assists – Nick Calathes (15 points, 10 assists) at Florida, 1/27/2008

Two players record double-doubles – Prince Ibeh (13 points, 11 rebounds), Kerwin Roach, Jr. (15 points, 11 rebounds), at Texas, 1/30/2016

Field Goals:

Made 10 FG in a game – Bryant McIntosh (10) vs. Northwestern, 3/16/2017

Made 11 FG in a game – Tyler Davis (11), vs. Texas A&M, 2/16/2017

Made 12 FG in a game – Desi Rodriguez (12) vs. Seton Hall, 11/24/2017

Made 13 FG in a game – Bobby Portis, at Arkansas (13), 1/10/15

Attempted 15 FG in a game – Dylan Windler (15), at Belmont, 11/13/2017

Attempted 16 FG in a game – Bryant McIntosh (16) vs. Northwestern, 3/16/2017

Attempted 17 FG in a game – Jaylen Barnford (17), vs. Arkansas, 3/11/2017

Attempted 18 FG in a game – Tyler Davis (18) vs. Texas A&M, 2/16/2017

Attempted 19 FG in a game – Jordan McLaughlin (12), vs. USC, 11/19/2017

Attempted 20 FG in a game – Desi Rodriguez (21) vs. Seton Hall, 11/24/2017

Attempted 25 FG in a game – Malik Monk (21) at Kentucky, 2/28/2017

Three-Pointers:

Made 5 3-pointers in a game – Jordan McLaughlin (5), vs. USC, 11/19/2017

Made 6 3-pointers in a game – Jamal Murray, vs. Kentucky (6), 2/27/16

Made 7 3-pointers in a game – Chandler Parsons (7) vs. Florida, 1/25/2009

Made 8 3-pointers in a game – Brian Sullivan (8) vs. Miami (OH), 1/2/2012

Attempted 10 3-pointers in a game – Jordan McLaughlin (11), vs. USC, 11/19/2017

Free Throws:

Made 10 FT in a game – Miles Bowman, Jr. (10) vs. High Point, 12/6/2016

Made 16 FT in a game – Ben Simmons (16), LSU, 1/2/2016

Made 17 FT in a game – Morris Almond (17) at Rice, 1/3/2007

Attempted 10 FT in a game – Edrice Adebayo (10), Malik Monk (10) at Kentucky, 2/28/2017

Attempted 13 FT in a game – Jared Brownridge (13) vs. Santa Clara, 11/25/16

Attempted 14 FT in a game – Johnny O'Bryant III, (14) at LSU, 1/18/14

Attempted 15 FT in a game – Ben Simmons (19), LSU, 1/2/2016

Rebounds:

10 Rebounds in a game – Dylan Windler (11), at Belmont, 11/13/2017

15 Rebounds in a game – Sebastian Saiz (16), vs. Ole Miss, 2/4/2017

18 Rebounds in a game – Daniel Northern (18) vs. Tennessee Tech, 12/20/2008

19 Rebounds in a game – Omar Samhan (19) at St. Mary's, 11/20/2009

20 Rebounds in a game – Roy Rogers (20) at Alabama, 1/3/1996

Assists

8 Assists – Alex Caruso (8) at Texas A&M, 3/5/16

9 Assists – John Wall (9) at Kentucky, 1/30/2010

10 Assists – Alex Caruso (10) at Texas A&M, 1/31/2015

11 Assists – Dee Bost (11) vs. Mississippi State, 3/11/2011

12 Assists – G.G. Smith (12) vs. Georgia, 2/3/1999

Blocks:

4 Blocked Shots – Ismael Sanogo (4) vs. Seton Hall, 11/24/2017

5 Blocked Shots – Karl-Anthony Towns, (7), at Kentucky, 1/20/15

6 Blocked Shots – Reggie Lynch, (6), vs. Minnesota, 12/3/16

7 Blocked Shots – A.J. Hammons, (7), at Purdue, 12/22/15

8 Blocked Shots – Jarvis Varnado (9) vs. Mississippi State, 2/3/2010

10 Blocked Shots – Sam Muldrow (10) at South Carolina, 1/8/2011

Steals:

5 Steals – Devon Baukman (5) vs. Tennessee, 3/10/2016

6 Steals – Jajuan Johnson (6) vs. Marquette, 11/11/2016

7 Steals – Aaron Lucas (7) at South Carolina, 1/19/2002

8 Steals – Steve Wojciechowski (8) at Duke, 11/22/1996

Two players with 3 steals – Bobby Portis (4), Rashad Madden (3) at Arkansas, 1/10/15

Minutes:

Played every minute – Admon Gilder vs. Texas A&M, 2/16/2017

Played over 40 minutes – Devin Robinson (41), vs. Florida, 3/10/17

Fouls:

Technical Foul – Bennie Boatwright, Nick Rakocevic, USC, 11/19/17

Fouled Out – Benny Boatwright, USC, 11/19/2017

Three Players Fouled Out – Donte' Williams, Nemanja Djuristic, John Florveus vs. Georgia, 1/14/2012

OPPONENT - TEAM

Scored 90 or more points at Memorial Gym – 90 vs. USC, 11/19/17 (USC 93, Vanderbilt 89)

Scored 100 or more points – 106 at Kentucky 3/5/2003 (L, 44-106)

Scored 110 or more points – 120 vs. Kentucky 2/7/1996 (L, 81-120)

Scored 120 or more points – 120 vs. Kentucky 2/7/1996 (L, 81-120)

Scored 130 or more points – Never

Scored Less than 50 points – 41 vs. Texas A&M, 3/9/17 (W, 66-41)

Scored Less than 40 points – 31 at Mississippi State, 2/23/2013 (W, 72-31)

Shot 50% or Better – .586 vs. Tennessee, 1/14/2017 (L, 75-87))

Shot 60% or Better – .612 at Florida (UF 82, VU 68), 2/21/2009

Shot 60% or Better from 3PT – .800 (12-15), vs. High Point, 12/6/2016

Shot less than 30% FG – .290 (18-62), at Tennessee, 2/22/2017 (W, 67-56)

Shot less than 15% from 3PT – .143 (2-14), vs. Texas A&M, 3/9/2017 (W, 66-41)

Held Opponent Without a 3-Pointer – vs. Nebraska, 11/18/10 (W, 59-49)

Shot 90% or Better from Free Throw Line – .93.8, vs. USC (15-16), 11/19/17

Shot less than 50% from Free Throw Line – .467, vs. Minnesota, 12/3/2016 (L, 52-56)

Attempted 30 FT – 33 vs. Ole Miss, 2/4/17

Attempted 40 FT – 42 at Mississippi State, 2/12/2007

Attempted 45 or More FT – 49 at South Carolina, 1/28/2009

Attempted five or less FT – 1 vs. Miami (OH), 1/2/2012

Made 30 FT – 32, at South Carolina, 1/28/2009

Made 0 FT – Georgia, 1/14/2009

Made 12 3PT – 12, vs. High Point, 12/6/2016

Made 15 3PT – 15, vs. Florida, 1/25/2009

Attempted 30 or more 3PT – 41 vs. Belmont, 11/15/16

Had 20 Turnovers – 20 vs. MTSU, 12/21/2012



LARRY AUSTIN, JR.

3

R-Junior, Guard
6'2" 185 lbs.
Springfield, Ill.
Xavier University

SEASON HIGHS

Points: 13, vs. USC (11/19/17)
FG Made: 5, vs. USC (11/19/17)
FG Atts: 9, vs. USC (11/19/17)
3FG Made:
3FG Atts: 1, vs. Austin Peay (11/10/17)
FT Made: 3, vs. USC (11/19/17)
FT Atts: 7, vs. USC (11/19/17)
Rebounds: 4, vs. USC (11/19/17)
Assists: 6, vs. USC (11/19/17)
Turnovers: 2, vs. USC (11/19/17)
Blocks:
Steals: 1, vs. UNC Asheville (11/17/17)
Minutes: 32, vs. USC (11/19/17)

CAREER HIGHS

Points: 13, vs. USC (11/19/17)
FG Made: 6, Wright State (12/8/15)
FG Atts: 9, vs. USC (11/19/17)
3FG Made:
3FG Atts: 1, vs. Alabama (11/26/15)
FT Made: 4, at DePaul (1/30/16)
FT Atts: 7, vs. USC (11/19/17)
Rebounds: 6, vs. Wright State (12/8/15)
Assists: 4, 2x, last at DePaul (1/30/16)
Turnovers: 3, 2x, last vs. W. Kentucky (12/5/15)
Blocks:
Steals: 3, vs. Missouri (11/17/15)
Minutes: 32, vs. USC (11/19/17)

MISCELLANEOUS

AUSTIN, JR. NOTEBOOK

- ✪ Scored career-high 13 points in overtime loss to USC.
- ✪ Transferred from Xavier in the spring of 2016; redshirted the 2016-17 season after transferring.
- ✪ Scored a career-high 12 points to go with five rebounds and four assists in 17 minutes at DePaul on Jan. 30 ... Averaged 9.8 minutes per game as the backup point guard ... Scored six points in 11 minutes at St. John's on Jan. 6 ... Contributed four points and three assists in 12 minutes vs. USC on Nov. 27.
- ✪ 2014 Class 3A unanimous First Team All-State selection by the Associated Press, Chicago Tribune and Chicago Sun-Times at Lanphier High School.
- ✪ Larry Austin, Jr...February 18, 1996...Son of Larry, Sr. and Christa Austin...Siblings are Terrian, Trinere, Tiera, Deandre, and Nick...Majoring in Sociology...Advice to youngsters: "Stay in School."

AUSTIN, JR. GAME-BY-GAME (JUNIOR)

Opponent	M	FG-A	3P-A	FT-A	Reb	PF	A	T	B	S	PTS
N10 Austin Peay*	20	1-4	0-1	0-2	3	1	2	1	0	0	2
N13 @Belmont*	10	1-2	0-0	0-0	1	0	0	0	0	0	2
N17 UNC Asheville	18	0-2	0-0	2-4	1	1	2	0	0	1	2
N19 USC	32	5-9	0-0	3-7	4	4	6	2	0	0	13
N23 vs. Virginia	21	2-6	0-0	1-2	5	2	0	1	0	1	5
N24 Seton Hall*	16	0-3	0-1	0-0	1	3	2	3	0	0	0
N28 Radford											
D3 Kansas State											
D6 Middle Tennessee											
D17 @Arizona State											
D20 Houston Baptist											
D22 Alcorn State											
D30 @Florida											
J2 Alabama											
J6 @South Carolina											
J9 Tennessee											
J13 Kentucky											
J16 @Miss. State											
J20 LSU											
J23 @Tennessee											
J27 TCU											
J30 @Kentucky											
F3 @Auburn											
F7 Georgia											
F10 @Arkansas											
F14 Miss. State											
F17 Florida											
F20 @LSU											
F24 Texas A&M											
F27 Missouri											
M3 @Ole Miss											

Year	GP	GS	Min	Avg	FG	FGA	Pct	3FG	3FGA	Pct	FT	FTA	Pct	Off	Def	Tot	Avg	PF	FO	Ast	TO	Blk	Stl	Pts	Avg
2014-15*	26	1	111	4.3	7	14	.500	0	0	.000	3	4	.750	1	10	11	0.4	15	0	6	11	0	5	17	0.7
2015-16*	34	0	334	9.8	21	52	.404	0	1	.000	20	32	.625	8	30	38	1.1	40	0	39	26	0	19	62	1.8
2017-18	6	3	117	19.5	9	26	.346	0	2	.000	6	15	.400	3	12	15	2.5	11	0	12	7	0	2	24	4.0
TOTAL	66	4	562	8.5	37	92	.402	0	3	.000	29	51	.569	12	52	64	1.0	66	0	57	44	0	26	103	1.6



DJERY BAPTISTE

12

R-Sophomore, Center
6'10" 235 lbs.
Gonaives, Haiti
Prestonwood Christian HS

SEASON HIGHS

Points: 13, vs. UNC Asheville (11/17/17)
FG Made: 5, vs. UNC Asheville (11/17/17)
FG Atts: 6, vs. UNC Asheville (11/17/17)
3FG Made:
3FG Atts:
FT Made: 5, vs. USC (11/19/17)
FT Atts: 6, vs. USC (11/19/17)
Rebounds: 8, vs. UNC Asheville (11/17/17)
Assists: 1, 2x, last vs. UNC Asheville (11/17/17)
Turnovers: 2, 4x, last vs. Seton Hall (11/24/17)
Blocks: 1, 2x, last vs. UNC Asheville (11/17/17)
Steals: 2, vs. Austin Peay (11/10/17)
Minutes: 34, vs. USC (11/19/17)

CAREER HIGHS

Points: 13, vs. UNC Asheville (11/17/17)
FG Made: 5, vs. UNC Asheville (11/17/17)
FG Atts: 6, vs. UNC Asheville (11/17/17)
3FG Made:
3FG Atts:
FT Made: 5, vs. USC (11/19/17)
FT Atts: 6, 2x, last vs. USC (11/19/17)
Rebounds: 8, vs. UNC Asheville (11/17/17)
Assists: 1, 3x, last vs. UNC Asheville (11/17/17)
Turnovers: 2, 8x, last vs. Seton Hall (11/24/17)
Blocks: 3, vs. Norfolk St. (11/18/16)
Steals: 2, vs. Austin Peay (11/10/17)
Minutes: 34, vs. USC (11/19/17)

MISCELLANEOUS

BAPTISTE NOTEBOOK

- ✪ Tallied career highs in points (13), field goals made (5), rebounds (8), and minutes played (25) in win over UNC Asheville; played career-high 34 minutes vs. USC - scored nine points and had seven rebounds.
- ✪ Played in all 35 games and made one start in 2016-17. Averaged 1.8 points and 1.9 rebounds per game.
- ✪ Tied a career high with eight points in win over Miss. State.
- ✪ Made first career-start vs. Butler.
- ✪ Tallied career-high eight points and three rebounds vs. Belmont; had 7 points and 7 rebounds vs. Norfolk St.
- ✪ Redshirted the 2015-16 season.
- ✪ Signed with the Commodores in November of 2014...Chose the Commodores over UConn, SMU, Oregon, and USC, and was ranked the eighth-best player in the state of Texas according to ESPN.
- ✪ Originally from Haiti, Baptiste is one of the most physically impressive prospects in the 2015 class. He speaks four languages and hopes to one day be a diplomat in his native country.
- ✪ Attended the Prestonwood Christian Academy in Plano, Texas, where he averaged 10 points, 10 rebounds, three blocks, two assists, and one steal in his senior season...Helped lead his Lion teams to four consecutive state championships...Named his team's Defensive Player of the Year in his senior season.
- ✪ Djery Jean Baptiste...November 12, 1995...Son of Hebert Jean Baptiste and Wislonde Destin...Plans to major in Public Policy and Linguistics...Recipient of the Myer Family Men's Basketball Scholarship...Advice to youngsters: "Seek God."

BAPTISTE GAME-BY-GAME (SOPHOMORE)

Opponent	M	FG-A	3P-A	FT-A	Reb	PF	A	T	B	S	PTS
N10 Austin Peay*	12	1-1	0-0	0-0	4	4	1	2	0	2	2
N13 @Belmont*	13	0-2	0-0	1-2	4	4	0	2	1	0	1
N17 UNC Asheville	25	5-6	0-0	3-4	8	4	1	2	1	0	13
N19 USC	34	2-2	0-0	5-6	7	3	0	1	0	0	9
N23 vs. Virginia	20	1-1	0-0	3-4	6	1	1	0	0	0	3
N24 Seton Hall	15	0-1	0-0	2-2	2	5	0	2	0	0	2
N28 Radford											
D3 Kansas State											
D6 Middle Tennessee											
D17 @Arizona State											
D20 Houston Baptist											
D22 Alcorn State											
D30 @Florida											
J2 Alabama											
J6 @South Carolina											
J9 Tennessee											
J13 Kentucky											
J16 @Miss. State											
J20 LSU											
J23 @Tennessee											
J27 TCU											
J30 @Kentucky											
F3 @Auburn											
F7 Georgia											
F10 @Arkansas											
F14 Miss. State											
F17 Florida											
F20 @LSU											
F24 Texas A&M											
F27 Missouri											
M3 @Ole Miss											

Baptiste's Overall Statistics at Vanderbilt

Year	GP	GS	Min	Avg	FG	FGA	Pct	3FG	3FGA	Pct	FT	FTA	Pct	Off	Def	Tot	Avg	PF	FO	Ast	TO	Blk	Stl	Pts	Avg
2016-17	35	1	275	7.9	25	48	.521	0	0	.000	13	20	.650	25	40	65	1.9	59	0	1	24	14	4	63	1.8
2017-18	6	2	119	19.8	9	13	.692	0	0	.000	14	18	.778	11	20	31	5.2	21	1	2	9	3	2	32	5.3
TOTAL	41	3	394	9.6	34	61	.557	0	0	.000	27	38	.711	36	60	96	2.3	80	1	3	33	17	6	95	2.3

Baptiste's SEC Statistics at Vanderbilt

Year	GP	GS	Min	Avg	FG	FGA	Pct	3FG	3FGA	Pct	FT	FTA	Pct	Off	Def	Tot	Avg	PF	FO	Ast	TO	Blk	Stl	Pts	Avg
2016-17	18	0	118	6.6	9	16	.563	0	0	.000	5	8	.625	11	18	29	1.6	28	0	0	9	5	2	23	1.3
TOTAL	18	0	118	6.6	9	16	.563	0	0	.000	5	8	.625	11	18	29	1.6	28	0	0	9	5	2	23	1.3



CLEVON BROWN

15

Sophomore, Forward
6'8" 233 lbs.
San Antonio, Texas
Churchill HS

SEASON HIGHS

- Points:** 13, vs. Austin Peay (11/10/17)
- FG Made:** 6, vs. Austin Peay (11/10/17)
- FG Atts:** 11, vs. Austin Peay (11/10/17)
- 3FG Made:**
- 3FG Atts:** 3, vs. Austin Peay (11/10/17)
- FT Made:** 1, vs. Austin Peay (11/10/17)
- FT Atts:** 2, vs. USC (11/19/17)
- Rebounds:** 6, vs. Austin Peay (11/10/17)
- Assists:** 1, vs. Virginia (11/23/17)
- Turnovers:** 1, vs. UNC Asheville (11/17/17)
- Blocks:** 3, vs. Austin Peay (11/10/17)
- Steals:** 2, vs. Austin Peay (11/10/17)
- Minutes:** 25, vs. Austin Peay (11/10/17)

CAREER HIGHS

- Points:** 13, vs. Austin Peay (11/10/17)
- FG Made:** 6, vs. Austin Peay (11/10/17)
- FG Atts:** 11, vs. Austin Peay (11/10/17)
- 3FG Made:** 2, 2x, last at Missouri (2/11/17)
- 3FG Atts:** 3, 2x, at Missouri (2/11/17)
- FT Made:** 2, vs. Texas A&M (2/16/17)
- FT Atts:** 4, vs. Texas A&M (2/16/17)
- Rebounds:** 6, 2x, last vs. Austin Peay (11/10/17)
- Assists:** 1, 3x, last vs. Virginia (11/23/17)
- Turnovers:** 3, vs. South Carolina (2/18/17)
- Blocks:** 3, 2x, last vs. Austin Peay (11/10/17)
- Steals:** 2, vs. Austin Peay (11/10/17)
- Minutes:** 25, vs. Austin Peay (11/10/17)

MISCELLANEOUS

BROWN NOTEBOOK

- ✪ Made first career start against Seton Hall.
- ✪ Scored a career-high 13 points in win over Austin Peay. Also set new career bests in field goals made and steals, and tied a career high in rebounds and blocks.
- ✪ Played in 34 games and averaged 1.6 points and 1.5 rebounds per game as a freshman.
- ✪ Blocked career-high three shots vs. South Carolina.
- ✪ Had career-high eight points, six rebounds, and two blocks at Missouri.
- ✪ Tied a then-career high with six points at Texas A&M. Grabbed a career-high five rebounds against the Aggies.
- ✪ Signed with the Commodores in November of 2015.
- ✪ Made career debut vs. Marquette, scored five points against Golden Eagles; scored career-high six points vs. Norfolk State.
- ✪ Was ranked as the 9th-best player in the state of Texas by Texas Hoops, and the 126th-ranked player nationally by Rivals.com.
- ✪ Ranked as the 26th-ranked power forward in the country by Scout.com, he also received offers from Texas, Illinois, Notre Dame, and Auburn.

BROWN GAME-BY-GAME (SOPHOMORE)

Opponent	M	FG-A	3P-A	FT-A	Reb	PF	A	T	B	S	PTS
N10 Austin Peay	25	6-11	0-3	1-1	5	2	0	0	3	2	13
N13 @Belmont	11	0-2	0-2	0-1	1	1	0	0	0	0	0
N17 UNC Asheville	7	1-1	0-0	0-0	0	2	0	1	2	0	2
N19 USC	3	0-1	0-0	1-2	1	0	0	0	0	0	1
N23 vs. Virginia	12	1-3	1-2	0-0	2	1	1	0	0	0	5
N24 vs. Seton Hall*	11	1-3	0-2	0-0	0	1	0	1	1	0	2
N28 Radford											
D3 Kansas State											
D6 Middle Tennessee											
D17 @Arizona State											
D20 Houston Baptist											
D22 Alcorn State											
D30 @Florida											
J2 Alabama											
J6 @South Carolina											
J9 Tennessee											
J13 Kentucky											
J16 @Miss. State											
J20 LSU											
J23 @Tennessee											
J27 TCU											
J30 @Kentucky											
F3 @Auburn											
F7 Georgia											
F10 @Arkansas											
F14 Miss. State											
F17 Florida											
F20 @LSU											
F24 Texas A&M											
F27 Missouri											
M3 @Ole Miss											

Year	GP	GS	Min	Avg	FG	FGA	Pct	3FG	3FGA	Pct	FT	FTA	Pct	Off	Def	Tot	Avg	PF	FO	Ast	TO	Blk	Stl	Pts	Avg
2016-17	34	0	258	7.6	20	51	.392	8	27	.296	7	12	.583	16	34	50	1.5	35	0	3	16	14	1	55	1.6
2017-18	6	1	69	11.5	9	21	.429	1	9	.111	2	4	.500	5	4	9	1.5	7	0	1	2	6	2	21	3.5
TOTAL	40	1	327	8.2	29	72	.403	9	36	.250	9	16	.563	21	38	59	1.5	42	0	4	18	20	3	76	1.9

Year	GP	GS	Min	Avg	FG	FGA	Pct	3FG	3FGA	Pct	FT	FTA	Pct	Off	Def	Tot	Avg	PF	FO	Ast	TO	Blk	Stl	Pts	Avg
2016-17	17	0	118	6.9	10	24	.417	3	12	.250	3	7	.429	8	15	23	1.4	17	0	2	7	9	0	26	1.5
TOTAL	17	0	118	6.9	10	24	.417	3	12	.250	3	7	.429	8	15	23	1.4	17	0	2	7	9	0	26	1.5





MAXWELL EVANS

10 Freshman, Guard
6'2" 186 lbs.
Houston, Texas
Bellaire HS

SEASON HIGHS

Points: 5, 2x, last vs. Virginia (11/23/17)
FG Made: 2, 2x, last vs. Virginia (11/23/17)
FG Atts: 5, vs. Seton Hall (11/24/17)
3FG Made: 1, 2x, last vs. Virginia (11/23/17)
3FG Atts: 2, 3x, last vs. Seton Hall (11/24/17)
FT Made:
FT Atts:
Rebounds: 4, vs. Virginia (11/23/17)
Assists: 2, 2x, last vs. Virginia (11/23/17)
Turnovers: 2, vs. Virginia (11/23/17)
Blocks:
Steals: 1, 2x, last vs. Virginia (11/23/17)
Minutes: 16, vs. Seton Hall (11/24/17)

CAREER HIGHS

Points: 5, 2x, last vs. Virginia (11/23/17)
FG Made: 2, 2x, last vs. Virginia (11/23/17)
FG Atts: 5, vs. Seton Hall (11/24/17)
3FG Made: 1, 2x, last vs. Virginia (11/23/17)
3FG Atts: 2, 3x, last vs. Seton Hall (11/24/17)
FT Made:
FT Atts:
Rebounds: 4, vs. Virginia (11/23/17)
Assists: 2, 2x, last vs. Virginia (11/23/17)
Turnovers: 2, vs. Virginia (11/23/17)
Blocks:
Steals: 1, 2x, last vs. Virginia (11/23/17)
Minutes: 16, vs. Seton Hall (11/24/17)

MISCELLANEOUS

EVANS NOTEBOOK

- ☛ Made first start of his career vs. Seton Hall.
- ☛ Scored five points against Virginia.
- ☛ 6'2 guard from Bellaire High School in Houston, Texas, was the number 16-ranked prospect in the state of Texas and 247sports.com ranked him as the 11th-ranked combo guard nationally at the end of his junior season.
- ☛ Chose the Commodores over Purdue, Northwestern, and Kansas State.
- ☛ Four-year starter and captain who averaged 32.7 points, 7.1 rebounds, 6.5 assists, 3.2 steals, and 2.0 blocks as a senior at Bellaire, where he played for coach Bruce Glover.
- ☛ Son of Carlis and Sharon...Is a triplet with sisters Megan and Maya, who each play volleyball at Tennessee State...Also has an older brother Denzel, who is a running back at the University of Kansas...Advice to young people: "Always work hard on what you want to achieve."

EVANS GAME-BY-GAME (FRESHMAN)

Opponent	M	FG-A	3P-A	FT-A	Reb	PF	A	T	B	S	PTS
N10 Austin Peay	15	2-4	1-2	0-0	2	1	0	1	0	0	5
N13 @Belmont	5	0-1	0-0	0-0	0	1	0	0	0	0	0
N17 UNC Asheville	5	0-0	0-0	0-0	0	1	2	0	0	0	0
N19 USC	2	0-0	0-0	0-0	0	1	0	1	0	1	0
N23 vs. Virginia	13	2-4	1-2	0-0	4	1	2	2	0	1	5
N24 vs. Seton Hall	16	1-5	0-2	0-0	2	0	0	0	0	0	2
N28 Radford											
D3 Kansas State											
D6 Middle Tennessee											
D17 @Arizona State											
D20 Houston Baptist											
D22 Alcorn State											
D30 @Florida											
J2 Alabama											
J6 @South Carolina											
J9 Tennessee											
J13 Kentucky											
J16 @Miss. State											
J20 LSU											
J23 @Tennessee											
J27 TCU											
J30 @Kentucky											
F3 @Auburn											
F7 Georgia											
F10 @Arkansas											
F14 Miss. State											
F17 Florida											
F20 @LSU											
F24 Texas A&M											
F27 Missouri											
M3 @Ole Miss											

Evans' Overall Statistics at Vanderbilt

Year	GP	GS	Min	Avg	FG	FGA	Pct	3FG	3FGA	Pct	FT	FTA	Pct	Off	Def	Tot	Avg	PF	FO	Ast	TO	Blk	Stl	Pts	Avg
2017-18	6	1	56	9.3	5	14	.357	2	6	.333	0	0	.000	1	7	8	1.3	5	0	4	4	0	2	12	2.0
TOTAL	6	1	56	9.3	5	14	.357	2	6	.333	0	0	.000	1	7	8	1.3	5	0	4	4	0	2	12	2.0





MATTHEW FISHER-DAVIS

5

Junior, Guard
6'5" 185 lbs.
Charlotte, N.C.
Butler HS

SEASON HIGHS

- Points:** 31, vs. USC (11/19/17)
- FG Made:** 9, vs. USC (11/19/17)
- FG Atts:** 18, vs. USC (11/19/17)
- 3FG Made:** 6, vs. USC (11/19/17)
- 3FG Atts:** 13, vs. USC (11/19/17)
- FT Made:** 7, vs. USC (11/19/17)
- FT Atts:** 8, vs. USC (11/19/17)
- Rebounds:** 11, vs. USC (11/19/17)
- Assists:** 1, 3x, last vs. Virginia (11/23/17)
- Turnovers:** 2, vs. UNC Asheville (11/17/17)
- Blocks:**
- Steals:** 2, 3x, last vs. Seton Hall (11/24/17)
- Minutes:** 38, vs. USC (11/19/17)

CAREER HIGHS

- Points:** 33, vs. Auburn (1/4/17)
- FG Made:** 11, vs. Auburn (1/4/17)
- FG Atts:** 20, vs. Auburn (1/4/17)
- 3FG Made:** 7, vs. Auburn (1/4/17)
- 3FG Atts:** 14, vs. Auburn (1/4/17)
- FT Made:** 9, 3x, last vs. Kentucky (1/10/17)
- FT Atts:** 12, at LSU (12/29/16)
- Rebounds:** 11, 2x, last vs. USC (11/19/17)
- Assists:** 7, vs. Dayton (12/9/15)
- Turnovers:** 5, at Stanford (3/24/15)
- Blocks:** 4, vs. S. Dakota St. (3/20/15)
- Steals:** 3, vs. Gardner-Webb (11/16/15)
- Minutes:** 41, at Arkansas (1/5/16)

MISCELLANEOUS

	2017-18	Career
Double-Digit Pts.	3	55
3+ Threes	17	46
Double-Double	1	2

FISHER-DAVIS NOTEBOOK

- ☛ Scored 31 points and added 11 rebounds vs. USC, first 30-10 game for Commodores since A.J. Ogilvy (33 points, 10 rebounds at LSU, 3/4/09). It marked the 2nd 30+ game of his career.
- ☛ Played in 34 games and started 22 as a junior...Led the team in scoring with 13.9 points per game, Fisher-Davis finished sixth in 3FG% in all games (37.2%) and second in threes made (2.5).
- ☛ Scored 20 or more points in nine career games, and scored in double figures in 24 games in 2016-17.
- ☛ Eclipsed the 1,000-point barrier in his career against Arkansas - became 47th VU player to do so.
- ☛ Tallied a career-high 33 points vs. Auburn - made seven threes, first Commodore to make seven three's in a game since John Jenkins made seven against Lafayette on December 21, 2011.
- ☛ Started 28 games and played in 32 contests in 2015-16. Scored in double figures in 17 games in 2015-16. Made three or more threes in 17 games.
- ☛ Finished the season first in the SEC in three-point field goal percentage at 44.6% as a sophomore.
- ☛ Finished 2014-15 as the SEC's freshman leader in three-pointers made (2.1, 6th in conference) and was second in three-point percentage in all games (.401). In league games only, Fisher-Davis was fifth in threes made (2.2) and fourth in three-point percentage (.402).
- ☛ Scored a career-high 18 points at Stanford in NIT Quarterfinals on a career-high six made threes.
- ☛ 6'5 guard considered one of best shooters in 2014 class...Shot 67.5% from the floor, 49.1% from three, and 96% from the free throw line in his senior season at Butler HS.
- ☛ Averaged 22 points, 13 rebounds, five assists, two steals and two blocks per game as a senior, and was named the SW4A Player of the Year and as a member of the Charlotte Observer's All-Observer team.

FISHER-DAVIS GAME-BY-GAME (SENIOR)

Opponent	M	FG-A	3P-A	FT-A	Reb	PF	A	T	B	S	PTS
N10 Austin Peay	DNP										
N13 @Belmont*	22	0-6	0-3	6-6	4	3	0	0	0	2	6
N17 UNC Asheville*	33	5-13	2-8	5-5	4	2	1	2	0	1	17
N19 USC*	38	9-18	6-13	7-8	11	4	1	1	0	2	31
N23 vs. Virginia*	24	3-9	2-4	3-6	3	4	1	0	0	0	11
N24 vs. Seton Hall	24	2-9	0-5	0-0	8	3	0	1	0	2	4
N28 Radford											
D3 Kansas State											
D6 Middle Tennessee											
D17 @Arizona State											
D20 Houston Baptist											
D22 Alcorn State											
D30 @Florida											
J2 Alabama											
J6 @South Carolina											
J9 Tennessee											
J13 Kentucky											
J16 @Miss. State											
J20 LSU											
J23 @Tennessee											
J27 TCU											
J30 @Kentucky											
F3 @Auburn											
F7 Georgia											
F10 @Arkansas											
F14 Miss. State											
F17 Florida											
F20 @LSU											
F24 Texas A&M											
F27 Missouri											
M3 @Ole Miss											

Fisher-Davis' Overall Statistics at Vanderbilt

Year	GP	GS	Min	Avg	FG	FGA	Pct	3FG	3FGA	Pct	FT	FTA	Pct	Off	Def	Tot	Avg	PF	FO	Ast	TO	Blk	Stl	Pts	Avg
2014-15	34	11	777	22.9	80	228	.351	71	177	.401	15	21	.714	16	63	79	2.3	55	0	46	31	16	13	246	7.2
2015-16	32	28	877	27.4	102	236	.432	79	177	.446	27	36	.750	12	103	115	3.6	50	1	36	27	9	15	310	9.7
2016-17	34	22	947	27.9	145	359	.404	84	226	.372	98	121	.810	11	98	109	3.2	70	3	35	52	8	21	472	13.9
2017-18	5	4	141	28.2	19	55	.345	10	33	.303	21	25	.840	5	25	30	6.0	16	0	3	4	0	7	69	13.8
TOTAL	105	65	2742	26.1	346	878	.394	244	613	.398	161	203	.793	44	289	333	3.2	191	4	120	114	33	56	1097	10.4

Fisher-Davis' SEC Statistics at Vanderbilt

Year	GP	GS	Min	Avg	FG	FGA	Pct	3FG	3FGA	Pct	FT	FTA	Pct	Off	Def	Tot	Avg	PF	FO	Ast	TO	Blk	Stl	Pts	Avg
2014-15	18	7	429	23.8	45	127	.354	39	97	.402	7	11	.636	9	36	45	2.5	27	0	26	17	7	7	136	7.6
2015-16	17	14	491	28.9	57	130	.438	44	101	.436	18	24	.750	5	48	53	3.1	26	1	21	15	4	7	176	10.4
2016-17	17	9	454	26.7	67	174	.385	38	113	.336	45	60	.750	4	52	56	3.3	40	2	16	25	3	9	217	12.8
TOTAL	52	30	1374	26.4	169	431	.392	121	311	.389	70	95	.737	18	136	154	3.0	93	3	63	57	14	23	529	10.2



RILEY LACHANCE

13 Senior, Guard
6'2" 185 lbs.
Brookfield, Wis.
Brookfield HS

SEASON HIGHS

Points: 19, vs. USC (11/19/17)
FG Made: 7, vs. USC (11/19/17)
FG Atts: 14, vs. USC (11/19/17)
3FG Made: 4, 2x, last vs. USC (11/19/17)
3FG Atts: 7, vs. UNC Asheville (11/17/17)
FT Made: 2, vs. Austin Peay (11/10/17)
FT Atts: 2, 2x, last vs. UNC Asheville (11/17/17)
Rebounds: 3, vs. Austin Peay (11/10/17)
Assists: 4, 2x, last vs. USC (11/19/17)
Turnovers: 2, vs. UNC Asheville (11/17/17)
Blocks:
Steals: 1, vs. UNC Asheville (11/17/17)
Minutes: 41, vs. USC (11/19/17)

CAREER HIGHS

Points: 26, 2x, last vs. W. Carolina (12/16/14)
FG Made: 9, vs. Purdue (12/13/14)
FG Atts: 18, at Florida (2/18/15)
3FG Made: 5, 4x, last vs. Santa Clara (11/25/16)
3FG Atts: 9, 2x, last at Ole Miss (3/7/15)
FT Made: 8, vs. Arkansas (1/24/17)
FT Atts: 8, 2x, last vs. Arkansas (1/24/17)
Rebounds: 9, vs. Missouri (2/21/15)
Assists: 8, at Ole Miss (3/7/15)
Turnovers: 5, vs. Florida (2/3/15)
Blocks: 1, 2x, last vs. Stony Brook (11/19/15)
Steals: 5, vs. Penn (12/22/14)
Minutes: 42, 2x, last vs. Tennessee (2/11/15)

MISCELLANEOUS

	2017-18	Career
Double-Digit Pts.	24	59
20+ Point games	1	4

LACHANCE NOTEBOOK

- ✪ Scored season-high 17 points against UNC Asheville.
- ✪ Played and started in all 35 games in his junior season. Averaged 10.5 points, 3.9 assists, and 3.3 rebounds.
- ✪ Shot 48.6% from three in his junior season and was third in the SEC in assist-to-turnover ratio (2.0) and seventh in the league in assists (3.9). His three-point FG% in 2016-17 ranks third all-time in a single season.
- ✪ Became 46th player in VU history with 1,000 points against Florida; also named to 2017 SEC Tournament All-Tournament team.
- ✪ Played in 33 games and started 19 in 2015-16. Averaged 6.9 points and 2.4 rebounds per game.
- ✪ Scored double figures in 11 games in 2015-16, including a season-high 18 points vs. Alabama while tying a career-best with five threes.
- ✪ Named to preseason All-SEC 2nd Team by league coaches in 2015.
- ✪ Named to the SEC All-Freshman team in 2015; SEC freshman leader in points scored in all games and second in threes made.
- ✪ Third on Vanderbilt's single-season freshman scoring list with 429 points - one of only four Vanderbilt freshmen to ever eclipse 400-point barrier.
- ✪ Seventh in threes made (2.1) and eighth in minutes (33.3) as a freshman. Second amongst freshmen in SEC in threes made behind teammate Matthew Fisher-Davis in 2014-15.
- ✪ Captured four SEC Freshmen of the Week honors in 2014-15, which set a program record.
- ✪ Scored in double figures in 24 games in 2014-15, scored 20 or more points in three contests.
- ✪ Ended freshman season with 102 assists, third on the freshman single-season list.
- ✪ Scored a career-high 26 points in win over Purdue and 26 vs. Western Carolina.
- ✪ Left Brookfield Central High School as the school's all-time leading scorer (1,643 points). Also Brookfield's single-season scoring leader with 543 points, and the all-time leader in steals with 188.
- ✪ Major is Human and Organizational Development.

LACHANCE GAME-BY-GAME (SENIOR)

Opponent	M	FG-A	3P-A	FT-A	Reb	PF	A	T	B	S	PTS
N10 Austin Peay*	28	4-10	3-6	2-2	3	1	2	0	0	0	13
N13 @Belmont*	32	4-9	1-5	1-2	1	1	2	0	0	0	10
N17 UNC Asheville*	32	6-10	4-7	1-2	2	0	4	2	0	1	17
N19 USC*	41	7-14	4-5	1-1	2	1	4	1	0	0	19
N23 vs. Virginia*	22	0-3	0-1	0-0	1	1	0	0	0	0	0
N24 vs. Seton Hall*	28	2-9	2-6	0-0	2	1	1	1	0	0	6
N28 Radford											
D3 Kansas State											
D6 Middle Tennessee											
D17 @Arizona State											
D20 Houston Baptist											
D22 Alcorn State											
D30 @Florida											
J2 Alabama											
J6 @South Carolina											
J9 Tennessee											
J13 Kentucky											
J16 @Miss. State											
J20 LSU											
J23 @Tennessee											
J27 TCU											
J30 @Kentucky											
F3 @Auburn											
F7 Georgia											
F10 @Arkansas											
F14 Miss. State											
F17 Florida											
F20 @LSU											
F24 Texas A&M											
F27 Missouri											
M3 @Ole Miss											

LaChance's Overall Statistics at Vanderbilt

Year	GP	GS	Min	Avg	FG	FGA	Pct	3FG	3FGA	Pct	FT	FTA	Pct	Off	Def	Tot	Avg	PF	FO	Ast	TO	Blk	Stl	Pts	Avg
2014-15	35	35	1166	33.3	147	337	.436	66	173	.382	69	79	.873	10	100	110	3.1	46	0	102	47	1	25	429	12.3
2015-16	33	19	820	24.8	80	226	.354	43	119	.361	26	34	.765	11	69	80	2.4	61	1	81	44	1	20	229	6.9
2016-17	35	35	1090	31.1	115	247	.466	70	144	.486	68	78	.872	7	109	116	3.3	73	2	137	67	1	21	368	10.5
2017-18	6	5	183	30.5	23	55	.418	14	30	.467	5	7	.714	1	10	11	1.8	5	0	13	4	0	1	65	10.8
TOTAL	109	94	3259	29.9	365	865	.422	193	466	.414	168	198	.848	29	288	317	2.9	185	3	333	162	3	67	1091	10.0

LaChance's SEC Statistics at Vanderbilt

Year	GP	GS	Min	Avg	FG	FGA	Pct	3FG	3FGA	Pct	FT	FTA	Pct	Off	Def	Tot	Avg	PF	FO	Ast	TO	Blk	Stl	Pts	Avg
2014-15	18	18	622	34.6	73	177	.412	35	91	.385	38	45	.844	6	56	62	3.4	27	0	54	29	0	10	219	12.2
2015-16	18	7	417	23.2	35	115	.304	22	64	.344	16	23	.696	6	40	46	2.6	31	1	36	27	0	13	108	6.0
2016-17	18	18	572	31.8	63	140	.450	35	79	.443	40	47	.851	2	60	62	3.4	35	2	69	37	0	10	201	11.2
TOTAL	54	43	1611	29.8	171	432	.396	92	234	.393	94	115	.817	14	156	170	3.1	93	3	159	93	0	33	528	9.8





SABEN LEE

O

Freshman, Guard
6'2" 174 lbs.
Phoenix, Ariz.
Corona Del Sol HS

SEASON HIGHS

Points: 19, at Belmont (11/13/17)
FG Made: 5, at Belmont (11/13/17)
FG Atts: 10, vs. Seton Hall (11/24/17)
3FG Made: 1, at Belmont (11/13/17)
3FG Atts: 6, vs. Austin Peay (11/10/17)
FT Made: 8, at Belmont (11/13/17)
FT Atts: 11, at Belmont (11/13/17)
Rebounds: 8, at Belmont (11/13/17)
Assists: 7, vs. Austin Peay (11/10/17)
Turnovers: 4, at Belmont (11/13/17)
Blocks:
Steals: 2, vs. Austin Peay (11/10/17)
Minutes: 26, vs. Seton Hall (11/24/17)

CAREER HIGHS

Points: 19, at Belmont (11/13/17)
FG Made: 5, at Belmont (11/13/17)
FG Atts: 10, vs. Seton Hall (11/24/17)
3FG Made: 1, at Belmont (11/13/17)
3FG Atts: 6, vs. Austin Peay (11/10/17)
FT Made: 8, at Belmont (11/13/17)
FT Atts: 11, at Belmont (11/13/17)
Rebounds: 8, at Belmont (11/13/17)
Assists: 7, vs. Austin Peay (11/10/17)
Turnovers: 4, at Belmont (11/13/17)
Blocks:
Steals: 2, vs. Austin Peay (11/10/17)
Minutes: 26, vs. Seton Hall (11/24/17)

MISCELLANEOUS

LEE NOTEBOOK

- Had career-high 19-point performance at Belmont. Also added eight rebounds and two assists.
- Posted six points and seven assists in Commodore debut vs. Austin Peay.
- 6'2 guard from Tempe, Ariz., who attended Corona Del Sol High School. Lee chose the Commodores over Louisville, Stanford, Florida State, and Nebraska.
- Averaged 22 points, five rebounds, four assists, three blocks, and three steals in his senior season at Corona Del Sol...First-team All-State selection as a junior and senior...Was a four-star prospect and the number 92-ranked player by Scout.com and the number 17 point guard by 247sports.com.
- Saben Anthonia Lee...June 23, 1999...Son of Anthony Lee and Lisa Austin and Natalie and Morris Williams...Has one sister Aubry...Plans to major in Mechanical Engineering...Advice to young people: "Have fun because at the next level it's all business."

LEE'S GAME-BY-GAME (FRESHMAN)

Opponent	M	FG-A	3P-A	FT-A	Reb	PF	A	T	B	S	PTS
N10 Austin Peay	20	2-6	0-2	2-3	0	0	7	3	0	2	6
N13 @Belmont	25	5-9	1-4	8-11	8	4	2	4	0	1	19
N17 UNC Asheville*	22	3-9	0-1	2-2	1	2	5	3	0	0	8
N19 USC*	13	1-1	0-0	0-0	1	0	1	2	0	0	2
N23 vs. Virginia*	20	0-7	0-2	0-0	1	0	0	1	1	1	0
N24 vs. Seton Hall	26	3-10	1-2	1-1	1	2	4	0	0	0	8
N28 Radford											
D3 Kansas State											
D6 Middle Tennessee											
D17 @Arizona State											
D20 Houston Baptist											
D22 Alcorn State											
D30 @Florida											
J2 Alabama											
J6 @South Carolina											
J9 Tennessee											
J13 Kentucky											
J16 @Miss. State											
J20 LSU											
J23 @Tennessee											
J27 TCU											
J30 @Kentucky											
F3 @Auburn											
F7 Georgia											
F10 @Arkansas											
F14 Miss. State											
F17 Florida											
F20 @LSU											
F24 Texas A&M											
F27 Missouri											
M3 @Ole Miss											

Lee's Overall Statistics at Vanderbilt

Year	GP	GS	Min	Avg	FG	FGA	Pct	3FG	3FGA	Pct	FT	FTA	Pct	Off	Def	Tot	Avg	PF	FO	Ast	TO	Blk	Stl	Pts	Avg
2017-18	6	3	126	21.0	14	42	.333	2	11	.182	13	17	.765	3	9	12	2.0	8	0	19	13	3	2	43	7.2
TOTAL	6	3	126	21.0	14	42	.333	2	11	.182	13	17	.765	3	9	12	2.0	8	0	19	13	3	2	43	7.2





EJIKE OBINNA

50 Freshman, Center
6'10" 234 lbs.
Enugu, Nigeria
Virginia Academy (Va.)

SEASON HIGHS

- Points:** 9, vs. Seton Hall (11/24/17)
- FG Made:** 3, vs. Seton Hall (11/24/17)
- FG Atts:** 3, vs. Seton Hall (11/24/17)
- 3FG Made:**
- 3FG Atts:**
- FT Made:** 3, 2x, last vs. Seton Hall (11/24/17)
- FT Atts:** 5, vs. Seton Hall (11/24/17)
- Rebounds:** 7, vs. Virginia (11/23/17)
- Assists:**
- Turnovers:** 2, vs. UNC Asheville (11/17/17)
- Blocks:** 1, vs. Seton Hall (11/24/17)
- Steals:**
- Minutes:** 20, 2x, last vs. Seton Hall (11/24/17)

CAREER HIGHS

- Points:** 9, vs. Seton Hall (11/24/17)
- FG Made:** 3, vs. Seton Hall (11/24/17)
- FG Atts:** 3, vs. Seton Hall (11/24/17)
- 3FG Made:**
- 3FG Atts:**
- FT Made:** 3, 2x, last vs. Seton Hall (11/24/17)
- FT Atts:** 5, vs. Seton Hall (11/24/17)
- Rebounds:** 7, vs. Virginia (11/23/17)
- Assists:**
- Turnovers:** 2, vs. UNC Asheville (11/17/17)
- Blocks:** 1, vs. Seton Hall (11/24/17)
- Steals:**
- Minutes:** 20, 2x, last vs. Seton Hall (11/24/17)

MISCELLANEOUS

OBINNA NOTEBOOK

- ✪ Scored career-high nine points in 20 minutes vs. Seton Hall; had career-high 7 rebounds vs. Virginia.
- ✪ Originally from Enugu, Nigeria, who attended the Virginia Academy in Ashburn, Va., was a four-star prospect by ESPN.com and Rivals.com, and was the 107th-ranked prospect in the class of 2017 by 247sports.com at end of his junior season. He was also named the Capital Beltway Defensive Player of the Year in his junior year.
- ✪ Averaged 16.6 points, 8.0 rebounds, 2.0 blocks, 1.0 steals, and 1.0 assists per game...Scored over 1,000 points in his career...First student at Virginia Academy to receive a full scholarship to a college academic institution.
- ✪ Chose the Commodores over Florida, Oklahoma, Clemson, and Virginia Tech.
- ✪ Ejiike Simon Obinna...December 14, 1999...Son of Caroline Ejiike...Has two brothers, Chomezie and Chinonso and three sisters, Ijeoma, Amaka, and Ipeoma...Plans to major in Human and Organizational Development...Advice to young people: "Work hard and believe in yourself."

OBINNA'S GAME-BY-GAME (FRESHMAN)

Opponent	M	FG-A	3P-A	FT-A	Reb	PF	A	T	B	S	PTS
N10 Austin Peay	9	0-0	0-0	2-2	6	4	0	0	0	0	2
N13 @Belmont	5	0-0	0-0	0-0	0	2	0	0	0	0	0
N17 UNC Asheville*	4	0-0	0-0	1-2	1	1	0	2	0	0	1
N19 USC*	11	1-1	0-0	0-0	2	3	0	1	0	0	2
N23 vs. Virginia*	20	1-4	0-0	3-3	7	2	0	1	0	0	5
N24 vs. Seton Hall*	20	3-3	0-0	3-5	5	4	0	0	1	0	9
N28 Radford											
D3 Kansas State											
D6 Middle Tennessee											
D17 @Arizona State											
D20 Houston Baptist											
D22 Alcorn State											
D30 @Florida											
J2 Alabama											
J6 @South Carolina											
J9 Tennessee											
J13 Kentucky											
J16 @Miss. State											
J20 LSU											
J23 @Tennessee											
J27 TCU											
J30 @Kentucky											
F3 @Auburn											
F7 Georgia											
F10 @Arkansas											
F14 Miss. State											
F17 Florida											
F20 @LSU											
F24 Texas A&M											
F27 Missouri											
M3 @Ole Miss											

Obinna's Overall Statistics at Vanderbilt

Year	GP	GS	Min	Avg	FG	FGA	Pct	3FG	3FGA	Pct	FT	FTA	Pct	Off	Def	Tot	Avg	PF	FO	Ast	TO	Blk	Stl	Pts	Avg
2017-18	6	4	69	11.5	5	8	.625	0	0	.000	9	12	.750	5	16	21	3.5	16	0	0	4	1	0	19	3.2
TOTAL	6	4	69	11.5	5	8	.625	0	0	.000	9	12	.750	5	16	21	3.5	16	0	0	4	1	0	19	3.2





JEFF ROBERSON

11

Senior, Forward
6'6" 220 lbs.
Houston, Texas
The Kinkaid School

SEASON HIGHS

Points: 20, vs. Seton Hall (11/24/17)
FG Made: 5, vs. Seton Hall (11/24/17)
FG Atts: 11, vs. Austin Peay (11/10/17)
3FG Made: 2, 2x, last vs. Seton Hall (11/24/17)
3FG Atts: 6, vs. Austin Peay (11/10/17)
FT Made: 8, 2x, last vs. Seton Hall (11/24/17)
FT Atts: 8, 2x, last vs. Seton Hall (11/24/17)
Rebounds: 13, vs. Seton Hall (11/24/17)
Assists: 3, vs. Austin Peay (11/10/17)
Turnovers: 4, vs. Austin Peay (11/10/17)
Blocks: 2, vs. UNC Asheville (11/17/17)
Steals: 2, 2x, last vs. UNC Asheville (11/17/17)
Minutes: 42, vs. USC (11/19/17)

CAREER HIGHS

Points: 23, vs. Miss. St. (2/25/17)
FG Made: 8, vs. Texas A&M (2/4/16)
FG Atts: 14, vs. Minnesota (12/3/16)
3FG Made: 5, vs. Miss. St. (2/25/17)
3FG Atts: 6, vs. Minnesota (12/3/16)
FT Made: 8, 4x, last vs. Seton Hall (11/24/17)
FT Atts: 9, 2x, last vs. Ole Miss (2/4/17)
Rebounds: 16, vs. Minnesota (12/3/16)
Assists: 6, 2x, last vs. Iowa State (1/28/17)
Turnovers: 6, at Kentucky (2/28/17)
Blocks: 2, 5x, last vs. Chattanooga (12/17/16)
Steals: 2, 13x, last vs. Austin Peay (11/10/17)
Minutes: 42, vs. USC (11/19/17)

MISCELLANEOUS

	2017-18	Career
Double-Digit Pts.	5	47
10+ Rebounds	4	14
Double-Doubles	4	11

ROBERSON NOTEBOOK

- Started the 2017-18 season with three straight double-doubles, now has four; played career-high 42 minutes vs. USC.
- Scored season-high 20 points against Seton Hall; also added 13 rebounds and was 8-8 from FT line.
- Played and started in 35 games in 2016-17. Averaged 10.8 points and team-high 7.0 rebounds per game.
- Scored a career-high 23 points on career-best five made threes in win over Miss. St.; tallied a game-high 15 points in win at Tennessee; leads Vanderbilt in minutes played.
- Seventh in the SEC in rebounding (7.1) in all games and finished eighth (6.8) in league games only a year ago, and was fourth in the league in defensive rebounding (5.2) in all games and seventh in league games only (4.8).
- Scored in double figures in 22 games in his junior season.
- Had career-high 16 rebounds against Minnesota.
- Played in 32 games in 2015-16 and made 25 starts. Averaged 9.3 points and 5.6 rebounds per game and 11.0 points and 5.7 rebounds in conference play. Shot 43.5% from three for the season.
- Scored in double figures in 18 games in 2015-16, including a career-high 20-point effort against Texas A&M in Nashville (2/4), when he was 8-10 from the floor and 3-4 from three. Finished fifth in the SEC in all games in free throw percentage (.833); second in league games only (.877).
- Tallied five double-doubles, including an 18-point, 10-rebound effort in win at Florida.
- Started 24 games as a true freshman in 2014-15; averaged 4.7 ppg and shot 45.5% from three.
- Scored career-high 12 points vs. Tennessee at Memorial Gym.
- Left The Kinkaid School as the school's all-time leading scorer with 1,743 points.
- Averaged 20.1 points, 9.2 rebounds, 2.0 assists, and 1.5 steals per game in his senior season at the Kinkaid School in Houston.
- Named a finalist for the Guy V. Lewis Award, which is given to the top high school player in the city of Houston.

ROBERSON GAME-BY-GAME (SENIOR)

Opponent	M	FG-A	3P-A	FT-A	Reb	PF	A	T	B	S	PTS
N10 Austin Peay*	20	4-11	2-6	3-4	10	3	3	4	0	2	13
N13 @Belmont*	36	3-7	1-4	6-6	12	3	0	2	0	0	13
N17 UNC Asheville*	37	4-10	1-3	8-8	12	2	0	0	2	2	17
N19 USC*	42	3-9	1-5	3-4	6	4	1	2	0	1	10
N23 vs. Virginia*	24	1-7	0-4	4-4	3	0	1	2	0	0	6
N24 vs. Seton Hall	31	5-10	2-5	8-8	13	3	0	3	0	0	20
N28 Radford											
D3 Kansas State											
D6 Middle Tennessee											
D17 @Arizona State											
D20 Houston Baptist											
D22 Alcorn State											
D30 @Florida											
J2 Alabama											
J6 @South Carolina											
J9 Tennessee											
J13 Kentucky											
J16 @Miss. State											
J20 LSU											
J23 @Tennessee											
J27 TCU											
J30 @Kentucky											
F3 @Auburn											
F7 Georgia											
F10 @Arkansas											
F14 Miss. State											
F17 Florida											
F20 @LSU											
F24 Texas A&M											
F27 Missouri											
M3 @Ole Miss											

Roberson's Overall Statistics at Vanderbilt

Year	GP	GS	Min	Avg	FG	FGA	Pct	3FG	3FGA	Pct	FT	FTA	Pct	Off	Def	Tot	Avg	PF	FO	Ast	TO	Blk	Stl	Pts	Avg
2014-15	33	24	637	19.3	50	103	.485	15	33	.455	40	64	.625	32	70	102	3.1	86	2	37	48	10	13	155	4.7
2015-16	32	25	858	26.8	91	186	.489	30	69	.435	85	102	.833	58	121	179	5.6	101	5	38	34	6	15	297	9.3
2016-17	35	35	1108	31.7	122	293	.416	39	115	.339	96	121	.793	70	176	246	7.0	91	1	61	64	14	29	379	10.8
2017-18	6	5	204	34.0	20	54	.370	7	27	.259	32	34	.941	13	43	56	9.3	15	0	5	13	2	5	79	13.2
TOTAL	106	89	2807	26.5	283	636	.445	91	244	.373	253	321	.788	173	410	583	5.5	293	8	141	159	32	62	910	8.6

Roberson's SEC Statistics at Vanderbilt

Year	GP	GS	Min	Avg	FG	FGA	Pct	3FG	3FGA	Pct	FT	FTA	Pct	Off	Def	Tot	Avg	PF	FO	Ast	TO	Blk	Stl	Pts	Avg
2014-15	16	11	313	19.6	22	49	.449	7	13	.538	24	40	.600	18	29	47	2.9	43	1	20	23	3	6	75	4.7
2015-16	18	17	524	29.1	60	114	.526	21	43	.488	57	65	.877	33	69	102	5.7	61	4	29	17	2	7	198	11.0
2016-17	18	18	570	31.7	64	144	.444	18	52	.346	55	67	.821	36	86	122	6.8	49	0	28	32	6	19	201	11.2
TOTAL	52	46	1407	27.1	146	307	.476	46	108	.426	136	172	.791	87	184	271	5.2	153	5	77	72	11	32	474	9.1



JOE TOYE

2

Junior, Guard
6'7" 206 lbs.
Chicago, Ill.
Whitney Young HS

SEASON HIGHS

Points: 9, vs. Austin Peay (11/10/17)
FG Made: 4, vs. Austin Peay (11/10/17)
FG Atts: 8, at Belmont (11/13/17)
3FG Made: 1, vs. Austin Peay (11/10/17)
3FG Atts: 3, at Belmont (11/13/17)
FT Made: 2, vs. Seton Hall (11/24/17)
FT Atts: 2, 3x, last vs. UNC Asheville (11/17/17)
Rebounds: 3, 2x, last vs. Seton Hall (11/24/17)
Assists: 1, 2x, last vs. USC (11/19/17)
Turnovers: 3, 4x, last vs. Seton Hall (11/24/17)
Blocks: 1, vs. Austin Peay (11/10/17)
Steals:
Minutes: 24, vs. Austin Peay (11/10/17)

CAREER HIGHS

Points: 18, vs. Texas A&M (3/9/17)
FG Made: 6, vs. Texas A&M (3/9/17)
FG Atts: 12, at Arkansas (2/7/17)
3FG Made: 5, vs. Texas A&M (3/9/17)
3FG Atts: 8, vs. Texas A&M (3/9/17)
FT Made: 6, 6, 2x, last at Kentucky (2/28/17)
FT Atts: 7, vs. Texas A&M (2/16/17)
Rebounds: 6, 2x, last at Texas A&M (1/31/17)
Assists: 4, 2x, last at Arkansas (2/7/17)
Turnovers: 4, vs. Florida (3/10/17)
Blocks: 1, 6x, last vs. Arkansas (3/11/17)
Steals: 2, 2x, last vs. Northwestern (3/16/17)
Minutes: 38, vs. Florida (3/10/17)

MISCELLANEOUS

TOYE NOTEBOOK

- ✪ Scored nine points in season debut vs. Austin Peay.
- ✪ Played in all 35 games and started 13 in 2016-17. Averaged 6.4 points and 2.6 rebounds in 2016-17.
- ✪ Tallied career high 18 points in win over Texas A&M at SEC Tournament.
- ✪ Scored a then career-high 15 points at Kentucky.
- ✪ Scored 11 points in win at Texas A&M and 13 in win over Aggies in Nashville.
- ✪ Scored 13 points against Arkansas in Nashville.
- ✪ Made first career start at Georgia.
- ✪ Played in 30 games in 2015-16 and averaged 3.6 points and 1.2 rebounds per game. Scored in double figures in three games.
- ✪ Tied a career high with 10 points against Tennessee at SEC Tournament. Made a career-high three three's in a career-best 23 minutes of action. Also scored 10 points in First Four game vs. Wichita State.
- ✪ Scored career-high 10 points vs. Detroit - tied his career high with three made field goals.
- ✪ Signed with the Commodores in November of 2014.
- ✪ Was ranked as the sixth-best player in the state of Illinois and a four-star prospect by ESPN, and was also ranked as the 113th-best prospect in the nation by Rivals.com.
- ✪ Toye and his twin sister Elizabeth are both Division I basketball players - Elizabeth plays for Florida International.
- ✪ Attended Whitney Young High School in Chicago, where he was named as a First-Team All-City selection.
- ✪ Averaged 18.0 points, 7.0 rebounds, 2.0 assists, 2.0 steals, and 1.5 blocks as a senior.
- ✪ Chose the Commodores over Iowa, Memphis, Creighton, Bradley, UIC, and Missouri.
- ✪ Recipient of the Edie and David Johnson Family Basketball Scholarship.
- ✪ Advice to youngsters: "Don't let negative influences in your life."

TOYE GAME-BY-GAME (JUNIOR)

Opponent	M	FG-A	3P-A	FT-A	Reb	PF	A	T	B	S	PTS
N10 Austin Peay*	24	4-7	1-1	0-2	3	0	1	3	1	0	9
N13 @Belmont	26	3-8	0-3	0-2	2	5	1	3	0	0	6
N17 UNC Asheville	15	1-2	0-0	0-2	0	0	0	1	0	0	2
N19 USC	8	1-2	0-0	0-0	1	1	1	3	0	0	2
N23 vs. Virginia	12	1-6	0-1	0-0	2	0	1	0	0	1	2
N24 vs. Seton Hall*	13	2-3	0-1	2-2	3	2	0	3	0	0	6
N28 Radford											
D3 Kansas State											
D6 Middle Tennessee											
D17 @Arizona State											
D20 Houston Baptist											
D22 Alcorn State											
D30 @Florida											
J2 Alabama											
J6 @South Carolina											
J9 Tennessee											
J13 Kentucky											
J16 @Miss. State											
J20 LSU											
J23 @Tennessee											
J27 TCU											
J30 @Kentucky											
F3 @Auburn											
F7 Georgia											
F10 @Arkansas											
F14 Miss. State											
F17 Florida											
F20 @LSU											
F24 Texas A&M											
F27 Missouri											
M3 @Ole Miss											

Toye's Overall Statistics at Vanderbilt

Year	GP	GS	Min	Avg	FG	FGA	Pct	3FG	3FGA	Pct	FT	FTA	Pct	Off	Def	Tot	Avg	PF	FO	Ast	TO	Blk	Stl	Pts	Avg
2015-16	30	0	257	8.6	37	74	.500	9	21	.429	25	39	.641	7	30	37	1.2	28	0	10	13	2	6	108	3.6
2016-17	35	13	739	21.1	70	175	.400	31	78	.397	53	78	.679	21	71	92	2.6	70	2	38	44	5	14	224	6.4
2017-18	6	2	98	16.3	12	28	.429	1	6	.167	2	8	.250	2	9	11	1.8	8	1	4	13	1	1	27	4.5
TOTAL	71	15	1094	15.4	119	277	.430	41	105	.390	80	125	.640	30	110	140	2.0	106	3	52	70	8	21	359	5.1

Toye's SEC Statistics at Vanderbilt

Year	GP	GS	Min	Avg	FG	FGA	Pct	3FG	3FGA	Pct	FT	FTA	Pct	Off	Def	Tot	Avg	PF	FO	Ast	TO	Blk	Stl	Pts	Avg
2015-16	17	0	100	5.9	11	27	.407	2	9	.222	9	13	.692	2	11	13	0.8	9	0	3	8	1	3	33	1.9
2016-17	18	9	422	23.4	42	102	.412	19	46	.413	29	45	.644	10	41	51	2.8	45	2	22	25	2	8	132	7.3
TOTAL	35	9	522	14.9	53	129	.411	21	55	.382	38	58	.655	12	52	64	1.8	54	2	25	33	3	11	165	4.7



PAYTON WILLIS

1

Sophomore, Guard
6'4" 182 lbs.
Fayetteville, Ark.
Fayetteville HS

SEASON HIGHS

Points: 8, vs. Austin Peay (11/10/17)
FG Made: 2, vs. Austin Peay (11/10/17)
FG Atts: 4, vs. Austin Peay (11/10/17)
3FG Made: 2, vs. Austin Peay (11/10/17)
3FG Atts: 2, vs. Austin Peay (11/10/17)
FT Made: 2, vs. Austin Peay (11/10/17)
FT Atts: 3, vs. Austin Peay (11/10/17)
Rebounds: 3, at Belmont (11/13/17)
Assists: 1, 2x, last vs. Virginia (11/23/17)
Turnovers: 3, at Belmont (11/13/17)
Blocks:
Steals: 2, vs. Austin Peay (11/10/17)
Minutes: 15, at Belmont (11/13/17)

CAREER HIGHS

Points: 17, vs. Butler (11/24/16)
FG Made: 5, vs. Butler (11/24/16)
FG Atts: 8, 2x, last at Alabama (1/7/16)
3FG Made: 3, 2x, last at LSU (12/29/16)
3FG Atts: 6, at LSU (12/29/16)
FT Made: 5, vs. Butler (11/24/16)
FT Atts: 6, 3x, last at Arkansas (2/7/17)
Rebounds: 5, 3x, last vs. Florida (3/10/17)
Assists: 8, vs. Santa Clara (11/25/16)
Turnovers: 5, vs. Minnesota (12/3/16)
Blocks: 1, 4x, last vs. Florida (3/4/17)
Steals: 2, 2x, last vs. Austin Peay
Minutes: 32, 2x, last vs. Auburn (1/4/17)

WILLIS NOTEBOOK

- ✪ Scored eight points in win over Austin Peay in only 13 minutes of action.
- ✪ Played in all 35 games and started 12 in 2016-17. Averaged 5.2 points, 1.9 assists, and 1.8 rebounds per game.
- ✪ Tallied eight points in homecoming win at Arkansas; also scored eight points at Kentucky, and eight points in win over Florida at SEC Tournament.
- ✪ Scored in double figures five times in his freshman season.
- ✪ Posted a career-high five rebounds against Auburn.
- ✪ Scored 11 points in win at LSU. Was 4-7 from floor and 3-6 from three.
- ✪ Tallied 13 points and was 3-4 from floor vs. High Point.
- ✪ Scored career-high 17 points vs. Butler; made first career start vs. Santa Clara and dished out career-high eight assists vs. Broncos.
- ✪ Signed with the Commodores in the fall of 2015.
- ✪ Third ever Commodore from the state of Arkansas and first since Ralph Childs played for Vanderbilt in the 1955-56 season.
- ✪ Attended Fayetteville High School in Fayetteville, Arkansas, averaged 15.9 points, 3.6 rebounds, 3.5 assists, and 1.5 steals per game while also shooting 44.7% from three in his junior season and was honored as an all-conference and all-state selection as a sophomore and junior.
- ✪ Was ranked as the second-ranked player in the state of Arkansas, the 22nd-best point guard in the country by 247sports.com, and ranked as the 119th-best player in the nation by Rivals.com.

WILLIS GAME-BY-GAME (SOPHOMORE)

Opponent	M	FG-A	3P-A	FT-A	Reb	PF	A	T	B	S	PTS
N10 Austin Peay	13	2-4	2-4	2-3	0	0	1	0	0	2	8
N13 @Belmont	15	1-2	1-2	0-1	3	2	0	3	1	0	3
N17 UNC Asheville	2	0-0	0-0	0-0	0	0	0	1	0	0	0
N19 USC	1	0-0	0-0	0-0	0	0	0	0	0	0	0
N23 vs. Virginia	12	0-2	0-0	0-0	1	1	1	1	0	0	0
N24 vs. Seton Hall	DNP										
N28 Radford											
D3 Kansas State											
D6 Middle Tennessee											
D17 @Arizona State											
D20 Houston Baptist											
D22 Alcorn State											
D30 @Florida											
J2 Alabama											
J6 @South Carolina											
J9 Tennessee											
J13 Kentucky											
J16 @Miss. State											
J20 LSU											
J23 @Tennessee											
J27 TCU											
J30 @Kentucky											
F3 @Auburn											
F7 Georgia											
F10 @Arkansas											
F14 Miss. State											
F17 Florida											
F20 @LSU											
F24 Texas A&M											
F27 Missouri											
M3 @Ole Miss											

Willis' Overall Statistics at Vanderbilt

Year	GP	GS	Min	Avg	FG	FGA	Pct	3FG	3FGA	Pct	FT	FTA	Pct	Off	Def	Tot	Avg	PF	FO	Ast	TO	Blk	Stl	Pts	Avg
2016-17	35	12	614	17.5	62	142	.437	25	80	.313	32	51	.627	12	51	63	1.8	35	0	65	56	6	16	181	5.2
2017-18	5	0	43	8.6	3	8	.375	3	8	.375	2	4	.500	1	3	4	0.8	3	0	2	5	1	2	11	2.2
TOTAL	40	12	657	16.4	65	150	.433	28	88	.318	34	55	.618	13	54	67	1.7	38	0	67	61	7	18	192	4.8

Willis' SEC Statistics at Vanderbilt

Year	GP	GS	Min	Avg	FG	FGA	Pct	3FG	3FGA	Pct	FT	FTA	Pct	Off	Def	Tot	Avg	PF	FO	Ast	TO	Blk	Stl	Pts	Avg
2016-17	18	5	279	15.5	27	69	.391	12	40	.300	10	19	.526	1	23	24	1.3	20	0	26	25	3	10	76	4.2
TOTAL	18	5	279	15.5	27	69	.391	12	40	.300	10	19	.526	1	23	24	1.3	20	0	26	25	3	10	76	4.2





2017-18 Vanderbilt Basketball
 Vanderbilt Combined Team Statistics (as of Nov 27, 2017)
 All games



RECORD:	OVERALL	HOME	AWAY	NEUTRAL
ALL GAMES	2-4	2-1	0-1	0-2
CONFERENCE	0-0	0-0	0-0	0-0
NON-CONFERENCE	2-4	2-1	0-1	0-2

#	Player	gp-gs	min	avg	Total		3-Point		F-Throw		Rebounds				pf	dq	a	to	blk	stl	pts	avg		
					fg-fga	fg%	3fg-fga	3fg%	ft-fta	ft%	off	def	tot	avg										
05	FISHER-DAVIS, M.	5-4	141	28.2	19-55	.345	10-33	.303	21-25	.840	5	25	30	6.0	16	0	3	4	0	7	69	13.8		
11	ROBERSON, Jeff	6-5	204	34.0	20-54	.370	7-27	.259	32-34	.941	13	43	56	9.3	15	0	5	13	2	5	79	13.2		
13	LACHANCE, Riley	6-5	183	30.5	23-55	.418	14-30	.467	5-7	.714	1	10	11	1.8	5	0	13	4	0	1	65	10.8		
00	LEE, Saben	6-3	126	21.0	14-42	.333	2-11	.182	13-17	.765	3	9	12	2.0	8	0	19	13	3	2	43	7.2		
12	BAPTISTE, Djery	6-2	119	19.8	9-13	.692	0-0	.000	14-18	.778	11	20	31	5.2	21	1	2	9	3	2	32	5.3		
02	TOYE, Joe	6-2	98	16.3	12-28	.429	1-6	.167	2-8	.250	2	9	11	1.8	8	1	4	13	1	1	27	4.5		
03	AUSTIN, JR., Larry	6-3	117	19.5	9-26	.346	0-2	.000	6-15	.400	3	12	15	2.5	11	0	12	7	0	2	24	4.0		
15	BROWN, Clevon	6-1	69	11.5	9-21	.429	1-9	.111	2-4	.500	5	4	9	1.5	7	0	1	2	6	2	21	3.5		
50	OBINNA, Ejike	6-4	69	11.5	5-8	.625	0-0	.000	9-12	.750	5	16	21	3.5	16	0	0	4	1	0	19	3.2		
01	WILLIS, Payton	5-0	43	8.6	3-8	.375	3-8	.375	2-4	.500	1	3	4	0.8	3	0	2	5	1	2	11	2.2		
10	EVANS, Maxwell	6-1	56	9.3	5-14	.357	2-6	.333	0-0	.000	1	7	8	1.3	5	0	4	4	0	2	12	2.0		
Team											10	5	15											
Total.....		6	1225		128-324	.395	40-132	.303	106-144	.736	60	163	223	37.2	115	2	65	85	17	26	402	67.0		
Opponents.....		6	1225		158-357	.443	44-125	.352	72-99	.727	48	155	203	33.8	124	-	70	63	21	27	432	72.0		

TEAM STATISTICS	VU	OPP	Date	Opponent	Score	Att.
SCORING	402	432	11/10/17	AUSTIN PEAY	W 73-54	8609
Points per game	67.0	72.0	11/13/17	at Belmont	L 60-69	5266
Scoring margin	-5.0	-	11/17/17	UNC ASHEVILLE	W 79-76	8048
FIELD GOALS-ATT	128-324	158-357	11/19/17	USC	Lot 89-93	8284
Field goal pct	.395	.443	11/23/17	vs Virginia	L 42-68	0
3 POINT FG-ATT	40-132	44-125	11/24/17	vs Seton Hall	L 59-72	3952
3-point FG pct	.303	.352	* - Conference game			
3-pt FG made per game	6.7	7.3				
FREE THROWS-ATT	106-144	72-99				
Free throw pct	.736	.727				
F-Throws made per game	17.7	12.0				
REBOUNDS	223	203				
Rebounds per game	37.2	33.8				
Rebounding margin	+3.3	-				
ASSISTS	65	70				
Assists per game	10.8	11.7				
TURNOVERS	85	63				
Turnovers per game	14.2	10.5				
Turnover margin	-3.7	-				
Assist/turnover ratio	0.8	1.1				
STEALS	26	27				
Steals per game	4.3	4.5				
BLOCKS	17	21				
Blocks per game	2.8	3.5				
ATTENDANCE	24941	9218				
Home games-Avg/Game	3-8314	1-5266				
Neutral site-Avg/Game	-	2-1976				

Score by Periods	1st	2nd	OT	Totals
Vanderbilt	186	207	9	402
Opponents	206	213	13	432



2017-18 Vanderbilt Basketball
 Vanderbilt Team Game-by-Game (as of Nov 27, 2017)
 All games



TEAM STATISTICS

Opponent	Date	Score		Total		3-Pointers		Free throws		Rebounds				pf	a	t/o	blk	stl	pts	avg
				fg-fga	pct	3fg-fga	pct	ft-fta	pct	off	def	tot	avg							
AUSTIN PEAY	11/10/17	73-54	W	26-58	.448	9-25	.360	12-19	.632	16	23	39	39.0	16	17	15	6	8	73	73.0
at Belmont	11/13/17	60-69	L	17-48	.354	4-23	.174	22-31	.710	9	30	39	39.0	26	5	15	2	3	60	66.5
UNC ASHEVILLE	11/17/17	79-76	W	25-53	.472	7-19	.368	22-29	.759	7	25	32	36.7	15	15	14	5	5	79	70.7
USC	11/19/17	89-93	Lot	29-57	.509	11-23	.478	20-28	.714	9	29	38	37.0	21	14	16	0	4	89	75.2
vs Virginia	11/23/17	42-68	L	12-52	.231	4-18	.222	14-19	.737	8	28	36	36.8	13	7	9	2	4	42	68.6
vs Seton Hall	11/24/17	59-72	L	19-56	.339	5-24	.208	16-18	.889	11	28	39	37.2	24	7	16	2	2	59	67.0
Vanderbilt		402		128-324	.395	40-132	.303	106-144	.736	60	163	223	37.2	115	65	85	17	26	402	67.0
Opponents		432		158-357	.443	44-125	.352	72-99	.727	48	155	203	33.8	124	70	63	21	27	432	72.0

Games played: 6
 Points/game: 67.0
 FG Pct: 39.5
 3FG Pct: 30.3
 FT Pct: 73.6

Rebounds/game: 37.2
 Assists/game: 10.8
 Turnovers/game: 14.2
 Assist/turnover ratio: 0.8
 Steals/game: 4.3
 Blocks/game: 2.8



2017-18 Vanderbilt Basketball
 Vanderbilt Opponent Game-by-Game (as of Nov 27, 2017)
 All games



OPPONENT STATISTICS

Opponent	Date	Score		Total		3-Pointers		Free throws		Rebounds				pf	a	t/o	blk	stl	pts	avg
				fg-fga	pct	3fg-fga	pct	ft-fta	pct	off	def	tot	avg							
AUSTIN PEAY	11/10/17	73-54	W	22-54	.407	3-13	.231	7-12	.583	9	22	31	31.0	20	11	17	1	5	54	54.0
at Belmont	11/13/17	60-69	L	22-54	.407	6-27	.222	19-26	.731	7	26	33	32.0	27	8	10	1	4	69	61.5
UNC ASHEVILLE	11/17/17	79-76	W	27-64	.422	9-20	.450	13-15	.867	12	24	36	33.3	18	12	14	2	8	76	66.3
USC	11/19/17	89-93	Lot	33-67	.493	12-26	.462	15-16	.938	5	23	28	32.0	26	8	6	4	3	93	73.0
vs Virginia	11/23/17	42-68	L	27-60	.450	10-21	.476	4-6	.667	7	35	42	34.0	17	21	7	8	3	68	72.0
vs Seton Hall	11/24/17	59-72	L	27-58	.466	4-18	.222	14-24	.583	8	25	33	33.8	16	10	9	5	4	72	72.0
Opponents		432		158-357	.443	44-125	.352	72-99	.727	48	155	203	33.8	124	70	63	21	27	432	72.0
Vanderbilt		402		128-324	.395	40-132	.303	106-144	.736	60	163	223	37.2	115	65	85	17	26	402	67.0

Games played: 6
 Points/game: 72.0
 FG Pct: 44.3
 3FG Pct: 35.2
 FT Pct: 72.7

Rebounds/game: 33.8
 Assists/game: 11.7
 Turnovers/game: 10.5
 Assist/turnover ratio: 1.1
 Steals/game: 4.5
 Blocks/game: 3.5



2017-18 Vanderbilt Basketball
Vanderbilt Points-Rebounds-Assists (as of Nov 27, 2017)
All games



Opponent	Date	Score		00	01	02	03	05	10	11
				LEE,SABEN	WILLIS,PAY	TOYE,JOE	AUSTIN,JR,	FISHER-DAV	EVANS,MAXW	ROBERSON,J
AUSTIN PEAY	11/10/17	73-54	w	6-0-7	8-0-1	9-3-1	2-3-2	DNP	5-2-0	13-10-3
at Belmont	11/13/17	60-69	L	19-8-2	3-3-0	6-2-1	2-1-0	6-4-0	0-0-0	13-12-0
UNC ASHEVILLE	11/17/17	79-76	w	8-1-5	0-0-0	2-0-0	2-1-2	17-4-1	0-0-2	17-12-0
USC	11/19/17	89-93	L	2-1-1	0-0-0	2-1-1	13-4-6	31-11-1	0-0-0	10-6-1
vs Virginia	11/23/17	42-68	L	0-1-0	0-1-1	2-2-1	5-5-0	11-3-1	5-4-2	6-3-1
vs Seton Hall	11/24/17	59-72	L	8-1-4	DNP	6-3-0	0-1-2	4-8-0	2-2-0	20-13-0

Opponent	Date	Score		12	13	15	50
				BAPTISTE,D	LACHANCE,R	BROWN,CLEV	OBINNA,EJI
AUSTIN PEAY	11/10/17	73-54	w	2-4-1	13-3-2	13-5-0	2-6-0
at Belmont	11/13/17	60-69	L	1-4-0	10-1-2	0-1-0	0-0-0
UNC ASHEVILLE	11/17/17	79-76	w	13-8-1	17-2-4	2-0-0	1-1-0
USC	11/19/17	89-93	L	9-7-0	19-2-4	1-1-0	2-2-0
vs Virginia	11/23/17	42-68	L	5-6-0	0-1-0	3-2-1	5-7-0
vs Seton Hall	11/24/17	59-72	L	2-2-0	6-2-1	2-0-0	9-5-0



2017-18 Vanderbilt Basketball
Vanderbilt Game-by-Game Highs (as of Nov 27, 2017)
All games



Opponent	Date	Score	Points	Rebounds	Assists	Steals	Blocked shots
AUSTIN PEAY	11/10/17	73-54	13-BROWN, Clevon ROBERSON, Jeff LACHANCE, Riley	10-ROBERSON, Jeff	7-LEE, Saben	2-WILLIS, Payton BROWN, Clevon ROBERSON, Jeff BAPTISTE, Djery	3-BROWN, Clevon
at Belmont	11/13/17	60-69	19-LEE, Saben	12-ROBERSON, Jeff	2-LEE, Saben LACHANCE, Riley	2-FISHER-DAVIS, M.	1-BAPTISTE, Djery WILLIS, Payton
UNC ASHEVILLE	11/17/17	79-76	17-FISHER-DAVIS, M LACHANCE, Riley ROBERSON, Jeff	12-ROBERSON, Jeff	5-LEE, Saben	2-ROBERSON, Jeff	2-BROWN, Clevon ROBERSON, Jeff
USC	11/19/17	89-93	31-FISHER-DAVIS, M	11-FISHER-DAVIS, M	6-AUSTIN, JR., Larry	2-FISHER-DAVIS, M.	None
vs Virginia	11/23/17	42-68	11-FISHER-DAVIS, M	7-OBINNA, Ejike	2-EVANS, Maxwell	1-EVANS, Maxwell AUSTIN, JR., Larry TOYE, Joe LEE, Saben	1-BAPTISTE, Djery LEE, Saben
vs Seton Hall	11/24/17	59-72	20-ROBERSON, Jeff	13-ROBERSON, Jeff	4-LEE, Saben	2-FISHER-DAVIS, M.	1-BROWN, Clevon OBINNA, Ejike