



VANDERBILT

BASKETBALL

Game 33/ Vanderbilt (19-13, 11-6 SEC) vs. Wichita State (24-8, 16-2 MVC)

Dayton, Ohio - Dayton Arena - 8 p.m. CT

TV: truTV

TV Talent: Andrew Catalon (play by play), Steve Lappas (Color), Jamie Erdahl (sidelines)

Radio: Vanderbilt Radio Network from IMG College, vucommodores.com

Radio Talent: Joe Fisher (ppx), Tim Thompson (analyst)

Satellite Radio: TBA

Live Stats: vucommodores.com

Twitter Updates: @VandyMBB

Vanderbilt Athletic Communications

2601 Jess Neely Drive, Nashville, TN 37212

phone: 615-322-4121

www.vucommodores.com

VANDERBILT SCHEDULE/RESULTS

NOVEMBER

Date	VU	Opp	Opponent	Time/Result	TV/Rec.
Nov. 13	18/20	-	Austin Peay	W, 80-41	1-0
Nov. 16	18/20	-	Gardner-Webb	W, 98-62	2-0
Nov. 19	17/17	-	Stony Brook	W, 79-72	3-0
Nov. 23	19/16	-	St. John's	W, 92-55	4-0
Nov. 24	19/16	-	Wake Forest	W, 86-64	5-0
Nov. 25	19/16	5/7	Kansas	L, 63-70	5-1

2015 Maui Jim Maui Invitational

DECEMBER

Date	VU	Opp	Opponent	Time	TV/Rec.
Dec. 2	16/13	-	Detroit	W, 102-52	6-1
Dec. 6	16/13	25/23	Baylor	L, 67-69	6-2
Dec. 9	21/16	RV/RV	Dayton	L, 67-72	6-3
Dec. 19	RV/24	-	Wofford	W, 80-56	7-3
Dec. 22	RV/25	14/13	Purdue	L, 55-68	7-4
Dec. 30	RV/RV	-	W. Michigan	W, 86-61	8-4

JANUARY

Date	VU	Opp	Opponent	Time	TV/Rec.
Jan. 2	RV/RV	-	LSU*	L, 82-90	8-5, 0-1
Jan. 5	-	-	Arkansas*	L, 85-90 OT	8-6, 0-2
Jan. 9	-	22/20	S. Carolina*	L, 65-69	8-7, 0-3
Jan. 12	-	-	Auburn*	W, 75-57	9-7, 1-3
Jan. 16	-	-	Alabama*	W, 71-63	10-7, 2-3
Jan. 20	-	-	Tennessee*	W, 88-74	11-7, 3-3
Jan. 23	-	23/19	Kentucky*	L, 57-76	11-8, 3-4
Jan. 26	-	-	Florida*	W, 60-59	12-8, 4-4
Jan. 30	-	-	Texas	L, 58-72	12-9, 4-4

FEBRUARY

Date	VU	Opp	Opponent	Time	TV/Rec.
Feb. 4	-	8/8	Texas A&M*	W, 77-60	13-9, 5-4
Feb. 6	-	-	Ole Miss*	L, 78-85	13-10, 5-5
Feb. 10	-	-	Missouri*	W, 86-71	14-10, 6-5
Feb. 13	-	-	Auburn*	W, 86-57	15-10, 7-5
Feb. 16	-	-	Miss. St.*	L, 74-75	15-11, 7-6
Feb. 20	-	-	Georgia*	W, 80-67	16-11, 8-6
Feb. 23	-	-	Florida*	W, 87-74	17-11, 9-6
Feb. 27	-	16/14	Kentucky*	W, 74-62	18-11, 10-6

MARCH

Date	VU	Opp	Opponent	Time	TV/Rec.
Mar. 1	-	-	Tennessee*	W, 86-69	19-11, 11-6
Mar. 5	-	20/18	Texas A&M*	L, 67-76	19-12, 11-7
Mar. 10	-	-	Tennessee	L, 65-67	19-13
Mar. 15	-	-	Wichita State	8 p.m.	TruTV

ALL TIMES CENTRAL

RANKINGS: AP/ESPN

*SEC GAME

SECN: SEC Network; SECN+: SEC Network Plus;

Big10N: Big 10 Network

GAME INFORMATION



2015-16 Record: 19-13, 11-7 SEC
Head Coach: Kevin Stallings
Career Record: 455-282 (23)
VU Record: 332-219 (17)

2015-16 LEADERS

Points: Wade Baldwin IV (14.3)**Rebounds:** Luke Kornet (7.2)**Assists:** Wade Baldwin IV (5.2)**Blocks:** Luke Kornet (3.04)

SERIES INFORMATION

Series Record: Vanderbilt leads, 1-0.**Last Meeting:** Vanderbilt win, 65-63, in the postseason NIT on 3/21/05 at Memorial Gym.**Record at Vanderbilt:** VU leads, 1-0.**Record at WSU:** NA.**Record at Neutral Site:** NA.**Coach Stallings vs. Wichita St.:** Coach Stallings is 1-0 vs. Wichita State.**2015-16 Record:** 24-8, 16-2 MVC**Head Coach:** Gregg Marshall**Career Record:** 422-167 (18)**WSU Record:** 228-84 (9)

2015-16 LEADERS

Points: Ron Baker (14.2)**Rebounds:** Ron Baker (4.8)**Assists:** Fred VanVleet (5.7)**Blocks:** Shaquille Morris (1.0)

QUICK HITTERS

★ Vanderbilt ended the regular season with a 19-13 overall record and 11-7 mark in SEC play.

★ The Commodores will be making their 14th appearance in the NCAA Tournament and first appearance since 2012. Vanderbilt is 10-14 all-time in the tournament, and will be making their first appearance in the First Four games in Dayton.

★ This will be the seventh tournament for Vanderbilt under head coach Kevin Stallings, who is the school's all-times wins leader. The Commodores also appeared in the 2004, 2007, 2008, 2010, 2011, and 2012 tournaments under Stallings, and advanced to the Sweet 16 in 2004 and 2007. Vanderbilt also advanced to three consecutive tournaments from 2010-12 for the first time in school history.

★ The 11 SEC wins is the most since the Commodores registered 12 in 2009-10, and the 15th time in program history a Vanderbilt team has recorded 11 or more league victories.

★ Sophomore point guard Wade Baldwin IV leads the team in scoring with 14.3 points per game. Junior center Damian Jones also averages double figures with 14.2 points per game.

★ Junior forward Luke Kornet leads the team in rebounding with 7.2 rebounds per game. Jones also adds 6.9 rebounds per contest.

★ Kornet led the SEC in blocks this season and is fourth nationally with 3.04 blocks per game. In Kornet's last three games, he has blocked 16 shots.

★ Jones led the SEC in league games only in field goal percentage (62.8%). Sophomore guard Matthew Fisher-Davis led the league in three-point field goal percentage (45.7%).

★ Baldwin is third in the SEC in assists with 5.2 per game, and finished second in league games only with 6.2 per game. Has had 16 games with five or more assists and has dished out six or more assists in 10 of last 11 games (7.2 per game in that stretch). He is also VU's all-time sophomore assist leader in a season with 167 assists.

★ According to KenPom.com, Vanderbilt ranks 284th out of 351 teams when it comes to experience (1.35 years).

The Commodores start two juniors and three sophomores. Despite the youth, the projected starting five has started a combined 333 games.

★ Nationally, Vanderbilt is third in the nation in 3FG defense at 29.2%. Vanderbilt also ranks 7th in FG% defense (38.6%), 9th in blocks (5.5), and 19th in 3FG% (38.8%).








★ The Commodores have faced Wichita State one other time in the program's history, with that game coming on March 21, 2005, at Memorial Gym in the NIT, when Vanderbilt defeated the Shockers, 65-63, on a length-of-the-court pass and layup on the game's final possession.

★ Vanderbilt has played two other games at Dayton Arena and won both contests. The Commodores knocked off the University of Dayton, 73-53, on December 5, 1992, and beat the Flyers, 63-60, on December 30, 2005. Vanderbilt is slated to take on the Flyers next season at Dayton Arena in the back end of a home-and-home series.




★ Jones, Baldwin, and Kornet were all honored by the SEC by the league's coaches last week. Jones was named a first-team All-SEC selection for the second consecutive season, Baldwin was named to the second team, and Kornet was named as an All-Defensive team member.

★ Ten players have scored in double figures in a game this season - Wade Baldwin, Luke Kornet, Damian Jones, Jeff Roberson, Riley LaChance, Matthew Fisher-Davis, Nolan Cressler, Camron Justice, Josh Henderson, and Joe Toye. Baldwin, Kornet, Jones, Roberson, and Fisher-Davis have each posted double-doubles.



0		CAMRON JUSTICE G ★ 6-3 ★ 180 ★ Fr. ★ Hindman, Ky.	<table><tr><th>PPG</th><th>RPG</th><th>APG</th><th>SPG</th><th>BPG</th><th>MPG</th></tr><tr><td>3.4</td><td>1.0</td><td>0.3</td><td>0.3</td><td>0.0</td><td>9.8</td></tr></table>	PPG	RPG	APG	SPG	BPG	MPG	3.4	1.0	0.3	0.3	0.0	9.8	NOTES: Scored career-high 12 points at Tenn. on 4 3's...Finished high school career as third-leading scorer (3,588 points) in history of Kentucky High School basketball...As a senior in 2015, he was named the Gatorade POY and Mr. Basketball for the state of Kentucky.	CAREER HIGHS Pts. - 12, at Tenn. (1/20/16) Rebs. - 3, 2x, last vs. Kansas (11/25/15) Ast. - 2, vs. SJU (11/23/15) Min. - 23, vs. Wake Forest (11/24/15)
	PPG	RPG	APG	SPG	BPG	MPG											
3.4	1.0	0.3	0.3	0.0	9.8												
2		JOE TOYE G/F ★ 6-7 ★ 201 ★ Fr. ★ Chicago, Ill.	<table><tr><th>PPG</th><th>RPG</th><th>APG</th><th>SPG</th><th>BPG</th><th>MPG</th></tr><tr><td>3.4</td><td>1.2</td><td>0.3</td><td>0.2</td><td>0.1</td><td>8.0</td></tr></table>	PPG	RPG	APG	SPG	BPG	MPG	3.4	1.2	0.3	0.2	0.1	8.0	NOTES: Tied a career high with 10 points vs. Tenn. at SEC Tournament... Attended Whitney Young High School in Chicago, where he was named as First-Team All-City... Averaged 18.0 points, 7.0 rebounds, 2.0 assists, 2.0 steals, and 1.5 blocks as a senior.	CAREER HIGHS Pts. - 10, 2x, last vs. Tenn. (3/10/16) Rebs. - 4, 2x, last vs. Detroit (12/2/15) Ast. - 1, vs. WFU (11/24/15) Min. - 23, vs. Tenn. (3/10/16)
	PPG	RPG	APG	SPG	BPG	MPG											
3.4	1.2	0.3	0.2	0.1	8.0												
3		LUKE KORNET F ★ 7-1 ★ 240 ★ Jr. ★ Lantana, Texas	<table><tr><th>PPG</th><th>RPG</th><th>APG</th><th>SPG</th><th>BPG</th><th>MPG</th></tr><tr><td>8.9</td><td>7.2</td><td>1.5</td><td>0.5</td><td>3.0</td><td>27.2</td></tr></table>	PPG	RPG	APG	SPG	BPG	MPG	8.9	7.2	1.5	0.5	3.0	27.2	NOTES: 7'1 forward/center who is 4th in the nation in blocks at 3.04 blocks per game...Posted program's 2nd triple double vs. Auburn (11 pts, 11 rebs., 11 blocks)... Leads SEC in blocks overall/SEC games only...Named to All-SEC Defensive team.	CAREER HIGHS Pts. - 24, vs. Tenn. St. (11/23/14) Rebs. - 14, at Tenn. (1/20/16) Ast. - 4, 2x, last vs. S.C. (2/7/15) Min. - 37, vs. Stony Brook (11/19/15)
	PPG	RPG	APG	SPG	BPG	MPG											
8.9	7.2	1.5	0.5	3.0	27.2												
4		WAIDE BALDWIN IV G ★ 6-3 ★ 194 ★ So. ★ Belle Mead, N.J.	<table><tr><th>PPG</th><th>RPG</th><th>APG</th><th>SPG</th><th>BPG</th><th>MPG</th></tr><tr><td>14.3</td><td>3.9</td><td>5.2</td><td>1.2</td><td>0.3</td><td>30.3</td></tr></table>	PPG	RPG	APG	SPG	BPG	MPG	14.3	3.9	5.2	1.2	0.3	30.3	NOTES: Named to All-SEC 2nd Team by league coaches...Scored career-high 25 pts at Tenn., scored 24 points vs. Florida...Dished out 6+ assists in 10 of last 11 games...Scored in double figures in 26 games this year...3rd in SEC in assists and 2nd in SEC games only.	CAREER HIGHS Pts. - 25, at Tennessee (1/20/16) Rebs. - 10, vs. S. Dakota St. (3/20/15) Ast. - 10, 3x, last vs. Auburn (11/12/16) Min. - 44, vs. Tenn. (2/11/15)
	PPG	RPG	APG	SPG	BPG	MPG											
14.3	3.9	5.2	1.2	0.3	30.3												
5		MATTHEW FISHER-DAVIS G ★ 6-5 ★ 185 ★ So. ★ Charlotte, N.C.	<table><tr><th>PPG</th><th>RPG</th><th>APG</th><th>SPG</th><th>BPG</th><th>MPG</th></tr><tr><td>9.9</td><td>3.6</td><td>1.2</td><td>0.5</td><td>0.3</td><td>27.7</td></tr></table>	PPG	RPG	APG	SPG	BPG	MPG	9.9	3.6	1.2	0.5	0.3	27.7	NOTES: Tied career high with 20 points vs. UK - marked the third time this season he has scored 20 points... Tied career high with 6 made 3's at Tenn...1st in SEC in 3-Point FG percentage (.457)... Had first career double double vs. Wofford (10 pts and career-high 11 rebs)	CAREER HIGHS Pts. - 20, 3x, last vs. UK (2/27/16) Rebs. - 11, vs. Wofford (12/19/15) Ast. - 5, at Ole Miss (3/7/15) Min. - 41, at Arkansas (1/5/16)
	PPG	RPG	APG	SPG	BPG	MPG											
9.9	3.6	1.2	0.5	0.3	27.7												
10		NATHAN WATKINS G ★ 6-5 ★ 186 ★ Sr. ★ Brentwood, Tenn.	<table><tr><th>PPG</th><th>RPG</th><th>APG</th><th>SPG</th><th>BPG</th><th>MPG</th></tr><tr><td>0.3</td><td>0.4</td><td>0.1</td><td>0.0</td><td>0.0</td><td>2.4</td></tr></table>	PPG	RPG	APG	SPG	BPG	MPG	0.3	0.4	0.1	0.0	0.0	2.4	NOTES: Walk-on guard from Brentwood, Tenn., who made 1st start of career vs. Tennessee...Played in 8 games this season...Played 16 huge minutes at Auburn in '14, scored 7 pts and had 3 rebs...Had career bests in pts, rebs, min., FG's made, 3 FG's made vs. Tigers.	CAREER HIGHS Pts. - 7, at Auburn (2/22/14) Rebs. - 4, vs. Miss. St. (3/12/14) Ast. - Min. - 16, at Auburn (2/22/14)
	PPG	RPG	APG	SPG	BPG	MPG											
0.3	0.4	0.1	0.0	0.0	2.4												
11		JEFF ROBERSON F ★ 6-6 ★ 220 ★ So. ★ Houston, Texas	<table><tr><th>PPG</th><th>RPG</th><th>APG</th><th>SPG</th><th>BPG</th><th>MPG</th></tr><tr><td>9.5</td><td>5.6</td><td>1.2</td><td>0.5</td><td>0.2</td><td>26.8</td></tr></table>	PPG	RPG	APG	SPG	BPG	MPG	9.5	5.6	1.2	0.5	0.2	26.8	NOTES: Tallied 5th double-double with 18 pts and 10 rebs at UF...Scored 16 pts, 8 rebs vs. UK...4th in SEC in all games in FT% (.840); 2nd in league games (.877)... Left The Kinkaid School as all-time leading scorer with 1,743 pts...Scored in double figures 21 times this year.	CAREER HIGHS Pts. - 20, vs. Texas A&M (2/4/16) Rebs. - 13, vs. St. John's (11/23/15) Ast. - 5, vs. Alabama (1/16/16) Min. - 37, vs. Kentucky (2/27/16)
	PPG	RPG	APG	SPG	BPG	MPG											
9.5	5.6	1.2	0.5	0.2	26.8												
12		DJERY BAPTISTE C ★ 6-10 ★ 235 ★ Fr. ★ Gonaives, Haiti	<table><tr><th>PPG</th><th>RPG</th><th>APG</th><th>SPG</th><th>BPG</th><th>MPG</th></tr><tr><td>-</td><td>-</td><td>-</td><td>-</td><td>-</td><td>-</td></tr></table>	PPG	RPG	APG	SPG	BPG	MPG	-	-	-	-	-	-	NOTES: Averaged 10 points, 10 rebounds, three blocks, two assists, and one steal in his senior season at Prestonwood Christian Academy in Texas... One of the most physically impressive prospects in the 2015 class... Speaks four languages...Redshirting this season.	CAREER HIGHS Pts. - Rebs. - Ast. - Min. -
	PPG	RPG	APG	SPG	BPG	MPG											
-	-	-	-	-	-												
13		RILEY LACHANCE G ★ 6-2 ★ 182 ★ So. ★ Brookfield, Wis.	<table><tr><th>PPG</th><th>RPG</th><th>APG</th><th>SPG</th><th>BPG</th><th>MPG</th></tr><tr><td>6.8</td><td>2.4</td><td>2.5</td><td>0.6</td><td>0.1</td><td>24.9</td></tr></table>	PPG	RPG	APG	SPG	BPG	MPG	6.8	2.4	2.5	0.6	0.1	24.9	NOTES: Preseason 2nd-Team All-SEC by coaches...SEC's leading freshmen scorer in 2014-15...Scored in double figures in 34 games career games...Scored team-high 18 points vs. Alabama this year...Finished third on VU's single-season freshman scoring list a year ago with 429 points.	CAREER HIGHS Pts. - 26, 2x, last vs. W. Carolina (12/16/14) Rebs. - 9, vs. Missouri (2/21/15) Ast. - 8, at Ole Miss (3/7/15) Min. - 42, 2x, last vs. Tenn. (2/11/15)
	PPG	RPG	APG	SPG	BPG	MPG											
6.8	2.4	2.5	0.6	0.1	24.9												
14		CARTER JOSEPHS G ★ 6-0 ★ 180 ★ Sr. ★ San Antonio, Texas	<table><tr><th>PPG</th><th>RPG</th><th>APG</th><th>SPG</th><th>BPG</th><th>MPG</th></tr><tr><td>0.2</td><td>0.3</td><td>0.7</td><td>0.1</td><td>0.0</td><td>4.5</td></tr></table>	PPG	RPG	APG	SPG	BPG	MPG	0.2	0.3	0.7	0.1	0.0	4.5	NOTES: Played season-high 18 minutes at Arkansas; Had 2 pts, 4 assts, and 3 rebs...Played in 21 games this season...Had four assists in eight minutes played against Wofford...Dished out 9 assists, had 1 steal, no turnovers in 16 min. at Auburn in '14.	CAREER HIGHS Pts. - 2, 3x, last at Ark. (1/5/16) Rebs. - 3, 2x, last at Ark. (1/5/16) Ast. - 9, at Auburn (2/22/14) Min. - 21, at Ole Miss (3/8/14)
	PPG	RPG	APG	SPG	BPG	MPG											
0.2	0.3	0.7	0.1	0.0	4.5												
20		PHILLIP MCGLOIN G ★ 6-1 ★ 183 ★ So. ★ Washington, D.C.	<table><tr><th>PPG</th><th>RPG</th><th>APG</th><th>SPG</th><th>BPG</th><th>MPG</th></tr><tr><td>1.0</td><td>0.4</td><td>0.0</td><td>0.0</td><td>0.0</td><td>1.6</td></tr></table>	PPG	RPG	APG	SPG	BPG	MPG	1.0	0.4	0.0	0.0	0.0	1.6	NOTES: Scored first points of his career on made three vs. Gardner-Webb...Made 2nd three of season vs. Wofford...Played in 11 games this season...Averaged 0.6 rebounds and 0.2 assists per game last year...First-year SEC Academic Honor Roll member in 2014-15.	CAREER HIGHS Pts. - 3, 2x, last vs. Wofford (12/19/15) Rebs. - 2, 2x, last vs. Wake (11/24/15) Ast. - 1, vs. Missouri (2/21/15) Min. - 5, vs. Detroit (12/2/15)
	PPG	RPG	APG	SPG	BPG	MPG											
1.0	0.4	0.0	0.0	0.0	1.6												
21		SAMIR SEHIC F ★ 6-9 ★ 247 ★ Fr. ★ Atlanta, Ga.	<table><tr><th>PPG</th><th>RPG</th><th>APG</th><th>SPG</th><th>BPG</th><th>MPG</th></tr><tr><td>1.2</td><td>1.4</td><td>0.2</td><td>0.1</td><td>0.0</td><td>4.7</td></tr></table>	PPG	RPG	APG	SPG	BPG	MPG	1.2	1.4	0.2	0.1	0.0	4.7	NOTES: Made first three of his career vs. LSU... Played in 21 games this year...Averaged 20 points, 14 rebounds, two assists, one block and one steal for Cy Woods High School in Texas...Holds Cy Woods record for points, rebounds, and games played.	CAREER HIGHS Pts. - 3, 2x, last at Purdue (12/22/15) Rebs. - 7, vs. APSU (11/13/15) Ast. - 1, 2x, last vs Auburn (1/12/16) Min. - 15, vs. APSU (11/13/15)
	PPG	RPG	APG	SPG	BPG	MPG											
1.2	1.4	0.2	0.1	0.0	4.7												



24		NOLAN CRESSLER G ★ 6-4 ★ 210 ★ Jr. ★ Pittsburgh, Pa. <table><tr><th>PPG</th><th>RPG</th><th>APG</th><th>SPG</th><th>BPG</th><th>MPG</th></tr><tr><td>4.9</td><td>2.2</td><td>0.8</td><td>0.1</td><td>0.1</td><td>12.6</td></tr></table>	PPG	RPG	APG	SPG	BPG	MPG	4.9	2.2	0.8	0.1	0.1	12.6	NOTES: Scored 11 points in 12 minutes at home vs. Tennessee...Scored in double figures in 6 games this year...Transferred to VU from Cornell in spring of '14... Averaged 16.8 points, 4.2 rebounds, and 1.6 assists in his sophomore season with Cornell.	CAREER HIGHS Pts. - 34, vs. Brown (2/22/14) Rebs. - 9, 2x, last at Notre Dame (12/1/13) Ast. - 4, 3x, last vs. G. Webb (11/16/15) Min. - 37, 4x, last vs. Brown (2/22/14)
PPG	RPG	APG	SPG	BPG	MPG											
4.9	2.2	0.8	0.1	0.1	12.6											
30		DAMIAN JONES C ★ 7-0 ★ 245 ★ Jr. ★ Baton Rouge, La. <table><tr><th>PPG</th><th>RPG</th><th>APG</th><th>SPG</th><th>BPG</th><th>MPG</th></tr><tr><td>14.2</td><td>6.9</td><td>1.1</td><td>0.3</td><td>1.6</td><td>26.3</td></tr></table>	PPG	RPG	APG	SPG	BPG	MPG	14.2	6.9	1.1	0.3	1.6	26.3	NOTES: Scored career-high 27 points on 12-13 shooting at Florida...Led SEC in FG% in league games only (62.7%) and 2nd in all games (59.2%)....First-team All-SEC selection...Scored in double figures in 26 games this season and 74 in his career.	CAREER HIGHS Pts. - 27, at Florida (2/23/16) Rebs. - 16, vs. Georgia (2/20/16) Ast. - 6, at Baylor (12/6/15) Min. - 41, vs. TAMU (2/15/14)
PPG	RPG	APG	SPG	BPG	MPG											
14.2	6.9	1.1	0.3	1.6	26.3											
40		JOSH HENDERSON C ★ 7-0 ★ 237 ★ GS ★ Roanoke, Va. <table><tr><th>PPG</th><th>RPG</th><th>APG</th><th>SPG</th><th>BPG</th><th>MPG</th></tr><tr><td>3.5</td><td>2.2</td><td>0.5</td><td>0.2</td><td>0.4</td><td>10.4</td></tr></table>	PPG	RPG	APG	SPG	BPG	MPG	3.5	2.2	0.5	0.2	0.4	10.4	NOTES: Granted sixth year by NCAA in summer of 2015...Made 80-foot shot at the end of the half at Florida on Feb. 23, was named top play on SportsCenter...Scored 11 points in win over Detroit.....Graduated with a degree in Economics in May of 2014.	CAREER HIGHS Pts. - 13, 3x, last at UK (2/20) Rebs. - 7, 3x, last vs. Austin Peay (11/13/15) Ast. - 4, vs. Bucknell (11/15/11) Min. - 32, 2x, last at Aub (3/2/13)
PPG	RPG	APG	SPG	BPG	MPG											
3.5	2.2	0.5	0.2	0.4	10.4											

ALL-SEC	<p>Vanderbilt junior center Damian Jones was named to the All-SEC 1st Team, sophomore Wade Baldwin IV was named to the second team, and junior forward Luke Kornet was named to the All-SEC Defensive team by the league's 14 coaches, in an announcement made by the league office on Tuesday.</p> <p>The trio become the 35th, 36th, and 37th selections, respectively, to be honored as an All-SEC team member of the Kevin Stallings' era, while Jones' first-team honor is the program's 57th selection since 1949 and his second consecutive appearance on the first team. Baldwin IV is the programs' 55th second-team selection by the coaches or the media, and Kornet joins Jones and former Commodore Jeffery Taylor as the only Vanderbilt players named to the All-Defensive team.</p>
STALLINGS ALL-TIME WINNINGEST VU COACH	<p>Head Coach Kevin Stallings, the school's all-time winningest coach, is in his 17th season with the Commodores and 23rd overall as a head coach, and is the dean of SEC coaches. Stallings has 332 career wins at Vanderbilt and 455 overall as a head coach. He has eight 20-win seasons in the last 13 seasons, with 12 total postseason appearances, seven NCAA tournaments, and two Sweet 16's (2004 and 2007). He is also one of five SEC coaches to win 300 or more games at one institution, joining Kentucky's Adolph Rupp, Florida's Billy Donovan, and LSU's Dale Brown and Harry Rabenhorst, and is in 6th place all-time on the SEC wins list.</p>
CENTER U	<p>Vanderbilt has turned into Center University in the last eight seasons, with a center posting double digits in all but one of those seasons. Here's a look at the totals from centers since the 2007-08 season.</p> <p>2007-08 - A.J. Ogilvy - 17.0 ppg 2011-12 - Festus Ezeli - 10.1 ppg 2008-09 - A.J. Ogilvy - 15.4 ppg 2013-14 - Damian Jones - 11.3 ppg 2009-10 - A.J. Ogilvy - 13.4 ppg 2014-15 - Damian Jones - 14.5 ppg 2010-11 - Festus Ezeli - 13.0 ppg 2015-16 - Damian Jones - 14.3 ppg</p>
BLOCK PARTY	<p>Junior Luke Kornet is 4th in the nation in blocks at 3.04 blocks per game, and he has spurred the team to 177 blocks on the season, which is 2nd all-time team total in program history, and blocking 10 or shots in a game on three separate occasions. Damian Jones is second on the career blocks list with 165, and his 1.69 blocks per game career mark is the second-best in program history behind current Golden State Warrior Festus Ezeli, while Kornet is fifth in the program's history in career blocks per game (1.49) and fifth in total blocks (137).</p>
FINISHING STRONG	<p>The last two Februaries have been very kind to the Commodores, with Vanderbilt posting a combined 12-4 record in the last two years. Vanderbilt has won seven of their last 10 games this season, and in 2015, the Commodores won their last five regular season league games of the season and eight of their last 10.</p>
963	<p>Vanderbilt has made a 3-pointer in 963 consecutive games, a streak which began at the inception of the 3-point line in 1986-87. The Commodores rank second only to UNLV for the longest streak in Division I basketball. Vanderbilt, UNLV and Princeton are the only three schools in college basketball to have made at least one 3-pointer in every game played since the 3-point line was implemented.</p>
HOME SWEET HOME	<p>The Commodores finished the season 14-2 at home, their best winning percentage (.875) at home since 2009-10. Vanderbilt won eight in a row at home to the end the year, and averaged 80.2 points per game and posted a scoring average of +16.8. VU shot 47.9% from the floor in the 16 home games and limited opponents to 37.8%, and converted on 40.7% of its shots from three. Opponents shot only 29.9% from three for the year at Memorial Gym.</p>
2016 SIGNEES	<p>The Commodores signed two players in the early signing period, 6'8 forward Clevon Brown from San Antonio, Texas, and Payton Willis, a 6'4 guard from Fayetteville, Ark. Brown, who attended Churchill High School, is ranked as the 9th-best player in the state of Texas by Texas Hoops, and the 126th-ranked player nationally by Rivals.com. attends Fayetteville High School in Fayetteville, Arkansas, averaged 15.9 points, 3.6 rebounds, 3.5 assists, and 1.5 steals per game while also shooting 44.7% from three in his junior season and was honored as an all-conference and all-state selection as a sophomore and junior.</p>
ACADEMIC SUCCESS	<p>Eight members of this year's team were named to the SEC Academic Honor Roll or the SEC First-Year Academic Honor Roll for 2014-15. Junior Luke Kornet was also recently named to the CoSIDA All-District Three Academic Team for the second consecutive season.</p>





Vanderbilt at the NCAA Tournament

NCAA Tournament Appearances.....	13
Tournament Record	10-14 (.417)
Total Tournament Games	24
Last Appearance.....	2012; Lost to Wisconsin in the Third Round of East Regional
Best Finishes	Elite 8 (1965: field of 23); Sweet 16 (1988, 1993: field of 64; 2004, 2007: field of 65)

NCAA Tournament Results

1965 NCAA TOURNAMENT (1-1)

DATE	SCORE	SITE (ROUND)
March 12	Vanderbilt 83, DePaul 78 (OT)	Lexington, Ky. (Mideast-Semifinals)
March 13	Michigan 87, Vanderbilt 85	Lexington, Ky. (Mideast-Finals)

1974 NCAA TOURNAMENT (0-2)

DATE	SCORE	SITE (ROUND)
March 14	Marquette 69, Vanderbilt 61	Tuscaloosa, Ala. (Mideast-Semifinals)
March 16	Notre Dame 118, Vanderbilt 88	Tuscaloosa, Ala. (Mideast-Third Place)

1988 NCAA TOURNAMENT (2-1)

DATE	SCORE	SITE (ROUND)
March 18	[7] Vanderbilt 80, [10] Utah State 77	Lincoln, Neb. (Midwest-First Round)
March 20	[7] Vanderbilt 80, [2] Pittsburgh 77 (OT)	Lincoln, Neb. (Midwest-Second Round)
March 25	[2] Kansas 77, [7] Vanderbilt 64	Pontiac, Mich. (Midwest-Semifinals)

1989 NCAA TOURNAMENT (0-1)

DATE	SCORE	SITE (ROUND)
March 17	[9] Notre Dame 81, [8] Vanderbilt 65	Providence, R.I. (East-First Round)

1991 NCAA TOURNAMENT (0-1)

DATE	SCORE	SITE (ROUND)
March 15	[8] Georgetown 70, [9] Vanderbilt 60	Tucson, Ariz. (West-First Round)

1993 NCAA TOURNAMENT (2-1)

DATE	SCORE	SITE (ROUND)
March 18	[3] Vanderbilt 92, [14] Boise State 72	Salt Lake City, Utah (West-First Round)
March 20	[3] Vanderbilt 85, [6] Illinois 68	Salt Lake City, Utah (West-Second Round)
March 26	[7] Temple 67, [3] Vanderbilt 59	Seattle, Wash. (West-Semifinals)

1997 NCAA TOURNAMENT (0-1)

DATE	SCORE	SITE (ROUND)
March 13	[7] Xavier 80, [10] Vanderbilt 68	Auburn Hills, Mich. (Midwest-First Round)

2004 NCAA TOURNAMENT (2-1)

DATE	SCORE	SITE (ROUND)
March 19	[6] Vanderbilt 71, [11] W. Michigan 58	Orlando, Fla. (Phoenix-First Round)
March 21	[6] Vanderbilt 75, [3] N.C. State 73	Orlando, Fla. (Phoenix-Second Round)
March 25	[2] Connecticut 73, [6] Vanderbilt 53	Phoenix, Ariz. (Phoenix-Semifinals)

2007 NCAA TOURNAMENT (2-1)

DATE	SCORE	SITE (ROUND)
March 15	[6] Vanderbilt 77, [11] G. Washington 44	Sacramento, Calif. (First Round)
March 17	[6] Vanderbilt 78, [3] Wash. St. 74 (2OT)	Sacramento, Calif. (Second Round)
March 23	[2] Georgetown 66, [6] Vanderbilt 65	East Rutherford, N.J. (East-Semifinal)

2008 NCAA TOURNAMENT (0-1)

DATE	SCORE	SITE (ROUND)
March 21	[13] Siena 83, [4] Vanderbilt 62	Tampa, Fla. (First Round)

2010 NCAA TOURNAMENT (0-1)

DATE	SCORE	SITE (ROUND)
March 18	[13] Murray State 66, [4] Vanderbilt 65	San Jose, Calif. (First Round)

2011 NCAA TOURNAMENT (0-1)

DATE	SCORE	SITE (ROUND)
March 17	[12] Richmond 69, [5] Vanderbilt 66	Denver, Colo. (First Round)

2012 NCAA TOURNAMENT (1-1)

DATE	SCORE	SITE (ROUND)
March 15	[5] Vanderbilt 79, [12] Harvard 70	Albuquerque, N.M. (Second Round)
March 17	[4] Wisconsin 60, [5] Vanderbilt 57	Albuquerque, N.M. (Second Round)

NCAA TOURNAMENT APPEARANCES

Year	(Region)
1965.....	(Mideast)
1974.....	(Mideast)
1988.....	(Midwest)
1989.....	(East)
1991.....	(West)
1993.....	(West)
1997.....	(Midwest)
2004.....	(Phoenix)
2007.....	(East)
2008.....	(Midwest)
2010.....	(West)
2011.....	(Southwest)
2012.....	(East)

VANDERBILT VS. ALL OPPONENTS AT THE NCAA TOURNAMENT

Boise State	1-0
Connecticut	0-1
DePaul	1-0
Georgetown.....	0-2
George Washington.....	1-0
Harvard	1-0
Illinois.....	1-0
Kansas	0-1
Marquette.....	0-1
Michigan	0-1
Murray State.....	0-1
North Carolina State	1-0
Notre Dame	0-2
Pittsburgh	1-0
Richmond	0-1
Siena.....	0-1
Temple.....	0-1
Utah State	1-0
Washington State	1-0
Western Michigan	1-0
Wisconsin	0-1
Xavier.....	0-1
Totals	10-14

**RECORD BY REGIONAL ROUND**

First Round	4-6
Second Round	5-0
Third Round	0-1
Regional Semifinal	1-5
Regional Final	0-1
Consolation	0-1

RECORD AT NCAA**TOURNAMENT SITES**

Site	W-L
Albuquerque, N.M.	1-1
Auburn Hills, Mich.	0-1
Denver, Colo.	0-1
East Rutherford, N.J.	0-1
Lexington, Ky.	1-1
Lincoln, Neb.	2-0
Orlando, Fla.	2-0
Phoenix, Ariz.	0-1
Pontiac, Mich.	0-1
Providence, R.I.	0-1
Sacramento, Calif.	2-0
Salt Lake City, Utah	2-0
San Jose, Calif.	0-1
Seattle, Wash.	0-1
Tampa, Fla.	0-1
Tucson, Ariz.	0-1
Tuscaloosa, Ala.	0-2

**RECORD VS. SEEDED TEAMS IN
NCAA TOURNAMENT**

Vs. Seed	W-L	Last Faced (Opp)
No. 2	1-2	2007 (Georgetown)
No. 3	2-0	2007 (Wash. State)
No. 4	0-1	2012 (Wisconsin)
No. 6	1-1	1993 (Illinois)
No. 7	0-2	1997 (Xavier)
No. 8	0-1	1991 (Georgetown)
No. 9	0-1	1989 (Notre Dame)
No. 10	1-0	1988 (Utah State)
No. 11	2-0	2007 (G. Washington)
No. 12	2-1	1993 (Boise State) 2011 (Richmond) 2012 (Harvard)
No. 13	0-2	2010 (Murray State)

**RECORD AS A SEEDED TEAM
IN NCAA TOURNAMENT**

Seed	W-L	Year(s)
No. 3	2-1	1993
No. 4	0-2	2008, 2010
No. 5	1-2	2011, 2012
No. 6	4-2	2004, 2007
No. 7	2-1	1988
No. 8	0-1	1989
No. 9	0-1	1991
No. 10	0-1	1997

NCAA Tournament Records**Individual Records**

Number of Games	.6, Dan Cage
Field Goal Attempts	22, Clyde Lee vs. Michigan (3/13/65)
Field Goals Made	11, Clyde Lee vs. Michigan (3/13/65)
3-Point Field Goal Attempts	13, Barry Booker vs. Kansas (3/25/88)
3-Point Field Goals Made	7, Ronnie McMahan vs. Temple (3/26/93)
Free-Throw Attempts	11, Matt Freije vs. N.C. State (3/21/04)
Free-Throws Made	11, Matt Freije vs. N.C. State (3/21/04)
Rebounds	20, Clyde Lee vs. Michigan (3/13/65)
Assists	.8, Barry Goheen vs. Utah State (3/18/88)
Steals	5, Drew Maddux vs. Xavier (3/13/97)
Blocked Shots	4, Festus Ezeli vs. Harvard (3/15/12)
Turnovers	.5, seven times
Points	31, Matt Freije vs. N.C. State (3/21/04)

Team Records

Number of Games	24 (10-14)
Field Goal Attempts	.88 vs. Notre Dame (3/16/74)
Field Goals Made	37 vs. Notre Dame, (3/16/74)
3-Point Field Goal Attempts	.27 vs. Georgetown (3/23/07)
3-Point Field Goals Made	.27 vs. Washington St. [2 ot] (3/17/07)
Free-Throw Attempts	12 vs. Temple (3/26/93)
Free-Throws Made	12 vs. George Washington (3/15/07)
Rebounds	31 vs. DePaul (3/12/65)
Assists	24 vs. Boise State (3/18/93)
Steals	49 vs. Michigan (3/13/65)
Blocked Shots	24 vs. Utah State (3/18/88)
Turnovers	9 vs. Western Michigan (3/19/04)
VU Fouls	9 vs. Siena (3/21/08)
Combined Fouls	5 2x, last vs. Harvard (3/15/12)
VU Points	21 vs. Xavier (3/13/97)
Combined Points	.25 vs. Georgetown (3/15/91)
	42 vs. DePaul (3/12/65)
	.88 vs. Notre Dame (3/16/74)
	206 vs. Notre Dame (3/16/74)

STALLINGS AT THE NCAA TOURNAMENT

Vanderbilt head coach Kevin Stallings owns a 6-8 mark in the NCAA Tournament. He is 5-6 in five appearances at Vanderbilt (2004, 2007, 2008, 2010, 2011) and 1-2 in two appearances (1997, 1998) during his six-year tenure as head coach at Illinois State from 1994-1999.

Year	Seed	Record	Results
2012	No. 5 (East)	1-1	def. [12] Harvard, 79-70 lost to [4] Wisconsin, 60-57
2011	No. 5 (Southwest)	0-1	lost to [12] Richmond, 69-66
2010	No. 4 (West)	0-1	lost to [13] Murray State, 66-65
2008	No. 4 (Midwest)	0-1	lost to [13] Siena, 83-62
2007	No. 6 (East)	2-1	def. [11] George Washington, 77-44 def. [3] Washington State, 78-72 (2 OT) lost to [2] Georgetown, 66-65
2004	No. 6 (Phoenix)	2-1	def. [11] Western Michigan, 71-58 def. [3] N.C. State, 75-73 lost to [1] Connecticut, 73-53
1998	No. 9 (West)	1-1	def. [8] Tennessee, 82-81 (OT) lost to [1] Arizona, 99-60
1997	No. 11 (Midwest)	0-1	lost to [6] Iowa State, 69-57

Stallings served an assistant under Roy Williams at Kansas from 1989 to 1993, helping lead the Jayhawks to four NCAA appearances (1990-1993) and two Final Four showings (1991 and 1993).

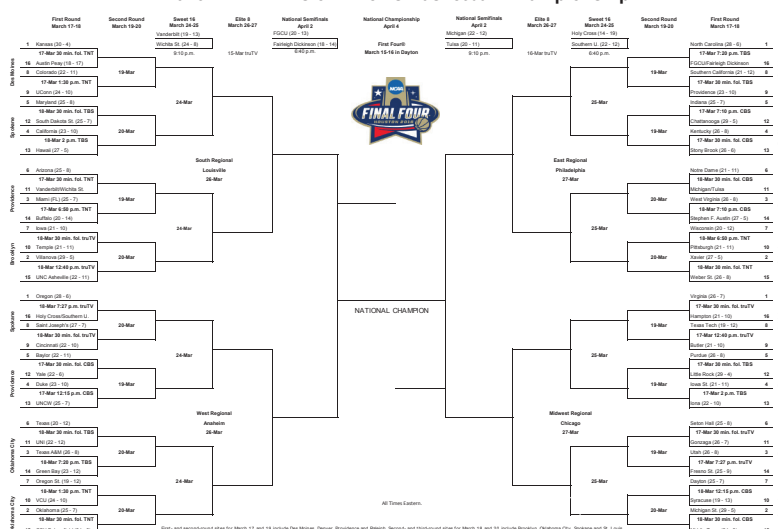
Stallings worked as an assistant to Gene Keady at Purdue from 1983 to 1988 with the Boilermakers making six NCAA Tournament appearances. Stallings played for Keady for three seasons (1980-82), including 1980 when the Boilermakers advanced to the Final Four.



STAT COMPARISON

	VU		WSU	
	<i>All</i>	<i>SEC</i>	<i>All</i>	<i>MVC</i>
Record	19-13	11-7	24-8	16-2
Scoring Offense	76.8	76.6	73.2	76.0
Scoring Defense	67.3	70.8	59.2	56.9
Scoring Margin	+9.4	+5.8	+14.0	+19.1
FG%	.461	.452	.434	.457
FG% Defense	.386	.402	.385	.359
3FG%	.388	.383	.330	.338
3FG% Defense	.292	.305	.324	.302
Free Throw %	.699	.702	.714	.728
Rebounding	38.6	38.7	37.5	38.0
Rebounding Margin	+1.3	+0.9	+4.6	+5.9
Turnovers/game	11.7	12.3	9.9	9.6
Opponent Turnovers	10.0	8.9	15.5	15.3
Steals	4.3	3.8	7.2	7.5
Blocks	5.5	5.6	3.7	4.3

2016 NCAA Division I Men's Basketball Championship

DORES ON
NEUTRAL
FLOORS

Vanderbilt has played four games on neutral floors this season at the Maui Jim Maui Invitational in November, defeating St. John's, 92-55, and Wake Forest, 86-64, while dropping a 70-63 decision to Kansas in the championship game in Maui and then a 67-65 decision to Tennessee in the SEC Tournament.

TOUGH
SCHEDULE

In all this season, Vanderbilt has faced nine tournament teams, with seven of their 13 non-conference games coming against NCAA Tournament foes. In all, the Commodores faced 13 teams that have advanced to either the NCAA Tournament or the NIT.

CENTERS AND
ACADEMICS

The Commodores post men, Damian Jones, Luke Kornet, and Josh Henderson, are not only contributors on the floor, but also overachievers off of it as well. Jones, an SEC Academic Honor Roll recipient last season, is majoring in engineering science, while Kornet, a two-time SEC Academic Honor roll and CoSida All-District Academic team member, is majoring in computer science. Sixth year graduate student Josh Henderson, who hit the shot heard around the world against Florida in Gainesville, graduated with a degree in Economics in 2014 and will graduate with a master's degree in education with a focus in leadership and organizational performance.

TRIPLE
DOUBLE

Luke Kornet became the second Vanderbilt player to notch a triple double after he scored 11 points, grabbed 11 rebounds, and blocked 11 shots against Auburn on January 12, joining Brad Tinsley, who had 11 points, 10 rebounds, and 10 assists in a win over Presbyterian on November 12, 2010. Kornet is the 13th player in the nation this season to garner a triple-double, and the first to do so with 10 blocks, which is the most in the nation in a single game by an individual player and set a new program record for blocks in a game.

JONES
COMING
ON

Damian Jones is showing why he is considered one of the nation's top big men at the end of the season. Jones, a Wooden Award, Lute Olson Award, and Kareem Abdul-Jabbar Award watch list member, who was also named a postseason All-SEC First Team member by the league's coaches, has scored 20 or more points in six different games this year and the engineering major from Baton Rouge, La., leads the SEC in field goal percentage in league games only (62.8%) and second in all games (59.4%).

JONES
NAMED
SEC POTW

Damian Jones was named the SEC Player of the Week after averaging 21.0 points and 7.5 rebounds per game in two Commodore wins over Florida and Kentucky. Jones scored a new career-high 27 points against Florida on 12-13 shooting from the floor, which set a new program record for field goal percentage in a game with 10 or more made shots (92.3%). In a win over Kentucky, he scored 15 points and had eight rebounds.

DOUBLE
DIGIT
DUBS

Nine of Vanderbilt's 11 league wins have come by double digits this season, and 16 of 19 overall.

FLORIDA,
TENNESSEE
SWEEPS

Vanderbilt swept Florida and Tennessee in the regular season for the first time since 2010 (4 wins), and for only the second time since 1965-66, when VU knocked off Tennessee twice and Florida once that season.



RECORD WATCH

Points Scored

Career

PLAYER, YEARS	POINTS
1. Shan Foster, 2005-08	2,011
2. Jeffery Taylor, 2009-12	1,897
3. Matt Freije, 2001-04	1,891
4. Phil Cox, 1982-85	1,724
5. Ronnie McMahan, 1992-95	1,719
6. Mike Rhodes, 1978-81	1,699
7. Clyde Lee, 1964-66	1,691
8. Drew Maddux, 1995-98	1,689
9. Charles Davis, 1977-81	1,675
10. John Jenkins, 2010-12	1,660
11. Jeff Fosnes, 1973-76	1,579
12. Tom Hagan, 1967-69	1,514
13. Barry Goheen, 1986-89	1,509
14. Dan Langhi, 1997-2000	1,502
15. A.J. Ogilvy, 2007	1,026
16. Scott Draud, 1987-91	1,466
17. Bobby Thym, 1954-57	1,403
18. Kevin Anglin, 1990-93	1,389
19. Billy McCaffrey, 1993-94	1,359
20. Butch Feher, 1973-76	1,345
21. Terry Compton, 1972-74	1,326
22. Frank Seckar, 1993-96	1,317
23. Barry Booker, 1986-89	1,310
24. Damian Jones, 2013-	1,308
25. Will Perdue, 1984-88	1,281
26. Jeff Turner, 1981-84	1,271
27. Jermaine Beal, 2006-10	1,253
28. Brad Tinsley, 2009-12	1,252
29. Thorpe Weber, 1969-71	1,209
30. Al Rochelle, 1954-57	1,206
30. Jim Henry, 1,198	1,198

FG%

In a Career (Minimum 400 FGA)

PLAYER, YEARS	FGM	FGA	PCT.
1. Will Perdue, 1984, 1986-88	519	856	.606
2. Willie Jones, 1980-82	367	606	.605
3. Damian Jones, 2013-	506	891	.568
4. Festus Ezeli, 2008-12	330	587	.562
5. A.J. Ogilvy, 2007-10	495	901	.549
6. Bob Bundy, 1967-69	220	402	.547
7. Frank Kornet, 1986-89	377	706	.534
8. Billy Di Spaltro, 1994-98	304	572	.531
9. Todd Milholland, 1989-1992	412	789	.522
10. Keith Thomas, 1964-66	401	777	.516

Assists

Per Game In a Career

[Kept since 1968-69, min. 50 games]

PLAYER, YEARS	G	A	APG
1. Jan van Breda Kolff, 1972-74	80	430	5.38
2. Wade Baldwin IV, 2014-	67	322	4.81
3. Atiba Prater, 1996-00	115	517	4.50
4. Billy McCaffrey, 1993-94	66	257	3.89
5. Frank Seckar, 1993-96	126	455	3.61
6. Brad Tinsley, 2009-12	134	482	3.59
7. Dicky Keffer, 1975-77	79	276	3.53
8. Kevin Anglin, 1990-93	129	435	3.37
9. Russell Lakey, 2000-04	111	369	3.32
10. Derrick Byars, 2006-07	64	212	3.31

Per Game In a Season

[Kept since 1968-69, min. 20 games]

PLAYER, SEASON	G	A	APG
1. Atiba Prater, 1999-00	30	180	6.0
2. Jan van Breda Kolff, 1972-73	26	147	5.7
t3. Frank Seckar, 1995-96	32	175	5.5
t3. Jan van Breda Kolff, 1971-72	26	142	5.5
5. Derrick Wilcox, 1988-89	33	173	5.2
6. Wade Baldwin IV, 2015-16	32	167	5.2
7. Atiba Prater, 1997-98	30	152	5.1
8. Jan van Breda Kolff, 1973-74	28	141	5.0
9. Jermaine Beal, 2007-08	34	158	4.6
10. Brad Tinsley, 2010-11	34	155	4.6

Blocked Shots

In a Career

[Since 1979-80, min. 50 games]

PLAYER, YEARS	G	BS	BPG
1. Festus Ezeli, 2008-12	121	204	1.69
2. Damian Jones, 2013-	98	165	1.68
3. Will Perdue, 1984, 86-88	104	157	1.51
4. A.J. Ogilvy, 2007-10	96	145	1.51
5. Luke Kornet, 2013-	92	137	1.49
6. Julian Terrell, 2003-06	124	116	0.94
7. Chris Woods, 1992-95	121	108	0.89
8. Dawid Przybyszewski, 2002-05	128	75	0.59
t9. Ted Skuchas, 2004-07	127	72	0.57
t9. Dan Hall, 1990, 92-94	123	70	0.57

Per Game In a Career

[Since 1979-80, min. 50 games]

PLAYER, YEARS	G	BS	BPG
1. Festus Ezeli, 2008-12	121	204	1.69
2. Damian Jones, 2013-	98	165	1.68
t3. A.J. Ogilvy, 2007-10	96	145	1.51
t3. Will Perdue, 1984, 86-88	104	157	1.51
5. Luke Kornet, 2013-	92	137	1.49
6. Julian Terrell, 2003-06	124	116	0.94
7. Chris Woods, 1992-95	121	108	0.89
8. Brian Thornton, 2001-03	61	44	0.72

In a Season (Since 1979-80)

PLAYER, SEASON	G	BS	BPG
1. Festus Ezeli, 2010-11	34	87	2.56
2. Luke Kornet, 2015-16	27	82	3.04
3. Will Perdue, 1987-88	31	74	2.39
4. Will Perdue, 1986-87	34	72	2.12
5. Damian Jones, 2014-15	35	70	2.00
t6. Festus Ezeli, 2011-12	26	52	2.00
t6. Damian Jones, 2015-16	32	52	1.63
8. Chris Woods, 1994-95	28	50	1.79
9. A.J. Ogilvy, 2007-08	34	49	1.44
t10. A.J. Ogilvy, 2009-10	33	48	1.45
t10. A.J. Ogilvy, 2008-09	29	48	1.65

Per Game In a Season

[Since 1979-80]

PLAYER, SEASON	G	BS	BPG
1. Luke Kornet, 2015-16	27	82	3.04
2. Festus Ezeli, 2010-11	34	87	2.56
3. Will Perdue, 1987-88	31	74	2.39
4. Will Perdue, 1986-87	34	72	2.12
t5. Festus Ezeli, 2011-12	26	52	2.00
t5. Damian Jones, 2014-15	35	70	2.00
7. Chris Woods, 1994-95	28	50	1.79
8. A.J. Ogilvy, 2008-09	29	48	1.65
9. Damian Jones, 2015-16	32	52	1.63
10. A.J. Ogilvy, 2009-10	33	48	1.45



HEAD COACH KEVIN STALLINGS



THE STALLINGS FILE

Born: October 1, 1960**High School:** Collinsville (Ill.) '78**College:** Bachelor's Degree in Business Management and Marketing, Purdue, '82, Master's Degree in Counseling, Purdue, '85**Family:** Wife, Lisa, three children, Jacob (23), Alexa (19), Jordyn (13)

WINNINGEST COACHES AT VANDERBILT

Coach	Yrs	Record	Pct
1. Kevin Stallings (1999-)	17	332-219	.603
2. Roy Skinner (1959, 1962-76)	16	278-135	.673
3. Bob Polk (1948-58, 1960-61)	13	197-106	.650
4. C.M. Newton (1982-89)	8	129-115	.529
5. Jan van Breda Kolff (1994-99)	6	104-81	.562
6. Josh Cody (1924-27, 1932-36)	9	98-100	.495
7. Eddie Fogler (1990-93)	4	81-48	.628

WINNINGEST COACHES AT MEMORIAL GYM

Coach	Yrs	Record
1. Kevin Stallings (2000-)	17	226-65
2. Roy Skinner (1959, 1962-76)	16	181-41
3. Bob Polk (1948-58, 1960-61)	8	96-15
4. C.M. Newton (1982-89)	8	91-37
5. Jan van Breda Kolff (1994-99)	6	75-20
6. Eddie Fogler (1990-93)	4	54-12

STALLINGS THROUGH THE YEARS

Year	School	Position	W-L	Conf.	Postseason
2016	Vanderbilt	Head Coach	19-13	11-7	NCAA Tournament
2015	Vanderbilt	Head Coach	21-14	9-9	NIT Quarterfinals
2014	Vanderbilt	Head Coach	15-16	7-11	-
2013	Vanderbilt	Head Coach	16-17	8-10	-
2012	Vanderbilt	Head Coach	25-11	10-6#	NCAA Third Round
2011	Vanderbilt	Head Coach	23-11	9-7	NCAA Second Round
2010	Vanderbilt	Head Coach	24-9	12-4	NCAA First Round
2009	Vanderbilt	Head Coach	19-11	8-8	-
2008	Vanderbilt	Head Coach	26-8	10-6	NCAA First Round
2007	Vanderbilt	Head Coach	22-12	10-6	NCAA Regional Semifinals
2006	Vanderbilt	Head Coach	17-13	7-9	NIT First Round
2005	Vanderbilt	Head Coach	20-14	8-8	NIT Quarterfinals
2004	Vanderbilt	Head Coach	23-10	8-8	NCAA Regional Semifinals
2003	Vanderbilt	Head Coach	11-18	3-13	—
2002	Vanderbilt	Head Coach	17-15	6-10	NIT First Round^
2001	Vanderbilt	Head Coach	15-15	4-12	—
2000	Vanderbilt	Head Coach	19-11	8-8	NIT First Round
1999	Illinois State	Head Coach	16-15	7-11	—
1998	Illinois State	Head Coach	25-6	16-2●#	NCAA Second Round
1997	Illinois State	Head Coach	24-6	14-4●#	NCAA First Round
1996	Illinois State	Head Coach	22-12	13-5	NIT Quarterfinals
1995	Illinois State	Head Coach	20-13	13-5	NIT Second Round
1994	Illinois State	Head Coach	16-11	12-6	—
1993	Kansas	Assistant	29-7	11-3●	NCAA Final Four
1992	Kansas	Assistant	27-5	11-3●#	NCAA Second Round
1991	Kansas	Assistant	27-8	10-4●	NCAA Final Four*
1990	Kansas	Assistant	30-5	11-3	NCAA Second Round
1989	Kansas	Assistant	19-12	6-8	—
1988	Purdue	Assistant	29-4	16-2●	NCAA Sweet 16
1987	Purdue	Assistant	25-5	15-3●	NCAA Second Round
1986	Purdue	Assistant	22-10	11-7	NCAA First Round
1985	Purdue	Assistant	20-9	12-6	NCAA First Round
1984	Purdue	Assistant	22-7	15-3●	NCAA First Round
1983	Purdue	Assistant	21-9	11-7	NCAA Second Round
1982	Purdue	Player	18-14	11-7	NIT Final Four
1981	Purdue	Player	21-11	10-8	NIT Final Four
1980	Purdue	Player	27-8	11-7#	NCAA Final Four*
1979	Belleville J.C.	Player	28-9	—	NJCAA Tournament
Totals at Vanderbilt (Head Coach)			332-219	138-142	
Totals at Illinois State (Head Coach)			123-63	75-33	
Head Coach Totals			455-282	213-174	
Totals at Kansas (Assistant Coach)			132-37	49-21	
Totals at Purdue (Assistant Coach)			139-44		
Totals at Purdue (playing)			66-33		

● Regular season conference champions; # Conference tournament champions; * Lost in National Championship game; ^ Included an Opening Round play-in game that Vanderbilt won over Houston.

26

In 33 seasons, his teams have made 26 tournament appearances, including 19 NCAA berths and three Final Fours.

25

20-Win Seasons in his career and 12 conference championships.

8

20-Win Seasons in last 13 seasons and total number of 20-win seasons at Vanderbilt, the most of any Commodore coach.

332

Number of victories at Vanderbilt. Now winningest all-time Vanderbilt coach, surpassed legendary VU mentor Roy Skinner vs. Lipscomb on November 15, 2013.

455

Total victories as a head coach.

3

SEC Players of the Year in his 15-year tenure - Dan Langhi (2000), Derrick Byars (2007), Shan Foster (2008).

37

All-SEC Performers during his time at Vanderbilt.

3

Consecutive trips to the NCAA Tournament (2010, 2011, 2012), the first time Vanderbilt has accomplished the feat.

7

NCAA Tournaments in the last 13 seasons.

2

Sweet 16 appearances as Commodore mentor (2004, 2007).

45

At Vanderbilt, all 45 of his seniors either have earned or are currently working toward their college degree.

61

The Commodores won their first SEC Tournament crown in 61 years after defeating #1 Kentucky in final in 2012.

3

Only three losing seasons as a player or coach in 33 years.



ALL SEC TEAMS

The 2015-16 All-SEC Teams voted on by the league's 14 coaches. The Commodores had three players selected to this year's All-SEC teams.

First Team All-SEC

Retin Obasohan, Alabama – G, 6-2, 210, Sr., Antwerp, Belgium
Jamal Murray, Kentucky – G, 6-4, 207, Fr., Kitchener, Ontario
Tyler Ulis, Kentucky – G, 5-9, 160, So., Chicago, Ill.
Ben Simmons, LSU – F, 6-10, 240, Fr., Melbourne, Australia
Stefan Moody, Ole Miss – G, 5-10, 179, Sr., Kissimmee, Fla.
Michael Carrera, South Carolina – F, 6-5, 214, Sr., Anzoategui, Venezuela
Jalen Jones, Texas A&M – G/F, 6-7, 220, Sr., Dallas, Texas
Damian Jones, Vanderbilt – C, 7-0, 245, Jr., Baton Rouge, La.

Second Team All-SEC

Moses Kingsley, Arkansas – F, 6-10, 230, Jr., Abuja, Nigeria
Dorian Finney-Smith, Florida – F, 6-8, 220, Sr., Portsmouth, Va.
J.J. Frazier, Georgia – 5-10, 155, G, Jr., Glennville, Ga.
Yante Maten, Georgia – 6-8, 240, F, So., Pontiac, Mich.
Kevin Punter Jr., Tennessee – G, 6-2, 190, Sr., Bronx, N.Y.
Alex Caruso, Texas A&M – G, 6-5, 186, Sr., College Station, Texas
Danuel House, Texas A&M – G, 6-7, 212, Sr., Fresno, Texas
Wade Baldwin IV, Vanderbilt – G, 6-3, 194, So., Belle Mead, N.J.

SEC All-Freshman Team

KeVaughn Allen, Florida – G, 6-2, 183, Fr., Little Rock, Ark.
Jamal Murray, Kentucky – G, 6-4, 207, Fr., Kitchener, Ontario
Antonio Blakeney, LSU – G, 6-4, 190, Fr., Sarasota, Fla.
Ben Simmons, LSU – F, 6-10, 240, Fr., Melbourne, Australia
Quinnndary Weatherspoon, Miss. St. – G, 6-4, 202, Fr., Canton, Miss.
Kevin Puryear, Missouri – F, 6-7, 236, Fr., Blue Springs, Mo.
Tyler Davis, Texas A&M – C, 6-10, 265, Fr., Plano, Texas
DJ Hogg, Texas A&M – F, 6-8, 216, Fr., Plano, Texas

SEC All-Defensive Team

Retin Obasohan, Alabama – G, 6-2, 210, Sr., Antwerp, Belgium
Moses Kingsley, Arkansas – F, 6-10, 230, Jr., Abuja, Nigeria
Tyler Ulis, Kentucky – G, 5-9, 160, So., Chicago, Ill.
Sindarius Thornwell, S. Carolina – G, 6-5, 215, Jr., Lancaster, S.C.
Alex Caruso, Texas A&M – G, 6-5, 186, Sr., College Station, Texas
Luke Kornet, Vanderbilt – F, 7-1, 240, Jr., Lantana, Texas

SEC Coach of the Year: Billy Kennedy, Texas A&M

SEC Player of the Year: Tyler Ulis, Kentucky

SEC Scholar-Athlete of the Year: Retin Obasohan, Alabama

SEC Freshman of the Year: Ben Simmons, LSU

SEC Sixth-Man of the Year: Duane Notice, South Carolina

SEC Defensive Player of the Year: Tyler Ulis, Kentucky

VU QUICK FACTS

Location Nashville, Tenn.
Founded 1873
Conference Southeastern
Enrollment 6,738
Nickname Commodores
Colors Black and Gold
Home Arena Memorial Gymnasium (14,316)
Chancellor Nicholas Zeppos
Vice Chancellor David Williams II
Faculty Rep. Dr. Susan Wente

Athletic Communications

Men's Basketball SID Andy Boggs
Media Relations Address 2601 Jess Neely Dr.
..... Nashville, TN 37212
Office Phone (615) 343-1847
Office Fax (615) 343-7064
E-Mail Andy.Boggs@Vanderbilt.edu

INS AND OUTS

Career Games Played

Player	Games	Starts	Cons. Starts
Josh Henderson	104	27	0
Damian Jones	97	93	33
Luke Kornet	91	39	2
Nolan Cressler	87	42	0
Wade Baldwin IV	66	51	2
Riley LaChance	66	55	0
Matthew Fisher-Davis	64	38	12
Jeff Roberson	63	47	2
Carter Josephs	60	2	0
Nathan Watkins	38	1	1
Joe Toye	28	0	0
Camron Justice	26	0	0
Samir Sehic	21	0	0
Philip McGloin	16	0	0

Double-Digit Scoring Games

Player	Career (Record)	'15-16	Cons.
Damian Jones	73 (43-30)	25 (17-8)	9 (6-3)
Wade Baldwin IV	42 (28-14)	26 (15-11)	7 (4-3)
Riley LaChance	34 (23-11)	10 (6-4)	-
Luke Kornet	32 (22-10)	11 (8-3)	-
Matthew Fisher-Davis	27 (18-9)	17 (10-7)	2 (0-2)
Jeff Roberson	20 (15-5)	18 (14-4)	-
Josh Henderson	13 (8-5)	1 (1-0)	-
Nolan Cressler	42	6 (5-1)	-
Camron Justice	2 (2-0)	2 (2-0)	-
Joe Toye	2 (2-0)	2 (2-0)	1 (1-0)

Double-Digit Rebounding Games

Player	Career	'15-16	Cons.
Damian Jones	12 (6-6)	7 (4-3)	-
Luke Kornet	8 (8-0)	6 (6-0)	-
Jeff Roberson	5 (4-0)	5 (5-0)	-
Wade Baldwin IV	1 (1-0)	-	-
Matthew Fisher-Davis	1 (1-0)	1 (1-0)	-

Double-Digit Assist Games

Player	Career	'15-16	Cons.
Wade Baldwin IV	3 (2-0)	2 (2-0)	-

Double-Doubles

Player	Career	'15-16	Cons.
Damian Jones	14 (6-8)	7 (4-3)	-
Luke Kornet	5 (5-0)	4 (4-0)	-
Jeff Roberson	5 (5-0)	5 (5-0)	-
Wade Baldwin IV	2 (2-0)	1 (1-0)	-
Matthew Fisher-Davis	1 (1-0)	1 (1-0)	-

SEC PRESEASON POLL

Preseason Media Poll, Pts

- Kentucky, 406
- Vanderbilt, 357**
- Texas A&M, 344
- LSU, 333
- Georgia, 266
- Florida, 258
- South Carolina, 204
- Mississippi State, 203
- Ole Miss, 184
- Auburn, 168
- Arkansas, 118
- Tennessee, 86
- Alabama, 85
- Missouri, 33

First Team All-SEC

Danuel House - Texas A&M, G, 6-7, 212, Sr., Fresno, Texas
Damian Jones - Vanderbilt, C, 7-0, 245, Jr., Baton Rouge, La.
Skal Labissiere - Kentucky, F, 6-11, 225, Fr., Port-au-Prince, Haiti
Stefan Moody - Ole Miss, G, 5-10, 179, Sr., Kissimmee, Fla.
Ben Simmons - LSU, F, 6-10, 225, Fr., Melbourne, Australia
Tyler Ulis - Kentucky, G, 5-9, 160, So., Lima, Ohio

Second Team All-SEC

Dorian Finney-Smith - Florida, F, 6-8, 220, Sr., Portsmouth, Va.
Malik Newman - Mississippi State, G, 6-3, 178, Fr., Jackson, Miss.
Charles Mann - Georgia, G, 6-5, 215, Sr., Alpharetta, Ga.
Alex Poythress - Kentucky, F, 6-8, 230, Sr., Clarksville, Tenn.
Tim Quarterman - LSU, G, 6-6, 190, Jr., Savannah, Ga.
Alex Caruso - Texas A&M, G, 6-5, 186, Sr., College Station, Texas

SEC Player of the Year: Ben Simmons, LSU

2015-16 TRENDS

Winning Opening Tip	14-7
Losing Opening Tip	5-6
VU Scores First	14-5
Opponent Scores First	5-8
Leading at Halftime	17-7
Trailing at Halftime	2-6
Tied at Halftime	0-0
Leading with Five Minutes Remaining	18-2
Trailing with Five Minutes Remaining	1-10
Tied with Five Minutes Remaining	0-0
Leading with Two Minutes Remaining	18-1
Trailing with Two Minutes Remaining	0-10
Tied with Two Minutes Remaining	1-2
Overtime	1-1
Games Decided by Three Points or Less	1-3
Games Decided by 4-10 Points	2-7
Games Decided by 11-20 Points	8-3
Games Decided by 21-plus Points	8-0
VU Shoots 50% or Better	8-1
VU Shoots 40% or Better	19-10
VU Shoots Lower Than 40%	0-3
Opponent Shoots 50% or Better	0-1
Opponent Shoots 40% or Better	7-10
Opponent Shoots Lower Than 40%	12-3
VU Outshoots Opponent	17-5
VU Outshot by Opponent	2-8
Shoot Same Percentage	0-0
VU Scores 70 Points or More	18-4
VU Scores Less Than 70 Points	1-9
VU Scores 80 Points or More	11-2
VU Scores 90 Points or More	3-0
Opponent Scores 70 Points or More	4-9
Opponent Scores Less Than 70 Points	15-4
Opponent Scores 80 Points or More	0-3
Opponent Scores 90 Points or More	0-2
Makes More 3-Pointers Than Opponent	15-10
Makes Fewer 3-Pointers Than Opponent	2-3
3-Pointers are Equal	2-0
Outrebounds Opponent	15-3
Outrebounded by Opponent	4-9
Rebounds are Equal	0-1
Playing on National TV	15-13
Playing on Regional TV	0-0
Online Only	4-0
Playing on Weekday	15-6
Playing on Weekend	4-6
Game Tips Before 6 p.m. CT (afternoons)	5-5
Game Tips After 6 p.m. CT (evenings)	14-8
In White Uniforms	11-2
In Gold Uniforms	3-1
In Black Uniforms	2-9
In Grey Uniforms	2-1
In Neon Uniforms	1-0
In November	5-1
In December	3-3
In January	4-5
In February	6-2
In March	1-2
Home	14-2
Neutral	2-2
Away	3-9
Conferences	
vs. Non-Conference	8-5
Ohio Valley	1-0
Big South	1-0
America East	1-0
Big East	1-0
ACC	1-0
Big 12	0-3
Horizon	1-0
Atlantic 10	0-1
Southern	1-0
Big Ten	0-1
Mid-American	1-0
Vs. SEC	11-8
Lineups	
Baldwin, Fisher-Davis, Roberson, Kornet, Jones	8-4
Baldwin, LaChance, Fisher-Davis, Kornet, Jones	4-2
Baldwin, LaChance, Fisher-Davis, Roberson, Jones	2-4
Baldwin, LaChance, Roberson, Kornet, Jones	3-1
Baldwin, LaChance, Cressler, Kornet, Jones	1-0
LaChance, Cressler, Fisher-Davis, Roberson, Jones	1-0
LaChance, Fisher-Davis, Roberson, Kornet, Jones	0-1
Josephs, Watkins, Fisher-Davis, Henderson, Jones	1-0



LAST TIME OUT

BOX SCORE VS. TENNESSEE

Official Basketball Box Score -- Game Totals -- Final Statistics

Tennessee vs Vanderbilt

03/10/16 2:40 pm CT at 2016 SEC Men's Tournament-Nashville, TN

Tennessee 67 • 15-18, 6-12

##	Player		Total	3-Ptr	Rebounds			PF	TP	A	TO	Blk	Stl	Min
			FG-FGA	FG-FGA	FT-FTA	Off	Def							
04	Moore, Armani	f	5-12	1-1	3-5	0	5	5	3	14	3	0	2	36
05	Schofield, Admiral	f	5-12	0-2	2-2	4	3	7	3	12	0	1	1	29
23	Reese, Derek	f	2-6	1-2	2-2	2	8	10	1	7	2	1	0	35
25	Phillips, Shembari	g	0-2	0-1	0-0	0	0	0	0	0	1	1	0	9
34	Baulkman, Devon	g	2-5	1-4	1-1	0	4	4	1	6	1	1	0	31
03	Hubbs III, Robert		4-8	1-1	1-2	3	1	4	0	10	0	0	0	29
15	Mostella, Detrick		7-18	2-8	2-4	3	3	6	2	18	3	2	1	31
Team						0	1	1			1			
Totals			25-63	6-19	11-16	12	25	37	10	67	10	7	4	200

FG % 1st Half: 12-30 40.0% 2nd half: 13-33 39.4% Game: 25-63 39.7%
 3FG % 1st Half: 4-12 33.3% 2nd half: 2-7 28.6% Game: 6-19 31.6%
 FT % 1st Half: 6-9 66.7% 2nd half: 5-7 71.4% Game: 11-16 68.8%

Deadball
Rebounds
1

Vanderbilt 65 • 19-13, 11-7

##	Player		Total	3-Ptr	Rebounds			PF	TP	A	TO	Blk	Stl	Min
			FG-FGA	FG-FGA	FT-FTA	Off	Def							
03	KORNET, Luke	f	2-3	2-3	0-0	1	7	8	1	6	2	0	5	36
11	ROBERSON, Jeff	f	2-8	0-3	0-0	3	5	8	4	4	1	2	0	25
30	JONES, Damian	c	5-8	0-0	2-5	0	2	2	3	12	0	2	0	29
04	BALDWIN IV, Wade	g	5-13	0-5	3-3	1	5	6	4	13	8	4	0	34
05	FISHER-DAVIS, Matthe	g	4-10	4-8	0-0	0	3	3	3	12	0	2	0	33
00	JUSTICE, Camron		0-0	0-0	0-0	0	0	0	1	0	1	0	0	1
02	TOYE, Joe		3-5	3-4	1-2	1	3	4	3	10	4	1	0	23
13	LACHANCE, Riley		0-6	0-2	0-0	0	3	3	0	0	1	1	0	11
24	CRESSLER, Nolan		2-2	0-0	0-0	0	0	0	0	4	0	0	0	5
40	HENDERSON, Josh		2-2	0-0	0-0	1	0	1	1	4	0	0	0	3
Team						2	2	4						
Totals			25-57	9-25	6-10	9	30	39	20	65	17	12	5	200

FG % 1st Half: 10-32 31.3% 2nd half: 15-25 60.0% Game: 25-57 43.9%
 3FG % 1st Half: 1-13 7.7% 2nd half: 8-12 66.7% Game: 9-25 36.0%
 FT % 1st Half: 1-1 100.0 2nd half: 5-9 55.6% Game: 6-10 60.0%

Deadball
Rebounds
2

Officials: Karl Hess, Olandis Poole, Tony Henderson
 Technical fouls: Tennessee-None. Vanderbilt-None.
 Attendance: 12270
 Session 2 Attendance 12,270

Score by periods	1st	2nd	Total
Tennessee	34	33	67
Vanderbilt	22	43	65

Points	In	Off	2nd	Fast	Bench
UT	Paint	T/O	Chance	Break	
VU	30	17	8	6	28
	30	5	7	10	18

Last FG - UT 2nd-01:22, VU 2nd-00:09.
 Largest lead - UT by 15 1st-04:06, VU by 2 1st-18:54.

Score tied - 4 times.
 Lead changed - 5 times.

Game Notes:

-Vanderbilt's loss to Tennessee moved Vanderbilt's overall record to 19-13 for the season.
 -Wade Baldwin IV led four players in double figures with 13 points. Damian Jones and Matthew Fisher-Davis each added 12 points, and Joe Toye tied a career high with 10 points.

Team

-The Commodores had 12 turnovers to Tennessee's seven, and had 10 in the first half. The Volunteers outscored Vanderbilt, 17-5, in points off of turnovers.
 -Vanderbilt outshot and outrebounded the Volunteers on the day.
 -Tennessee outscored Vanderbilt, 28-18, in bench points.

Individual

-Wade Baldwin scored 13 points and added eight assists and six rebounds. He has had five or more assists in 16 games this season and scored in double digits in 26 games.
 -All of Fisher-Davis' baskets came on made three pointers. He was 4-8 from three.
 -Toye's 10 points tied a career high he set against Detroit earlier this year. His three made threes was a new career-best, as was his 23 minutes played against the Volunteers.

RECAP

NASHVILLE (AP) -- Derek Reese's two free throws with 13.3 seconds left proved the difference, and the Tennessee Volunteers held on to upset No. 5 seed Vanderbilt 67-65 at the Southeastern Conference tournament.

The Commodores appeared to have tied it at the buzzer when Wade Baldwin IV drove for a layup. Tennessee coach Rick Barnes immediately protested to officials, and they ruled the shot was late after reviewing a replay showing the ball still in Baldwin's left hand when the red light went on.

Vols senior Armani Moore dropped to his knees with his face in his hands after hearing the officials' decision.

The 12th-seeded Vols (15-18) were playing without their leading scorer but were coming off the biggest SEC tournament win in the program's history over Auburn on Wednesday night.

They avoided being swept by their in-state rival and may have seriously hurt their in-state rivals' NCAA Tournament hopes. Tennessee, which lost four straight to end the regular season, now will play No. 4 seed LSU in the quarterfinals Friday after its second straight win.

Vanderbilt (19-13) now has lost two straight and falls to 1-8 against Tennessee in this tournament.

Detrick Mostella led the Vols with 18 points, Moore added 14, Admiral Schofield 12 and Robert Hubbs III 10.

Baldwin finished with 13 points, Matthew Fisher-Davis and Damian Jones each had 12 and Joe Toye 10. Vanderbilt hit 8 of 12 from 3 in the second half and shot 60 percent (15 of 25) in the final 20 minutes.

It just wasn't enough to erase the Commodores' poor shooting and sloppy play in the first half. Tennessee led by as much as 15 in the first half and 34-22 at halftime.

The Commodores finally got going and took their first lead since 2-0 on a 3-pointer by Toye with 4:19 left at 57-56, setting up the frantic finish. But Jones' dunk with 2:43 gave them their last lead at 59-58.

Fisher-Davis knocked down his fourth 3 with 8.6 seconds left to pull Vandy within 67-65. Mostella missed a free throw and got the rebound. He missed his next free throw with 4.5 seconds left, Luke Kornet got the rebound and passed to Baldwin who drove to the basket for his layup that wouldn't count.



2015-16 Roster

No.	Name	Pos.	Ht.	Wt.	Cl.-Yr	Hometown (Previous School)
0	Camron Justice	G	6-3	180	Fr. - 1st	Hindman, Ky. (Knott County Central)
2	Joe Toye	G/F	6-7	201	Fr. - 1st	Chicago, Ill. (Whitney Young)
3	Luke Kornet	F	7-1	240	Jr. - 3rd	Lantana, Texas (Liberty Christian)
4	Wade Baldwin IV	G	6-3	194	So. - 2nd	Belle Mead, N.J. (St. Joseph)
5	Matthew Fisher-Davis	G	6-5	185	So. - 2nd	Charlotte, N.C. (Butler)
10	Nathan Watkins	G	6-5	186	Sr. - 4th	Brentwood, Tenn. (Ensworth School)
11	Jeff Roberson	F	6-6	220	So. - 2nd	Houston, Texas (The Kinkaid School)
12	Djery Baptiste	C	6-10	235	Fr. - 1st	Gonaives, Haiti (Prestonwood Christian (Texas))
13	Riley LaChance	G	6-2	182	So. - 2nd	Brookfield, Wis. (Brookfield Central)
14	Carter Josephs	G	6-0	180	Sr. - 4th	San Antonio, Texas (Tom C. Clark)
20	Phillip McGloin	G	6-1	183	So. - 2nd	Washington, D.C. (Mercersburg Academy)
21	Samir Sehic	F	6-9	247	Fr. - 1st	Atlanta, Ga. (Cy Woods (Texas))
24	Nolan Cressler	G	6-4	210	R-Jr. - 2nd	Pittsburgh, Pa. (Cornell)
30	Damian Jones	C	7-0	245	Jr. - 3rd	Baton Rouge, La. (Scotlandville Magnet)
40	Josh Henderson	C	7-0	237	R-Sr. - 6th	Roanoke, Va. (Cave Spring)

COACHING STAFF

Head Coach..... **Kevin Stallings** (Purdue, 1982) - 17th
 Assistant Coach..... **Adam Cohen** (Arizona, 2008) - 2nd
 Assistant Coach..... **Derrick Jones** (Samford, 2001) - 2nd
 Assistant Coach..... **Tom Richardson** (St. Xavier (Ill.), 1977) - 13th
 Director of Operations..... **Dan Cage** (Vanderbilt, 2007) - 6th
 Player Development Assistant.. **Darshawn McClellan** (Vanderbilt, 2011) - 1st

SUPPORT STAFF

Athletic Communications Dir. **Andy Boggs** (Florida State, 1998)
 Academic Support..... **Neal Clark** (Kentucky, 1992)
 Athletic Trainer..... **Shannon Gordon** (Indiana State, 1992)
 Strength and Conditioning..... **Garry Christopher** (Baylor, 2009)

PRONUNCIATION GUIDE

Djery Baptiste..... **Jerry - Bap-TEEST**
 Luke Kornet..... **Kor-NET**
 Jeff Roberson..... **ROE-ber-son**
 Samir Sehic..... **Sa-MEER SEY-ick**

ROSTER BY CLASS

Seniors (3)

Josh Henderson..... Roanoke, Va.
Carter Josephs..... San Antonio, Texas
Nathan Watkins..... Nashville, Tenn.

Juniors (3)

Damian Jones..... Baton Rouge, La.
Luke Kornet..... Lantana, Texas
Nolan Cressler..... Pittsburgh, Pa.

Sophomores (5)

Wade Baldwin IV..... Belle Mead, N.J.
Matthew Fisher-Davis..... Charlotte, N.C.
Riley LaChance..... Brookfield, Wisc.
Phillip McGloin..... Washington, D.C.
Jeff Roberson..... Houston, Texas

Freshman (4)

Djery Baptiste..... Gonaives, Haiti
Camron Justice..... Hindman, Ky.
Samir Sehic..... Atlanta, Ga.
Joe Toye..... Chicago, Ill.



MEMORIAL MAGIC - THE HOME TO VANDERBILT HOOPS SINCE 1952

HISTORIC MEMORIAL GYMNASIUM IN 63RD SEASON

Storied Memorial Gymnasium is in its 63rd season as the host venue of Vanderbilt basketball. The SEC's most historic hoops setting has played host to more than 950 men's contests as well as the 1984 and 1991 SEC Tournaments and 40 men's and women's NCAA Tournament contests (since the early 1980s).

As the oldest gymnasium in the SEC, Memorial Gymnasium is renowned for its end zone benches, raised floor and unique atmosphere. It was dedicated in 1952 as a memorial to all Vanderbilt men and women who served in World War II. It was built by the late master architect Edwin Keeble, who was commissioned to build a combination gymnasium/concert hall.

.782	All-time winning percentage at Memorial Gym (772-215).
226	Career wins at Memorial Gym for Kevin Stallings, and is the facility's all-time wins leader.
.898	Winning percentage against non-conference opponents since 1990 (202-23).
136-16	Stallings' non-conference record at home.
6	Undefeated seasons at home.

Winningest Coaches at Memorial Gymnasium

Coach	Yrs	Record
1 Kevin Stallings (2000-Present)	17	226-65
2. Roy Skinner (1959, 1962-76)	16	181-41
3. Bob Polk (1948-58, 1960-61)	8	96-15
4. C.M. Newton (1982-89)	8	91-37
5. Jan van Breda Kolff (1994-99)	6	75-20
6. Eddie Fogler (1990-93)	4	54-12

Stallings' Year-By-Year Record At Memorial Gym

Year	Won	Lost
2015-16	14	2
2014-15	15	4
2013-14	10	6
2012-13	9	6
2011-12	13	5
2010-11	14	3
2009-10	14	2
2008-09	13	4
2007-08	19	0
2006-07	14	3
2005-06	10	6
2004-05	17	2
2003-04	15	2
2002-03	10	6
2001-02	13	4
2000-01	12	7
1999-00	14	3

ANNUAL ATTENDANCE FIGURES

Year	All Games	Attendance	Average	NCAA Rank	SEC Games	SEC Attendance	Average
2015-16	16	178,167	11,135	-	9	107,318	11,924
2014-15	19	168,377	8,862	51	9	88,830	9,870
2013-14	16	152,539	9,534	45	9	92,455	10,273
2012-13	15	159,557	10,637	36	9	100,986	11,221
2011-12	18	246,561	13,698	18	8	112,368	14,046
2010-11	17	234,632	13,802	18	8	114,346	14,293
2009-10	16	217,965	13,623	21	8	113,539	14,192
2008-09	17	225,686	13,276	25	8	112,833	14,104
2007-08	19	254,954	13,418	22	8	113,713	14,214
2006-07	17	204,511	12,030	31	8	109,043	13,630
2005-06	16	195,159	12,197	24	8	108,258	13,532
2004-05^	19	191,678	10,088	43	8	105,357	13,170
2003-04	17	192,301	11,312	33	8	106,990	13,374
2002-03	16	153,123	9,570	46	8	96,906	12,113
2001-02	17	150,325	8,843	50	8	93,873	11,734
2000-01	19	186,468	9,814	45	8	102,055	12,757
1999-00*	18	197,770	10,987	30	8	106,741	13,343
1998-99	16	192,538	12,034	26	8	106,128	13,266
1997-98	16	213,974	13,373	21	8	117,819	14,727
1996-97	16	207,771	12,986	25	8	120,214	15,027
1995-96	18	226,354	12,575	28	8	112,996	14,125
1994-95	13	183,042	14,080	17	8	118,932	14,867
1993-94	16	223,997	14,000	15	8	121,345	15,168
1992-93	14	212,156	15,154	11	8	122,536	15,317
1991-92	17	210,585	12,387	29	8	115,104	14,388
1990-91	16	214,638	13,415	19	9	133,482	14,831
1989-90	19	259,992	13,684	18	9	136,136	15,126
1988-89	15	224,657	14,977	13	9	137,212	15,246
1987-88	16	223,747	13,984	14	9	138,393	15,377
1986-87	17	226,343	13,314	14	9	130,854	14,539
1985-86	15	200,806	13,387	14	9	128,059	14,229
1984-85	16	194,390	12,149	17	9	122,514	13,613
1983-84	18	249,292	13,850	10	9	135,546	15,050
1982-83	17	237,584	13,976	9	9	135,418	15,046
1981-82	14	202,225	14,445	9	9	131,699	14,633
1980-81	15	227,478	15,165	9	9	136,436	15,160
1979-80	15	228,029	15,202	5	9	138,754	15,417
1978-79	14	215,330	15,380	5	9	139,930	15,547
1977-78	14	207,375	14,813	5	9	134,232	14,915
1976-77	15	211,966	14,131	4	9	149,108	16,568
1975-76	13	180,901	13,915	-	9	135,375	15,042
1974-75	12	178,527	14,877	-	9	134,304	14,923
1973-74	12	182,728	15,227	-	9	140,252	15,584
1972-73	12	173,567	14,464	-	9	131,193	14,577
1971-72	12	156,778	13,065	-	9	120,172	13,352
1970-71	12	170,634	14,220	-	9	130,260	14,473
1969-70	12	176,763	14,730	-	9	135,745	14,861
1968-69	12	126,896	10,575	-	9	95,300	10,589
1967-68	12	129,722	10,810	-	9	96,274	10,697
1966-67	12	105,492	8,791	-	9	79,173	8,797
1965-66	12	106,022	8,835	-	9	62,368	8,910
1964-65	12	98,821	8,235	-	9	65,712	8,214
1963-64	12	84,827	7,069	-	6	35,684	5,947
1962-63	12	75,261	6,272	-	6	46,183	6,598
1961-62	13	73,640	5,665	-	8	47,357	5,920
1960-61	13	74,187	5,707	-	7	45,549	6,507
1959-60	14	76,199	5,443	-	8	46,064	5,758

^ First year capacity increased from 14,168 to 14,316; * First year capacity decreased from 15,311 to 14,168



VANDERBILT BASKETBALL QUICK HITTERS

- This is the 113th year of Vanderbilt basketball, with the first season taking place in 1900-01. There were no teams in 1904-05 and 1905-06.
- The Commodores have been named to 14 NCAA Tournaments and 12 NIT's. Vanderbilt advanced to the Elite 8 in 1965 (field of 23), and the Sweet 16 in 1988, 1993, 2004, and 2007. The Commodores captured the NIT Championship in 1990 and finished runner-up in 1994.
- The Commodores are a charter member of the SEC, with the 2015-16 season being the 82nd year in the conference.
- Vanderbilt is the only private institution in the SEC with the lowest enrollment of any of the 14 schools (6,738).
- Vanderbilt's Perry Wallace became the first African-American scholarship basketball player in the SEC when he took the court in 1967.
- The Commodores have 44 career 1,000-point scorers, with Shan Foster (2004-08) the all-time leading scorer with 2,011 career points.
- Vanderbilt has had 12 All-Americans since 1950. They are: Billy Joe Adcock (1950), Clyde Lee (1965), Tom Hagan (1969), Jan van Breda Kolff (1974), Will Perdue (1988), Billy McCaffrey (1993), Dan Langhi (2000), Matt Freije (2004), Derrick Byars (2007), Shan Foster (2008), and John Jenkins (2011).
- The Commodores had three players drafted in the first 31 picks of the 2012 NBA Draft - John Jenkins, Atlanta, 23rd pick, Festus Ezeli, Golden State, 30th pick, Jeffery Taylor, Charlotte, 31st pick - the most by the Commodores in one draft. In all, 35 Vanderbilt players have been selected in the NBA Draft since 1950.
- The Commodores ended a 61-year SEC Tournament drought in 2012 by claiming the tournament championship in New Orleans, the team's first SEC tournament championship since 1951.
- Coach Stallings is the winningest coach in Vanderbilt history after surpassing legendary mentor Roy Skinner on November 15, 2013, against Lipscomb.
- Stallings has led his Commodore teams to 13 postseason tournaments since his arrival in 1999 and has had eight 20+-win seasons. His 2004 and 2007 teams advanced to the Sweet 16 for the first time since the tournament expanded to 64+ teams.
- Stallings has appeared in the NCAA Tournament seven times, including a stretch of three consecutive appearances from 2010-2012. It was the first time in school history that Vanderbilt has advanced to three consecutive NCAA Tournaments.
- All three of the university's top all-time scorers played for Coach Stallings (Foster, Jeffery Taylor, Matt Freije). John Jenkins, who is 10th on the list, also played for him.
- Vanderbilt's intercollegiate athletics teams are nicknamed the Commodores, in honor of the nickname given to founder Cornelius Vanderbilt, who made his fortune in shipping. Vanderbilt donated \$1 million to begin "Central University" in 1875 - the campus was later renamed for Cornelius because of his generosity. Cornelius never stepped foot on the campus that bears his namesake.

SEC STANDINGS

2015-16 SEC STANDINGS (3/13)

	SEC	Pct.	All	Pct.
Kentucky^	13-5	.722	26-8	.765
Texas A&M^	13-5	.722	26-8	.765
S. Carolina	11-7	.611	24-8	.750
LSU	11-7	.611	19-14	.576
Vanderbilt	11-7	.611	19-13	.594
Georgia	10-8	.556	19-13	.594
Ole Miss	10-8	.556	20-12	.625
Florida	9-9	.500	19-14	.578
Arkansas	9-9	.500	16-16	.500
Alabama	8-10	.444	17-14	.548
Mississippi St.	7-11	.389	14-17	.452
Tennessee	6-12	.333	15-19	.441
Auburn	5-13	.278	11-20	.355
Missouri	3-15	.167	10-21	.323

^ SEC co-Champions

SEC STATS

VU TEAM SEC RANKINGS (3/13)

Category	SEC (FINAL)	All
Scoring	3rd (76.6)	4th (76.8)
Scoring Defense	5th (70.8)	2nd (67.3)
Scoring Margin	3rd (+5.8)	3rd (+9.4)
FT%	5th (.702)	6th (.699)
FG%	3rd (.452)	2nd (.461)
FG% Defense	3rd (.402)	2nd (.386)
3FG%	3rd (.383)	2nd (.388)
3FG% Defense	2nd (.305)	1st (.292)
3FG Made	3rd (8.4)	2nd (8.4)
Rebound Margin	5th (+0.9)	7th (+1.3)
Blocks	T-1st (5.6)	2nd (5.5)
Assists	T-3rd (15.0)	4th (14.9)
Steals	14th (3.8)	14th (4.3)
Turnover Margin	14th (-3.3)	13th (-1.7)
Assist/TO Ratio	5th (1.2)	5th (1.3)

VU INDIVIDUAL SEC RANKINGS (3/13)

Wade Baldwin IV	SEC (FINAL)	Total
Assists	2nd (6.2)	3rd (5.2)
FT%	NA	9th (.796)
A/TO Ratio	8th (2.3)	9th (1.9)
Matthew Fisher-Davis	SEC	Total
3FG%	6th (.436)	1st (.457)
3FG Made	7th (2.6)	6th (2.5)
Damian Jones	SEC	Total
Rebounding	10th (7.4)	NA
FG%	1st (.628)	2nd (.595)
Blocks	T-10th (1.5)	8th (1.6)
Off. Rebounds	9th (2.4)	NA
Def. Rebounds	10th (5.0)	NA
Luke Kornet	SEC	Total
Rebounding	T-7th (7.8)	NA
Blocks	1st (3.2)	1st (3.0)
Def. Rebounds	5th (6.1)	8th (5.4)
Jeff Roberson	SEC	Total
FT%	2nd (.877)	4th (.840)



Game 1 • Nov. 13, 2015

Austin Peay 41
at Vanderbilt 80
Nashville, Tenn. (Memorial Gym)

Austin Peay 41 • 0-1

#	Player	Total	3-Ptr	Rebounds	PF	TP	A	T	Bk	Stl	Min
		FG	FGA	FT	FTA	Off	Def				
42	Jones, Kenny	3-7	0-1	0-2	5	3	6	1	0	0	23
05	Horton, Chris	3-14	0-0	1-2	5	9	14	1	7	0	30
04	Robinson, Josh	2-13	0-4	3-4	1	1	2	0	1	0	26
11	Davis, Khalil	3-9	1-1	3-4	1	3	3	10	0	0	31
00	Glotta, Zach	0-0	0-0	0-0	0	0	0	1	0	1	12
00	Thompson, Terrell	0-0	0-0	0-0	0	0	0	2	3	0	22
02	Savage, Jared	0-7	0-4	2-2	0	7	7	1	2	0	23
03	Porter-Buntun, Chris	0-0	0-0	0-0	1	1	2	1	0	0	9
10	Jovny, Tre	0-0	0-0	0-0	0	1	1	0	0	0	9
20	Budrys, Domas	0-3	0-3	0-0	0	0	0	0	0	0	7
23	Harris, Steve	0-0	0-0	0-0	0	0	0	0	0	0	2
32	Murray, John	2-7	0-3	3-5	1	0	2	1	7	0	16
Team											

Totals 14-64 1-16 12-19 17 28 49 14 41 1 14 0 4 200
 FG % 1st Half: 7-39 17.9% 2nd Half: 7-25 28.0% Game: 14-64 21.9% Deadball Rebounds 5
 3FG % 1st Half: 1-8 12.5% 2nd Half: 0-8 0.0% Game: 1-16 6.3%
 FT % 1st Half: 0-0 0.0% 2nd Half: 12-19 63.2% Game: 12-19 63.2%

Vanderbilt 80 • 1-0

#	Player	Total	3-Ptr	Rebounds	PF	TP	A	T	Bk	Stl	Min
		FG	FGA	FT	FTA	Off	Def				
03	KORNET, Luke	5-9	0-2	3-5	5	8	13	1	13	3	4
30	JONES, Damian	6-12	0-0	0-0	2	3	5	4	12	2	1
04	BALDWIN IV, Wade	6-11	1-2	1-2	0	4	4	3	14	4	2
05	FISHER-DAVIS, Matthe	9-26	2-5	0-0	1	0	1	1	6	3	0
13	LACHANCE, Riley	9-23	1-3	0-0	2	2	0	7	4	0	1
00	JUSTICE, Camron	2-3	2-3	2-2	1	1	2	8	1	1	0
02	TOYE, Joe	3-6	1-1	0-0	0	0	0	7	0	1	10
10	WATKINS, Nathan	0-0	0-0	0-0	2	1	0	0	0	0	0
14	JOSEPHS, Carter	0-0	0-0	0-0	0	0	0	0	1	0	0
20	MCGLODIN, Phillip	0-1	0-0	0-0	0	0	0	0	0	0	0
21	SEHIC, Samir	5-7	1-3	0-0	2	5	7	2	0	0	0
24	CRESSLER, Nolan	2-5	1-3	1-2	1	3	4	6	0	1	1
40	HENDERSON, Josh	2-7	0-0	1-2	2	2	5	1	1	2	1
Team											

Totals 32-72 8-19 17 34 51 19 80 17 9 8 6 200
 FG % 1st Half: 19-33 57.6% 2nd Half: 13-39 33.3% Game: 32-72 44.4% Deadball Rebounds 21
 3FG % 1st Half: 5-12 41.7% 2nd Half: 3-7 42.9% Game: 8-19 42.1%
 FT % 1st Half: 4-6 66.7% 2nd Half: 9-44 44.4% Game: 8-15 53.3%

Officials: Tony Greene, Bruce Benedict, Patrick Evans
 Technical fouls: Austin Peay-Jones, Kenny. Vanderbilt-None.
 Attendance: 10116

Score by periods	1st	2nd	Total
Austin Peay	15	26	41
Vanderbilt	47	33	80

NASHVILLE - The 18th-ranked Vanderbilt Commodores know how to start off a season strong, and tuning up with scrimmages against North Carolina and Virginia certainly helped.

Luke Kornet had 13 points and 13 rebounds and No. 18 Vanderbilt routed Austin Peay 80-41 on Friday night in the opening round of the Maui Invitational and the season opener for both teams. The Commodores opened the game scoring the first 21 points and hit their first nine shots inside the arc.

"We've had a couple scrimmages against two of the best teams in the country, and I'm not surprised we were on our game because we've been on our game most of the fall," Vanderbilt coach Kevin Stallings said. "So confidence comes from knowing what to expect, and I have confidence in our team because they give me reason to expect that they're going play hard."

Vanderbilt came into the season ranked for the first time since the 2011-12 season and only the seventh time ever. Stallings has four starters back from the team that went 21-14 and won 10 of its final 14 games before losing in the NIT quarterfinals.

Wade Baldwin IV led Vandy with 14 points, and Damian Jones added 12. The Commodores will play St. John's in Maui on Nov. 23.

Khalil Davis scored 10 Points for Austin Peay. This was one of two guarantee games for Austin Peay, from the Ohio Valley Conference, this season, and coach Dave Loos said the Commodores putting a pair of 7-footers on the court early affected his Governors.

"We obviously got off to a terrible start, and Vanderbilt got off to a great start," Loos said. "They're a good basketball team. I think they're as advertised, certainly in my book. They're big, they make shots, they overwhelmed us obviously early."

The last time these teams met in December 2013, Austin Peay just missed a tip-in with a second left in a 58-56 loss. This time, Fisher-Davis hit a 3-pointer within the opening minute, and the Commodores never let it get closer than that.

Stallings was able to go to his bench early, playing three of his four freshmen. Baldwin stole an inbound pass by Austin Peay that appeared thrown to him and scored Vandy's final bucket of the first half. Vandy led 47-15 at halftime. Stallings pulled all but one starter with 9:08 left and a 69-28 lead.

Game 2 • Nov. 16, 2015

Gardner-Webb 62
at Vanderbilt 98
Nashville, Tenn. (Memorial Gym)

Gardner-Webb 62 • 0-2

#	Player	Total	3-Ptr	Rebounds	PF	TP	A	T	Bk	Stl	Min
		FG	FGA	FT	FTA	Off	Def				
20	NELSON, Tyrell	6-11	0-1	4-4	0	6	6	4	16	2	3
21	AHOLODE, Herve	0-0	0-0	0-0	2	1	3	3	0	2	0
08	McBRIDE, Harold	5-8	2-5	2-2	0	3	3	0	1	3	0
05	POSTON, Dylan	9-37	3-6	0-0	0	2	2	0	9	0	0
14	IVY, Isaiah	1-5	1-2	3-3	1	0	1	4	6	1	0
00	ROBATEAU, Jamaal	0-4	0-3	1-2	1	4	5	1	1	0	2
03	RIEUAU, Laquany	4-6	0-1	0-0	0	2	2	8	0	3	0
11	FERBERSON, David	3-5	0-0	0-0	1	8	0	4	1	8	0
14	MILLER, Brandon	0-0	0-0	0-0	0	5	0	2	0	1	7
25	LASTER, DJ	1-2	1-1	0-2	1	0	1	3	3	0	0
31	NGANGNE, L'ssanne	0-1	0-0	1-2	1	0	1	4	1	1	0
Team											

Totals 21-50 7-20 13-18 16 6 19 25 72 62 6 19 1 21 200
 FG % 1st Half: 9-23 39.1% 2nd Half: 12-27 44.4% Game: 21-50 42.0% Deadball Rebounds 3
 3FG % 1st Half: 4-9 44.4% 2nd Half: 3-11 27.3% Game: 7-20 35.0%
 FT % 1st Half: 7-9 77.8% 2nd Half: 6-9 66.7% Game: 13-18 72.2%

Vanderbilt 98 • 2-0

#	Player	Total	3-Ptr	Rebounds	PF	TP	A	T	Bk	Stl	Min
		FG	FGA	FT	FTA	Off	Def				
03	KORNET, Luke	3-5	0-2	4-4	0	1	1	1	10	0	0
30	JONES, Damian	4-7	0-0	2-6	3	4	7	3	10	4	1
04	BALDWIN IV, Wade	6-8	1-2	5-6	4	4	8	2	18	0	1
05	FISHER-DAVIS, Matthe	3-5	3-5	0-0	0	2	2	1	9	1	0
13	LACHANCE, Riley	4-7	3-5	2-2	1	3	4	12	6	3	0
00	JUSTICE, Camron	1-4	1-1	0-0	0	0	0	2	3	0	0
02	TOYE, Joe	3-4	0-1	2-4	0	3	3	1	8	0	1
10	WATKINS, Nathan	0-0	0-0	0-0	0	0	0	0	0	0	0
11	ROBERSON, Jeff	6-8	1-2	5-6	4	4	8	2	18	0	1
14	JOSEPHS, Carter	0-0	0-0	0-0	0	1	1	0	1	0	0
20	MCGLODIN, Phillip	1-1	1-1	1-2	1	1	1	4	0	0	0
21	SEHIC, Samir	0-1	0-0	2-2	0	0	0	0	2	0	1
24	CRESSLER, Nolan	2-3	1-2	2-2	0	4	4	7	4	1	0
40	HENDERSON, Josh	2-2	0-0	1-2	0	0	0	0	0	0	0
Team											

Totals 32-55 11-23 23-32 10 25 35 19 98 19 10 5 9 200
 FG % 1st Half: 14-25 56.0% 2nd Half: 18-30 60.0% Game: 32-55 58.2% Deadball Rebounds 3
 3FG % 1st Half: 6-12 50.0% 2nd Half: 5-11 45.5% Game: 11-23 47.8%
 FT % 1st Half: 12-18 66.7% 2nd Half: 11-14 78.6% Game: 23-32 71.9%

Officials: Lee Caswell, Chuck Jones, Bart Lemox
 Technical fouls: Gardner-Webb-NELSON, Tyrell. Vanderbilt-None.
 Attendance: 7928

Score by periods	1st	2nd	Total
Gardner-Webb	29	33	62
Vanderbilt	45	52	98

Last FG - CWU 2nd-00:50, VU 2nd-00:58.
 Largest lead - CWU by 31 1st-18:50, VU by 38 2nd-00:50.

NASHVILLE - There was nothing tentative about Jeff Roberson's play Monday night.

After missing Vanderbilt's season opener with a concussion, Roberson returned to the court against Gardner-Webb and had a productive performance off the bench. He scored a career-high 18 points and tied a personal best with eight rebounds as the 17th-ranked Commodores cruised to a 98-62 win.

"Jeff played a man's game tonight," Vanderbilt coach Kevin Stallings said. "He got in there and was physical, and played great defensively. He was great on the boards, both offensive and defensive. Scored inside, he made it from the perimeter, he drove it and did a great job at the foul line."

Vanderbilt (2-0) really needed Roberson, too, after starting forward Luke Kornet was sidelined with a sprained ankle with 2:17 left in the first half.

Roberson shot 6 of 8 from the floor and 5 for 6 at the foul line. The 6-foot-6 sophomore from Houston had four offensive rebounds.

"I guess I do whatever I've got to do," said Roberson, known more for his defensive abilities. "Obviously, I wish Luke didn't get hurt, but we have a lot of depth on this team. Throughout the season anybody should be ready because you never know when your time is coming."

Kornet, a 7-foot-1 junior, was off to a strong start with a team-high 10 points at halftime. His status for Thursday's game against Stony Brook was uncertain.

Riley LaChance added 13 points, including three 3-pointers, for Vanderbilt.

Tyrell Nelson led Gardner-Webb (0-2) with 16 points, and Harold McBride added 10.

The Commodores, who return six of their top seven scorers from last season's NIT quarterfinal team, forced 19 turnovers with their defensive pressure. They outscored the Runnin' Bulldogs 35-9 in points off turnovers.

Gardner-Webb, which beat Purdue and Clemson en route to a 20-win season in 2014-15, had an off night on offense and shot 42 percent from the floor.

Vanderbilt looked crisp on the other end, hitting 58.2 percent. The Commodores went 11 of 23 from beyond the 3-point stripe.

Vanderbilt's Damian Jones, a 7-foot center, had a solid night with 10 points and seven rebounds.

Game 3 • Nov. 19, 2015

Stony Brook 72
at Vanderbilt (OT) 79
Nashville, Tenn. (Memorial Gym)

Stony Brook 72 • 1-1

#	Player	Total	3-Ptr	Rebounds	PF	TP	A	T	Bk	Stl	Min
		FG	FGA	FT	FTA	Off	Def				
11	McGrew, Rayshaun	2-9	0-0	0-0	1	2	3	5	4	0	1
20	Warney, Jameel	10-18	0-0	2-3	4	7	11	4	22	0	2
05	Walker, Ahmad	5-7	0-1	3-4	1	3	5	13	3	0	1
10	Puriefey, Carson	6-16	2-9	2-3	1	3	4	3	16	4	0
34	Woodhouse, Lucas	3-7	2-6	0-0	0	11	11	1	8	4	2
01	Thrower, DeShaun	1-2	0-0	0-0	0	0	0	0	2	0	0
12	Sturdivant, Tyrell	1-3	0-0	0-0	1	2	3	1	2	0	0
24	Nyama, Roland	1-2	0-1	1-2	0	2	2	3	0	2	1
32	Petrass, Jakub	1-2	0-0	0-0	1	1	2	0	2	0	0
Team											

Totals 30-66 4-17 8-12 10 33 43 21 72 11 15 5 2 225
 FG % 1st Half: 12-29 41.4% 2nd Half: 15-29 51.7% OT: 3-8 37.5% Game: 30-66 45.5% Deadball Rebounds 31
 3FG % 1st Half: 2-6 33.3% 2nd Half: 2-8 25.0% OT: 0-3 0.0% Game: 4-17 23.5%
 FT % 1st Half: 0-0 0.0% 2nd Half: 0-0 0.0% OT: 0-0 0.0% Game: 4-12 66.7%

Vanderbilt 79 • 3-0

#	Player	Total	3-Ptr	Rebounds	PF	TP	A	T	Bk	Stl	Min
		FG	FGA	FT	FTA	Off	Def				
11	ROBERSON, Jeff	1-2	0-0	2-2	0	1	1	3	4	0	2
30	JONES, Damian	6-13	0-0	3-4	0	6	6	3	13	1	2
05	FISHER-DAVIS, Matthe	3-10	1-5	4-4	0	4	4	1	11	1	0
13	LACHANCE, Riley	5-8	2-4	1-2	0	1	1	12	3	1	1
24	CRESSLER, Nolan	9-22	0-0	0-0	0	1	1	4	0	0	0
00	JUSTICE, Camron	1-2	0-1	0-0	0	1	1	0	2	0	0
02	TOYE, Joe	0-0	0-0	0-0	0	0	0	0	0	0	0
03	KORNET, Luke	3-13	0-5	3-4	2	4	6	2	9	1	0
04	BALDWIN IV, Wade	7-12	2-3	5-6	0	6	6	2	21	2	1
21	SEHIC, Samir	1-2	0-0	0-0	0	2	2	0	2	0	0
40	HENDERSON, Josh	0-1	0-0	0-1	0	1	1	0	0	0	0
Team											

Totals 29-65 5-18 16-23 7 27 34 16 79 8 6 5 3 225
 FG % 1st Half: 13-33 39.4% 2nd Half: 14-27 51.9% OT: 2-5 40.0% Game: 29-65 44.6% Deadball Rebounds 2
 3FG % 1st Half: 2-10 20.0% 2nd Half: 3-8 37.5% OT: 0-0 0.0% Game: 5-18 27.8%
 FT % 1st Half: 2-5 4



Game 4 • Nov. 23, 2015

St. John's..... 55
vs. Vanderbilt..... 92
Lahaina, Hawaii (Lahaina Civic Center)

ST JOHNS 55 • 3-1

#	Player	Total		3-Pr		Rebounds		PF	TP	A	T	Bk	Shl	Min
		FG	FGA	FG	FGA	FT	FTA							
02	JONES, Christian	f	3-12	0-0	2-2	3	5	2	8	1	0	0	0	30
05	Johnson, Durand	f	2-8	1-5	5-6	1	2	3	10	0	0	0	3	35
06	Smyka, Yankuba	c	2-10	0-0	1-2	1	1	3	5	0	0	0	3	31
04	Mussini, Federico	g	1-3	1-5	3-4	0	1	1	14	2	2	0	3	32
24	Mvouika, Ron	g	2-5	0-2	4-6	0	2	2	3	8	0	1	0	24
01	Alibegovic, Amar	g	1-5	0-3	0-0	0	2	2	4	2	1	0	0	21
10	Balamou, Felix	g	1-3	0-0	2-2	2	2	4	2	4	0	2	0	17
12	Holifield, Elijah	g	0-2	0-1	0-0	0	1	1	0	1	0	0	1	8
23	Dial, Abdul	g	2-2	0-0	0-0	0	0	0	0	1	0	0	0	2
Team		18-60 2-16 17-22 9 17 26 17 55 6 8 3 8 200												
Totals		18-60 2-16 17-22 9 17 26 17 55 6 8 3 8 200												

FG % 1st Half: 8-30 33.3% 2nd half: 10-30 33.3% Game: 18-60 30.0%
3FG % 1st Half: 0-6 0.0% 2nd half: 2-10 20.0% Game: 2-16 12.5%
FT % 1st Half: 8-12 66.7% 2nd half: 9-10 90.0% Game: 17-22 77.3%

Vanderbilt 92 • 4-0

#	Player	Total		3-Pr		Rebounds		PF	TP	A	T	Bk	Shl	Min
		FG	FGA	FG	FGA	FT	FTA							
03	KORNET, Luke	f	6-10	0-3	1-3	2	5	7	1	13	3	0	2	23
30	JONES, Damian	c	2-4	0-0	1-2	0	5	4	5	1	0	1	0	14
04	BALDWIN IV, Wade	c	2-6	1-2	4-4	0	3	3	9	6	3	0	2	25
05	FISHER-DAVIS, Matthe	g	2-2	0-0	0	1	1	2	6	2	1	0	0	18
13	LACHANCE, Riley	g	3-6	1-4	0-0	0	0	2	7	3	0	0	0	21
00	JUSTICE, Camron	g	4-7	3-6	0-0	0	3	1	11	2	2	0	0	18
02	TOYE, Joe	g	3-4	0-0	2-2	4	0	0	9	0	0	0	0	2
10	WATKINS, Nathan	g	0-0	0-0	0	1	0	1	0	0	0	0	0	2
11	ROBERSON, Jeff	g	2-3	3-4	3	10	13	2	11	0	1	1	1	19
14	JOSEPHS, Carter	g	0-0	0-0	0	0	0	0	0	1	0	0	0	7
20	MCGLOIN, Phillip	g	0-0	0-0	2-2	0	0	0	2	0	0	0	0	2
21	SEHIC, Samir	g	0-2	1-1	0-0	1	2	3	1	3	0	0	0	7
42	CRESSLER, Nolan	g	4-7	2-4	0-0	0	2	2	11	0	2	1	0	17
40	HENDERSON, Josh	g	3-8	0-0	0-0	2	3	5	3	6	2	0	2	17
Team		33-62 12-25 14-21 13 36 49 20 92 21 11 6 3 200												
Totals		33-62 12-25 14-21 13 36 49 20 92 21 11 6 3 200												

FG % 1st Half: 19-35 54.3% 2nd half: 14-27 51.9% Game: 33-62 53.2%
3FG % 1st Half: 4-17 47.1% 2nd half: 4-8 50.0% Game: 12-25 48.0%
FT % 1st Half: 7-9 77.8% 2nd half: 7-12 58.3% Game: 14-21 66.7%

Officials: Doug Shows, Joe Lindsay, Ryan Wells
Technical fouls: ST JOHNS-None. Vanderbilt-None.
Attendance: 2400

Score by periods	1st	2nd	Total
ST JOHNS	24	31	55
Vanderbilt	53	39	92

Last FG - SJU 2nd-00:37, VU 2nd-00:15.
Largest lead - SJU None, VU by 41 2nd-02:31.

Points	In	Off	2nd	Fast
Paint	28	12	8	4
SU	38	9	5	12

Score tied - 0 times.
Lead changed - 0 times.

LAHAINA, Hawaii - Vanderbilt coach Kevin Stallings knew his team was ready to compete. He just didn't expect the 19th-ranked Commodores' 92-55 victory over St. John's in the opening round of the Maui Invitational.

"I don't think you ever anticipate a game like that," he said after his team shot 53 percent from the field, 48 percent from 3-point range and outrebounded the Red Storm 49-26. "We had a lot of people play well and we shot the ball well."

Jeff Roberson had 11 points and 13 rebounds for Vanderbilt, which opened the game with a 27-4 run.

Vanderbilt scored the game's first nine points and it only got worse from there for the Red Storm (3-1), who lost for the first time under first-year coach Chris Mullin and nearly suffered the worst loss in school history.

Luke Kornet, one of Vanderbilt's three 7-footers, had 13 points and seven rebounds, and Camron Justice added 11 points.

"Rebounding is a lot about mentality," Kornet said. "I just tried to be as much of a physical presence as I could around the goal."

Federico Mussini led the Red Storm with 14 points. When the Commodores went up 30-5, they had made 10 of their first 18 shots from the field. St. John's had made two of 18 in the same span.

The lead got as high as 48-15 with 3:39 to play in the first half, and the Commodores led 53-24 at the break. The biggest lead was 41 points with 2:31 to play. Stallings had a chance to give players more minutes than normal.

"When we got the lead that was something we tried to do with three games in three days," Stallings said.

Damian Jones, the Commodores' second-leading scorer and rebounder, played 14 minutes and had five points and five rebounds.

"He's the leader of our band," Stallings said, "and if we want to do what we think we can in this tournament, he'll be a big part of it."

Depth was certainly an issue, with Vanderbilt's subs outscoring St. John's 26-0 in the first half.

St. John's played without freshman guard Malik Ellison (foot) and junior college transfer forward Darien Williams (shoulder).

Game 5 • Nov. 24, 2015

Vanderbilt..... 86
vs. Wake Forest..... 64
Lahaina, Hawaii (Lahaina Civic Center)

Vanderbilt 86 • 5-0

#	Player	Total		3-Pr		Rebounds		PF	TP	A	T	Bk	Shl	Min
		FG	FGA	FG	FGA	FT	FTA							
03	KORNET, Luke	f	4-10	0-1	0-0	3	6	4	8	0	1	2	1	14
30	JONES, Damian	c	6-10	0-0	5-7	2	8	10	2	17	2	2	0	28
04	BALDWIN IV, Wade	c	6-8	3-4	2-2	1	3	4	2	17	2	3	0	22
05	FISHER-DAVIS, Matthe	g	3-7	1-2	2-2	0	4	4	2	9	0	0	0	24
13	LACHANCE, Riley	g	4-9	1-0	0-0	0	0	0	3	9	6	1	0	26
00	JUSTICE, Camron	g	1-2	0-0	0-0	0	2	3	2	0	0	0	1	23
02	TOYE, Joe	g	1-2	1-1	0-0	0	0	0	0	3	1	0	0	6
10	WATKINS, Nathan	g	0-0	0-0	0-0	0	0	0	0	0	0	0	0	2
11	ROBERSON, Jeff	g	3-5	1-2	3-5	4	7	3	10	0	0	0	0	20
14	JOSEPHS, Carter	g	0-0	0-0	0-0	0	0	0	0	1	0	0	0	3
20	MCGLOIN, Phillip	g	0-2	0-1	0-0	0	2	2	0	0	0	0	0	2
21	SEHIC, Samir	g	0-1	0-0	0-0	0	1	1	1	0	0	0	0	4
42	CRESSLER, Nolan	g	1-4	0-2	0	1	3	4	1	2	2	1	0	15
40	HENDERSON, Josh	g	2-3	0-0	5-6	2	0	2	4	9	0	0	0	11
Team		31-63 7-17 17-22 13 30 25 86 14 8 4 6 200												
Totals		31-63 7-17 17-22 13 30 25 86 14 8 4 6 200												

FG % 1st Half: 16-30 53.3% 2nd half: 15-33 45.5% Game: 31-63 49.2%
3FG % 1st Half: 4-9 44.4% 2nd half: 3-8 37.5% Game: 7-17 41.2%
FT % 1st Half: 7-8 87.5% 2nd half: 10-14 71.4% Game: 17-22 77.3%

Wake Forest 64 • 3-2

#	Player	Total		3-Pr		Rebounds		PF	TP	A	T	Bk	Shl	Min
		FG	FGA	FG	FGA	FT	FTA							
44	Mitoglou,Dinos	f	2-5	1-3	4-4	1	1	2	3	9	0	1	0	24
02	Thomas,Devlin	c	3-7	0-0	7-11	2	4	6	2	13	0	1	0	23
10	Wilbekin,Mitchell	g	0-8	0-6	0-0	1	2	3	0	0	1	1	0	34
01	McClinton,Greg	g	0-2	0-0	1-1	3	2	5	3	1	0	2	1	17
13	Crawford,Bryant	g	6-16	1-5	2-3	0	1	4	15	5	3	0	3	35
04	Moore,Dorel	g	0-1	0-0	0-0	0	4	4	5	0	2	0	0	7
20	Collins,John	g	0-0	0-0	8-9	3	5	8	3	14	0	1	0	22
38	Frederick,Stephen	g	0-1	0-0	0-0	0	1	0	0	0	0	0	0	2
42	McGonigley,Gilbert	g	0-0	0-0	0-0	0	0	0	0	0	0	0	0	1
43	Vancorn,Trent	g	5-9	1-2	1-2	1	2	2	12	1	1	0	2	31
40	Rike,Troy	g	0-0	0-0	0	1	1	0	0	0	0	0	0	1
51	O'Brien,Grant	g	0-1	0-1	0-0	0	0	0	0	0	0	0	0	3
Team		19-58 3-18 23-32 16 21 37 64 7 12 2 7 200												
Totals		19-58 3-18 23-32 16 21 37 64 7 12 2 7 200												

FG % 1st Half: 8-29 27.6% 2nd half: 11-29 37.9% Game: 19-58 32.8%
3FG % 1st Half: 0-6 0.0% 2nd half: 3-12 25.0% Game: 3-18 16.7%
FT % 1st Half: 12-18 66.7% 2nd half: 11-14 78.6% Game: 23-32 71.9%

Officials: Pat Driscoll, Chris Radtetter, Patrick Evans
Technical fouls: Vanderbilt-SEHIC, Samir. Wake Forest-Collins, John.
Attendance: 2400

Score by periods	1st	2nd	Total
Vanderbilt	43	43	86
Wake Forest	28	36	64

Last FG - VU 2nd-01:21, WF 2nd-01:41.
Largest lead - VU by 24 2nd-04:20, WF None.

	In	Off	2nd	Fast	
Points	Paint	T/O	Chance	Break	Bench
VU	34	14	14	10	26
WF	24	9	16	5	26

Score tied - 0 times.
Lead changed - 0 times.

LAHAINA, Hawaii - Wade Baldwin IV and Damian Jones both scored 17 points, and the No. 19 Commodores used their size, depth and shooting to beat Wake Forest 86-64 on Tuesday night.

"I thought that our guys played, again, very inspired," Vanderbilt coach Kevin Stallings said. "But I thought fatigue might have played a little bit of a part in that game. I thought maybe our team being a little deeper than theirs had an impact. They made a great run after we ran on them at the beginning. They made a great run to get back in the game."

"Then I thought from that point forward we were able to establish control and never really relinquish it. ... I like how we're playing."

What coach wouldn't?

Jones, who grabbed 10 rebounds, was 6 for 10 from the field and Baldwin was ever better at 6 for 8. The Commodores were never threatened in the second half and led by as many as 24 points.

Vanderbilt (5-0) will play the winner of the game between No. 5 Kansas and UCLA for the championship on Wednesday.

The game couldn't have started much worse for Wake Forest (3-2). While Vanderbilt was opening 9 of 13 from the field, the Demon Deacons missed 12 of their first 13 shots. That amounted to a 21-5 lead for the Commodores, who beat St. John's 92-55 in the first round.

Wake Forest was able to get within 30-24 with 6 minutes left in the first half, but Vanderbilt went on a 10-0 run that was started and ended by Jones scoring inside. The Commodores stayed comfortably in front this time and led 43-28 at halftime.

Jeff Roberson had 10 points and seven rebounds for Vanderbilt, and Riley LaChance had nine points and six assists.

Jones had five points and five rebounds in 14 foul-plagued minutes against St. John's. He had an easy explanation for his improvement from one game to the next.

"Stayed out of foul trouble," he said.</



Game 10 • Dec. 19, 2015

Wofford 56
vs. Vanderbilt 80
Nashville, Tenn. (Memorial Gym)

Wofford 56 • 3-7

#	Player	Total		3-Pr		Rebounds		PF	TP	A	T	Bk	Shl	Min
		FG	FGA	FG	FGA	FT	FTA							
24	Justin Gordon	f	4-11	2-3	1-2	0	5	5	2	11	1	0	0	26
31	CJ Neumann	f	1-1	0-0	0-0	0	3	3	2	0	0	0	0	21
3	Eric Garcia	g	3-9	6-0	0-0	0	3	4	0	2	1	0	1	27
12	Spencer Collins	g	5-14	1-3	2-2	3	2	5	3	13	1	0	0	30
20	Jaylen Allen	g	2-5	0-1	1-2	1	2	2	5	3	0	0	1	14
02	Derrick Brooks	g	1-3	0-1	0-0	0	0	0	3	2	1	0	0	17
02	Jimmy Jent	g	0-0	0-0	0-0	0	1	1	0	0	0	0	0	1
03	Fletcher Magee	g	2-5	0-2	0-0	0	3	3	0	4	1	1	0	21
04	Zach Korkowski	g	1-1	1-0	0-0	0	0	0	2	0	0	0	0	1
11	Bobby Perez	g	0-0	0-0	0-0	0	0	0	0	1	0	0	0	1
13	Trevor Sturme	g	1-3	1-3	0-0	0	0	1	3	0	0	0	0	9
33	Cameron Jackson	g	0-4	0-1	0-1	2	2	4	0	0	0	0	0	15
35	Ryan Sawvel	g	0-3	0-0	0-0	0	1	1	0	0	1	0	0	5
40	Eric Waglanader	g	0-1	1-1	0-0	0	0	0	3	0	0	0	0	1
50	Matthew Pegram	g	0-1	0-0	2-2	0	2	2	5	2	0	1	2	12
Team		0-1												
Totals		21-61	8-21	6-9	5-25	30	23	56	9	6	2	6	200	

FG % 1st Half: 7-31 22.6% 2nd half: 14-30 46.7% Game: 21-61 34.4%
3FG % 1st Half: 4-9 44.4% 2nd half: 6-12 50.0% Game: 6-21 28.6%
FT % 1st Half: 1-2 50.0% 2nd half: 5-7 71.4% Game: 6-9 66.7%

Vanderbilt 80 • 7-3

#	Player	Total		3-Pr		Rebounds		PF	TP	A	T	Bk	Shl	Min
		FG	FGA	FG	FGA	FT	FTA							
11	ROBERSON, Jeff	f	4-8	1-3	4-4	0	7	7	2	13	1	1	0	30
30	JONES, Damian	c	7-13	0-0	7-10	3	4	7	0	21	1	2	4	28
04	BALDWIN IV, Wade	g	3-5	2-2	2-4	0	5	5	3	10	5	2	0	20
05	FISHER-DAVIS, Matthe	g	3-6	3-4	1-2	2	9	11	0	10	0	0	0	22
13	LACHANCE, Riley	g	2-4	0-0	0-0	0	1	1	0	1	2	0	0	1
02	TOYE, Joe	g	2-3	1-1	1-2	0	2	2	2	6	1	0	1	16
10	WATKINS, Nathan	g	0-0	0-0	0-0	0	0	0	0	0	0	0	0	2
14	JOSEPHS, Carter	g	0-0	0-0	0-0	0	1	1	0	4	0	0	0	8
20	MCGLOIN, Phillip	g	1-2	1-2	0-0	0	0	0	0	3	0	0	0	1
21	SEHIC, Samir	g	0-1	0-1	0-0	1	0	1	2	0	1	1	0	8
40	CRESSLER, Nolan	g	1-3	0-2	0-0	0	2	2	1	2	0	0	0	22
40	HENDERSON, Josh	g	2-5	0-0	5-5	0	4	4	3	9	0	1	0	14
Team		0-3												
Totals		25-50	10-17	20-27	6	37	43	15	80	14	11	5	1	200

FG % 1st Half: 12-24 50.0% 2nd half: 13-26 50.0% Game: 25-50 50.0%
3FG % 1st Half: 6-8 75.0% 2nd half: 4-9 44.4% Game: 10-17 58.8%
FT % 1st Half: 5-9 55.6% 2nd half: 15-18 83.3% Game: 20-27 74.1%

Officials: Tim Gattis, Glenn Tuit, Kevin Fehr
Technical fouls: Wofford-None. Vanderbilt-None.
Attendance: 10667

Score by periods		1st	2nd	Total
Wofford		19	37	56
Vanderbilt		35	45	80

Last FG - WOFF 2nd-00:09, VU 2nd-00:18.
Largest lead - WOFF by 3 1st-17:10, VU by 29 2nd-02:12.

Score tied - 3 times.
Lead changed - 7 times.

NASHVILLE - Vanderbilt coach Kevin Stallings gave his star center simple instructions: Try to score every time you get the ball.

Damian Jones got the message.

The 7-foot junior, projected as an first-round NBA draft pick, scored a season-high 21 points and grabbed seven rebounds, leading the Commodores to an 80-56 win over Wofford on Saturday night.

Jones scored 14 points in the first half, the most by a Commodore this season. He hit 7 of 13 from the floor and 7 of 10 from the foul line.

Jeff Roberson added 13 points and seven rebounds for the Commodores (7-3), who outrebounded the Terriers 43-30.

Vanderbilt's Matthew Fisher-Davis scored 10 points, including three 3-pointers, and grabbed a career-high 11 rebounds.

Fisher-Davis helped fill the void left by Luke Kornet, a 7-foot-1 forward who is out four to six weeks with an MCL tear in his left knee. Kornet is the team's best defender, the Southeastern Conference's leading shot blocker (2.75 bpg) and was one of the nation's top 3-point shooters among big men last season (40 percent).

Baldwin added 10 points for the Commodores, who played their first game in 10 days after finishing first semester final exams.

Spencer Collins scored 13 points and Justin Gordon added another 11 as Wofford (3-7) shot just 34.4 percent from the floor in losing their third straight.

Vanderbilt broke a tie game with a 14-3 run capped by Jones' three-point play to take a 23-12 lead with 6:17 left in the first half and made a 10-0 run capped by Fisher-Davis' 3-pointer, building their lead to 35-19 with 52 seconds left in the half.

Vanderbilt hit six of its first eight shots from beyond the 3-point arc while Wofford shot 22.6 percent from the floor in the first half, including a 3 of 22 showing from 2-point range.

The Terriers never got closer than 10 in the second half.

Game 11 • Dec. 22, 2015

Vanderbilt 55
vs. Purdue 68
West Lafayette, Ind. (Mackey Arena)

Vanderbilt 55 • 7-4

#	Player	Total		3-Pr		Rebounds		PF	TP	A	T	Bk	Shl	Min
		FG	FGA	FG	FGA	FT	FTA							
05	FISHER-DAVIS, Matthe	f	3-8	1-4	0-0	1	5	6	3	7	1	0	0	33
11	ROBERSON, Jeff	f	4-10	2-3	2-3	2	1	3	5	12	0	0	0	35
30	JONES, Damian	c	3-7	0-0	0-0	1	2	3	5	6	1	2	0	15
04	BALDWIN IV, Wade	g	5-14	0-2	3-4	0	8	8	3	13	5	6	0	37
13	LACHANCE, Riley	g	0-6	0-3	0-0	0	2	2	0	2	0	0	0	27
02	TOYE, Joe	g	2-4	0-0	1-2	1	2	1	5	2	0	0	1	9
14	JOSEPHS, Carter	g	0-0	0-0	0-0	0	0	0	0	0	0	0	0	1
21	SEHIC, Samir	g	1-1	1-1	0-0	0	0	0	0	3	0	0	0	4
40	CRESSLER, Samir	g	1-5	1-3	0-0	0	1	1	3	3	2	2	0	16
40	HENDERSON, Josh	g	3-8	0-0	0-2	3	2	5	5	6	1	1	1	24
Team		3												
Totals		22-63	5-16	6-11	11	23	34	27	55	12	11	1	8	200

FG % 1st Half: 11-37 29.7% 2nd half: 11-26 42.3% Game: 22-63 34.9%
3FG % 1st Half: 3-9 33.3% 2nd half: 2-7 28.6% Game: 5-16 31.3%
FT % 1st Half: 1-2 50.0% 2nd half: 5-9 55.6% Game: 6-11 54.5%

Purdue 68 • 12-1

#	Player	Total		3-Pr		Rebounds		PF	TP	A	T	Bk	Shl	Min
		FG	FGA	FG	FGA	FT	FTA							
12	Edwards, Vince	f	1-6	0-2	2-2	2	3	5	2	4	0	0	0	17
50	Swanigan, Caleb	f	4-7	0-1	5-6	1	7	8	3	13	2	1	0	28
44	Haas, Isaac	c	2-6	0-0	2-3	3	2	5	1	6	0	3	1	11
03	Thompson, P.J.	g	0-2	0-2	2-2	1	0	1	0	2	2	1	0	22
35	Davis, Raphael	g	3-7	1-4	7-8	0	5	5	0	14	1	2	0	25
01	Hill, Johnny	g	0-1	0-0	1-2	0	1	2	1	2	1	0	3	20
13	Thompson, A.J.	g	1-3	1-3	0-0	0	2	2	0	3	3	0	0	13
20	Hammons, A.J.	g	9-16	0-0	3-4	4	6	10	4	21	0	2	7	28
21	Stephens, Kendall	g	0-7	0-6	1-2	1	1	2	1	0	0	0	0	19
31	Mathias, Dakota	g	1-3	0-1	1-2	1	2	3	1	3	4	1	0	17
Team		1												
Totals		21-58	2-19	24-31	14	29	43	14	68	14	11	8	5	200

FG % 1st Half: 8-28 28.6% 2nd half: 13-30 43.3% Game: 21-58 36.2%
3FG % 1st Half: 1-10 10.0% 2nd half: 1-9 11.1% Game: 2-19 10.5%
FT % 1st Half: 6-6 100.0 2nd half: 18-25 72.0% Game: 24-31 77.4%

Officials: Ted Valentine, Mark Whitehead, Rob Riley
Technical fouls: Vanderbilt-FISHER-DAVIS, Matthe. Purdue-None.
Attendance: 14846

Score by periods		1st	2nd	Total
Vanderbilt		26	29	55
Purdue		23	45	68

Last FG - PURDUE 2nd-01:00, PURDUE 2nd-01:30.
Largest lead - VU by 7 1st-15:28, PURDUE by 14 2nd-00:33.

Score tied - 2 times.
Lead changed - 6 times.

WEST LAFAYETTE, Ind. - Purdue was struggling from behind the arc and was in danger of losing a second straight game after winning its first 11.

Then A.J. Hammons took over, scoring 15 of his 21 points in the second half to rally the 14th-ranked Boilermakers to a 68-55 win over Vanderbilt.

Hammons added 10 rebounds and seven blocks in his 28 minutes as Purdue bounced back from Saturday's loss to No. 9 Butler in the Crossroads Classic in Indianapolis.

Rapheal Davis added 14 points and Caleb Swanigan had 13 for the Boilermakers (12-1), who extended their Mackey Arena winning streak to 15 games. Purdue missed 17 of its 19 3-point attempts.

Wade Baldwin scored 13 points and Jeff Roberson added 12 for Vanderbilt (7-4), coached by former Purdue guard and assistant coach Kevin Stallings. The Commodores shot only 34.9 percent (22 of 63) and were out rebounded 43-34, including 23-9 during the pivotal second half, when the Boilermakers outscored Vanderbilt, 45-29.

Two Hammons free throws with 4:05 to play gave Purdue a 51-42 lead, capping a 22-8 run that included a 3-pointer from Ryan Cline and nine points from Hammons.

Purdue finally got untracked with 11:42 remaining, beginning a 10-0 run that included eight points from its big men, four from Isaac Haas and two each from Swanigan and Hammons to seize a 39-34 advantage with 8:53 to play.

Stallings, whose team also has played Kansas with its strong front line, was asked about Purdue's wealth of size.

"Kansas didn't hurt us inside," Stallings said. "We got killed inside tonight. It was an ugly game with a bunch of fouls. Purdue missed some open shots, but they got the ball where it needed to be."

Vanderbilt took a 26-23 halftime lead, outscoring Purdue 7-2 during the final 3:24, including a 3-pointer from Roberson.

Game 12 • Dec. 30, 2015

Western Michigan 61
vs. Vanderbilt 86
Nashville, Tenn. (Memorial Gym)

Western Michigan 61 • 5-7

#	Player	Total		3-Pr		Rebounds		PF	TP	A	T	Bk	Shl	Min	
		FG	FGA	FG	FGA	FT	FTA								
34	AVERY, Anthony	f	1-2	0-0	5-6	1	3	4	3	7	1	2	0	0	16
50	DUGAN, Seth	c	1-2	0-0	0-1	0	0	3	4	2	0	2	0	0	19
01	HAYMOND, Tucker	g	6-15	0-5	6-7	3	2	5	1	18	1	1	0	32	
30	WILDER, Thomas	g	7-12	2-4	5-6	2	3	5	0	21	3	2	0	28	
32	PERRY, Taylor	g	1-6	0-1	0-0	0	1	2	2	2	1	2	0	0	28
00	MOORE, Bryce	g	1-5	0-2	0-0	0	1	1	2	4	1	0	1	12	
03	DAVIS, Josh	g	1-4	0-2	2-2	0	0	0	0	0	0	0	0	0	19
04	KLEIN, Jared	c	0-2	0-2	0-0	0	0	0	0	0	0	0	0	0	0
08	MCCORMICK, Kellen	g	0-1	0-0	0-0	0	3	3	4	5	0	1	1	0	21
40	LAMONT, Drake	c	2-4	0-0	1-2	4	0	4	0	5	0	0	0	0	21
Totals		Team	20-54	2-18	19-42	11	24	35	21	61	8	14	0	2	200
FG 1st Half: 10-30 33.3% 2nd Half: 10-24 41.7% Games: 20-54 37.0%															
FT 1st Half: 1-11 9.1% 2nd Half: 1-11 9.1% Games: 2-22 9.1%															
3P 1st Half: 0-7 0.0% 2nd Half: 12-16 75.0% Games: 20-54 79.2%															
Rebounds: 35 3rd Quarter: 11 4th Quarter: 24 Games: 35															



Game 13 • Jan. 2, 2016

LSU 90
at Vanderbilt 82
Nashville, Tenn. (Memorial Gym)

LSU 90 • 8-5, 1-0 SEC

#	Player	Total		3-Pr		Rebounds		PF	TP	A	T	Bk	Stl	Min
		FG	FGA	FT	FTA	Off	Def							
29	SIMMONS, Ben	f	10-15	0-1	16-19	6	8	14	2	36	4	2	1	34
32	VICTOR II, Craig	f	5-11	0-0	1-2	1	5	6	3	11	2	1	1	22
02	BLAKENY, Antonio	c	2-7	0-2	2-2	1	3	2	6	2	0	0	0	30
04	HORNSBY, Keith	g	8-13	4-7	3-4	0	1	1	23	1	1	0	1	37
05	QUARTERMAN, Tim	g	1-5	0-2	3-4	1	4	5	2	5	3	1	0	30
00	SAMPSON, Brandon	0-3	0-1	0-0	0	1	1	0	0	0	0	0	0	8
01	ROBINSON III, Elbert	0-1	0-0	0	0	1	2	2	0	0	1	0	0	7
05	GRAY, Josh	3-5	1-2	0-0	0	4	4	1	7	2	4	0	2	14
21	EPPS, Aaron	0-1	0-1	0-0	0	1	1	3	0	0	0	0	0	6
22	MALONE, Darcy	1-1	0-0	0-0	0	1	1	2	2	0	1	0	0	12
Team		0	1	0	0	0	0	0	0	0	0	0	0	0
Totals		30-62	5-16	25-31	11	29	40	20	90	14	11	3	9	200

FG % 1st Half: 12-27 44.4% 2nd half: 18-35 51.4% Game: 30-62 48.4%
3FG % 1st Half: 2-8 25.0% 2nd half: 3-8 37.5% Game: 5-16 31.3%
FT % 1st Half: 8-10 80.0% 2nd half: 17-21 81.0% Game: 25-31 80.6%

Vanderbilt 82 • 8-5, 0-1 SEC

#	Player	Total		3-Pr		Rebounds		PF	TP	A	T	Bk	Stl	Min
		FG	FGA	FT	FTA	Off	Def							
11	ROBERSON, Jeff	f	4-5	1-1	4-4	0	0	0	5	13	0	1	0	21
30	JONES, Damian	c	4-6	0-0	4-4	1	3	4	4	12	1	4	2	32
04	BALDWIN IV, Wade	g	3-7	2-4	9-10	0	6	6	3	17	7	1	0	34
05	FISHER-DAVIS, Matthe	g	3-6	1-5	2-2	0	1	1	3	11	1	0	0	25
13	LACHANCE, Riley	g	4-12	1-4	3-4	0	2	5	12	2	3	0	3	33
00	JUSTICE, Camron	2-3	1-2	0-0	0	4	4	2	5	0	1	0	0	19
02	TOYE, Joe	0-4	0-3	0-0	0	2	2	0	0	1	1	0	0	5
21	SEBIC, Samir	1-1	1-1	0-0	0	2	2	0	3	0	0	0	0	4
24	CRESSLER, Nolan	4-10	1-3	0-1	1	3	4	3	9	1	1	0	0	16
40	HENDERSON, Josh	0-0	0-0	0-0	0	1	1	0	0	0	5	0	0	11
Team		0	0	0	0	0	0	0	0	0	0	0	0	0
Totals		25-54	10-23	22-25	3	26	29	25	82	13	17	2	6	200

FG % 1st Half: 9-25 36.0% 2nd half: 16-29 55.2% Game: 25-54 46.3%
3FG % 1st Half: 4-12 33.3% 2nd half: 6-11 54.5% Game: 10-23 43.5%
FT % 1st Half: 13-13 100.0% 2nd half: 9-12 75.0% Game: 22-25 88.0%

Officials: Karl Hess, Garron Shanks, Patrick Evans
Technical fouls: LSU-None. Vanderbilt-None.
Attendance: 13380

Score by periods	1st	2nd	Total
LSU	34	56	90
Vanderbilt	35	47	82

Last FG - LSU 2nd-01:13, VU 2nd-00:16.
Largest lead - LSU by 13 2nd-00:53, VU by 5 1st-15:34.

NASHVILLE - Ben Simmons scored 36 points and grabbed 14 rebounds as the LSU Tigers beat Vanderbilt 90-82 in the Southeastern Conference opener for both teams.

Simmons scored 18 in each half, and Keith Hornsby added 23 points as the Tigers (8-5) picked up their fourth victory in five games. Coach Johnny Jones has yet to lose to Vanderbilt, improving to 5-0 even with this the third straight at Memorial Gym.

Craig Victor II added 11 points for the Tigers.

Vanderbilt (8-5) came in leading the SEC in scoring defense, holding opponents to 61.8 points, and third nationally holding opponents to 35.8 percent shooting. With 7-foot-1 junior Luke Kornet still out with a torn MCL, the Commodores struggled to slow down Simmons.

Wade Baldwin IV led five Commodores in double figures with 17 points. Jeff Roberson added 13, Matthew Fisher-Davis 11 and Riley LaChance and Damian Jones each had 12.

The Tigers came in second in the SEC scoring an average of 83.8 points per game, while Vanderbilt leads the league and ranks third nationally holding opponents to 35.8 percent shooting. For the first 30 minutes, this looked to be headed for overtime just like last season when LSU pulled that win out. The teams swapped the lead 14 times with six ties.

Vanderbilt led 35-34 at halftime and last led 51-50 on a 3-pointer by Baldwin from the top of the key. Hornsby hit a 3 to put LSU ahead to stay with 13:21 remaining, and the Tigers built that lead to as much as nine until the final minutes. Vanderbilt got within four a couple times, the last on a driving layup by LaChance with 5:00 left.

Hornsby hit another 3, and Vanderbilt didn't get closer than five the rest of the way.

Simmons, the freshman from Australia, dominated. He scored 11 straight in the first half and 15 of 17 in keeping LSU close. Simmons scored over and over again with dunks, and he was 16 of 19 with all of LSU's attempts until Tim Quarterman split a pair of free throws with 2:01 left.

Game 14 • Jan. 5, 2016

Vanderbilt..... 85
at Arkansas..... 90 (OT)
Fayetteville, Ark. (Bud Walton Arena)

Vanderbilt 85 • 8-6, 0-2 SEC

#	Player	Total		3-Pr		Rebounds		PF	TP	A	T	Bk	Stl	Min
		FG	FGA	FT	FTA	Off	Def							
11	ROBERSON, Jeff	f	1-3	1-2	2-2	1	1	2	3	5	3	2	0	23
30	JONES, Damian	c	9-13	0-0	6-10	1	14	15	5	24	2	3	1	34
04	BALDWIN IV, Wade	g	4-7	1-2	4-4	0	4	4	5	14	4	8	0	27
05	FISHER-DAVIS, Matthe	g	6-12	4-8	4-4	0	3	3	3	20	2	3	0	41
13	LACHANCE, Riley	g	10-13	2-5	2-3	0	3	3	4	10	2	2	0	40
00	JUSTICE, Camron	0-0	0-0	0-0	0	0	0	0	0	0	1	0	0	2
02	TOYE, Joe	0-1	0-0	0	0	0	0	1	0	0	0	0	0	2
03	KORNET, Luke	3-4	2-3	3-4	1	7	8	2	11	3	4	1	0	28
14	JOSEPHS, Carter	0-0	0-0	2-5	1	2	3	0	2	4	2	0	0	18
24	CRESSLER, Nolan	0-2	0-0	0-0	0	1	1	2	0	0	0	0	0	6
40	HENDERSON, Josh	0-0	0-0	0	0	1	0	1	0	0	0	0	0	4
Team		0	0	0	0	0	0	0	0	0	0	0	0	0
Totals		26-52	10-20	23-32	6	35	41	25	85	20	26	1	2	225

FG % 1st Half: 11-23 47.8% 2nd half: 13-23 56.5% OT: 2-6 33.3% Game: 26-52 50.0%
3FG % 1st Half: 6-11 54.5% 2nd half: 3-6 50.0% OT: 1-3 33.3% Game: 10-20 50.0%
FT % 1st Half: 4-6 66.7% 2nd half: 16-22 72.7% OT: 3-4 75.0% Game: 23-32 71.9%

Arkansas 90 • 7-7, 1-1 SEC

#	Player	Total		3-Pr		Rebounds		PF	TP	A	T	Bk	Stl	Min
		FG	FGA	FT	FTA	Off	Def							
23	KINGSLEY, MOSES	f	9-17	0-0	7-10	2	6	8	3	25	0	0	4	38
05	MILES, KEATON	f	2-4	0-0	1-4	1	2	3	3	5	1	1	3	18
03	HANNAYS, DUSTY	f	5-10	1-3	9-10	3	2	5	1	13	2	0	0	34
06	DURHAM, JABRIL	g	2-5	0-1	7-8	0	3	3	4	11	6	2	0	43
01	BELL, ANTHON	g	1-8	6-10	2-3	2	1	3	3	26	1	0	2	34
01	THOMPSON, TREY	1-2	0-0	0-0	0	3	3	3	2	1	1	0	0	18
03	WATKINS, MANUALE	0-3	0-0	0	0	1	2	3	3	0	1	1	0	12
24	WHITT, JIMMY	2-6	0-0	0-0	0	1	1	1	4	1	2	1	1	13
21	BEARD, ANTON	2-5	0-0	0-0	0	1	1	3	4	0	1	0	1	22
30	KLUKUSKI, WILLY	0-0	0-0	0-0	0	0	1	3	0	0	0	0	0	3
Team		0	0	0	0	0	0	0	0	0	0	0	0	0
Totals		29-71	6-14	26-35	11	25	36	27	90	13	8	5	15	225

FG % 1st Half: 13-33 39.4% 2nd half: 13-32 40.6% OT: 3-6 50.0% Game: 29-71 40.8%
3FG % 1st Half: 3-7 42.9% 2nd half: 3-6 50.0% OT: 0-1 0.0% Game: 6-14 42.9%
FT % 1st Half: 11-13 84.6% 2nd half: 8-13 61.5% OT: 7-9 77.8% Game: 26-35 74.3%

Officials: Mike Nance, Lee Cassell, Olandis Poole
Technical fouls: Vanderbilt-None. Arkansas-None.
Attendance: 14179
Estimated Attendance: 6,387
Fouled out: Vanderbilt #30, Jones (1:05 OT); #04, Baldwin IV (0:05 2 OT)

Score by periods	1st	2nd	OT	Total
Vanderbilt	32	45	8	85
Arkansas	40	37	13	90

Last FG - VU OT-00:52, AR OT-00:33.
Largest lead - VU by 6 1st-17:12, AR by 13 2nd-00:48.
Score tied - 13 times.
Lead changed - 15 times.

FAYETTEVILLE, Ark. - Anthon Bell scored a season-high 26 points, Moses Kingsley added 25 and Arkansas forced 26 turnovers in a 90-85 overtime victory against Vanderbilt.

Kingsley did his part by scoring in double figures for the 14th time this season. He and Bell, who hit 6 of 10 from 3-point range, scored consistently for Arkansas, which rebounded after its 23-point loss at Texas A&M in a SEC opener last Saturday.

Arkansas also leaned on its defense to pressure Vanderbilt into its season-high for turnovers. The Commodores had 14 during a first half in which the Razorbacks started slow, but managed to build a 40-32 lead behind Kingsley's 10 points and Bell's nine.

Bell and Kingsley helped Arkansas quickly stretch its lead to 13 points early in the second half by scoring five quick points. But the Razorbacks went nearly five minutes without a field goal, while the Commodores used a 20-4 run to take a 52-49 lead.

Kingsley and Bell combined to score Arkansas' next 16 points, setting up a back-and-forth finish in regulation.

Vanderbilt guard Wade Baldwin IV made a driving layup with 12.8 seconds left to give the Commodores a 75-74 lead. After an Arkansas timeout, Bell knocked down a 3-pointer to make it 77-75 with two seconds left.

Damian Jones caught a full-court pass over 6-foot Arkansas guard Anton Beard and drove to the basket for a dunk at the buzzer to force overtime.

The 7-foot Jones equaled career highs with 24 points and 15 rebounds for Vanderbilt (8-6, 0-2).

Instead, Arkansas turned to its defense. The Razorbacks forced five turnovers in overtime and converted the Vanderbilt mistakes into eight points. Arkansas outscored Vanderbilt 29-9 off turnovers.

The key stop came in the final seconds as Arkansas guard Jabril Durham had a steal and made two free throws at the other end to give the Razorbacks a five-point lead.

Durham finished with 11 points, six assists and four steals. Matthew Fisher-Davis scored a career-high 20 points for the Commodores, who have lost six of their past nine games after starting the season 5-0.

Game 15 • Jan. 9, 2016

Vanderbilt..... 65
at South Carolina..... 69
Columbia, S.C. (Colonial Life Arena)

Vanderbilt 65 • 8-7, 0-3 SEC

#	Player	Total		3-Pr		Rebounds		PF	TP	A	T	Bk	Stl	Min
		FG	FGA	FT	FTA	Off	Def							
03	KORNET, Luke	f	2-9	2-9	2-2	0	4	4	2	8	0	2	4	32
11	ROBERSON, Jeff	f	1-7	0-2	5-7	3	3	6	1	7	3	2	0	13
30	JONES, Damian	c	5-6	0-0	2-3	2	4	6	5	12	1	1	3	16
05	FISHER-DAVIS, Matthe	g	0-1	0-1	0-0	0	1	1	0	0	0	0	0	7
13	LACHANCE, Riley	g	6-16	3-7	0-0	0	4	4	3	15	1	1	0	34
00	JUSTICE, Camron	0-1	0-1	0-0	0	1	1	0	0	0	0	0	0	4
02	TOYE, Joe	1-2	0-0	3-4	1	2	2	5	0	1	0	1	1	16
04	BALDWIN IV, Wade	3-13	0-2	7-11	2	1	3	5	13	4	3	0	2	30
14	JOSEPHS, Carter	0-0	0-0	0	0	0	0	0	0	0	0	0	0	1
24	CRESSLER, Nolan	1-3	0-2	0-0	1	3	4	5	2	1	0	0	0	19
40	HENDERSON, Josh	1-3	0-0	1-2	1	1	2	3	0	1	0	0	0	8
Team		0	0	0	0	0	0	0	0	0	0	0	0	0
Totals		20-61	5-24	20-29	12	24	36	25	65	10	11	7	5	200

FG % 1st Half: 14-34 41.2% 2nd half: 6-27 2



Game 16 • Jan. 12, 2016

Auburn 57
vs. Vanderbilt 75
Nashville, Tenn. (Memorial Gym)

Auburn 57 • 7-8, 1-3 SEC

#	Player	Total		3-Ptr		Rebounds		PF	TP	A	T	Blk	Stl	Min
		FG	FGA	FT	FTA	Off	Def							
00	Spencer, Horace	f	0-6	0-0	0-0	3	1	4	0	0	3	1	0	13
12	Harris, Tyler	f	4-13	0-0	0-5	8	2	10	2	8	0	2	1	34
18	Granger, Jordan	f	3-6	1-4	1-3	0	1	1	3	8	0	0	1	27
01	Canty, Kareem	g	6-13	1-5	3-4	0	3	3	3	16	6	3	0	38
23	Lanq, TJ	g	2-4	1-2	1-2	0	2	2	4	6	0	0	0	22
02	Brown, Bryce	g	1-7	0-6	0-0	1	1	2	2	2	0	0	0	16
05	Bowers, Cinmeon	g	5-14	0-2	3-4	3	7	10	3	13	0	4	2	32
21	Keim, Patrick	g	0-0	0-0	0-0	0	0	0	0	0	0	0	0	2
44	Williams, New	g	1-4	1-3	1-2	0	2	2	2	4	0	0	0	16
Team														
Totals		22-67	4-22	9-20	16	19	35	23	57	8	10	7	4	200

FG % 1st Half: 9-17 24.3% 2nd Half: 13-30 43.3% Game: 22-67 32.8%
3FG % 1st Half: 1-11 9.1% 2nd Half: 3-11 27.3% Game: 4-22 18.2%
FT % 1st Half: 3-6 50.0% 2nd Half: 6-14 42.9% Game: 9-20 45.0%

Vanderbilt 75 • 9-7, 1-3 SEC

#	Player	Total		3-Ptr		Rebounds		PF	TP	A	T	Blk	Stl	Min
		FG	FGA	FT	FTA	Off	Def							
03	KORNET, Luke	f	4-8	2-3	1-4	2	9	11	3	11	2	3	10	37
11	ROBERSON, Jeff	f	5-7	1-2	3-3	3	5	8	3	14	0	1	0	34
30	JONES, Damian	c	4-5	0-0	1-2	0	4	4	9	0	2	0	0	13
04	BALDWIN IV, Wade	g	5-9	1-2	6-8	0	7	7	2	17	10	4	0	33
13	LACHANCE, Riley	g	5-9	3-4	0-0	1	4	5	1	13	1	2	0	135
00	JUSTICE, Camron	g	0-0	0-1	0-0	0	1	1	3	0	1	0	1	9
02	TOYE, Joe	g	0-1	0-1	2-2	0	1	1	2	0	1	0	0	11
14	JOSEPHS, Carter	g	0-0	0-0	0-0	0	0	0	0	0	0	0	0	1
21	SEHIC, Samir	g	1-1	0-0	0-0	1	0	1	0	2	1	0	0	3
08	CRESSLER, Nolan	g	0-1	0-0	2-2	1	2	3	1	2	0	1	0	9
40	HENDERSON, Josh	g	2-2	0-0	1-4	1	3	4	2	5	1	1	0	15
Team														
Totals		26-47	7-13	16-25	9	36	45	21	75	16	17	10	2	200

FG % 1st Half: 14-21 66.7% 2nd Half: 12-26 46.2% Game: 26-47 55.3%
3FG % 1st Half: 6-8 75.0% 2nd Half: 1-5 20.0% Game: 7-13 53.8%
FT % 1st Half: 5-9 55.6% 2nd Half: 11-16 68.8% Game: 16-25 64.0%

Officials: Pat Adams, Byron Jarrett, Jamie Luckie
Technical fouls: Auburn-None, Vanderbilt-None
Attendance: 10144

Score by periods	1st	2nd	Total
Auburn	22	35	57
Vanderbilt	39	36	75

Last FG - AU 2nd-00:28, VU 2nd-00:39.
Largest lead - AU None, VU by 23 2nd-07:45.

Points	In	Off	2nd	Fast
AU	32	16	7	6
VU	28	10	15	7

Score tied - 0 times.
Lead changed - 0 times.

Game 17 • Jan. 16, 2016

Alabama 63
vs. Vanderbilt 71
Nashville, Tenn. (Memorial Gym)

Alabama 63 • 10-6, 1-3 SEC

#	Player	Total		3-Ptr		Rebounds		PF	TP	A	T	Blk	Stl	Min
		FG	FGA	FT	FTA	Off	Def							
03	Kessens, Michael	f	1-2	0-0	1-4	1	3	4	2	3	1	3	1	14
10	Taylor, Jimmie	f	4-6	0-0	0-3	1	8	9	2	8	0	1	0	28
01	Norris, Riley	c	2-5	1-2	1-2	2	0	2	3	6	0	1	0	29
04	Edwards, Arthur	g	4-9	4-8	0-0	1	3	4	4	12	0	1	0	24
02	Obasohan, Retin	g	4-8	0-0	2-4	0	7	7	2	10	1	3	0	30
00	Schaffer, Lawson	g	0-0	0-0	0-0	0	0	0	0	1	0	0	0	0
05	Coleman, Justin	g	2-4	0-0	1-2	3	2	4	3	1	0	0	0	07
11	Hale, Shannon	g	6-14	1-6	0-2	1	1	2	5	13	0	2	0	29
23	Austin, Brandon	g	1-2	0-1	1-1	0	2	2	0	3	0	0	0	10
35	Hall, Dontia	g	1-2	0-0	2-4	2	4	6	3	4	1	0	1	8
Team														
Totals		25-52	6-19	7-20	9	30	39	23	63	7	12	5	4	200

FG % 1st Half: 14-25 56.0% 2nd Half: 11-27 40.7% Game: 25-52 48.1%
3FG % 1st Half: 2-7 28.6% 2nd Half: 4-12 33.3% Game: 6-19 31.6%
FT % 1st Half: 1-4 25.0% 2nd Half: 6-16 37.5% Game: 7-20 35.0%

Vanderbilt 71 • 10-7, 2-3 SEC

#	Player	Total		3-Ptr		Rebounds		PF	TP	A	T	Blk	Stl	Min
		FG	FGA	FT	FTA	Off	Def							
03	KORNET, Luke	f	3-8	0-2	2-5	0	6	6	5	8	2	0	1	32
11	ROBERSON, Jeff	f	4-7	3-4	5-7	2	9	11	3	16	5	0	2	36
00	JONES, Damian	c	4-13	0-0	5-8	1	1	2	4	13	1	2	0	23
04	BALDWIN IV, Wade	g	1-4	0-0	6-9	0	5	5	1	8	5	3	0	32
13	LACHANCE, Riley	g	5-8	5-6	3-3	0	1	1	2	18	1	0	0	35
00	JUSTICE, Camron	g	0-1	0-1	1-2	0	0	0	1	0	0	0	0	5
02	TOYE, Joe	g	0-0	0-0	0-0	0	0	0	0	0	0	0	0	1
05	FISHER-DAVIS, Matthe	g	1-2	1-2	0-0	0	0	0	1	3	0	0	0	16
14	JOSEPHS, Carter	g	0-0	0-0	0-0	0	0	0	0	0	0	0	0	1
21	SEHIC, Samir	g	0-0	0-0	0-0	0	0	0	0	0	0	0	0	1
08	CRESSLER, Nolan	g	0-2	0-1	0-0	0	0	0	0	0	1	0	0	5
40	HENDERSON, Josh	g	2-4	0-0	0-2	2	1	3	2	4	0	0	0	13
Team														
Totals		20-49	9-16	22-36	6	23	29	18	71	14	7	1	5	200

FG % 1st Half: 10-27 37.0% 2nd Half: 10-22 45.5% Game: 20-49 40.9%
3FG % 1st Half: 4-9 44.4% 2nd Half: 5-7 71.4% Game: 9-16 56.3%
FT % 1st Half: 9-15 60.0% 2nd Half: 13-21 61.9% Game: 22-36 61.1%

Officials: John Hampton, Bart Lenox, Jacyn Golie
Technical fouls: Alabama-None, Vanderbilt-None
Attendance: 12565

Score by periods	1st	2nd	Total
Alabama	31	32	63
Vanderbilt	23	48	71

Last FG - AU 2nd-00:05, VU 2nd-00:54.
Largest lead - VU by 3 1st-05:42, VU by 18 2nd-04:14.

Points	In	Off	2nd	Fast
AU	38	7	10	7
VU	18	4	0	8

Score tied - 4 times.
Lead changed - 3 times.

Game 18 • Jan. 20, 2016

Vanderbilt 88
vs. Tennessee 74
Knoxville, Tenn. (Thompson-Boling Arena)

Vanderbilt 88 • 11-7, 3-3 SEC

#	Player	Total		3-Ptr		Rebounds		PF	TP	A	T	Blk	Stl	Min
		FG	FGA	FT	FTA	Off	Def							
03	KORNET, Luke	f	3-8	0-0	4-6	5	9	14	4	10	3	1	5	30
11	ROBERSON, Jeff	f	3-6	0-2	5-6	2	8	10	4	11	2	0	0	33
30	JONES, Damian	c	2-4	0-0	2-6	1	6	7	5	6	0	2	0	19
04	BALDWIN IV, Wade	g	5-9	3-6	1-2	1	3	4	1	25	5	2	1	35
13	LACHANCE, Riley	g	0-9	0-7	2-3	0	3	3	2	5	3	0	0	27
00	JUSTICE, Camron	g	4-7	4-7	0-0	0	1	2	12	1	0	0	0	1
02	TOYE, Joe	g	0-0	0-0	0-0	0	0	0	0	0	0	0	0	1
05	FISHER-DAVIS, Matthe	g	6-12	6-11	0-0	1	7	8	2	18	4	0	0	28
14	JOSEPHS, Carter	g	0-0	0-0	0-0	0	0	0	0	0	0	0	0	1
21	SEHIC, Samir	g	0-0	0-0	1-2	0	0	0	1	1	0	0	0	1
08	CRESSLER, Nolan	g	0-0	0-0	1-2	0	1	1	0	1	0	1	0	2
40	HENDERSON, Josh	g	0-2	0-0	2-2	0	0	0	1	2	0	1	0	8
Team														
Totals		23-57	13-33	29-39	11	39	50	22	88	20	12	10	3	200

FG % 1st Half: 16-33 48.5% 2nd Half: 7-24 29.2% Game: 23-57 40.4%
3FG % 1st Half: 10-22 45.5% 2nd Half: 3-11 27.3% Game: 13-33 39.4%
FT % 1st Half: 2-7 28.6% 2nd Half: 27-37 73.0% Game: 29-39 74.4%

Tennessee 74 • 9-9, 2-4 SEC

TT 1st Half: 2-2		100.0		2nd Half: 27-37		73.0%		Game: 29-39		74.4%				5
Fresno State 74 - 99, 2-4 SEC														
#	Player	Total		3-Ptr		Rebounds		PF		A To Blk		Stl		
		FG	FTA	FT	FTA	Off	Def	PF	TP					
04	Moore, Armani	f	5-11	0-1	4-7	2	6	8	3	14	3	2	1	27
05	Schofield, Admiral	f	2-8	0-2	0-0	2	2	4	5	4	1	0	0	22
00	Punter, Kevin	g	9-20	3-5	5-5	0	4	4	3	26	3	0	1	37
03	Hubbs III, Robert	g	4-14	0-1	2-2	3	4	7	3	10	2	0	0	25
24	Baukman, Devon	g	2-7	0-3	4-4	0	3	4	8	0	0	0	1	25
02	Kasongo, Ray	g	2-7	0-0	4-4	0	3	4	8	0	0	0	0	25
01	Alamandier, Eric	g	2-7	0-0	4-4	0	1	0	1	0	0	0	3	10
15	Stallone, Detrick	g	2-13	1-7	3-4	1	1	1	3	8	1	1	0	25
23	Reaser, David	g	1-3	0-0	1-1	0	1	1	1	1	0	0	0	15
11	Phillips, Shemari	g	1-2	0-1	3-4	1	1	1	3	9	1	0	0	25



Game 19 • Jan. 23, 2016

Vanderbilt..... 57
at Kentucky..... 76
Lexington, Ky. (Rupp Arena)

Vanderbilt 57 • 11-8, 3-4

#	Player	Total	3-Ptr	Rebounds	PF	TP	A	T	Bk	Stl	Min
		FG-FGA	FT-FTA	Off Def Tot							
03	KORNET, Luke	f 2-8	1-3	2-2	2	5	7	2	2	0	22
11	ROBERSON, Jeff	f 3-6	2-3	4-4	0	0	0	2	12	0	32
30	JONES, Damian	c 5-7	0-0	3-6	2	7	9	2	13	1	21
04	BALDWIN IV, Wade	g 1-9	0-1	5-6	0	1	1	1	7	2	31
13	LACHANCE, Riley	g 1-5	1-3	0-0	0	1	1	3	1	1	0
00	JUSTICE, Camron	g 0-3	0-1	0-0	1	0	1	1	0	1	0
01	TOYE, Joe	g 1-1	0-0	3-4	0	0	0	5	1	0	0
05	FISHER-DAVIS, Matthe	g 1-4	1-3	0-0	1	3	4	1	3	0	0
14	JOSEPHS, Carter	g 0-0	0-0	0-0	0	0	0	0	0	0	0
21	SEHIC, Samir	g 0-2	0-0	2-2	2	1	3	0	2	0	0
24	CRESSLER, Nolan	g 1-2	0-1	1-1	0	3	3	0	0	0	0
40	HENDERSON, Josh	g 1-3	0-0	0-0	1	1	2	0	0	0	1
Team											
Totals		16-50	5-15	20-25	10	22	32	10	57	8	12

FG % 1st Half: 7-21 33.3% 2nd Half: 9-29 31.0% Game: 16-50 32.0%
 3FG % 1st Half: 3-7 42.9% 2nd Half: 2-8 25.0% Game: 5-15 33.3%
 FT % 1st Half: 1-1 100% 2nd Half: 10-13 76.9% Game: 20-25 80.0%

Kentucky 76 • 15-4, 5-2

#	Player	Total	3-Ptr	Rebounds	PF	TP	A	T	Bk	Stl	Min
		FG-FGA	FT-FTA	Off Def Tot							
22	Poythress, Alex	f 8-10	0-1	0-0	0	2	2	3	16	0	0
15	Willis, Derek	f 2-8	1-6	2-2	1	8	9	3	7	0	1
03	Ulis, Tyler	g 9-13	2-4	1-1	0	3	3	21	5	2	0
13	Briscoe, Isaiah	g 3-8	0-1	0-0	0	4	4	3	6	4	2
23	Murray, Jamal	g 7-13	3-6	1-1	2	5	7	0	18	2	0
00	Lee, Marcus	g 3-5	0-0	0-0	1	4	5	3	6	0	0
01	Labissiere, Skal	g 0-1	0-0	0-0	0	0	0	2	0	0	0
04	Matthews, Charles	g 1-2	0-0	0-2	2	0	2	2	1	2	0
24	Flower, EJ	g 0-0	0-0	0-0	0	0	0	0	0	0	0
Team											
Totals		33-60	6-19	4-6	6	26	32	19	76	12	7

FG % 1st Half: 17-35 48.6% 2nd Half: 16-25 64.0% Game: 33-60 55.0%
 3FG % 1st Half: 2-9 22.2% 2nd Half: 4-10 40.0% Game: 6-19 31.6%
 FT % 1st Half: 1-3 33.3% 2nd Half: 3-3 100.0% Game: 4-6 66.7%

Officials: Joe Lindsay, Ron Groover, Glenn Tullit
 Technical fouls: Vanderbilt=None. Kentucky=None.
 Attendance: 22975

Score by periods	1st	2nd	Total
Vanderbilt	27	30	57
Kentucky	37	39	76

Last FG - VU 2nd-03:41, UK 2nd-03:15.
 Largest lead - VU None, UK by 23 2nd-04:05.

Score tied - 0 times.
 Lead changed - 0 times.

LEXINGTON - Tyler Ulis scored 21 points, Jamal Murray added 18 and Kentucky shot 64 percent in the second half to cruise past Vanderbilt 76-57 on Saturday.

The Wildcats (15-4, 5-2 Southeastern Conference) led throughout thanks to strong shooting, finishing at 55 percent from the field. Ulis' scoring was balanced, with 11 of his points coming during a second half in which Kentucky led by as many as 23. He finished 9 of 13 from the field with two 3-pointers and five assists in 34 minutes.

Murray was 7 of 13 from the field including 3 of 6 from long range. Alex Poythress got Kentucky started in both halves for 16 points on 8-of-10 shooting with many coming inside.

Kentucky held Vanderbilt (11-8, 3-4) to 32 percent shooting and 33 percent from behind the arc halting the Commodores' three-game winning streak. Vanderbilt entered the contest having made 29 of 62 3-pointers in its last three games.

Kentucky controlled the paint 34-18 while finishing even with Vanderbilt on the boards 32-32. The Wildcats rolled despite shooting just six free throws, making four.

Damian Jones had 13 points and Jeff Roberson added 12 for Vanderbilt, which made 20 of 25 free throws. None of it mattered.

Kentucky followed up Thursday's win at Arkansas by meeting another challenge against a Commodores squad that appeared headed in the right direction after starting 0-3 in league play.

Vanderbilt had sought a statement win to go along with its resurgence and presented multiple threats, from the 7-foot duo of Luke Kornet and Damian Jones to a potent perimeter shooting game 41 percent from long range.

Neither were factors in a shooting performance almost as cold as outside temperatures in the mid-20s at tipoff.

Poythress seemed determined to do his part inside early despite giving away several inches, muscling inside for layups along with a layup. He scored six straight points to ignite Kentucky's 18-13 run coming out of the break for a 55-40 lead that wasn't threatened.

Game 20 • Jan. 26, 2016

Florida..... 59
at Vanderbilt..... 60
Nashville, Tenn. (Memorial Gym)

Florida 59 • 13-7, 5-3 SEC

#	Player	Total	3-Ptr	Rebounds	PF	TP	A	T	Bk	Stl	Min
		FG-FGA	FT-FTA	Off Def Tot							
10	Finney-Smith, Dorian	f 5-14	1-6	1-2	3	11	14	4	12	2	5
24	Leon, Justin	f 0-2	0-0	1-2	0	0	0	0	1	0	0
11	Edburn, John	c 1-4	0-0	0-0	1	3	4	5	2	0	2
04	Allen, KeVaughn	g 6-12	3-4	1-1	1	1	2	2	16	0	0
11	Chiozza, Chris	g 4-11	1-3	1-1	1	3	4	2	10	3	0
00	Hill, Kasey	g 7-17	2-5	0-0	1	0	1	3	16	0	2
01	Walker, DeVon	g 0-1	0-1	0-0	1	0	1	1	0	1	0
02	Francis-Ramirez, B.	g 0-2	0-0	0-0	0	0	0	0	0	0	0
03	Robinson, Devin	g 0-3	0-1	0-0	2	1	3	3	0	0	0
13	Hayes, Kevarrius	g 0-3	0-0	0-0	3	2	5	3	0	0	1
32	Rimmer, Schuyler	g 0-1	0-0	2-2	0	1	1	1	2	0	0
Team											
Totals		23-70	7-22	6-10	18	25	34	24	59	6	13

FG % 1st Half: 7-23 30.4% 2nd Half: 16-47 34.0% Game: 23-70 32.9%
 3FG % 1st Half: 0-0 0.0% 2nd Half: 7-12 58.3% Game: 7-22 31.8%
 FT % 1st Half: 5-7 71.4% 2nd Half: 1-3 33.3% Game: 6-10 60.0%

Vanderbilt 60 • 12-8, 4-4 SEC

#	Player	Total	3-Ptr	Rebounds	PF	TP	A	T	Bk	Stl	Min
		FG-FGA	FT-FTA	Off Def Tot							
03	KORNET, Luke	f 1-5	0-1	2-5	1	8	9	3	4	0	4
11	ROBERSON, Jeff	f 2-6	0-2	2-2	3	3	6	4	6	1	0
30	JONES, Damian	c 6-14	0-0	8-11	4	8	12	2	20	1	2
04	BALDWIN IV, Wade	g 7-13	1-1	9-14	0	2	2	24	4	3	0
05	FISHER-DAVIS, Matthe	g 2-5	2-4	0-1	1	4	5	0	6	2	1
00	JUSTICE, Camron	g 0-0	0-0	0-0	0	0	0	0	0	1	0
01	TOYE, Joe	g 0-0	0-0	0-0	0	0	0	0	0	0	0
13	LACHANCE, Riley	g 0-1	0-0	0-0	0	4	4	3	3	5	0
14	JOSEPHS, Carter	g 0-0	0-0	0-0	0	0	0	1	0	0	0
40	HENDERSON, Josh	g 0-0	0-0	0-0	0	0	0	0	0	0	0
Team											
Totals		18-44	3-9	21-33	10	31	41	15	60	9	19

FG % 1st Half: 10-24 41.7% 2nd Half: 8-20 40.0% Game: 18-44 40.9%
 3FG % 1st Half: 2-5 40.0% 2nd Half: 1-4 25.0% Game: 3-9 33.3%
 FT % 1st Half: 1-3 33.3% 2nd Half: 13-21 61.9% Game: 21-33 63.6%

Officials: Tony Greene, Olandis Poole, Keith Kimble
 Technical fouls: Florida=None. Vanderbilt=None.
 Attendance: 11351

Score by periods	1st	2nd	Total
Florida	19	40	59
Vanderbilt	30	30	60

Last FG - VU 2nd-00:01, VU 2nd-03:50.
 Largest lead - VU by 14 1st-17:14, VU by 14 2nd-14:24.

Score tied - 3 times.
 Lead changed - 2 times.

NASHVILLE - Embarrassed by an ugly loss at Kentucky, the Vanderbilt Commodores made sure they bounced back with possibly their best win this season.

Damian Jones scored 20 points and grabbed 12 rebounds as Vanderbilt beat Florida 60-59 for the quality win they've so needed desperately.

The Commodores (12-8, 4-4 Southeastern Conference) won for the fourth time in five games. Even better, this marked the Commodores' first victory over a team with a Top 30 RPI. Vanderbilt lost its first six such games this season and needed a victory before February. They got it against Florida, which came in tied for second in the SEC with an RPI of 22.

Baldwin led Vanderbilt with 24 points, scoring 10 of the Commodores' final 14 points to preserve the win.

Florida (13-7, 5-3) snapped a three-game winning streak.

KeVaughn Allen hit three 3-pointers in the final 32 seconds trying to rally the Gators. Kasey Hill also added 16, Dorian Finney-Smith had 12 and Chris Chiozza 10.

The Gators not only came in on a winning streak, they were coming off the highest-scoring game by an SEC team this season after beating Auburn 95-63 last weekend. But Florida lost junior forward Justin Leon to an apparent concussion in the opening minutes, and the Gators also struggled through too many shooting droughts in their worst shooting game this season.

Florida led only once early at 3-2 and tied it up three times, the last at 9. Jones scored the next five points to put Vanderbilt ahead to stay as part of an 11-0 spurt, and the Commodores led 30-19 at halftime.

Vanderbilt led by 14 before starting to miss shots, too. Florida went on a 12-2 spurt to pull within 44-40.

The Gators then missed their next 11 shots in a scoring drought that lasted more than five minutes. Vandy wasn't much better, missing seven shots. They managed only a layup by Baldwin in that stretch so Finney-Smith's first 3 of the game with 4:26 left pulled Florida back within 48-43.

Baldwin's final two free throws with 7.1 seconds left gave the Commodores the win when Allen hit the Gators' seventh 3 of the half.

Game 21 • Jan. 30, 2016

Vanderbilt..... 58
at Texas..... 72
Austin, Texas (Erwin Center)

Vanderbilt 58 • 12-9

#	Player	Total	3-Ptr	Rebounds	PF	TP	A	T	Bk	Stl	Min
		FG-FGA	FT-FTA	Off Def Tot							
03	KORNET, Luke	f 1-7	1-4	2-2	0	3	3	3	5	3	0
11	ROBERSON, Jeff	f 0-3	0-1	0-0	0	0	2	3	0	1	0
30	JONES, Damian	c 2-2	0-0	2-6	0	4	9	3	26	0	0
04	BALDWIN IV, Wade	g 0-0	0-0	0-0	0	0	0	1	0	3	1
05	FISHER-DAVIS, Matthe	g 7-13	5-10	0-0	0	8	8	2	19	1	2
00	JUSTICE, Camron	g 0-1	0-1	0-0	0	0	1	0	1	0	1
01	TOYE, Joe	g 0-2	0-1	1-2	0	0	2	1	0	0	0
13	LACHANCE, Riley	g 3-6	1-2	0-0	2	1	3	4	7	4	2
14	JOSEPHS, Carter	g 0-0	0-0	0-0	0	0	0	0	0	1	0
24	CRESSLER, Nolan	g 0-1	0-1	0-0	0	0	1	0	0	0	0
Team											
Totals		23-53	7-20	5-10	8	21	29	20	58	12	13

FG % 1st Half: 6-21 28.6% 2nd Half: 17-32 53.1% Game: 23-53 43.4%
 3FG % 1st Half: 0-4 0.0% 2nd Half: 7-14 50.0% Game: 7-20 35.0%
 FT % 1st Half: 4-7 57.1% 2nd Half: 1-3 33.3% Game: 5-10 50.0%

Texas 72 • 14-7

#	Player	Total	3-Ptr	Rebounds	PF	TP	A	T	Bk	Stl	Min
		FG-FGA	FT-FTA	Off Def Tot							
21	Lammert, Connor	f 3-6	1-4	0-0	0	1	1	1	7	1	0
44	Ibeh, Prince	c 4-8	0-0	5-6	8	3	11	3	13	0	2
01	Taylor, Isaiah	g 5-12	0-0	1-2	0	1	1	1	11	3	1
03	Felix, Javon	g 0-5	0-2	2-2	1	0	1	2	2	1	0
05	Yancy, Kendall	g 3-4	0-0	0-0	2	3	5	1	6	0	0
00	Mack, Tevin	g 1-3	1-3	0-0	0	1	1	2	3	0	0
01	Holland, Demarcus	g 0-1	0-0	0-0	0	2	2	0	0	0	0
04	Newsome, Danny	g 0-0	0-0	0-0	0	0	0	0	0	0	0
10	Davis Jr., Eric	g 3-9	2-5	5-6	1	0	1	0	13	1	0
12	Roach Jr., Kerwin	g 5-10	0-2	5-8	3	8	11	3	15	2	1
29	Schwartz, Joe	g 0-0	0-0	0-0	0	0	0	0	0	0	0
30	McClurg, Ryan	g 0-0	0-0	0-0	0	0	0	0	0	0	0
32	Cleare, Shaquille	g 0-0	0-0	2-2	0	1	1	2	0	0	0
Team											
Totals		24-58	4-16	20-26	15	22	37	14	72	9	6

FG % 1st Half: 13-33 39.4% 2nd Half: 11-25 44.0% Game: 24-58 41.4%
 3FG %



Game 22 • Feb. 4, 2016

Texas A&M..... 60
vs. Vanderbilt..... 77
Nashville, Tenn. (Memorial Gym)

Texas A&M 60 • 18-4, 7-2 SEC

#	Player	Total		3-Ptr		Rebounds				PF	TP	A	TO	Bk	Stl	Min
		FG	FGA	FT	FTA	Off	Def	Total								
12	Jalen Jones	f	1-13	1-3	1-2	2	4	6	1	4	1	0	2	22		
34	Tyler Davis	c	3-6	0-0	0-0	1	2	3	0	6	0	1	25			
11	Anthony Collins	g	1-2	0-0	0-0	0	0	2	2	1	2	0	19			
21	Alex Caruso	g	5-7	0-2	1-2	0	2	2	1	11	4	0	4	28		
23	Danuel House	q	2-8	2-7	4-7	1	4	5	0	1	1	0	35			
00	Kobie Eubanks		0-0	0-0	0-0	0	0	0	0	0	0	0	1			
01	DJ Hoop	g	2-5	1-1	1-1	1	0	1	2	6	1	1	0	19		
03	Admon Gilder		3-6	1-1	0-1	1	1	2	1	8	3	0	1	22		
10	Tonny Trocha-Morelos		4-9	2-4	3-4	1	3	4	3	13	0	2	18			
02	Tavario Miller		0-1	0-0	0-0	1	2	3	0	0	0	0	11			
Team	Totals		21-57	7-22	11-17	10	21	31	10	60	11	7	3	8	200	

FG % 1st Half: 12-29 32.1% 2nd half: 9-28 32.1% Game: 21-57 36.8%
 3FG % 1st Half: 6-12 50.0% 2nd half: 1-10 10.0% Game: 7-22 31.8%
 FT % 1st Half: 3-6 50.0% 2nd half: 8-11 72.7% Game: 11-17 64.7%

Vanderbilt 77 • 13-9, 5-4 SEC

#	Player	Total		3-Ptr		Reb Totals		PF	TP	A	TO	Bk	Stl	Min
		FG-FGA	FT-FTA	Off	Def									
03	KORNET, Luke	f 5-8	4-6	0	0	1	3	14	2	1	1	1	28	
11	ROBERSON, Jeff	f 8-10	3-4	1-1	0	1	1	5	20	3	0	0	32	
30	JONES, Damian	c 6-9	0-0	1-2	5	5	10	2	13	1	3	5	0	34
04	BALDWIN IV, Wade	g 7-12	3-6	0-0	1	2	2	17	8	1	0	0	32	
05	FISHER-DAVIS, Matthe	q 1-6	1-5	2-3	1	1	2	0	5	0	2	0	29	
00	JUSTICE, Camron	1-3	1-3	0-0	0	0	0	3	0	1	0	0	8	
02	TOYE, Joe	0-1	0-0	0	0	1	1	1	0	0	0	0	3	
13	LACHANCE, Riley	2-9	1-5	0-0	0	3	3	0	5	4	2	0	11	
21	SEHIC, Samir	0-0	0-0	0-0	0	0	0	0	0	0	0	0	4	
24	CRESSLER, Nolan	0-0	0-0	0	0	0	0	0	0	0	0	0	1	
06	HENDERSON, Josh	0-1	0-0	0	0	0	3	0	2	0	1	0	8	
	Team			1	5									
	Totals	30-59	13-29	4-6	9	29	38	13	77	19	12	7	2	200

FG % 1st Half: 16-33 48.5% 2nd half: 14-26 53.8% Game: 30-59 50.8%
 3FG % 1st Half: 7-18 38.9% 2nd half: 1-10 10.0% Game: 13-29 44.8%
 FT % 1st Half: 1-2 50.0% 2nd half: 3-4 75.0% Game: 4-6 66.7%

Officials: Tony Greene, Antonio Petty, Anthony Jordan
 Technical fouls: Texas A&M-None. Vanderbilt-None.
 Attendance: 10432

Score by periods	1st	2nd	Total
Texas A&M	33	27	60
Vanderbilt	40	37	77

Last FG - TAMU 2nd-03:30, VU 2nd-01:25.
 Largest lead - TAMU by 4 at 06:51, VU by 19 2nd-01:25.

Score tied - 2 times.
 Lead changed - 2 times.

NASHVILLE - Vanderbilt was tired of the constant criticism.

So the Commodores took it out on No. 8 Texas A&M as Jeff Roberson scored a career-high 20 points, leading Vanderbilt to a 77-60 upset of the Aggies.

The Commodores created high expectations after starting the season ranked 18th, but they dropped out of the top 25 and lost five of their previous nine games.

Vanderbilt (13-9, 5-4 SEC) had lost its previous 13 games against ranked opponents, including a six this season.

Texas A&M (18-4, 7-2) lost for the second time in three games, including a 74-71 defeat at Arkansas on Jan. 27.

Vanderbilt tied a season high with 13 baskets from 3-point range.

Four Commodores broke into double figures, including Baldwin with 17 points, Luke Kornet with 14 points, Damian Jones with 13.

Jones posted a double-double with 10 rebounds and blocked five shots. Baldwin dished out eight assists. Kornet grabbed nine rebounds and made four 3-pointers.

Texas A&M's Jalen Jones, one of the nation's top players, was held to four points as he hit only 1 of 13 from the floor.

Tonny Trocha-Morelos led the Aggies with 13 points. Alex Caruso added 11 points. Danuel House scored 10.

Texas A&M shot just 37 percent from the floor. Vanderbilt got off to a great start by taking a 14-1 lead as the Commodores hit six of their first seven shots from the floor.

Jones and Kornet scored 16 of Vanderbilt's first 18 points.

Texas A&M responded with a 25-9 run that gave the Aggies as 26-23 lead on Admon Gilder's 3-pointer with 9:17 left.

Vanderbilt finished the first half with a strong push taking a 40-33 lead on a 3-pointer by Baldwin with three seconds left in the half.

Texas A&M's Jalen Jones missed eight of his first nine shots from the floor in the first 20 minutes.

The Commodores remained hot opening the second half with a 7-0 spurt that caused Kennedy to call a timeout after Kornet's 3-pointer from the top of the key stretched Vanderbilt's lead to 47-33 with 18:05 left.

Roberson's layup capped a 17-1 run, giving Vanderbilt a 49-33 lead with 17:15 left.

Game 23 • Feb. 6, 2016

Vanderbilt..... 78
vs. Ole Miss..... 85
Oxford, Miss. (Pavilion at Ole Miss)

Vanderbilt 78 • 13-10, 5-5 SEC

#	Player	Total		3-Ptr		Rebounds				PF	TP	A	TO	Bk	Stl	Min
		FG-FGA	FT-FTA	FG-FGA	FT-FTA	Off	Def	Total								
03	KORNET, Luke	f	7-17	2-6	4-5	4	5	9	2	20	4	2	1	37		
11	ROBERSON, Jeff	f	2-3	1-1	0-0	2	4	6	5	2	1	0	0	16		
30	JONES, Damian	c	4-6	0-0	1-5	1	1	2	5	9	0	4	1	17		
04	BALDWIN IV, Wade	g	5-10	2-5	7-7	1	5	6	5	19	9	2	1	38		
05	FISHER-DAVIS, Matthe	g	0-3	0-0	0 0	1	3	4	0	0	0	1	0	28		
00	JUSTICE, Camron		0-3	0-2	0-0	0 0	4	3	0	0	0	0	0	15		
02	TOYE, Joe		0-1	0-1	0-0	0 0	1	1	0	0	0	1	0	1		
13	LACHANCE, Riley		2-4	1-2	0 3	2	7	3	4	0	0	2	25			
24	CRESSLER, Nolan		4-8	2-6	4-8	0	2	2	3	14	0	2	0	13		
06	HENDERSON, Josh		2-2	0-0	0 0	0	0	0	0	4	2	1	10			
	Team				2 2											
	Totals		26-57	9-28	17-27	11	30	41	39	78	18	19	4	7	200	

FG % 1st Half: 13-26 50.0% 2nd half: 13-31 41.9% Game: 26-57 45.6%
 3FG % 1st Half: 5-14 35.7% 2nd half: 4-14 28.6% Game: 9-28 32.1%
 FT % 1st Half: 8-13 61.5% 2nd half: 9-14 64.3% Game: 17-27 63.0%

Ole Miss 85 • 15-8, 5-5 SEC

#	Player	Total		3-Ptr		Rebounds		PF	TP	A	TO	Bk	Stl	Min
		FG-FGA	FT-FTA	Off	Def	Total								
05	Hymon, Marcanvis	f 5-7	0-0	3-8	3	5	8	2	13	0	1	0	0	24
13	Perez, Anthony	f 2-2	1-1	4-5	2	3	5	9	2	0	0	0	0	22
01	Newby, Martavious	q 1-5	1-3	3-4	4	5	9	4	6	4	0	2	2	28
14	Brooks, Rasheed	g 6-15	3-5	0-1	0	9	9	2	15	1	1	1	3	37
42	Moody, Stefan	q 5-25	3-15	10-10	1	0	1	4	23	4	3	1	1	39
00	Escobar, J.T.	0-0	0-0	0 0	0	0	0	0	1	0	0	0	0	3
12	Gielo, Tomasz	5-13	2-6	4-4	1	3	4	5	16	2	3	1	2	29
20	Fitzpatrick-Dorsey, D	0-0	0-0	3-6	1	0	1	3	3	0	2	0	0	14
30	Coddington, Jake	0-0	0-0	0 0	0	0	0	1	0	0	0	0	0	4
	Team													
	Totals	24-67	10-30	27-38	19	25	44	26	85	14	10	2	6	200

FG % 1st Half:	13-34	32.4%	Game:	24-67	35.8%	Rebounds:	19-25	43.8%
FG % 2nd Half:	5-16	31.3%	Game:	24-67	35.8%	Rebounds:	19-25	43.8%

FG % 1st Half: 11-34 32.4% 2nd half: 13-33 39.4% Game: 24-67 35.8%
 3FG % 1st Half: 5-16 31.3% 2nd half: 5-14 35.7% Game: 10-30 33.3%
 FT % 1st Half: 10-17 58.8% 2nd half: 17-21 81.0% Game: 27-38 71.1%

Officials: Lee Caspell, Alfred Smith, CJ Washington
 Technical fouls: Vanderbilt-BALDWIN IV, Wade; CRESSLER, Nolan; Ole Miss-Gielo, Tomasz; Moody, Stefan.
 Attendance: 9500

Score by periods	1st	2nd	Total
Vanderbilt	39	39	78
Ole Miss	37	48	85

Last FG - VU 2nd-00:05, OM 2nd-01:05.

Largest lead - VU by 11 1st-02:51, OM by 13 2nd-05:44.

Score tied - 6 times.

Lead changed - 7 times.

OXFORD, Miss. - Stefan Moody scored 23 points and ignited a decisive 21-5 run midway through the second half Saturday night as Mississippi defeated Vanderbilt 85-78.

Ole Miss (15-8, 5-5 Southeastern Conference) placed four players in double figures and won for the third time in four starts. Tomasz Gielo scored 16 points, Rasheed Brooks added 15 and Marcanvis Hymon had 13 points for the Rebels.

Luke Kornet led Vanderbilt (13-10, 5-5) with 20 points, including nine in the opening four minutes. Wade Baldwin IV and Nolan Cressler added 19 and 14 points for the Commodores, respectively. Vanderbilt was plagued by foul trouble, accounting for 30 of the 56 personal fouls that slowed the game.

Vanderbilt led by as many as 11 points in the first half and 39-37 at halftime. Ole Miss erased a 50-47 deficit with the decisive run and never trailed again. Martavious Newby and Moody converted six consecutive free throws in the final 15 seconds to seal it.

Ole Miss finished 24 of 67 (36 percent) from the field, while Vanderbilt shot 26 of 57 (46 percent). The Rebels had a decisive edge at the free throw line, hitting 27 of 38 (71 percent), while Vanderbilt managed only 17 of 27 (63 percent).

The frustrating loss for the Commodores came on what had been a season-defining turnaround. The Commodores had won five of the previous seven games, including a 77-60 win over No. 8 Texas A&M after starting 0-3 in SEC play.

Game 24 • Feb. 10, 2016

Missouri..... 71
vs. Vanderbilt..... 86
Nashville, Tenn. (Memorial Gym)

Missouri 71 • 8-16, 1-10 SEC

#	Player	FG		3-Ptr		Rebounds					PF	TP	A	TO	Bk	Stl	Min
		Total	Pct	Total	Pct	Off	Def	Total									
24	PURYEAR, Kevin	4-10	0-1	2-3	0-0	3	4	7	11	4	24	1	0	0	1	0	23
44	ROSBURG, Ryan	9-18	0-0	6-11	0-0	4	7	11	4	24	1	0	0	1	0	1	29
01	PHILLIPS, Terrence	1-5	0-1	2-4	0-0	1	4	5	3	4	4	0	1	0	1	0	20
12	WRIGHT, Namon	4-9	0-3	3-4	0-0	1	3	4	2	11	0	2	0	1	0	0	27
11	CLARK, Wes	0-8	0-2	0-0	0-0	0	0	0	0	0	0	0	0	0	0	0	31
06	ISABELL, Tramaine	1-7	0-2	0-0	0-0	1	1	2	2	1	2	1	0	0	0	0	16
05	ALLEN, D'Angelo	0-0	0-0	0-0	0-0	0	0	0	0	0	0	0	0	0	0	0	1
23	GANT, Jakeenan	7-9	2-3	0-0	0-0	1	1	2	5	16	0	0	1	0	1	0	15
25	WOODS, Russell	0-1	0-0	0-0	0-0	1	2	3	3	0	0	0	0	0	0	0	11
32	WOLF, Adam	0-1	0-1	0-0	0-0	0	0	0	0	0	0	0	0	0	0	0	1
33	VANLEER, Cullen	1-4	1-1	0-0	0-0	0	3	3	2	3	0	1	0	0	0	0	17
	Team			4	2												
	Totals	27-72	3-16	14-24	0-0	17	28	45	23	71	13	6	1	0	1	0	200

FG % 1st Half: 10-35 28.6% 2nd half: 17-37 45.9% Game: 27-72 37.5%
 3FG % 1st Half: 1-9 11.1% 2nd half: 2-7 28.6% Game: 3-16 18.8%
 FT % 1st Half: 5-7 71.4% 2nd half: 9-17 52.9% Game: 14-24 58.3%

Vanderbilt 86 • 14-10, 6-5 SEC

Vanderbilt 86 @ 14-10, 6-SEC												
#	Player	Total	3-Ptr	Rebounds	PF	TP	A	TO	Bk	Stl	Min	
		FG-FGA	FT-FTA	Off Def Tot								
03	KORNET, Luke	f 6-10	1-3	0-0	3	9	12	4	13	2	0	28
11	ROBERSON, Jeff	f 4-6	2-3	2-2	4	4	8	3	12	1	1	34
30	JONES, Damian	c 7-10	0-0	0-2	2	2	4	5	14	0	2	21
04	BALDWIN IV, Wade	g 5-12	1-3	6-9	1	5	6	2	17	7	2	30
05	FISHER-DAVIS, Matthe	q 3-10	3-10	4-4	0	4	4	1	13	2	2	33
00	JUSTICE, Camron	0-3	0-2	0-0	0	0	1	0	0	0	0	6
02	TOYE, Joe	1-1	0-0	0-1	0	1	0	2	0	1	0	2
10	WATKINS, Nathan	0-0	0-0	0-0	0	0	0	0	0	0	0	1
13	LACHANCE, Riley	1-4	0-3	2-3	0	1	1	4	0	1	0	17
14	SEBASTIAN, Ryan	0-0	0-0	0-0	0	0	0	0	0	0	0	0
20	SEHIC, Samir	0-1	0-0	0-0	0	1	0	0	0	0	0	2
22	CRESSLER, Nolan	3-7	1-4	1-3	4	1	7	2	0	0	1	15
23	HENDERSON, J	0-0	0-0	0-0	0	0	0	0	0	0	0	0



Game 25 • Feb. 13, 2016

Vanderbilt..... 86
at Auburn 57
Auburn, Ala. (Auburn Arena)

Vanderbilt 86 • 15-10, 7-5

#	Player	Total		3-Ptr		Rebounds		PF		FT		A TO Bk Stl		Min
		FG	FGA	FG	FGA	Off	Def	Off	Def	Off	Def	Off	Def	
03	KORNET, Luke	f	2-5	1-3	0-0	0	7	0	5	1	2	0	0	26
11	ROBERSON, Jeff	f	0-4	0-2	0-0	0	5	5	3	0	0	0	0	13
30	JONES, Damian	c	8-12	0-0	1-4	6	3	9	1	17	1	2	1	25
04	BALDWIN IV, Wade	g	3-9	2-4	1-2	1	4	5	1	9	7	1	1	21
05	FISHER-DAVIS, Matthe	g	6-10	4-8	0-0	0	4	1	16	2	0	0	0	27
08	JUSTICE, Camron	g	3-7	1-3	0-0	0	2	2	7	1	0	0	1	9
02	TOYE, Joe	g	3-4	0-1	1-1	0	2	2	7	1	1	0	0	11
10	WATKINS, Nathan	g	1-1	0-0	0-0	0	0	0	1	2	0	0	0	3
13	LACHANCE, Riley	g	2-8	0-0	0-0	1	3	4	1	4	2	0	0	19
24	JOSEPHS, Carter	g	0-0	0-0	0-0	0	0	0	1	0	1	0	0	4
20	MCGLODIN, Phillip	g	0-1	0-1	0-0	0	1	1	0	0	0	0	0	2
21	SEBIC, Samir	g	0-1	0-1	2-2	0	2	3	2	0	0	0	1	11
24	CRESSLER, Nolan	g	5-6	1-2	0-1	0	3	1	11	1	1	0	1	14
40	HENDERSON, Josh	g	3-4	0-0	0-1	1	2	0	6	1	0	0	0	15
Team														
Totals			36-73	9-29	5-11	10	37	47	15	86	21	6	4	200
FG % 1st Half: 16-36 44.4%														
3FG % 1st Half: 3-14 21.4%														
FT % 1st Half: 2-7 28.6%														
2nd half: 6-15 40.0%														
Game: 9-29 31.0%														
Game: 5-11 45.5%														

Auburn 57 • 9-15, 3-9

#	Player	Total			3-Ptr		Rebounds				PF				Min
		FG	FGA	FT	FGA	FT	Off	Def	TP	FT	A	To	Bk	Stl	
05	Bowers,Cimneon	f	5-9	0-1	0-0	2	13	15	4	12	5	6	0	33	
12	Harris,Tyler	f	1-8	0-1	2-2	0	4	4	3	4	0	1	0	24	
29	Granger,Jordan	f	1-4	1-3	0-0	0	1	1	3	0	0	0	1	22	
21	Waddell,Devin	f	0-1	0-0	0-0	0	1	1	0	1	0	0	0	11	
23	Lang,TJ	g	5-18	4-12	0-1	1	1	2	14	2	2	0	35		
08	Spencer,Horace	g	1-3	0-0	2-2	1	3	4	4	1	1	0	14		
02	Brown,Bryce	g	3-10	2-6	6-7	0	2	2	14	2	0	0	0	26	
20	Walker,Jonathan	g	1-2	1-2	0-0	0	0	0	3	0	0	0	0	2	
21	Kenn,Patrick	g	0-2	0-2	0-0	0	1	2	0	0	0	0	0	19	
22	Allison,Zach	g	0-1	0-0	0-0	0	0	0	0	0	0	0	0	2	
40	Blackstock,Cole	g	1-1	0-0	1-1	0	0	0	3	0	0	0	0	2	
42	Shackleton,Cole	g	0-0	0-0	0-0	0	1	1	0	2	0	0	0	2	
44	Williams,New	g	0-3	0-3	0-0	0	1	1	0	0	0	0	0	6	
22	Tate, Tray	g	0-0	0-0	0-0	0	1	1	0	0	0	0	0	2	
Totals			18-62	8-32	13-16	9	29	38	16	57	13	12	0	200	
FG % 1st Half: 8-34		23.5%	2nd half: 10-28		35.7%	Game: 18-62		29.0%		Doubled					
3FG % 1st Half: 3-15		20.0%	2nd half: 4-16		25.0%	Game: 8-32		25.0%		Rebounds					
FT % 1st Half: 5-6		83.3%	2nd half: 13-16		81.3%	Game: 13-16		81.3%		Points					

Officials: Joe Lindsay, Olanis Pole, Marc Elford
 Technical fouls: Vanderbilt-None, Auburn-None.
 Attendance: 7954
 *Auburn's Cimneon Bowers records his 10th double-double of the season, 24th career, with 12 pts. & 15 rebs.

Score by periods		1st	2nd	Total
Vanderbilt		37	49	86
Auburn		24	33	57

Last FG - VU 2nd 01:39, AU 2nd 00:39.
 Largest lead - VU by 39-45, AU by 21-45.

Score tied - 1 time.
 Lead changed - 1 time.

AUBURN, Ala. - Vanderbilt opened the second half with a flurry of 3-pointers to help turn a comfortable lead into a Southeastern Conference road rout.

Damian Jones helped stake Vanderbilt to a double-digit halftime lead and finished with 17 points and nine rebounds in the Commodores' 86-57 romp over Auburn.

Vanderbilt (15-10, 7-5 SEC) rapidly grew a healthy 13-point halftime lead into a 20-point margin with three straight 3-pointers to open the second half, including two by Wade Baldwin IV.

The lead ballooned to 39 before he emptied his bench. Matthew Fisher-Davis added 16 points for Vandy, which turned the game into a blowout with a scorching second half.

Jones, who had 15 points by halftime, made 8 of 12 shots and only played seven minutes in the second half. Jones had six offensive rebounds after being held to nine points in Vandy's last road game at Mississippi.

Fisher-Davis made four 3-pointers while Baldwin had nine points and seven assists. Nolan Cressler scored 11 points and made 5 of 6 shots.

The short-handed Tigers (9-15, 3-9) lost their seventh straight game. Leading scorer Kareem Canty, who had been suspended indefinitely, announced Thursday night that he was leaving school to turn pro.

Without him, the 250-pound Cimneon Bowers started as the point guard. Bowers had 12 points, 15 rebounds and five assists and was involved in all but eight of Auburn's baskets. Bryce Brown and TJ Lang each had 14 points for the Tigers.

Vanderbilt outrebounded Auburn 47-38 and took good care of the ball. The Commodores dished out 21 assists and had only six turnovers.

Luke Kornet, who had Vandy's second triple double in the initial meeting of the season, had five points, seven rebounds and two blocked shots. The Commodores won both games handily.

Game 26 • Feb. 16, 2016

Vanderbilt..... 74
at Mississippi State 75
Starkville, Miss. (Humphrey Coliseum)

Vanderbilt 74 • 15-11, 7-6

#	Player	Total		3-Ptr		Rebounds		PF		FT		A TO Bk Stl		Min
		FG	FGA	FG	FGA	Off	Def	Off	Def	Off	Def	Off	Def	
03	KORNET, Luke	f	2-5	1-3	1-1	2	3	5	4	6	0	1	2	18
11	ROBERSON, Jeff	f	4-16	2-3	2-2	1	3	4	12	0	1	1	0	39
30	JONES, Damian	c	9-16	0-0	2-5	2	8	10	2	20	1	3	1	34
04	BALDWIN IV, Wade	g	3-12	1-5	3-5	1	4	5	2	10	9	2	0	38
05	FISHER-DAVIS, Matthe	g	7-11	6-9	0-0	0	4	4	1	20	2	0	0	34
13	LACHANCE, Riley	g	0-3	0-1	2-4	1	0	1	0	2	1	0	0	12
24	CRESSLER, Nolan	g	1-4	0-2	0-0	1	3	4	1	2	1	0	0	16
40	HENDERSON, Josh	g	1-5	0-0	1-2	3	0	2	1	0	0	1	0	9
Team														
Totals			27-61	10-23	10-17	10	28	38	14	74	15	8	4	200
FG % 1st Half: 15-33 45.5%														
3FG % 1st Half: 6-15 40.0%														
FT % 1st Half: 5-6 83.3%														
2nd half: 5-11 45.5%														
Game: 10-17 58.8%														

Mississippi State 75 • 11-14, 4-9

#	Player	Total		3-Ptr		Rebounds		PF		FT		A TO Bk Stl		Min
		FG	FGA	FG	FGA	Off	Def	Off	Def	Off	Def	Off	Def	
23	Travis Daniels	f	2-3	0-0	0-0	0	2	2	1	4	0	0	0	26
05	Aric Holman	f	0-1	0-0	0-0	1	1	2	0	0	2	0	0	9
11	Q Weatherspoon	g	6-12	4-6	8-10	2	2	4	2	24	1	1	0	34
14	Malik Newman	g	2-11	0-5	1-2	1	4	5	2	3	0	0	0	31
32	Craig Sword	g	6-12	1-3	1-2	0	4	5	14	2	1	0	0	22
08	Fred Thomas	g	0-0	0-0	0-0	1	0	1	0	0	1	0	0	11
04	Johnny Zupardo	g	1-1	1-1	0-0	0	1	1	3	0	0	0	0	10
15	IJ Ready	g	3-6	1-2	0-0	0	2	2	0	7	6	0	0	18
20	Gavin Ware	g	8-12	0-0	2-4	1	12	13	2	18	1	3	1	29
Team														
Totals			28-58	7-17	12-18	7	29	36	15	75	14	8	2	200
FG % 1st Half: 12-27 44.4%														
3FG % 1st Half: 2-6 33.3%														
FT % 1st Half: 6-7 85.7%														
2nd half: 6-11 54.5%														
Game: 12-18 66.7%														

Officials: Antnio Petty, Jeffery Clark, Roger Ayers
 Technical fouls: Vanderbilt-None, Mississippi State-None.
 Attendance: 6158

Score by periods		1st	2nd	Total
Vanderbilt		41	33	74
Mississippi State		32	43	75

Last FG - VU 2nd 01:53, MS 2nd 00:00.
 Largest lead - VU by 17-12-14, MS by 21-18-52.

Score tied - 2 times.
 Lead changed - 2 times.

STARKVILLE - Mississippi State's Quindary Weatherspoon made a 3-pointer as time expired to lead Mississippi State to a 75-74 win over Vanderbilt.

The winner by Weatherspoon capped off the Bulldogs' rally in the second half where Vanderbilt led by as many as 17 points. Weatherspoon finished with a career-high 24 points and was 4 of 6 from 3-point range.

Gavin Ware had 18 points and 13 rebounds for the Bulldogs (11-14, 4-9 SEC), marking his seventh double-double of the season and the 17th of his career. Craig Sword finished with 14 points for Mississippi State.

Damian Jones and Matthew Fisher-Davis each had 20 points for Vanderbilt (15-11, 7-6). Jones also had 10 rebounds while Fisher-Davis was 6 of 9 from behind the arc. Jeff Roberson and Wade Baldwin finished 12 and 10 points, respectively.

An I.J. Ready 3-pointer brought Mississippi State within 71-70 in the final minute before Vanderbilt's Riley LaChance made 1 of 2 free throws with 26 seconds left.

On the final possession, Malik Newman missed a 3 that was rebounded by Ware. The ball was thrown out to Ready who found Weatherspoon in the left corner for the winning shot.

Vanderbilt took control early in the first half, largely due to the Commodores' size advantage in the post and deadly shooting beyond the arc. Vanderbilt hit four three-pointers in the opening 10 minutes en route to a 21-7 lead.

Mississippi State answered with an 11-2 run that was capped by Ware's 3-point play with 7:19 left in the first half. But the Bulldogs would get no closer than five points the rest of the half and trailed 41-32 at halftime.

Vanderbilt made six three-pointers and held the Bulldogs without an offensive rebound in the first half. Fisher-Davis had five 3s and scored 17 before halftime.

Mississippi State shot 48.3 percent for the game and the Bulldogs were 7 of 17 beyond the arc. Vanderbilt shot 44 percent and made 10 of 23 3-pointers.

Game 27 • Feb. 20, 2016

Georgia..... 67
at Vanderbilt 80
Nashville, Tenn. (Memorial Gym)

Georgia 67 • 14-11, 7-7 SEC



Game 28 • Feb. 23, 2016

Vanderbilt..... 87
vs. Florida..... 74
Gainesville, Fla. (O'Connell Center)

Vanderbilt 87 • 17-11, 9-6 SEC

#	Player	Total		3-Pr		Rebounds								Min
		FG	FGA	FT	FTA	Off	Def	TP	PF	A	TO	Bk	Stl	
01	KORNET, Luke	2-6	1-4	4-4	1	4	5	4	9	1	0	4	23	
11	ROBERSON, Jeff	5-8	2-4	6-7	3	7	10	3	18	3	1	0	34	
20	JONES, Damian	12-13	0-0	3-5	3	4	7	27	2	1	1	0	31	
04	BALDWIN IV, Wade	4-8	1-2	4-7	0	4	4	3	13	3	6	2	1	34
05	FISHER-DAVIS, Matthe	4-10	4-8	0-0	0	3	2	12	1	1	1	0	38	
08	JUSTICE, Camron	0-0	0-0	0-0	0	0	0	1	0	0	0	0	2	
02	TOYE, Joe	0-1	0-0	0-0	0	0	0	0	0	0	0	0	6	
10	WATKINS, Nathan	0-0	0-0	0-0	0	0	0	0	0	0	0	0	0+	
13	LACHANCE, Riley	1-1	1-1	0-0	0	1	1	3	1	2	0	0	19	
14	JOSEPHS, Carter	0-0	0-0	0-0	0	0	0	1	0	0	0	0	1	
20	MCGLOIN, Phillip	0-0	0-0	0-0	0	0	0	0	0	0	0	0	0+	
21	SEHIC, Samir	0-0	0-0	0-0	0	1	1	0	0	0	0	0	0+	
24	CRESSLER, Nolan	0-1	0-0	0-1	0	1	1	0	0	0	0	0	2	
40	HENDERSON, Josh	2-2	1-1	0-0	0	2	3	5	0	1	0	0	10	
	Team				1	1	2							
	Totals	30-52	10-20	17-24	8	28	36	22	87	11	12	8	200	

FG % 1st Half: 17-31 54.8% 2nd Half: 13-21 61.9% Game: 30-52 57.7%
 3FG % 1st Half: 4-9 44.4% 2nd Half: 6-11 54.5% Game: 10-20 50.0%
 FT % 1st Half: 2-4 50.0% 2nd Half: 15-20 75.0% Game: 17-24 70.8%

Florida 74 • 17-11, 8-7 SEC

#	Player	FG			3-Pr			Rebounds						PF	A	TO	Bk	Stl	Min
		Total	FGA	FT	Total	3PA	FTA	Off	Def	TP	FT	FTA							
03	Robinson, Devin	4-5	1-1	2-2	0	0	0	0	0	0	4	11	0	2	2	2	22		
10	Finney-Smith, Dorian	1-7	1-5	4-4	3	8	11	3	8	11	3	7	0	0	0	0	1	33	
15	Egbunu, John	5-8	0-0	4-8	2	2	4	1	4	1	14	0	0	1	1	25			
00	Hill, Kasey	3-5	0-1	2-2	0	3	3	3	2	8	5	3	0	1	23				
04	Allen, KeVaughn	0-7	0-3	3-4	1	2	3	3	3	3	3	1	0	1	32				
05	Walker, Devon	0-0	0-0	0-0	1	0	0	0	0	0	0	0	0	0	1	32			
02	Francis-Ramirez, B.	2-10	1-5	2-2	1	1	2	3	7	1	0	0	0	0	19				
11	Chiozza, Chris	3-8	1-2	2-2	0	1	1	3	9	2	1	0	2	16					
13	Hayes, Kevarius	0-0	0-0	0-0	0	1	1	2	0	0	0	0	0	5					
24	Leon, Justin	5-9	1-2	2-3	3	2	5	2	15	1	0	1	0	21					
32	Rimmer, Schuyler	0-1	0-0	0-0	0	0	0	0	0	0	0	0	0	1					
	Team				2	0	2												
	Totals	24-60	5-19	21-27	12	20	32	74	12	7	4	7	200						

FG % 1st Half: 12-26 46.2% 2nd Half: 12-34 35.3% Game: 24-60 40.0%
 3FG % 1st Half: 3-9 33.3% 2nd Half: 2-10 20.0% Game: 5-19 26.3%
 FT % 1st Half: 8-12 66.7% 2nd Half: 13-15 86.7% Game: 21-27 77.8%

Officials: Jose Lindsay, Tony Henderson, James Breeding
 Technical fouls: Vanderbilt-None. Florida-None.
 Attendance: 9035

Score by periods	1st	2nd	Total
Vanderbilt	40	47	87
Florida	35	39	74

Last FG - VU 2nd-03:44, UF 2nd-00:40.
 Largest lead - VU by 14 at 01:00, UF None.

GAINESVILLE - If Vanderbilt makes the NCAA Tournament, the Commodores probably will be able to point to two circus shots against Florida.

Damian Jones scored a career-high 27 points, Jeff Roberson added 18 points and 10 rebounds and Vandy beat the Gators 87-74 Tuesday night for a resume-building road win.

"Damian was obviously spectacular," Vandy coach Kevin Stallings said. "Jeff Roberson was spectacular."

Wade Baldwin IV chipped in 13 for Vanderbilt (17-11, 9-6 Southeastern Conference), which won for the fourth time in five games. Stallings' team also snapped a four-game skid in Gainesville.

Although the Gators (17-11, 8-7) had no answer for Jones inside -- he made 12 of 13 shots -- the biggest difference may have been two amazing shots the Commodores made.

Trailing 37-35 in the final seconds of the first half, Florida looked like it would tie the game. But Schuyler Rimmer had an easy layup blocked, and Josh Henderson tossed in an 80-footer at the buzzer. Vandy hit one nearly as improbable in the second half, when Matthew Fisher-Davis banked in a contested 30-footer as the shot-clock expired.

For Henderson, a fifth-year senior averaging 11 minutes a game, it was just the second try of his career. Teammates mobbed him near the free-throw line before both teams headed to the locker room.

"We had a couple of lucky plays and balls went in, but we always tell our team that when you're the aggressor, it's amazing how many times those balls go in," Stallings said.

Justin Leon led Florida with 16 points, John Egbunu added 14, and Devin Robinson finished with 11.

Florida's biggest problem was defense.

Vanderbilt shot 57.7 percent -- by far the highest percentage the Gators have given up this season. The Commodores finished 10 of 20 from 3-point range.

Despite Vandy's gaudy offensive numbers, Florida still had plenty of chances.

Trailing 69-67, the Gators had at least four attempts to tie or take the lead. Eventually, the Commodores took over and put the game away with a 14-2 run.

Game 29 • Feb. 27, 2016

Kentucky..... 62
vs. Vanderbilt..... 74
Nashville, Tenn. (Memorial Gym)

Kentucky 62 • 21-8, 11-5 SEC

#	Player	Total	3-Pr	Rebounds	Off	Def	TP	PF	A	TO	Bk	Stl	Min
		FG	FGA	FT	FTA								
00	Lee, Marcus	2-2	0-0	5-9	2	4	6	4	9	1	0	3	30
22	Wright, Alex	0-0	0-0	0	0	3	3	5	0	0	1	1	16
03	Ulis, Tyler	5-20	2-7	2-4	1	2	3	3	12	6	1	1	39
13	Briscoe, Isaiah	9	4-8	3-4	1	3	4	2	8	2	0	0	34
23	Murray, Jamal	12-20	6-10	3-4	2	7	9	2	33	1	2	0	37
01	Ladiziere, Skel	0-1	0-0	0	0	1	1	4	0	0	1	0	8
04	Matthews, Charles	0-0	0-0	0-2	2	2	4	1	0	0	2	1	11
10	David, Jonny	0-0	0-0	0-0	0	0	0	0	0	0	0	0	1
11	Mulder, Michael	1-1	0-0	0	0	1	1	0	0	0	0	0	1
15	Humphries, Isaac	0-2	0-0	0-0	0	1	1	0	0	0	0	0	14
24	Ronald, EJ	0-0	0-0	0-0	0	0	0	0	0	0	0	0	1
25	Hawkins, Dominique	0-1	0-0	1	0	1	0	0	0	1	0	0	8
	Team				0	4	4						
	Totals	23-55	6-22	10-23	9	28	37	22	62	10	5	7	200

FG % 1st Half: 16-29 55.2% 2nd Half: 7-26 26.9% Game: 23-55 41.8%
 3FG % 1st Half: 4-9 44.4% 2nd Half: 2-13 15.4% Game: 6-22 27.3%
 FT % 1st Half: 3-9 33.3% 2nd Half: 7-14 50.0% Game: 10-23 43.5%

Vanderbilt 74 • 18-11, 10-6 SEC

#	Player	Total	3-Pr	Rebounds	Off	Def	TP	PF	A	TO	Bk	Stl	Min
		FG	FGA	FT	FTA								
03	KORNET, Luke	3-8	1-3	1-2	3	8	11	2	8	1	0	0	37
11	ROBERSON, Jeff	6-13	1-2	3-4	3	5	8	5	16	1	0	0	37
20	JONES, Damian	6-13	0-0	3-3	3	3	5	8	15	1	1	1	33
04	BALDWIN IV, Wade	4-15	0-2	6-8	0	1	1	3	14	6	1	1	36
05	FISHER-DAVIS, Matthe	7-12	4-9	2-4	4	4	4	0	20	0	1	1	37
08	JUSTICE, Camron	0-0	0-0	0-0	0	0	0	0	0	0	0	0	0+
02	TOYE, Joe	0-0	0-0	0-0	0	0	0	0	0	0	0	0	3
10	WATKINS, Nathan	0-0	0-0	0-0	0	0	0	0	0	0	0	0	1
13	LACHANCE, Riley	0-1	0-0	1-2	0	1	2	1	2	0	0	0	12
14	JOSEPHS, Carter	0-0	0-0	0-0	0	0	0	0	0	0	0	0	1
20	MCGLOIN, Phillip	0-0	0-0	0-0	0	0	0	0	0	0	0	0	1
21	SEHIC, Samir	0-0	0-0	0-0	0	0	0	0	0	0	0	0	1
40	HENDERSON, Josh	0-0	0-0	0-0	0	0	0	0	0	0	0	0	1
	Team				0	0	0						
	Totals	26-62	6-16	16-23	11	28	39	16	74	11	5	3	200

FG % 1st Half: 13-32 40.6% 2nd Half: 13-30 43.3% Game: 26-62 41.9%
 3FG % 1st Half: 3-8 37.5% 2nd Half: 3-8 37.5% Game: 6-16 37.5%
 FT % 1st Half: 7-11 63.6% 2nd Half: 9-12 75.0% Game: 16-23 69.6%

Officials: Roger Ayers, Jeffery Clark, Don Daly
 Technical fouls: Kentucky-None. Vanderbilt-None.
 Attendance: 14,306

Score by periods	1st	2nd	Total
Kentucky	39	23	62
Vanderbilt	35	38	74

Last FG - UF 2nd-06:16, VU 2nd-01:27.
 Largest lead - UK by 8 at 04:07, VU by 12 at 00:35.

NASHVILLE - Matthew Fisher-Davis tied his career-high with 20 points, and Vanderbilt upset No. 16 Kentucky 74-62 for its third straight victory and first over the Wildcats at the Memorial Gym since 2011. This was Vanderbilt's first sellout since January 2014 -- the last time the Commodores hosted Kentucky.

The Commodores (18-11, 10-6 SEC) have won six of their last eight to move closer to the top of the Southeastern Conference standings with two games left in the regular season. Vanderbilt came into this game tied with LSU for fourth place and is just a loss behind Kentucky for the league lead.

Jeff Roberson scored 16 points, twice scoring just before the shot clock expired in the second half. Damian Jones added 15 and Wade Baldwin IV had 14. Vanderbilt had lost three straight to Kentucky, including a 76-57 loss at Rupp Arena on Jan. 23.

Kentucky (21-8, 11-5) lost for the second time in three games despite freshman Jamal Murray scoring 33 points. Tyler Ulis added 12 points despite going 5 of 20, and coach John Calipari sent most of his bench to the locker room with 34 seconds left anticipating fans rushing the court.

Vanderbilt fans did just that to celebrate with the Commodores who have beaten consecutive ranked opponents after losing 13 straight against Top 25 competition.

Kentucky missed its final nine shots and went scoreless over the final 3:47 of a game that pitted the SEC's two best shooting teams and stingiest defenses. The Wildcats shot very well in the first half but hit only 7 of 26 (26.9 percent) in the second. That's when Vanderbilt took over on a court they play so very well on this season.

The Wildcats never led by more than eight points but were up 45-38 on a basket by Isaiah Briscoe.

Vanderbilt answered with a 13-2 run capped by consecutive 3-pointers by Fisher-Davis putting the Commodores up 51-47 with 14:38 left and prompting Calipari to take a timeout. Fisher-Davis' first 3 gave Vandy its first lead since midway through the first half.

Kentucky last got within 58-56 on a jumper by Briscoe midway through the half before going cold. Vanderbilt padded the lead at the free throw line in the final minute before the celebration began.

Game 30 • Mar. 1, 2016

Tennessee..... 69
vs. Vanderbilt..... 86
Nashville, Tenn. (Memorial Gym)

Tennessee 69 • 13-17, 6-11 SEC

#	Player	Total	3-Pr	Rebounds	Off	Def	TP	PF	A	TO	Bk	Stl	Min
		FG	FGA	FT	FTA								
04	Moore, Armani	6-16	0-0	1-2	0	3	3	2	13	6	2	2	37
08	Schofield, Admiral	6-9	0-1	0-0	0	2	3	3	12	0	0	1	21
11	Alexander, Kyle	0-1	0-0	0-0	1	1	2	3	0	0	1	0	22
25	Phillips, Shembari	8-17	4-5	3-3	1	6	7	2	23	2	5	0	37
24	Baulkman, Devon	3-8	1-3	0-0	0	4	4	7	1	0	1	1	26
02	Kassongo, Ray	1-1	0-0	1-1	1	0	1	3	0	0	0	0	5
15	Mostella, Detrick	2-4	2-2	0	0	1	1	2	6	0	2	0	17
23	Reese, Derek	1-3	0-1	1-2	1	5	6	3	0	0	0	0	23
32	Woodson, Brad	1-2	0-1	0-0	1	0	1	2	0	2	0	0	12
	Team				1	3	4						
	Totals	28-61	7-13	6-8	8	24	32	18	69	9	12	4	200

FG % 1st Half: 10-26 38.5% 2nd Half: 18-35 51.4% Game: 28-61 45.9%
 3FG % 1st Half: 2-3 66.7% 2nd Half: 5-10 50.0% Game: 7-13 53.8%
 FT % 1st Half: 2-3 66.7% 2nd Half: 4-5 80.0% Game: 6-8 75.0%

Vanderbilt 86 • 19-11, 11-6 SEC

#	PLAYER	Total		3-Pr		Rebounds										
		FG	FGA	FT	FTA	Off	Def	TP	PF	A	TO	Bk	Stl	Min		
30	JONES, Damian	7	8	0	0	0	0	1	1	0	0	1	1	0	6	
40	HENDERSON, Josh	1	1	0	0	0	1	1	0	0	1	1	0	0	6	
50	FISHER-DANIEL, Matthew	2	10	0	4	2	4	0	0	0	1	6	2	0	0	24
60	WILLIAMS, Nathan	1	1	0	0	0	0	0	0	0	0	0	0	0	0	5
70	JOSEPH, Carter	4	0	0	0	0	0	0	0	0	0	1	0	0	0	5
80	JUSTICE, Cannon	3	5	2	4	0	0	1	1	2	8	0	0	0	0	14
90	WATSON, Jeff	2	4	0	0	0	0	0	0	0	0	0	0	0	0	10
100	KORNET, Luke	2	4	1	1	3	4	2	5	7	7	1	1	1	5	29
40	BALDWIN IV, Wade	4	11	3	5	6	6	0	6	6	0	17	7	1	1	29
50	WATSON, Jeff	3	5	0	0	0	0	0	0	0	0	0	0	0	0	25
10	LACCHANCE, Ryan	0	1	0	0	0	0	1	1	1	0	3	1	0	0	10
11	MCCLONNY, Phillip	0	0	0	0	0	0	0	0	0	0	0	0	0	0	1
12	WATSON, Jeff	0	0	0	0	0	0	0	0	0	0	0	0	0	0	1
24	CRESSLER, Nolan	5	9	2	2	1	1	0	0	0	1	1	2	1	0	12
Team Totals		31	64	7	21	12	21	2	26	31	86	17	7	2	10	100



Game 31 • Mar. 5, 2016

Vanderbilt..... 67
at Texas A&M..... 76
College Station, Texas (Reed Arena)

Vanderbilt 67 • 19-12; 11-7 SEC

#	Player	Total		3-Pr		Rebounds		PF		TP		A TO Bk Stl		Min	
		FG	FGA	FT	FTA	Off	Def	Off	Def	Off	Def	A	TO		Bk
03	KORNET, Luke	* 1-8	0-4	0-0	1-3	4	2	1	1	6	1	1	6	1	31
04	BALDWIN IV, Wade	* 2-7	1-3	6-6	1	2	3	1	11	8	2	0	0	0	32
05	FISHER-DAVIS, Matthe	* 4-8	2-4	0-0	0	2	2	1	10	3	3	0	2	35	
11	ROBERSON, Jeff	* 2-5	1-2	0-0	2	5	7	3	5	1	3	0	0	23	
30	JONES, Damian	* 4-6	0-0	3-3	1	1	2	5	11	0	2	0	0	19	
00	JUSTICE, Camron	* 3-5	2-4	0-0	0	1	1	1	8	0	1	0	0	13	
02	TOYE, Joe	* 1-1	1-1	0-0	0	0	0	0	3	0	0	0	0	1	
13	LACHANCE, Riley	* 3-9	3-7	0-0	2	4	6	1	9	3	0	0	0	28	
21	SEHIC, Samir	* 1-1	0-0	0-0	2	1	3	0	2	1	0	0	0	6	
24	CRESSLER, Nolan	* 0-0	0-0	0-0	0	0	0	0	0	0	0	0	0	2	
40	HENDERSON, Josh	* 2-3	0-0	2-2	0	2	2	6	0	3	1	0	0	10	
	Team														
Totals		23-53	10-25	11-11	22	33	18	67	17	15	7	3	200		

FG % 1st Half: 11-24 45.8% 2nd half: 12-29 41.4% Game: 23-53 43.4%
 3FG % 1st Half: 5-12 41.7% 2nd half: 5-13 38.5% Game: 10-25 40.0%
 FT % 1st Half: 5-5 100.0 2nd half: 6-6 100.0 Game: 11-11 100.0

Texas A&M 76 • 24-7; 13-5 SEC

#	Player	Total		3-Pr		Rebounds		PF		TP		A TO Bk Stl		Min	
		FG	FGA	FT	FTA	Off	Def	Off	Def	Off	Def	A	TO		Bk
11	Anthony Collins	* 2-6	2-5	2-2	0	1	1	1	8	1	0	1	1	16	
12	Jalen Jones	* 6-14	0-2	5-8	6	5	11	3	17	1	3	0	1	31	
21	Alex Canuso	* 1-3	0-0	2-2	1	3	4	2	4	8	1	0	1	31	
23	Danuel House	* 4-14	0-6	3-6	3	1	4	1	11	3	2	0	1	31	
30	Tyler Davis	* 6-9	0-0	4-5	2	3	5	3	16	2	0	3	0	21	
01	DJ Hogg	* 2-6	2-3	0-0	0	0	0	2	6	2	0	1	0	27	
03	Admon Gilder	* 3-4	2-3	0-0	1	1	2	8	2	0	0	1	1	17	
00	Tony Trocha-Morelos	* 2-5	0-1	0-0	2	3	5	1	4	2	1	0	1	20	
13	Juan Aparicio	* 0-0	0-0	0-0	0	0	0	0	0	0	0	0	0	0+	
25	Kyle Cobbins	* 0-0	0-0	0-0	0	0	0	0	0	0	0	0	0	0+	
33	TJ Disteferano	* 0-0	0-0	0-0	0	0	0	0	0	0	0	0	0	0+	
42	Tavario Miller	* 1-1	0-0	0-0	0	1	1	0	2	0	0	0	1	6	
Team															
Totals		27-62	6-20	16-23	17	19	36	15	76	21	7	5	7	200	

FG % 1st Half: 14-35 40.0% 2nd half: 13-27 48.1% Game: 27-62 43.5%
 3FG % 1st Half: 3-12 25.0% 2nd half: 3-8 37.5% Game: 6-20 30.0%
 FT % 1st Half: 9-11 81.8% 2nd half: 9-12 75.0% Game: 16-23 69.6%

Officials: Pat Adams, Mike Nance, Brian Shey
 Technical fouls: Vanderbilt-None. Texas A&M-None.

Attendance: 1,2007

Score by periods	1st	2nd	Total
Vanderbilt	22	45	67
Texas A&M	39	37	76

Last FG - VU 2nd-00:07, TAMU 2nd-00:19.
 Largest lead - VU by 2 1st-19:22, TAMU by 20 2nd-08:21.

	Points	In	Off	2nd	Fast	Bench
VU	22	13	10	10	10	28
TAMU	40	17	16	8	20	

Score tied - 7 times.
 Lead changed - 7 times.

COLLEGE STATION, Texas - Jalen Jones scored 17 points as No. 20 Texas A&M clinched the No. 1 seed in the Southeastern Conference tournament and a share of the regular-season title with a 76-67 victory over Vanderbilt.

Freshmen Tyler Davis added 16 for the Aggies (24-7, 13-5 Southeastern Conference), who had not won a conference crown since winning the Southwest Conference title in 1986. They captured their share of the SEC title, along with Kentucky, in their fourth season in the league.

Wade Baldwin IV and Damian Jones each scored 11 points for Vanderbilt (19-12, 11-7 SEC).

The Aggies dominated the Commodores in points in the paint (40-22), points off turnovers (27-14) and fast-break points (8-0).

The Aggies and Commodores started slowly, and the game was tied at 12 with 12 minutes remaining in the first half. The offenses picked up the pace over the next eight minutes, and Vanderbilt led 30-29 with 3:46 remaining in the half.

But the Aggies, buoyed by a 3-pointer from freshman D.J. Hogg, closed out the first-half scoring on a 10-2 run to take a 39-32 lead at the break. A&M then kept Vanderbilt at arms' length the remainder of the game, increasing its lead to as many as 20 points about midway through the second half.

The Aggies defined streakiness this season, winning won their first seven league games, losing their next five and winning their last six to close out the regular season. On Saturday, A&M avenged a 77-60 loss at Vanderbilt on Feb. 4, the Aggies' worst loss of the season.

Game 32 • Mar. 10, 2016

Tennessee..... 67
vs. Vanderbilt..... 65
Nashville, Tenn. (Bridgestone Arena)

Tennessee 67 • 15-18; 6-12

#	Player	Total	3-Pr	Rebounds		PF	TP	A	TO	Bk	Stl	Min	
		FG	FGA	FT	FTA	Off	Def						
04	Moore, Armani	f 5-12	1-1	3-5	0	5	5	3	14	3	0	2	36
05	Schofield, Admiral	f 5-12	0-2	2-2	4	3	7	3	12	0	1	0	29
23	Reese, Derek	f 2-6	1-2	2-2	2	8	10	1	7	2	1	0	35
25	Phillips, Shembari	g 0-2	0-1	0-0	0	0	0	0	0	1	1	0	9
34	Baulkman, Devon	g 2-5	1-4	1-1	0	4	4	1	6	1	0	5	31
03	Hubbs III, Robert	4-8	1-1	1-2	3	1	4	0	10	0	0	0	29
15	Mostella, Detrick	7-18	2-8	2-4	3	3	6	2	18	3	2	1	31
Team													
Totals		25-63	6-19	11-16	12	25	37	10	67	10	7	4	200

FG % 1st Half: 12-30 40.0% 2nd half: 13-33 39.4% Game: 25-63 39.7%
 3FG % 1st Half: 4-12 33.3% 2nd half: 2-7 28.6% Game: 6-19 31.6%
 FT % 1st Half: 6-9 66.7% 2nd half: 5-7 71.4% Game: 11-16 68.8%

Vanderbilt 65 • 19-13; 11-7

#		Total		3-Pr		Rebounds		PF		TP		A TO Bk Stl		Min		
Player		FG	FGA	FT	FTA	Off	Def	Off	Def	Off	Def	A	TO	Bk	Stl	Min
01	KORNET, Luke	f	2-3	2-3	0-0	1	7	8	1	6	2	0	5	1	36	
11	ROBERSON, Jeff	f	2-8	0-3	0-0	3	5	8	4	4	1	2	0	0	25	
30	JONES, Damian	c	5-8	0-0	2-5	0	2	2	3	12	0	2	0	0	29	
04	BALDWIN IV, Wade	g	5-13	0-5	3-3	1	5	6	4	13	8	4	0	1	34	
05	FISHER-DAVIS, Matthe	g	4-10	4-8	0-0	0	3	3	3	12	0	2	0	0	33	
00	JUSTICE, Camron	0	0-0	0-0	0-0	0	0	0	1	0	1	0	0	0	1	
02	TOYE, Joe	3	3-5	3-4	1-2	1	3	4	3	10	4	1	0	0	23	
13	LACHANCE, Riley	0	0-6	0-2	0-0	0	3	3	0	0	1	1	0	0	11	
24	CRESSLER, Nolan	2	2-2	0-0	0-0	0	0	0	0	4	0	0	0	0	5	
40	HENDERSON, Josh	2	2-2	0-0	0-0	1	0	1	1	4	0	0	0	0	3	
Team																
Totals		25-57	9-25	6-10	9	30	39	20	65	17	12	5	3	200		

FG % 1st Half: 10-32 31.3% 2nd half: 15-25 60.0% Game: 25-57 43.9%
 3FG % 1st Half: 1-13 7.7% 2nd half: 8-12 66.7% Game: 9-25 36.0%
 FT % 1st Half: 1-1 100.0 2nd half: 5-9 55.6% Game: 6-10 60.0%

Officials: Karl Hess, Olandis Poole, Tony Henderson
 Technical fouls: Tennessee-None. Vanderbilt-None.

Attendance: 12,270

Session 2 Attendance 12,270

Score by periods	1st	2nd	Total
Tennessee	34	33	67
Vanderbilt	22	43	65

Last FG - UT 2nd-01:22, VU 2nd-00:00.
 Largest lead - UT by 15 1st-04:06, VU by 2 1st-18:54.

	Points	In	Off	2nd	Fast	Bench
UT	30	17	8	10	10	28
VU	30	17	7	10	10	18

Score tied - 4 times.
 Lead changed - 5 times.

NASHVILLE - Derek Reese's two free throws with 13.3 seconds left proved the difference, and the Tennessee Volunteers held on to upset No. 5 seed Vanderbilt 67-65 at the Southeastern Conference tournament.

The Commodores appeared to have tied it at the buzzer when Wade Baldwin IV drove for a layup. Tennessee coach Rick Barnes immediately protested to officials, and they ruled the shot was late after reviewing a replay showing the ball still in Baldwin's left hand when the red light went on.

Vols senior Armani Moore dropped to his knees with his face in his hands after hearing the officials' decision.

The 12th-seeded Vols (15-18) were playing without their leading scorer but were coming off the biggest SEC tournament win in the program's history over Auburn on Wednesday night.

They avoided being swept by their in-state rival and may have seriously hurt their in-state rivals' NCAA Tournament hopes. Tennessee, which lost four straight to end the regular season, now will play No. 4 seed LSU in the quarterfinals Friday after its second straight win.

Vanderbilt (19-13) now has lost two straight and falls to 1-8 against Tennessee in this tournament.

Detrick Mostella led the Vols with 18 points, Moore added 14, Admiral Schofield 12 and Robert Hubbs III 10.

Baldwin finished with 13 points, Matthew Fisher-Davis and Damian Jones each had 12 and Joe Toye 10. Vanderbilt hit 8 of 12 from 3 in the second half and shot 60 percent (15 of 25) in the final 20 minutes.

It just wasn't enough to erase the Commodores' poor shooting and sloppy play in the first half. Tennessee led by as much as 15 in the first half and 34-22 at halftime.

The Commodores finally got going and took their first lead since 2-0 on a 3-pointer by Toye with 4:19 left at 57-56, setting up the frantic finish. But Jones' dunk with 2:43 gave them their last lead at 59-58.

Fisher-Davis knocked down his fourth 3 with 8.6 seconds left to pull Vandy within 67-65. Mostella missed a free throw and got the rebound. He missed his next free throw with 4.5 seconds left, Luke Kornet got the rebound and passed to Baldwin who drove to the basket for his layup that wouldn't count.



THE LAST TIME...

VANDERBILT INDIVIDUALS

Scoring:

Scored 25 points – Damian Jones (27), at Florida, 2/23/2016

Scored 30 points –Jeffery Taylor (30), at Davidson, 12/7/2011

Scored 35 points – Billy McCaffrey (35), vs. Georgia, 2/24/1993

Scored 40 points – Shan Foster (42) vs. Mississippi State, 3/5/2008

Two Players Had 20 Points –

Matthew Fisher-Davis (20), Damian Jones (20) at Miss. State, 2/16/2016

Three Players Had 20 Points – Derrick Byars (28), Shan Foster (21) and Ross Neltner (20) vs. Toledo, 12/2/2006

Scored 20 Points in Two Straight Games – Damian Jones vs. Florida (20) 1/26/16, at Texas (26), 1/30/2016

Scored 20 Points in Three Straight Games – John Jenkins at Ole Miss (26), 2/16/2012, at Georgia (28), 2/19/2012, vs. S. Carolina (21), 2/22/2012

Scored 20 Points in Four Straight Games – John Jenkins vs. Monmouth (25), 11/25/11, vs. Xavier (20), 11/28/11, at Louisville (27), 12/2/2011, at Davidson (22), 12/7/2011

Scored 20 Points in Five Straight Games – Shan Foster vs. Georgia (29), 2/23/2008; vs. Tennessee (32), 2/26/2008; at Arkansas (22), 3/1/2008; vs. Mississippi State (42), 3/5/2008; at Alabama (21), 3/8/2008

Scored 20 Points in Six Straight Games – Shan Foster vs. Georgia (29), 2/23/2008; vs. Tennessee (32), 2/26/2008; at Arkansas (22), 3/1/2008; vs. Mississippi State (42), 3/5/2008; at Alabama (21), 3/8/2008; vs. Auburn (26), 3/13/2008

Five Players Scored in Double Figures – Wade Baldwin (17), Damian Jones (15), Matthew Fisher-Davis (13), Jeff Roberson (12), Luke Kornet (11) vs. Georgia, 2/20/16.

Seven Players Scored in Double Figures – Damian Jones (10), Wade Baldwin IV (20), Riley LaChance (10), Nolan Cressler (14), Joe Toye (10), Matthew Fisher-Davis (12), Josh Henderson (11), vs. Detroit (12/2/15)

Four Players with 15 or more points – Jeffery Taylor (20), John Jenkins (17), Brad Tinsley (16), Lance Goulbourne (16), Festus Ezeli (15) at LSU, 2/26/2011

Double-Doubles:

Double-Double –Jeff Roberson (18 points, 10 rebounds) at Florida, 2/23/2016

20-10 game –Damian Jones (20 points, 10 rebounds) at Miss. State, 2/16/2016

30-10 game – A.J. Ogilvy (33 points, 10 rebounds) vs. Oregon, 11/11/2011

Back-to-back 20-10 games – Matt Freije vs. South Carolina (26 points, 11 rebounds)

1/28/04; vs. Kentucky (20 points, 11 rebounds) 1/31/04

Double-Double in Points and Rebounds – Jeff Roberson (18 points, 10 rebounds) at Florida, 2/23/2016

Double-Double in Points and Assists – Wade Baldwin IV (15 points, 10 assists) vs. Western Michigan, 12/30/2015

Double-Double in Points and Blocks – Luke Kornet (11 points, 10 blocks) vs. Auburn (1/12/2016)

Double-Double in Points and Steals – Never

Double-Double in Two Consecutive games – Damian Jones at Miss. State, 2/16/16 (20 points, 10 rebounds); vs. Georgia, 2/20/16 (15 points, 16 rebounds)

Double-Double in three consecutive games – Dan Langhi vs. Notre Dame (33 points, 10 rebounds) 11/21/1998; vs. Morehead State (18 points, 10 rebounds) 11/24/1998; vs. Ohio State (14 points, 17 rebounds) 11/28/1998

Two players record double-double –

Damian Jones (24 points, 12 rebounds), Luke Kornet (10 points, 10 rebounds) vs. Trevecca, 11/16/2014

Triple-Doubles:

Triple-Double – Luke Kornet (11 points, 11 rebounds, 10 blocks) vs. Auburn, 1/12/16; Brad Tinsley (11 points, 10 rebounds, 10 assists) vs. Presbyterian, 11/12/2010

Field Goals:

Made 10 FG in a game – Damian Jones (10) at Saint Mary's, 3/18/15

Made 11 FG in a game – Kedren Johnson (11) vs. Davidson, 11/22/2012

Made 12 FG in a game – Damian Jones (12) at Florida, 2/23/2016

Made 16 FG in a game - Shan Foster (16) vs. Mississippi State, 3/5/2008

Attempted 15 FG in a game – Wade Baldwin IV (15) vs. Kentucky, 2/27/16

Attempted 16 FG in a game – Damian Jones (16) at Miss. State, 2/16/2016

Attempted 17 FG in a game – Luke Kornet (17) at Ole Miss, 2/6/16

Attempted 18 FG in a game – Rod Odom (18) vs. LSU, 3/6/14

Attempted 19 FG in a game – Rod Odom (19) vs. Missouri, 1/16/14

Attempted 20 FG in a game - Damian Jones (20), at Texas, 1/30/2016

Three-Pointers:

Made 5 3-pointers in a game – Matthew Fisher-Davis (5), at Texas, 1/30/2016

Made 6 3-pointers in a game – Matthew Fisher-Davis (6) at Miss. State, 2/16/2016

Made 7 3-pointers in a game – John Jenkins (7) vs. Lafayette, 12/21/2011

Made 8 3-pointers in a game – Shan Foster (8) vs. UMass, 1/5/2008

Made 9 3-pointers in a game – Shan Foster (9) vs. Mississippi State, 3/5/2008

Attempted 10 3-pointers in a game – Matthew Fisher-Davis (10) at Texas, 1/30/2016

Attempted 15 3-pointers in a game – John Jenkins (16) vs. Oregon, 11/11/2011

Free Throws:

Made 10 FT in a game – Wade Baldwin IV (10), vs. Dayton, 12/9/15

Made 12 FT in a game – Wade Baldwin IV (12) at Tennessee, 1/20/16

Made 13 FT in a game – A.J. Ogilvy (13) vs. DePaul, 12/5/2009

Made 18 FT in a game – Matt Freije (18) vs. Indiana, 11/24/2003

Attempted 12 FT in a game – Wade Baldwin IV (13) at Tennessee, 1/20/16

Attempted 14 FT in a game – Wade Baldwin IV (14) vs. Florida, 1/26/2016

Attempted 15 FT in a game – Eric McClellan (15) at Texas, 12/2/2013

Rebounds:

10 Rebounds in a game – Luke Kornet (11), vs. Kentucky, 2/27/2016

15 Rebounds in a game – Damian Jones (16) vs. Georgia, 2/20/2016

10+ Rebounds in Three Consecutive Games – Lance Goulbourne (16) vs.

Ole Miss, 1/19/2011; (10) vs. St. Mary's, 1/22/2011; (12) at Miss. State, 1/27/2011

Assists:

8 Assists – Wade Baldwin IV (8) vs. Tennessee, 3/10/2016

9 Assists – Wade Baldwin IV (9) at Miss. State, 2/16/2016

10 Assists – Wade Baldwin IV (10) vs. Auburn, 1/12/16

11 Assists – Mario Moore (13) vs. Arkansas, 2/19/2005

12 Assists – Mario Moore (13) vs. Arkansas, 2/19/2005

13 Assists – Mario Moore (13) vs. Arkansas, 2/19/2005

14 Assists – Billy McCaffrey (14) vs. Kentucky, 1/13/1993

5+ Assists in Four Consecutive Games - Wade Baldwin IV (8) vs. Texas A&M, 2/4/16; (9) at Ole Miss, 2/6/16; (7) vs. Missouri, 2/10/16; (7) at Auburn, 2/13/16; (9) at Miss. St., 2/16/16; (7) vs. Georgia, 2/20/16

8+ Assists in Two Consecutive Games- Atiba Prater (9) at Georgia, 2/2/2000; (9) vs. Boston College, 2/6/2000

Blocks:

4 Blocked Shots – Luke Kornet (4) at Florida, 2/23/2016

5 Blocked Shots – Luke Kornet (5) vs. Tennessee, 3/10/2016

6 Blocked Shots – Luke Kornet (6) at Texas A&M, 3/5/2016

7 Blocked Shots – Damian Jones (7) at S. Carolina, 2/13/14

10 Blocked Shots – Luke Kornet (10) vs. Auburn, 1/12/16

Steals:

4 Steals – Riley LaChance (4) at Saint Mary's, 3/18/15

5 Steals – Riley LaChance (5) vs. Penn, 12/22/2014

6 Steals – Dan Cage (6) vs. Furman, 11/28/2006

7 Steals - James Strong (8) vs. Morehead State, 11/24/1998

8 Steals – James Strong (8) vs. Morehead State, 11/24/1998

Minutes:

Played every minute – Rod Odom vs. Florida, 2/25/14

Played over 40 minutes – Matthew Fisher-Davis (41), Riley LaChance (40) at Arkansas, 1/5/2016

All 5 starters played 40 minutes –Steve Tchiengang (40), Brad Tinsley (40), Lance Goulbourne (41), Jeffery Taylor (41), and John Jenkins (41), at Louisville, 12/2/2011

Fouls:

Technical Foul – Wade Baldwin IV and Nolan Cressler, at Ole Miss, 2/6/15

Fouled Out –Damian Jones, at Texas A&M, 3/5/16

Two Players Fouled Out – Damian Jones, Jeff Roberson at Ole Miss, 2/6/2016

Three Players Fouled Out – Damian Jones, Jeff Roberson, Wade Baldwin IV at Ole Miss, 2/6/2016

TEAM

Started the game with Opponent Technical Foul – Furman bench, 12/22/2008

Scored 95 or more points – 102 vs. Detroit, 12/2/15 (W, 102-52)

Scored 100 or more points – 102 vs. Detroit, 12/2/2015 (W, 102-52)

Scored 100 or more points (SEC game) – 102 at Ole Miss, 2/16/2012 (W, 102-76)

Scored 110 or more points – 113 vs. Alabama A&M 12/30/1998 (W, 113-71)

Scored 110 or more points (SEC game) – 111 vs. Alabama 2/21/1972 (W, 111-91)

Scored 120 or more points – 130 vs. Ole Miss 12/22/1970 (W, 130-112)

Scored 120 or more points (SEC game) – 130 vs. Ole Miss 12/22/1970 (W, 130-112)

Scored 130 or more points – 130 vs. Ole Miss 12/22/1970 (W, 130-112)

Scored Less than 50 points – 38 at Tennessee (L, 76-38), 3/1/2014

Scored Less than 40 points – 38 at Tennessee (L, 76-38), 3/1/2014

Scored 20 or less points in half – 18 (1st half), 20 (2nd half) at Tennessee, 3/1/14, (L, 76-38)

Scored 90+ points in three consecutive games - 95 vs. Bradley, 11/24/2007 (W, 95-86); 91 vs. South Alabama, 11/29/2007 (W, 91-88); vs. Georgia Tech, 12/1/2007 (W, 92-79)

Allowed 90 or more points – 90, at Arkansas, 1/5/2016 (L, 85-90, OT)

Allowed 100 or more points – 106, Kentucky, 3/5/2003 (L, 44-106)

Allowed Less than 50 points – 41, vs. Austin Peay, 11/13/2015 (W, 80-41)

Allowed 40 or Less points – 31, at Mississippi State, 2/23/2013 (W, 72-31)

Shot 60% or better – .609 vs. Tenn. St., 11/23/14 (W, 78-46)

Shot 60% or better from three – .643 vs. Purdue, 12/13/14 (W, 81-71)

Shot over 67% FG – .679 vs. TSU, 12/19/2009 (W, 84-71)



THE LAST TIME...

Shot 50% or better – .577 at Florida, 2/23/2016
Shot lower than 30% – .224 at Florida 3/1/2014 (L, 76-38)
Allowed 60% shooting – .612 at Florida, 2/21/2009 (L, 68-82)
Scored 100 points in two consecutive games – 111 vs. North Alabama 12/20/1980 (W, 111-79) and 111 vs. Memphis 12/23/1980 (W, 111-96)
Scored 100 points in three consecutive games – Never
Scored 100 points in Consecutive SEC games – 104 vs. LSU 2/19/1972 (W, 104-83) and 111 vs. Alabama 2/21/1972 (W, 111-91)
Won game by 70 points or more – 71 vs. Union (Tenn.) (W, 95-24), 1911-12
Won game by 60 points or more – 71 vs. Union (Tenn.) (W, 95-24), 1911-12
Won game by 50 points or more – 50 vs. Detroit (W, 102-52) 12/2/2015
Lost by 25 or More Points – at Tennessee, 3/1/2014 (L, 76-38)
Game decided by one point – at Miss. State, 2/16/2016 (L, 75-74)
Two consecutive games decided by one point – at South Carolina (L, 70-71) 1/7/1998 and Tennessee (W, 80-79) 1/10/1998
Three consecutive games decided by one point – Never
Shot 90% or Better from Free Throw Line – 94.4% vs. Georgia (17-18) 2/27/2013
Shot less than 50% from Free Throw Line – 46.9% vs. Morgan State (15-32) 11/23/13
Shot less than 20% from 3PT – .150 (3-20) vs. Ole Miss 1/22/14 (L, 63-52)
Attempted 30 FT – 33 (21-33) vs. Florida, 1/26/2016
Attempted 35 FT – 39 (29-39) at Tennessee, 1/20/2016
Attempted 40 FT – 42 (29-42) vs. Florida, 2/3/2015
Attempted five or less FT – 3 vs. Chaminade, 11/24/2009
Made 30 FT – 38, vs. Western Carolina, 12/16/14
Made 15 3FG – 17 vs. Ole Miss, 1/15/2013
Won an Overtime Game – vs. Stony Brook 11/19/15 (W, 79-72)
Lost an Overtime Game – at Arkansas, 1/5/2016 (L, 85-90)
Played Two Overtimes – vs. Yale 1/3/15 (W, 79-74)
Played Three Overtimes – at Ole Miss 2/17/1982 (L, 51-48)
Played Four Overtimes – at Ole Miss 2/17/1982 (L, 51-48)
Played consecutive games that went to overtime – vs. Xavier 11/28/2011 (L, 82-70) and at Louisville, 12/2/2011 (L, 62-60)
Had 20 Turnovers – 26 at Arkansas, 1/5/2016
Had fewer than 10 Turnovers in two straight games – at Florida (9) 3/6/2013, vs. South Carolina (9) 3/9/2013
Had 10 Blocks – 10, vs. Auburn, 1/12/2016

OPPONENT - INDIVIDUALS

Scoring:
Scored 25 points – Kevin Punter (26) at Tennessee, 1/20/16
Scored 30 points – Jamal Murray (33) vs. Kentucky, 2/27/16

Scored 35 points – Ben Simmons (36), LSU, 1/2/2016
Scored 40 points – Morris Almond (44), Rice, 1/3/2007
Two Players Had 20 Points – Anthlon Bell (26), Moses Kingsley (25) at Arkansas, 1/5/16
Five Players Scored in Double Figures – M.J. Rhett (18), Jarvis Summers (16), Stefan Moody (14), Sebastian Saiz (12), LaDarius White (10) at Ole Miss, 3/7/2015
Six Players Scored in Double Figures – Bam Doyno (22), Dwayne Curtis (12), Todd Abernethy (11), Clarence Sanders (11), Polynice (10) and Williams (10), vs. Ole Miss, 1/27/2007
Four Players with 15 or more points – Erik Daniels (20), Marquis Estill (17), Kelenna Azubuike (16) and Gerald Fitch (15) vs. Kentucky, 3/5/2003

Double-Doubles:

Double-Double – Jalen Jones (17 points, 11 rebounds) at Texas A&M, 3/5/16
Triple-Double – Sam Muldrow (16 points, 14 rebounds and 10 blocks) at South Carolina, 1/8/2010
20-10 game – Ryan Rosburg (24 points, 11 rebounds), vs. Missouri, 2/10/2016
30-10 game – Ben Simmons (36 points, 14 rebounds), LSU, 1/2/2016

Double-Double in Points and Rebounds

– Jalen Jones (17 points, 11 rebounds) at Texas A&M, 3/5/16
Double-Double in Points and Assists – Nick Calathes (15 points, 10 assists) at Florida, 1/27/2008
Two players record double-doubles – Prince Ibeh (13 points, 11 rebounds), Kerwin Roach, Jr. (15 points, 11 rebounds), at Texas, 1/30/2016

Field Goals:

Made 10 FG in a game – Ben Simmons (10), LSU, 1/2/2016
Made 11 FG in a game – Jordan Mickey, vs. LSU (12), 1/24/15
Made 12 FG in a game – Jamal Murray, vs. Kentucky (12), 2/27/16
Made 13 FG in a game – Bobby Portis, at Arkansas (13), 1/10/15
Attempted 15 FG in a game – Ben Simmons (15), LSU, 1/2/2016
Attempted 16 FG in a game – Armani Moore (16), Tennessee, 3/1/2016
Attempted 17 FG in a game – Shembari Phillips, Tennessee (17), 3/1/2016
Attempted 18 FG in a game – Detrick Mostella (18), vs. Tennessee, 3/10/2016
Attempted 19 FG in a game – Taurean Prince (19) at Baylor, 12/6/2015
Attempted 20 FG in a game – Jamal Murray, vs. Kentucky (20), 2/27/16
Attempted 25 FG in a game – Stefan Moody (25) at Ole Miss, 2/6/16

Three-Pointers:

Made 5 3-pointers in a game – Kenny Gaines (5) vs. Georgia, 1/14/2015
Made 6 3-pointers in a game – Jamal Murray, vs. Kentucky (6), 2/27/16
Made 7 3-pointers in a game – Chandler Parsons (7) vs. Florida, 1/25/2009

Made 8 3-pointers in a game – Brian Sullivan (8) vs. Miami (OH), 1/2/2012
Attempted 10 3-pointers in a game – Jamal Murray, vs. Kentucky (10), 2/27/16

Free Throws:

Made 8 FT in a game – Q. Weatherspoon (8) at Miss. State, 2/16/2016
Made 9 FT in a game – Dusty Hannahs (9) at Arkansas, 1/5/16
Made 10 FT in a game – Stefan Moody (10) at Ole Miss, 2/6/16
Made 16 FT in a game – Ben Simmons (16), LSU, 1/2/2016
Made 17 FT in a game – Morris Almond (17) at Rice, 1/3/2007

Attempted 10 FT in a game – Q. Weatherspoon (10) at Miss. State, 2/16/2016

Attempted 13 FT in a game – Johnny O'Bryant III, (14) at LSU, 1/18/14
Attempted 14 FT in a game – Johnny O'Bryant III, (14) at LSU, 1/18/14
Attempted 15 FT in a game – Ben Simmons (19), LSU, 1/2/2016

Rebounds:

10 Rebounds in a game – Derek Reese (10) vs. Tennessee, 3/10/16
15 Rebounds in a game – Cinmeon Bowers (15) at Auburn, 2/13/2016
18 Rebounds in a game – Daniel Northern (18) vs. Tennessee Tech, 12/20/2008
19 Rebounds in a game – Omar Samhan (19) at St. Mary's, 11/20/2009
20 Rebounds in a game – Roy Rogers (20) at Alabama, 1/3/1996

Assists

8 Assists – Alex Caruso (8) at Texas A&M, 3/5/16
9 Assists – John Wall (9) at Kentucky, 1/30/2010
10 Assists – Alex Caruso (10) at Texas A&M, 1/31/2015
11 Assists – Dee Bost (11) vs. Mississippi State, 3/1/2011
12 Assists – G.G. Smith (12) vs. Georgia, 2/3/1999

Blocks:

4 Blocked Shots – Jameel Warner, (4), vs. Stony Brook, 11/19/15
5 Blocked Shots – Karl-Anthony Towns, (7), at Kentucky, 1/20/15
6 Blocked Shots – Karl-Anthony Towns, (7), at Kentucky, 1/20/15
7 Blocked Shots – A.J. Hammons, (7), at Purdue, 12/22/15
8 Blocked Shots – Jarvis Varnado (9) vs. Mississippi State, 2/3/2010
10 Blocked Shots – Sam Muldrow (10) at South Carolina, 1/8/2011

Steals:

5 Steals – Devon Baulkman (5) vs. Tennessee, 3/10/2016
6 Steals – Michael Frazier (6) vs. Florida, 2/2/15
7 Steals – Aaron Lucas (7) at South Carolina, 1/19/2002
8 Steals – Steve Wojnochowski (8) at Duke, 11/22/1996

Two players with 3 steals – Bobby Portis (4), Rashad Madden (3) at Arkansas, 1/10/15

Minutes:

Played every minute – Kadeem Jack, Myles Mack vs. Rutgers, 11/28/14
Played over 40 minutes – Carson Puriefoy (44), vs. Stony Brook, 11/19/15

Fouls:

Technical Foul – Team, vs. Georgia, 2/20/16
Fouled Out – Alex Poythress, vs. Kentucky, 2/27/2016
Three Players Fouled Out – Donte' Williams, Nemanja Djuricic, John Florneus vs. Georgia, 1/14/2012

OPPONENT - TEAM

Scored 90 or more points at Memorial Gym – 90 vs. LSU, 1/2/16 (LSU 90, Vanderbilt 85)
Scored 100 or more points – 106 at Kentucky 3/5/2003 (L, 44-106)
Scored 110 or more points – 120 vs. Kentucky 2/7/1996 (L, 81-120)
Scored 120 or more points – 120 vs. Kentucky 2/7/1996 (L, 81-120)
Scored 130 or more points – Never
Scored Less than 50 points – 41 vs. Austin Peay, 11/13/15 (W, 80-41)
Scored Less than 40 points – 31 at Mississippi State, 2/23/2013 (W, 72-31)
Shot 50% or Better – .550 at Kentucky, 1/23/2016 (L, 57-76)
Shot 60% or Better – .612 at Florida (UF 82, VU 68), 2/21/2009
Shot 60% or Better from 3PT – .667 (4-6), at Kentucky, 1/20/15 (L, 65-57)
Shot less than 30% FG – .290 (18-62), at Auburn, 2/13/2016 (W, 86-57)
Shot less than 15% from 3PT – .111 (2-18), vs. W. Michigan, 12/30/15 (W, 86-61)
Held Opponent Without a 3-Pointer – vs. Nebraska, 11/18/10 (W, 59-49)
Shot 90% or Better from Free Throw Line – 91.3, at Georgia (23-25), 1/27/2015
Shot less than 50% from Free Throw Line – .350, vs. Alabama, 1/16/2016 (W, 71-63)
Attempted 30 FT – 38 at Ole Miss, 2/6/2016
Attempted 40 FT – 42 at Mississippi State, 2/12/2007
Attempted 45 or More FT – 49 at South Carolina, 1/28/2009
Attempted five or less FT – 1 vs. Miami (OH), 1/2/2012
Made 20 FT – 21 at Florida, 2/23/2016
Made 30 FT – 32 at South Carolina, 1/28/2009
Made 0 FT – Georgia, 1/14/2009
Made 12 3PT – 12 at Kentucky, 1/30/2010
Made 15 3PT – 15 vs. Florida, 1/25/2009
Attempted 30 or more 3PT – 32 at Auburn, 2/13/2016
Had 20 Turnovers – 20 vs. MTSU, 12/21/2012



WADE BALDWIN IV

4

Sophomore, Guard
6'3" 194 lbs.
Belle Mead, N.J.
St. Joseph HS

SEASON HIGHS

Points: 25, at Tennessee (1/20/16)
FG Made: 7, 4x, last vs. TAMU (2/4/16)
FG Atts: 15, vs. Kentucky (2/27/16)
3FG Made: 3, 5x, last vs. Tennessee (3/1/16)
3FG Atts: 6, 3x, last vs. TAMU (2/4/16)
FT Made: 12, at Tennessee (1/20/16)
FT Atts: 14, vs. Florida (1/26/16)
Rebounds: 8, at Purdue (12/22/15)
Assists: 10, 2x, last vs. Auburn (1/12/16)
Turnovers: 8, at Arkansas (1/5/16)
Blocks: 1, 2x, last vs. W. Michigan (12/30/15)
Steals: 3, 3x, last vs. LSU (1/4/16)
Minutes: 39, vs. Georgia (2/20/16)

CAREER HIGHS

Points: 25, at Tennessee (1/20/16)
FG Made: 7, 4x, last vs. TAMU (2/4/16)
FG Atts: 15, vs. Kentucky (2/27/16)
3FG Made: 4, 2x, last vs. Alabama (2/28/15)
3FG Atts: 6, 3x, last vs. TAMU (2/4/16)
FT Made: 12, at Tennessee (1/20/16)
FT Atts: 14, vs. Florida (1/26/16)
Rebounds: 10, vs. S. Dakota St. (3/20/15)
Assists: 10, 3x, last vs. Auburn (1/12/16)
Turnovers: 8, at Arkansas (1/5/16)
Blocks: 1, 3x, last vs. Gardner-Webb (11/16/15)
Steals: 4, 2x, last at Miss. St. (1/17/15)
Minutes: 44, vs. Tennessee (2/11/15)

MISCELLANEOUS

	2015-16	Career
Double-Digit Pts.	26	42
5+ assists	16	28

BALDWIN IV NOTEBOOK

- Named second-team All-SEC team member by league coaches.
- Scored in double figures for 26th time this season with 13 points against Tennessee at SEC Tournament.
- In last 11 games, he is averaging 14.3 points and 7.2 assists per game.
- Scored 24 points in win over Florida; His 25-point effort against Tennessee was a career-high. He was 5-9 from the floor, 3-6 from three, and 12-13 from the free throw line.
- His 4.81 assist per game average in his career would rank second on VU's all-time career list behind Jan van Breda Kolff's 5.38 average. His 5.21 average on the season would be tied for 6th on the single-season list.
- One of more athletic point guards in the nation - also boasts a 6'10 wing span.
- Named to the SEC All-Freshman team in 2015.
- Finished 2014-15 regular season fifth in the league in assists (4.4) in all games, and had 155 assists and only 67 turnovers in his freshman season. Led all SEC freshmen in assists. Also finished 8th in all games in steals (1.5) and 3rd in A/TO ratio (2.3) in all games.
- In league games only, finished the season fifth in steals (1.7), fourth in assists (4.54), and 8th in A/TO ratio (2.0). He led all freshmen in assists and steals in league games only.
- Finished freshman season tied for sixth all-time on the Vanderbilt single-season assist list with 155 assists.
- Recorded 50 steals in 2014-15, the second-most in last 13 seasons.
- Finished one assist shy of a triple-double vs. S. Dakota St. - had career-high 20 points and 10 rebounds, while adding nine assists.
- Won SEC Freshman of the Week after averaging 9.5 points, 7.5 assists, 6.0 rebounds, and 1.5 steals in wins over Lipscomb and Tennessee State.
- 6'3 guard from New Jersey who signed in the fall of 2013 with the Commodores...Slashing guard who played for St. Joseph Metuchen and captured a state championship his senior season with the Falcons.
- Led his St. Joseph's team to a 30-2 overall record and the Non-Public A New Jersey State Championship after averaging 15 points, 7.1 assists, 4.1 rebounds, and 2.6 steals
- Chose Vanderbilt over Connecticut, Virginia Tech, Florida State, Pittsburgh, and Minnesota

BALDWIN IV GAME-BY-GAME (SOPHOMORE)

Opponent	M	FG-A	3P-A	FT-A	Reb	PF	A	T	B	S	PTS
N13 Austin Peay*	24	6-11	1-2	1-2	4	3	4	2	0	1	14
N16 Gardner-Webb*	24	3-8	1-4	2-2	2	1	1	0	1	2	9
N19 Stony Brook	37	7-12	2-3	5-6	6	2	2	1	0	2	21
N23 vs. St. Johns*	25	2-6	1-2	4-4	3	3	6	3	0	2	9
N24 vs. Wake Forest*	22	6-8	3-4	2-2	4	2	2	3	0	2	17
N25 vs. Kansas*	35	5-12	1-3	0-1	2	5	2	1	0	1	11
D2 Detroit*	22	5-8	2-4	8-9	4	0	3	4	0	2	20
D6 @Baylor*	29	7-9	3-4	2-2	4	5	4	3	0	2	19
D9 Dayton*	31	4-12	0-2	10-11	0	3	2	4	0	1	18
D19 Wofford*	22	3-5	2-2	2-4	5	3	0	0	0	0	10
D22 @Purdue*	36	5-14	0-2	3-4	8	3	5	6	0	3	13
D30 W. Michigan*	33	4-8	2-6	5-6	4	1	10	1	1	3	15
J2 LSU*	34	3-7	2-4	9-10	6	3	7	1	0	3	17
J5 @Arkansas*	27	4-7	1-2	4-4	4	5	4	8	0	0	13
J9 @S. Carolina	30	3-13	0-2	7-11	3	5	4	3	0	2	13
J12 Auburn*	33	5-9	1-2	6-8	7	2	10	4	0	0	17
J16 Alabama*	32	1-4	0-0	6-9	5	1	5	3	0	1	8
J20 @Tennessee*	35	5-9	3-6	12-13	4	1	5	2	1	0	25
J23 @Kentucky*	32	1-9	0-1	5-6	1	1	2	5	1	1	7
J26 Florida*	35	7-13	1-1	9-14	2	2	4	3	0	1	24
J30 @Texas*	10	0-0	0-0	0-0	0	1	0	3	1	0	0
F4 Texas A&M*	32	7-12	3-6	0-0	3	2	8	1	0	0	17
F6 @Ole Miss*	38	5-10	2-5	7-7	6	5	9	2	1	2	19
F10 Missouri*	30	5-12	1-3	6-9	6	2	7	2	0	0	17
F13 @Auburn*	21	3-9	2-4	1-2	5	1	7	1	1	2	9
F16 @Miss. State*	38	3-12	1-5	3-5	5	2	9	2	0	1	10
F20 Georgia*	39	4-14	1-3	8-10	6	3	7	1	0	2	17
F23 @Florida*	34	4-8	1-2	4-7	4	3	3	6	2	1	13
F27 Kentucky*	36	4-15	0-2	6-8	1	3	6	1	1	0	14
M1 Tennessee	29	4-11	3-5	6-6	6	0	7	1	1	2	17
M5 @Texas A&M*	32	2-7	1-3	6-6	3	1	8	2	0	0	11
M10 vs. Tennessee*	34	5-13	0-5	3-3	6	4	8	4	0	1	13

Baldwin's Overall Statistics at Vanderbilt

Year	GP	GS	Min	Avg	FG	FGA	Pct	3FG	3FGA	Pct	FT	FTA	Pct	Off	Def	Tot	Avg	PF	FO	Ast	TO	Blk	Stl	Pts	Avg
2014-15	35	24	1009	28.8	99	227	.436	43	98	.439	85	106	.802	17	128	145	4.1	86	3	155	67	4	50	326	9.3
2015-16	32	29	969	30.3	132	307	.430	41	99	.414	152	191	.796	13	115	128	4.0	81	5	167	87	11	39	457	14.3
TOTAL	67	53	1978	29.5	231	534	.433	84	197	.426	237	297	.798	30	243	273	4.1	167	8	322	154	15	89	783	11.7

Baldwin's SEC Statistics at Vanderbilt

Year	GP	GS	Min	Avg	FG	FGA	Pct	3FG	3FGA	Pct	FT	FTA	Pct	Off	Def	Tot	Avg	PF	FO	Ast	TO	Blk	Stl	Pts	Avg
2014-15	18	15	553	30.7	52	130	.400	25	57	.439	45	56	.804	13	65	78	4.3	46	1	80	41	3	30	174	9.7
2015-16	18	16	587	32.6	70	181	.387	23	56	.411	105	135	.778	9	68	77	4.3	42	3	112	48	8	18	268	14.9
TOTAL	36	31	1140	31.7	122	311	.392	48	113	.425	150	191	.785	22	133	155	4.3	88	4	192	89	11	48	442	12.3

**DJERY BAPTISTE****12**Freshman, Center
6'10" 235 lbs.
Gonaives, Haiti
Prestonwood Christian HS**SEASON HIGHS**Points:
FG Made:
FG Atts:
3FG Made:
3FG Atts:
FT Made:
FT Atts:
Rebounds:
Assists:
Turnovers:
Blocks:
Steals:
Minutes:**CAREER HIGHS**Points:
FG Made:
FG Atts:
3FG Made:
3FG Atts:
FT Made:
FT Atts:
Rebounds:
Assists:
Turnovers:
Blocks:
Steals:
Minutes:**MISCELLANEOUS****BAPTISTE NOTEBOOK**

- ✪ Redshirting the 2015-16 season.
- ✪ Signed with the Commodores in November of 2014...Chose the Commodores over UConn, SMU, Oregon, and USC, and was ranked the eighth-best player in the state of Texas according to ESPN.
- ✪ Originally from Haiti, Baptiste is one of the most physically impressive prospects in the 2015 class. He speaks four languages and hopes to one day be a diplomat in his native country.
- ✪ Attended the Prestonwood Christian Academy in Plano, Texas, where he averaged 10 points, 10 rebounds, three blocks, two assists, and one steal in his senior season...Helped lead his Lion teams to four consecutive state championships...Named his team's Defensive Player of the Year in his senior season.
- ✪ Djery Jean Baptiste...November 12, 1995...Son of Hebert Jean Baptiste and Wislonde Destin...Plans to major in Public Policy and Linguistics...Recipient of the Myer Family Men's Basketball Scholarship...Advice to youngsters: "Seek God."

BAPTISTE GAME-BY-GAME (FRESHMAN)

Opponent	M	FG-A	3P-A	FT-A	Reb	PF	A	T	B	S	PTS
N13 Austin Peay	DNP										
N16 Gardner-Webb	DNP										
N19 Stony Brook	DNP										
N23 vs. St. Johns	DNP										
N24 Maui	DNP										
N25 Maui	DNP										
D2 Detroit	DNP										
D6 @Baylor	DNP										
D9 Dayton	DNP										
D19 Wofford	DNP										
D22 @Purdue	DNP										
D30 W. Michigan	DNP										
J2 LSU	DNP										
J5 @Arkansas	DNP										
J9 @S. Carolina	DNP										
J12 Auburn	DNP										
J16 Alabama	DNP										
J20 @Tennessee	DNP										
J23 @Kentucky	DNP										
J26 Florida	DNP										
J30 @Texas	DNP										
F4 Texas A&M	DNP										
F6 @Ole Miss	DNP										
F10 Missouri	DNP										
F13 @Auburn	DNP										
F16 @Miss. State	DNP										
F20 Georgia	DNP										
F23 @Florida	DNP										
F27 Kentucky	DNP										
M1 Tennessee	DNP										
M5 @Texas A&M	DNP										
M10 vs. Tennessee	DNP										

Baptiste's Overall Statistics at Vanderbilt

Year	GP	GS	Min	Avg	FG	FGA	Pct	3FG	3FGA	Pct	FT	FTA	Pct	Off	Def	Tot	Avg	PF	F0	Ast	TO	Blk	Stl	Pts	Avg
------	----	----	-----	-----	----	-----	-----	-----	------	-----	----	-----	-----	-----	-----	-----	-----	----	----	-----	----	-----	-----	-----	-----

Baptiste's SEC Statistics at Vanderbilt

Year	GP	GS	Min	Avg	FG	FGA	Pct	3FG	3FGA	Pct	FT	FTA	Pct	Off	Def	Tot	Avg	PF	F0	Ast	TO	Blk	Stl	Pts	Avg
------	----	----	-----	-----	----	-----	-----	-----	------	-----	----	-----	-----	-----	-----	-----	-----	----	----	-----	----	-----	-----	-----	-----

**NOLAN CRESSLER****24**RS Junior, Guard
6'4" 210 lbs.
Pittsburgh, Pa.
Cornell/Plum HS**SEASON HIGHS****Points:** 14, 3x, last at Ole Miss (2/6/16)**FG Made:** 6, 2x, last vs. W. Michigan (12/30/15)**FG Atts:** 12, vs. Detroit (12/2/15)**3FG Made:** 2, 3x, last at Ole Miss (2/6/16)**3FG Atts:** 6, 2x, last at Ole Miss (2/6/16)**FT Made:** 4, at Ole Miss (2/6/16)**FT Atts:** 8, at Ole Miss (2/6/16)**Rebounds:** 5, vs. Dayton (12/9/15)**Assists:** 4, vs. Gardner-Webb (11/16/15)**Turnovers:** 2, 3x, last at at Ole Miss (2/6/16)**Blocks:** 1, vs. Austin Peay (11/13/15)**Steals:** 1, vs. Missouri (2/10/16)**Minutes:** 22, 2x, last vs. Wofford (12/19/15)**CAREER HIGHS****Points:** 34, vs. Brown (2/22/14)**FG Made:** 11, vs. Siena (11/22/13)**FG Atts:** 22, vs. Penn (3/8/14)**3FG Made:** 6, vs. Brown (2/22/14)**3FG Atts:** 13, at W. Michigan (11/29/13)**FT Made:** 10, 2x, last vs. Brown (2/22/14)**FT Atts:** 14, vs. Brown (2/22/14)**Rebounds:** 9, 2x, last at Notre Dame (12/1/13)**Assists:** 4, 3x, last vs. Gardner-Webb (11/16/15)**Turnovers:** 4, 4x, last vs. Princeton (3/7/14)**Blocks:** 1, 4x, last vs. Austin Peay (11/13/15)**Steals:** 3, at Binghamton (12/30/13)**Minutes:** 37, 4x, last vs. Brown (2/22/14)**MISCELLANEOUS**

	2015-16	Career
Double-Digit Pts.	6	41
20+ Points		11
5+ threes		5

CRESSLER NOTEBOOK

- ✪ Tallied sixth game in double figures with 11 points vs. Tennessee in 12 minutes.
- ✪ Tied season high with 14 points at Ole Miss in only 13 minutes of action.
- ✪ Scored season-high 14 points vs. Detroit on season-best six made field goals.
- ✪ Tallied 10 points vs. St. John's in Maui.
- ✪ 6'4 guard who transferred to Vanderbilt from Cornell in the summer of 2014.
- ✪ Averaged 16.8 points, 4.2 rebounds, and 1.6 assists in his sophomore season with the Big Red...Named an honorable-mention All-Ivy selection as a sophomore...Has two years of eligibility remaining after sitting out the 2014-15 season.
- ✪ Led the team in scoring with 16.8 points per game with the Big Red.
- ✪ Also averaged 4.2 rebounds, and 1.6 assists per contest.
- ✪ Scored a career-high 34 points against Brown...His 469 points ranked 14th in a single season at Cornell, while his 68 3-pointers sits 11th... He shot 41 percent from the floor and 36 percent from 3-point range while adding 4.2 rebounds and 1.6 assists per contest.
- ✪ Scored 27 points, including five 3-pointers, at 2013 MAC champion Western Michigan, and notched 25 points on 11-of-19 shooting vs. Siena, adding three rebounds and two assists.
- ✪ Opened the 2013-14 season with a bang, scoring a career-best 23 points in the season opener at Syracuse, including 20 in the first half.

CRESSLER GAME-BY-GAME (JUNIOR)

Opponent	M	FG-A	3P-A	FT-A	Reb	PF	A	T	B	S	PTS
N13 Austin Peay	22	2-5	1-3	1-2	4	3	0	1	1	0	6
N16 Gardner-Webb	18	2-3	1-2	2-2	4	1	4	1	0	0	7
N19 Stony Brook*	14	2-2	0-0	0-0	1	1	0	0	0	0	4
N23 vs. St. Johns	17	4-7	2-4	0-0	2	1	2	1	0	0	10
N24 vs. Wake Forest	15	1-4	0-2	0-0	4	1	2	1	0	0	2
N25 vs. Kansas	21	2-6	1-5	0-0	4	4	1	1	0	0	5
D2 Detroit*	18	6-12	2-6	0-0	2	2	2	0	0	0	14
D6 @Baylor	18	3-7	2-4	0-2	2	2	2	2	0	0	8
D9 Dayton	14	1-3	0-2	0-0	5	1	0	1	0	0	2
D19 Wofford	22	1-3	0-2	0-0	2	1	0	2	0	0	2
D22 @Purdue	16	1-5	1-3	0-0	1	3	2	2	0	0	3
D30 W. Michigan	16	6-9	2-5	0-0	3	2	0	1	0	0	14
J2 LSU	16	4-10	1-3	0-1	4	3	1	1	0	0	9
J5 @Arkansas	6	0-2	0-0	0-0	1	2	0	0	0	0	0
J9 @S. Carolina	19	1-3	0-2	0-0	4	5	1	0	0	0	2
J12 Auburn	9	0-1	0-0	2-2	3	1	0	1	0	0	2
J16 Alabama	5	0-2	0-1	0-0	0	0	0	1	0	0	0
J20 @Tennessee	2	0-0	0-0	1-2	1	0	0	1	1	0	0
J23 @Kentucky	12	1-2	0-1	1-1	3	0	0	0	0	0	3
J26 Florida	DNP										
J30 @Texas	4	0-1	0-1	0-0	0	1	0	0	0	0	0
F4 Texas A&M	1	0-0	0-0	0-0	0	0	0	0	0	0	0
F6 @Ole Miss	13	4-8	2-6	4-8	2	3	0	2	0	0	14
F10 Missouri	15	3-7	1-4	0-0	4	1	2	0	0	1	7
F13 @Auburn	14	5-6	1-2	0-1	3	1	1	1	0	1	11
F16 @Miss. State	16	1-4	0-2	0-0	4	1	1	0	0	0	2
F20 Georgia	DNP										
F23 @Florida	2	0-1	0-0	0-1	1	0	0	0	0	0	0
F27 Kentucky	DNP										
M1 Tennessee	12	5-9	0-2	1-1	0	1	2	1	0	1	11
M5 @Texas A&M	2	0-0	0-0	0-0	0	0	0	0	0	0	0
M10 vs. Tennessee	5	2-2	0-0	0-0	0	0	0	0	0	0	4

Cressler's Overall Statistics

Year	GP	GS	Min	Avg	FG	FGA	Pct	3FG	3FGA	Pct	FT	FTA	Pct	Off	Def	Tot	Avg	PF	FO	Ast	TO	Blk	Stl	Pts	Avg
2012-13	31	12	717	23.1	99	232	.427	54	134	.403	36	47	.766	29	87	116	3.7	54	0	24	31	1	19	288	9.3
2013-14	28	28	912	32.6	169	411	.411	68	187	.364	63	81	.778	20	98	118	4.2	78	3	45	59	2	14	469	16.8
2015-16	29	2	364	12.6	57	124	.460	17	62	.274	12	23	.522	9	55	64	2.2	41	1	23	21	2	3	143	4.9
TOTAL	88	42	1993	22.6	325	767	.424	139	383	.363	111	151	.735	58	240	298	3.4	173	4	92	111	5	36	900	10.2

Cressler's SEC Statistics at Vanderbilt

Year	GP	GS	Min	Avg	FG	FGA	Pct	3FG	3FGA	Pct	FT	FTA	Pct	Off	Def	Tot	Avg	PF	FO	Ast	TO	Blk	Stl	Pts	Avg
2015-16	15	0	144	9.6	24	55	.436	5	23	.217	9	17	.529	5	25	30	2.0	18	1	8	8	1	3	62	4.1
TOTAL	15	0	144	9.6	24	55	.436	5	23	.217	9	17	.529	5	25	30	2.0	18	1	8	8	1	3	62	4.1



MATTHEW FISHER-DAVIS

5

Sophomore, Guard
6'5" 185 lbs.
Charlotte, N.C.
Butler HS

SEASON HIGHS

Points: 20, 3x, last vs. Kentucky (2/27/16)
FG Made: 7, 2x, last vs. Kentucky (2/27/16)
FG Atts: 13, 2x, last at Texas (1/30/16)
3FG Made: 6, 2x, last at Miss. St. (2/16/16)
3FG Atts: 11, at Tennessee (1/20/16)
FT Made: 4, 2x, last at Arkansas (1/5/16)
FT Atts: 4, 2x, last at Arkansas (1/5/16)
Rebounds: 11, vs. Wofford (12/19/15)
Assists: 4, at Tennessee (1/20/16)
Turnovers: 3, 2x, last at Arkansas (1/5/16)
Blocks: 3, vs. Dayton (12/9/15)
Steals: 2, 2x last vs. Detroit (12/2/15)
Minutes: 41, at Arkansas (1/5/16)

CAREER HIGHS

Points: 20, 3x, last vs. Kentucky (2/27/16)
FG Made: 7, 2x, last vs. Kentucky (2/27/16)
FG Atts: 13, 2x, last at Texas (1/30/16)
3FG Made: 6, 3x, last at Miss. St. (2/16/16)
3FG Atts: 11, 3x, last at Tennessee (1/20/16)
FT Made: 4, 2x, last at Arkansas (1/5/16)
FT Atts: 4, 3x, last at Arkansas (1/5/16)
Rebounds: 11, vs. Wofford (12/19/15)
Assists: 7, vs. Dayton (12/9/15)
Turnovers: 5, at Stanford (3/24/15)
Blocks: 4, vs. S. Dakota St. (3/20/15)
Steals: 3, vs. Gardner-Webb (11/16/15)
Minutes: 41, at Arkansas (1/5/16)

MISCELLANEOUS

	2015-16	Career
Double-Digit Pts.	17	28
3+ Threes	17	29
Double-Double	1	1

FISHER-DAVIS NOTEBOOK

- ✪ Tied a career high with 20 points vs. Kentucky. Has scored his career high on three occasions this season.
- ✪ Tallied double figures in eight of last nine games - averaging 13.6 points per game in the last nine games.
- ✪ Tied a career-best with six made threes at Tennessee. He also added eight rebounds and a career-high four assists in 18-point effort.
- ✪ First in SEC in 3FG% in all games at .457.
- ✪ Scored a career-high 20 points at Arkansas in a career-best 41 minutes.
- ✪ Had first double-double of his career with 10 points and career-high rebounds vs. Wofford.
- ✪ Finished last season as the SEC's freshman leader in three-pointers made (2.1, 6th in conference) and was second in three-point percentage in all games (.401). In league games only, Fisher-Davis was fifth in threes made (2.2) and fourth in three-point percentage (.402).
- ✪ Scored a career-high 18 points at Stanford in NIT Quarterfinals on a career-high six made threes.
- ✪ Had three made threes against Purdue and W. Carolina.
- ✪ Scored 11 points vs. Norfolk St.
- ✪ 6'5 guard considered one of best shooters in 2014 class...Shot 67.5% from the floor, 49.1% from three, and 96% from the free throw line in his senior season at Butler HS.
- ✪ Averaged 22 points, 13 rebounds, five assists, two steals and two blocks per game as a senior, and was named the SW4A Player of the Year and as a member of the Charlotte Observer's All-Observer team.
- ✪ Chose Vanderbilt over Texas, Georgia, Baylor, Kansas State, Virginia, Oklahoma State, Arkansas, Alabama, and Wake Forest.

FISHER-DAVIS GAME-BY-GAME (SOPHOMORE)

Opponent	M	FG-A	3P-A	FT-A	Reb	PF	A	T	B	S	PTS
N13 Austin Peay*	20	2-6	2-5	0-0	1	1	3	0	0	1	6
N16 Gardner-Webb*	20	3-5	3-5	0-0	2	1	1	0	0	2	9
N19 Stony Brook*	34	3-10	1-5	4-4	4	1	1	0	0	0	11
N23 vs. St. Johns*	18	2-2	2-2	0-0	2	2	2	1	0	0	6
N24 vs. Wake Forest*	24	3-7	1-2	2-2	4	2	0	0	0	0	9
N25 vs. Kansas*	18	0-4	0-3	0-0	1	1	2	1	0	1	0
D2 Detroit	21	4-8	4-6	0-0	5	0	1	1	0	2	12
D6 @Baylor*	37	4-9	3-7	0-1	5	2	3	2	2	1	11
D9 Dayton*	27	4-8	3-6	0-0	7	1	0	2	3	0	11
D19 Wofford*	22	3-6	3-4	1-2	11	0	0	0	0	0	10
D22 @Purdue*	33	3-8	1-4	0-0	6	3	1	0	0	1	7
D30 W. Michigan*	24	3-5	3-5	0-0	1	3	0	0	0	0	9
J2 LSU*	25	3-6	3-5	2-2	1	3	1	0	0	0	11
J5 @Arkansas*	41	6-12	4-8	4-4	3	3	2	3	0	1	20
J9 @S. Carolina*	7	0-1	0-1	0-0	1	0	0	0	0	0	0
J12 Auburn	DNP										
J16 Alabama	16	1-2	1-2	0-0	0	1	0	0	0	1	3
J20 @Tennessee	28	6-12	6-11	0-0	8	2	4	0	0	0	18
J23 @Kentucky	21	1-4	1-3	0-0	4	1	0	0	0	0	3
J26 Florida*	33	2-5	2-4	0-1	5	0	0	2	1	0	6
J30 @Texas*	37	7-13	5-10	0-0	8	2	1	2	0	0	19
F4 Texas A&M*	29	1-6	1-5	2-3	2	0	0	2	0	0	5
F6 @Ole Miss*	28	0-3	0-3	0-0	4	4	0	1	0	1	0
F10 Missouri*	33	3-10	3-10	4-4	4	1	2	2	1	1	13
F13 @Auburn*	27	6-10	4-8	0-0	4	1	2	0	0	0	16
F16 @Miss. State*	34	7-11	6-9	0-0	4	1	2	0	0	0	20
F20 Georgia*	35	4-8	3-7	2-2	4	5	2	0	0	0	13
F23 @Florida*	38	4-10	4-8	0-0	3	2	1	1	1	0	12
F27 Kentucky*	37	7-12	4-9	2-4	4	0	0	1	1	0	20
M1 Tennessee*	24	2-10	0-4	2-4	0	1	2	0	0	1	6
M5 @Texas A&M*	35	4-8	2-4	0-0	2	1	3	3	0	2	10
M10 vs. Tennessee*	33	4-10	4-8	0-0	3	3	0	2	0	0	12

Fisher-Davis' Overall Statistics at Vanderbilt

Year	GP	GS	Min	Avg	FG	FGA	Pct	3FG	3FGA	Pct	FT	FTA	Pct	Off	Def	Tot	Avg	PF	FO	Ast	TO	Blk	Stl	Pts	Avg
2014-15	34	11	777	22.9	80	228	.351	71	177	.401	15	21	.714	16	63	79	2.3	55	0	46	31	16	13	246	7.2
2015-16	31	27	859	27.7	102	231	.442	79	173	.457	25	33	.758	12	101	113	3.6	48	1	36	26	9	15	308	9.9
TOTAL	65	38	1636	25.2	182	459	.397	150	350	.429	40	54	.741	28	164	192	3.0	103	1	82	57	25	28	554	8.5

Fisher-Davis' SEC Statistics at Vanderbilt

Year	GP	GS	Min	Avg	FG	FGA	Pct	3FG	3FGA	Pct	FT	FTA	Pct	Off	Def	Tot	Avg	PF	FO	Ast	TO	Blk	Stl	Pts	Avg
2014-15	18	7	429	23.8	45	127	.354	39	97	.402	7	11	.636	9	36	45	2.5	27	0	26	17	7	7	136	7.6
2015-16	17	14	491	28.9	57	130	.438	44	101	.436	18	24	.750	5	48	53	3.1	26	1	21	15	4	7	176	10.4
TOTAL	35	21	920	26.3	102	257	.397	83	198	.419	25	35	.714	14	84	98	2.8	53	1	47	32	11	14	312	8.9

**JOSH HENDERSON****40**Grad. Student, Center
7'0" 237 lbs.
Roanoke, Va.
Cave Spring HS**SEASON HIGHS**

Points: 11, vs. Detroit (12/2/15)
FG Made: 4, vs. vs. Detroit (12/2/15)
FG Atts: 8, 2x, last at Purdue (12/22/15)
3FG Made: 1, 2x, last at Florida (2/23/16)
3FG Atts: 1, 2x, last at Florida (2/23/16)
FT Made: 5, 2x, last vs. Wofford (12/19/15)
FT Atts: 6, 2x, last vs. Missouri (2/10/16)
Rebounds: 7, vs. Austin Peay (11/13/15)
Assists: 2, 5x last vs. Missouri (2/10/16)
Turnovers: 5, vs. LSU (1/2/16)
Blocks: 3, vs. Detroit (12/2/15)
Steals: 2, vs. W. Michigan (12/30/15)
Minutes: 24, at Purdue (12/22/15)

CAREER HIGHS

Points: 13, 2x, last at Tennessee (1/29/13)
FG Made: 6, 2x, last at Tennessee (1/29/13)
FG Atts: 10, at Tennessee (1/29/13)
3FG Made: 1, 2x, last at Florida (2/23/16)
3FG Atts: 1, 6x, last at Florida (2/23/16)
FT Made: 5, 3x, last vs. Wake Forest (11/24/15)
FT Atts: 8, vs. Loyola Marymount (11/25/13)
Rebounds: 7, 3x, last vs. Austin Peay (11/13/15)
Assists: 4, vs. Bucknell (11/15/11)
Turnovers: 5, vs. LSU (1/2/16)
Blocks: 3, 3x, last vs. Detroit (12/2/15)
Steals: 3, at Texas (12/2/13)
Minutes: 32, 2x, last at Auburn (3/2/13)

HENDERSON NOTEBOOK

- Started senior night vs. Tennessee, his first start of the year.
- Made an 80-foot heave at the end of the first half to give Vanderbilt a 40-35 lead. Was named SportsCenter's Top Play on February 23.
- Back up post player to Damian Jones and Luke Kornet.
- Played season-high 24 minutes at Purdue.
- Scored season-high 11 points vs. Detroit.
- Granted sixth year of eligibility by the NCAA in summer of 2015.
- Played 13 solid minutes at Kentucky in 2015 - was 2-4 from floor and scored four points.
- Scored 2014-15 season-high 12 points at Georgia Tech on 5-5 shooting.
- Graduated with degree in Economics in May of 2014. Currently pursuing master's degree at the Owen School of Business.
- Tore his ACL, MCL in his left knee vs. Marshall and missed the rest of the 2013-14 season.
- Scored 12 points at Texas in 2013, and has averaged 10.5 points per game in his last four games.
- Tallied six points in season opener vs. Georgia State.
- Played in all 33 games and started 21 in 2012-13...Averaged 5.4 points and 3.4 rebounds per game.
- Scored career-high 13 points on three occasions in 2012-13.
- Played in eight games in 2011-12 and averaged 2.6 points and 2.9 rebounds.
- Played in first game as a collegian against Oregon in 2011 - scored four points and had four rebounds in 11 minutes.
- Scored a career-high 10 points vs. Monmouth (11/25/11); was 4-4 from the floor.
- Has team-high four assists vs. Bucknell (11/15/11)
- Redshirted in 2010-11.
- Signed in the spring of 2010 with the Commodores.
- 6'11 center chose Vanderbilt over Virginia, Wake Forest, Davidson, Cincinnati, Maryland, and Penn State.

HENDERSON GAME-BY-GAME (GRADUATE STUDENT)

Opponent	M	FG-A	3P-A	FT-A	Reb	PF	A	T	B	S	PTS
N13 Austin Peay	19	2-7	0-0	1-2	7	2	1	1	2	1	5
N16 Gardner-Webb	12	2-2	0-0	1-2	0	0	1	0	0	0	5
N19 Stony Brook	11	0-1	0-0	0-1	1	1	0	0	0	0	0
N23 vs. St. Johns	17	3-8	0-0	0-0	5	3	2	0	2	0	6
N24 vs. Wake Forest	11	2-3	0-0	5-6	2	4	0	0	0	0	9
N25 vs. Kansas	2	0-0	0-0	0-0	0	0	0	0	0	0	0
D2 Detroit	22	4-5	1-1	2-2	5	0	2	1	3	0	11
D6 @Baylor	6	0-0	0-0	2-2	2	1	0	0	0	0	2
D9 Dayton	15	0-2	0-1	4-4	2	3	0	1	1	0	4
D19 Wofford	14	2-5	0-0	5-5	4	3	0	1	0	0	9
D22 @Purdue	24	3-8	0-0	0-2	5	5	1	1	1	1	6
D30 W. Michigan	12	1-2	0-0	0-0	2	1	2	0	0	2	2
J2 LSU	11	0-0	0-0	0-0	1	0	0	5	0	0	0
J5 @Arkansas	4	0-0	0-0	0-0	1	0	0	0	0	0	0
J9 @S. Carolina	8	1-3	0-0	1-2	2	2	0	1	0	0	3
J12 Auburn	15	2-2	0-0	1-4	4	2	1	1	0	0	5
J16 Alabama	13	2-4	0-0	0-2	3	2	0	0	0	0	4
J20 @Tennessee	8	0-2	0-0	2-2	0	1	0	1	0	0	2
J23 @Kentucky	6	1-3	0-0	0-0	2	0	0	0	0	1	2
J26 Florida	1	0-0	0-0	0-0	0	0	0	0	0	0	0
J30 @Texas	DNP										
F4 Texas A&M	8	0-1	0-0	0-0	3	13	19	12	7	2	0
F6 @Ole Miss	10	2-2	0-0	0-0	0	0	0	2	1	0	4
F10 Missouri	10	1-1	0-0	2-6	2	1	2	0	0	0	4
F13 @Auburn	15	3-4	0-0	0-1	2	0	1	0	0	0	6
F16 @Miss. State	9	1-5	0-0	0-0	3	0	1	0	0	1	2
F20 Georgia	8	1-1	0-0	0-0	3	1	0	0	0	0	2
F23 @Florida	10	2-2	1-1	0-0	2	3	0	1	0	0	5
F27 Kentucky	1	0-0	0-0	0-0	0	0	0	0	0	0	0
M1 Tennessee*	6	1-1	0-0	0-0	1	0	1	1	0	0	2
M5 @Texas A&M	10	2-3	0-0	2-2	2	2	0	3	1	0	6
M10 vs. Tennessee	3	2-2	0-0	0-0	1	1	0	0	0	0	4

Henderson's Overall Statistics at Vanderbilt

Year	GP	GS	Min	Avg	FG	FGA	Pct	3FG	3FGA	Pct	FT	FTA	Pct	Off	Def	Tot	Avg	PF	FO	Ast	TO	Blk	Stl	Pts	Avg
2011-12	8	0	69	8.6	8	17	.471	0	0	.000	5	9	.556	12	11	23	2.9	15	0	5	5	0	1	21	2.6
2012-13	33	21	678	20.5	73	157	.465	0	1	.000	31	60	.517	47	66	113	3.4	75	1	27	49	29	18	177	5.4
2013-14	8	3	152	19.0	21	43	.488	0	0	.000	11	17	.647	14	20	34	4.3	16	0	3	6	3	5	53	6.6
2015-16	31	1	321	10.4	40	79	.506	2	3	.667	28	45	.622	20	47	67	2.2	38	1	17	20	12	6	110	3.5
TOTAL	104	27	1395	13.4	164	340	.482	2	6	.333	83	144	.576	106	160	266	2.6	168	2	55	88	46	32	413	4.0

Henderson's SEC Statistics at Vanderbilt

Year	GP	GS	Min	Avg	FG	FGA	Pct	3FG	3FGA	Pct	FT	FTA	Pct	Off	Def	Tot	Avg	PF	FO	Ast	TO	Blk	Stl	Pts	Avg
2012-13	18	10	359	19.9	47	91	.516	0	1	.000	17	32	.531	22	37	59	3.3	42	1	9	30	17	8	111	6.2
2014-15	10	2	76	7.6	8	21	.381	0	1	.000	1	3	.333	4	1	5	0.5	9	0	2	2	1	1	17	1.7
2015-16	18	1	153	8.5	19	34	.559	1	1	1.000	8	19	.421	9	22	31	1.7	14	0	8	15	3	2	47	2.6
TOTAL	46	13	588	12.8	74	146	.507	1	3	.333	26	54	.481	35	60	95	2.1	65	1	19	47	21	11	175	3.8



DAMIAN JONES

30

Junior, Center
7'0" 245 lbs.
Baton Rouge, La.
Scotlandville Magnet HS

SEASON HIGHS

Points: 27, at Florida (2/23/16)
FG Made: 12, 2x, last at Florida (2/23/16)
FG Atts: 20, at Texas (1/30/16)
3FG Made:
3FG Atts: 1, 3x last vs. Georgia (2/20/16)
FT Made: 8, vs. Florida (1/26/16)
FT Atts: 11, vs. Florida (1/26/16)
Rebounds: 16, vs. Georgia (2/20/16)
Assists: 6, at Baylor (12/6/15)
Turnovers: 4, 3x, last at Texas (1/30/16)
Blocks: 5, vs. TAMU (2/4/16)
Steals: 1, 5x, last vs. W. Michigan (12/30/15)
Minutes: 37, at Texas (1/30/16)

CAREER HIGHS

Points: 27, at Florida (2/23/16)
FG Made: 12, 2x, last at Florida (2/23/16)
FG Atts: 20, at Texas (1/30/16)
3FG Made: 1, vs. Rutgers (11/28/14)
3FG Atts: 1, 5x, last vs. Georgia (2/20/16)
FT Made: 9, 2x, last vs. Yale (1/3/15)
FT Atts: 13, 2x, last at Miss. St. (1/17/15)
Rebounds: 16, vs. Georgia (2/20/16)
Assists: 6, at Baylor (12/6/15)
Turnovers: 6, 2x, last at Baylor (12/6/15)
Blocks: 7, at S. Carolina (2/13/14)
Steals: 2, at Kentucky (1/20/15)
Minutes: 41, vs. Texas A&M (2/15/14)

MISCELLANEOUS

	2015-16	Career
Double-Digit Pts.	26	74
Double-Doubles	7	14

JONES NOTEBOOK

- Named First-Team All-SEC member by league coaches.
- Named SEC Player of the Week on Feb. 29 after averaging 21 points and 7.5 rebounds in two wins over Florida and Kentucky.
- Scored a career-high 27 points at Florida. Also tied a career high in field goals made with 12 (12-13) - set a new FG% single-game record with at least 10 FGs made (92.3%).
- His 16 rebounds vs. Georgia was the most by a VU player since Lance Goulbourne's 16 rebounds at Marquette on December 29, 2011.
- Scored then career-high 26 points on a career-best 12 field goals at Texas; Tallied 20 points and 12 rebounds in win over Florida.
- Became 44th player in Vanderbilt history to eclipse the 1,000-point barrier with 13-point performance vs. Western Michigan. He now has 1,308 points, and is 24th on VU's all-time list.
- Second on career blocks list with 165 after passing Will Perdue against Missouri, and his 1.68 blocks per game career mark is the second-best in program history. His 52 blocks this season is tied for fifth all-time on VU's single-season block list.
- Scored 24 points and tied a career-high with 15 rebounds at Arkansas, his 10th double-double of his career.
- Tallied two double-doubles in Maui, both 17 point and 10 rebound performances vs. Wake Forest and Kansas.
- 2015-16 preseason All-SEC first team selection by league's coaches and media.
- First Team All-SEC selection by the league's coaches in 2014-15.
- Tallied double figures in 28 games in 2014-15 and had 20+ points in eight games.
- Finished with 506 points as a sophomore, which is second on Vanderbilt's sophomore single-season scoring list.
- Finished first in the SEC in FG% (.562) and 3rd in blocks (2.0).
- Named to the All-SEC Freshman team by the league's coaches in 2013-14.
- Averaged 11.3 points and 11.7 ppg in league play in 2013-14. Scored in double-figures in 20 games.
- Chose the Commodores over LSU, Oklahoma, Oklahoma State, Duke, Syracuse, Kansas, Stanford, Florida, and Alabama.
- Advice to youngsters: "Do your best in what you put most of your interest in."

JONES GAME-BY-GAME (JUNIOR)

Opponent	M	FG-A	3P-A	FT-A	Reb	PF	A	T	B	S	PTS
N13 Austin Peay*	16	6-12	0-0	0-0	5	4	0	2	1	1	12
N16 Gardner-Webb*	23	4-7	0-0	2-6	7	3	4	1	3	1	10
N19 Stony Brook*	29	6-13	0-0	1-4	6	3	1	2	1	0	13
N23 vs. St. Johns*	14	2-4	0-0	1-2	5	4	1	0	1	0	5
N24 vs. Wake Forest*	28	6-10	0-0	5-7	10	2	2	2	2	0	17
N25 vs. Kansas*	34	5-7	0-1	7-10	10	4	2	4	3	0	17
D2 Detroit*	15	4-6	0-1	2-7	3	2	0	2	1	0	10
D6 @Baylor*	31	2-7	0-0	5-6	8	1	6	3	3	1	9
D9 Dayton*	33	7-12	0-0	4-8	8	3	2	1	2	1	18
D19 Wofford*	28	7-13	0-0	7-10	7	0	1	2	4	0	21
D22 @Purdue*	15	3-7	0-0	0-0	3	5	1	2	0	0	6
D30 W. Michigan*	30	5-8	0-0	3-6	5	3	1	2	2	1	13
J2 LSU*	32	4-6	0-0	4-4	4	4	1	4	2	0	12
J5 @Arkansas*	34	9-13	0-0	6-10	15	5	2	3	1	0	24
J9 @S. Carolina*	16	5-6	0-0	2-3	6	5	1	1	3	0	12
J12 Auburn*	13	4-5	0-0	1-2	4	4	0	2	0	0	9
J16 Alabama*	23	4-13	0-0	5-8	2	4	1	2	0	0	13
J20 @Tennessee*	19	2-4	0-0	2-6	7	5	0	2	3	0	6
J23 @Kentucky*	31	5-7	0-0	3-6	9	2	1	1	2	1	13
J26 Florida*	35	6-14	0-0	8-11	12	2	1	2	2	0	20
J30 @Texas*	37	12-20	0-0	2-6	9	3	2	4	2	0	26
F4 Texas A&M*	34	6-9	0-0	1-2	10	2	1	3	5	0	13
F6 @Ole Miss*	17	4-6	0-0	1-5	2	5	0	4	1	0	9
F10 Missouri*	21	7-10	0-0	0-2	4	5	0	2	1	0	14
F13 @Auburn*	25	8-12	0-0	1-4	9	1	1	2	1	0	17
F16 @Miss. State*	34	9-16	0-0	2-5	10	2	1	3	1	0	20
F20 Georgia*	36	6-11	0-1	3-5	16	2	2	1	2	0	15
F23 @Florida*	34	12-13	0-0	3-5	7	4	2	1	1	0	27
F27 Kentucky*	33	6-13	0-0	3-3	8	4	1	1	1	1	15
M1 Tennessee*	25	7-8	0-0	0-0	7	3	0	0	1	1	14
M5 @Texas A&M*	19	4-6	0-0	3-3	2	5	0	2	0	0	11
M10 vs. Tennessee*	29	5-8	0-0	2-5	2	3	0	2	0	0	12

Jones' Overall Statistics at Vanderbilt

Year	GP	GS	Min	Avg	FG	FGA	Pct	3pt	3ptA	Pct	FT	FTA	Pct	Off	Def	Tot	Avg	PF	FO	Ast	TO	Blk	Stl	Pts	Avg
2013-14	31	28	803	25.9	138	254	.543	0	0	.000	73	134	.545	57	119	176	5.7	104	3	7	56	43	9	349	11.3
2014-15	35	34	1020	29.1	186	331	.562	1	5	.200	133	222	.599	76	151	227	6.5	89	1	26	76	70	20	506	14.5
2015-16	32	32	840	26.3	182	306	.595	0	3	.000	89	161	.553	72	150	222	6.9	104	7	38	65	52	8	453	14.2
TOTAL	98	94	2663	27.2	506	891	.568	1	8	.125	295	517	.571	205	420	625	6.4	297	11	71	197	165	37	1308	13.3

Jones' SEC Statistics at Vanderbilt

Year	GP	GS	Min	Avg	FG	FGA	Pct	3pt	3ptA	Pct	FT	FTA	Pct	Off	Def	Tot	Avg	PF	FO	Ast	TO	Blk	Stl	Pts	Avg
2013-14	18	18	525	29.2	82	160	.513	0	0	.000	46	77	.597	38	79	117	6.5	67	2	5	37	26	7	210	11.7
2014-15	18	17	529	29.4	88	165	.533	0	1	.000	50	98	.510	33	67	100	5.6	46	1	9	36	37	10	226	12.6
2015-16	18	18	478	26.6	108	172	.628	0	1	.000	48	84	.571	44	90	134	7.4	64	6	15	36	27	3	264	14.7
TOTAL	54	53	1532	28.4	278	497	.559	0	2	.000	144	259	.556	115	236	351	6.5	177	9	29	109	90	20	700	13.0

**CARTER JOSEPHS****14**Senior, Guard
6'0" 180 lbs.
San Antonio, Texas
Tom C. Clark HS**SEASON HIGHS****Points:** 2, 2x, last at Arkansas (1/5/16)**FG Made:** 1, vs. Detroit (12/2/15)**FG Atts:** 1, vs. Detroit (12/2/15)**3FG Made:****3FG Atts:****FT Made:** 2, at Arkansas (1/5/16)**FT Atts:** 5, at Arkansas (1/5/16)**Rebounds:** 3, at Arkansas (1/5/16)**Assists:** 4, 2x, last at Arkansas (1/5/16)**Turnovers:** 3, vs. Detroit (12/2/15)**Blocks:****Steals:** 2, vs. Detroit (12/2/15)**Minutes:** 11, vs. Austin Peay (11/13/15)**CAREER HIGHS****Points:** 2, 3x last at Arkansas (1/5/16)**FG Made:** 1, 2x, last vs. Detroit (12/2/15)**FG Atts:** 1, 3x, last vs. Detroit (12/2/15)**3FG Made:****3FG Atts:****FT Made:** 2, at Arkansas (1/5/16)**FT Atts:** 5, at Arkansas (1/5/16)**Rebounds:** 3, 2x, last at Arkansas (1/5/16)**Assists:** 9, at Auburn (2/22/14)**Turnovers:** 3, 2x, last vs. Detroit (12/2/15)**Blocks:****Steals:** 2, vs. Detroit (12/2/15)**Minutes:** 21, at Ole Miss (3/8/14)**JOSEPHS NOTEBOOK**

- ✪ Made first start of the season and second of his career on senior night vs. Tennessee.
- ✪ Played a season-high 18 minutes at Arkansas - tied career-high with two points and three rebounds. Also dished out four assists.
- ✪ Played season-high 13 minutes vs. South Carolina in 2014-15 - dished out four assists.
- ✪ Walk-on guard from San Antonio, Texas...Played at Tom C. Clark High School...Played in 20 games as a sophomore in 2013-14.
- ✪ Did not score in 2013-14, but averaged 1.1 assists and 0.3 rebounds per game
- ✪ Played significant minutes in the team's last six games of 2013-14, averaging 16.3 minutes per game.
- ✪ Made first career start at Ole Miss in 2014.
- ✪ Helped the Commodores to a win at Auburn on February 22, playing 16 minutes and dishing out nine assists.
- ✪ Played 20 minutes against number one Florida, where he grabbed a career-high three rebounds and also adding two assists and a steal.
- ✪ Was his high school team's captain and defensive MVP in 2011-12, where he averaged 7.8 points, 5.2 assists, and 3.7 rebounds per game.
- ✪ Academically, he was a member of the National Honor Society and the Spanish National Honor Society, was a National Achievement Scholar Semifinalist, and won the Clark Principal's Award from 2009-12.
- ✪ Double majoring in Computer Science and Economics.
- ✪ Advice to youngsters: "Work harder than everyone else."

JOSEPHS GAME-BY-GAME (SENIOR)

Opponent	M	FG-A	3P-A	FT-A	Reb	PF	A	T	B	S	PTS
N13 Austin Peay	11	0-0	0-0	0-0	0	0	1	0	0	0	0
N16 Gardner-Webb	5	0-0	0-0	0-0	1	1	1	0	0	0	0
N19 Stony Brook	DNP										
N23 vs. St. Johns	7	0-0	0-0	0-0	0	0	0	1	0	0	0
N24 vs. Wake Forest	3	0-0	0-0	0-0	0	0	1	0	0	0	0
N25 vs. Kansas	DNP										
D2 Detroit	8	1-1	0-0	0-0	1	1	3	3	0	2	2
D6 @Baylor	DNP										
D9 Dayton	DNP										
D19 Wofford	8	0-0	0-0	0-0	1	0	4	0	0	0	0
D22 @Purdue	1	0-0	0-0	0-0	0	0	0	0	0	0	0
D30 W. Michigan	2	0-0	0-0	0-0	1	0	1	0	0	0	0
J2 LSU	DNP										
J5 @Arkansas	18	0-0	0-0	2-5	3	0	4	2	0	0	2
J9 @S. Carolina	1	0-0	0-0	0-0	0	0	0	0	0	0	0
J12 Auburn	1	0-0	0-0	0-0	0	0	0	0	0	0	0
J16 Alabama	1	0-0	0-0	0-0	0	0	0	0	0	0	0
J20 @Tennessee	1	0-0	0-0	0-0	0	0	0	0	0	0	0
J23 @Kentucky	2	0-0	0-0	0-0	0	0	0	0	0	0	0
J26 Florida	9	0-0	0-0	0-0	0	1	0	0	0	0	0
J30 @Texas	8	0-0	0-0	0-0	0	0	0	1	0	0	0
F4 Texas A&M	DNP										
F6 @Ole Miss	DNP										
F10 Missouri	1	0-0	0-0	0-0	0	0	0	0	0	0	0
F13 @Auburn	4	0-0	0-0	0-0	0	1	1	0	0	0	0
F16 @Miss. State	DNP										
F20 Georgia	0+	0-0	0-0	0-0	0	0	0	0	0	0	0
F23 @Florida	1	0-0	0-0	0-0	0	1	0	0	0	0	0
F27 Kentucky	1	0-0	0-0	0-0	0	0	0	0	0	0	0
M1 Tennessee*	5	0-0	0-0	0-0	0	1	0	0	0	0	0
M5 @Texas A&M	DNP										
M10 vs. Tennessee	DNP										

Josephs' Overall Statistics at Vanderbilt

Year	GP	GS	Min	Avg	FG	FGA	Pct	3FG	3FGA	Pct	FT	FTA	Pct	Off	Def	Tot	Avg	PF	FO	Ast	TO	Blk	Stl	Pts	Avg
2012-13	6	0	6	1.0	1	1	1.000	0	0	.000	0	0	.000	0	0	0	0.0	1	0	0	0	0	0	2	0.3
2013-14	20	1	160	8.0	0	1	.000	0	0	.000	0	1	.000	0	7	7	0.4	17	0	22	8	0	6	0	0.0
2014-15	13	0	52	4.0	0	0	.000	0	0	.000	0	2	.000	0	5	5	0.4	7	0	8	3	0	0	0	0.0
2015-16	22	1	98	4.5	1	1	1.000	0	0	.000	2	5	.400	1	6	7	0.3	6	0	16	7	0	2	4	0.2
TOTAL	61	2	316	5.2	2	3	.667	0	0	.000	2	8	.250	1	18	19	0.3	31	0	46	18	0	8	6	0.1

Josephs' SEC Statistics at Vanderbilt

Year	GP	GS	Min	Avg	FG	FGA	Pct	3FG	3FGA	Pct	FT	FTA	Pct	Off	Def	Tot	Avg	PF	FO	Ast	TO	Blk	Stl	Pts	Avg
2012-13	2	0	2	1.0	1	1	1.000	0	0	.000	0	0	.000	0	0	0	0.0	1	0	0	0	0	0	2	1.0
2013-14	14	1	127	9.1	0	1	.0020	0	0	.000	0	0	.000	0	6	6	0.4	15	0	21	5	0	5	0	0.0
2014-15	6	0	39	6.5	0	0	.000	0	0	.000	0	0	.000	0	4	4	0.7	6	0	8	0	0	0	0	0.0
2015-16	13	1	45	3.5	0	0	.000	0	0	.000	2	5	.400	1	2	3	0.2	4	0	5	2	0	0	2	0.2
TOTAL	35	2	213	6.1	1	2	.500	0	0	.000	2	5	.400	1	12	13	0.4	26	0	34	7	0	5	4	0.1



CAMRON JUSTICE

O

Freshman, Guard
6'3" 180 lbs.
Hindman, Ky.
Knott County Central HS

SEASON HIGHS

Points: 12, at Tennessee (1/20/16)
FG Made: 4, 2x, last at Tennessee (1/20/16)
FG Atts: 7, 3x, last at Auburn (2/13/16)
3FG Made: 4, at Tennessee (1/20/16)
3FG Atts: 7, at Tennessee (1/20/16)
FT Made: 2, 2x, last vs. Kansas (11/25/15)
FT Atts: 2, 2x, last vs. Kansas (11/25/15)
Rebounds: 4, vs. LSU (1/2/16)
Assists: 2, vs. St. Johns (11/23/15)
Turnovers: 2, vs. St. Johns (11/23/15)
Blocks:
Steals: 2, 2x, last vs. Kansas (11/25/15)
Minutes: 23, vs. Wake Forest (11/24/15)

CAREER HIGHS

Points: 12, at Tennessee (1/20/16)
FG Made: 4, 2x, last at Tennessee (1/20/16)
FG Atts: 7, 3x, last at Auburn (2/13/16)
3FG Made: 4, at Tennessee (1/20/16)
3FG Atts: 7, at Tennessee (1/20/16)
FT Made: 2, 2x, last vs. Kansas (11/25/15)
FT Atts: 2, 2x, last vs. Kansas (11/25/15)
Rebounds: 4, vs. LSU (1/2/16)
Assists: 2, vs. St. Johns (11/23/15)
Turnovers: 2, vs. St. Johns (11/23/15)
Blocks:
Steals: 2, 2x, last vs. Kansas (11/25/15)
Minutes: 23, vs. Wake Forest (11/24/15)

MISCELLANEOUS

JUSTICE NOTEBOOK

- ✦ Scored a career-high 12 points on a career-best four made threes at Tennessee.
- ✦ Returned to action against Western Michigan after being sidelined with a groin injury for five games.
- ✦ Scored career-high 11 points vs. St. Johns in first game of Maui Jim Maui Invitational.
- ✦ Helped lead his Knott County Central team to its third consecutive Sweet 16 appearance in the spring of 2014.
- ✦ As a senior in 2015, he was named the Gatorade Player of the Year and Mr. Basketball for the state of Kentucky after averaging 28.5 points, 6.2 assists, 5.2 rebounds, and 2.4 steals per game.
- ✦ A two-time First Team All-State selection by The Louisville Courier-Journal and Lexington Herald-Leader, he shot 53.9 percent from the field, 42.3 percent from 3-point range and 84.7 percent from the free-throw line as a senior.
- ✦ Justice was the third-leading scorer (3,588 points) in Kentucky history and ranked third in three-pointers (393). Only Kelly Coleman of Wayland High School (1953-56, 4,337 points) and Charlie Osborne of Flat Gap High School (1953-57, 3,647 points) have scored more points.
- ✦ Named a McDonald's and Parade All-American.
- ✦ Plans to major in Economics...Has one brother, Caleb

JUSTICE GAME-BY-GAME (FRESHMAN)

Opponent	M	FG-A	3P-A	FT-A	Reb	PF	A	T	B	S	PTS
N13 Austin Peay	15	2-3	2-3	2-2	2	2	1	1	0	0	8
N16 Gardner-Webb	17	1-4	1-1	0-0	0	2	0	0	0	2	3
N19 Stony Brook	9	1-2	0-1	0-0	1	0	0	0	0	0	2
N23 vs. St. Johns	18	4-7	3-6	0-0	3	1	2	2	0	0	11
N24 vs. Wake Forest	23	1-2	0-1	0-0	2	3	0	0	0	1	2
N25 vs. Kansas	19	3-6	1-4	2-2	3	0	0	1	0	2	9
D2 Detroit	DNP										
D6 @Baylor	DNP										
D9 Dayton	DNP										
D19 Wofford	DNP										
D22 @Purdue	DNP										
D30 W. Michigan	9	1-5	1-4	0-0	0	1	0	0	0	0	3
J2 LSU	19	2-3	1-2	0-0	4	3	0	1	0	0	5
J5 @Arkansas	2	0-0	0-0	0-0	0	0	0	0	0	0	0
J9 @S. Carolina	4	0-1	0-1	0-0	11	0	0	0	0	0	0
J12 Auburn	9	0-2	0-1	0-0	1	3	1	1	0	0	0
J16 Alabama	5	0-1	0-1	1-2	0	0	0	0	0	0	1
J20 @Tennessee	15	4-7	4-7	0-0	1	2	1	1	0	1	12
J23 @Kentucky	7	0-3	0-1	0-0	1	1	1	1	0	0	0
J26 Florida	1	0-0	0-0	0-0	0	0	0	1	0	0	1
J30 @Texas	8	0-1	0-1	0-0	0	1	1	1	0	1	0
F4 Texas A&M	8	1-3	1-3	0-0	0	0	0	1	0	0	3
F6 @Ole Miss	15	0-3	0-2	0-0	4	3	0	0	0	0	0
F10 Missouri	6	0-3	0-2	0-0	0	1	0	0	0	0	0
F13 @Auburn	9	3-7	1-3	0-0	2	1	1	0	0	1	7
F16 @Miss. State	DNP										
F20 Georgia	7	2-2	2-2	0-0	0	0	0	1	0	0	6
F23 @Florida	2	0-0	0-0	0-0	0	1	0	0	0	0	0
F27 Kentucky	0+	0-0	0-0	0-0	0	0	0	0	0	0	0
M1 Tennessee	14	3-5	2-4	0-0	0	1	0	0	0	0	8
M5 @Texas A&M	13	3-5	2-4	0-0	1	1	0	1	0	0	8
M10 vs. Tennessee	1	0-0	0-0	0-0	0	1	1	0	0	0	0

Justice's Overall Statistics at Vanderbilt

Year	GP	GS	Min	Avg	FG	FGA	Pct	3FG	3FGA	Pct	FT	FTA	Pct	Off	Def	Tot	Avg	PF	FO	Ast	TO	Blk	Stl	Pts	Avg
2015-16	26	0	255	9.8	31	75	.413	21	54	.389	5	6	.833	2	25	27	1.0	28	0	9	14	0	9	88	3.4
TOTAL	26	0	255	9.8	31	75	.413	21	54	.389	5	6	.833	2	25	27	1.0	28	0	9	14	0	9	88	3.4

Justice's SEC Statistics at Vanderbilt

Year	GP	GS	Min	Avg	FG	FGA	Pct	3FG	3FGA	Pct	FT	FTA	Pct	Off	Def	Tot	Avg	PF	FO	Ast	TO	Blk	Stl	Pts	Avg
2015-16	17	0	136	8.0	18	45	.400	13	33	.394	1	2	.500	1	15	16	0.9	17	0	4	9	0	3	50	2.9
TOTAL	17	0	136	8.0	18	45	.400	13	33	.394	1	2	.500	1	15	16	0.9	17	0	4	9	0	3	50	2.9



LUKE KORNET

3

Junior, Forward
7'1" 240 lbs.
Lantana, Texas
Liberty Christian HS

SEASON HIGHS

Points: 20, at Ole Miss (2/6/16)
FG Made: 7, at Ole Miss (2/6/16)
FG Atts: 17, at Ole Miss (2/6/16)
3FG Made: 4, vs. TAMU (2/4/16)
3FG Atts: 9, at S. Carolina (1/9/16)
FT Made: 4, 3x, last at Ole Miss (2/6/16)
FT Atts: 6, at Tennessee (1/20/16)
Rebounds: 14, at Tennessee (1/20/16)
Assists: 3, 3x, last at Arkansas (1/5/16)
Turnovers: 4, at Arkansas (1/5/16)
Blocks: 10, vs. Auburn (1/12/16)
Steals: 1, 3x, last vs. Kansas (11/25/15)
Minutes: 37, 3x, last vs. Kentucky (2/27/16)

CAREER HIGHS

Points: 24, vs. Tennessee State (11/23/14)
FG Made: 10, vs. Tennessee State (11/23/14)
FG Atts: 17, at Ole Miss (2/6/16)
3FG Made: 5, at Tennessee (2/26/15)
3FG Atts: 9, at S. Carolina (1/9/16)
FT Made: 4, 5x, last at Ole Miss (2/6/16)
FT Atts: 6, 2x, last at Tennessee (1/20/16)
Rebounds: 14, at Tennessee (1/20/16)
Assists: 4, 2x, last vs. South Carolina (2/7/15)
Turnovers: 4, 2x, last at Arkansas (1/5/16)
Blocks: 10, vs. Auburn (1/12/16)
Steals: 3, vs. Miss. State (2/1/14)
Minutes: 37, 3x, last vs. Kentucky (2/27/16)

MISCELLANEOUS

	2015-16	Career
Double-Digit Pts.	11	32
3+ Threes	1	8
4+ Blocks	12	14

KORNET NOTEBOOK

- ✪ Scored season-high 20 points at Ole Miss. Also made a season-best seven field goals.
- ✪ 4th in the nation in blocked shots, averaging 3.04 blocks per game. He is fifth in the program's history in career blocks per game (1.49) and is fourth in total blocks (137).
- ✪ In a single season, Kornet's 82 blocks ranks second in program history, and his 3.04 average is the best in a single season. Has had 12 games with four or more blocks this season, and has 16 blocks in last three games.
- ✪ Notched the program's second triple double with 11 points, 11 rebounds, and 10 blocks vs. Auburn. It was the program's first triple-double with blocks. Brad Tinsley had the other triple double when he registered 11 points, 10 rebounds, and 10 assists in a win over Presbyterian on November 12, 2010.
- ✪ The 10 blocks set a new Vanderbilt program single-game record - the previous best was seven by Will Perdue (vs. East Carolina, 12/28/87), Festus Ezeli (at Georgia, 2/16/11) and Damian Jones (at South Carolina, 2/13/14).
- ✪ Averaged 11.7 ppg in three games in Maui - scored 14 points vs. Kansas with four blocks.
- ✪ Made career-high five threes and scored 21 points at Tennessee in 2015.
- ✪ Scored in double figures in 18 games as a sophomore and made three or more threes in six games.
- ✪ Scored 22 points vs. LSU off the bench, a career-high in SEC games. He was 9-13 from the floor.
- ✪ Scored career-high 24 points on 10-11 shooting vs. Tenn. State... He tied the Memorial Gym record for FG% held by Jeffrey Taylor, who was also 10-11 from the floor vs. Tennessee State on December 19, 2009.
- ✪ Played in 30 games and started two as a true freshman; averaged 4.0 points, 2.3 rebounds, and 0.8 assists per game in 2013-14; Scored in double-figures in three games.
- ✪ Grew seven inches in his senior season in high school and then two more when he arrived on campus.
- ✪ Son of Frank Kornet, a former Vanderbilt basketball standout of his own from 1986-89.
- ✪ Averaged 15.0 points, 8.0 rebounds, 3.0 blocks, and 3.0 steals at Liberty Christian School in Argyle, Texas.
- ✪ Team was a state finalist in 2013, and were District TAPPS 5A-1 Champions in 2013.
- ✪ Named to TAPPS 5A First Team All-State in 2012-13, and was an honorable all-state selection in 2011-12.
- ✪ Named to TAPPS 5A-1 First Team All-District team in 2011-12 and 2012-13...Denton Record Chronicle Defensive Player of the Area in 2012-13...Selected to the 2013 TAPPS State All-Tournament Team, and was also a member of the 2012 and 2013 Academic All-State Team.
- ✪ Advice to youngsters: "Your life is a gift from God, so do everything possible to give back to Him."

KORNET GAME-BY-GAME (JUNIOR)

Opponent	M	FG-A	3P-A	FT-A	Reb	PF	A	T	B	S	PTS
N13 Austin Peay*	26	5-9	0-2	3-5	13	1	3	1	4	0	13
N16 Gardner-Webb*	12	3-5	0-2	4-4	1	1	0	0	1	1	10
N19 Stony Brook	29	3-13	0-5	3-4	6	2	1	0	3	0	9
N23 vs. St. Johns*	23	6-10	0-3	1-3	7	1	3	0	2	0	13
N24 vs. Wake Forest*	14	4-10	0-1	0-0	6	4	0	1	2	1	8
N25 vs. Kansas*	29	5-12	2-7	2-2	4	1	1	1	4	1	14
D2 Detroit*	16	1-1	0-0	0-0	11	2	1	0	5	0	2
D6 @Baylor*	18	2-4	1-2	2-2	4	4	1	2	1	0	7
D9 Dayton	DNP										
D19 Wofford	DNP										
D22 @Purdue	DNP										
D30 W. Michigan	DNP										
J2 LSU	DNP										
J5 @Arkansas	28	3-4	2-3	3-4	8	2	3	4	1	0	11
J9 @S. Carolina*	32	2-9	2-9	2-2	4	2	0	2	4	0	8
J12 Auburn*	37	4-8	2-3	1-4	11	3	2	3	10	0	11
J16 Alabama*	32	3-8	0-2	2-5	6	5	2	0	1	1	8
J20 @Tennessee*	30	3-8	0-0	4-6	14	4	3	1	5	0	10
J23 @Kentucky*	22	2-8	1-3	2-2	7	2	2	2	0	0	7
J26 Florida*	27	1-5	0-1	2-5	9	3	0	4	6	1	4
J30 @Texas*	32	1-7	1-4	2-2	3	3	3	0	1	1	5
F4 Texas A&M*	28	5-8	4-6	0-0	9	3	1	2	1	1	14
F6 @Ole Miss*	37	7-17	2-6	4-5	9	2	4	2	1	2	20
F10 Missouri*	28	6-10	1-3	0-0	12	4	2	2	5	0	13
F13 @Auburn*	26	2-6	1-3	0-0	7	0	1	1	2	0	5
F16 @Miss. State*	18	2-5	1-3	1-1	5	4	0	1	2	0	6
F20 Georgia*	35	4-10	1-5	2-3	4	2	2	0	1	2	11
F23 @Florida*	23	2-6	1-4	4-4	5	4	1	0	4	0	9
F27 Kentucky*	37	3-8	1-3	1-2	11	1	1	0	0	0	8
M1 Tennessee*	29	2-4	0-1	3-4	7	1	1	1	5	1	7
M5 @Texas A&M*	31	1-8	0-4	0-0	4	4	1	1	6	1	2
M10 vs. Tennessee*	36	2-3	2-3	0-0	8	1	2	0	5	1	6

Kornet's Overall Statistics at Vanderbilt

Year	GP	GS	Min	Avg	FG	FGA	Pct	3FG	3FGA	Pct	FT	FTA	Pct	Off	Def	Tot	Avg	PF	FO	Ast	TO	Blk	Stl	Pts	Avg
2013-14	30	2	460	15.3	45	131	.344	21	89	.236	8	15	.533	19	49	68	2.3	34	0	23	21	17	9	119	4.0
2014-15	35	14	756	21.6	106	214	.495	50	125	.400	42	55	.764	32	88	120	3.4	67	1	37	41	38	7	304	8.7
2015-16	27	24	735	27.2	84	206	.408	25	88	.284	48	69	.696	49	146	195	7.2	67	1	41	31	82	14	241	8.9
TOTAL	92	40	1951	21.2	235	551	.426	96	302	.318	98	139	.705	100	283	383	4.2	168	2	101	93	137	30	664	7.2

Kornet's SEC Statistics at Vanderbilt

Year	GP	GS	Min	Avg	FG	FGA	Pct	3FG	3FGA	Pct	FT	FTA	Pct	Off	Def	Tot	Avg	PF	FO	Ast	TO	Blk	Stl	Pts	Avg
2013-14	18	1	279	15.5	24	78	.308	12	57	.211	4	9	.444	10	29	39	2.2	16	0	13	13	10	7	64	3.6
2014-15	18	4	401	22.3	56	119	.471	28	72	.389	21	25	.840	14	44	58	3.2	32	1	22	19	15	5	161	8.9
2015-16	17	15	500	29.4	52	132	.394	19	59	.322	31	47	.660	29	103	132	7.8	47	1	26	26	54	9	154	9.1
TOTAL	53	20	1180	22.3	132	329	.401	59	188	.314	56	81	.691	53	176	229	4.3	95	2	61	58	79	21	379	7.2



RILEY LACHANCE

13

Sophomore, Guard
6'2" 182 lbs.
Brookfield, Wis.
Brookfield HS

SEASON HIGHS

Points: 18, vs. Alabama (1/16/16)
FG Made: 6, at S. Carolina (1/9/16)
FG Atts: 16, at S. Carolina (1/9/16)
3FG Made: 5, vs. Alabama (1/16/16)
3FG Atts: 7, 3x, last at Tennessee (1/20/16)
FT Made: 3, 2x, last vs. Alabama (1/16/16)
FT Atts: 4, vs. LSU (1/2/16)
Rebounds: 5, 2x, last vs. Auburn (1/12/16)
Assists: 6, vs. Gardner-Webb (11/16/15)
Turnovers: 4, at Ole Miss (2/6/16)
Blocks: 1, vs. Stony Brook (11/19/15)
Steals: 3, 2x, last vs. LSU (1/2/16)
Minutes: 40, at Arkansas (1/5/16)

CAREER HIGHS

Points: 26, 2x, last vs. W. Carolina (12/16/14)
FG Made: 9, vs. Purdue (12/13/14)
FG Atts: 18, at Florida (2/18/15)
3FG Made: 5, 3x, last vs. Alabama (1/16/16)
3FG Atts: 9, 2x, last at Ole Miss (3/7/15)
FT Made: 5, 2x, last vs. W. Carolina (12/16/14)
FT Atts: 5, 4x, last vs. Georgia (1/14/15)
Rebounds: 9, vs. Missouri (2/21/15)
Assists: 8, at Ole Miss (3/7/15)
Turnovers: 5, vs. Florida (2/3/15)
Blocks: 1, 2x, last vs. Stony Brook (11/19/15)
Steals: 5, vs. Penn (12/22/14)
Minutes: 42, 2x, last vs. Tennessee (2/11/15)

MISCELLANEOUS

	2015-16	Career
Double-Digit Pts.	10	34
20+ Point games	-	3

LACHANCE NOTEBOOK

- ✪ Scored double figures in 10 games this season.
- ✪ Tallied season-high 18 points vs. Alabama and tied a career-best with five threes.
- ✪ Scored 13 points, had six assists, and four assists vs. Gardner-Webb; also scored 13 points vs. Stony Brook.
- ✪ Named to preseason All-SEC 2nd Team by league coaches.
- ✪ Named to the SEC All-Freshman team in 2015; SEC freshman leader in points scored in all games and second in threes made.
- ✪ Third on Vanderbilt's single-season freshman scoring list with 429 points - one of only four Vanderbilt freshman to ever eclipse 400-point barrier.
- ✪ Seventh in threes made (2.1) and eighth in minutes (33.3) last season. Second amongst freshmen in SEC in threes made behind teammate Matthew Fisher-Davis.
- ✪ Captured four SEC Freshmen of the Week honors this season. The four freshman honors is a new program record.
- ✪ Scored in double figures in 24 games in 2014-15, scored 20 or more points in four contests.
- ✪ Ended freshman season with 102 assists, third on the freshman single-season list.
- ✪ Scored 19 points and dished out career-best eight assists in win at Ole Miss.
- ✪ Had a career-high nine rebounds vs. Missouri.
- ✪ Scored a career-high 26 points in win over Purdue and 26 vs. Western Carolina.
- ✪ 6'2 guard who lead his Brookfield Central High School team in Wisconsin to a 24-1 record as a senior when he averaged 23.0 points and 2.6 assists per game...Left Brookfield as the school's all-time leading scorer (1,643 points).
- ✪ Was voted the top point guard in the state of Wisconsin by Wisconsin Hoops, and was the Player of the Year for Waukesha County.
- ✪ Also Brookfield's single-season scoring leader with 543 points, and the all-time leader in steals with 188.
- ✪ Major is Human and Organizational Development.

LACHANCE GAME-BY-GAME (SOPHOMORE)

Opponent	M	FG-A	3P-A	FT-A	Reb	PF	A	T	B	S	PTS
N13 Austin Peay*	17	3-7	1-3	0-0	2	0	4	0	0	1	7
N16 Gardner-Webb*	27	4-7	3-5	2-2	4	2	6	3	0	3	13
N19 Stony Brook*	38	5-8	2-4	1-2	1	2	3	1	1	0	13
N23 vs. St. Johns*	21	3-6	1-4	0-0	0	2	3	0	0	0	7
N24 vs. Wake Forest*	26	4-9	1-3	0-0	0	3	6	1	0	1	9
N25 vs. Kansas*	27	3-7	1-3	0-0	4	4	1	1	0	0	7
D2 Detroit*	28	3-7	2-4	2-2	5	1	5	0	0	1	10
D6 @Baylor*	37	2-8	1-4	2-2	1	0	1	1	0	0	7
D9 Dayton*	36	4-10	3-6	0-0	3	4	1	3	0	0	11
D19 Wofford*	29	2-4	2-2	0-0	0	2	1	2	0	0	6
D22 @Purdue*	27	0-6	0-3	0-0	2	2	2	0	0	0	0
D30 W. Michigan*	27	5-12	2-7	2-2	3	1	5	1	0	0	14
J2 LSU*	33	4-12	1-4	3-4	2	5	2	3	0	3	12
J5 @Arkansas*	40	3-10	2-5	2-3	2	4	2	2	0	0	10
J9 @S. Carolina*	34	6-16	3-7	0-0	4	3	1	1	0	1	15
J12 Auburn*	35	5-9	3-4	0-0	5	1	1	2	0	1	13
J16 Alabama*	35	5-8	5-6	3-3	1	2	1	0	0	0	18
J20 @Tennessee*	27	0-9	0-7	2-2	3	3	5	3	0	2	2
J23 @Kentucky*	21	1-5	1-3	0-0	1	1	1	1	0	0	3
J26 Florida	24	0-1	0-1	0-0	4	3	3	5	0	1	0
J30 @Texas	29	3-6	1-2	0-0	3	4	4	2	0	0	7
F4 Texas A&M	21	2-9	1-5	0-0	3	0	4	2	0	1	5
F6 @Ole Miss	25	2-4	2-4	1-2	3	2	3	4	0	2	7
F10 Missouri	17	1-4	0-3	2-3	1	1	0	1	0	0	4
F13 @Auburn	19	2-8	0-4	0-0	4	1	2	0	0	1	4
F16 @Miss. State	12	0-3	0-1	2-4	1	0	1	0	0	0	2
F20 Georgia	5	0-3	0-2	0-0	2	0	1	0	0	0	0
F23 @Florida	19	1-3	1-1	0-0	1	1	1	2	0	0	3
F27 Kentucky	12	0-1	0-0	1-2	1	2	2	0	0	0	1
M1 Tennessee	10	0-1	0-0	0-0	1	1	3	1	0	1	0
M5 @Texas A&M	28	3-9	3-7	0-0	6	1	3	0	0	0	9
M10 vs. Tennessee	11	0-6	0-2	0-0	3	0	1	1	0	1	0

LaChance's Overall Statistics at Vanderbilt

Year	GP	GS	Min	Avg	FG	FGA	Pct	3FG	3FGA	Pct	FT	FTA	Pct	Off	Def	Tot	Avg	PF	FO	Ast	TO	Blk	Stl	Pts	Avg
2014-15	35	35	1166	33.3	147	337	.436	66	173	.382	69	79	.873	10	100	110	3.1	46	0	102	47	1	25	429	12.3
2015-16	32	19	797	24.9	76	218	.349	42	116	.362	25	33	.758	11	66	77	2.4	58	1	79	43	1	20	219	6.8
TOTAL	67	54	1963	29.3	223	555	.402	108	289	.374	94	112	.839	21	166	187	2.8	104	1	181	90	2	45	648	9.7

LaChance's SEC Statistics at Vanderbilt

Year	GP	GS	Min	Avg	FG	FGA	Pct	3FG	3FGA	Pct	FT	FTA	Pct	Off	Def	Tot	Avg	PF	FO	Ast	TO	Blk	Stl	Pts	Avg
2014-15	18	18	622	34.6	73	177	.412	35	91	.385	38	45	.844	6	56	62	3.4	27	0	54	29	0	10	219	12.2
2015-16	18	7	417	23.2	35	115	.304	22	64	.344	16	23	.696	6	40	46	2.6	31	1	36	27	0	13	108	6.0
TOTAL	36	25	1039	28.9	108	292	.370	57	155	.368	54	68	.794	12	96	108	3.0	58	1	90	56	0	23	327	9.1



PHILLIP MCGLOIN

20

Sophomore, Guard
6'1" 183 lbs.
Washington, D.C.
Mercersburg Academy

SEASON HIGHS

Points: 3, 2x, last vs. Wofford (12/19/15)
FG Made: 1, 3x, last vs. Wofford (12/19/15)
FG Atts: 2, 2x, last vs. Wofford (12/19/15)
3FG Made: 1, 2x, last vs. Wofford (12/19/15)
3FG Atts: 1, 3x, last vs. Wofford (12/19/15)
FT Made: 2, vs. St. John's (11/23/15)
FT Atts: 2, 2x, last vs. St. John's (11/23/15)
Rebounds: 2, vs. Wake Forest (11/24/15)
Assists:
Turnovers:
Blocks:
Steals:
Minutes: 5, vs. Detroit (12/2/15)

CAREER HIGHS

Points: 3, 2x, last vs. Wofford (12/19/15)
FG Made: 1, 3x, last vs. Wofford (12/19/15)
FG Atts: 2, 2x, last vs. Wofford (12/19/15)
3FG Made: 1, 2x, last vs. Wofford (12/19/15)
3FG Atts: 1, 3x, last vs. Wofford (12/19/15)
3FG Atts: 1, 2x, last vs. Detroit (12/2/15)
FT Made: 2, vs. St. John's (11/23/15)
FT Atts: 2, 2x, last vs. St. John's (11/23/15)
Rebounds: 2, 2x, last vs. Wake Forest (11/24/15)
Assists: 1, vs. Missouri (2/21/15)
Turnovers: 2, vs. Penn (12/22/14)
Blocks:
Steals:
Minutes: 5, vs. Detroit (12/2/15)

MISCELLANEOUS

MCGLOIN NOTEBOOK

- ✪ Played in 11 games this season.
- ✪ Scored first points of his career in win over Gardner-Webb; also scored three points vs. Wofford.
- ✪ Made first appearance of his career in 2014 in final seconds of win over Purdue.
- ✪ Made the team as a walk-on in October of 2014.
- ✪ Played at Sidwell Friends in Washington, D.C., where his team won two Mid-Atlantic Conference championships and he was named an All-MAC first-team selection in his senior season.
- ✪ Averaged 19.5 points, 6.0 assists, and 5.5 rebounds per game with the Quakers.
- ✪ Member of the School Senate at Sidwell Friends and also named a National Achievement Scholar.
- ✪ Plans to major in Environmental Engineering.

MCGLOIN'S GAME-BY-GAME (SOPHOMORE)

Opponent	M	FG-A	3P-A	FT-A	Reb	PF	A	T	B	S	PTS
N13 Austin Peay	1	0-1	0-0	0-0	0	0	0	0	0	0	0
N16 Gardner-Webb	2	1-1	1-1	1-2	1	1	0	0	0	0	3
N19 Stony Brook	DNP										
N23 vs. St. Johns	2	0-0	0-0	2-2	0	0	0	0	0	0	2
N24 vs. Wake Forest	2	0-2	0-1	0-0	2	0	0	0	0	0	0
N25 vs. Kansas	DNP										
D2 Detroit	5	1-2	0-1	0-0	0	2	0	0	0	0	2
D6 @Baylor	DNP										
D9 Dayton	DNP										
D19 Wofford	1	1-2	1-2	0-0	0	0	0	0	0	0	3
D22 @Purdue	DNP										
D30 W. Michigan	1	0-0	0-0	0-0	0	1	0	0	0	0	0
J2 LSU	DNP										
J5 @Arkansas	DNP										
J9 @S. Carolina	DNP										
J12 Auburn	DNP										
J16 Alabama	DNP										
J20 @Tennessee	DNP										
J23 @Kentucky	DNP										
J26 Florida	DNP										
J30 @Texas	DNP										
F4 Texas A&M	DNP										
F6 @Ole Miss	DNP										
F10 Missouri	DNP										
F13 @Auburn	2	0-1	0-1	0-0	1	0	0	0	0	0	0
F16 @Miss. State	DNP										
F20 Georgia	DNP										
F23 @Florida	0+	0-0	0-0	0-0	0	0	0	0	0	0	0
F27 Kentucky	1	0-0	0-0	0-0	0	0	0	0	0	0	0
M1 Tennessee	1	0-0	0-0	0-0	0	0	0	0	0	0	0
M5 @Texas A&M	DNP										
M10 vs. Tennessee	DNP										

McGloin's Overall Statistics at Vanderbilt

Year	GP	GS	Min	Avg	FG	FGA	Pct	3FG	3FGA	Pct	FT	FTA	Pct	Off	Def	Tot	Avg	PF	FO	Ast	TO	Blk	Stl	Pts	Avg
2014-15	5	0	5	1.0	0	1	.000	0	1	.000	0	0	.000	0	3	3	0.6	0	0	1	3	0	0	0	0.0
2015-16	11	0	18	1.6	3	9	.333	2	6	.333	3	4	.750	0	4	4	0.4	2	0	0	0	0	0	11	1.0
TOTAL	16	0	23	1.4	3	10	.300	2	7	.286	3	4	.750	0	7	7	0.4	2	0	1	3	0	0	11	0.7

McGloin's SEC Statistics at Vanderbilt

Year	GP	GS	Min	Avg	FG	FGA	Pct	3FG	3FGA	Pct	FT	FTA	Pct	Off	Def	Tot	Avg	PF	FO	Ast	TO	Blk	Stl	Pts	Avg
2014-15	2	0	2	1.0	0	0	.000	0	0	.000	0	0	.000	0	1	1	0.5	0	0	1	1	0	0	0	0.0
2015-16	4	0	4	1.0	0	1	.000	0	1	.000	0	0	.000	0	1	1	0.3	0	0	0	0	0	0	0	0.0
TOTAL	6	0	6	1.0	0	1	.000	0	1	.000	0	0	.000	0	2	2	0.3	0	0	1	1	0	0	0	0.0



JEFF ROBERSON

11

Sophomore, Forward
6'6" 220 lbs.
Houston, Texas
The Kinkaid School

SEASON HIGHS

Points: 20, vs. Texas A&M (2/4/16)
FG Made: 8, vs. Texas A&M (2/4/16)
FG Atts: 13, vs. Kentucky (2/27/16)
3FG Made: 3, 2x, last vs. Texas A&M (2/4/16)
3FG Atts: 4, 2x, last vs. Texas A&M (2/4/16)
FT Made: 8, vs. Georgia (2/20/16)
FT Atts: 9, vs. Georgia (2/20/16)
Rebounds: 13, vs. St. John's (11/23/15)
Assists: 5, vs. Alabama (1/16/16)
Turnovers: 4, at Baylor (12/6/15)
Blocks: 2, 2x, last at Miss. State (2/16/16)
Steals: 2, 2x, last vs. Alabama (1/16/16)
Minutes: 39, at Miss. State (2/16/16)

CAREER HIGHS

Points: 20, vs. Texas A&M (2/4/16)
FG Made: 8, vs. Texas A&M (2/4/16)
FG Atts: 13, vs. Kentucky (2/27/16)
3FG Made: 3, 2x, last vs. Texas A&M (2/4/16)
3FG Atts: 4, 2x, last vs. Texas A&M (2/4/16)
FT Made: 8, vs. Georgia (2/20/16)
FT Atts: 9, vs. Georgia (2/20/16)
Rebounds: 13, vs. St. John's (11/23/15)
Assists: 5, vs. Alabama (1/16/16)
Turnovers: 4, 4x, last at Baylor (12/6/15)
Blocks: 2, 3x, last at Miss. State (2/16/16)
Steals: 2, 5x, last vs. Alabama (1/16/16)
Minutes: 39, at Miss. State (2/16/16)

MISCELLANEOUS

	2015-16	Career
Double-Digit Pts.	18	21
10+ Rebounds	5	5
Double-Doubles	5	5

ROBERSON NOTEBOOK

- ✱ Averaged 11.0 points and 5.7 rebounds in conference play this season. Scored 16 points and had 8 rebounds in game vs. Kentucky. Scored in double figures in five of last seven games.
- ✱ Scored 18 points and had 10 rebounds in win at Florida, his fifth double-double of the season and his career.
- ✱ Third in the SEC in all games in free throw percentage (.840); second in league games only (.877).
- ✱ Scored a career-high 20 points in win over Texas A&M - was 8-10 from the floor and 3-4 from three.
- ✱ Tallied his second consecutive double-double with an 11-point, 10-rebound performance at Tennessee.
- ✱ Scored 16 points and grabbed 11 rebounds vs. Alabama for third double-double of the year. Also made career-high three three's and dished out career-best five assists.
- ✱ Scored 14 points and had eight rebounds vs. Auburn; Tallied 13 points vs. LSU
- ✱ Had second double-double of the year with 11 points and 10 rebounds vs. Western Michigan.
- ✱ Scored 12 points at Purdue.
- ✱ Grabbed career-high 13 rebounds in win over St. John's in Maui.
- ✱ Scored career-high 18 points and tied his career high with eight rebounds in win over Gardner-Webb.
- ✱ Started 24 games as a true freshman in 2014-15; averaged 4.7 ppg and shot 45.5% from three.
- ✱ Scored career-high 12 points vs. Tennessee at Memorial Gym.
- ✱ Scored eight points at Georgia Tech on 4-of-5 shooting; also scored eight points vs. Penn and 4-5 from floor.
- ✱ Tied a career high with eight rebounds against Baylor.
- ✱ Played career-high 35 minutes vs. LaSalle and scored seven points and grabbed seven rebounds.
- ✱ Left The Kinkaid School as the school's all-time leading scorer with 1,743 points.
- ✱ Averaged 20.1 points, 9.2 rebounds, 2.0 assists, and 1.5 steals per game in his senior season at the Kinkaid School in Houston.
- ✱ Named a finalist for the Guy V. Lewis Award, which is given to the top high school player in the city of Houston.
- ✱ As a senior, Roberson shot 66.8% from the floor, 48% from three-point range, and 78% from the free throw line.
- ✱ Chose Vanderbilt over Georgia Tech, Saint Louis, and Harvard.

ROBERSON GAME-BY-GAME (SOPHOMORE)

Opponent	M	FG-A	3P-A	FT-A	Reb	PF	A	T	B	S	PTS
N13 Austin Peay	DNP										
N16 Gardner-Webb	21	6-8	1-2	5-6	8	2	0	1	0	0	18
N19 Stony Brook*	14	1-2	0-0	2-2	1	3	0	2	0	1	4
N23 vs. St. Johns	19	3-6	2-3	3-4	13	2	0	1	1	1	11
N24 vs. Wake Forest	20	3-5	1-2	3-5	7	3	0	0	0	0	10
N25 vs. Kansas	15	0-2	0-1	0-0	1	2	2	1	1	0	0
D2 Detroit	17	3-5	1-2	1-2	5	1	1	0	2	0	8
D6 @Baylor	24	2-3	0-0	0-0	3	2	0	4	0	2	4
D9 Dayton*	29	0-0	0-0	1-2	3	4	1	1	0	0	1
D19 Wofford*	30	4-8	1-3	4-4	7	2	1	1	0	0	13
D22 @Purdue*	35	4-10	2-3	2-3	3	5	0	0	0	2	12
D30 W. Michigan*	34	2-5	1-3	6-7	10	4	1	3	0	1	11
J2 LSU*	21	4-5	1-1	4-4	0	5	0	1	0	0	13
J5 @Arkansas*	23	1-3	1-2	2-2	2	3	3	2	0	0	5
J9 @S. Carolina*	33	1-7	0-2	5-7	6	1	3	2	0	1	7
J12 Auburn*	34	5-7	1-2	3-3	8	3	0	1	0	1	14
J16 Alabama*	36	4-7	3-4	5-7	11	3	5	0	0	2	16
J20 @Tennessee*	33	3-6	0-2	5-6	10	4	2	0	0	0	11
J23 @Kentucky*	32	3-6	2-3	4-4	0	2	0	1	0	0	12
J26 Florida*	31	2-6	0-2	2-2	6	4	1	1	0	1	6
J30 @Texas*	23	0-3	0-1	0-0	2	3	1	0	0	0	0
F4 Texas A&M*	32	8-10	3-4	1-1	1	5	3	0	0	0	20
F6 @Ole Miss*	16	2-3	1-1	0-0	6	5	2	1	0	0	5
F10 Missouri*	34	4-6	2-3	2-2	8	3	1	1	1	1	12
F13 @Auburn*	13	0-4	0-2	0-0	5	3	3	0	0	0	0
F16 @Miss. State*	39	4-5	2-3	2-2	4	4	0	2	2	0	12
F20 Georgia*	24	2-3	0-1	8-9	2	3	1	1	0	0	12
F23 @Florida*	34	5-8	2-4	6-7	10	3	3	1	0	0	18
F27 Kentucky*	37	6-13	1-2	3-4	8	5	1	0	0	0	16
M1 Tennessee	29	4-10	1-3	5-5	8	2	0	1	0	1	14
M5 @Texas A&M*	23	2-5	1-2	0-0	7	3	1	3	0	0	5
M10 vs. Tennessee*	25	2-8	0-3	0-0	8	4	1	2	0	0	4

Roberson's Overall Statistics at Vanderbilt

Year	GP	GS	Min	Avg	FG	FGA	Pct	3FG	3FGA	Pct	FT	FTA	Pct	Off	Def	Tot	Avg	PF	FO	Ast	TO	Blk	Stl	Pts	Avg
2014-15	33	24	637	19.3	50	103	.485	15	33	.455	40	64	.625	32	70	102	3.1	86	2	37	48	10	13	155	4.7
2015-16	31	24	830	26.8	90	179	.503	30	66	.455	84	100	.840	56	117	173	5.6	98	5	37	33	6	15	294	9.5
TOTAL	64	48	1467	22.9	140	282	.496	45	99	.455	124	164	.756	88	187	275	4.3	184	7	74	81	16	28	449	7.0

Roberson's SEC Statistics at Vanderbilt

Year	GP	GS	Min	Avg	FG	FGA	Pct	3FG	3FGA	Pct	FT	FTA	Pct	Off	Def	Tot	Avg	PF	FO	Ast	TO	Blk	Stl	Pts	Avg
2014-15	16	11	313	19.6	22	49	.449	7	13	.538	24	40	.600	18	29	47	2.9	43	1	20	23	3	6	75	4.7
2015-16	18	17	524	29.1	60	114	.526	21	43	.488	57	65	.877	33	69	102	5.7	61	4	29	17	2	7	198	11.0
TOTAL	34	28	837	24.6	82	163	.503	28	56	.500	81	105	.771	51	98	149	4.4	104	5	49	40	5	13	273	8.0

**SAMIR SEHIC****21**Freshman, Forward
6'9" 247 lbs.
Atlanta, Ga.
Cy Woods HS**SEASON HIGHS**

Points: 3, 3x, last vs. LSU (1/2/16)
FG Made: 1, 7x, last at TAMU (3/5/16)
FG Atts: 5, vs. Austin Peay (11/13/15)
3FG Made: 1, 3x, last vs. LSU (1/2/16)
3FG Atts: 1, 4x, last Missouri (2/10/16)
FT Made: 2, 2x, last at Auburn (2/13/16)
FT Atts: 2, 6x, last at Auburn (2/13/16)
Rebounds: 7, vs. Austin Peay (11/13/15)
Assists: 1, 2x, last at TAMU (3/5/16)
Turnovers: 1, vs. Gardner-Webb (11/16/15)
Blocks:
Steals: 1, at Auburn (2/13/16)
Minutes: 15, vs. Austin Peay (11/13/15)

CAREER HIGHS

Points: 3, 3x, last vs. LSU (1/2/16)
FG Made: 1, 7x, last at TAMU (3/5/16)
FG Atts: 5, vs. Austin Peay (11/13/15)
3FG Made: 1, 3x, last vs. LSU (1/2/16)
3FG Atts: 1, 4x, last Missouri (2/10/16)
FT Made: 2, 2x, last at Auburn (2/13/16)
FT Atts: 2, 6x, last at Auburn (2/13/16)
Rebounds: 7, vs. Austin Peay (11/13/15)
Assists: 1, 2x, last at TAMU (3/5/16)
Turnovers: 1, vs. Gardner-Webb (11/16/15)
Blocks:
Steals: 1, at Auburn (2/13/16)
Minutes: 15, vs. Austin Peay (11/13/15)

MISCELLANEOUS**SEHIC NOTEBOOK**

- ✪ Back up four man, played in 22 games this season.
- ✪ Tied career high with three points vs. LSU.
- ✪ Originally from Bosnia, Sehic thrives as a bruising skilled forward who can score inside and out.
- ✪ As a junior with Cy Woods High School in Cypress Texas, he averaged 17.6 points, 13 rebounds, 1.8 assists, and 1.1 blocks per game.
- ✪ As a senior, he averaged 20 points, 14 rebounds, two assists, one block and one steal.
- ✪ Holds Cy Woods record for points, rebounds, and games played.
- ✪ Named MVP of his district, was a two-time all-state and academic all-state selection.
- ✪ Son of Jasmin and Amra Sehic...Has one sister, Melissa.
- ✪ Recipient of the Jerry H. Smith Scholarship.
- ✪ Advice to youngsters: "It's never too early to start focusing on a dream or goal."

SEHIC GAME-BY-GAME (FRESHMAN)

Opponent	M	FG-A	3P-A	FT-A	Reb	PF	A	T	B	S	PTS
N13 Austin Peay	15	1-5	0-0	0-0	7	2	0	0	0	0	2
N16 Gardner-Webb	7	0-1	0-0	2-2	0	0	0	1	0	0	2
N19 Stony Brook	7	1-2	0-0	0-0	2	0	0	0	0	0	2
N23 vs. St. Johns	7	1-2	1-1	0-2	3	1	0	0	0	0	3
N24 vs. Wake Forest	4	0-1	0-0	0-0	1	1	0	0	0	0	0
N25 vs. Kansas	DNP										
D2 Detroit	10	0-1	0-0	1-2	3	1	0	0	0	0	1
D6 @Baylor	DNP										
D9 Dayton	3	0-0	0-0	0-0	0	1	0	0	0	0	0
D19 Wofford	8	0-1	0-1	0-0	1	2	1	1	0	0	0
D22 @Purdue	4	1-1	1-1	0-0	0	0	0	0	0	0	3
D30 W. Michigan	3	0-0	0-0	1-2	0	1	1	0	0	0	1
J2 LSU	4	1-1	1-1	0-0	2	0	0	0	0	0	3
J5 @Arkansas	DNP										
J9 @S. Carolina	DNP										
J12 Auburn	3	1-1	0-0	0-0	1	0	1	0	0	0	2
J16 Alabama	1	0-0	0-0	0-0	0	0	0	0	0	0	0
J20 @Tennessee	1	0-0	0-0	1-2	0	0	0	0	0	0	1
J23 @Kentucky	2	0-2	0-0	2-2	3	0	0	0	0	0	2
J26 Florida	DNP										
J30 @Texas	DNP										
F4 Texas A&M	4	0-0	0-0	0-0	0	0	0	0	0	0	0
F6 @Ole Miss	DNP										
F10 Missouri	2	0-1	0-1	0-0	1	0	0	0	0	0	0
F13 @Auburn	11	0-1	0-1	2-2	2	3	0	0	0	1	2
F16 @Miss. State	DNP										
F20 Georgia	DNP										
F23 @Florida	0+	0-0	0-0	0-0	1	0	0	0	0	0	0
F27 Kentucky	1	0-0	0-0	0-0	0	0	0	0	0	0	0
M1 Tennessee	1	0-0	0-0	0-0	1	0	0	0	0	0	0
M5 @Texas A&M	6	1-1	0-0	0-0	3	0	1	0	0	0	2
M10 vs. Tennessee	DNP										

Sehic's Overall Statistics at Vanderbilt

Year	GP	GS	Min	Avg	FG	FGA	Pct	3FG	3FGA	Pct	FT	FTA	Pct	Off	Def	Tot	Avg	PF	FO	Ast	TO	Blk	Stl	Pts	Avg
2015-16	22	0	104	4.7	7	21	.333	3	6	.500	9	14	.643	12	19	31	1.4	11	0	4	2	0	1	26	1.2
TOTAL	22	0	104	4.7	7	21	.333	3	6	.500	9	14	.643	12	19	31	1.4	11	0	4	2	0	1	26	1.2

Sehic's SEC Statistics at Vanderbilt

Year	GP	GS	Min	Avg	FG	FGA	Pct	3FG	3FGA	Pct	FT	FTA	Pct	Off	Def	Tot	Avg	PF	FO	Ast	TO	Blk	Stl	Pts	Avg
2015-16	12	0	36	3.0	3	7	.429	1	3	.333	5	6	.833	5	9	14	1.2	3	0	2	0	0	1	12	1.0
TOTAL	12	0	36	3.0	3	7	.429	1	3	.333	5	6	.833	5	9	14	1.2	3	0	2	0	0	1	12	1.0



JOE TOYE

2

Freshman, Guard
6'7" 201 lbs.
Chicago, Ill.
Whitney Young HS

SEASON HIGHS

Points: 10, 2x, last vs. Tennessee (3/10/16)
FG Made: 3, 6x, last vs. Tennessee (3/10/16)
FG Atts: 6, vs. Austin Peay (11/13/15)
3FG Made: 3, vs. Tennessee (3/10/16)
3FG Atts: 4, vs. Tennessee (3/10/16)
FT Made: 4, vs. Detroit (12/2/15)
FT Atts: 6, vs. Detroit (12/2/15)
Rebounds: 4, 3x, vs. Tennessee (3/10/16)
Assists: 4, vs. Tennessee (3/10/16)
Turnovers: 1, 7x, vs. Tennessee (3/10/16)
Blocks: 1, vs. Wofford (12/19/15)
Steals: 1, 5x, last vs. Tennessee (3/1/16)
Minutes: 23, vs. Tennessee (3/10/16)

CAREER HIGHS

Points: 10, 2x, last vs. Tennessee (3/10/16)
FG Made: 3, 6x, last vs. Tennessee (3/10/16)
FG Atts: 6, vs. Austin Peay (11/13/15)
3FG Made: 3, vs. Tennessee (3/10/16)
3FG Atts: 4, vs. Tennessee (3/10/16)
FT Made: 4, vs. Detroit (12/2/15)
FT Atts: 6, vs. Detroit (12/2/15)
Rebounds: 4, 3x, vs. Tennessee (3/10/16)
Assists: 4, vs. Tennessee (3/10/16)
Turnovers: 1, 7x, vs. Tennessee (3/10/16)
Blocks: 1, vs. Wofford (12/19/15)
Steals: 1, 5x, last vs. Tennessee (3/1/16)
Minutes: 23, vs. Tennessee (3/10/16)

MISCELLANEOUS

TOYE NOTEBOOK

- ✪ Tied a career high with 10 points against Tennessee at SEC Tournament. Made a career-high three three's in a career-best 23 minutes of action.
- ✪ Scored career-high 10 points vs. Detroit - tied his career high with three made field goals.
- ✪ Signed with the Commodores in November of 2014.
- ✪ Was ranked as the sixth-best player in the state of Illinois and a four-star prospect by ESPN, and was also ranked as the 113th-best prospect in the nation by Rivals.com.
- ✪ Toye and his twin sister Elizabeth are both Division I basketball signees - Elizabeth signed with Wisconsin.
- ✪ Attended Whitney Young High School in Chicago, where he was named as a First-Team All-City selection.
- ✪ Averaged 18.0 points, 7.0 rebounds, 2.0 assists, 2.0 steals, and 1.5 blocks as a senior.
- ✪ Chose the Commodores over Iowa, Memphis, Creighton, Bradley, UIC, and Missouri.
- ✪ Recipient of the Edie and David Johnson Family Basketball Scholarship.
- ✪ Advice to youngsters: "Don't let negative influences in your life."

TOYE GAME-BY-GAME (FRESHMAN)

Opponent	M	FG-A	3P-A	FT-A	Reb	PF	A	T	B	S	PTS
N13 Austin Peay	10	3-6	1-1	0-0	0	0	0	1	0	1	7
N16 Gardner-Webb	10	3-4	0-1	2-4	3	1	0	1	0	0	8
N19 Stony Brook	3	0-0	0-0	0-0	0	0	0	0	0	0	0
N23 vs. St. Johns	10	3-4	0-0	3-4	4	0	0	0	0	0	9
N24 vs. Wake Forest	6	1-2	1-1	0-0	0	0	1	0	0	1	3
N25 vs. Kansas	DNP										
D2 Detroit	12	3-5	0-1	4-6	4	4	0	1	0	0	10
D6 @Baylor	DNP										
D9 Dayton	12	1-4	0-0	0-0	2	1	0	0	0	0	2
D19 Wofford	16	2-3	1-1	1-2	2	2	1	0	1	0	2
D22 @Purdue	9	2-4	0-0	1-2	2	1	0	0	0	1	5
D30 W. Michigan	8	2-2	0-0	0-0	0	2	1	0	0	0	4
J2 LSU	5	0-4	0-3	0-0	2	0	1	1	0	0	0
J5 @Arkansas	2	0-1	0-0	0-0	0	1	0	0	0	0	0
J9 @S. Carolina	16	1-2	0-0	3-4	3	2	0	1	0	1	5
J12 Auburn	11	0-3	0-1	2-2	1	2	0	1	0	0	2
J16 Alabama	1	0-0	0-0	0-0	0	0	0	0	0	0	0
J20 @Tennessee	1	0-0	0-0	0-0	0	0	0	0	0	0	0
J23 @Kentucky	12	1-1	0-0	3-4	0	0	1	0	0	0	5
J26 Florida	4	0-0	0-0	0-0	1	0	0	0	0	0	0
J30 @Texas	12	0-2	0-1	1-2	0	2	0	0	0	0	1
F4 Texas A&M	3	0-1	0-0	0-0	1	1	0	1	0	0	0
F6 @Ole Miss	1	0-1	0-1	0-0	1	1	0	1	0	0	0
F10 Missouri	2	1-1	0-0	0-1	1	0	0	1	1	0	2
F13 @Auburn	11	3-4	0-1	1-1	2	1	1	1	0	0	7
F16 @Miss. State	DNP										
F20 Georgia	11	2-3	0-0	0-0	0	1	0	0	0	1	4
F23 @Florida	6	0-1	0-0	0-0	0	0	0	0	0	0	0
F27 Kentucky	3	0-0	0-0	0-0	0	0	0	0	0	0	0
M1 Tennessee	10	2-4	1-2	0-1	1	0	0	1	0	1	5
M5 @Texas A&M	1	1-1	1-1	0-0	0	0	0	0	0	0	3
M10 vs. Tennessee	23	3-5	3-4	1-2	4	3	4	1	0	0	10

Toye's Overall Statistics at Vanderbilt

Year	GP	GS	Min	Avg	FG	FGA	Pct	3FG	3FGA	Pct	FT	FTA	Pct	Off	Def	Tot	Avg	PF	FO	Ast	TO	Blk	Stl	Pts	Avg
2015-16	29	0	231	8.0	34	68	.500	8	19	.421	22	35	.629	6	28	34	1.2	25	0	10	12	2	6	98	3.4
TOTAL	29	0	231	8.0	34	68	.500	8	19	.421	22	35	.629	6	28	34	1.2	25	0	10	12	2	6	98	3.4

Toye's SEC Statistics at Vanderbilt

Year	GP	GS	Min	Avg	FG	FGA	Pct	3FG	3FGA	Pct	FT	FTA	Pct	Off	Def	Tot	Avg	PF	FO	Ast	TO	Blk	Stl	Pts	Avg
2015-16	17	0	100	5.9	11	27	.407	2	9	.222	9	13	.692	2	11	13	0.8	9	0	3	8	1	3	33	1.9
TOTAL	17	0	100	5.9	11	27	.407	2	9	.222	9	13	.692	2	11	13	0.8	9	0	3	8	1	3	33	1.9

**NATHAN WATKINS****10**Senior, Guard
6'5" 186 lbs.
Brentwood, Tenn.
Ensworth School**SEASON HIGHS****Points:** 2, 2x, last vs. Tennessee (3/1/16)**FG Made:** 1, 2x, last vs. Tennessee (3/1/16)**FG Atts:** 1, 2x, last vs. Tennessee (3/1/16)**3FG Made:****3FG Atts:** 1, vs. Austin Peay (11/13/15)**FT Made:****FT Atts:** 2, vs. Austin Peay (11/13/15)**Rebounds:** 2, vs. Austin Peay (11/13/15)**Assists:** 1, vs. Tennessee (3/1/16)**Turnovers:****Blocks:****Steals:****Minutes:** 6, vs. Detroit (12/2/15)**CAREER HIGHS****Points:** 7, at Auburn (2/22/14)**FG Made:** 2, 2x, last vs. LSU (3/6/14)**FG Atts:** 6, at Auburn (2/22/14)**3FG Made:** 1, 2x, last vs. LSU (3/6/14)**3FG Atts:** 5, at Auburn (2/22/14)**FT Made:** 3, at Tennessee (3/1/14)**FT Atts:** 4, at Tennessee (3/1/14)**Rebounds:** 4, vs. Miss. State (3/12/14)**Assists:** 1, vs. Tennessee (3/1/16)**Turnovers:** 2, vs. Alabama A&M (12/15/12)**Blocks:****Steals:** 1, at Mississippi State (2/23/13)**Minutes:** 16, at Auburn (2/22/14)**WATKINS NOTEBOOK**

✪ Made first start of his career vs. Tennessee on senior night.

✪ Walk-on guard from Brentwood, Tenn., who played at Ensworth School in Nashville.

✪ Played in 12 games this season.

✪ Played in 12 games as a junior in 2014-15.

✪ Played in nine games in 2013-14, including five out of the last six.

✪ Averaged 2.3 points and 0.9 rebounds per game.

✪ Scored the first point of his career against Northeastern (1/4/14).

✪ Played a career-high 16 minutes in a win at Auburn (2/22/14), where he helped contribute to the win with seven points and three rebounds.

✪ Scored six points at Tennessee (3/1/14)...Grabbed four rebounds vs. Miss. State (3/12/14) in the SEC Tournament.

✪ Averaged 13 points and five rebounds in his senior season at Ensworth, where he was team captain.

✪ In his junior and senior years, he was a part of two state and regional championship teams, and his Ensworth squad claimed the 2012 Naples Daily News Tournament Championship.

✪ Individually, he was named to the TSSAA State All-Tournament team and the Tennessee Prep Hoops All-Region team in his senior season, while also being named a finalist for the Moss-Oliver Award, an award the Nashville City Civitan Club presents annually to a girl and boy basketball player from a Nashville high school who excels in athletics, academics, school activities and community involvement.

✪ Majoring in Medicine, Health, and Society.

✪ Nickname is Swatkins.

✪ Advice to youngsters: "Never be satisfied with where you're at."

WATKINS GAME-BY-GAME (SENIOR)

Opponent	M	FG-A	3P-A	FT-A	Reb	PF	A	T	B	S	PTS
N13 Austin Peay	4	0-0	0-0	0-2	2	1	0	0	0	0	0
N16 Gardner-Webb	2	0-0	0-0	0-0	0	0	0	0	0	0	0
N19 Stony Brook	DNP										
N23 vs. St. Johns	2	0-0	0-0	0-0	1	0	0	0	0	0	0
N24 vs. Wake Forest	2	0-0	0-0	0-0	0	0	0	0	0	0	0
N25 vs. Kansas	DNP										
D2 Detroit	6	0-0	0-0	0-0	1	0	0	0	0	0	0
D6 @Baylor	DNP										
D9 Dayton	DNP										
D19 Wofford	2	0-0	0-0	0-0	0	0	0	0	0	0	0
D22 @Purdue	DNP										
D30 W. Michigan	1	0-0	0-0	0-0	0	0	0	0	0	0	0
J2 LSU	DNP										
J5 @Arkansas	DNP										
J9 @S. Carolina	DNP										
J12 Auburn	DNP										
J16 Alabama	DNP										
J20 @Tennessee	DNP										
J23 @Kentucky	DNP										
J26 Florida	DNP										
J30 @Texas	DNP										
F4 Texas A&M	DNP										
F6 @Ole Miss	DNP										
F10 Missouri	DNP										
F13 @Auburn	3	1-1	0-0	0-0	0	1	0	0	0	0	2
F16 @Miss. State	DNP										
F20 Georgia	DNP										
F23 @Florida	0+	0-0	0-0	0-0	0	0	0	0	0	0	0
F27 Kentucky	1	0-0	0-0	0-0	0	0	0	0	0	0	0
M1 Tennessee*	5	1-1	0-0	0-0	0	1	1	0	0	0	2
M5 @Texas A&M	DNP										
M10 vs. Tennessee	DNP										

Watkins' Overall Statistics at Vanderbilt

Year	GP	GS	Min	Avg	FG	FGA	Pct	3FG	3FGA	Pct	FT	FTA	Pct	Off	Def	Tot	Avg	PF	FO	Ast	TO	Blk	Stl	Pts	Avg
2012-13	5	0	5	1.0	0	1	.000	0	1	.000	0	0	.000	0	1	1	0.2	0	0	0	2	0	1	0	0.0
2013-14	9	0	53	5.9	5	18	.278	3	15	.200	8	11	.727	2	6	8	0.9	3	0	0	4	0	0	21	2.3
2014-15	12	0	18	1.5	0	2	.000	0	2	.000	0	0	.000	0	1	1	0.1	2	0	0	1	0	0	0	0.0
2015-16	12	1	29	2.4	2	2	1.000	0	0	.000	0	2	.000	1	4	5	0.4	3	0	1	0	0	0	4	0.3
TOTAL	38	1	105	2.8	7	23	.304	3	18	.167	8	13	.615	3	12	15	0.4	8	0	1	7	0	1	25	0.7

Watkins' SEC Statistics at Vanderbilt

Year	GP	GS	Min	Avg	FG	FGA	Pct	3FG	3FGA	Pct	FT	FTA	Pct	Off	Def	Tot	Avg	PF	FO	Ast	TO	Blk	Stl	Pts	Avg
2012-13	2	0	2	1.0	0	1	.000	0	1	.000	0	0	.000	0	0	0	0.0	0	0	0	0	0	1	0	0.0
2013-14	5	0	39	7.8	5	16	.313	3	13	.231	7	8	.875	1	3	4	0.8	1	0	0	3	0	0	20	4.0
2015-16	5	1	10	2.0	2	2	1.000	0	0	.000	0	0	.000	0	1	1	0.2	2	0	1	0	0	0	4	0.8
TOTAL	17	1	59	3.5	7	21	.333	3	16	.188	7	8	.875	1	4	5	0.3	3	0	1	3	0	1	24	1.4

2015-16 Vanderbilt Basketball
Vanderbilt Combined Team Statistics (as of Mar 14, 2016)
All games

RECORD:	OVERALL	HOME	AWAY	NEUTRAL
ALL GAMES	19-13	14-2	3-9	2-2
CONFERENCE	11-7	8-1	3-6	0-0
NON-CONFERENCE	8-6	6-1	0-3	2-2

			Total				3-Point		F-Throw		Rebounds													
##	Player	gp-gs	min	avg	fg-fga	fg%	3fg-fga	3fg%	ft-fa	ft%	off	def	tot	avg	pf	dq	a	to	blk	stl	pts	avg		
04	BALDWIN IV, Wade	32-29	969	30.3	132-307	.430	41-99	.414	152-191	.796	13	115	128	4.0	81	5	167	87	11	39	457	14.3		
30	JONES, Damian	32-32	840	26.3	182-306	.595	0-3	.000	89-161	.553	72	150	222	6.9	104	7	38	65	52	8	453	14.2		
05	FISHER-DAVIS, Matth	31-27	859	27.7	102-231	.442	79-173	.457	25-33	.758	12	101	113	3.6	48	1	36	26	9	15	308	9.9		
11	ROBERSON, Jeff	31-24	830	26.8	90-179	.503	30-66	.455	84-100	.840	56	117	173	5.6	98	5	37	33	6	15	294	9.5		
03	KORNET, Luke	27-24	735	27.2	84-206	.408	25-88	.284	48-69	.696	49	146	195	7.2	67	1	41	31	82	14	241	8.9		
13	LACHANCE, Riley	32-19	797	24.9	76-218	.349	42-116	.362	25-33	.758	11	66	77	2.4	58	1	79	43	1	20	219	6.8		
24	CRESSLER, Nolan	29-2	364	12.6	57-124	.460	17-62	.274	12-23	.522	9	55	64	2.2	41	1	23	21	2	3	143	4.9		
40	HENDERSON, Josh	31-1	321	10.4	40-79	.506	2-3	.667	28-45	.622	20	47	67	2.2	38	1	17	20	12	6	110	3.5		
00	JUSTICE, Camron	26-0	255	9.8	31-75	.413	21-54	.389	5-6	.833	2	25	27	1.0	28	0	9	14	0	9	88	3.4		
02	TOYE, Joe	29-0	231	8.0	34-68	.500	8-19	.421	22-35	.629	6	28	34	1.2	25	0	10	12	2	6	98	3.4		
21	SEHIC, Samir	22-0	104	4.7	7-21	.333	3-6	.500	9-14	.643	12	19	31	1.4	11	0	4	2	0	1	26	1.2		
20	MCGLOIN, Phillip	11-0	18	1.6	3-9	.333	2-6	.333	3-4	.750	0	4	4	0.4	2	0	0	0	0	0	11	1.0		
10	WATKINS, Nathan	12-1	29	2.4	2-2	1.000	0-0	.000	0-2	.000	1	4	5	0.4	3	0	1	0	0	0	4	0.3		
14	JOSEPHS, Carter	22-1	98	4.5	1-1	1.000	0-0	.000	2-5	.400	1	6	7	0.3	6	0	16	7	0	2	4	0.2		
Team											40	47	87		2		13							
Total.....		32	6450		841-1826	.461	270-695	.388	504-721	.699	304	930	1234	38.6	612	22	478	374	177	138	2456	76.8		
Opponents.....		32	6450		762-1974	.386	176-603	.292	455-675	.674	388	804	1192	37.2	629	-	331	319	99	180	2155	67.3		

TEAM STATISTICS			VU	OPP	Date	Opponent	Score	Att.			
SCORING			2456	2155	11/13/15	AUSTIN PEAY	W	80-41	10116		
Points per game			76.8	67.3	11/16/15	GARDNER-WEBB	W	98-62	9728		
Scoring margin			+9.4	-	11/19/15	STONY BROOK	Wot	79-72	9819		
FIELD GOALS-ATT			841-1826	762-1974	# 11/23/15	vs ST JOHNS	W	92-55	2400		
Field goal pct			.461	.386	# 11/24/15	vs Wake Forest	W	86-64	2400		
3 POINT FG-ATT			270-695	176-603	# 11/25/15	vs KANSAS	L	63-70	2400		
3-point FG pct			.388	.292	12/02/15	DETROIT	W	102-52	9958		
3-pt FG made per game			8.4	5.5	12/06/15	at Baylor	L	67-69	7084		
FREE THROWS-ATT			504-721	455-675	12/09/15	DAYTON	L	67-72	10469		
Free throw pct			.699	.674	12/19/15	WOFFORD	W	80-56	10667		
F-Throws made per game			15.8	14.2	12/22/15	at Purdue	L	55-68	14846		
REBOUNDS			1234	1192	12/30/15	WESTERN MICHIGAN	W	86-61	10092		
Rebounds per game			38.6	37.2	* 01/02/16	LSU	L	82-90	13380		
Rebounding margin			+1.3	-	* 01/05/16	at Arkansas	Lot	85-90	14179		
ASSISTS			478	331	* 01/09/16	at South Carolina	L	65-69	15055		
Assists per game			14.9	10.3	* 01/12/16	AUBURN	W	75-57	10414		
TURNOVERS			374	319	* 01/16/16	ALABAMA	W	71-63	12565		
Turnovers per game			11.7	10.0	* 01/20/16	at Tennessee	W	88-74	13561		
Turnover margin			-1.7	-	* 01/23/16	at Kentucky	L	57-76	22975		
Assist/turnover ratio			1.3	1.0	* 01/26/16	FLORIDA	W	60-59	11351		
STEALS			138	180	01/30/16	at Texas	L	58-72	13041		
Steals per game			4.3	5.6	* 02/04/16	TEXAS A&M	W	77-60	10432		
BLOCKS			177	99	* 02/06/16	at Ole Miss	L	78-85	9500		
Blocks per game			5.5	3.1	* 02/10/16	MISSOURI	W	86-71	10006		
ATTENDANCE			178167	164901	* 02/13/16	at Auburn	W	86-57	7954		
Home games-Avg/Game			16-11135	12-12119	* 02/16/16	at Mississippi State	L	74-75	6194		
Neutral site-Avg/Game			-	4-4868	* 02/20/16	GEORGIA	W	80-67	11745		
Score by Periods			1st	2nd	OT	Totals	* 2/23/16	at Florida	W	87-74	9035
Vanderbilt			1172	1263	21	2456	* 02/27/16	KENTUCKY	W	74-62	14326
Opponents			935	1201	19	2155	* 03/01/16	TENNESSEE	W	86-69	13099
							* 03/05/16	at Texas A&M	L	67-76	12007
							03/10/16	vs Tennessee	L	65-67	12270

#- Maui Jim Maui Invitational, Lahaina, Hawaii
* = Conference game

2015-16 Vanderbilt Basketball
Vanderbilt Combined Team Statistics (as of Mar 05, 2016)
Conference games

RECORD:	OVERALL	HOME	AWAY	NEUTRAL
ALL GAMES	11-7	8-1	3-6	0-0
CONFERENCE	11-7	8-1	3-6	0-0
NON-CONFERENCE	0-0	0-0	0-0	0-0

#	Player	gp-gs	min	avg	Total		3-Point		F-Throw		Rebounds				pf	dq	a	to	blk	stl	pts	avg
					fg-fga	fg%	3fg-fga	3fg%	ft-fa	ft%	off	def	tot	avg								
04	BALDWIN IV, Wade	18-16	587	32.6	70-181	.387	23-56	.411	105-135	.778	9	68	77	4.3	42	3	112	48	8	18	268	14.9
30	JONES, Damian	18-18	478	26.6	108-172	.628	0-1	.000	48-84	.571	44	90	134	7.4	64	6	15	36	27	3	264	14.7
11	ROBERSON, Jeff	18-17	524	29.1	60-114	.526	21-43	.488	57-65	.877	33	69	102	5.7	61	4	29	17	2	7	198	11.0
05	FISHER-DAVIS, Matth	17-14	491	28.9	57-130	.438	44-101	.436	18-24	.750	5	48	53	3.1	26	1	21	15	4	7	176	10.4
03	KORNET, Luke	17-15	500	29.4	52-132	.394	19-59	.322	31-47	.660	29	103	132	7.8	47	1	26	26	54	9	154	9.1
13	LACHANCE, Riley	18-7	417	23.2	35-115	.304	22-64	.344	16-23	.696	6	40	46	2.6	31	1	36	27	0	13	108	6.0
24	CRESSLER, Nolan	15-0	144	9.6	24-55	.436	5-23	.217	9-17	.529	5	25	30	2.0	18	1	8	8	1	3	62	4.1
00	JUSTICE, Camron	17-0	136	8.0	18-45	.400	13-33	.394	1-2	.500	1	15	16	0.9	17	0	4	9	0	3	50	2.9
40	HENDERSON, Josh	18-1	153	8.5	19-34	.559	1-1	1.000	8-19	.421	9	22	31	1.7	14	0	8	15	3	2	47	2.6
02	TOYE, Joe	17-0	100	5.9	11-27	.407	2-9	.222	9-13	.692	2	11	13	0.8	9	0	3	8	1	3	33	1.9
21	SEHIC, Samir	12-0	36	3.0	3-7	.429	1-3	.333	5-6	.833	5	9	14	1.2	3	0	2	0	0	1	12	1.0
10	WATKINS, Nathan	5-1	10	2.0	2-2	1.000	0-0	.000	0-0	.000	0	1	1	0.2	2	0	1	0	0	0	4	0.8
14	JOSEPHS, Carter	13-1	45	3.5	0-0	.000	0-0	.000	2-5	.400	1	2	3	0.2	4	0	5	2	0	0	2	0.2
20	MCGLOIN, Phillip	4-0	4	1.0	0-1	.000	0-1	.000	0-0	.000	0	1	1	0.3	0	0	0	0	0	0	0	0.0
Team											21	23	44				10					
Total.....		18	3625		459-1015	.452	151-394	.383	309-440	.702	170	527	697	38.7	338	17	270	221	100	69	1378	76.6
Opponents.....		18	3625		455-1132	.402	108-354	.305	256-390	.656	217	464	681	37.8	375	-	211	161	66	102	1274	70.8

TEAM STATISTICS	VU	OPP	Date	Opponent	Score	Att.	
SCORING	1378	1274	*	01/02/16	LSU	L 82-90	13380
Points per game	76.6	70.8	*	01/05/16	at Arkansas	Lot 85-90	14179
Scoring margin	+5.8	-	*	01/09/16	at South Carolina	L 65-69	15055
FIELD GOALS-ATT	459-1015	455-1132	*	01/12/16	AUBURN	w 75-57	10414
Field goal pct	.452	.402	*	01/16/16	ALABAMA	w 71-63	12565
3 POINT FG-ATT	151-394	108-354	*	01/20/16	at Tennessee	w 88-74	13561
3-point FG pct	.383	.305	*	01/23/16	at Kentucky	L 57-76	22975
3-pt FG made per game	8.4	6.0	*	01/26/16	FLORIDA	w 60-59	11351
FREE THROWS-ATT	309-440	256-390	*	02/04/16	TEXAS A&M	w 77-60	10432
Free throw pct	.702	.656	*	02/06/16	at Ole Miss	L 78-85	9500
F-Throws made per game	17.2	14.2	*	02/10/16	MISSOURI	w 86-71	10006
REBOUNDS	697	681	*	02/13/16	at Auburn	w 86-57	7954
Rebounds per game	38.7	37.8	*	02/16/16	at Mississippi State	L 74-75	6194
Rebounding margin	+0.9	-	*	02/20/16	GEORGIA	w 80-67	11745
ASSISTS	270	211	*	2/23/16	at Florida	w 87-74	9035
Assists per game	15.0	11.7	*	02/27/16	KENTUCKY	w 74-62	14326
TURNOVERS	221	161	*	03/01/16	TENNESSEE	w 86-69	13099
Turnovers per game	12.3	8.9	*	03/05/16	at Texas A&M	L 67-76	12007
Turnover margin	-3.3	-					
Assist/turnover ratio	1.2	1.3					
STEALS	69	102					
Steals per game	3.8	5.7					
BLOCKS	100	66					
Blocks per game	5.6	3.7					
ATTENDANCE	107318	110460					
Home games-Avg/Game	9-11924	9-12273					
Neutral site-Avg/Game	-	0-0					

#- Maui Jim Maui Invitational, Lahaina, Hawaii
* = Conference game

#- Maui Jim Maui Invitational, Lahaina, Hawaii
* = Conference game

Score by Periods	1st	2nd	OT	Totals
Vanderbilt	668	702	8	1378
Opponents	558	703	13	1274

2015-16 Vanderbilt Basketball
Vanderbilt Team Game-by-Game (as of Mar 14, 2016)
All games

TEAM STATISTICS

Opponent	Date	Score		Total		3-Pointers		Free throws		Rebounds				pf	a	t/o	blk	stl	pts	avg
				fg-fga	pct	3fg-fga	pct	ft-fta	pct	off	def	tot	avg							
AUSTIN PEAY	11/13/15	80-41	W	32-72	.444	8-19	.421	8-15	.533	17	34	51	51.0	19	17	9	8	6	80	80.0
GARDNER-WEBB	11/16/15	98-62	W	32-55	.582	11-23	.478	23-32	.719	10	25	35	43.0	19	19	10	5	9	98	89.0
STONY BROOK	11/19/15	79-72	Wot	29-65	.446	5-18	.278	16-23	.696	7	27	34	40.0	16	8	6	5	3	79	85.7
vs ST JOHNS	11/23/15	92-55	W	33-62	.532	12-25	.480	14-21	.667	13	36	49	42.2	20	21	11	6	3	92	87.2
vs Wake Forest	11/24/15	86-64	W	31-63	.492	7-17	.412	17-22	.773	13	30	43	42.4	25	14	8	4	6	86	87.0
vs KANSAS	11/25/15	63-70	L	23-56	.411	6-27	.222	11-15	.733	6	26	32	40.7	21	11	11	8	5	63	83.0
DETROIT	12/02/15	102-52	W	35-61	.574	12-26	.462	20-30	.667	11	42	53	42.4	14	18	12	11	7	102	85.7
at Baylor	12/06/15	67-69	L	22-47	.468	10-21	.476	13-17	.765	9	23	32	41.1	17	17	17	6	6	67	83.4
DAYTON	12/09/15	67-72	L	21-51	.412	6-17	.353	19-25	.760	7	24	31	40.0	21	6	13	6	3	67	81.6
WOFFORD	12/19/15	80-56	W	25-50	.500	10-17	.588	20-27	.741	6	37	43	40.3	15	14	11	5	1	80	81.4
at Purdue	12/22/15	55-68	L	22-63	.349	5-16	.313	6-11	.545	11	23	34	39.7	27	12	11	1	8	55	79.0
WESTERN MICHIGAN	12/30/15	86-61	W	29-56	.518	11-30	.367	17-23	.739	7	25	32	39.1	20	22	9	3	7	86	79.6
LSU	01/02/16	82-90	L	25-54	.463	10-23	.435	22-25	.880	3	26	29	38.3	25	13	17	2	6	82	79.8
at Arkansas	01/05/16	85-90	Lot	26-52	.500	10-20	.500	23-32	.719	6	35	41	38.5	25	20	26	2	1	85	80.1
at South Carolina	01/09/16	65-69	L	20-61	.328	5-24	.208	20-29	.690	12	24	36	38.3	25	10	11	7	5	65	79.1
AUBURN	01/12/16	75-57	W	26-47	.553	7-13	.538	16-25	.640	9	36	45	38.8	21	16	17	10	2	75	78.9
ALABAMA	01/16/16	71-63	W	20-49	.408	9-16	.563	22-36	.611	6	23	29	38.2	18	14	7	1	5	71	78.4
at Tennessee	01/20/16	88-74	W	23-57	.404	13-33	.394	29-39	.744	11	39	50	38.8	22	20	12	10	3	88	78.9
at Kentucky	01/23/16	57-76	L	16-50	.320	5-15	.333	20-25	.800	10	22	32	38.5	10	8	12	3	3	57	77.8
FLORIDA	01/26/16	60-59	W	18-44	.409	3-9	.333	21-33	.636	10	31	41	38.6	15	9	19	9	4	60	76.9
at Texas	01/30/16	58-72	L	23-53	.434	7-20	.350	5-10	.500	8	21	29	38.1	20	12	13	4	2	58	76.0
TEXAS A&M	02/04/16	77-60	W	30-59	.508	13-29	.448	4-6	.667	9	29	38	38.1	13	19	12	7	2	77	76.0
at Ole Miss	02/06/16	78-85	L	26-57	.456	9-28	.321	17-27	.630	11	30	41	38.3	30	18	19	4	7	78	76.1
MISSOURI	02/10/16	86-71	W	31-65	.477	8-29	.276	16-27	.593	13	33	46	38.6	19	16	11	9	3	86	76.5
at Auburn	02/13/16	86-57	W	36-73	.493	9-29	.310	5-11	.455	10	37	47	38.9	15	21	6	4	6	86	76.9
at Mississippi State	02/16/16	74-75	L	27-61	.443	10-23	.435	10-17	.588	10	28	38	38.9	14	15	8	4	2	74	76.8
GEORGIA	02/20/16	80-67	W	25-55	.455	7-21	.333	23-29	.793	9	30	39	38.9	17	15	5	3	5	80	76.9
at Florida	2/23/16	87-74	W	30-52	.577	10-20	.500	17-24	.708	8	28	36	38.8	22	11	12	8	1	87	77.3
KENTUCKY	02/27/16	74-62	W	26-62	.419	6-16	.375	16-23	.696	11	28	39	38.8	16	11	5	3	1	74	77.2
TENNESSEE	03/01/16	86-69	W	31-64	.484	7-21	.333	17-21	.810	11	26	37	38.7	13	17	7	7	10	86	77.5
at Texas A&M	03/05/16	67-76	L	23-53	.434	10-25	.400	11-11	1.000	11	22	33	38.5	18	17	15	7	3	67	77.1
vs Tennessee	03/10/16	65-67	L	25-57	.439	9-25	.360	6-10	.600	9	30	39	38.6	20	17	12	5	3	65	76.8
Vanderbilt		2456		841-1826	.461	270-695	.388	504-721	.699	304	930	1234	38.6	612	478	374	177	138	2456	76.8
Opponents		2155		762-1974	.386	176-603	.292	455-675	.674	388	804	1192	37.2	629	331	319	99	180	2155	67.3

Games played: 32
Points/game: 76.8
FG Pct: 46.1
3FG Pct: 38.8
FT Pct: 69.9

Rebounds/game: 38.6
Assists/game: 14.9
Turnovers/game: 11.7
Assist/turnover ratio: 1.3
Steals/game: 4.3
Blocks/game: 5.5

2015-16 Vanderbilt Basketball
Vanderbilt Opponent Game-by-Game (as of Mar 14, 2016)
All games

OPPONENT STATISTICS

Opponent	Date	Score		Total		3-Pointers		Free throws		Rebounds				pf	a	t/o	blk	stl	pts	avg
				fg-fga	pct	3fg-fga	pct	ft-fta	pct	off	def	tot	avg							
AUSTIN PEAY	11/13/15	80-41	W	14-64	.219	1-16	.063	12-19	.632	17	28	45	45.0	14	1	14	0	4	41	41.0
GARDNER-WEBB	11/16/15	98-62	W	21-50	.420	7-20	.350	13-18	.722	6	19	25	35.0	27	6	19	1	2	62	51.5
STONY BROOK	11/19/15	79-72	Wot	30-66	.455	4-17	.235	8-12	.667	10	33	43	37.7	21	11	15	5	2	72	58.3
vs ST JOHNS	11/23/15	92-55	W	18-60	.300	2-16	.125	17-22	.773	9	17	26	34.8	17	6	8	3	8	55	57.5
vs Wake Forest	11/24/15	86-64	W	19-58	.328	3-18	.167	23-32	.719	16	21	37	35.2	22	7	12	2	7	64	58.8
vs KANSAS	11/25/15	63-70	L	25-55	.455	8-16	.500	12-22	.545	8	31	39	35.8	11	8	12	1	6	70	60.7
DETROIT	12/02/15	102-52	W	16-70	.229	11-27	.407	9-12	.750	13	21	34	35.6	22	4	15	1	6	52	59.4
at Baylor	12/06/15	67-69	L	26-65	.400	5-11	.455	12-20	.600	20	19	39	36.0	17	18	7	3	7	69	60.6
DAYTON	12/09/15	67-72	L	27-60	.450	5-15	.333	13-22	.591	15	26	41	36.6	21	9	12	1	7	72	61.9
WOFFORD	12/19/15	80-56	W	21-61	.344	8-21	.381	6-9	.667	5	25	30	35.9	23	9	6	2	6	56	61.3
at Purdue	12/22/15	55-68	L	21-58	.362	2-19	.105	24-31	.774	14	29	43	36.5	14	14	11	8	5	68	61.9
WESTERN MICHIGAN	12/30/15	86-61	W	20-54	.370	2-18	.111	19-24	.792	11	24	35	36.4	21	8	14	0	2	61	61.8
LSU	01/02/16	82-90	L	30-62	.484	5-16	.313	25-31	.806	11	29	40	36.7	20	14	11	3	9	90	64.0
at Arkansas	01/05/16	85-90	Lot	29-71	.408	6-14	.429	26-35	.743	11	25	36	36.6	27	13	8	5	15	90	65.9
at South Carolina	01/09/16	65-69	L	24-57	.421	3-13	.231	18-29	.621	10	34	44	37.1	23	11	13	3	3	69	66.1
AUBURN	01/12/16	75-57	W	22-67	.328	4-22	.182	9-20	.450	16	19	35	37.0	23	8	10	7	4	57	65.5
ALABAMA	01/16/16	71-63	W	25-52	.481	6-19	.316	7-20	.350	9	30	39	37.1	23	7	12	5	4	63	65.4
at Tennessee	01/20/16	88-74	W	25-76	.329	4-20	.200	20-25	.800	15	28	43	37.4	26	11	6	4	5	74	65.8
at Kentucky	01/23/16	57-76	L	33-60	.550	6-19	.316	4-6	.667	6	26	32	37.2	19	12	7	3	6	76	66.4
FLORIDA	01/26/16	60-59	W	23-70	.329	7-22	.318	6-10	.600	18	25	43	37.5	24	6	13	3	6	59	66.0
at Texas	01/30/16	58-72	L	24-58	.414	4-16	.250	20-26	.769	15	22	37	37.4	14	9	6	2	10	72	66.3
TEXAS A&M	02/04/16	77-60	W	21-57	.368	7-22	.318	11-17	.647	10	21	31	37.1	10	11	7	3	8	60	66.0
at Ole Miss	02/06/16	78-85	L	24-67	.358	10-30	.333	27-38	.711	19	25	44	37.4	26	14	10	2	6	85	66.8
MISSOURI	02/10/16	86-71	W	27-72	.375	3-16	.188	14-24	.583	17	28	45	37.8	23	13	6	1	5	71	67.0
at Auburn	02/13/16	86-57	W	18-62	.290	8-32	.250	13-16	.813	9	29	38	37.8	16	13	12	0	5	57	66.6
at Mississippi State	02/16/16	74-75	L	28-58	.483	7-17	.412	12-18	.667	7	29	36	37.7	15	14	8	2	4	75	66.9
GEORGIA	02/20/16	80-67	W	24-63	.381	8-18	.444	11-20	.550	13	25	38	37.7	23	12	7	5	3	67	66.9
at Florida	2/23/16	87-74	W	24-60	.400	5-19	.263	21-27	.778	12	20	32	37.5	22	12	7	4	7	74	67.2
KENTUCKY	02/27/16	74-62	W	23-55	.418	6-22	.273	10-23	.435	9	28	37	37.5	22	10	5	7	2	62	67.0
TENNESSEE	03/01/16	86-69	W	28-61	.459	7-13	.538	6-8	.750	8	24	32	37.3	18	9	12	4	3	69	67.1
at Texas A&M	03/05/16	67-76	L	27-62	.435	6-20	.300	16-23	.696	17	19	36	37.3	15	21	7	5	7	76	67.4
vs Tennessee	03/10/16	65-67	L	25-63	.397	6-19	.316	11-16	.688	12	25	37	37.2	10	10	7	4	6	67	67.3
Opponents		2155		762-1974	.386	176-603	.292	455-675	.674	388	804	1192	37.2	629	331	319	99	180	2155	67.3
Vanderbilt		2456		841-1826	.461	270-695	.388	504-721	.699	304	930	1234	38.6	612	478	374	177	138	2456	76.8

Games played: 32
Points/game: 67.3
FG Pct: 38.6
3FG Pct: 29.2
FT Pct: 67.4

Rebounds/game: 37.2
Assists/game: 10.3
Turnovers/game: 10.0
Assist/turnover ratio: 1.0
Steals/game: 5.6
Blocks/game: 3.1

2015-16 Vanderbilt Basketball
Vanderbilt Points-Rebounds-Assists (as of Mar 14, 2016)
All games

Opponent	Date	Score		00	02	03	04	05	10	11
				JUSTICE,CA	TOYE,JOE	KORNET,LUK	BALDWIN IV	FISHER-DAV	WATKINS,NA	ROBERSON,J
AUSTIN PEAY	11/13/15	80-41	w	8-2-1	7-0-0	13-13-3	14-4-4	6-1-3	0-2-0	DNP
GARDNER-WEBB	11/16/15	98-62	w	3-0-0	8-3-0	10-1-0	9-1-2	9-2-1	0-0-0	18-8-0
STONY BROOK	11/19/15	79-72	w	2-1-0	0-0-0	9-6-1	21-6-2	11-4-1	DNP	4-1-0
vs ST JOHNS	11/23/15	92-55	w	11-3-2	9-4-0	13-7-3	9-3-6	6-2-2	0-1-0	11-13-0
vs Wake Forest	11/24/15	86-64	w	2-2-0	3-0-1	8-6-0	17-4-2	9-4-0	0-0-0	10-7-0
vs KANSAS	11/25/15	63-70	L	9-3-0	DNP	14-4-1	11-2-2	0-1-2	DNP	0-1-2
DETROIT	12/02/15	102-52	w	DNP	10-4-0	2-11-1	20-4-3	12-5-1	0-1-0	8-5-1
at Baylor	12/06/15	67-69	L	DNP	DNP	7-4-1	19-4-4	11-5-3	DNP	4-3-0
DAYTON	12/09/15	67-72	L	DNP	2-2-0	DNP	18-0-2	11-7-0	DNP	1-3-1
WOFFORD	12/19/15	80-56	w	DNP	6-2-1	DNP	10-5-5	10-11-0	0-0-0	13-7-1
at Purdue	12/22/15	55-68	L	DNP	5-2-0	DNP	13-8-5	7-6-1	DNP	12-3-0
WESTERN MICHIGAN	12/30/15	86-61	w	3-0-0	4-0-1	DNP	15-4-10	9-1-0	0-0-0	11-10-1
LSU	01/02/16	82-90	L	5-4-0	0-2-1	DNP	17-6-7	11-1-1	DNP	13-0-0
at Arkansas	01/05/16	85-90	L	0-0-0	0-0-0	11-8-3	13-4-4	20-3-2	DNP	5-2-3
at South Carolina	01/09/16	65-69	L	0-1-0	5-3-0	8-4-0	13-3-4	0-1-0	DNP	7-6-3
AUBURN	01/12/16	75-57	w	0-1-1	2-1-0	11-11-2	17-7-10	DNP	DNP	14-8-0
ALABAMA	01/16/16	71-63	w	1-0-0	0-0-0	8-6-2	8-5-5	3-0-0	DNP	16-11-5
at Tennessee	01/20/16	88-74	w	12-1-1	0-0-0	10-14-3	25-4-5	18-8-4	DNP	11-10-2
at Kentucky	01/23/16	57-76	L	0-1-1	5-0-1	7-7-2	7-1-2	3-4-0	DNP	12-0-0
FLORIDA	01/26/16	60-59	w	0-0-0	0-1-0	4-9-0	24-2-4	6-5-0	DNP	6-6-1
at Texas	01/30/16	58-72	L	0-0-1	1-0-0	5-3-3	0-0-0	19-8-1	DNP	0-2-1
TEXAS A&M	02/04/16	77-60	w	3-0-0	0-1-0	14-9-1	17-3-8	5-2-0	DNP	20-1-3
at Ole Miss	02/06/16	78-85	L	0-4-0	0-1-0	20-9-4	19-6-9	0-4-0	DNP	5-6-2
MISSOURI	02/10/16	86-71	w	0-0-0	2-1-0	13-12-2	17-6-7	13-4-2	0-0-0	12-8-1
at Auburn	02/13/16	86-57	w	7-2-1	7-2-1	5-7-1	9-5-7	16-4-2	2-0-0	0-5-3
at Mississippi State	02/16/16	74-75	L	DNP	DNP	6-5-0	10-5-9	20-4-2	DNP	12-4-0
GEORGIA	02/20/16	80-67	w	6-0-0	4-0-0	11-4-2	17-6-7	13-4-2	DNP	12-2-1
at Florida	2/23/16	87-74	w	0-0-0	0-0-0	9-5-1	13-4-3	12-3-1	0-0-0	18-10-3
KENTUCKY	02/27/16	74-62	w	0-0-0	0-0-0	8-11-1	14-1-6	20-4-0	0-1-0	16-8-1
TENNESSEE	03/01/16	86-69	w	8-1-0	5-1-0	7-7-1	17-6-7	6-0-2	2-0-1	14-8-0
at Texas A&M	03/05/16	67-76	L	8-1-0	3-0-0	2-4-1	11-3-8	10-2-3	DNP	5-7-1
vs Tennessee	03/10/16	65-67	L	0-0-1	10-4-4	6-8-2	13-6-8	12-3-0	DNP	4-8-1

Opponent	Date	Score		13	14	20	21	24	30	40
				LACHANCE,R	JOSEPHS,CA	MCGLOIN,PH	SEHIC,SAMI	CRESSLER,N	JONES,DAMI	HENDERSON,J
AUSTIN PEAY	11/13/15	80-41	w	7-2-4	0-0-1	0-0-0	2-7-0	6-4-0	12-5-0	5-7-1
GARDNER-WEBB	11/16/15	98-62	w	13-4-6	0-1-1	4-1-0	2-0-0	7-4-4	10-7-4	5-0-1
STONY BROOK	11/19/15	79-72	w	13-1-3	DNP	DNP	2-2-0	4-1-0	13-6-1	0-1-0
vs ST JOHNS	11/23/15	92-55	w	7-0-3	0-0-0	2-0-0	3-3-0	10-2-2	5-5-1	6-5-2
vs Wake Forest	11/24/15	86-64	w	9-0-6	0-0-1	0-2-0	0-1-0	2-4-2	17-10-2	9-2-0
vs KANSAS	11/25/15	63-70	L	7-4-1	DNP	DNP	DNP	5-4-1	17-10-2	0-0-0
DETROIT	12/02/15	102-52	w	10-5-5	2-1-3	2-0-0	1-3-0	14-2-2	10-3-0	11-5-2
at Baylor	12/06/15	67-69	L	7-1-1	DNP	DNP	DNP	8-2-2	9-8-6	2-2-0
DAYTON	12/09/15	67-72	L	11-3-1	DNP	DNP	0-0-0	2-5-0	18-8-2	4-2-0
WOFFORD	12/19/15	80-56	w	6-0-1	0-1-4	3-0-0	0-1-1	2-2-0	21-7-1	9-4-0
at Purdue	12/22/15	55-68	L	0-2-2	0-0-0	DNP	3-0-0	3-1-2	6-3-1	6-5-1
WESTERN MICHIGAN	12/30/15	86-61	w	14-3-5	0-1-1	0-0-0	1-0-1	14-3-0	13-5-1	2-2-2
LSU	01/02/16	82-90	L	12-2-2	DNP	DNP	3-2-0	9-4-1	12-4-1	0-1-0
at Arkansas	01/05/16	85-90	L	10-3-2	2-3-4	DNP	DNP	0-1-0	24-15-2	0-1-0
at South Carolina	01/09/16	65-69	L	15-4-1	0-0-0	DNP	DNP	2-4-1	12-6-1	3-2-0
AUBURN	01/12/16	75-57	w	13-5-1	0-0-0	DNP	2-1-1	2-3-0	9-4-0	5-4-1
ALABAMA	01/16/16	71-63	w	18-1-1	0-0-0	DNP	0-0-0	0-0-0	13-2-1	4-3-0
at Tennessee	01/20/16	88-74	w	2-3-5	0-0-0	DNP	1-0-0	1-1-0	6-7-0	2-0-0
at Kentucky	01/23/16	57-76	L	3-1-1	0-0-0	DNP	2-3-0	3-3-0	13-9-1	2-2-0
FLORIDA	01/26/16	60-59	w	0-4-3	0-0-0	DNP	DNP	DNP	20-12-1	0-0-0
at Texas	01/30/16	58-72	L	7-3-4	0-0-0	DNP	DNP	0-0-0	26-9-2	DNP
TEXAS A&M	02/04/16	77-60	w	5-3-4	DNP	DNP	0-0-0	0-0-0	13-10-1	0-3-2
at Ole Miss	02/06/16	78-85	L	7-3-3	DNP	DNP	DNP	14-2-0	9-2-0	4-0-0
MISSOURI	02/10/16	86-71	w	4-1-0	0-0-0	DNP	0-1-0	7-4-2	14-4-0	4-2-2
at Auburn	02/13/16	86-57	w	4-4-2	0-0-1	0-1-0	2-2-0	11-3-1	17-9-1	6-2-1
at Mississippi State	02/16/16	74-75	L	2-1-1	DNP	DNP	DNP	2-4-1	20-10-1	2-3-1
GEORGIA	02/20/16	80-67	w	0-2-1	0-0-0	DNP	DNP	DNP	15-16-2	2-3-0
at Florida	2/23/16	87-74	w	3-1-1	0-0-0	0-0-0	0-1-0	0-1-0	27-7-2	5-2-0
KENTUCKY	02/27/16	74-62	w	1-1-2	0-0-0	0-0-0	0-0-0	DNP	15-8-1	0-0-0
TENNESSEE	03/01/16	86-69	w	0-1-3	0-0-0	0-0-0	0-1-0	11-0-2	14-7-0	2-1-1
at Texas A&M	03/05/16	67-76	L	9-6-3	DNP	DNP	2-3-1	0-0-0	11-2-0	6-2-0
vs Tennessee	03/10/16	65-67	L	0-3-1	DNP	DNP	DNP	4-0-0	12-2-0	4-1-0

2015-16 Vanderbilt Basketball
Vanderbilt Game-by-Game Highs (as of Mar 14, 2016)
All games

Opponent	Date	Score	Points	Rebounds	Assists	Steals	Blocked shots
AUSTIN PEAY	11/13/15	80-41	14-BALDWIN IV, Wad	13-KORNET, Luke	4-BALDWIN IV, Wad LACHANCE, Riley	1-LACHANCE, Riley BALDWIN IV, Wade TOYE, Joe JONES, Damian HENDERSON, Josh FISHER-DAVIS, Mat	4-KORNET, Luke
GARDNER-WEBB	11/16/15	98-62	18-ROBERSON, Jeff	8-ROBERSON, Jeff	6-LACHANCE, Riley	3-LACHANCE, Riley	3-JONES, Damian
STONY BROOK	11/19/15	79-72	21-BALDWIN IV, Wad	6-JONES, Damian BALDWIN IV, Wade KORNET, Luke	3-LACHANCE, Riley	2-BALDWIN IV, Wad	3-KORNET, Luke
vs ST JOHNS	11/23/15	92-55	13-KORNET, Luke	13-ROBERSON, Jeff	6-BALDWIN IV, Wad	2-BALDWIN IV, Wad	2-KORNET, Luke HENDERSON, Josh
vs Wake Forest	11/24/15	86-64	17-BALDWIN IV, Wad JONES, Damian	10-JONES, Damian	6-LACHANCE, Riley	2-BALDWIN IV, Wad	2-KORNET, Luke JONES, Damian
vs KANSAS	11/25/15	63-70	17-JONES, Damian	10-JONES, Damian	2-ROBERSON, Jeff FISHER-DAVIS, Mat BALDWIN IV, Wade JONES, Damian	2-JUSTICE, Camron	4-KORNET, Luke
DETROIT	12/02/15	102-52	20-BALDWIN IV, Wad	11-KORNET, Luke	5-LACHANCE, Riley	2-BALDWIN IV, Wad JOSEPHS, Carter FISHER-DAVIS, Mat	5-KORNET, Luke
at Baylor	12/06/15	67-69	19-BALDWIN IV, Wad	8-JONES, Damian	6-JONES, Damian	2-BALDWIN IV, Wad ROBERSON, Jeff	3-JONES, Damian
DAYTON	12/09/15	67-72	18-BALDWIN IV, Wad JONES, Damian	8-JONES, Damian	2-JONES, Damian BALDWIN IV, Wade	1-BALDWIN IV, Wad ROBERSON, Jeff JONES, Damian	3-FISHER-DAVIS, M
WOFFORD	12/19/15	80-56	21-JONES, Damian	11-FISHER-DAVIS, M	5-BALDWIN IV, Wad	1-BALDWIN IV, Wad	4-JONES, Damian
at Purdue	12/22/15	55-68	13-BALDWIN IV, Wad	8-BALDWIN IV, Wad	5-BALDWIN IV, Wad	3-BALDWIN IV, Wad	1-HENDERSON, Jos
WESTERN MICHIGAN	12/30/15	86-61	15-BALDWIN IV, Wad	10-ROBERSON, Jeff	10-BALDWIN IV, Wad	3-BALDWIN IV, Wad	2-JONES, Damian
LSU	01/02/16	82-90	17-BALDWIN IV, Wad	6-BALDWIN IV, Wad	7-BALDWIN IV, Wad	3-LACHANCE, Riley BALDWIN IV, Wade	2-JONES, Damian
at Arkansas	01/05/16	85-90	24-JONES, Damian	15-JONES, Damian	4-JOSEPHS, Carter BALDWIN IV, Wade	1-FISHER-DAVIS, M	1-KORNET, Luke JONES, Damian
at South Carolina	01/09/16	65-69	15-LACHANCE, Riley	6-JONES, Damian ROBERSON, Jeff	4-BALDWIN IV, Wad	2-BALDWIN IV, Wad	4-KORNET, Luke
AUBURN	01/12/16	75-57	17-BALDWIN IV, Wad	11-KORNET, Luke	10-BALDWIN IV, Wad	1-ROBERSON, Jeff LACHANCE, Riley	10-KORNET, Luke
ALABAMA	01/16/16	71-63	18-LACHANCE, Riley	11-ROBERSON, Jeff	5-ROBERSON, Jeff BALDWIN IV, Wade	2-ROBERSON, Jeff	1-KORNET, Luke
at Tennessee	01/20/16	88-74	25-BALDWIN IV, Wad	14-KORNET, Luke	5-LACHANCE, Riley BALDWIN IV, Wade	2-LACHANCE, Riley	5-KORNET, Luke
at Kentucky	01/23/16	57-76	13-JONES, Damian	9-JONES, Damian	2-KORNET, Luke BALDWIN IV, Wade	1-JONES, Damian BALDWIN IV, Wade HENDERSON, Josh	2-JONES, Damian
FLORIDA	01/26/16	60-59	24-BALDWIN IV, Wad	12-JONES, Damian	4-BALDWIN IV, Wad	1-ROBERSON, Jeff BALDWIN IV, Wade KORNET, Luke LACHANCE, Riley	6-KORNET, Luke
at Texas	01/30/16	58-72	26-JONES, Damian	9-JONES, Damian	4-LACHANCE, Riley	1-KORNET, Luke JUSTICE, Camron	2-JONES, Damian
TEXAS A&M	02/04/16	77-60	20-ROBERSON, Jeff	10-JONES, Damian	8-BALDWIN IV, Wad	1-LACHANCE, Riley KORNET, Luke	5-JONES, Damian
at Ole Miss	02/06/16	78-85	20-KORNET, Luke	9-KORNET, Luke	9-BALDWIN IV, Wad	2-BALDWIN IV, Wad	1-KORNET, Luke

2015-16 Vanderbilt Basketball
Vanderbilt Game-by-Game Highs (as of Mar 14, 2016)
All games

Opponent	Date	Score	Points	Rebounds	Assists	Steals	Blocked shots
						LACHANCE, Riley KORNET, Luke	JONES, Damian BALDWIN IV, Wade HENDERSON, Josh
MISSOURI	02/10/16	86-71	17-BALDWIN IV, Wad	12-KORNET, Luke	7-BALDWIN IV, Wad	1-CRESSLER, Nolan ROBERSON, Jeff FISHER-DAVIS, Mat	5-KORNET, Luke
at Auburn	02/13/16	86-57	17-JONES, Damian	9-JONES, Damian	7-BALDWIN IV, Wad	2-BALDWIN IV, Wad	2-KORNET, Luke
at Mississippi State	02/16/16	74-75	20-FISHER-DAVIS, M JONES, Damian	10-JONES, Damian	9-BALDWIN IV, Wad	1-HENDERSON, Jos BALDWIN IV, Wade	2-KORNET, Luke
GEORGIA	02/20/16	80-67	17-BALDWIN IV, Wad	16-JONES, Damian	7-BALDWIN IV, Wad	2-KORNET, Luke BALDWIN IV, Wade	2-JONES, Damian
at Florida	2/23/16	87-74	27-JONES, Damian	10-ROBERSON, Jeff	3-ROBERSON, Jeff BALDWIN IV, Wade	1-BALDWIN IV, Wad	4-KORNET, Luke
KENTUCKY	02/27/16	74-62	20-FISHER-DAVIS, M	11-KORNET, Luke	6-BALDWIN IV, Wad	1-JONES, Damian	1-BALDWIN IV, Wad FISHER-DAVIS, Mat JONES, Damian
TENNESSEE	03/01/16	86-69	17-BALDWIN IV, Wad	8-ROBERSON, Jeff	7-BALDWIN IV, Wad	2-BALDWIN IV, Wad	5-KORNET, Luke
at Texas A&M	03/05/16	67-76	11-JONES, Damian BALDWIN IV, Wade	7-ROBERSON, Jeff	8-BALDWIN IV, Wad	2-FISHER-DAVIS, M	6-KORNET, Luke
vs Tennessee	03/10/16	65-67	13-BALDWIN IV, Wad	8-ROBERSON, Jeff KORNET, Luke	8-BALDWIN IV, Wad	1-BALDWIN IV, Wad KORNET, Luke LACHANCE, Riley	5-KORNET, Luke

2015-16 Vanderbilt Basketball
Vanderbilt Team High/Low Analysis (as of Mar 14, 2016)
All games

Vanderbilt - TEAM GAME HIGHS

POINTS	102	DETROIT (12/02/15)
	98	GARDNER-WEBB (11/16/15)
	92	vs ST JOHNS (11/23/15)
	88	at Tennessee (01/20/16)
	87	at Florida (2/23/16)
FIELD GOALS MADE	36	at Auburn (02/13/16)
	35	DETROIT (12/02/15)
FIELD GOAL ATTEMPTS	73	at Auburn (02/13/16)
	72	AUSTIN PEAY (11/13/15)
FIELD GOAL PERCENTAGE	.582 (32-55)	GARDNER-WEBB (11/16/15)
	.577 (30-52)	at Florida (2/23/16)
3 PT FIELD GOALS MADE	13	TEXAS A&M (02/04/16)
	13	at Tennessee (01/20/16)
3 PT FG ATTEMPTS	33	at Tennessee (01/20/16)
	30	WESTERN MICHIGAN (12/30/15)
3 PT FG PERCENTAGE	.588 (10-17)	WOFFORD (12/19/15)
	.563 (9-16)	ALABAMA (01/16/16)
FREE THROWS MADE	29	at Tennessee (01/20/16)
	23	GEORGIA (02/20/16)
	23	at Arkansas (01/05/16)
	23	GARDNER-WEBB (11/16/15)
FREE THROW ATTEMPTS	39	at Tennessee (01/20/16)
	36	ALABAMA (01/16/16)
FREE THROW PERCENTAGE	1.000 (11-11)	at Texas A&M (03/05/16)
	.880 (22-25)	LSU (01/02/16)
REBOUNDS	53	DETROIT (12/02/15)
	51	AUSTIN PEAY (11/13/15)
ASSISTS	22	WESTERN MICHIGAN (12/30/15)
	21	at Auburn (02/13/16)
	21	vs ST JOHNS (11/23/15)
STEALS	10	TENNESSEE (03/01/16)
	9	GARDNER-WEBB (11/16/15)
BLOCKED SHOTS	11	DETROIT (12/02/15)
	10	at Tennessee (01/20/16)
	10	AUBURN (01/12/16)
TURNOVERS	26	at Arkansas (01/05/16)
	19	at Ole Miss (02/06/16)
	19	FLORIDA (01/26/16)
FOULS	30	at Ole Miss (02/06/16)
	27	at Purdue (12/22/15)

2015-16 Vanderbilt Basketball
Vanderbilt High/Low Analysis (as of Mar 14, 2016)
All games

Opponent - GAME HIGHS

POINTS	90		at Arkansas (01/05/16)
	90		LSU (01/02/16)
	85		at Ole Miss (02/06/16)
	76		at Texas A&M (03/05/16)
	76		at Kentucky (01/23/16)
FIELD GOALS MADE	33		at Kentucky (01/23/16)
	30		LSU (01/02/16)
	30		STONY BROOK (11/19/15)
FIELD GOAL ATTEMPTS	76		at Tennessee (01/20/16)
	72		MISSOURI (02/10/16)
FIELD GOAL PERCENTAGE	.550	(33-60)	at Kentucky (01/23/16)
	.484	(30-62)	LSU (01/02/16)
3 PT FIELD GOALS MADE	11		DETROIT (12/02/15)
	10		at Ole Miss (02/06/16)
3 PT FG ATTEMPTS	32		at Auburn (02/13/16)
	30		at Ole Miss (02/06/16)
3 PT FG PERCENTAGE	.538	(7-13)	TENNESSEE (03/01/16)
	.500	(8-16)	vs KANSAS (11/25/15)
FREE THROWS MADE	27		at Ole Miss (02/06/16)
	26		at Arkansas (01/05/16)
FREE THROW ATTEMPTS	38		at Ole Miss (02/06/16)
	35		at Arkansas (01/05/16)
FREE THROW PERCENTAGE	.813	(13-16)	at Auburn (02/13/16)
	.806	(25-31)	LSU (01/02/16)
REBOUNDS	45		MISSOURI (02/10/16)
	45		AUSTIN PEAY (11/13/15)
ASSISTS	21		at Texas A&M (03/05/16)
	18		at Baylor (12/06/15)
STEALS	15		at Arkansas (01/05/16)
	10		at Texas (01/30/16)
BLOCKED SHOTS	8		at Purdue (12/22/15)
	7		KENTUCKY (02/27/16)
	7		AUBURN (01/12/16)
TURNOVERS	19		GARDNER-WEBB (11/16/15)
	15		DETROIT (12/02/15)
	15		STONY BROOK (11/19/15)
FOULS	27		at Arkansas (01/05/16)
	27		GARDNER-WEBB (11/16/15)

2015-16 Vanderbilt Basketball
Vanderbilt High/Low Analysis (as of Mar 14, 2016)
All games

Vanderbilt - GAME LOWS

POINTS	55		at Purdue (12/22/15)
	57		at Kentucky (01/23/16)
	58		at Texas (01/30/16)
	60		FLORIDA (01/26/16)
	63		vs KANSAS (11/25/15)
FIELD GOALS MADE	16		at Kentucky (01/23/16)
	18		FLORIDA (01/26/16)
FIELD GOAL ATTEMPTS	44		FLORIDA (01/26/16)
	47		at Baylor (12/06/15)
	47		AUBURN (01/12/16)
FIELD GOAL PERCENTAGE	.320	(16-50)	at Kentucky (01/23/16)
	.328	(20-61)	at South Carolina (01/09/16)
3 PT FIELD GOALS MADE	3		FLORIDA (01/26/16)
	5		STONY BROOK (11/19/15)
	5		at Purdue (12/22/15)
	5		at South Carolina (01/09/16)
	5		at Kentucky (01/23/16)
3 PT FG ATTEMPTS	9		FLORIDA (01/26/16)
	13		AUBURN (01/12/16)
3 PT FG PERCENTAGE	.208	(5-24)	at South Carolina (01/09/16)
	.222	(6-27)	vs KANSAS (11/25/15)
FREE THROWS MADE	4		TEXAS A&M (02/04/16)
	5		at Texas (01/30/16)
	5		at Auburn (02/13/16)
FREE THROW ATTEMPTS	6		TEXAS A&M (02/04/16)
	10		at Texas (01/30/16)
	10		vs Tennessee (03/10/16)
FREE THROW PERCENTAGE	.455	(5-11)	at Auburn (02/13/16)
	.500	(5-10)	at Texas (01/30/16)
REBOUNDS	29		LSU (01/02/16)
	29		ALABAMA (01/16/16)
	29		at Texas (01/30/16)
ASSISTS	6		DAYTON (12/09/15)
	8		STONY BROOK (11/19/15)
	8		at Kentucky (01/23/16)
STEALS	1		WOFFORD (12/19/15)
	1		at Arkansas (01/05/16)
	1		at Florida (2/23/16)
	1		KENTUCKY (02/27/16)
BLOCKED SHOTS	1		at Purdue (12/22/15)
	1		ALABAMA (01/16/16)
TURNOVERS	5		GEORGIA (02/20/16)
	5		KENTUCKY (02/27/16)
FOULS	10		at Kentucky (01/23/16)
	13		TEXAS A&M (02/04/16)
	13		TENNESSEE (03/01/16)

2015-16 Vanderbilt Basketball
Vanderbilt High/Low Analysis (as of Mar 14, 2016)
All games

Opponent - GAME LOWS

POINTS	41		AUSTIN PEAY (11/13/15)
	52		DETROIT (12/02/15)
	55		vs ST JOHNS (11/23/15)
	56		WOFFORD (12/19/15)
	57		AUBURN (01/12/16)
	57		at Auburn (02/13/16)
FIELD GOALS MADE	14		AUSTIN PEAY (11/13/15)
	16		DETROIT (12/02/15)
FIELD GOAL ATTEMPTS	50		GARDNER-WEBB (11/16/15)
	52		ALABAMA (01/16/16)
FIELD GOAL PERCENTAGE	.219	(14-64)	AUSTIN PEAY (11/13/15)
	.229	(16-70)	DETROIT (12/02/15)
3 PT FIELD GOALS MADE	1		AUSTIN PEAY (11/13/15)
	2		vs ST JOHNS (11/23/15)
	2		at Purdue (12/22/15)
	2		WESTERN MICHIGAN (12/30/15)
3 PT FG ATTEMPTS	11		at Baylor (12/06/15)
	13		at South Carolina (01/09/16)
	13		TENNESSEE (03/01/16)
3 PT FG PERCENTAGE	.063	(1-16)	AUSTIN PEAY (11/13/15)
	.105	(2-19)	at Purdue (12/22/15)
FREE THROWS MADE	4		at Kentucky (01/23/16)
	6		WOFFORD (12/19/15)
	6		FLORIDA (01/26/16)
	6		TENNESSEE (03/01/16)
FREE THROW ATTEMPTS	6		at Kentucky (01/23/16)
	8		TENNESSEE (03/01/16)
FREE THROW PERCENTAGE	.350	(7-20)	ALABAMA (01/16/16)
	.435	(10-23)	KENTUCKY (02/27/16)
REBOUNDS	25		GARDNER-WEBB (11/16/15)
	26		vs ST JOHNS (11/23/15)
ASSISTS	1		AUSTIN PEAY (11/13/15)
	4		DETROIT (12/02/15)
STEALS	2		GARDNER-WEBB (11/16/15)
	2		STONY BROOK (11/19/15)
	2		WESTERN MICHIGAN (12/30/15)
	2		KENTUCKY (02/27/16)
BLOCKED SHOTS	0		AUSTIN PEAY (11/13/15)
	0		WESTERN MICHIGAN (12/30/15)
	0		at Auburn (02/13/16)
TURNOVERS	5		KENTUCKY (02/27/16)
	6		WOFFORD (12/19/15)
	6		at Tennessee (01/20/16)
	6		at Texas (01/30/16)
	6		MISSOURI (02/10/16)
FOULS	10		TEXAS A&M (02/04/16)
	10		vs Tennessee (03/10/16)

2015-16 Vanderbilt Basketball
Vanderbilt Player High/Low Analysis (as of Mar 14, 2016)
All games

Vanderbilt - INDIVIDUAL GAME HIGHS

Points	27	JONES, Damian at Florida (2/23/16)
	26	JONES, Damian at Texas (01/30/16)
	25	BALDWIN IV, Wade at Tennessee (01/20/16)
	24	BALDWIN IV, Wade vs Florida (01/26/16)
	24	JONES, Damian at Arkansas (01/05/16)
Field Goals Made	12	JONES, Damian at Florida (2/23/16)
	12	JONES, Damian at Texas (01/30/16)
Field Goal Att.	20	JONES, Damian at Texas (01/30/16)
	17	KORNET, Luke at Ole Miss (02/06/16)
FG Pct (min 5 made)	.923 (12-13)	JONES, Damian at Florida (2/23/16)
	.875 (7-8)	JONES, Damian vs Tennessee (03/01/16)
3-Point FG Made	6	FISHER-DAVIS, Matthe at Mississippi State (02/16/16)
	6	FISHER-DAVIS, Matthe at Tennessee (01/20/16)
3-Point FG Att.	11	FISHER-DAVIS, Matthe at Tennessee (01/20/16)
	10	FISHER-DAVIS, Matthe vs Missouri (02/10/16)
	10	FISHER-DAVIS, Matthe at Texas (01/30/16)
3-Pt FG Pct (min 2 made)	1.000 (2-2)	JUSTICE, Camron vs Georgia (02/20/16)
	1.000 (2-2)	BALDWIN IV, Wade vs Wofford (12/19/15)
	1.000 (2-2)	LACHANCE, Riley vs Wofford (12/19/15)
	1.000 (2-2)	FISHER-DAVIS, Matthe vs ST JOHNS (11/23/15)
Free Throws Made	12	BALDWIN IV, Wade at Tennessee (01/20/16)
	10	BALDWIN IV, Wade vs Dayton (12/09/15)
Free Throw Att.	14	BALDWIN IV, Wade vs Florida (01/26/16)
	13	BALDWIN IV, Wade at Tennessee (01/20/16)
FT Pct (min 3 made)	1.000 (7-7)	BALDWIN IV, Wade at Ole Miss (02/06/16)
	1.000 (6-6)	BALDWIN IV, Wade at Texas A&M (03/05/16)
	1.000 (6-6)	BALDWIN IV, Wade vs Tennessee (03/01/16)
	1.000 (5-5)	ROBERSON, Jeff vs Tennessee (03/01/16)
	1.000 (5-5)	HENDERSON, Josh vs Wofford (12/19/15)
	1.000 (4-4)	KORNET, Luke at Florida (2/23/16)
	1.000 (4-4)	FISHER-DAVIS, Matthe vs Missouri (02/10/16)
	1.000 (4-4)	ROBERSON, Jeff at Kentucky (01/23/16)
	1.000 (4-4)	FISHER-DAVIS, Matthe at Arkansas (01/05/16)
	1.000 (4-4)	BALDWIN IV, Wade at Arkansas (01/05/16)
	1.000 (4-4)	JONES, Damian vs LSU (01/02/16)
	1.000 (4-4)	ROBERSON, Jeff vs LSU (01/02/16)
	1.000 (4-4)	ROBERSON, Jeff vs Wofford (12/19/15)
	1.000 (4-4)	HENDERSON, Josh vs Dayton (12/09/15)
	1.000 (4-4)	BALDWIN IV, Wade vs ST JOHNS (11/23/15)
	1.000 (4-4)	FISHER-DAVIS, Matthe vs Stony Brook (11/19/15)
	1.000 (4-4)	KORNET, Luke vs Gardner-Webb (11/16/15)
	1.000 (3-3)	BALDWIN IV, Wade vs Tennessee (03/10/16)
	1.000 (3-3)	JONES, Damian at Texas A&M (03/05/16)
	1.000 (3-3)	JONES, Damian vs Kentucky (02/27/16)
	1.000 (3-3)	LACHANCE, Riley vs Alabama (01/16/16)
	1.000 (3-3)	ROBERSON, Jeff vs Auburn (01/12/16)
Rebounds	16	JONES, Damian vs Georgia (02/20/16)
	15	JONES, Damian at Arkansas (01/05/16)
Assists	10	BALDWIN IV, Wade vs Auburn (01/12/16)
	10	BALDWIN IV, Wade vs Western Michigan (12/30/15)
Steals	3	BALDWIN IV, Wade vs LSU (01/02/16)
	3	LACHANCE, Riley vs LSU (01/02/16)
	3	BALDWIN IV, Wade vs Western Michigan (12/30/15)

	3	BALDWIN IV, Wade at Purdue (12/22/15)
	3	LACHANCE, Riley vs Gardner-Webb (11/16/15)
Blocked Shots	10	KORNET, Luke vs Auburn (01/12/16)
	6	KORNET, Luke at Texas A&M (03/05/16)
	6	KORNET, Luke vs Florida (01/26/16)
Turnovers	8	BALDWIN IV, Wade at Arkansas (01/05/16)
	6	BALDWIN IV, Wade at Florida (2/23/16)
	6	BALDWIN IV, Wade at Purdue (12/22/15)
Fouls	5	JONES, Damian at Texas A&M (03/05/16)
	5	ROBERSON, Jeff vs Kentucky (02/27/16)
	5	FISHER-DAVIS, Matthe vs Georgia (02/20/16)
	5	JONES, Damian vs Missouri (02/10/16)
	5	ROBERSON, Jeff at Ole Miss (02/06/16)
	5	BALDWIN IV, Wade at Ole Miss (02/06/16)
	5	JONES, Damian at Ole Miss (02/06/16)
	5	ROBERSON, Jeff vs Texas A&M (02/04/16)
	5	JONES, Damian at Tennessee (01/20/16)
	5	KORNET, Luke vs Alabama (01/16/16)
	5	CRESSLER, Nolan at South Carolina (01/09/16)
	5	JONES, Damian at South Carolina (01/09/16)
	5	BALDWIN IV, Wade at South Carolina (01/09/16)
	5	JONES, Damian at Arkansas (01/05/16)
	5	BALDWIN IV, Wade at Arkansas (01/05/16)
	5	ROBERSON, Jeff vs LSU (01/02/16)
	5	LACHANCE, Riley vs LSU (01/02/16)
	5	ROBERSON, Jeff at Purdue (12/22/15)
	5	JONES, Damian at Purdue (12/22/15)
	5	HENDERSON, Josh at Purdue (12/22/15)
	5	BALDWIN IV, Wade at Baylor (12/06/15)
	5	BALDWIN IV, Wade vs KANSAS (11/25/15)

2015-16 Vanderbilt Basketball
Vanderbilt Opponent High/Low Analysis (as of Mar 14, 2016)
All games

OPPONENT INDIVIDUAL GAME HIGHS

Points	36		SIMMONS, Ben vs LSU (01/02/16)
	33		Murray, Jamal vs Kentucky (02/27/16)
	30		Prince, Taurean at Baylor (12/06/15)
	26		Punter, Kevin at Tennessee (01/20/16)
	26		BELL, ANTHLON at Arkansas (01/05/16)
Field Goals Made	12		Murray, Jamal vs Kentucky (02/27/16)
	10		SIMMONS, Ben vs LSU (01/02/16)
	10		Prince, Taurean at Baylor (12/06/15)
	10		Warney, Jameel vs Stony Brook (11/19/15)
Field Goal Att.	25		Moody,Stefan at Ole Miss (02/06/16)
	21		MATEN, Yante vs Georgia (02/20/16)
FG Pct (min 5 made)	.800	(8-10)	Poythress, Alex at Kentucky (01/23/16)
	.778	(7-9)	GANT, Jakeenan vs Missouri (02/10/16)
3-Point FG Made	6		Murray, Jamal vs Kentucky (02/27/16)
	6		BELL, ANTHLON at Arkansas (01/05/16)
3-Point FG Att.	15		Moody,Stefan at Ole Miss (02/06/16)
	12		Lang,TJ at Auburn (02/13/16)
3-Pt FG Pct (min 2 made)	1.000	(2-2)	Mostella, Detrick vs Tennessee (03/01/16)
	.800	(4-5)	Phillips, Shembari vs Tennessee (03/01/16)
Free Throws Made	16		SIMMONS, Ben vs LSU (01/02/16)
	10		Moody,Stefan at Ole Miss (02/06/16)
Free Throw Att.	19		SIMMONS, Ben vs LSU (01/02/16)
	11		ROSBURG, Ryan vs Missouri (02/10/16)
	11		Thomas,Devin vs Wake Forest (11/24/15)
FT Pct (min 3 made)	1.000	(10-10)	Moody,Stefan at Ole Miss (02/06/16)
	1.000	(5-5)	Punter, Kevin at Tennessee (01/20/16)
	1.000	(4-4)	Finney-Smith, Dorian at Florida (2/23/16)
	1.000	(4-4)	Gielo,Tomasz at Ole Miss (02/06/16)
	1.000	(4-4)	Baulkman, Devon at Tennessee (01/20/16)
	1.000	(4-4)	Mitoglou,Dinos vs Wake Forest (11/24/15)
	1.000	(4-4)	NELSON, Tyrell vs Gardner-Webb (11/16/15)
	1.000	(3-3)	Phillips, Shembari vs Tennessee (03/01/16)
	1.000	(3-3)	IVEY, Isaiah vs Gardner-Webb (11/16/15)
Rebounds	15		Bowers,Cinmeon at Auburn (02/13/16)
	14		Finney-Smith, Dorian vs Florida (01/26/16)
	14		SIMMONS, Ben vs LSU (01/02/16)
	14		Horton,Chris vs Austin Peay (11/13/15)
Assists	8		Alex Caruso at Texas A&M (03/05/16)
	6		Moore, Armani vs Tennessee (03/01/16)
	6		Ulis, Tyler vs Kentucky (02/27/16)
	6		IJ Ready at Mississippi State (02/16/16)
	6		CLARK, Wes vs Missouri (02/10/16)
	6		Canty,Kareem vs Auburn (01/12/16)
	6		DURHAM, JABRIL at Arkansas (01/05/16)
Steals	5		Baulkman, Devon vs Tennessee (03/10/16)
	4		Alex Caruso vs Texas A&M (02/04/16)
	4		Roach Jr., Kerwin at Texas (01/30/16)
	4		DURHAM, JABRIL at Arkansas (01/05/16)
	4		KINGSLEY, MOSES at Arkansas (01/05/16)
	4		JENKINS, Chris vs Detroit (12/02/15)
Blocked Shots	7		Hammons, A.J. at Purdue (12/22/15)
	4		Warney, Jameel vs Stony Brook (11/19/15)
Turnovers	6		Bowers,Cinmeon at Auburn (02/13/16)

Fouls	5	Phillips, Shembari vs Tennessee (03/01/16)
	5	Finney-Smith, Dorian vs Florida (01/26/16)
	5	Poythress, Alex vs Kentucky (02/27/16)
	5	Craig Sword at Mississippi State (02/16/16)
	5	GANT, Jakeenan vs Missouri (02/10/16)
	5	Perez,Anthony at Ole Miss (02/06/16)
	5	Gielo,Tomasz at Ole Miss (02/06/16)
	5	Egbunu, John vs Florida (01/26/16)
	5	Schofield, Admiral at Tennessee (01/20/16)
	5	Hale, Shannon vs Alabama (01/16/16)
	5	CARRERA, Michael at South Carolina (01/09/16)
	5	Matthew Pegram vs Wofford (12/19/15)
	5	Gathers, Rico at Baylor (12/06/15)
	5	Moore,Doral vs Wake Forest (11/24/15)
	5	McGrew, Rayshaun vs Stony Brook (11/19/15)
	5	Walker, Ahmad vs Stony Brook (11/19/15)
	5	MILLER, Brandon vs Gardner-Webb (11/16/15)