



Game 29/VANDERBILT (13-15, 7-9) vs. #11/9 FLORIDA (23-5, 13-3)
Gainesville, Fla. - O'Connell Center - 7 p.m. CT

Radio: Vanderbilt Radio Network from IMG College, vucommadores.com

Radio Talent: Joe Fisher (pxp), Tim Thompson (analyst)

Satellite Radio: Sirius 123, XM 190

TV: SEC Network

TV Talent: Dave Neal (pxp), Barry Booker (analyst)

Live Stats: vucommadores.com

Twitter Updates: @VandyMBB

Vanderbilt Athletic Communications

2601 Jess Neely Drive, Nashville, TN 37212

phone: 615-322-4121

www.vucommadores.com

VANDERBILT SCHEDULE/RESULTS

NOVEMBER

Date	VU	Opp	Opponent	Time/Result	TV/Rec.
Nov. 2	-	-	St. Xavier (Ill.)	W, 77-68	-
Nov. 5	-	-	Delta State	W, 69-48	-
Nov. 10	-	-	Nicholls St.	W, 80-65	1-0
Nov. 16	-	-	Oregon	L, 48-74	1-1
Nov. 22	-	RV	Davidson	L, 62-75	1-2
Nov. 23	-	-	Marist	L, 33-50	1-3
Nov. 25	-	-	UTEP	W, 73-49	2-3

Old Spice Classic, Orlando, Fla.

DECEMBER

Date	VU	Opp	Opponent	Time	TV
Dec. 1	-	-	Villanova	L, 52-62	2-4
Dec. 6	-	-	Xavier	W, 64-62 OT	3-4
Dec. 15	-	-	Alabama A&M	W, 71-46	4-4
Dec. 17	-	-	Cornell	W, 66-55	5-4
Dec. 21	-	-	MTSU	L, 52-56	5-5
Dec. 29	-	18/21	Butler	L, 49-68	5-6

JANUARY

Date	VU	Opp	Opponent	Time	TV
Jan. 2	-	-	William & Mary	W, 64-50	6-6
Jan. 10	-	-	Kentucky*	L, 58-60	6-7, 0-1
Jan. 12	-	-	Arkansas*	L, 33-56	6-8, 0-2
Jan. 15	-	-	Ole Miss*	L, 79-89 OT	6-9, 0-3
Jan. 19	-	-	South Carolina*	W, 58-51	7-9, 1-3
Jan. 23	-	-	Auburn*	W, 73-61	8-9, 2-3
Jan. 26	-	22/22	Missouri*	L, 59-81	8-10, 2-4
Jan. 29	-	-	Tennessee*	L, 57-58	8-11, 2-5

FEBRUARY

Date	VU	Opp	Opponent	Time	TV
Feb. 2	-	-	Alabama*	L, 54-58	8-12, 2-6
Feb. 6	-	-	LSU*	L, 56-57	8-13, 2-7
Feb. 9	-	-	Arkansas*	W, 67-49	9-13, 3-7
Feb. 13	-	-	Tennessee*	L, 46-58	9-14, 3-8
Feb. 16	-	-	Texas A&M*	W, 63-56	10-14, 4-8
Feb. 20	-	-	Kentucky*	L, 70-74	10-15, 4-9
Feb. 23	-	-	Miss. State*	W, 72-31	11-15, 5-9
Feb. 27	-	-	Georgia*	W, 63-62	12-15, 6-9

MARCH

Date	VU	Opp	Opponent	Time	TV
Mar. 2	-	-	Auburn*	W, 62-55	13-15, 7-9
Mar. 6	-	11/9	Florida*	7 p.m.	SECN
Mar. 9	-	-	South Carolina*	12:47 p.m.	SECN
Mar. 13-17	-	-	SEC Tournament (Nashville, Tenn.)		

ALL TIMES CENTRAL

RANKINGS: AP/ESPN

*SEC GAME

GAME INFORMATION



SERIES INFORMATION



2012-13 Record: 13-15, 7-9 SEC
Head Coach: Kevin Stallings
Career Record: 397-237 (20)
VU Record: 274-174 (14)

Series Record: Vanderbilt leads the all-time series, 64-60.
Last Meeting: Vanderbilt won the last meeting, 77-67, at Memorial Gym on 2/28/12.

2012-13 Record: 23-5, 13-3 SEC
Head Coach: Billy Donovan
Career Record: 444-183 (19)
Florida Record: 409-163 (17)

2012-13 LEADERS
Points: Kedren Johnson (13.6)
Rebounds: Kevin Bright (5.6)
Assists: Kedren Johnson (3.7)
Blocks: Josh Henderson (0.8)

Record at Vanderbilt: VU leads 41-14.
Record at Florida: VU leads 40-21.
Record at Neutral Site: UF leads 6-2.
Coach Stallings vs. Florida: Coach Stallings is 8-21 against Florida.

2012-13 LEADERS
Points: Mike Rosario (12.9)
Rebounds: Patric Young (6.4)
Assists: Scottie Wilbekin (5.3)
Blocks: Patric Young (1.7)

Last Time

Vanderbilt claimed its third win in a row and its fourth in five games after a 62-55 win over Auburn on Saturday. Kedren Johnson led the team with 16 points, Kevin Bright added 14, and Josh Henderson scored 11. The Commodores carry the current longest winning streak in the SEC heading into the midweek games.

321

Vanderbilt's ranking among the 347 Division I basketball playing schools in terms of experience on the roster by kenpom.com. Florida is ranked 28th in terms of experience.

43.6

43.6% of Vanderbilt's attempts from the floor are threes, which ranks eighth out of 347 Division I teams. 39.1% of the team's total points comes off of threes, which ranks first nationally. UF leads the league in threes made (8.5) and attempted (22.4), with the Commodores second in both categories (7.9 makes, 22 attempts per game).

7

The Commodores' seven 20-win seasons in the last nine years is only third in SEC to Florida, who has had nine, and Kentucky, who has had eight. Other school totals: Miss. St. (6), Tennessee (5), Ole Miss (4), South Carolina (4), LSU (3), Alabama (3), Arkansas (3), Auburn (1), Georgia (1).

Close Losses

Of the nine league losses this season, one has gone to overtime (Ole Miss), two were by four points (Alabama, led by 11 with seven minutes to go, at Kentucky), one was by two points (Kentucky at home), and a pair of games by one point (at Tennessee, at LSU).

FOTW

Freshman Kevin Bright captured SEC Freshman of the Week honors from the SEC on Monday after averaging 12.5 points and 7.0 rebounds in two Vanderbilt victories last week. It is Bright's second SEC weekly honor of the season. He was 8-14 from the floor for the week (.571), and 7-12 from three (.583), with his only two-point basket a game winner against Georgia with 0.8 seconds remaining to give the Commodores a 63-62 win. In his last three games, Bright has converted on 12 of his 18 three-point opportunities, which is a 66.7 percent clip.

10+

The Commodores have made 10 or more threes in its last three of its four games, and have made 10 or more in eight games this year.

HEAD COACH KEVIN STALLINGS



THE STALLINGS FILE

Born: October 1, 1960
High School: Collinsville (Ill.) '78
College: Bachelor's Degree in Business Management and Marketing, Purdue, '82, Master's Degree in Counseling, Purdue, '85
Family: Wife, Lisa, three children, Jacob (22), Alexa (18), Jordyn (12)

WINNINGEST COACHES AT VANDERBILT

Coach	Yrs	Record	Pct
1. Roy Skinner (1959, 1962-76)	16	278-135	.673
2. Kevin Stallings (1999-)	14	274-174	.611
3. Bob Polk (1948-58, 1960-61)	13	197-106	.650
4. C.M. Newton (1982-89)	8	129-115	.529
5. Jan van Breda Kolff (1994-99)	6	104-81	.562
6. Josh Cody (1924-27, 1932-36)	9	98-100	.495
7. Eddie Fogler (1990-93)	4	81-48	.628

WINNINGEST COACHES AT MEMORIAL GYM







Coach	Yrs	Record
1. Kevin Stallings (2000-)	14	186-53
2. Roy Skinner (1959, 1962-76)	16	181-41
3. Bob Polk (1948-58, 1960-61)	8	96-15
4. C.M. Newton (1982-89)	8	91-37
5. Jan van Breda Kolff (1994-99)	6	75-20
6. Eddie Fogler (1990-93)	4	54-12

STALLINGS THROUGH THE YEARS

Year	School	Position	W-L	Conf.	Postseason
2013	Vanderbilt	Head Coach	13-15	7-9	-
2012	Vanderbilt	Head Coach	25-11	10-6	NCAA Third Round
2011	Vanderbilt	Head Coach	23-11	9-7	NCAA Second Round
2010	Vanderbilt	Head Coach	24-9	12-4	NCAA First Round
2009	Vanderbilt	Head Coach	19-11	8-8	-
2008	Vanderbilt	Head Coach	26-8	10-6	NCAA First Round
2007	Vanderbilt	Head Coach	22-12	10-6	NCAA Regional Semifinals
2006	Vanderbilt	Head Coach	17-13	7-9	NIT First Round
2005	Vanderbilt	Head Coach	20-14	8-8	NIT Quarterfinals
2004	Vanderbilt	Head Coach	23-10	8-8	NCAA Regional Semifinals
2003	Vanderbilt	Head Coach	11-18	3-13	—
2002	Vanderbilt	Head Coach	17-15	6-10	NIT First Round [^]
2001	Vanderbilt	Head Coach	15-15	4-12	—
2000	Vanderbilt	Head Coach	19-11	8-8	NIT First Round
1999	Illinois State	Head Coach	16-15	7-11	—
1998	Illinois State	Head Coach	25-6	16-2 [•]	NCAA Second Round
1997	Illinois State	Head Coach	24-6	14-4 [•]	NCAA First Round
1996	Illinois State	Head Coach	22-12	13-5	NIT Quarterfinals
1995	Illinois State	Head Coach	20-13	13-5	NIT Second Round
1994	Illinois State	Head Coach	16-11	12-6	—
1993	Kansas	Assistant	29-7	11-3 [•]	NCAA Final Four
1992	Kansas	Assistant	27-5	11-3 [•]	NCAA Second Round
1991	Kansas	Assistant	27-8	10-4 [•]	NCAA Final Four*
1990	Kansas	Assistant	30-5	11-3	NCAA Second Round
1989	Kansas	Assistant	19-12	6-8	—
1988	Purdue	Assistant	29-4	16-2 [•]	NCAA Sweet 16
1987	Purdue	Assistant	25-5	15-3 [•]	NCAA Second Round
1986	Purdue	Assistant	22-10	11-7	NCAA First Round
1985	Purdue	Assistant	20-9	12-6	NCAA First Round
1984	Purdue	Assistant	22-7	15-3 [•]	NCAA First Round
1983	Purdue	Assistant	21-9	11-7	NCAA Second Round
1982	Purdue	Player	18-14	11-7	NIT Final Four
1981	Purdue	Player	21-11	10-8	NIT Final Four
1980	Purdue	Player	27-8	11-7 [#]	NCAA Final Four*
1979	Belleville J.C.	Player	28-9	—	NJCAA Tournament
Totals at Vanderbilt (Head Coach)			274-174	110-114	
Totals at Illinois State (Head Coach)			123-63	75-33	
Head Coach Totals			397-237	185-146	
Totals at Kansas (Assistant Coach)			132-37	49-21	
Totals at Purdue (Assistant Coach)			139-44		
Totals at Purdue (playing)			66-33		

• Regular season conference champions; # Conference tournament champions; * Lost in National Championship game; ^ Included an Opening Round play-in game that Vanderbilt won over Houston.

25	In 33 seasons, his teams have made 25 tournament appearances, including 19 NCAA berths and three Final Fours.
24	20-Win Seasons in his career and 12 conference championships.
7	20-Win Seasons in last nine seasons and total number of 20-win seasons at Vanderbilt, the most of any Commodore coach.
274	Number of victories at Vanderbilt. Trails only Roy Skinner, who had 278 career wins, for all-time winningest coach mark.
397	Total victories as a head coach.
3	SEC Players of the Year in his 13-year tenure - Dan Langhi (2000), Derrick Byers (2007), Shan Foster (2008).
24	All-SEC Performers during his time at Vanderbilt.
3	Consecutive trips to the NCAA Tournament (2010, 2011, 2012), the first time Vanderbilt has accomplished the feat.
6	NCAA Tournaments in the last nine seasons.
2	Sweet 16 appearances as Commodore mentor (2004, 2007).
42	At Vanderbilt, all 42 of his seniors either have earned or are currently working toward their college degree.
61	The Commodores won their first SEC Tournament crown in 61 years after defeating #1 Kentucky in final in 2012.
1	Only one losing season as a player or coach in 33 years.
139	Number of victories in last seven seasons with Vanderbilt prior to 2012-13, an average of 23.2 wins a season.

0		ROD ODOM F ★ 6-9 ★ 212 ★ Jr. ★ Central Islip, N.Y. <table border="1"> <thead> <tr> <th>PPG</th> <th>RPG</th> <th>APG</th> <th>SPG</th> <th>BPG</th> <th>MPG</th> </tr> </thead> <tbody> <tr> <td>10.2</td> <td>4.2</td> <td>0.9</td> <td>0.5</td> <td>0.6</td> <td>30.1</td> </tr> </tbody> </table>	PPG	RPG	APG	SPG	BPG	MPG	10.2	4.2	0.9	0.5	0.6	30.1	NOTES: Played in all 98 games of his career... started in 27 of 28 games this season, scored a career-high 20 points at LSU (2/6)..Scored 19 points vs. Texas A&M (2/16) and 16 at UK (2/20) - made 4 3's in each game.	CAREER HIGHS Pts. - 20, at LSU (2/6/13) Rebs. - 8, vs. Ore. (11/11/11) Ast. - 4, vs. TAMU (2/16/13) Min. - 37, vs. Tenn. (2/13/13)												
PPG	RPG	APG	SPG	BPG	MPG																							
10.2	4.2	0.9	0.5	0.6	30.1																							
2		KEDREN JOHNSON G ★ 6-4 ★ 215 ★ So. ★ Lewisburg, Tenn. <table border="1"> <thead> <tr> <th>PPG</th> <th>RPG</th> <th>APG</th> <th>SPG</th> <th>BPG</th> <th>MPG</th> </tr> </thead> <tbody> <tr> <td>13.6</td> <td>3.8</td> <td>3.7</td> <td>1.1</td> <td>0.5</td> <td>31.9</td> </tr> </tbody> </table>	PPG	RPG	APG	SPG	BPG	MPG	13.6	3.8	3.7	1.1	0.5	31.9	NOTES: VU's leading scorer...Has three 20+-pt game this year, scored career high 28 points against Davidson...Tallied double figures in 20 of 28 games this season...Led team in scoring in last two games...tied career high with 8 asts at Aub.	CAREER HIGHS Pts. - 28, vs. Davidson (11/22/12) Rebs. - 8, 3x, last at Aub. (3/2/13) Ast. - 8, 2x, last vs. Ole Miss (1/15/13) Min. - 41, vs. Ole Miss (1/15/13)												
PPG	RPG	APG	SPG	BPG	MPG																							
13.6	3.8	3.7	1.1	0.5	31.9																							
10		NATHAN WATKINS G ★ 6-5 ★ 190 ★ Fr. ★ Brentwood, Tenn. <table border="1"> <thead> <tr> <th>PPG</th> <th>RPG</th> <th>APG</th> <th>SPG</th> <th>BPG</th> <th>MPG</th> </tr> </thead> <tbody> <tr> <td>0.0</td> <td>0.3</td> <td>0.0</td> <td>0.3</td> <td>0.0</td> <td>1.3</td> </tr> </tbody> </table>	PPG	RPG	APG	SPG	BPG	MPG	0.0	0.3	0.0	0.3	0.0	1.3		ALEX GENDELMAN G ★ 6-0 ★ 175 ★ Fr. ★ Purchase, N.Y. <table border="1"> <thead> <tr> <th>PPG</th> <th>RPG</th> <th>APG</th> <th>SPG</th> <th>BPG</th> <th>MPG</th> </tr> </thead> <tbody> <tr> <td>0.0</td> <td>0.0</td> <td>0.0</td> <td>0.0</td> <td>0.0</td> <td>1.3</td> </tr> </tbody> </table>	PPG	RPG	APG	SPG	BPG	MPG	0.0	0.0	0.0	0.0	0.0	1.3
PPG	RPG	APG	SPG	BPG	MPG																							
0.0	0.3	0.0	0.3	0.0	1.3																							
PPG	RPG	APG	SPG	BPG	MPG																							
0.0	0.0	0.0	0.0	0.0	1.3																							
11		KYLE FULLER G ★ 6-1 ★ 180 ★ Jr. ★ Moreno Valley, Calif. <table border="1"> <thead> <tr> <th>PPG</th> <th>RPG</th> <th>APG</th> <th>SPG</th> <th>BPG</th> <th>MPG</th> </tr> </thead> <tbody> <tr> <td>8.9</td> <td>2.5</td> <td>2.1</td> <td>0.6</td> <td>0.1</td> <td>27.0</td> </tr> </tbody> </table>	PPG	RPG	APG	SPG	BPG	MPG	8.9	2.5	2.1	0.6	0.1	27.0	NOTES: Started 14 games this season...Scored career-high 25 points at Xavier (12/6) in win, including all 12 of team's points in overtime...Named SEC POTW for his exploits vs. Xavier, the first of his career...Scored 14 points at UK (2/20).	CAREER HIGHS Pts. - 25, vs. Xavier (12/6/12) Rebs. - 6, 2x, vs. Cornell (12/17/12) Ast. - 6, 2x, last vs. TAMU (2/16/13) Min. - 40, vs. Xavier (12/6/12)												
PPG	RPG	APG	SPG	BPG	MPG																							
8.9	2.5	2.1	0.6	0.1	27.0																							
14		CARTER JOSEPHS G ★ 5-10 ★ 165 ★ Fr. ★ San Antonio, Texas <table border="1"> <thead> <tr> <th>PPG</th> <th>RPG</th> <th>APG</th> <th>SPG</th> <th>BPG</th> <th>MPG</th> </tr> </thead> <tbody> <tr> <td>0.5</td> <td>0.0</td> <td>0.0</td> <td>0.0</td> <td>0.0</td> <td>1.3</td> </tr> </tbody> </table>	PPG	RPG	APG	SPG	BPG	MPG	0.5	0.0	0.0	0.0	0.0	1.3		ANDRIS KEHRIRS F ★ 6-7 ★ 215 ★ Fr. ★ Riga, Latvia <table border="1"> <thead> <tr> <th>PPG</th> <th>RPG</th> <th>APG</th> <th>SPG</th> <th>BPG</th> <th>MPG</th> </tr> </thead> <tbody> <tr> <td>0.0</td> <td>0.5</td> <td>0.0</td> <td>0.0</td> <td>0.0</td> <td>1.5</td> </tr> </tbody> </table>	PPG	RPG	APG	SPG	BPG	MPG	0.0	0.5	0.0	0.0	0.0	1.5
PPG	RPG	APG	SPG	BPG	MPG																							
0.5	0.0	0.0	0.0	0.0	1.3																							
PPG	RPG	APG	SPG	BPG	MPG																							
0.0	0.5	0.0	0.0	0.0	1.5																							
15		KEVIN BRIGHT G ★ 6-5 ★ 210 ★ Fr. ★ Mannheim, Germany <table border="1"> <thead> <tr> <th>PPG</th> <th>RPG</th> <th>APG</th> <th>SPG</th> <th>BPG</th> <th>MPG</th> </tr> </thead> <tbody> <tr> <td>7.0</td> <td>5.6</td> <td>1.1</td> <td>0.5</td> <td>0.4</td> <td>29.2</td> </tr> </tbody> </table>	PPG	RPG	APG	SPG	BPG	MPG	7.0	5.6	1.1	0.5	0.4	29.2	NOTES: Started 24 games this season...Won SEC FOTW twice, including last week...team's leading rebounder...Scored in double figures 8 times... Made game winner vs. UGA...In last 3 games, he is 12-18 from three (66.7%).	CAREER HIGHS Pts. - 15, 2x, last at Miss. St. (2/23/13) Rebs. - 12, vs. Villanova (12/1/12) Ast. - 3, vs. Cornell (12/17/12) Min. - 42, vs. Xavier (12/6/12)												
PPG	RPG	APG	SPG	BPG	MPG																							
7.0	5.6	1.1	0.5	0.4	29.2																							
20		A.J. ASTROTH G ★ 6-6 ★ 200 ★ Fr. ★ Tampa, Fla. <table border="1"> <thead> <tr> <th>PPG</th> <th>RPG</th> <th>APG</th> <th>SPG</th> <th>BPG</th> <th>MPG</th> </tr> </thead> <tbody> <tr> <td>0.7</td> <td>0.8</td> <td>0.5</td> <td>0.2</td> <td>0.0</td> <td>6.3</td> </tr> </tbody> </table>	PPG	RPG	APG	SPG	BPG	MPG	0.7	0.8	0.5	0.2	0.0	6.3	NOTES: Big shooting guard from Tampa, Fla., who averaged 22 points, 7.5 rebounds, 4.5 assists, and 3.4 steals for his Wharton High School team... Saw first action since Oregon vs. Ala. A&M... Played career-high 14 min. at Arkansas.	CAREER HIGHS Pts. - 2, 2x, last at Mizzou (1/26/13) Rebs. - 4, at Ark. (1/12/13) Ast. - 1, 2x, last at Mizzou (1/26/13) Min. - 14, at Ark. (1/12/13)												
PPG	RPG	APG	SPG	BPG	MPG																							
0.7	0.8	0.5	0.2	0.0	6.3																							
21		SHELDON JETER F ★ 6-7 ★ 215 ★ Fr. ★ Beaver Falls, Pa. <table border="1"> <thead> <tr> <th>PPG</th> <th>RPG</th> <th>APG</th> <th>SPG</th> <th>BPG</th> <th>MPG</th> </tr> </thead> <tbody> <tr> <td>5.6</td> <td>3.5</td> <td>0.4</td> <td>0.5</td> <td>0.5</td> <td>17.1</td> </tr> </tbody> </table>	PPG	RPG	APG	SPG	BPG	MPG	5.6	3.5	0.4	0.5	0.5	17.1	NOTES: A very highly decorated player from Beaver Falls High School... Shooting 49.1% from the floor this season...Tallied career-high 14 pts vs. UGA (2/27), all in second half...Scored 11 pts and career-high 9 rebounds at Miss. St. (2/23).	CAREER HIGHS Pts. - 14, vs. Georgia (2/27) Rebs. - 9, at Miss. St. (2/23) Ast. - 2, vs. Ole Miss (1/15/13) Min. - 32, vs. Ole Miss (1/15/13)												
PPG	RPG	APG	SPG	BPG	MPG																							
5.6	3.5	0.4	0.5	0.5	17.1																							
24		DAI-JON PARKER G ★ 6-3 ★ 190 ★ So. ★ Baton Rouge, La. <table border="1"> <thead> <tr> <th>PPG</th> <th>RPG</th> <th>APG</th> <th>SPG</th> <th>BPG</th> <th>MPG</th> </tr> </thead> <tbody> <tr> <td>6.2</td> <td>4.0</td> <td>2.5</td> <td>0.7</td> <td>0.4</td> <td>28.0</td> </tr> </tbody> </table>	PPG	RPG	APG	SPG	BPG	MPG	6.2	4.0	2.5	0.7	0.4	28.0	NOTES: Scored 16 pts, a then career-best in career-high 38 minutes in first start vs. Ole Miss... Scored career-high 17 pts, and had career-high 5 3's, vs. TAMU (2/16)...Had career high 13 rebounds and six assists at Miss. St (2/23).	CAREER HIGHS Pts. - 17, vs. TAMU (2/16/13) Rebs. - 13, at Miss. St. (2/23) Ast. - 6, at Miss. St. (2/23) Min. - 38, 2x, last vs. TAMU (2/16/13)												
PPG	RPG	APG	SPG	BPG	MPG																							
6.2	4.0	2.5	0.7	0.4	28.0																							
34		SHELBY MOATS F ★ 6-8 ★ 225 ★ So. ★ Waconia, Minn. <table border="1"> <thead> <tr> <th>PPG</th> <th>RPG</th> <th>APG</th> <th>SPG</th> <th>BPG</th> <th>MPG</th> </tr> </thead> <tbody> <tr> <td>3.2</td> <td>3.0</td> <td>0.8</td> <td>0.3</td> <td>0.1</td> <td>17.2</td> </tr> </tbody> </table>	PPG	RPG	APG	SPG	BPG	MPG	3.2	3.0	0.8	0.3	0.1	17.2	NOTES: 6'8 forward who will play some center this season...started nine games this year, played in 26...scored career-high 9 points and had career-best 10 rebounds vs. UK in 27 minutes on Jan. 10.	CAREER HIGHS Pts. - 9, vs. UK (1/10/13). Rebs. - 10, vs. UK (1/10/13) Ast. - 4, vs. Ole Miss (1/15/13) Min. - 36, vs. Ole Miss (1/15/13)												
PPG	RPG	APG	SPG	BPG	MPG																							
3.2	3.0	0.8	0.3	0.1	17.2																							
35		JAMES SIAKAM F ★ 6-7 ★ 210 ★ So. ★ Douala, Cameroon <table border="1"> <thead> <tr> <th>PPG</th> <th>RPG</th> <th>APG</th> <th>SPG</th> <th>BPG</th> <th>MPG</th> </tr> </thead> <tbody> <tr> <td>2.3</td> <td>2.2</td> <td>0.3</td> <td>0.3</td> <td>0.2</td> <td>10.4</td> </tr> </tbody> </table>	PPG	RPG	APG	SPG	BPG	MPG	2.3	2.2	0.3	0.3	0.2	10.4	NOTES: 6'7 athletic presence who is outstanding around the basket on the offensive and defensive glass...played in 21 games this year, made first start of his career at Tenn...scored career high 8 points and had 8 rebounds vs. Marist (11/23).	CAREER HIGHS Pts. - 8, vs. Marist (11/23/12) Rebs. - 8, vs. Marist (11/23/12) Ast. - 1, 3x, last at Mizzou (1/26/13) Min. - 19, at Ark. (1/12/13)												
PPG	RPG	APG	SPG	BPG	MPG																							
2.3	2.2	0.3	0.3	0.2	10.4																							
40		JOSH HENDERSON C ★ 6-11 ★ 220 ★ So. ★ Roanoke, Va. <table border="1"> <thead> <tr> <th>PPG</th> <th>RPG</th> <th>APG</th> <th>SPG</th> <th>BPG</th> <th>MPG</th> </tr> </thead> <tbody> <tr> <td>5.6</td> <td>3.1</td> <td>0.8</td> <td>0.6</td> <td>0.8</td> <td>20.7</td> </tr> </tbody> </table>	PPG	RPG	APG	SPG	BPG	MPG	5.6	3.1	0.8	0.6	0.8	20.7	NOTES: Started 16 games at center...tied career high in scoring with 13 points at Tenn. (1/29) and at UK (2/20)...Scored in double figures in 7 games this year, including game at Auburn...VU is 5-2 in those games.	CAREER HIGHS Pts. - 13, 3x, last at UK (2/20) Rebs. - 7, vs. W&M (1/2/13) Ast. - 4, vs. Bucknell (11/15/11) Min. - 32, 2x, last at Aub (3/2/13)												
PPG	RPG	APG	SPG	BPG	MPG																							
5.6	3.1	0.8	0.6	0.8	20.7																							

LAST TIME OUT

BOX SCORE VS. AUBURN



Official Basketball Box Score -- Game Totals -- Final Statistics
 Vanderbilt vs Auburn
 03-02-13 8:00 p.m. at Auburn Arena -- Auburn, Ala.



Vanderbilt 62 • 13-15, 7-9

#	Player	f/g	Total		3-Ptr		Rebounds			PF	TP	A	TO	Blk	Stl	Min
			FG-FGA	FG-FGA	FT-FTA	Off	Def	Tot								
00	ODOM, Rod	f	3-11	1-6	0-0	1	6	7	4	7	0	2	2	1	33	
40	HENDERSON, Josh	f	3-4	0-1	5-7	1	3	4	3	11	0	2	0	1	32	
02	JOHNSON, Kedren	g	2-11	2-4	10-15	1	4	5	2	16	8	1	0	0	35	
15	BRIGHT, Kevin	g	4-5	4-5	2-6	2	6	8	3	14	0	2	0	0	33	
24	PARKER, Dai-Jon	g	2-8	2-4	2-2	0	4	4	3	8	1	2	0	0	31	
11	FULLER, Kyle		1-5	0-2	1-1	0	2	2	2	3	2	0	0	0	17	
21	JETER, Sheldon		0-3	0-2	0-0	0	2	2	1	0	0	0	0	0	11	
34	MOATS, Shelby		1-2	1-2	0-0	0	3	3	2	3	1	0	0	0	8	
Team						2	2	4								
Totals			16-49	10-26	20-31	7	32	39	20	62	12	9	2	2	200	

FG % 1st Half: 8-24 33.3%	2nd half: 8-25 32.0%	Game: 16-49 32.7%	Deadball Rebounds: 6
3FG % 1st Half: 5-14 35.7%	2nd half: 5-12 41.7%	Game: 10-26 38.5%	
FT % 1st Half: 5-12 41.7%	2nd half: 15-19 78.9%	Game: 20-31 64.5%	

Auburn 55 • 9-20, 3-13

#	Player	f/g	Total		3-Ptr		Rebounds			PF	TP	A	TO	Blk	Stl	Min
			FG-FGA	FG-FGA	FT-FTA	Off	Def	Tot								
02	Payne,Allen	f	2-6	0-2	2-4	1	5	6	3	6	1	2	0	1	27	
41	Chubb,Rob	c	2-8	0-0	1-1	2	4	6	4	5	1	1	3	1	28	
05	Johnson,Shaquille	g	2-2	0-0	0-0	1	3	4	3	4	0	1	0	0	17	
11	Wallace,Josh	g	4-7	0-0	0-2	0	3	3	5	8	1	0	0	0	24	
23	Sullivan,Frankie	g	2-9	1-6	2-2	0	3	3	4	7	3	3	0	0	26	
00	Dixon-Tatum,Asaahn		1-3	0-0	0-1	1	2	3	0	2	0	0	2	0	11	
03	Denson,Chris		5-12	1-4	5-7	0	4	4	3	16	2	0	0	2	30	
10	Price,Jordan		2-6	1-3	2-2	0	2	2	3	7	2	0	0	0	16	
24	Greene Jr, Brian		0-1	0-1	0-0	0	2	2	0	0	0	0	0	0	9	
32	Johnson,Noel		0-2	0-2	0-0	0	0	0	2	0	0	1	0	0	12	
Team						2	1	3								
Totals			20-56	3-18	12-19	7	29	36	27	55	10	8	5	4	200	

FG % 1st Half: 7-27 25.9%	2nd half: 13-29 44.8%	Game: 20-56 35.7%	Deadball Rebounds: 4.2
3FG % 1st Half: 1-9 11.1%	2nd half: 2-9 22.2%	Game: 3-18 16.7%	
FT % 1st Half: 2-4 50.0%	2nd half: 10-15 66.7%	Game: 12-19 63.2%	

Officials: Joe Lindsay, Pat Adams, Chuck Jones
 Technical fouls: Vanderbilt-None. Auburn-Payne,Allen.
 Attendance: 7295

Score by periods	1st	2nd	Total
Vanderbilt	26	36	62
Auburn	17	38	55

Points	In Paint	Off T/O	2nd Chance	Fast Break	Bench
VU	10	4	6	2	6
AU	30	9	6	2	25

Last FG - VU 2nd-04:21, AU 2nd-00:01.
 Largest lead - VU by 14 2nd-16:39, AU by 7 1st-12:12.

Score tied - 2 times.
 Lead changed - 1 time.

RECAP & NOTES

Vanderbilt coach Kevin Stallings watched his team go through rough spurts offensively and even at the free-throw line.

Ultimately, he also saw the Commodores pick up Saturday's only Southeastern Conference road win.

Kedren Johnson scored 16 points and Kevin Bright had 14 to lead Vanderbilt to a 62-55 victory over Auburn when the Tigers struggled even worse.

"We're very happy to get a very ugly road win," Stallings said. "I don't know if both teams had really bad offense, and I certainly don't want to speak for their side but it didn't feel like either side played very well tonight for me."

The Commodores (13-15, 7-9) recovered after the Tigers (9-20, 3-13) whittled a 14-point lead down to four several times in the second half.

Johnson had eight assists and five rebounds for Vanderbilt, which has won four of its last five games. Johnson hit four straight free throws and Josh Henderson and Dai-Jon Parker each made a pair in the final 50 seconds. Henderson scored 11 points.

Bright, who hit the game-winner with .8 seconds left against Georgia on Wednesday night, made 4 of 5 3-pointers and had eight rebounds.

The Commodores trailed by seven early before the Tigers went on a 13-minute field goal drought.

Chris Denson led Auburn with 16 points off the bench.

Auburn struggled from the floor, hitting 20 of 56 (36 percent) and going 3 of 18 from 3-point range (17 percent).

★ Three Commodores scored in double-figures, which marks the 14th time this season that has occurred. Kedren Johnson led VU with 16 points, Kevin Bright scored 14, and Josh Henderson added 11.

★ Vanderbilt held Auburn to 17 first-half points, which ties an opponent season low. The Commodores also held Mississippi State and UTEP to 17 points in the first half.

★ The Commodores shot only 32.7% from the floor, and made 38.5% of its attempts from three. Vanderbilt made 20-31 free throw attempts for a 64.5%. The 31 free throw attempts is the second-most by Vanderbilt this season.

★ The Commodores outrebounded Auburn, 39-36. Vanderbilt moves to 9-3 on the season when outrebounding their opponent.

★ Vanderbilt led 26-17 at the half and the Commodores are now 11-2 when leading at the half this season.

★ The Commodores were 10-26 from three for the game. It is the eighth time this season Vanderbilt has made 10 or more threes, and the fourth time in the last five games VU has made 10 or more.

★ Kedren Johnson led the team with 16 points. He was 10-for-15 from the free throw line, tied a career-high with eight assists and had five rebounds.

★ Kevin Bright tallied 14 points, and made four threes. He led the team with eight rebounds.

★ Josh Henderson added 11 points, his seventh double-figure game of the season. Vanderbilt is 5-2 in those games.

★ Vanderbilt only connected on 16 made field goals in the game, but had 12 assists. The field goal total tied a season-low in a Commodore win (at South Carolina).

2012-13 Roster

No.	Name	Pos.	Ht.	Wt.	Cl.-Yr	Hometown (Previous School)
0	Rod Odom	F	6-9	212	Jr.-3rd	Central Islip, N.Y. (Middlesex School (Mass.))
1	Eric McClellan	G	6-4	180	So.-2nd	Austin, Texas (University of Tulsa)
2	Kedren Johnson	G	6-4	215	So.-2nd	Lewisburg, Tenn. (Marshall County)
5	Alex Gendelman	G	5-9	175	Fr.-1st	Purchase, N.Y. (Rye Country Day School)
10	Nathan Watkins	G	6-5	190	Fr.-1st	Brentwood, Tenn. (Ensworth School)
11	Kyle Fuller	G	6-1	180	Jr.-3rd	Moreno Valley, Calif. (Rancho Verde)
14	Carter Josephs	G	5-10	165	Fr.-1st	San Antonio, Texas (Tom C. Clark)
15	Kevin Bright	G	6-5	210	Fr.-1st	Mannheim, Germany (Urspring Basketball Academy)
20	A.J. Astroth	G	6-6	200	Fr.-1st	Tampa, Fla. (Wharton)
21	Sheldon Jeter	F	6-7	215	Fr.-1st	Beaver Falls, Pa. (Beaver Falls)
24	Dai-Jon Parker	G	6-3	190	So.-2nd	Baton Rouge, La. (Milton (Ga.))
33	Andris Kehris	F	6-7	215	Fr.-1st	Riga, Latvia
34	Shelby Moats	F	6-8	225	So.-2nd	Waconia, Minn. (Waconia)
35	James Siakam	F	6-7	210	R-So.-3rd	Douala, Cameroon (Brehm Prep (Ill.))
40	Josh Henderson	C	6-11	220	R-So.-3rd	Roanoke, Va. (Cave Spring)

COACHING STAFF

Head Coach **Kevin Stallings** (Purdue, 1982) - 14th
 Assistant Coach **David Cason** (Illinois State, 1995) - 2nd
 Assistant Coach **Brad Frederick** (North Carolina, 1999) - 14th
 Assistant Coach **Tom Richardson** (St. Xavier (Ill.), 1977) - 10th
 Director of Operations..... **Dan Cage** (Vanderbilt, 2007) - 3rd

SUPPORT STAFF

Athletic Communications Dir. **Andy Boggs** (Florida State, 1998)
 Academic Support..... **Neal Clark** (Kentucky, 1992)
 Athletic Trainer..... **Shannon Gordon** (Indiana State, 1992)
 Strength and Conditioning..... **Curtis Turner** (Clemson, 2002)

PRONUNCIATION GUIDE

David Cason **KAY-Sahn**
 Kedren Johnson **KEE-Dren**
 Dai-Jon Parker..... **DAY-Jon**
 James Siakam..... **See-OK-em**

ROSTER BY CLASS

Juniors (2)

Kyle Fuller Moreno Valley, Calif.
Rod Odom Central Islip, N.Y.

Sophomores (6)

Josh Henderson Roanoke, Va.
Kedren Johnson Lewisburg, Tenn.
Eric McClellan Austin, Texas
Shelby Moats Waconia, Minn.
Dai-Jon Parker Baton Rouge, La.
James Siakam Douala, Cameroon

Freshmen (7)

A.J. Astroth Tampa, Fla.
Kevin Bright Mannheim, Germany
Alex Gendelman Purchase, N.Y.
Sheldon Jeter Beaver Falls, Pa.
Carter Josephs San Antonio, Texas
Andris Kehris Riga, Latvia
Nathan Watkins Nashville, Tenn.



MEMORIAL MAGIC - THE HOME TO VANDERBILT HOOPS SINCE 1952

HISTORIC MEMORIAL GYMNASIUM IN 61ST SEASON

Storied Memorial Gymnasium is in its 61st season as the host venue of Vanderbilt basketball. The SEC's most historic hoops setting has played host to more than 850 men's contests as well as the 1984 and 1991 SEC Tournaments and 40 men's and women's NCAA Tournament contests (since the early 1980s).

As the oldest gymnasium in the SEC, Memorial Gymnasium is renown for its end zone benches, raised floor and unique atmosphere. It was dedicated in 1952 as a memorial to all Vanderbilt men and women who served in World War II. It was built by the late master architect Edwin Keeble, who was commissioned to build a combination gymnasium/concert hall.

.783	All-time winning percentage at Memorial Gym (732-203).
186	Career wins at Memorial Gym for Kevin Stallings, and is now the facility's all-time wins leader.
.901	Winning percentage against non-conference opponents since 1990 (182-20).
115-13	Stallings' non-conference record at home.
6	Undefeated seasons at home.

Winningest Coaches at Memorial Gymnasium

Coach	Yrs	Record
1 Kevin Stallings (2000-Present)	15	186-53
2. Roy Skinner (1959, 1962-76)	16	181-41
3. Bob Polk (1948-58, 1960-61)	8	96-15
4. C.M. Newton (1982-89)	8	91-37
5. Jan van Breda Kolff (1994-99)	6	75-20
6. Eddie Fogler (1990-93)	4	54-12

Stallings' Year-By-Year Record At Memorial Gym

Year	Won	Lost
2012-13	8	6
2011-12	13	5
2010-11	14	3
2009-10	14	2
2008-09	13	4
2007-08	19	0
2006-07	14	3
2005-06	10	6
2004-05	17	2
2003-04	15	2
2002-03	10	6
2001-02	13	4
2000-01	12	7
1999-00	14	3

ANNUAL ATTENDANCE FIGURES

Year	All Games	Attendance	Average	NCAA Rank	SEC Games	SEC Attendance	Average
2012-13	14	149,278	10,663	-	8	90,707	11,338
2011-12	18	246,561	13,698	18	8	112,368	14,046
2010-11	17	234,632	13,802	18	8	114,346	14,293
2009-10	16	217,965	13,623	21	8	113,539	14,192
2008-09	17	225,686	13,276	25	8	112,833	14,104
2007-08	19	254,954	13,418	22	8	113,713	14,214
2006-07	17	204,511	12,030	31	8	109,043	13,630
2005-06	16	195,159	12,197	24	8	108,258	13,532
2004-05 [^]	19	191,678	10,088	43	8	105,357	13,170
2003-04	17	192,301	11,312	33	8	106,990	13,374
2002-03	16	153,123	9,570	46	8	96,906	12,113
2001-02	17	150,325	8,843	50	8	93,873	11,734
2000-01	19	186,468	9,814	45	8	102,055	12,757
1999-00*	18	197,770	10,987	30	8	106,741	13,343
1998-99	16	192,538	12,034	26	8	106,128	13,266
1997-98	16	213,974	13,373	21	8	117,819	14,727
1996-97	16	207,771	12,986	25	8	120,214	15,027
1995-96	18	226,354	12,575	28	8	112,996	14,125
1994-95	13	183,042	14,080	17	8	118,932	14,867
1993-94	16	223,997	14,000	15	8	121,345	15,168
1992-93	14	212,156	15,154	11	8	122,536	15,317
1991-92	17	210,585	12,387	29	8	115,104	14,388
1990-91	16	214,638	13,415	19	9	133,482	14,831
1989-90	19	259,992	13,684	18	9	136,136	15,126
1988-89	15	224,657	14,977	13	9	137,212	15,246
1987-88	16	223,747	13,984	14	9	138,393	15,377
1986-87	17	226,343	13,314	14	9	130,854	14,539
1985-86	15	200,806	13,387	14	9	128,059	14,229
1984-85	16	194,390	12,149	17	9	122,514	13,613
1983-84	18	249,292	13,850	10	9	135,546	15,050
1982-83	17	237,584	13,976	9	9	135,418	15,046
1981-82	14	202,225	14,445	9	9	131,699	14,633
1980-81	15	227,478	15,165	9	9	136,436	15,160
1979-80	15	228,029	15,202	5	9	138,754	15,417
1978-79	14	215,330	15,380	5	9	139,930	15,547
1977-78	14	207,375	14,813	5	9	134,232	14,915
1976-77	15	211,966	14,131	4	9	149,108	16,568
1975-76	13	180,901	13,915	-	9	135,375	15,042
1974-75	12	178,527	14,877	-	9	134,304	14,923
1973-74	12	182,728	15,227	-	9	140,252	15,584
1972-73	12	173,567	14,464	-	9	131,193	14,577
1971-72	12	156,778	13,065	-	9	120,172	13,352
1970-71	12	170,634	14,220	-	9	130,260	14,473
1969-70	12	176,763	14,730	-	9	135,745	14,861
1968-69	12	126,896	10,575	-	9	95,300	10,589
1967-68	12	129,722	10,810	-	9	96,274	10,697
1966-67	12	105,492	8,791	-	9	79,173	8,797
1965-66	12	106,022	8,835	-	9	62,368	8,910
1964-65	12	98,821	8,235	-	9	65,712	8,214
1963-64	12	84,827	7,069	-	6	35,684	5,947
1962-63	12	75,261	6,272	-	6	46,183	6,598
1961-62	13	73,640	5,665	-	8	47,357	5,920
1960-61	13	74,187	5,707	-	7	45,549	6,507
1959-60	14	76,199	5,443	-	8	46,064	5,758

[^] First year capacity increased from 14,168 to 14,316; * First year capacity decreased from 15,311 to 14,168

VANDERBILT ATHLETIC COMMUNICATIONS

INTERVIEW POLICY

Vanderbilt head coach Kevin Stallings and selected Vanderbilt players will be available to the media before practice on a weekly basis during the non-conference season, and bi-weekly during the SEC season.

The times for those media sessions will be emailed to media members in advance of those pre-practice interviews.

Media may photograph the first 20 minutes of practice. All practices are closed to the public.

POSTGAME INTERVIEW POLICY

Vanderbilt head coach Kevin Stallings will enter the Memorial Gym interview room after the NCAA-mandated 10-minute cooling off period, followed by Vanderbilt players.

Visiting coach and player interviews will be at the discretion of the visiting SID.

VUCOMMODORES.COM

The official website of Vanderbilt athletics, vucommo- dore.com, includes pregame notes, season statistics, videos of press conferences and meetings with the media, live stats, twitter feeds, and stream- ing audio and video of everything that is Commodore athletics.

@VANDYMBB

The official Twitter feed of Vanderbilt men's bas- ketball, follow the latest information and get breaking news on Commodore basketball.

QUICK FACTS

Location.....Nashville, Tenn.
Founded.....1873
Conference.....Southeastern (East)
Enrollment.....6,738
Nickname.....Commodores
Colors.....Black and Gold
Home Arena.....Memorial Gymnasium (14,316)
Chancellor.....Nicholas Zeppos
Vice Chancellor.....David Williams II
Faculty Rep......Richard McCarty

Basketball Staff

Head Coach.....Kevin Stallings
Record Overall.....397-236 (20)
Record at Vanderbilt.....274-173 (14)
Assistant Coaches.....David Cason, Brad Frederick, Tom Richardson,
Director of Operations.....Dan Cage
Athletic Trainer.....Shannon Gordon
Academic Counselor.....Neal Clark
Administrative Assistant.....Debbie Green
Strength and Conditioning Coach.....Curtis Turner
Office Number.....(615) 322-6530

Athletic Communications

Men's Basketball SID.....Andy Boggs
Media Relations Address.....2601 Jess Neely Dr.
 Nashville, TN 37212
Office Phone.....(615) 343-1847
Office Fax.....(615) 343-7064
E-Mail.....Andy.Boggs@Vanderbilt.edu

NBA

Vanderbilt had three players drafted in the first 31 picks of the 2012 NBA Draft, the first time that has happened in program history. Junior guard John Jenkins was drafted 23rd by the Atlanta Hawks, senior Festus Ezeli was drafted 30th by the Golden State Warriors, and senior forward Jeffery Taylor was drafted 31st by the Charlotte Bobcats. Vanderbilt tied for the second-most players drafted in first 31 picks - Kentucky had four, while UNC also had three.

KJ

Sophomore point guard Kedren Johnson is the most improved scorer in the SEC from last season, when he averaged 3.1 points per game. He currently averages 13.6 points per contest.

NLI

The Commodores had one signee in the fall, 6'9 big man Damian Jones of Baton Rouge, La. Jones, who attends Scotlandville Magnet in Baton Rouge, is regarded as one of the best big men in the class of 2013.

6

The Commodore' top six scorers must be replaced from a year ago, and 88% of its total scoring output. Kedren Johnson was the team's leading returning scorer at 3.1 points per contest.

59.6

The Commodores are only surrendering 59.6 points per game, which marks Vanderbilt's best scoring defensive effort since 1950-51 (60.5 ppg).

Hendo

Josh Henderson is averaging 10.2 ppg in his last five games, with double digits in three of those five.

2012-13 TRENDS

Winning Opening Tip.....	4-3
Losing Opening Tip.....	9-12
VU Scores First.....	6-6
Opponent Scores First.....	7-9
Leading at Halftime.....	11-2
Trailing at Halftime.....	2-12
Tied at Halftime.....	0-1
Leading with Five Minutes Remaining.....	12-4
Trailing with Five Minutes Remaining.....	1-10
Tied with Five Minutes Remaining.....	0-1
Leading with Two Minutes Remaining.....	12-1
Trailing with Two Minutes Remaining.....	1-13
Tied with Two Minutes Remaining.....	0-1
Overtime.....	1-1
Games Decided by Three Points or Less.....	2-3
Games Decided by 4-10 Points.....	3-5
Games Decided by 11-20 Points.....	5-4
Games Decided by 21-plus Points.....	3-3
VU Shoots 50% or Better.....	4-0
VU Shoots 40% or Better.....	11-7
VU Shoots Lower Than 40%.....	2-8
Opponent Shoots 50% or Better.....	1-3
Opponent Shoots 40% or Better.....	5-12
Opponent Shoots Lower Than 40%.....	7-3
VU Outshoots Opponent.....	9-2
VU Outshot by Opponent.....	4-13
Shoot Same Percentage.....	0-0
VU Scores 70 Points or More.....	5-2
VU Scores Less Than 70 Points.....	8-13
VU Scores 80 Points or More.....	1-0
VU Scores 90 Points or More.....	0-0
Opponent Scores 70 Points or More.....	0-5
Opponent Scores Less Than 70 Points.....	13-10
Opponent Scores 80 Points or More.....	0-2
Opponent Scores 90 Points or More.....	0-0
Makes More 3-Pointers Than Opponent.....	12-6
Makes Fewer 3-Pointers Than Opponent.....	0-8
3-Pointers are Equal.....	1-1
Outrebound Opponent.....	9-3
Outrebounded by Opponent.....	4-11
Rebounds are Equal.....	1-1
Playing on National TV.....	3-9
Playing on Regional TV.....	6-5
Playing on Weekday.....	5-10
Playing on Weekend.....	8-5
Game Tips Before 6 p.m. CT (afternoons).....	7-6
Game Tips After 6 p.m. CT (evenings).....	6-9
In White Uniforms.....	8-5
In Black Uniforms.....	5-8
In Gold Uniforms.....	0-2
In November.....	2-3
In December.....	3-3
In January.....	3-5
In February.....	4-4
In March.....	1-0
Home.....	8-6
Neutral.....	1-3
Away.....	4-6
Conferences	
vs. Non-Conference.....	6-6
Southland.....	1-0
Pac 12.....	0-1
Southern.....	0-1
MAAC.....	0-1
Conference USA.....	1-0
Big East.....	0-1
Atlantic 10.....	1-1
SWAC.....	1-0
Ivy.....	1-0
Sun Belt.....	0-1
Colonial.....	1-0
SEC.....	7-9
Lineups	
Johnson, Fuller, Bright, Odom, Moats.....	2-2
Johnson, Fuller, Bright, Odom, Henderson.....	4-6
Johnson, Parker, Bright, Odom, Henderson.....	3-2
Johnson, Parker, Jeter, Odom, Moats.....	2-2
Johnson, Parker, Bright, Odom, Siakam.....	0-1
Johnson, Parker, Bright, Jeter, Henderson.....	0-1
Johnson, Parker, Bright, Jeter, Odom.....	1-1
Johnson, Parker, Bright, Odom, Moats.....	1-0

ABOUT FLORIDA

QUICK FACTS

Location.....Gainesville, Fla.
Founded.....1853
Conference.....SEC
Enrollment.....49,785
Nickname.....Gators
Colors.....Orange and Blue
Home Arena.....Sephen C. O'Connell Center (11,548)
President.....Dr. Bernie Machen
Athletics Director.....Jeremy Foley

Basketball Staff

Head Coach.....Billy Donovan
Record Overall.....444-183 (19)
Record at Florida.....409-163 (17)
Assistant Coaches.....Rashon Burno, Matt McCall,
John Pelphrey

- Florida enters the game Wednesday night with a 23-5 overall record and a 13-3 mark in SEC play.
- Four players average double figures for the Gators - Mike Rosario (12.9), Kenny Boynton (12.5), Erik Murphy (12.4), and Patric Young (10.4).
- The Commodores lead the all-time series, 64-60, but the Gators lead the series in games played in Gainesville, 40-21.
- Coach Stallings has an 8-21 record all-time against Auburn, and a 2-11 mark against the Gators in games played at Florida.
- This is the lone regular season meeting between the two schools, the first time since 1965-66 that there has only been one regular season meeting.

STAT COMPARISON (2012-13)

	VU		UF	
	All	SEC	All	SEC
Record	13-15	7-9	23-5	13-3
Scoring Offense	60.2	60.6	72.8	72.4
Scoring Defense	59.6	59.8	53.4	54.0
Scoring Margin	+0.6	+0.9	+19.3	+18.4
FG%	.410	.403	.488	.492
FG% Defense	.407	.403	.376	.382
3FG%	.357	.359	.379	.387
3FG% Defense	.309	.305	.299	.285
Free Throw %	.624	.656	.691	.664
Rebounding	32.9	33.9	35.0	34.1
Rebounding Margin	-0.6	+0.8	+5.3	+2.8
Turnovers/game	12.6	12.4	11.2	10.8
Opponent Turnovers	11.9	10.8	14.6	14.4
Steals	5.0	3.9	7.4	7.4
Blocks	3.4	3.4	3.5	3.4

Vanderbilt Radio Network

FISHER, THOMPSON COURTSIDE TO CALL ACTION ON VANDERBILT RADIO NETWORK FROM IMG COLLEGE

Joe Fisher and Tim Thompson are back at courtside this season, describing the action of every Commodore game to Vanderbilt followers throughout the Southeast.

Fisher, the Voice of the Commodores, will anchor Vanderbilt play-by-play for the 15th consecutive year.

A Nashville native, Fisher also handles the play-by-play broadcasting duties for Commodore football and a select number of baseball games. He also serves as the Director of Broadcasting for Vanderbilt Student Athletics.

Prior to working for Vanderbilt, Fisher served as a television sports anchor in the Nashville market (1987-1996), with stints at WSMV-4 and WKRN-2. He also worked in the public relations field for two years.

Thompson, who is in his 12th year providing color commentary, played for Vanderbilt from 1975-79, receiving the Outstanding Leader and Civitan Sportsmanship Awards. He currently works with Nike College Sports Marketing.

Broadcast Engineer Bob Horner is in his 31st year courtside producing broadcasts of Commodore basketball. During his tenure, Horner has worked more than 750 games for Vanderbilt.

The broadcasts are produced by IMG College, the exclusive multi-media rightsholder for Vanderbilt. Jeff Miller is the general manager.

Radio Affiliates

WLAC 1510-AM	Nashville*
WQSV 790-AM	Ashtand City
WDEF 1370-AM	Chattanooga
WKFN 540-AM	Clarksville
WEKR 1240-AM	Fayetteville
WJMM 1490-AM	Lewisburg
WMSR 1320-AM	Manchester
WOWW 1430-AM	Memphis
WOWW 97.7-FM	Memphis

* Commodore Flagship Station

1996-97	The Commodores are represented by three countries on this year's roster - the United States, Cameroon (James Siakam), and Germany (Kevin Bright) - to continue Vanderbilt's line of foreign players. VU has had a player from outside of the United States on its roster for every season dating back to the 1996-97 campaign. The countries represented in the last 16 years are the Ivory Coast, Poland, Austria, England, Australia, Cameroon, Nigeria, Sweden, and Germany.
860	Vanderbilt has made a 3-pointer in 860 consecutive games, a streak which began at the inception of the 3-point line in 1986-87. The Commodores rank second only to UNLV for the longest streak in Division I basketball. Vanderbilt, UNLV and Princeton are the only three schools in college basketball to have made at least one 3-pointer in every game played since the 3-point line was implemented.
More D	Vanderbilt held Auburn to 17 first-half points, which ties an opponent season low. The Commodores also held Mississippi State and UTEP to 17 points in the first half. The Commodores have held 10 opponents to less than 40% from floor this year.
All-Time	Coach Stallings is the all-time wins leader at Memorial Gym with 186 wins. Stallings surpassed Vanderbilt legend Roy Skinner for the all-time lead in wins at the legendary facility earlier this season against William and Mary.
Variety	The Commodores have been led in scoring by six different players this season, in rebounding by nine players, and six different leaders in assists.
17	Vanderbilt set a new Memorial Gym record with 17 made three-point field goals (17-of-40) against Ole Miss on Jan. 15. The previous record was 16, and it happened twice (16, Vanderbilt vs. South Carolina, 1/9/94; Vanderbilt vs. Arkansas, 2/11/95). The 40 three-point attempts set a new school and Memorial Gym record for most attempts in a single game. The previous mark was 38 set versus Mississippi State in 2008. Against Alabama on February 2, VU shot a season best 53.3% from three as a team.
DJP	Sophomore guard Dai-Jon Parker has become the Commodores' jack-of-all trades recently. He scored a career and game-high 17 points in win over Texas A&M, and against Miss. State, he tallied a career and season-high 13 rebounds.



INS AND OUTS

Career Games Played

Player	Games	Starts	Cons. Starts
Rod Odom	98	37	8
Kyle Fuller	80	16	0
Kedren Johnson	64	28	28
Dai-Jon Parker	56	14	14
Shelby Moats	41	9	0
Josh Henderson	34	16	4
James Siakam	31	1	0
Kevin Bright	28	24	10
Sheldon Jeter	28	7	0
A.J. Astroth	6	0	0
Carter Josephs	4	0	0
Alex Gendelman	3	0	0
Nathan Watkins	3	0	0
Andris Kehris	2	0	0

Double-Digit Scoring Games

Player	Career (Record)	'12-13	Cons.
Kedren Johnson	21 (10-11)	20 (9-11)	2 (2-0)
Rod Odom	18 (10-8)	12 (7-5)	-
Kyle Fuller	11 (6-5)	11 (6-5)	-
Kevin Bright	8 (6-2)	8 (6-2)	3 (2-0)
Josh Henderson	8 (6-2)	7 (5-2)	1 (1-0)
Dai-Jon Parker	5 (3-2)	4 (2-2)	-
Sheldon Jeter	6 (5-1)	6 (5-1)	-

Double-Digit Rebounding Games

Player	Career	'12-13	Cons.
Kevin Bright	3 (1-2)	3 (1-2)	-
Shelby Moats	1 (0-1)	1 (0-1)	-
Dai-Jon Parker	1 (1-0)	1 (1-0)	-

Double-Digit Assist Games

Player	Career	'12-13	Cons.
Kevin Bright	2 (1-1)	2 (1-1)	-

Double-Doubles

Player	Career	'12-13	Cons.
Kevin Bright	2 (1-1)	2 (1-1)	-

Triple Doubles

Player	Career	'12-13	Cons.
Kevin Bright	2 (1-1)	2 (1-1)	-

2012-13 Lineup Record

Johnson, Fuller, Bright, Odom, Moats	2-2
Johnson, Fuller, Bright, Odom, Henderson	4-6
Johnson, Parker, Bright, Odom, Henderson	3-2
Johnson, Parker, Jeter, Odom, Moats	2-2
Johnson, Parker, Bright, Odom, Siakam	0-1
Johnson, Parker, Bright, Jeter, Henderson	0-1
Johnson, Parker, Bright, Jeter, Odom	1-1
Johnson, Parker, Bright, Odom, Moats	1-0

PRESEASON SEC POLL

Vanderbilt was picked to finish 10th in the SEC by a select group of 30 media members in a poll released by the league prior to the SEC Basketball Media Days in Birmingham.

PRESEASON MEDIA POLL -- PTS

Kentucky (17)	328
Florida (5)	310
Missouri (1)	286
Tennessee (1)	269
Arkansas	226
Alabama	222
Mississippi	186
Georgia	149
Texas A&M	122
Vanderbilt	120
LSU	116
Auburn	95
South Carolina	54
Mississippi State	37

***First-Place Votes in Parentheses**

MEDIA VOTE

FIRST TEAM ALL-SEC

BJ Young – Arkansas, G, 6-3, 180, Soph., St. Louis, Mo.
 Kenny Boynton – Florida, G, 6-2, 190, Sr., Pompano Beach, Fla.
 Nerlens Noel – Kentucky, F, 6-10, 228, Fr., Everett, Mass.
 Phil Pressey – Missouri, G, 5-11, 175, Jr., Dallas, Texas
 Jarnell Stokes – Tennessee, F, 6-8, 270, Soph., Memphis, Tenn.

SECOND TEAM ALL-SEC

Marshawn Powell – Arkansas, F, 6-7, 240, Jr., Newport News, Va.
 Patric Young – Florida, C, 6-9, 249, Jr., Jacksonville, Fla.
 Kentavious Caldwell-Pope – Georgia, G, 6-5, 205, Soph., Greenville, Ga.
 Alex Poythress – Kentucky, F, 6-7, 239, Fr., Clarksville, Tenn.
 Michael Dixon, Jr. – Missouri, G, 6-1, 190, Sr., Kansas City, Mo.
 Jeronne Maymon – Tennessee, F, 6-7, 260, Sr., Madison, Wis.

SEC Player of the Year: Phil Pressey, Missouri

COACHES VOTE

FIRST TEAM ALL-SEC

Trevor Releford, Alabama
 BJ Young, Arkansas
 Kenny Boynton, Florida
 Patric Young, Florida
 Kentavious Caldwell-Pope, Georgia
 Nerlens Noel, Kentucky
 Phil Pressey, Missouri
 Jeronne Maymon, Tennessee

SECOND TEAM ALL-SEC

Marshawn Powell, Arkansas
 Alex Poythress, Kentucky
 Johnny O'Bryant III, LSU
 Reginald Buckner, Ole Miss
 Murphy Holloway, Ole Miss
 Trae Golden, Tennessee
 Jarnell Stokes, Tennessee
 Elston Turner, Texas A&M

SEC STANDINGS

2012-13 SEC STANDINGS (3/5/13)

	SEC	Pct.	All	Pct.
Florida	13-3	.813	23-5	.821
Alabama	11-5	.688	19-10	.655
Kentucky	11-5	.688	20-9	.690
Missouri	10-6	.625	21-8	.724
Ole Miss	10-6	.625	21-8	.724
Arkansas	9-7	.563	18-11	.621
Tennessee	9-7	.563	17-11	.607
Georgia	8-8	.500	14-15	.483
LSU	8-8	.500	17-10	.630
Vanderbilt	7-9	.438	13-15	.464
Texas A&M	7-9	.438	17-12	.586
Auburn	3-13	.188	9-20	.310
Mississippi St.	3-13	.188	8-20	.286
South Carolina	3-13	.188	13-16	.448

SEC STATS

VU TEAM SEC RANKINGS (3/5/13)

Category	SEC	All
Scoring	T-10th (60.6)	13th (60.2)
Scoring Defense	3rd (59.8)	3rd (59.6)
Scoring Margin	7th (+0.9)	10th (+0.6)
FT%	11th (.656)	14th (.624)
FG%	11th (.403)	12th (.410)
FG% Defense	4th (.403)	6th (.407)
3FG%	3rd (.359)	2nd (.361)
3FG% Defense	4th (.305)	5th (.309)
3FG Made	2nd (8.2)	2nd (7.9)
Rebound Margin	7th (+0.8)	11th (-0.6)
Blocks	T-9th (3.4)	13th (3.4)
Assists	5th (12.6)	10th (11.9)
Steals	14th (3.9)	13th (5.0)
Turnover Margin	10th (-1.6)	8th (-0.7)
Assist/TO Ratio	5th (1.0)	7th (0.9)

VU INDIVIDUAL SEC RANKINGS (3/5/13)

Kedren Johnson	SEC	Total
Assists	3rd (4.5)	6th (3.7)
FT%	9th (.770)	NA
A/TO Ratio	8th (1.6)	NA
3FG Made	NA	10th (1.8)
Minutes Played	NA	10th (31.9)
Kevin Bright	SEC	Total
Def. Rebounds	NA	7th (4.5)



CAREER SERIES VS. FLORIDA

Florida (64-60)				1978-79				2003-04				
1930-31	W	42-25	A	W	57-56	A	L	74-77	H	W	86-72	H
	W	43-35	A	L	87-90	H	L	71-81	A	L	71-81	A
1931-32	W	36-32	A	W	105-85	H	L	69-91	N	L	69-91	N
	L	33-43	A	W	74-71	A	W	65-82	H	L	65-82	H
1932-33	W	42-41	A	W	72-70	A	L	61-69	A	L	61-69	A
	L	27-43	A	W	73-64	H	L	58-81	A	L	58-81	A
1933-34	L	23-24	N	W	51-48	H	L	68-73	H	L	68-73	H
1937-38	W	59-24	H	W	47-46	N	L	64-74	A	L	64-74	A
1940-41	L	41-47	N	W	81-67	A	W	83-70	H	W	83-70	H
1949-50	W	54-34	H	W	69-58	H	L	64-86	A	L	64-86	A
1950-51	W	81-64	H	L	54-61	A	W	61-58	H	W	61-58	H
1951-52	L	63-66	N	W	59-73	A	L	69-94	H	L	69-94	H
	L	70-86	A	L	63-71	H	L	68-82	A	L	68-82	A
1952-53	W	85-73	H	L	64-68	H	W	95-87	H	W	95-87	H
1953-54	W	76-68	A	L	66-78	A	W	64-60	A	W	64-60	A
1954-55	W	100-72	H	L	55-86	A	L	61-65	A	L	61-65	A
1955-56	W	80-75	A	W	60-59	H	L	76-86	H	L	76-86	H
1956-57	W	75-59	H	L	81-85	A	L	66-77	N	L	66-77	N
1957-58	L	53-73	A	W	84-76	H	L	65-73	A	L	65-73	A
1958-59	W	77-66	A	W	92-65	H	W	77-67	H	W	77-67	H
1959-60	L	75-81	A	L	65-81	A						
1960-61	W	77-60	H	L	78-81	H	At Nashville: VU leads 41-14					
1961-62	L	68-78	A	L	80-83	A	At Gainesville: UF leads 40-21					
1962-63	W	78-74	H	W	71-64	A	At Neutral Sites: UF leads 6-2					
1963-64	W	91-78	A	W	67-54	H						
1964-65	W	80-78	H	W	68-58	N						
1965-66	W	89-86	A	W	60-57	A						
1966-67	W	77-69	H	W	82-68	H						
	L	75-83	A	L	55-75	A						
1967-68	L	72-74	A	W	82-76	H						
	L	85-91	H	L	61-62	A						
1968-69	W	62-55	A	W	82-64	H						
	L	73-75	H	L	66-75	A						
1969-70	W	90-79	H	W	82-78	H						
	L	79-81	A	L	62-72	A						
1970-71	L	82-84	A	L	58-69	H						
	W	92-81	H	L	55-77	A						
1971-72	W	104-87	H	W	70-56	H						
	W	90-74	A	W	74-63	A						
1972-73	L	72-80	A	W	79-72	H						
	W	78-71	H	L	69-85	A						
1973-74	W	58-52	H	W	73-56	H						
	L	77-80	A	L	59-90	A						
1974-75	L	90-101	A	W	71-70	H						
	W	102-83	H	W	87-77	H						
1975-76	W	85-81	A	L	63-89	A						
	W	71-67	H	W	63-61	A						
1976-77	L	72-83	A	L	62-72	H						
	W	85-72	H	L	85-95	H						
1977-78	L	65-67	A	L	54-80	A						
	W	59-57	H	L	75-87	A						

Florida Series

Vanderbilt leads 64-60

Last VU win: 77-67 (2011-12)
 Last UF win: 73-65 (2011-12)
 Current win streak: VU 1
 Biggest VU win: 59-24 (1937-38)
 Biggest UF win: 89-63 (1999-00)
 Most VU points: 105 (1979-80)
 Most UF points: 101 (1974-75)

At Nashville

(VU leads 41-14)

Last VU win: 77-67 (2011-12)
 Last UF win: 86-76 (2010-11)
 Current win streak: VU 1
 Biggest VU win: 59-24 (1937-38)
 Biggest UF win: 69-94 (2008-09)
 Most VU points: 105 (1979-80)
 Most UF points: 95 (2001-02)

At Florida

(UF leads 40-21)

Last VU win: 64-60 (2009-10)
 Last UF win: 73-65 (2011-12)
 Current win streak: UF 2
 Biggest VU win: 42-25 (1930-31)
 Biggest UF win: 63-89 (1999-00)
 Most VU points: 91 (1963-64)
 Most UF points: 101 (1974-75)

At Neutral Sites

(UF leads 6-2)

Last VU win: 68-58 (1989-90)
 Last UF win: 77-66 (2010-11)
 Current win streak: UF 2
 Biggest VU win: 68-58 (1989-90)
 Biggest UF win: 69-91 (2003-04)
 Most VU points: 71 (1979-80)
 Most UF points: 91 (2003-04)



Game 1 • Nov. 10, 2012

Nicholls State 65
at Vanderbilt 80
Nashville, Tenn. (Memorial Gym)

Nicholls State 65 - 0-1
Player FG-FGA 3-Pr Rebounds
Presl, Lashian f 2-6 2-6 0-0 2 6 2 0 1 0 26
McBeath, Sam f 5-16 1-7 4-5 0 4 4 1 15 3 2 1 1 29

FG % 1st Half: 32.9 31.0% 2nd half: 16.29 55.2% Game: 25.58 43.1%
3FG % 1st Half: 1.0 19.0% 2nd half: 6.11 84.0% Game: 7.21 33.3%
FT % 1st Half: 3.4 75.0% 2nd half: 5.7 71.4% Game: 12.18 66.7%

Vanderbilt 80 - 1-0
Player FG-FGA 3-Pr Rebounds
ODOM, Rod f 3-5 1-3 0-0 0 7 7 1 7 1 3 1 1 33
MOATS, Shelby f 3-7 2-5 0-0 1 1 2 1 8 1 0 0 0 30

FG % 1st Half: 10.30 33.3% 2nd half: 18.27 66.7% Game: 25.55 49.1%
3FG % 1st Half: 4.7 57.1% 2nd half: 8.11 72.7% Game: 12.26 48.2%
FT % 1st Half: 4.7 57.1% 2nd half: 8.11 72.7% Game: 12.18 66.7%

Score by periods: 1st 2nd Total
Nicholls State 22 43 65
Vanderbilt 26 52 78

Points in Off 2nd Fast
Vanderbilt 20 28 48
Oregon 41 53 74

Game 2 • Nov. 16, 2012

Vanderbilt 48
at Oregon 74
Eugene, Ore. (Matthew Knight Arena)

Vanderbilt 48 - 1-1
Player FG-FGA 3-Pr Rebounds
ODOM, Rod f 3-13 1-6 2-2 2 1 3 4 9 1 4 0 1 24
MOATS, Shelby f 0-2 0-2 0-0 0 2 2 5 0 1 0 0 0 22

FG % 1st Half: 6.22 27.3% 2nd half: 10.25 40.0% Game: 16.47 34.0%
3FG % 1st Half: 2.9 22.2% 2nd half: 2.12 16.7% Game: 4.21 19.0%
FT % 1st Half: 6.8 75.0% 2nd half: 6.12 50.0% Game: 12.50 60.0%

Oregon 74 - 3-0
Player FG-FGA 3-Pr Rebounds
Singer, E.J. f 5-13 3-9 9-11 1 4 5 3 22 6 1 0 2 26
Woods, Tony c 3-5 0-0 4-5 0 1 1 3 10 1 3 1 0 19

FG % 1st Half: 16.32 50.0% 2nd half: 9.23 39.1% Game: 9.23 45.9%
3FG % 1st Half: 5.13 38.5% 2nd half: 1.9 11.1% Game: 6.22 27.3%
FT % 1st Half: 4.4 66.7% 2nd half: 14.16 87.6% Game: 10.29 81.6%

Score by periods: 1st 2nd Total
Vanderbilt 20 28 48
Oregon 41 53 74

Points in Off 2nd Fast
Vanderbilt 20 28 48
Oregon 41 53 74

Game 3 • Nov. 22, 2012

Vanderbilt 62
vs. Davidson 75
Orlando, Fla. (Old Spice Classic)

Vanderbilt 62 - 1-2
Player FG-FGA 3-Pr Rebounds
ODOM, Rod f 1-7 0-5 4-6 1 3 4 0 6 1 1 1 0 31
MOATS, Shelby f 0-2 0-2 0-0 0 2 2 3 0 1 0 0 0 18

FG % 1st Half: 10.24 41.7% 2nd half: 15.32 45.9% Game: 25.56 44.6%
3FG % 1st Half: 2.4 33.3% 2nd half: 4.12 33.3% Game: 6.18 33.3%
FT % 1st Half: 3.4 75.0% 2nd half: 3.4 75.0% Game: 6.8 75.0%

Davidson 75 - 2-2
Player FG-FGA 3-Pr Rebounds
COHEN, Jake f 6-11 2-3 0-0 1 4 5 4 14 2 0 1 0 23
BROOKS, De'Mon f 7-13 0-2 5-6 4 2 6 0 18 1 2 1 0 24

FG % 1st Half: 14.34 41.2% 2nd half: 15.24 62.5% Game: 29.58 50.0%
3FG % 1st Half: 5.11 45.5% 2nd half: 4.10 40.0% Game: 9.21 42.9%
FT % 1st Half: 0.0 0.0% 2nd half: 8.10 80.0% Game: 8.10 80.0%

Score by periods: 1st 2nd Total
Vanderbilt 26 37 62
Davidson 33 42 75

Points in Off 2nd Fast
Vanderbilt 26 37 62
Davidson 33 42 75

NASHVILLE - Vanderbilt rolled to an 80-65 win over Nicholls State at Memorial Gym in the Commodores 2012-13 season-opener.

Vanderbilt has now won six-straight season-opener, dating back to the 2006-07 season. The Commodores (1-0 overall) are now 3-0 all-time versus Nicholls State (0-1 overall).

Behind a career day from Kedren Johnson, the Commodores took complete control of the game at the start of the second half. Johnson set new career-highs in points (25), rebounds (6) and assists (6). The Lewisburg, Tenn., native was an efficient 8-of-14 from the field, including 3-of-7 from three-point range.

The Commodores came out of the locker room after half with a quick 6-0 run to extend their lead to 11 (34-23). From there, Vanderbilt continued its hot shooting as the Commodores would score 21 points in the first four and a half minutes of the second half.

Kevin Bright and Kyle Fuller each scored 15 points for the Commodores, while Bright led the team with eight rebounds in his collegiate debut. Fuller's 15 points were a new career-high, while he tied for the team-lead in assists with six, which also set a new career-high.

The Commodores shot 49 percent from the field for the game, including 66 percent from the field in the second half. Vanderbilt shot 72 percent (8-of-11) from beyond the arc in the second half and 46 percent (12-of-26) for the game.

Fred Hunter led Nicholls State with 20 points and 10 rebounds, while Sam McBeath and T.J. Carpenter added 15 and 11 points, respectively.

Vanderbilt led by six points at the half, 28-22, behind 10 points from Johnson. Johnson (4-of-10 from the field) was the lone Commodore in double-figures in the first half.

Bright led all rebounders with seven boards in the first half. Johnson and Rod Odom each had four boards, apiece.

Both teams struggled from the field in the first half, as Vanderbilt shot 33 percent and Nicholls State shot just 31 percent. Vanderbilt held a slight rebounding advantage after one half, 21-19.

Fred Hunter led all scorers with 11 points for Nicholls State, while also adding a team-high five rebounds.

EUGENE, Ore. - E.J. Singler scored 22 points and Oregon dominated Vanderbilt in a 74-44 victory.

Freshman guard Damyean Dotson had his third double-digit scoring game for the Ducks (3-0) with 10 points, and Tony Woods had 10 as well.

Kyle Fuller scored 17 points to pace the Commodores (1-1), who lost coach Kevin Stallings to an ejection with 15:57 to play after he was whistled for a pair of technical fouls. Kedren Johnson added 14 points for Vanderbilt.

Oregon led 41-20 at halftime, and the Commodores never got closer than 14 points in the second half.

The Ducks held a 17-14 lead midway through the first half before exploding for 24 points in the final 9:25, starting with an 11-0 run that included two 3-pointers by Dotson and a 3-pointer and jumper from Singler to make it 28-14 with 7:38 before halftime.

Fuller ended Vanderbilt's scoreless stretch with a layup with 6:41 to play in the half, but the Commodores didn't make another field goal the rest of the half, missing on their next six attempts.

Oregon shot 50 percent from the field in the first half and scored 16 points off 11 turnovers by the Commodores, who shot just 27 percent, was finally cleared to play Thursday.

Overall, the Ducks outshot the Commodores 46 percent to 34 percent. Vanderbilt, which made 12 3-pointers in its season opener against Nicholls State, was just 4 of 21 from long range against Oregon.

ORLANDO - De'Mon Brooks scored 19 points and Davidson beat Vanderbilt 75-62 in the first round of the Old Spice Classic.

Nik Cochran and Jake Cohen added 14 points each for Davidson (2-2).

Kedren Johnson had a career-high 28 points for Vanderbilt (1-2). The Commodores, coming off a 78-48 loss to Oregon, also got 14 points from Kyle Fuller.

Baskets by Brooks and Chris Czerapowicz put Davidson ahead 57-52. The Wildcats, keyed by Clint Mann's dunk and a 3 by Cochran, scored the next nine points and increased their lead to 66-52 with 6 minutes remaining.

Davidson will play West Virginia in a winner's bracket game Friday. Vanderbilt will play Marist, which lost 87-44 to West Virginia, at 2 p.m. CT on ESPN.

Johnson had a three-point play and hit a 3-pointer helping Vanderbilt get within 35-33 early in the second half. His three-point play gave the Commodores a 49-48 advantage with 12 minutes to go.

Cochran and Cohen had nine points each as Davidson took a 33-25 halftime lead.

Jordan Barham had a fast-break slam and a pair of layups to put Davidson up 31-25 with 51 seconds left in the half. Cohen made it 33-25 with a rebound basketball just before the buzzer.

Barham wound up with nine points. Cochran's third 3-pointer got Davidson, which trailed by six early on, to 16-14. The senior guard entered averaging 3.3 points this season.

Johnson's previous career best was 25 points against Nicholls State on Nov. 10.



Game 4 • Nov. 23, 2012

Vanderbilt..... 33
vs. Marist..... 50
Orlando, Fla. (Old Spice Classic)

MARIST 50 - 2-3

Table with columns: #, Player, Total, 3-Pr, Rebounds, FT, FT-A, PF, TP, A, TO, Blk, Stl, Min. Includes player stats for Lewis, Kemp, Adams, Price, Devin, Morton, Isiah, Bowie, Jay, Thomas, Manny, Curry, T.J., Lawrence, Phillip, Truop, Eric, and Team.

FG % 1st Half: 19.27 37.0% 2nd half: 9-22 36.4% Game: 18-49 36.7%
3FG % 1st Half: 5-13 38.5% 2nd half: 4-10 40.0% Game: 9-23 39.1%
FT % 1st Half: 2-3 66.7% 2nd half: 3-10 30.0% Game: 5-13 38.9%

Vanderbilt 33 - 1-3

Table with columns: #, Player, Total, 3-Pr, Rebounds, FT, FT-A, PF, TP, A, TO, Blk, Stl, Min. Includes player stats for Odom, Rod, Henderson, Josh, Johnson, Kedren, Fuller, Kyle, Bright, Kevin, Jeter, Sheldon, Moats, Shelby, Siakam, James, and Team.

FG % 1st Half: 6-30 20.0% 2nd half: 8-31 25.8% Game: 14-61 23.0%
3FG % 1st Half: 2-9 22.2% 2nd half: 0-11 0.0% Game: 2-20 10.0%
FT % 1st Half: 0-0 0.0% 2nd half: 3-6 50.0% Game: 3-6 50.0%

Officials: Rick Crawford, Brian O'Connell, Donny Eppley
Technical fouls: Marist-None, Vanderbilt-None.
Attendance: 2927
Old Spice Classic Game Six

Score by periods table with columns: 1st, 2nd, Total. Shows scores for Marist (27, 23, 50) and Vanderbilt (14, 19, 33).

Game 5 • Nov. 25, 2012

UTEP..... 49
vs. Vanderbilt..... 73
Orlando, Fla. (Old Spice Classic)

Vanderbilt 73 - 2-3

Table with columns: #, Player, Total, 3-Pr, Rebounds, FT, FT-A, PF, TP, A, TO, Blk, Stl, Min. Includes player stats for Odom, Rod, Henderson, Josh, Johnson, Kedren, Fuller, Kyle, Bright, Kevin, Gendelman, Alex, Watkins, Nathan, Josephs, Carter, Jeter, Sheldon, Moats, Shelby, Siakam, James, and Team.

FG % 1st Half: 12.53 52.2% 2nd half: 15-30 50.0% Game: 28-49 51.0%
3FG % 1st Half: 4-8 50.0% 2nd half: 5-11 45.5% Game: 9-19 47.4%
FT % 1st Half: 5-8 62.5% 2nd half: 9-11 81.8% Game: 14-19 73.7%

UTEP 49 - 1-4

Table with columns: #, Player, Total, 3-Pr, Rebounds, FT, FT-A, PF, TP, A, TO, Blk, Stl, Min. Includes player stats for Lang, Cedrick, Bohannon, John, Ragland, Jason, Washburn, Julian, Streeter, Jacques, Cooper, C.J., Washburn, Chris, Howard, Twymond, Moore, Malcolm, and Team.

FG % 1st Half: 5-15 33.3% 2nd half: 12-24 50.0% Game: 17-39 43.6%
3FG % 1st Half: 2-7 28.6% 2nd half: 2-6 33.3% Game: 4-13 30.8%
FT % 1st Half: 5-7 71.4% 2nd half: 6-8 75.0% Game: 11-15 73.3%

Officials: Karl Hess, Ray Styons, Rick Crawford
Technical fouls: Vanderbilt-None, UTEP-None.
Attendance: 1080
Old Spice Classic Game 10

Score by periods table with columns: 1st, 2nd, Total. Shows scores for Vanderbilt (33, 40, 73) and UTEP (17, 32, 49).

Game 6 • Dec. 1, 2012

Villanova..... 62
at Vanderbilt..... 52
Nashville, Tenn. (Memorial Gym)

Villanova 62 - 4-3

Table with columns: #, Player, Total, 3-Pr, Rebounds, FT, FT-A, PF, TP, A, TO, Blk, Stl, Min. Includes player stats for Mouphtaou, Yarro, Sutton, Maurice, Hilliard, Darrin, Arcidiacono, Ryan, Bell, James, Chenault, Tony, Pinkston, JayVaughn, Ochefu, Daniel, Yacoubou, Achraf, and Team.

FG % 1st Half: 12-29 41.4% 2nd half: 7-17 41.2% Game: 19-46 41.3%
3FG % 1st Half: 5-12 41.7% 2nd half: 1-3 33.3% Game: 6-15 40.0%
FT % 1st Half: 2-4 50.0% 2nd half: 16-21 76.2% Game: 18-25 72.0%

Vanderbilt 52 - 2-4

Table with columns: #, Player, Total, 3-Pr, Rebounds, FT, FT-A, PF, TP, A, TO, Blk, Stl, Min. Includes player stats for Odom, Rod, Henderson, Josh, Johnson, Kedren, Fuller, Kyle, Bright, Kevin, Jeter, Sheldon, Moats, Shelby, Siakam, James, and Team.

FG % 1st Half: 9-24 37.5% 2nd half: 8-22 36.4% Game: 17-46 37.0%
3FG % 1st Half: 5-12 41.7% 2nd half: 4-14 28.6% Game: 9-26 34.6%
FT % 1st Half: 3-5 60.0% 2nd half: 6-9 66.7% Game: 9-14 64.3%

Officials: Tony Greene, Roger Ayers, Ed Corbett
Technical fouls: Villanova-None, Vanderbilt-None.
Attendance: 8565
SEC Big East Challenge

Score by periods table with columns: 1st, 2nd, Total. Shows scores for Villanova (31, 31, 62) and Vanderbilt (25, 26, 52).

ORLANDO - Devin Price and Isaiah Morton scored 13 points each and Marist beat Vanderbilt 50-33 in a consolation round game at the Old Spice Classic.

Jay Bowie added four points and 12 rebounds for Marist (2-3).

Vanderbilt (1-3) got eight points from James Siakam. The Commodores shot just 23.0 percent (14 of 61) and finished with their lowest point total since a 33-31 loss to Mississippi State on Jan. 30, 1982.

Both teams lost in Thursday's opening round. Marist lost 87-44 to West Virginia, while Davidson beat Vanderbilt 75-62.

Price hit a 3 and Chavaughn Lewis scored on a fast-break slam during an 11-0 run to start the second half that gave Marist a 38-14 lead with 15 minutes left.

Vanderbilt didn't get its first point in the second half until Siakam's free throw with 13:54 remaining. After missing their initial eight shots, Kedren Johnson's layup 1 minute, 34 seconds later was the Commodores' first second-half basket.

Johnson, who had career-high 28 points Thursday, scored four Friday.

Rod Odom's basket got Vanderbilt within 47-30 with two minutes remaining.

Price made a 3-pointer to put Marist ahead 27-9 three minutes before intermission.

Morton hit a 3 and Lewis had a three-point play as Marist went up 8-0 with 15:21 left in the first half. T.J. Curry's long-range jumper extended the Red Foxes' advantage to 13-3 three minutes later.

Vanderbilt missed its first 10 shots. Sheldon Jeter got the Commodores' first basket, a 3-pointer six minutes into the game.

Vanderbilt, looking to replace its top six scorers from last season, made just 6 of 30 shots (20 percent) during the opening half.

ORLANDO - Kedren Johnson scored 17 points and Rod Odom added 16 as Vanderbilt beat Texas El-Paso 73-49 in the consolation round at the Old Spice Classic.

Kyle Fuller added 14 points for Vanderbilt (2-3). The Commodores, looking to replace their top six scorers from last season's 25-win team, entered averaging 55.8 points a game.

John Bohannon had 11 points for the Miners (1-4), who have lost four in a row. The streak matches their longest skid under coach Tim Floyd.

Both teams lost their previous two games at the classic.

Vanderbilt was coming off a 50-33 loss Friday to Marist. The Commodores were also defeated 75-62 by Davidson. UTEP's losses came against Clemson (69-48) and Oklahoma (68-61).

Johnson's 3-pointer made it 57-36 with 7:30 to play. The guard, who had a career-high 28 points in Thursday's loss to Davidson, was held to four points one day later by Marist.

Vanderbilt opened the second half with a 9-2 run to grab a 42-19 lead. Shelby Moats had a 3 during the stretch.

UTEP narrowed the gap to 49-34 midway through the second on C.J. Cooper's basket.

Odom had eight points in helping Vanderbilt go ahead 33-17 at halftime.

Kevin Bright had two 3-pointers, and Odom and Fuller also hit long-range jumpers during a 19-0 stretch as Vanderbilt took a 28-12 advantage 14 minutes into the game.

UTEP went scoreless for more than eight minutes before Cedrick Lang's basket cut the deficit to 28-14 four minutes before intermission.

Lang finished with 10 points.

Bohannon's 3-point play gave UTEP an early 7-1 lead. Odom made a jumper to conclude an 8-0 run for Vanderbilt that put the Commodores up 9-7.

NASHVILLE - Mouphtaou Yarou scored 16 points to lead Villanova to a 62-52 victory over Vanderbilt.

Yarou made 10 of 12 free throws and JayVaughn Pinkston added 13 off the bench as the Wildcats (4-3) snapped a three-game losing streak.

The Wildcats led by eight early in the second half, but the Commodores pulled to within 46-44 with 7:18 left. Vanderbilt (2-4) made just two baskets the rest of the way and shot just 36.4 percent (8 of 22) after halftime. The Commodores are off to their worst start since 1988.

Villanova also blitzed the Commodores on the boards, outrebounding them 34-28. Vanderbilt finished with just four offensive rebounds - all coming in the first half.

Rod Odom led the Commodores with 14 points. Kedren Johnson added 12. Freshman Kevin Bright notched his first career double-double with 12 points and a career-high 12 rebounds.

The teams had met just once before. Villanova defeated Vanderbilt 80-73 for the 1994 NIT championship.

The Commodores stayed in front for much of the first half, grabbing a five-point lead twice. Their last came with 12:52 left on a Shelby Moats layup for a 14-9 lead. The Commodores went nearly five minutes without a basket, allowing Villanova to jump in front.

Daniel Ochefu's two free throws with 3:21 left pushed the Wildcats in front for good and sparked an 8-3 run.

After missing his first four 3-pointers, Ryan Arcidiacono sunk a 25-footer for a 31-26 lead at halftime. Villanova pushed the lead to eight early in the second half as Vanderbilt went nearly five minutes without a basket.

The Commodores missed six of their first seven shots before Sheldon Jeter's 3-pointer with 11:49 to go cut the deficit to 39-34.

Vanderbilt chucked up 26 3-pointers, making just nine, but the perimeter shooting allowed the Commodores to stick around. A 3-pointer by Johnson, followed by two free throws from Shelby Moats cut the deficit to 46-44 with more than seven minutes remaining.



Game 7 • Dec. 6, 2012

Vanderbilt..... 66
at Xavier (OT)..... 64
Cincinnati, Ohio (Cintas Center)

Table with columns: Player, FG, 3-Pt, Rebounds, FT, PF, TP, A, TO, Blk, Stl, Min. Includes players like ODOM, HENDERSON, JOHNSON, FULLER, BRIGHT, JETER, MOATS, SHAKAM.

Table with columns: Player, FG, 3-Pt, Rebounds, FT, PF, TP, A, TO, Blk, Stl, Min. Includes players like TAYLOR, MARTIN, PHILMORE, CHRISTON, DAVIS, REDFORD, ROBINSON, AMOS, STENGER, Team.

Table with columns: Player, FG, 3-Pt, Rebounds, FT, PF, TP, A, TO, Blk, Stl, Min. Includes players like TAYLOR, MARTIN, PHILMORE, CHRISTON, DAVIS, REDFORD, ROBINSON, AMOS, STENGER, Team.

Table with columns: Player, FG, 3-Pt, Rebounds, FT, PF, TP, A, TO, Blk, Stl, Min. Includes players like TAYLOR, MARTIN, PHILMORE, CHRISTON, DAVIS, REDFORD, ROBINSON, AMOS, STENGER, Team.

Game 8 • Dec. 15, 2012

Alabama A&M..... 46
at Vanderbilt..... 71
Nashville, Tenn. (Memorial Gym)

Table with columns: Player, FG, 3-Pt, Rebounds, FT, PF, TP, A, TO, Blk, Stl, Min. Includes players like BANKS, TAB, CRUTCHER, HILL, GREEN, DAVIS, LONG, ELLIS, WATKINS, HOUSTON, WEIST, Nicholas.

Table with columns: Player, FG, 3-Pt, Rebounds, FT, PF, TP, A, TO, Blk, Stl, Min. Includes players like ODOM, HENDERSON, JOHNSON, FULLER, BRIGHT, JETER, MOATS, SHAKAM.

Table with columns: Player, FG, 3-Pt, Rebounds, FT, PF, TP, A, TO, Blk, Stl, Min. Includes players like TAYLOR, MARTIN, PHILMORE, CHRISTON, DAVIS, REDFORD, ROBINSON, AMOS, STENGER, Team.

Table with columns: Player, FG, 3-Pt, Rebounds, FT, PF, TP, A, TO, Blk, Stl, Min. Includes players like TAYLOR, MARTIN, PHILMORE, CHRISTON, DAVIS, REDFORD, ROBINSON, AMOS, STENGER, Team.

Game 9 • Dec. 17, 2012

Cornell..... 55
at Vanderbilt..... 66
Nashville, Tenn. (Memorial Gym)

Table with columns: Player, FG, 3-Pt, Rebounds, FT, PF, TP, A, TO, Blk, Stl, Min. Includes players like MILLER, FIGINI, CRESSLER, ASAFO-ADJEL, GRAY, JOHNATHAN, SCELFO, PECK, CHERRY, TARKWATER, CHERMERINSKI, Eitan.

Table with columns: Player, FG, 3-Pt, Rebounds, FT, PF, TP, A, TO, Blk, Stl, Min. Includes players like TAYLOR, MARTIN, PHILMORE, CHRISTON, DAVIS, REDFORD, ROBINSON, AMOS, STENGER, Team.

Table with columns: Player, FG, 3-Pt, Rebounds, FT, PF, TP, A, TO, Blk, Stl, Min. Includes players like TAYLOR, MARTIN, PHILMORE, CHRISTON, DAVIS, REDFORD, ROBINSON, AMOS, STENGER, Team.

Table with columns: Player, FG, 3-Pt, Rebounds, FT, PF, TP, A, TO, Blk, Stl, Min. Includes players like TAYLOR, MARTIN, PHILMORE, CHRISTON, DAVIS, REDFORD, ROBINSON, AMOS, STENGER, Team.

CINCINNATI - Xavier had no answer for Kyle Fuller at crunch time.

The Vanderbilt junior guard scored all of the Commodores' 12 overtime points on his way to a career-high 25 points as they outlasted Xavier for a 66-64 win on.

"It was a huge win for us," said Fuller, who scored 20 points in the second half to lead Vanderbilt back from a 13-point deficit. "We've been struggling. We're a young team and we have to learn how to win. It is a growing point for us."

Vanderbilt coach Kevin Stallings had mixed feelings about Fuller's overtime effort.

"I didn't realize that," Stallings said about Fuller's solo act. "That's awesome for him and almost embarrassing for the rest of us. Good for Kyle. He made some huge plays."

Fuller gave Vanderbilt (3-4) the lead for good at 61-60 on a leaner with 1:26 left in the game. He was fouled and missed the free throw, but he followed up by being fouled while scoring on a driving layup and making the free throw for a 64-60 lead with 1:10 left. His two free throws with 14.9 seconds left were the difference.

Sophomore guard Kedren Johnson scored 19 points and freshman guard Kevin Bright added 11 with 10 rebounds for Vanderbilt. The Musketeers knew the Commodores' strength was in their backcourt, coach Chris Mack said.

The Commodores won despite making just 13 of 25 free throws.

Travis Taylor scored 15 points to lead four Musketeers in double figures. Justin Martin added 13 and Stephon Christon finished with 12 for Xavier (6-2), which suffered its first loss in four home games. Xavier was almost as bad as Vanderbilt on free throws, making just 9 of 17.

Martin scored 10 points and Xavier shot 53.8 percent from the field (14 of 26) while leading by as many as eight points in the first half before settling for a 33-27 halftime lead.

Johnson, who went into the game leading the Commodores with an average of 16.7 points, scored 12 in the half and had four steals to help keep Vanderbilt in the game.

NASHVILLE - Playing for the first time in nine days, Vanderbilt struggled to pull away from Alabama A&M.

When the Commodores finally grabbed some breathing room, Kedren Johnson made sure it stayed that way, scoring 12 of his 19 points in the second half to lead Vanderbilt to a 71-46 victory.

The Commodores (4-4) played for the first time since an overtime victory at Xavier on Dec. 6. Johnson ensured consecutive wins for the first time this season. He accounted for 10 of 13 points early in the second half as a six-point lead quickly ballooned to a 16-point advantage.

"We were just trying to push the lead and not give them any hope," Johnson said. "We just had to extend the lead. After we smelled blood, we just had to go finish them."

Rod Odom added a career-high 17 points and made a career-high four 3-pointers. His second 3 of the night came with 7 seconds before halftime and gave Vanderbilt a 31-22 lead at the break.

The momentum spilled over into the second half, when the Commodores shot 63.6 percent (14 of 22). After an Alabama A&M 3-pointer cut the lead to six, Vanderbilt used a 16-6 run to pull away. Johnson began to attack the basket. He interspersed a jumper in among five free throws. His 3-pointer with 13:19 left gave the Commodores a commanding 47-31 lead. Center Josh Henderson also provided a spark, scoring 11 of his career-high 13 points in the second half.

Alabama A&M (2-6) sputtered offensively, especially after the break. The Bulldogs made just six shots in the second half and shot 32.6 percent (15 of 46) for the game. The 46 points were the fewest allowed by Vanderbilt this season.

NASHVILLE - Kyle Fuller scored 17 points to lead Vanderbilt to a 66-55 victory over Cornell.

Kedren Johnson added 15 points as the Commodores (5-4) staged off a second-half comeback by the Big Red (4-6).

Fuller and Johnson combined for the team's first 17 points and Vanderbilt led by as much as 19, 33-14, in the first half.

But when Johnson, Vanderbilt's leading scorer this season, went to the bench with his fourth foul 58 seconds into the second half, Cornell capitalized. The Big Red ripped off a 14-2 run and cut the deficit to 40-38 on consecutive layups from Eitan Chermerinski with 14:17 left.

Cornell missed its next five shots -- all 3-pointers -- and Vanderbilt responded with a 12-2 run to take an insurmountable 12-point lead.

Shonn Miller scored 13 and Chermerinski had 10 for the Big Red, who made just 18 of 60 shots (30 percent).

A layup by Johnathan Gray gave Cornell a 7-6 lead just more than three minutes in. Vanderbilt jumped in front for good on Fuller's second 3-pointer. Then Vanderbilt stormed ahead with a 26-6 run over the next 11 minutes. The massive flurry included spurts of 11-0 and 10-0.

Cornell made just two baskets during a 14-minute stretch and fell behind 32-13 with 5:11 left in the half. The Big Red were playing for the first time since Dec. 1 after getting two weeks off for exams.

The rust showed as they shot 17.9 percent (5 of 28) from 3-point range. Cornell relied too much on the long ball, especially after closing the gap.

Johnson picked up his fourth foul less than a minute into the second half and went to the bench. Cornell turned up the full-court pressure and started attacking the basket. Chermerinski, a 6-foot-8 forward, scored eight points during a 14-2 run. His uncontested layup with 14:17 left cut the deficit to 40-38.



Game 13 • Jan. 10, 2013

Kentucky..... 58
at Vanderbilt..... 60
Nashville, Tenn. (Memorial Gym)

Table with columns: Player, FG, 3-P, FT, Rebounds, Points, etc. for Game 13.

Table with columns: Player, FG, 3-P, FT, Rebounds, Points, etc. for Game 13 (continued).

Summary statistics for Game 13: FG %, 3FG %, FT %, Rebounds, Points, etc.

NASHVILLE - To the Kentucky Wildcats, there's no doubt that Nerlens Noel's jumper left his hand before the shot clock buzzer sounded, and they couldn't be happier.

Vanderbilt coach Kevin Stallings disagrees. That bucket allowed Kentucky to escape with a 60-58 win over Vanderbilt in the Southeastern Conference opener for both teams after blowing a 16-point lead.

"We're lucky to win the game," Kentucky coach John Calipari said.

Kyle Wiltjer's jumper with 1:57 left put Kentucky ahead to stay, but the Wildcats (10-4) also seemed to get a bit of help from officials by counting Noel's jumper with 17.3 seconds left that went in after the shot clock buzzer went off.

Stallings took a timeout to plead his case, even patting his head as he talked to officials to signal shot clock violation. But officials didn't review the play.

"They said it was not reviewable," Stallings said. "That's what they told me. It's not reviewable. The officials got together and said it's not reviewable. I don't really want to spend this press conference talking about a call that wasn't made. Obviously by my reaction, you could tell what I thought."

Kedren Johnson said he was right there and felt the ball still was in Noel's hands when the buzzer went off. Johnson made a 3 with 7.6 seconds left to pull Vandy within 60-58, and Kyle Fuller stole the inbound pass with 6.7 seconds to go giving the Commodores a last chance.

Johnson's 3 hit the back rim just before the buzzer as the rally fell short for Vanderbilt (6-7). "I knew it was a little bit too much to the right after I let it go," Johnson said. "Sometimes those still have a chance. Unfortunately, that one didn't go in for me."

Ryan Harrow led Kentucky with 16 points, Noel had 13 and Archie Goodwin 12.

"Even though it was an ugly win, at least we came out with the win," Harrow said. Johnson finished with a game-high 18 points, and Rod Odom added 12 as Vanderbilt outrebounded Kentucky 42-37.

Game 14 • Jan. 12, 2013

Vanderbilt..... 33
at Arkansas..... 56
Fayetteville, Ark. (Bud Walton Arena)

Table with columns: Player, FG, 3-P, FT, Rebounds, Points, etc. for Game 14.

Table with columns: Player, FG, 3-P, FT, Rebounds, Points, etc. for Game 14 (continued).

Summary statistics for Game 14: FG %, 3FG %, FT %, Rebounds, Points, etc.

FAYETTEVILLE, Ark. - Arkansas' Marshawn Powell stayed up until 6:30 a.m. the day after his scoreless effort in a loss Wednesday at Texas A&M, watching old games and noticing his tendency to play well after starting quickly.

Powell put his studies to good use on Saturday, scoring 17 points as the Razorbacks pulled away for a 56-33 win over Vanderbilt.

The junior scored the first eight points for Arkansas (10-5, 1-1 Southeastern Conference), which bounced back from a season-worst 51-point effort in the 18-point loss to the Aggies. Powell also added 6 rebounds and 6 steals to help ease the sting of Wednesday's disappointment.

While Powell regained his scoring touch on Saturday, the Commodores (6-8, 0-2) narrowly avoided setting the school mark for scoring futility.

Sheldon Jeter had 8 points to lead Vanderbilt, which matched its season low for points and committed a season-worst 26 turnovers, leading to 23 points for the Razorbacks.

The Commodores started slowly, hitting one of their first 13 shots, and never fully recovered. They were 3 of 15 from the field in the first half and trailed 21-11 at halftime -- after closing with a relative offensive flurry (5 points) in the closing minute and a half.

Vanderbilt finished 10 of 40 (25 percent) from the field, including a 2 of 15 effort from the 3-point line, and has now lost four of its last five games. The Commodores, who entered the game next-to-last in the SEC in scoring at 59.5 points per game, also scored 33 points in a loss to Marist earlier this season.

Game 15 • Jan. 15, 2013

Ole Miss..... 89
at Vanderbilt (OT)..... 79
Nashville, Tenn. (Memorial Gym)

Table with columns: Player, FG, 3-P, FT, Rebounds, Points, etc. for Game 15.

Table with columns: Player, FG, 3-P, FT, Rebounds, Points, etc. for Game 15 (continued).

Summary statistics for Game 15: FG %, 3FG %, FT %, Rebounds, Points, etc.

NASHVILLE - Marshall Henderson saw nobody in front of him with time running out, so he heaved the ball at the basket, beating the buzzer to force overtime.

Just as the Mississippi guard planned.

His desperation heave gave the Rebels the extra time they needed, and Nick Williams' jumper put Mississippi ahead to stay in rallying to beat Vanderbilt 89-79 for their sixth straight win. Henderson said he knew he would come down and hit the overtime forcing shot.

"I didn't actually shoot it the way I wanted to shoot it," Henderson said. "I didn't have any rotation on it. I just kind of floated in there, but I'll take it."

The Rebels (14-2, 3-0) took it from there in extending the Southeastern Conference's longest winning streak by winning in Memorial Gym for the first time since 2001, and they had to do it by rallying from 13 points with 8:39 left. Cornell then went back to perimeter shooting but, with Vanderbilt switching to a zone defense, went cold from the outside. Vanderbilt answered with a 12-2 run, with eight points from Odom and six from Fuller. A rare five-point possession ended the spurt. As Odom sank his third 3-pointer, Fuller was fouled while setting his screen. He made both free throws to push the lead to 52-40 with 9:59 left.

Kevin Bright hit the Commodores' 17th 3, giving Vandy a 78-75 lead with 3.2 seconds left in regulation. Henderson flung the ball at the basket from about 35 feet away, and he ran around the court celebrating. Williams hit his jumper with 4:34 left in overtime, and the Rebels outscored Vanderbilt 11-1 in overtime to snap the Commodores' five-game winning streak in this series.

"It was just brainless on our part because we didn't match up the right way," Vanderbilt guard Kedren Johnson said of Henderson's shot.

Vanderbilt (6-9, 0-3) set a Memorial Gym record hitting 17 3-pointers but couldn't overcome poor free throw shooting (10 of 23).



Game 16 • Jan. 19, 2013

Vanderbilt 58 vs. South Carolina 51 Columbia, S.C. (Colonial Life Arena)

Vanderbilt 59 - 7-9, 1-3 SEC

Table with columns: #, Player, FG, 3-Pr, FT, Rebounds, PF, TP, A, TO, Blk, Stl, Min. Includes players like ODOM, Rod and JETER, Sheldon.

FG % 1st Half: 9-19 47.4% 2nd half: 7-18 38.9% Game: 16-37 43.2% 3FG % 1st Half: 3-7 42.9% 2nd half: 3-9 33.3% Game: 6-13 46.2% FT % 1st Half: 3-6 50.0% 2nd half: 17-27 63.0% Game: 20-33 60.6%

South Carolina 51 - 11-6, 1-3 SEC

Table with columns: #, Player, FG, 3-Pr, FT, Rebounds, PF, TP, A, TO, Blk, Stl, Min. Includes players like CHATKIEVICIUS, L. and CARRERA, Michael.

FG % 1st Half: 5-29 17.2% 2nd half: 9-30 30.0% Game: 14-59 23.7% 3FG % 1st Half: 2-10 20.0% 2nd half: 2-11 18.2% Game: 4-21 19.0% FT % 1st Half: 7-8 87.5% 2nd half: 12-17 70.6% Game: 19-25 76.0%

Officials: Doug Simmons, Mark Whitehead, Stephen Anderson Technical fouls: Vanderbilt-None, South Carolina-None Attendance: 11175

Score by periods table with columns: Period, 1st, 2nd, 3rd, Total. Shows Vanderbilt 24, 34, 58, 116 and South Carolina 19, 32, 51, 102.

Last FG - VU 2nd-09:27, SC 2nd-00:14. Largest lead - VU by 15 2nd-10:56, SC by 3 1st-17:54.

Points in Off 2nd Fast Break Bench table with columns: Points, In, Off, 2nd, Fast, Break, Bench. Shows VU 20, 9, 8, 9, 25 and SC 18, 17, 7, 4, 23.

Score tied - 3 times. Lead changed - 3 times.

Game 17 • Jan. 23, 2013

Auburn 61 at Vanderbilt 73 Nashville, Tenn. (Memorial Gym)

Auburn 61 - 8-10, 2-3 SEC

Table with columns: #, Player, FG, 3-Pr, FT, Rebounds, PF, TP, A, TO, Blk, Stl, Min. Includes players like Payne, Allen and Chubb, Rob.

FG % 1st Half: 11-22 50.0% 2nd half: 11-31 35.5% Game: 22-53 41.5% 3FG % 1st Half: 4-7 57.1% 2nd half: 5-17 29.4% Game: 9-24 37.5% FT % 1st Half: 1-2 50.0% 2nd half: 7-7 100.0% Game: 8-9 88.9%

Vanderbilt 73 - 8-9, 2-3 SEC

Table with columns: #, Player, FG, 3-Pr, FT, Rebounds, PF, TP, A, TO, Blk, Stl, Min. Includes players like ODOM, Rod and JETER, Sheldon.

FG % 1st Half: 10-28 35.7% 2nd half: 10-21 47.6% Game: 20-49 40.8% 3FG % 1st Half: 4-14 28.6% 2nd half: 5-10 50.0% Game: 9-24 37.5% FT % 1st Half: 10-12 83.3% 2nd half: 14-18 77.8% Game: 24-30 80.0%

Officials: Doug Shows, Joe Lindsay, Michael Stephens Technical fouls: Auburn-None, Vanderbilt-None Attendance: 9961

Score by periods table with columns: Period, 1st, 2nd, 3rd, Total. Shows Auburn 27, 34, 61, 91 and Vanderbilt 34, 39, 73, 107.

Last FG - AU 2nd-01:08, VU 2nd-05:18. Largest lead - AU 8 1st-15:05, VU by 16 2nd-10:59.

Points in Off 2nd Fast Break Bench table with columns: Points, In, Off, 2nd, Fast, Break, Bench. Shows AU 18, 14, 4, 4, 20 and VU 18, 13, 11, 5, 39.

Score tied - 3 times. Lead changed - 4 times.

Game 18 • Jan. 26, 2013

Vanderbilt 59 at Missouri 81 Columbia, Mo. (Mizzou Arena)

Vanderbilt 59 - 8-10, 2-4

Table with columns: #, Player, FG, 3-Pr, FT, Rebounds, PF, TP, A, TO, Blk, Stl, Min. Includes players like ODOM, Rod and JETER, Sheldon.

FG % 1st Half: 9-24 37.5% 2nd half: 15-30 50.0% Game: 24-54 44.4% 3FG % 1st Half: 2-9 22.2% 2nd half: 6-15 40.0% Game: 8-24 33.3% FT % 1st Half: 0-4 0.0% 2nd half: 3-6 50.0% Game: 3-10 30.0%

Missouri 81 - 15-4, 4-2

Table with columns: #, Player, FG, 3-Pr, FT, Rebounds, PF, TP, A, TO, Blk, Stl, Min. Includes players like Oriakhi, Tony and Oniakhi, Alex.

FG % 1st Half: 17-31 54.8% 2nd half: 11-20 55.0% Game: 28-51 54.9% 3FG % 1st Half: 8-15 53.3% 2nd half: 3-6 50.0% Game: 11-21 52.4% FT % 1st Half: 7-7 100.0% 2nd half: 7-9 77.8% Game: 14-16 87.5%

Officials: Anthony Jordan, Ron Groover, Tim Gattis Technical fouls: Vanderbilt-None, Missouri-None Attendance: 19001

Score by periods table with columns: Period, 1st, 2nd, 3rd, Total. Shows Vanderbilt 20, 39, 59, 89 and Missouri 49, 32, 81, 130.

Last FG - VU 2nd-01:26, MU 2nd-06:44. Largest lead - VU by 15 1st-15:07, MU by 11 1st-02:40.

Points in Off 2nd Fast Break Bench table with columns: Points, In, Off, 2nd, Fast, Break, Bench. Shows VU 19, 13, 11, 5, 39 and MU 22, 17, 16, 8, 14.

Score tied - 2 times. Lead changed - 5 times.

COLUMBIA - Vanderbilt coach Kevin Stallings thinks his young team may be growing up.

The Commodores held on despite squandering nearly all of a 10-point lead in the second half to win their first Southeastern Conference game of the season, 58-51 over South Carolina.

Kyle Fuller scored 12 points and Dai-Jon Parker 11 for Vanderbilt (7-9, 1-3 SEC), which has had its share of problems finishing games this season. Middle Tennessee used a 16-3 run at the end to pull out a 56-52 win over the Commodores on Dec. 21. They wiped out a 16-point lead against Kentucky on Jan. 10 before losing 60-58. And this past Tuesday, Mississippi got a 3-pointer at the buzzer to force overtime before pulling away for an 89-79 victory.

Things were slipping away for Vanderbilt once again at the Colonial Life Arena. This time, though, the Commodores called on some tough defense and solid foul shooting to earn their fourth straight victory over South Carolina.

The Commodores (7-9, 1-3) led 45-35 with 8:35 to go after a free throw by Shelby Moats. South Carolina (11-6, 1-3) used a 14-6 run over the next six minutes to get within a basket at 51-49, but the Gamecocks got no closer.

Vanderbilt went 0-for-6 from the field in the last 6:27 but made seven foul shots down the stretch to keep in front. The Commodores' leading scorer coming in, Kedren Johnson, was held to three points, 12 fewer than his average, on 0-of-6 shooting.

"This is a shot in the arm for us," Stallings said. Brenton Williams had 16 points to lead South Carolina. Williams missed a 3-pointer with 1:41 left that would've given the Gamecocks a lead when they trailed 51-49.

Williams said teammate Bruce Ellington found him for an open 3 in the corner. "Unfortunately, I wasn't able to make the shot," Williams said.

Rod Odom extended the Commodores' lead with a pair of foul shots moments later. Fuller made 1 of 2 from the line, as did Sheldon Jeter. Fuller added one more foul shot for a 56-49 lead with 36 seconds left.

After Brian Richardson scored the Gamecocks' final points on breakaway dunk, Johnson and Fuller each made one more foul shot to put the game away.

NASHVILLE - Kedren Johnson scored 15 points to lead Vanderbilt over Auburn 73-61.

Four players scored in double figures to help the Commodores (8-9, 2-3 Southeastern Conference) win consecutive games for the first time in more than a month.

The Tigers (8-10, 2-3) cut the deficit to five points twice in the second half before Vanderbilt used the long ball to sprint away. Kyle Fuller, Sheldon Jeter and Kevin Bright each drained 3-pointers during a 13-3 run. Rod Odom emphatically capped the spurt with a two-handed dunk after Josh Henderson found him streaking to the basket for a 52-37 lead with 12:28 left.

Fuller scored 14 points, Bright added 12 and Jeter had 10 as the Commodores won their seventh straight against Auburn.

Rob Chubb and Frankie Sullivan each scored 14 points and Brian Greene Jr. added 11 for the Tigers, who have dropped three straight.

Two straight layups by Chubb sparked Auburn, which made its first five shots. A baseline jumper by Jordan Price put the Tigers up 12-4 just 5:01 into the game.

After missing seven of its opening eight shots, Vanderbilt responded with a run of its own thanks to the play of three former starters. Bright popped off the bench with a straightaway 3-pointer, Henderson followed with a layup and Fuller scored five straight points. He bounced in a 3-pointer to cap off a 10-1 run and give the Commodores a brief 14-13 lead with 11:58 left in the half.

The game tilted back and forth until Vanderbilt ended the half with seven straight points. Coach Kevin Stallings delivered high-fives to his team after Auburn called a timeout with 1:22 left in the half following an offensive rebound and layup by Shelby Moats, which gave Vanderbilt a 34-27 halftime lead.

After the break, the Commodores picked up where they left off as Jeter scored five straight points to stake a 39-29 lead. After Auburn sliced the deficit in half, Fuller answered with a 3-pointer to spark the rout.

COLUMBIA - Vanderbilt coach Kevin Stallings had a simple explanation for his team's 81-59 loss at No. 22 Missouri.

"There's not a whole lot to say about this going wrong or that going wrong," Stallings said. "They were much better and much faster. They shot better and rebounded way better. In every facet they whooped us."

Rod Odom matched a career high with 17 points and Kedren Johnson added 11 for Vanderbilt (8-10, 2-4 Southeastern Conference), which entered the day having won consecutive games for the second time this season.

But after a dunk by Sheldon Jeter gave the Commodores an 11-8 lead with 15:25 left in the first half, Missouri scored 32 of the next 34 points in a span of 11:47. Vanderbilt trailed 49-20 at halftime.

"I thought we were improving coming into this game," Stallings said. "We had won two in a row, one a road game against a South Carolina team that came in here and played awfully well the other night. But we were just physically overmatched today. When they started making shots like that, we were in trouble."

Jabari Brown scored 21 points and Alex Oriakhi tied a career high with 18 for Missouri (15-4, 4-2). After going 11 of 51 on 3-point attempts their past two games, the Tigers hit 11 of 21 Saturday - including eight in the first half for a rare fast start.

Brown has scored in double figures in nine of his 10 games with the Tigers, and leads the team in conference play with 17.3 points per game. He entered the day leading the SEC with 3.2 3-pointers per game, and shot 4 of 8 from behind the arc.

"I definitely feel like I'm getting more comfortable out there," Brown said. "It's a learning process. I'm just learning something from every game and moving forward."

Oriakhi's 12 rebounds, including six offensive boards, helped give Missouri a 40-18 advantage on the glass, including 24-7 in the first half. With senior Laurence Bowers missing his fifth consecutive game because of a sprained ligament in his right knee, Missouri coach Frank Haith said the past few games have been "healthy" for Oriakhi to be the go-to guy.



Game 25 • Feb. 20, 2013

Vanderbilt 70
at Kentucky 74
Lexington, Ky. (Rupp Arena)

Vanderbilt 70 • 10-15, 4-9

Table with columns: #, Player, FG-FGA, 3-Pr, FT-FTA, Rebounds, PF, TP, A, TO, Blk, Stl, Min. Includes stats for ODOM, HENDERSON, JOHNSON, BRIGHT, PARKER, FULLER, JETER, MOATS.

Kentucky 74 • 18-8, 9-4

Table with columns: #, Player, FG-FGA, 3-Pr, FT-FTA, Rebounds, PF, TP, A, TO, Blk, Stl, Min. Includes stats for CAULEY-STEIN, POYTHRESS, GOODWIN, HARRROW, MAYS, HOOD, POLSON, WILTNER.

Officials: Anthony Jordan, John Cahill, Jamie Lucke
Technical fouls: Vanderbilt-JETER, Sheldon; Kentucky-HARRROW, Ryan; CAULEY-STEIN, Willie
Attendance: 22887

Score by periods table for Vanderbilt vs Kentucky

Last FG - VU 2nd-09:06, UK 2nd-01:27
Largest lead - VU by 3 1st-19:36, UK by 14 1st-10:32

Game 26 • Feb. 23, 2013

Vanderbilt 72
at Mississippi State 31
Starkville, Miss. (Humphrey Coliseum)

Vanderbilt 72 • 11-15, 5-9

Table with columns: #, Player, FG-FGA, 3-Pr, FT-FTA, Rebounds, PF, TP, A, TO, Blk, Stl, Min. Includes stats for ODOM, HENDERSON, JOHNSON, BRIGHT, PARKER, WATKINS, FULLER, JOSEPHS, CARTER, MOATS, SIAKAM.

Mississippi State 31 • 7-19, 2-12

Table with columns: #, Player, FG-FGA, 3-Pr, FT-FTA, Rebounds, PF, TP, A, TO, Blk, Stl, Min. Includes stats for COLIN Borchert, Gavin Ware, Fred Thomas, Trivanne Bloodman, Craig Sword, Jalen Steele, Tyson Cunningham.

Officials: Mike Nance, Chuck Jones, Steven Anderson
Technical fouls: Vanderbilt-None; Mississippi State-None
Attendance: 6442

Score by periods table for Vanderbilt vs Mississippi State

Last FG - VU 2nd-00:20, MS 2nd-07:28
Largest lead - VU by 41 2nd-01:57, MS None

Game 27 • Feb. 27, 2013

Georgia 62
at Vanderbilt 63
Nashville, Tenn. (Memorial Gym)

Georgia 62 • 13-15, 7-8 SEC

Table with columns: #, Player, FG-FGA, 3-Pr, FT-FTA, Rebounds, PF, TP, A, TO, Blk, Stl, Min. Includes stats for Williams, Donnie, Morris, Brandon, Florence, Kedren, Caldwell-Pope, Ken, Williams, Vincent, Mann, Charles, Dixon, Tim, Brantley, Sherrard, Dujarsic, Nemanja.

Vanderbilt 63 • 13-15, 6-9 SEC

Table with columns: #, Player, FG-FGA, 3-Pr, FT-FTA, Rebounds, PF, TP, A, TO, Blk, Stl, Min. Includes stats for ODOM, HENDERSON, JOHNSON, BRIGHT, PARKER, FULLER, JETER, MOATS.

Officials: Doug Shows, John Cahill, Ron Grover
Technical fouls: Georgia-None; Vanderbilt-None
Attendance: 10211

Score by periods table for Vanderbilt vs Georgia

Last FG - UGA 2nd-01:05, VU 2nd-00:02
Largest lead - UGA by 17 1st-01:11, VU by 6 2nd-05:22

LEXINGTON - Willie Cauley-Stein scored 20 points, and his two crucial blocks and key rebound in the final 34 seconds helped Kentucky outlast Vanderbilt 74-70 for its first win without injured star center Nerlens Noel.

Cauley-Stein, a 7-foot freshman manning the post for Kentucky (18-8, 9-4 Southeastern Conference) with Noel sidelined, blocked attempts by Kyle Fuller and Kedren Johnson 9 seconds apart before grabbing Johnson's missed 3-pointer with 17 seconds left and drawing a foul.

Cauley-Stein made 1 of 2 free throws for 74-67 lead that offset Sheldon Moats' 3 for Vanderbilt (10-15, 4-9) with 3 seconds remaining. Cauley-Stein finished 8 of 10 from the field and grabbed seven rebounds to provide Kentucky a sorely-needed victory after the Wildcats were shellacked 88-58 Saturday at Tennessee in their first game since Noel sustained a season-ending left knee injury at Florida on Feb. 12.

Noel's first public appearance since tearing his anterior cruciate ligament boosted the morale of the Wildcats, who had to withstand another Commodores rally.

Trailing 51-41 with 14:46 remaining, Vanderbilt's 18-10 run over the next 10-plus minutes got the Commodores within 61-59. Julius Mays answered with a 3-pointer to give Kentucky a five-point lead before Cauley-Stein added a basket leading up to his defensive heroics.

Archie Goodwin added 16 points and Ryan Harrow 12 for the Wildcats.

Johnson had 17 points and Rod Odom 16 for Vanderbilt.

Fuller added 14 and Henderson 13 for Commodores, who made 10 of 22 (45.5 percent) from beyond the arc. That still wasn't enough to overcome the Wildcats, who shot 29 of 56 overall and outscored Vanderbilt 38-24 in the paint.

STARKVILLE - Kevin Bright scored 15 points and Rod Odom had 13 points to lead Vanderbilt to a 72-31 win over poor-shooting Mississippi State.

The Commodores (11-15, 5-9 Southeastern Conference) made 11 of 31 shots from beyond the arc, finishing 28 for 61 from the floor (46 percent).

Vanderbilt dominated Mississippi State in most all statistical categories, including a 51-17 rebounding margin.

It was the largest margin of victory for Vanderbilt in an SEC game since a win over Kentucky in 2008. It was also the fewest points allowed by a Vanderbilt team since a win over Alabama in January of 1949.

Mississippi State (7-19, 2-12), which has lost 12 straight games, was 15-of-18 from the free throw line, but did not score a field goal until the 8:48 mark of the first half. They finished 7 for 40 from the field.

This was the second-worst loss for Mississippi State in Humphrey Coliseum history. It was also the lowest scoring output for MSU in the shot clock era.

Earlier this month, Mississippi State lost to Missouri 78-36 at home. Due to attrition, injuries and suspensions, the Bulldogs are playing with only eight active players on their roster.

Vanderbilt opened the game with a 15-2 run and led 37-17 at halftime.

Bright finished 5-of-6 from the beyond the arc and had 2 blocked shots. Odom finished 4-of-7 and had 5 rebounds.

Sheldon Jeter scored also 11 points for Vanderbilt. Dai-Jon Parker grabbed 13 rebounds and 6 assists.

Jalen Steele led Mississippi State with nine points on 2-of-10 shooting.

NASHVILLE - The Vanderbilt Commodores have had so many games slip away in the Southeastern Conference this season that maybe it was just time they finally got a lucky bounce.

Kevin Bright hit a pull-up jumper with 0.8 seconds left that bounced off the rim and then the backboard before falling through, and Vanderbilt rallied from a 17-point deficit to edge Georgia 63-62 for the Commodores' second straight win.

The freshman didn't expect the ball to come to him. When it did, he dribbled to the baseline and just tried to get a shot off.

"When the ball first hit the rim, I thought it was going to bounce off," Bright said. "Luckily, it bounced back in."

Vanderbilt has had one SEC loss this season in overtime, two by four points and a couple by a single point.

"It feels good to finally be on the other side of that win," guard Kedren Johnson said.

Bright's shot went in with 0.6 seconds left in the game. Officials reviewed the play and pushed the clock to 0.8. The extra two-tenths of a second didn't matter.

Kentavious Caldwell-Pope scored 20 points and had 14 rebounds for Georgia (13-15, 7-8). His desperate fling at the bucket bounced harmlessly off the left side of the backboard as the buzzer sounded.

The Commodores (12-15, 6-9) now have won three of their last four, trying to climb up from the league's bottom four teams and avoid playing on the opening night of the SEC tournament in two weeks.

Johnson scored 17 points. Reserve Sheldon Jeter matched his career high with 14 points, all in the second half, and Bright finished with 11 as Vanderbilt extended its winning streak to eight straight over Georgia. Vandy hit 17 of 18 at the free throw line and had a season-low four turnovers.



Game 28 • March 2, 2013

Vanderbilt..... 62
at Auburn..... 55
Auburn, Ala. (Auburn Arena)

Vanderbilt 62 • 13-15, 7-9

Table with columns: #, Player, FG, 3-PT, FT, Rebounds, PF, TP, A, TO, Blk, Stl, Min. Includes player stats for ODOM, Rood, HENDERSON, JOHNSON, BRIGHT, PARKER, FULLER, JETER, and MONTS.

Auburn 55 • 9-20, 3-13

Table with columns: #, Player, FG, 3-PT, FT, Rebounds, PF, TP, A, TO, Blk, Stl, Min. Includes player stats for Payne, Allen, Chubb, Johnson, Wallace, Sullivan, Dixon, Denson, Price, Greene, and Johnson.

Officials: Joe Lindsay, Pat Adams, Chuck Jones
Technical fouls: Vanderbilt None, Auburn-Payne,Allen.
Attendance: 7295

Score by periods table showing 1st, 2nd, and Total scores for Vanderbilt (26, 36, 62) and Auburn (17, 38, 55).

Last FG - VU 2nd 04:21, AU 2nd 00:01
Largest lead - VU by 14 2nd 16:39, AU by 7 1st 12:12.

Points in Paint, Turnovers, Chance, Break, Bench table for VU and AU.

Score tied - 2 times,
Lead changed - 1 time.

AUBURN - Vanderbilt coach Kevin Stallings watched his team go through rough spurts offensively and even at the free-throw line.

Ultimately, he also saw the Commodores pick up Saturday's only Southeastern Conference road win.

Kedren Johnson scored 16 points and Kevin Bright had 14 to lead Vanderbilt to a 62-55 victory over Auburn when the Tigers struggled even worse.

"We're very happy to get a very ugly road win," Stallings said. "I don't know if both teams had really bad offense, and I certainly don't want to speak for their side but it didn't feel like either side played very well tonight for me."

The Commodores (13-15, 7-9) recovered after the Tigers (9-20, 3-13) whittled a 14-point lead down to four several times in the second half.

Johnson had eight assists and five rebounds for Vanderbilt, which has won four of its last five games. Johnson hit four straight free throws and Josh Henderson and Dai-Jon Parker each made a pair in the final 50 seconds. Henderson scored 11 points.

Bright, who hit the game-winner with .8 seconds left against Georgia on Wednesday night, made 4 of 5 3-pointers and had eight rebounds.

The Commodores trailed by seven early before the Tigers went on a 13-minute field goal drought.

"I thought we didn't come out with the right energy level," Bright said. "They punched us in the mouth, and we woke up and realized we had to play harder. We bounced back after the first four minutes and got the game under control."

Chris Denson led Auburn with 16 points off the bench.

It's the third 20-loss season in Auburn history and the second in Tony Barbee's three seasons. The Tigers have lost 13 of their last 14 games.

Auburn struggled from the floor, hitting 20 of 56 (36 percent) and going 3 of 18 from 3-point range (17 percent).



THE LAST TIME...

VANDERBILT

INDIVIDUALS

Scoring:

Scored 25 points – Kedren Johnson (25), vs. MTSU, 12/21/2012

Scored 30 points – Jeffery Taylor (30), at Davidson, 12/7/2011

Scored 35 points – Billy McCaffrey (35), vs. Georgia, 2/24/1993

Scored 40 points – Shan Foster (42) vs. Mississippi State, 3/5/2008

Two Players Had 20 Points –

Jeffery Taylor (28) and John Jenkins (26) at Ole Miss, 2/16/2012

Three Players Had 20 Points – Derrick Byars (28), Shan Foster (21) and Ross Neltner (20) vs. Toledo, 12/2/2006

Scored 20 Points in Two Straight Games – John Jenkins at Ole Miss (26), 2/16/2012, at Georgia (28), 2/19/2012

Scored 20 Points in Three Straight Games – John Jenkins at Ole Miss (26), 2/16/2012, at Georgia (28), 2/19/2012, vs. S. Carolina (21), 2/22/2012

Scored 20 Points in Four Straight Games – John Jenkins vs. Monmouth (25), 11/25/11, vs. Xavier (20), 11/28/11, at Louisville (27), 12/2/2011, at Davidson (22), 12/7/2011

Scored 20 Points in Five Straight Games – Shan Foster vs. Georgia (29), 2/23/2008; vs. Tennessee (32), 2/26/2008; at Arkansas (22), 3/1/2008; vs. Mississippi State (42), 3/5/2008; at Alabama (21), 3/8/2008

Scored 20 Points in Six Straight Games – Shan Foster vs. Georgia (29), 2/23/2008; vs. Tennessee (32), 2/26/2008; at Arkansas (22), 3/1/2008; vs. Mississippi State (42), 3/5/2008; at Alabama (21), 3/8/2008; vs. Auburn (26), 3/13/2008

Five Players Scored in Double Figures – John Jenkins (18), Jeffery Taylor (16), Brad Tinsley (16), Dai-Jon Parker (10), and Josh Henderson (10) vs. Monmouth, 11/25/11

Six Players Scored in Double Figures – Jeffery Taylor (16), George Drake (14), Jermaine Beal (12), Festus Ezeli (11), Brad Tinsley (11), and A.J. Ogilvy (10) vs. Central Arkansas, 11/26/2008

Four Players with 15 or more points – Jeffery Taylor (20), John Jenkins (17), Brad Tinsley (16), Lance Goulbourne (16), Festus Ezeli (15) at LSU, 2/26/2011

Double-Doubles:

Double-Double – Kevin Bright (11 points, 10 rebounds) at Xavier, 12/6/2012

20-10 game – Jeffery Taylor (21 points, 11 rebounds) vs. LSU, 3/10/11

30-10 game – A.J. Ogilvy (33 points, 10 rebounds) vs. Oregon, 11/11/2011

Back-to-back 20-10 games – Matt Freije vs. South Carolina (26 points, 11 rebounds)

1/28/04; vs. Kentucky (20 points, 11 rebounds) 1/31/04

Double-Double in Points and Rebounds – Kevin Bright (11 points, 10 rebounds) at Xavier, 12/6/12

Double-Double in Points and Assists – Brad Tinsley (11 points, 10 assists) vs. Presbyterian, 11/12/2010

Double-Double in Points and Blocks – Never

Double-Double in Points and Steals – Never

Double-Double in Two Consecutive games – Kevin Bright vs. Villanova (12 points, 12 rebounds) 12/1/2012, at Xavier (11 points, 10 rebounds) 12/6/2011

Double-Double in three consecutive games – Dan Langhi vs. Notre Dame (33 points, 10 rebounds) 11/21/1998; vs. Morehead State (18 points, 10 rebounds) 11/24/1998; vs. Ohio State (14 points, 17 rebounds) 11/28/1998

Two players record double-double – A.J. Ogilvy (12 points, 10 rebounds), Jeffrey Taylor (16 points, 10 rebounds) vs. Arkansas, 3/8/2009

Triple-Doubles:

Triple-Double – Brad Tinsley (11 points, 10 rebounds, 10 assists) vs. Presbyterian, 11/12/2010

Field Goals:

Made 10 FG in a game – Jeffery Taylor (10) at Ole Miss, 2/16/2012

Made 11 FG in a game – Kedren Johnson (11) vs. Davidson, 11/22/2012

Made 12 FG in a game – Jeffery Taylor (12) vs. Longwood, 12/19/2011

Made 16 FG in a game – Shan Foster (16) vs. Mississippi State, 3/5/2008

Attempted 15 FG in a game – Kedren Johnson (15) vs. Georgia, 2/27/2013

Attempted 16 FG in a game – Rod Odom (16) vs. Kentucky, 1/10/13

Attempted 17 FG in a game – Kedren Johnson (17) vs. Davidson, 11/22/2012

Attempted 18 FG in a game – John Jenkins (18) at Kentucky, 2/25/2012

Attempted 19 FG in a game – Kedren Johnson (19) vs. Kentucky, 1/10/2013

Attempted 20 FG in a game – John Jenkins (21) vs. Marquette, 12/29/2010

Three-Pointers:

Made 5 3-pointers in a game – Kevin Bright (5) at Mississippi State, 2/23/2013

Made 6 3-pointers in a game – John Jenkins (6) vs. Florida, 2/28/2012

Made 7 3-pointers in a game – John Jenkins (7) vs. Lafayette, 12/21/2011

Made 8 3-pointers in a game – Shan Foster (8) vs. UMass, 1/5/2008

Made 9 3-pointers in a game – Shan Foster (9) vs. Mississippi State, 3/5/2008

Attempted 10 3-pointers in a game – Kedren Johnson (11) vs. Ole Miss, 1/15/2013

Attempted 15 3-pointers in a game – John Jenkins (16) vs. Oregon, 11/11/2011

Free Throws:

Made 8 FT in a game – Kedren Johnson (8) vs. Auburn, 1/23/13

Made 9 FT in a game – John Jenkins (9) vs. Georgia, 1/14/2012

Made 10 FT in a game – Kedren Johnson (10) at Auburn, 3/2/2013

Made 12 FT in a game – John Jenkins (12) at Ole Miss, 2/16/2012

Made 13 FT in a game – A.J. Ogilvy (13) vs. DePaul, 12/5/2009

Made 18 FT in a game – Matt Freije (18) vs. Indiana, 11/24/2003

Attempted 12 FT in a game – John Jenkins (13) vs. Harvard, 3/15/2012

Attempted 14 FT in a game – Festus Ezeli (14) vs. Belmont, 12/4/2010

Attempted 15 FT in a game – Kedren Johnson (15) at Auburn, 3/2/2013

Rebounds:

10 Rebounds in a game – Dai-Jon Parker (13) at Mississippi State, 2/23/13

15 Rebounds in a game – Lance Goulbourne (16) at Marquette, 12/29/2011

10+ Rebounds in Three Consecutive Games – Lance Goulbourne (16) vs. Ole Miss, 1/19/2011; (10) vs. St. Mary's, 1/22/2011; (12) at Miss. State, 1/27/2011

Assists:

8 Assists – Kedren Johnson (8) at Auburn, 3/2/2013

9 Assists – Brad Tinsley (9) at S. Carolina, 1/10/2012

10 Assists – Brad Tinsley (10), vs. Lafayette, 12/21/2011

11 Assists – Mario Moore (13) vs. Arkansas, 2/19/2005

12 Assists – Mario Moore (13) vs. Arkansas, 2/19/2005

13 Assists – Mario Moore (13) vs. Arkansas, 2/19/2005

14 Assists – Billy McCaffrey (14) vs. Kentucky, 1/13/1993

5+ Assists in Four Consecutive Games – Jermaine Beal (6) vs. South Carolina, 1/9/2008; at Kentucky (5), 1/12/2008; at Tennessee (5), 1/17/2008; vs. LSU (9), 1/19/2008

8+ Assists in Two Consecutive Games – Atiba Prater (9) at Georgia, 2/2/2000; (9) vs. Boston College, 2/6/2000

Blocks:

4 Blocked Shots – Kedren Johnson (4), vs. Alabama, 2/2/2013

5 Blocked Shots – Festus Ezeli (5) vs. S. Carolina, 2/22/2012

6 Blocked Shots – Festus Ezeli (6) at LSU, 2/26/2011

7 Blocked Shots – Festus Ezeli (7) at Georgia, 2/16/11

Steals:

4 Steals – Kedren Johnson (4) vs. Kentucky, 1/10/2013

5 Steals – Jeffery Taylor (5) vs. Oregon, (11/11/2011)

6 Steals – Dan Cage (6) vs. Furman, 11/28/2006

7 Steals – James Strong (8) vs. Morehead State, 11/24/1998

8 Steals – James Strong (8) vs. Morehead State, 11/24/1998

Minutes:

Played every minute – Jermaine Beal (40), vs. Alabama (2/5/2009)

Played over 40 minutes – Kedren Johnson (41) vs. Ole Miss, 1/15/2013

All 5 starters played 40 minutes – Steve Tchiengang (40), Brad Tinsley (40), Lance Goulbourne (41), Jeffery Taylor (41), and John Jenkins (41), at Louisville, 12/2/2011

Fouls:

Technical Foul – Festus Ezeli, vs. Kentucky, 3/11/12

Fouled Out – Josh Henderson, at LSU, 2/6/2013

Two Players Fouled Out – Steve Tchiengang and Festus Ezeli vs. Tennessee, 2/22/2011

Three Players Fouled Out – Festus Ezeli, Steve Tchiengang, Jeffery Taylor at Florida, 2/1/2011

TEAM

Started the game with Opponent Technical Foul – Furman bench, 12/22/2008

Scored 95 or more points – 99 vs. Longwood 12/19/11 (W, 99-71)

Scored 100 or more points – 102 at Ole Miss, 2/16/2012 (W, 102-76)

Scored 100 or more points (SEC game) – 102 at Ole Miss, 2/16/2012 (W, 102-76)

Scored 110 or more points – 113 vs. Alabama A&M 12/30/1998 (W, 113-71)

Scored 110 or more points (SEC game) – 111 vs. Alabama 2/21/1972 (W, 111-91)

Scored 120 or more points – 130 vs. Ole Miss 12/22/1970 (W, 130-112)

Scored 120 or more points (SEC game) – 130 vs. Ole Miss 12/22/1970 (W, 130-112)

Scored 130 or more points – 130 vs. Ole Miss 12/22/1970 (W, 130-112)

Scored Less than 50 points – 46 vs. Tennessee 2/13/2013 (L, 58-46)

Scored Less than 40 points – 33 at Arkansas 1/12/2013 (L, 56-33)

Scored 20 or less points in half – 18 vs. Tennessee 2/13/2013 (L, 58-46)

Scored 90+ points in three consecutive games – 95 vs. Bradley, 11/24/2007 (W, 95-86); 91 vs. South Alabama, 11/29/2007 (W, 91-88); vs. Georgia Tech, 12/1/2007 (W, 92-79)

Allowed 90 or more points – 94, Florida, 1/25/2009 (L, 69-94)

Allowed 100 or more points – 106, Kentucky, 3/5/2003 (L, 44-106)

Allowed Less than 50 points – 49, Arkansas, 2/9/2013 (W, 67-49)

Allowed 40 or Less points – 31, at Mississippi State, 2/23/2013 (W, 72-31)

Shot 60% or better – .625 at Ole Miss, 2/16/2012 (W, 102-76)



THE LAST TIME...

Shot over 67% FG – .679 vs. TSU, 12/19/2009 (W, 84-71)
Shot 50% or better – .500 vs. Arkansas, 2/9/2013 (W, 67-49)
Shot lower than 30% - .250 at Arkansas 1/12/2013 (L, 56-33)
Allowed 60% shooting - .612 at Florida, 2/21/2009 (L, 68-82)
Scored 100 points in two consecutive games – 111 vs. North Alabama 12/20/1980 (W, 111-79) and 111 vs. Memphis 12/23/1980 (W, 111-96)
Scored 100 points in three consecutive games – Never
Scored 100 points in Consecutive SEC games – 104 vs. LSU 2/19/1972 (W, 104-83) and 111 vs. Alabama 2/21/1972 (W, 111-91)
Won game by 70 points or more – 71 vs. Union (Tenn.) (W, 95-24), 1911-12
Won game by 60 points or more – 71 vs. Union (Tenn.) (W, 95-24), 1911-12
Won game by 50 points or more – 51 vs. Army (W, 92-41) 11/14/1998
Game decided by one point – vs. Georgia, 2/27/2013 (W, 63-62)
Two consecutive games decided by one point – at South Carolina (L, 70-71) 1/7/1998 and Tennessee (W, 80-79) 1/10/1998
Three consecutive games decided by one point – Never
Shot 90% or Better from Free Throw Line – 94.4% vs. Georgia (17-18) 2/27/2013
Shot less than 50% from Free Throw Line – .300 vs. Missouri (3-10) 1/26/2013
Shot less than 20% from 3PT – .133 (2-15) at Arkansas 1/12/2013 (L, 56-33)
Attempted 30 FT – 31 (20-31) at Auburn, 3/2/2013
Attempted 40 FT – 45 (30-45) vs. Georgia, 1/14/2012
Attempted five or less FT – 3 vs. Chaminate, 11/24/2009
Made 20 FT – 20, at Auburn, 3/2/2013
Made 30 FT – 30 at Ole Miss, 2/16/2012
Made 15 3FG – 17 vs. Ole Miss, 1/15/2013
Won an Overtime Game – at Xavier, 12/6/2012 (W, 66-64)
Lost by 25 or More Points – at Oregon, 11/16/2012 (L, 48-74)
Lost an Overtime Game - vs. Ole Miss, 1/15/2013 (L, 79-89)
Played Two Overtimes – at Kentucky, 1/12/2008 (L, 79-73)
Played Three Overtimes – at Ole Miss 2/17/1982 (L, 51-48)
Played Four Overtimes – at Ole Miss 2/17/1982 (L, 51-48)
Played consecutive games that went to overtime – vs. Xavier 11/28/2011 (L, 82-70) and at Louisville, 12/2/2011 (L, 62-60)
Had 20 Turnovers – 26 at Arkansas, 1/12/2013
Had fewer than 10 Turnovers in two straight games – vs. Georgia (4) 2/27/2013, at Auburn (9) 3/2/2013

OPPONENT - INDIVIDUALS

Scoring:
Scored 25 points – Marshall Henderson (26) vs. Ole Miss, 1/15/2013
Scored 30 points – Casey Mitchell (31) vs. West Virginia, 11/19/2010
Scored 35 points – Rotnei Clarke, (36) 1/29/2011

Scored 40 points – Morris Almond (44), Rice, 1/3/2007
Two Players Had 20 Points – Dee Bost (24) and Arnett Moultrie (21) vs. Miss. St., 1/21/2012
Five Players Scored in Double Figures
 Rickey Scott (18), Julysus Nobles (17), BJ Young (12), Mardracus Wade (10), Rashad Madden (10) at Arkansas, 1/31/2012
Six Players Scored in Double Figures – Bam Doayne (22), Dwayne Curtis (12), Todd Abernethy (11), Clarence Sanders (11), Polynice (10) and Williams (10), vs. Ole Miss, 1/27/2007
Four Players with 15 or more points – Erik Daniels (20), Marquis Estill (17), Kelenna Azubuike (16) and Gerald Fitch (15) vs. Kentucky, 3/5/2003

Double-Doubles:

Double-Double – Kentavious Caldwell-Pope (20 points, 14 rebounds), 2/27/13
Triple-Double – Sam Muldrow (16 points, 14 rebounds and 10 blocks) at South Carolina, 1/8/2010
20-10 game – Fred Hunter (21 points, 10 rebounds) vs. Nicholls State, 11/10/2012
30-10 game – Morris Almond (44 points, 12 rebounds) at Rice, 1/3/2007

Double-Double in Points and Rebounds – Kentavious Caldwell-Pope (20 points, 14 rebounds), 2/27/13

Double-Double in Points and Assists – Nick Calathes (15 points, 10 assists) at Florida, 1/27/2008

Two players record double-doubles – Yancy Gates (16 points, 10 rebounds), Dion Dixon (12 points, 10 rebounds) vs. Cincinnati, 11/23/2009

Field Goals:

Made 10 FG in a game – Anthony Davis (10) at Kentucky, 2/25/2012
Made 11 FG in a game – Omar Samhan (11) at St. Mary's, 11/20/2009
Made 12 FG in a game – Storm Warren, (12) at LSU, 2/26/2011
Made 13 FG in a game – Lester Hudson (13) vs. Tennessee-Martin, 12/29/2007

Attempted 15 FG in a game – Rotnei Clarke vs. Butler, 12/29/2012

Attempted 16 FG in a game – Kentavious Caldwell-Pope (16) vs. Georgia, 2/27/2013

Attempted 17 FG in a game – Marshall Henderson vs. Ole Miss, 1/15/2013

Attempted 18 FG in a game – Mark Lyons (18) vs. Xavier, 11/28/2011

Attempted 19 FG in a game – Elston Turner (19) vs. Texas A&M, 2/16/2013

Attempted 20 FG in a game – Tu Holloway (20) vs. Xavier, 11/28/2011

Attempted 25 FG in a game – Courtney Fortson (27) vs. Arkansas, 3/8/2009

Three-Pointers:
Made 5 3-pointers in a game – Jalen Steele (5) vs. Miss. St., 1/21/2012
Made 6 3-pointers in a game – Rotnei Clarke vs. Butler, 12/29/2012
Made 7 3-pointers in a game – Chandler Parsons (7) vs. Florida, 1/25/2009
Made 8 3-pointers in a game – Brian Sullivan (8) vs. Miami (OH), 1/2/2012

Attempted 10 3-pointers in a game – Marshall Henderson (11) vs. Ole Miss, 1/15/2013

Free Throws:

Made 8 FT in a game – Marshall Henderson (8) vs. Ole Miss, 1/15/2013
Made 9 FT in a game – E.J. Singler (9), at Oregon, 11/16/2012
Made 10 FT in a game – Mouphtaou Yarou (10) vs. Villanova, 12/1/2012
Made 11 FT in a game – Iman Shumpert (11) at Georgia Tech, 12/6/2008
Made 17 FT in a game – Morris Almond (17) at Rice, 1/3/2007

Attempted 10 FT in a game – Marshall Henderson (10) vs. Ole Miss, 1/15/2013

Attempted 13 FT in a game – DeMarcus Cousins (13) at Kentucky, 1/30/2010

Attempted 14 FT in a game – Jae Crowder (14) at Marquette, 12/29/2011

Attempted 15 FT in a game – Morris Almond (19) at Rice, 1/3/2007

Rebounds:

10 Rebounds in a game – Kentavious Caldwell-Pope (14) 2/27/13
15 Rebounds in a game – Shonn Miller (15) vs. Cornell, 12/17/12
18 Rebounds in a game – Daniel Northern (18) vs. Tennessee Tech, 12/20/2008
19 Rebounds in a game – Omar Samhan (19) at St. Mary's, 11/20/2009
20 Rebounds in a game – Roy Rogers (20) at Alabama, 1/3/1996

Assists

8 Assists – Johnathan Loyd (10) vs. Oregon, 11/11/2011
9 Assists – John Wall (9) at Kentucky, 1/30/2010
10 Assists – Nick Calathes (10) at Florida, 1/27/2008
11 Assists – Dee Bost (11) vs. Mississippi State, 3/11/2011
12 Assists – G.G. Smith (12) vs. Georgia, 2/3/1999

Blocks:

4 Blocked Shots – Willie Cauley-Stein (4), vs. Kentucky, 1/10/2013
5 Blocked Shots – Jarnell Stokes (5) vs. Tennessee, 2/13/2013
6 Blocked Shots – Anthony Davis (6) at Kentucky, 2/25/2012
7 Blocked Shots – Anthony Davis (7), vs. Kentucky, 2/11/2012
8 Blocked Shots – Jarvis Varnado (9) vs. Mississippi State, 2/3/2010
10 Blocked Shots – Sam Muldrow (10) at South Carolina, 1/8/2011

Steals:

5 Steals – Zaire Taylor (5) vs. Missouri, 12/2/2009
6 Steals – Marshawn Powell (6) at Arkansas, 1/12/13
7 Steals – Aaron Lucas (7) at South Carolina, 1/19/2002
8 Steals – Steve Wojoechowski (8) at Duke, 11/22/1996
Two players with 3 steals – Ed Waite (4) and Andrew Nicholas (4) vs. Monmouth, 11/25/201

Minutes:

Played every minute – Arnett Moultrie (45) vs. Miss. St., 1/21/2012

Played over 40 minutes – Justin Martin (40-) at Xavier, 12/6/2012

Fouls:

Technical Foul – Marcus Thornton vs. William & Mary, 1/2/2013
Fouled Out - Josh Wallace at Auburn, 3/2/13
Three Players Fouled Out – Donte' Williams, Nemanja Djuristic, John Florveus vs. Georgia, 1/14/2012

OPPONENT - TEAM

Scored 90 or more points at Memorial Gym – 94 vs. Georgia, 2/25/2010 (VU 96, UGA 94 (OT))

Scored 100 or more points – 106 at Kentucky 3/5/2003 (L, 44-106)

Scored 110 or more points – 120 vs. Kentucky 2/7/1996 (L, 81-120)

Scored 120 or more points – 120 vs. Kentucky 2/7/1996 (L, 81-120)

Scored 130 or more points – Never
Scored Less than 50 points – 49 vs. Arkansas, 2/9/2013 (W, 67-49)

Scored Less than 40 points – 31 at Mississippi State, 2/23/2013 (W, 72-31)

Shot 50% or Better - .518 at Kentucky, 2/20/2013

Shot 60% or Better - .612 at Florida (UF 82, VU 68), 2/21/2009

Shot 60% or Better from 3PT - .600 (15-25) vs. Florida, 1/25/2009 (L, 69-94)

Shot less than 30% FG– .175 (7-of-40), at Miss. St., 2/23/2013 (W, 72-31)

Shot less than 15% from 3PT– .105 (2-19), at Miss. State (2/23/13) (W, 72-31)

Held Opponent Without a 3-Pointer – vs. Nebraska, 11/18/10 (W, 59-49)

Shot 90% or Better from Free Throw Line –90.0, at Arkansas (9-10), 1/12/2013

Shot less than 50% from Free Throw Line – .450 at Arkansas, 2/27/2010

Attempted 30 FT – 30 at Marquette, 12/29/2011

Attempted 40 FT – 42 at Mississippi State, 2/12/2007

Attempted 45 or More FT – 49 at South Carolina, 1/28/2009

Attempted five or less FT – 1 vs. Miami (OH), 1/2/2012

Made 20 FT – 23 at Tennessee, 3/3/2012

Made 30 FT – 32 at South Carolina, 1/28/2009

Made 0 FT – Georgia, 1/14/2009

Made 12 3PT – 12 at Kentucky, 1/30/2010

Made 15 3PT – 15 vs. Florida, 1/25/2009

Attempted 30 or more 3PT – 34 vs. Mississippi State, 2/3/2010

Had 20 Turnovers – 20 vs. MTSU, 12/21/2012



A.J. ASTROTH

20 Freshman, Guard
6'6" 200 lbs.
Tampa, Fla.
Wharton HS

SEASON HIGHS

Points: 2, 2x, last at Missouri (1/26/13)
FG Made: 1, 2x, last at Missouri (1/26/13)
FG Atts: 3, at Arkansas (1/12/13)
3FG Made:
3FG Atts: 2, 2x, last at Mississippi St. (2/23/13)
FT Made:
FT Atts:
Rebounds: 4, at Arkansas (1/12/13)
Assists: 1, 3x, last at Missouri (1/26/13)
Turnovers: 2, at Arkansas (1/12/13)
Blocks:
Steals: 1, at Missouri (1/26/13)
Minutes: 14, at Arkansas (1/12/13)

CAREER HIGHS

Points: 2, 2x, last at Missouri (1/26/13)
FG Made: 1, 2x, last at Missouri (1/26/13)
FG Atts: 3, at Arkansas (1/12/13)
3FG Made:
3FG Atts: 2, 2x, last at Mississippi St. (2/23/13)
FT Made:
FT Atts:
Rebounds: 4, at Arkansas (1/12/13)
Assists: 1, 3x, last at Missouri (1/26/13)
Turnovers: 2, at Arkansas (1/12/13)
Blocks:
Steals: 1, at Missouri (1/26/13)
Minutes: 14, at Arkansas (1/12/13)

MISCELLANEOUS

ASTROTH NOTEBOOK


- ⊛ Played a career-high 14 minutes at Arkansas - did not score but had four rebounds and two assists.
- ⊛ Averaged 1.0 points and 1.5 rebounds in two exhibition games.
- ⊛ Big shooting guard from Tampa, Fla., who averaged 22 points, 7.5 rebounds, 4.5 assists, and 3.4 steals for his Wharton High School team...Also the school's all-time leading scorer.
- ⊛ Was a first-team all-Hillsborough County member for his junior and senior seasons, and was a second-team all-state selection in his senior campaign.
- ⊛ Plans to major in Business Management and Marketing.
- ⊛ Advice to youngsters: "Don't let anyone tell you that you can't do something. If you want it, work your behind off, and go get it."

ASTROTH GAME-BY-GAME (FRESHMAN)

Opponent	M	FG-A	3P-A	FT-A	Reb	PF	A	T	B	S	PTS
N10 Nicholls State	DNP										
N16 @Oregon	3	0-2	0-1	0-0	0	0	0	0	0	0	0
N22 Davidson	DNP										
N23 Marist	DNP										
N25 UTEP	DNP										
D1 Villanova	DNP										
D6 @Xavier	DNP										
D15 Alabama A&M	7	1-1	0-0	0-0	1	0	1	0	0	0	2
D17 Cornell	DNP										
D21 vs. MTSU	DNP										
D29 Butler	1	0-0	0-0	0-0	0	0	0	0	0	0	0
J2 William & Mary	DNP										
J10 Kentucky	DNP										
J12 @Arkansas	14	0-3	0-2	0-0	4	2	1	2	0	0	0
J15 Ole Miss	DNP										
J19 @South Carolina	DNP										
J23 Auburn	DNP										
J26 @Missouri	6	1-1	0-0	0-0	0	0	1	0	0	1	2
J29 @Tennessee	DNP										
F2 Alabama	DNP										
F6 @LSU	DNP										
F9 Arkansas	DNP										
F13 Tennessee	DNP										
F16 Texas A&M	DNP										
F20 @Kentucky	DNP										
F23 @Mississippi St.	7	0-2	0-2	0-0	0	1	0	0	0	0	0
F27 Georgia	DNP										
M2 @Auburn	DNP										
M6 @Florida											
M9 South Carolina											

Astroth's Overall Statistics at Vanderbilt																									
Year	GP	GS	Min	Avg	FG	FGA	Pct	3FG	3FGA	Pct	FT	FTA	Pct	Off	Def	Tot	Avg	PF	FO	Ast	TO	Blk	Stl	Pts	Avg
2012-13	6	0	38	6.3	2	9	.222	0	5	.000	0	0	.000	1	4	5	0.8	3	0	3	2	0	1	4	0.7
TOTAL	6	0	38	6.3	2	9	.222	0	5	.000	0	0	.000	1	4	5	0.8	3	0	3	2	0	1	4	0.7

Astroth's SEC Statistics at Vanderbilt																									
Year	GP	GS	Min	Avg	FG	FGA	Pct	3FG	3FGA	Pct	FT	FTA	Pct	Off	Def	Tot	Avg	PF	FO	Ast	TO	Blk	Stl	Pts	Avg
2012-13	3	0	27	9.0	1	6	.167	0	4	.000	0	0	.000	1	3	4	1.3	3	0	2	2	0	1	2	0.7
TOTAL	3	0	27	9.0	1	6	.167	0	4	.000	0	0	.000	1	3	4	1.3	3	0	2	2	0	1	2	0.7



KEVIN BRIGHT

15 Freshman, Guard
6'5" 210 lbs.
Mannheim, Germany
Urspring Basketball Acad.

SEASON HIGHS

- Points:** 15, 2x, last at Mississippi St. (2/23/13)
- FG Made:** 5, 3x, last at Mississippi St. (2/23/13)
- FG Atts:** 11, at LSU (2/6/13)
- 3FG Made:** 5, at Mississippi St. (2/23/13)
- 3FG Atts:** 8, at LSU (2/6/13)
- FT Made:** 5, vs. Arkansas (2/9/13)
- FT Atts:** 6, 2x, last at Auburn (3/2/13)
- Rebounds:** 12, vs. Villanova (12/1/12)
- Assists:** 4, vs. Villanova (12/1/12)
- Turnovers:** 4, 2x, last vs. Ole Miss (1/15/13)
- Blocks:** 2, 3x, last at Mississippi St. (2/23/13)
- Steals:** 2, 3x, last vs. Texas A&M (2/16/13)
- Minutes:** 42, at Xavier (12/6/12)

CAREER HIGHS

- Points:** 15, 2x, last at Mississippi St. (2/23/13)
- FG Made:** 5, 3x, last at Mississippi St. (2/23/13)
- FG Atts:** 11, at LSU (2/6/13)
- 3FG Made:** 5, at Mississippi St. (2/23/13)
- 3FG Atts:** 8, at LSU (2/6/13)
- FT Made:** 5, vs. Arkansas (2/9/13)
- FT Atts:** 6, 2x, last at Auburn (3/2/13)
- Rebounds:** 12, vs. Villanova (12/1/12)
- Assists:** 4, vs. Villanova (12/1/12)
- Turnovers:** 4, 2x, last vs. Ole Miss (1/15/13)
- Blocks:** 2, 3x, last at Mississippi St. (2/23/13)
- Steals:** 2, 3x, last vs. Texas A&M (2/16/13)
- Minutes:** 42, at Xavier (12/6/12)

MISCELLANEOUS

BRIGHT NOTEBOOK

- Started 24 games this season, played in all 28.
- Named Freshman of the Week for second time this season after averaging 12.5 points and 7 rebounds against Georgia and Auburn.
- Made four threes and scored 14 points at Auburn (3/2).
- Tied a career high with 15 points on five threes (5-6) in win over Mississippi State (2/23).
- Scored 11 points, including the game-winner with 0.8 seconds remaining, vs. Georgia (2/27).
- Tallied second double-double with 11 points and 10 rebounds in win at Xavier (12/6); named SEC Freshman of the Week for his exploits.
- Grabbed 11 rebounds against Tennessee (2/13).
- Scored 12 points and had career-high 12 rebounds - his first double-double of his career - vs. Villanova (12/1). Also posted a career-high four assists.
- Bright's double-double was the first by a Vanderbilt freshman since Jeffery Taylor in 2008-09 - Taylor had three in his freshman season.
- Came off of the bench against Ole Miss and Auburn to score 12 points, all on threes in both games.
- Leads team in rebounding with 5.6 per game.
- First true freshman to start first game of the season for Commodores since Jeffery Taylor in 2008.
- Member of the 2012 Under 20/21 German National team that placed fifth in European Championship.
- Played at the Urspring Basketball Academy in Uln, Germany...His team was the German Champion in 2006, 2007, 2008, and 2011...Averaged 14.7 points, 7.6 rebounds, 3.4 assists, 1.2 blocks, and 1.3 steals in his last season at Urspring.
- Undecided on major at Vanderbilt.
- Best advice received: "We all have the choice to take the lead or to follow. It depends on you."

BRIGHT GAME-BY-GAME (FRESHMAN)

Opponent	M	FG-A	3P-A	FT-A	Reb	PF	A	T	B	S	PTS
N10 Nicholls State*	24	5-8	3-3	2-2	8	4	1	3	0	0	15
N16 @Oregon*	28	2-4	1-2	0-2	8	1	1	1	0	1	5
N22 Davidson*	31	0-2	0-0	0-0	4	0	2	1	0	0	0
N23 Marist*	26	1-5	1-3	0-0	8	2	0	2	0	0	3
N25 UTEP*	27	2-4	2-3	0-0	3	3	1	4	0	1	6
D1 Villanova*	37	5-10	2-4	0-0	12	2	4	1	0	1	12
D6 @Xavier*	42	3-6	2-5	3-4	10	2	0	1	0	0	11
D15 Alabama A&M*	31	2-4	1-2	0-0	8	1	3	1	0	0	5
D17 Cornell*	30	3-6	2-3	0-0	5	0	3	3	1	1	8
D21 vs. MTSU*	27	1-2	0-1	2-3	6	0	0	3	0	0	4
D29 Butler*	28	1-4	1-3	0-2	2	1	0	0	0	0	3
J2 William & Mary*	26	2-5	2-4	1-2	3	1	1	1	2	1	7
J10 Kentucky*	18	0-4	0-3	0-0	7	0	0	0	0	0	0
J12 @Arkansas*	21	2-3	0-0	0-0	2	1	0	2	0	0	4
J15 Ole Miss	30	4-9	4-7	0-0	4	4	1	4	0	1	12
J19 @South Carolina	30	3-4	2-3	0-1	7	2	3	1	0	0	8
J23 Auburn	33	4-7	4-7	0-0	3	2	1	1	1	1	12
J26 @Missouri	22	3-9	2-7	0-0	2	0	2	1	0	0	8
J29 @Tennessee*	32	1-4	1-3	0-0	6	2	1	1	1	2	3
F2 Alabama*	32	1-4	1-3	2-2	3	0	3	1	1	0	5
F6 @LSU*	32	3-11	2-8	0-0	2	2	0	1	1	0	8
F9 Arkansas*	32	1-5	1-3	5-6	7	2	2	3	0	1	8
F13 Tennessee*	38	1-5	0-3	1-2	11	2	1	0	2	2	3
F16 Texas A&M*	27	0-4	0-3	0-0	2	1	0	2	0	2	0
F20 @Kentucky*	24	2-6	1-5	0-0	6	4	2	1	0	1	5
F23 @Mississippi St.*	21	5-6	5-6	0-0	4	2	0	1	2	0	15
F27 Georgia*	36	4-9	3-7	0-0	6	2	0	0	1	0	11
M2 @Auburn*	33	4-5	4-5	2-6	8	3	0	2	0	0	14
M6 @Florida											
M9 South Carolina											

Bright's Overall Statistics at Vanderbilt

Year	GP	GS	Min	Avg	FG	FGA	Pct	3FG	3FGA	Pct	FT	FTA	Pct	Off	Def	Tot	Avg	PF	FO	Ast	TO	Blk	Stl	Pts	Avg
2012-13	28	24	818	29.2	65	155	.419	47	106	.443	18	32	.563	31	126	157	5.6	46	0	32	42	12	15	195	7.0
TOTAL	28	24	818	29.2	65	155	.419	47	106	.443	18	32	.563	31	126	157	5.6	46	0	32	42	12	15	195	7.0

Bright's SEC Statistics at Vanderbilt

Year	GP	GS	Min	Avg	FG	FGA	Pct	3FG	3FGA	Pct	FT	FTA	Pct	Off	Def	Tot	Avg	PF	FO	Ast	TO	Blk	Stl	Pts	Avg
2012-13	16	12	461	28.8	38	95	.400	30	73	.411	10	17	.588	19	61	80	5.0	29	0	16	21	9	10	116	7.3
TOTAL	16	12	461	28.8	38	95	.400	30	73	.411	10	17	.588	19	61	80	5.0	29	0	16	21	9	10	116	7.3



KYLE FULLER

11

Junior, Guard
6'1" 180 lbs.
Moreno Valley, Calif.
Rancho Verde HS

SEASON HIGHS

Points: 25, at Xavier (12/6/12)
FG Made: 8, at Xavier (12/6/12)
FG Atts: 16, at Xavier(12/6/12)
3FG Made: 3, vs. Alabama (2/2/13)
3FG Atts: 7, at Xavier (12/6/12)
FT Made: 7, at Xavier (12/6/12)
FT Atts: 10, at Xavier (12/6/12)
Rebounds: 6, vs. Davidson (11/22/12)
Assists: 6, 2x, last vs. Texas A&M (2/16/13)
Turnovers: 6, at Oregon (11/16/12)
Blocks: 1, 2x, last vs. Cornell (12/17/12)
Steals: 3, 2x, last vs. MTSU (12/21/12)
Minutes: 40, at Xavier (12/6/12)

CAREER HIGHS

Points: 25, at Xavier (12/6/12)
FG Made: 8, at Xavier (12/6/12)
FG Atts: 16, at Xavier(12/6/12)
3FG Made: 3, vs. Alabama (2/2/13)
3FG Atts: 7, at Xavier (12/6/12)
FT Made: 7, at Xavier (12/6/12)
FT Atts: 10, at Xavier (12/6/12)
Rebounds: 6, vs. Davidson (11/22/12)
Assists: 6, 2x, last vs. Texas A&M (2/16/13)
Turnovers: 6, at Oregon (11/16/12)
Blocks: 1, 3x, last vs. Cornell (12/17/12)
Steals: 3, 2x, last vs. MTSU (12/21/12)
Minutes: 40, at Xavier (12/6/12)

MISCELLANEOUS

	2012-13	Career
5+ Assists	3	4

FULLER NOTEBOOK

- ⊛ Point guard who scored a career-high 25 points at Xavier (12/6) - won SEC Player of the Week for his performance. Also added career-high three steals, and a career-high in free throws made (7) and field goals made (8), and scored all 12 of the team's points in overtime.
- ⊛ Tallied 14 points in 24 minutes at Kentucky (2/20).
- ⊛ Tied a career high with six assists vs. Texas A&M (2/16).
- ⊛ Made career-high three three-pointers vs. Alabama (2/2).
- ⊛ Commodores' third-leading scorer, averaging 8.9 points per game.
- ⊛ Scored 14 points against Auburn (1/23).
- ⊛ Scored team-high 12 points in win at South Carolina (1/19).
- ⊛ Only player from Californian on roster.
- ⊛ Played in 18 games in 2011-12, averaged 0.9 points, 0.9 rebounds, and 0.9 points per game.
- ⊛ Dished out season-high four assists vs. Monmouth in 2011.
- ⊛ Played in all 34 games in 2010-11, and averaged 1.9 points and 1.6 assists per game in 15 minutes of action.
- ⊛ Averaged 27.6 points, eight assists, six rebounds, and four steals per game as a point guard at Rancho Verde High School.
- ⊛ Winningest player in Rancho Verde history, was a four-year captain, and a three-year starter.
- ⊛ Nickname is Zoomey.

FULLER GAME-BY-GAME (JUNIOR)


Opponent	M	FG-A	3P-A	FT-A	Reb	PF	A	T	B	S	PTS
N10 Nicholls State*	36	6-13	2-5	1-3	3	1	6	1	0	0	15
N16 @Oregon*	37	6-9	0-1	5-6	1	0	1	6	0	0	17
N22 Davidson*	39	6-15	2-5	0-0	6	2	1	2	0	0	14
N23 Marist*	36	2-12	0-5	0-0	0	1	1	2	0	1	4
N25 UTEP*	34	4-8	1-3	5-6	2	1	5	1	0	1	14
D1 Villanova*	31	0-4	0-3	4-5	3	3	2	2	0	1	4
D6 @Xavier*	40	8-16	2-7	7-10	4	1	5	2	1	3	25
D15 Alabama A&M*	30	3-10	1-5	0-0	2	2	3	0	0	1	7
D17 Cornell*	35	5-8	2-3	5-6	6	3	3	2	1	1	17
D21 vs. MTSU*	33	3-7	0-2	2-5	2	4	0	3	0	3	8
D29 Butler*	26	4-9	1-3	1-3	2	0	0	0	0	1	10
J2 William & Mary*	29	3-10	1-5	1-3	4	0	4	2	0	0	8
J10 Kentucky*	23	3-7	1-1	0-0	3	0	0	2	0	1	7
J12 @Arkansas*	25	1-8	0-4	2-2	0	1	1	3	0	2	4
J15 Ole Miss	13	1-6	1-5	0-0	2	1	0	2	0	0	3
J19 @South Carolina	28	3-5	2-2	4-8	5	0	2	2	0	0	12
J23 Auburn	26	3-7	2-6	6-7	5	0	3	0	0	0	14
J26 @Missouri	16	0-3	0-1	0-0	0	0	1	1	0	0	0
J29 @Tennessee	31	2-7	1-2	1-1	4	3	2	1	0	0	6
F2 Alabama	20	4-7	3-4	2-3	1	1	0	3	0	0	13
F6 @LSU	13	1-3	0-1	0-0	0	1	0	0	0	1	2
F9 Arkansas	28	4-8	0-3	0-0	3	1	2	0	0	1	8
F13 Tennessee	28	3-10	1-3	0-0	2	2	1	1	0	0	7
F16 Texas A&M	29	2-5	0-2	5-8	5	3	6	3	0	0	9
F20 @Kentucky	24	5-10	2-3	2-3	2	0	1	0	0	0	14
F23 @Mississippi St.	17	1-6	0-4	0-0	0	0	4	2	0	0	2
F27 Georgia	13	0-3	0-2	2-2	1	1	3	1	0	0	2
M2 @Auburn	17	1-5	0-2	1-1	2	2	2	0	0	0	3
M6 @Florida											
M9 South Carolina											

Fuller's Overall Statistics at Vanderbilt

Year	GP	GS	Min	Avg	FG	FGA	Pct	3pt	3ptA	Pct	FT	FTA	Pct	Off	Def	Tot	Avg	PF	FO	Ast	TO	Blk	Stl	Pts	Avg
2010-11	34	0	499	14.7	24	78	.308	7	29	.241	8	16	.500	8	38	46	1.4	44	0	55	34	1	13	63	1.9
2011-12	18	1	125	6.9	6	22	.273	0	8	.000	5	8	.625	2	14	16	0.9	7	0	17	10	0	5	17	0.9
2012-13	28	14	757	27.0	84	221	.380	25	92	.272	56	82	.683	4	66	70	2.5	34	0	59	44	2	17	249	8.9
TOTAL	80	15	1381	17.3	114	321	.355	32	129	.248	69	106	.651	14	118	132	1.7	85	0	131	88	3	35	329	4.1

Fuller's SEC Statistics at Vanderbilt

Year	GP	GS	Min	Avg	FG	FGA	Pct	3pt	3ptA	Pct	FT	FTA	Pct	Off	Def	Tot	Avg	PF	FO	Ast	TO	Blk	Stl	Pts	Avg
2010-11	16	0	218	13.6	7	28	.250	4	8	.500	5	10	.500	4	18	22	1.4	18	0	21	11	0	5	23	1.4
2011-12	8	0	24	3.0	1	5	.200	0	1	.000	1	2	.500	0	3	3	0.4	0	0	4	3	0	0	3	0.4
2012-13	16	2	351	21.9	34	100	.340	13	45	.289	25	35	.714	2	33	35	2.2	16	0	28	21	0	5	106	6.6
TOTAL	40	2	593	14.8	42	133	.316	17	54	.315	31	47	.660	6	54	60	1.5	34	0	53	35	0	10	132	3.3



ALEX GENDELMAN

5

Freshman, Guard
6'0" 175 lbs.
Purchase, N.Y.
Rye Country Day School

SEASON HIGHS

Points:
FG Made:
FG Atts: 1, 2x, last at Mississippi St. (2/23/13)
3FG Made:
3FG Atts: 1, 2x, last at Mississippi St. (2/23/13)
FT Made:
FT Atts:
Rebounds:
Assists:
Turnovers:
Blocks:
Steals:
Minutes: 2, 2x, last at Mississippi St. (2/23/13)

CAREER HIGHS

Points:
FG Made:
FG Atts: 1, 2x, last at Mississippi St. (2/23/13)
3FG Made:
3FG Atts: 1, 2x, last at Mississippi St. (2/23/13)
FT Made:
FT Atts:
Rebounds:
Assists:
Turnovers:
Blocks:
Steals:
Minutes: 2, 2x, last at Mississippi St. (2/23/13)

MISCELLANEOUS

GENDELMAN NOTEBOOK

- ☛ Walk-on from Purchase, N.Y., who made the team at walk-on tryouts in October.
- ☛ Attended Rye Country Day School.
- ☛ His Rye Country Day School team captured the New York State Private School Class C Championship his sophomore through senior seasons...Averaged 18.6 points, 8.0 rebounds, and 6.0 assists his senior season and departed as the school's all-time leading scorer...Scored over 1,000 points in his career.
- ☛ Was his team's MVP in his junior and senior seasons and was an all-state selection in his senior campaign... Earned 12 varsity letters, four each in basketball and baseball, and two each in football and soccer.

GENDELMAN GAME-BY-GAME (FRESHMAN)

Opponent	M	FG-A	3P-A	FT-A	Reb	PF	A	T	B	S	PTS
N10 Nicholls State	DNP										
N16 @Oregon	DNP										
N22 Davidson	DNP										
N23 Marist	DNP										
N25 UTEP	0+	0-0	0-0	0-0	0	0	0	0	0	0	0
D1 Villanova	DNP										
D6 @Xavier	DNP										
D15 Alabama A&M	2	0-1	0-1	0-0	0	0	0	0	0	0	0
D17 Cornell	DNP										
D21 vs. MTSU	DNP										
D29 Butler	DNP										
J2 William & Mary	DNP										
J10 Kentucky	DNP										
J12 @Arkansas	DNP										
J15 Ole Miss	DNP										
J19 @South Carolina	DNP										
J23 Auburn	DNP										
J26 @Missouri	DNP										
J29 @Tennessee	DNP										
F2 Alabama	DNP										
F6 @LSU	DNP										
F9 Arkansas	DNP										
F13 Tennessee	DNP										
F16 Texas A&M	DNP										
F20 @Kentucky	DNP										
F23 @Mississippi St.	2	0-1	0-1	0-0	0	0	0	0	0	0	0
F27 Georgia	DNP										
M2 @Auburn	DNP										
M6 @Florida	DNP										
M9 South Carolina											

Year	GP	GS	Min	Avg	FG	FGA	Pct	3FG	3FGA	Pct	FT	FTA	Pct	Off	Def	Tot	Avg	PF	FO	Ast	TO	Blk	Stl	Pts	Avg
2012-13	3	0	4	1.3	0	2	.000	0	2	.000	0	0	.000	0	0	0	0.0	0	0	0	0	0	0	0	0.0
TOTAL	3	0	4	1.3	0	2	.000	0	2	.000	0	0	.000	0	0	0	0.0	0	0	0	0	0	0	0	0.0

Year	GP	GS	Min	Avg	FG	FGA	Pct	3FG	3FGA	Pct	FT	FTA	Pct	Off	Def	Tot	Avg	PF	FO	Ast	TO	Blk	Stl	Pts	Avg
2012-13	1	0	2	2.0	0	1	.000	0	1	.000	0	0	.000	0	0	0	0.0	0	0	0	0	0	0	0	0.0
TOTAL	1	0	2	2.0	0	1	.000	0	1	.000	0	0	.000	0	0	0	0.0	0	0	0	0	0	0	0	0.0



JOSH HENDERSON

40 RS Sophomore, Center
6'11" 220 lbs.
Roanoke, Va.
Cave Spring HS

SEASON HIGHS

Points: 13, 3x, last at Kentucky (2/20/13)
FG Made: 6, 2x, last at Tennessee (1/29/13)
FG Atts: 10, at Tennessee (1/29/13)
3FG Made:
3FG Atts:
FT Made: 5, at Auburn (3/2/13)
FT Atts: 7, at Auburn (3/2/13)
Rebounds: 7, vs. William & Mary (1/2/13)
Assists: 3, vs. William & Mary (1/2/13)
Turnovers: 4, 2x, last vs. Alabama (2/2/13)
Blocks: 3, vs. Arkansas (2/9/13)
Steals: 2, 3x, last vs. William & Mary (1/2/13)
Minutes: 32, 2x, last at Auburn (3/2/13)

CAREER HIGHS

Points: 13, 2x, last at Tennessee (1/29/13)
FG Made: 6, 2x, last at Tennessee (1/29/13)
FG Atts: 10, at Tennessee (1/29/13)
3FG Made:
3FG Atts:
FT Made: 5, at Auburn (3/2/13)
FT Atts: 7, at Auburn (3/2/13)
Rebounds: 7, vs. William & Mary (1/2/13)
Assists: 4, vs Bucknell (11/15/11)
Turnovers: 4, 2x, last vs. Alabama (2/2/13)
Blocks: 3, vs. Arkansas (2/9/13)
Steals: 2, 3x, last vs. William & Mary (1/2/13)
Minutes: 32, 2x, last at Auburn (3/2/13)

HENDERSON NOTEBOOK

- ⊕ Started 16 games at center position, scored in double figures in seven - 13 vs. Alabama A&M (12/15), 11 vs. Cornell (12/17), 13 at Tennessee (1/29), 11 vs. Arkansas (2/9), 11 vs. Texas A&M (2/16), 13 at Kentucky (2/20), 11 at Auburn (3/2).
- ⊕ Scored career-high 13 points on three occasions this season.
- ⊕ Played in second exhibition game against Delta State after recovering from right foot injury - scored eight points and had five rebounds against Delta State.
- ⊕ Played in eight games in 2011-12 and averaged 2.6 points and 2.9 rebounds.
- ⊕ Played in first game as a collegian against Oregon last year - scored four points and had four rebounds in 11 minutes.
- ⊕ Scored a career-high 10 points vs. Monmouth (11/25); was 4-4 from the floor.
- ⊕ Has team-high four assists vs. Bucknell (11/15)
- ⊕ Redshirted in 2010-11.
- ⊕ Signed in the spring of 2010 with the Commodores.
- ⊕ 6'11 center chose Vanderbilt over Virginia, Wake Forest, Davidson, Cincinnati, Maryland, and Penn State.

HENDERSON GAME-BY-GAME (RS-SOPHOMORE)

Opponent	M	FG-A	3P-A	FT-A	Reb	PF	A	T	B	S	PTS
N10 Nicholls State	13	1-3	0-0	1-2	2	0	0	0	0	0	3
N16 @Oregon	21	0-0	0-0	3-4	5	4	2	2	0	1	3
N22 Davidson	22	2-5	0-0	0-0	3	2	0	1	1	0	4
N23 Marist*	22	2-8	0-0	0-0	4	1	0	0	1	1	4
N25 UTEP*	17	2-4	0-0	1-2	1	3	0	1	0	2	5
D1 Villanova*	11	0-0	0-0	1-2	3	1	0	3	0	0	1
D6 @Xavier*	20	0-1	0-0	0-0	1	1	2	1	1	0	0
D15 Alabama A&M*	24	6-7	0-0	1-3	4	3	2	3	0	2	13
D17 Cornell*	25	5-9	0-0	1-3	5	4	2	2	2	0	11
D21 vs. MTSU*	24	1-5	0-0	0-0	2	3	2	1	0	1	2
D29 Butler*	24	2-4	0-0	1-2	1	3	2	0	1	1	5
J2 William & Mary	29	2-6	0-0	1-2	7	3	3	2	2	2	5
J10 Kentucky*	13	0-3	0-0	0-0	2	1	1	2	1	1	0
J12 @Arkansas*	12	1-3	0-0	0-0	3	1	1	4	1	0	2
J15 Ole Miss	9	2-2	0-0	1-2	2	2	0	0	0	0	5
J19 @South Carolina	21	2-6	0-0	1-2	3	2	0	2	1	1	5
J23 Auburn	18	2-4	0-0	0-1	4	2	1	3	0	1	4
J26 @Missouri	6	0-0	0-0	0-2	0	2	0	1	0	0	0
J29 @Tennessee	26	6-10	0-0	1-2	3	2	1	0	0	0	13
F2 Alabama*	32	3-6	0-0	0-1	4	4	1	4	2	1	6
F6 @LSU*	26	0-1	0-0	0-1	5	5	0	2	1	1	0
F9 Arkansas	23	5-6	0-0	1-3	4	1	0	3	3	1	11
F13 Tennessee	18	2-6	0-0	0-1	1	0	1	2	0	0	4
F16 Texas A&M	24	5-9	0-0	1-2	5	2	1	1	2	1	11
F20 @Kentucky*	25	5-7	0-0	3-4	2	2	0	1	1	0	13
F23 @Mississippi St.*	13	4-5	0-0	0-0	3	4	0	0	0	0	8
F27 Georgia*	29	2-8	0-0	4-4	5	4	0	0	2	0	8
M2 @Auburn*	32	3-4	0-1	5-7	4	3	0	2	0	1	11
M6 @Florida											
M9 South Carolina											

Henderson's Overall Statistics at Vanderbilt

Year	GP	GS	Min	Avg	FG	FGA	Pct	3FG	3FGA	Pct	FT	FTA	Pct	Off	Def	Tot	Avg	PF	FO	Ast	TO	Blk	Stl	Pts	Avg
2011-12	8	0	69	8.6	8	17	.471	0	0	.000	5	9	.556	12	11	23	2.9	15	0	5	5	0	1	21	2.6
2012-13	28	16	579	20.7	65	132	.492	0	1	.000	27	52	.519	35	53	88	3.1	65	1	22	43	22	18	157	5.6
TOTAL	36	16	648	18.0	73	149	.490	0	1	.000	32	61	.525	47	64	111	3.1	80	1	27	48	22	19	178	4.9

Henderson's SEC Statistics at Vanderbilt

Year	GP	GS	Min	Avg	FG	FGA	Pct	3FG	3FGA	Pct	FT	FTA	Pct	Off	Def	Tot	Avg	PF	FO	Ast	TO	Blk	Stl	Pts	Avg
2012-13	16	8	327	20.4	42	80	.525	0	1	.000	17	32	.531	16	34	50	3.1	37	1	7	27	14	8	101	6.3
TOTAL	16	8	327	20.4	42	80	.525	0	1	.000	17	32	.531	16	34	50	3.1	37	1	7	27	14	8	101	6.3



SHELDON JETER

21

Freshman, Forward
6'7" 215 lbs.
Beaver Falls, Pa.
Beaver Falls HS

SEASON HIGHS

Points: 14, 2x, last vs. Georgia (2/27/13)
FG Made: 6, vs. William & Mary (1/2/13)
FG Atts: 8, 3x, last at Mississippi St. (2/23/13)
3FG Made: 3, vs. Arkansas (2/9/13)
3FG Atts: 6, vs. Ole Miss (1/15/13)
FT Made: 4, 3x, last vs. Georgia (2/27/13)
FT Atts: 7, vs. Ole Miss (1/15/13)
Rebounds: 9, at Mississippi St. (2/23/13)
Assists: 2, vs. Ole Miss (1/15/13)
Turnovers: 2, 5x, last vs. Georgia (2/27/13)
Blocks: 2, 3x, last vs. Arkansas (2/9/13)
Steals: 3, 2x, last at Missouri (1/26/13)
Minutes: 32, vs. Ole Miss (1/15/13)

CAREER HIGHS

Points: 14, 2x, last vs. Georgia (2/27/13)
FG Made: 6, vs. William & Mary (1/2/13)
FG Atts: 8, 3x, last at Mississippi St. (2/23/13)
3FG Made: 3, vs. Arkansas (2/9/13)
3FG Atts: 6, vs. Ole Miss (1/15/13)
FT Made: 4, 3x, last vs. Georgia (2/27/13)
FT Atts: 7, vs. Ole Miss (1/15/13)
Rebounds: 9, at Mississippi St. (2/23/13)
Assists: 2, vs. Ole Miss (1/15/13)
Turnovers: 2, 5x, last vs. Georgia (2/27/13)
Blocks: 2, 3x, last vs. Arkansas (2/9/13)
Steals: 3, 2x, last at Missouri (1/26/13)
Minutes: 32, vs. Ole Miss (1/15/13)

MISCELLANEOUS

JETER NOTEBOOK

- ⊛ Played in all 28 games this season, scored career-high 14 points vs. Georgia and William and Mary.
- ⊛ His 14 points against Georgia (2/27) all came in the second half.
- ⊛ Tallied 11 points and career-high nine rebounds in win over Mississippi State (2/23).
- ⊛ Started seven games this season.
- ⊛ Scored 13 points, all in the first half, against Arkansas (2/9).
- ⊛ Made first career start vs. Ole Miss, scored 13 points in 32 minutes. Also had four rebounds; scored eight points and had six rebounds in second start at South Carolina.
- ⊛ Shooting 48.5% from the field for the season (48-99).
- ⊛ A very highly decorated player from Beaver Falls High School... Was a first-team All-State selection, and was named the Pittsburgh Post Gazette and Pittsburgh Tribune Review Player of the Year as a senior... Was also his section's Most Valuable Player as a senior... Also named the Beaver County Times Athlete of the Year.
- ⊛ Averaged 22 points, 12 rebounds, five assists, two blocks, and two steals as a senior.
- ⊛ Undecided on major at Vanderbilt.
- ⊛ Advice to youngsters: "Never change who you really are to please other people's insecurities."

JETER GAME-BY-GAME (FRESHMAN)

Opponent	M	FG-A	3P-A	FT-A	Reb	PF	A	T	B	S	PTS
N10 Nicholls State	17	1-6	1-3	0-0	3	2	1	1	0	2	3
N16 @Oregon	13	0-1	0-1	0-0	5	1	0	0	0	1	0
N22 Davidson	18	3-6	0-0	0-0	4	3	0	1	1	0	6
N23 Marist	11	1-4	1-2	0-0	2	1	0	1	0	1	3
N25 UTEP	17	2-3	1-1	0-0	1	4	1	2	0	3	5
D1 Villanova	14	1-3	1-2	0-0	0	1	0	0	0	0	3
D6 @Xavier	12	0-1	0-1	0-0	1	2	0	0	1	0	0
D15 Alabama A&M	16	2-2	1-1	0-1	6	3	1	1	1	0	5
D17 Cornell	10	0-0	0-0	0-0	1	1	0	0	2	0	0
D21 vs. MTSU	4	1-1	1-1	0-0	2	0	0	1	0	0	3
D29 Butler	13	2-3	1-2	0-0	3	2	1	2	0	1	5
J2 William & Mary	21	6-7	1-2	1-3	2	0	0	0	1	0	14
J10 Kentucky	23	2-6	0-2	0-0	5	2	0	0	1	0	4
J12 @Arkansas	17	2-6	0-0	4-5	4	0	0	1	1	0	8
J15 Ole Miss*	32	4-8	2-6	3-7	4	2	2	1	0	1	13
J19 @South Carolina*	23	3-4	0-1	2-5	6	3	1	1	0	0	8
J23 Auburn*	20	4-8	2-4	0-0	3	2	1	1	0	1	10
J26 @Missouri*	24	2-4	0-1	0-1	3	3	0	1	0	3	4
J29 @Tennessee	20	3-4	2-2	0-0	7	1	0	1	1	1	8
F2 Alabama*	18	1-4	1-3	0-0	5	1	0	0	1	0	3
F6 @LSU	16	2-6	0-1	2-2	7	2	1	0	2	0	6
F9 Arkansas*	21	3-5	3-5	4-4	3	3	1	2	2	1	13
F13 Tennessee*	18	2-3	0-0	0-1	3	2	0	0	1	0	4
F16 Texas A&M	8	0-2	0-2	0-0	2	3	0	1	0	0	0
F20 @Kentucky	18	1-2	1-2	1-2	2	4	0	0	0	0	4
F23 @Mississippi St.	22	4-8	1-2	2-2	9	1	1	2	0	0	11
F27 Georgia	21	4-4	2-2	4-4	4	3	0	2	0	0	14
M2 @Auburn	11	0-3	0-2	0-0	2	1	0	0	0	0	0
M6 @Florida											
M9 South Carolina											

Year	GP	GS	Min	Avg	FG	FGA	Pct	3FG	3FGA	Pct	FT	FTA	Pct	Off	Def	Tot	Avg	PF	FO	Ast	TO	Blk	Stl	Pts	Avg
2012-13	28	7	478	17.1	56	114	.491	22	51	.431	23	37	.622	26	73	99	3.5	53	0	11	22	15	15	157	5.6
TOTAL	28	7	478	17.1	56	114	.491	22	51	.431	23	37	.622	26	73	99	3.5	53	0	11	22	15	15	157	5.6

Year	GP	GS	Min	Avg	FG	FGA	Pct	3FG	3FGA	Pct	FT	FTA	Pct	Off	Def	Tot	Avg	PF	FO	Ast	TO	Blk	Stl	Pts	Avg
2012-13	16	7	312	19.5	37	77	.481	14	35	.400	22	33	.667	19	50	69	4.3	33	0	7	13	9	7	110	6.9
TOTAL	16	7	312	19.5	37	77	.481	14	35	.400	22	33	.667	19	50	69	4.3	33	0	7	13	9	7	110	6.9



KEDREN JOHNSON

2

Sophomore, Guard
6'4" 215 lbs.
Lewisburg, Tenn.
Marshall County HS

SEASON HIGHS

- Points:** 28, vs. Davidson (11/22/12)
- FG Made:** 11, vs. Davidson (11/22/12)
- FG Atts:** 19, 2x, last vs. Kentucky (1/10/13)
- 3FG Made:** 5, vs. Ole Miss (1/15/13)
- 3FG Atts:** 11, vs. Ole Miss (1/15/13)
- FT Made:** 10, at Auburn (3/2/13)
- FT Atts:** 15, at Auburn (3/2/13)
- Rebounds:** 8, 2x, last at S. Carolina (1/19/13)
- Assists:** 8, 2x, last at Auburn (3/2/13)
- Turnovers:** 6, vs. MTSU (12/21/12)
- Blocks:** 4, vs. Alabama (2/2/13)
- Steals:** 4, 3x, last vs. Kentucky (1/10/13)
- Minutes:** 41, 2x, last vs. Ole Miss (1/15/13)

CAREER HIGHS

- Points:** 28, vs. Davidson (11/22/12)
- FG Made:** 11, vs. Davidson (11/22/12)
- FG Atts:** 19, 2x, last vs. Kentucky (1/10/13)
- 3FG Made:** 5, vs. Ole Miss (1/15/13)
- 3FG Atts:** 11, vs. Ole Miss (1/15/13)
- FT Made:** 10, at Auburn (3/2/13)
- FT Atts:** 15, at Auburn (3/2/13)
- Rebounds:** 8, 2x, last at S. Carolina (1/19/13)
- Assists:** 8, 2x, last at Auburn (3/2/13)
- Turnovers:** 6, vs. MTSU (12/21/12)
- Blocks:** 4, vs. Alabama (2/2/13)
- Steals:** 4, 3x, last vs. Kentucky (1/10/13)
- Minutes:** 41, 2x, last vs. Ole Miss (1/15/13)

JOHNSON NOTEBOOK

- ☛ Scored a career-high 28 points vs. Davidson, and scored 20+ points in three games (Nicholls State, Davidson, MTSU).
- ☛ Led team with 17 points vs. Georgia (2/27); also led team with 16 at Auburn (3/2).
- ☛ Scored 17 points, had seven assists, and grabbed four rebounds at Kentucky (2/20).
- ☛ Scored 15 points and had seven rebounds, both team bests, against Alabama (2/2).
- ☛ Leads team in scoring and assists, and scored in double figures in 19 games.
- ☛ Scored 19 points and had career-high eight assists vs. Ole Miss (1/15)...also made career-high five threes.
- ☛ Tallied 19 points at Xavier in 66-64 overtime win.
- ☛ Played in all 36 games in 2011-12 as a freshman, and averaged 3.1 points and 1.2 points per game.
- ☛ Put the Commodores up for good with lay-in against Kentucky in finals of 2012 SEC Tournament.
- ☛ Had career-high 12 points vs. Bucknell (11/15). Tied career high in minutes played with 27 vs. Florida (2/28).
- ☛ Posted career-high five assists at Ole Miss (2/16).
- ☛ Freshman point guard who starred at nearby Marshall County High School, where he was named Mr. Basketball for the state of Tennessee for Class 2A and was the Tennessean Player of the Year for two years.
- ☛ Averaged 27.3 points, 10.0 rebounds, 8.0 assists, 3.6 steals and 1.5 blocks in his senior season at Marshall County, where he departed as the school's all-time scoring and assist leader.
- ☛ Nickname is Kee.
- ☛ Chose the Commodores over Florida, Louisville, Memphis, and Alabama.

JOHNSON GAME-BY-GAME (SOPHOMORE)

Opponent	M	FG-A	3P-A	FT-A	Reb	PF	A	T	B	S	PTS
N10 Nicholls State*	38	8-14	3-7	6-9	6	1	6	2	1	1	25
N16 @Oregon*	38	5-15	2-8	2-4	4	2	3	5	0	0	14
N22 Davidson*	30	11-17	4-6	2-2	3	4	1	5	0	1	28
N23 Marist*	38	2-11	0-5	0-0	8	3	3	2	0	2	4
N25 UTEP*	36	7-11	2-4	1-2	2	1	0	2	0	4	17
D1 Villanova*	39	4-10	4-9	0-1	5	1	4	4	2	2	12
D6 @Xavier*	41	8-16	2-6	1-3	4	1	3	3	2	4	19
D15 Alabama A&M*	33	5-12	3-6	6-8	4	3	3	1	0	2	19
D17 Cornell*	18	5-6	3-4	2-4	4	4	1	4	1	1	15
D21 vs. MTSU*	35	9-19	1-5	6-8	2	1	2	6	0	2	25
D29 Butler*	31	3-10	1-3	2-5	2	2	4	2	0	0	9
J2 William & Mary*	25	5-12	2-6	0-1	3	4	2	2	0	0	12
J10 Kentucky*	37	8-19	2-9	0-1	2	2	6	4	0	4	18
J12 @Arkansas*	26	0-3	0-2	3-4	2	2	2	5	0	0	3
J15 Ole Miss*	41	6-14	5-11	2-2	2	0	8	1	0	1	19
J19 @South Carolina*	23	0-6	0-3	3-4	8	4	4	4	1	0	3
J23 Auburn*	33	3-9	1-3	8-10	7	1	4	2	1	1	15
J26 @Missouri*	32	5-11	1-5	0-0	2	0	3	1	0	0	11
J29 @Tennessee*	23	4-13	0-2	6-7	1	3	1	2	0	0	14
F2 Alabama*	36	5-9	2-3	3-4	7	2	3	5	4	2	15
F6 @LSU*	32	2-12	1-8	2-2	4	3	5	4	0	2	7
F9 Arkansas*	30	3-5	3-3	0-0	6	3	5	4	0	0	9
F13 Tennessee*	27	5-12	1-3	0-0	4	1	4	5	1	0	11
F16 Texas A&M*	27	2-3	1-2	0-0	2	2	2	2	0	1	5
F20 @Kentucky*	32	4-10	2-4	7-8	4	1	7	1	1	1	17
F23 @Mississippi St.*	26	1-5	1-2	0-0	1	4	5	5	0	0	3
F27 Georgia*	32	6-15	2-6	3-4	3	2	5	0	0	0	17
M2 @Auburn*	35	2-11	2-4	10-15	5	2	8	1	0	0	16
M6 @Florida											
M9 South Carolina											

Johnson's Overall Statistics at Vanderbilt

Year	GP	GS	Min	Avg	FG	FGA	Pct	3FG	3FGA	Pct	FT	FTA	Pct	Off	Def	Tot	Avg	PF	FO	Ast	TO	Blk	Stl	Pts	Avg
2011-12	36	0	521	14.5	37	108	.343	10	42	.238	27	34	.794	2	42	44	1.2	32	0	66	42	5	18	111	3.1
2012-13	28	28	894	31.9	128	310	.413	51	139	.367	75	108	.694	15	92	107	3.8	59	0	104	84	14	31	382	13.6
TOTAL	64	28	1415	22.1	165	418	.395	61	181	.337	102	142	.718	17	134	151	2.4	91	0	170	126	19	49	493	7.7

Johnson's SEC Statistics at Vanderbilt

Year	GP	GS	Min	Avg	FG	FGA	Pct	3FG	3FGA	Pct	FT	FTA	Pct	Off	Def	Tot	Avg	PF	FO	Ast	TO	Blk	Stl	Pts	Avg
2011-12	16	0	225	14.1	11	36	.306	2	11	.182	13	16	.813	1	18	19	1.2	15	0	32	16	3	4	37	2.3
2012-13	16	16	492	30.8	56	157	.357	24	70	.343	47	61	.770	9	51	60	3.8	32	0	72	46	8	12	183	11.4
TOTAL	32	16	717	22.4	67	193	.347	26	81	.321	60	77	.779	10	69	79	2.5	47	0	104	62	11	16	220	6.9



CARTER JOSEPHS

14

Freshman, Guard
5'10" 165 lbs.
San Antonio, Texas
Tom C. Clark HS

SEASON HIGHS

- Points:** 2, at Mississippi State (2/23/13)
- FG Made:** 1, at Mississippi State (2/23/13)
- FG Atts:** 1, at Mississippi State (2/23/13)
- 3FG Made:**
- 3FG Atts:**
- FT Made:**
- FT Atts:**
- Rebounds:**
- Assists:**
- Turnovers:**
- Blocks:**
- Steals:**
- Minutes:** 2, at Mississippi State (2/23/13)

CAREER HIGHS

- Points:** 2, at Mississippi State (2/23/13)
- FG Made:** 1, at Mississippi State (2/23/13)
- FG Atts:** 1, at Mississippi State (2/23/13)
- 3FG Made:**
- 3FG Atts:**
- FT Made:**
- FT Atts:**
- Rebounds:**
- Assists:**
- Turnovers:**
- Blocks:**
- Steals:**
- Minutes:** 2, at Mississippi State (2/23/13)

MISCELLANEOUS

JOSEPHS NOTEBOOK

- ☛ Walk-on guard from San Antonio, Texas, who played at Tom C. Clark High School.
- ☛ Tallied the first points of his collegiate career with a layup against Mississippi State (2/23).
- ☛ Was his team's captain and defensive MVP in 2011-12, where he averaged 7.8 points, 5.2 assists, and 3.7 rebounds per game.
- ☛ Academically, he was a member of the National Honor Society and the Spanish National Honor Society, and was a National Achievement Scholar Semifinalist, and won the Clark Principal's Award from 2009-12.
- ☛ Plans to major in mechanical engineering.
- ☛ Advice to youngsters: "Work harder than everyone else."

JOSEPHS GAME-BY-GAME (FRESHMAN)

Opponent	M	FG-A	3P-A	FT-A	Reb	PF	A	T	B	S	PTS
N10 Nicholls State	DNP										
N16 @Oregon	1	0-0	0-0	0-0	0	0	0	0	0	0	0
N22 Davidson	DNP										
N23 Marist	DNP										
N25 UTEP	1	0-0	0-0	0-0	0	0	0	0	0	0	0
D1 Villanova	DNP										
D6 @Xavier	DNP										
D15 Alabama A&M	1	0-0	0-0	0-0	0	0	0	0	0	0	0
D17 Cornell	DNP										
D21 vs. MTSU	DNP										
D29 Butler	DNP										
J2 William & Mary	DNP										
J10 Kentucky	DNP										
J12 @Arkansas	DNP										
J15 Ole Miss	DNP										
J19 @South Carolina	DNP										
J23 Auburn	DNP										
J26 @Missouri	DNP										
J29 @Tennessee	DNP										
F2 Alabama	DNP										
F6 @LSU	DNP										
F9 Arkansas	DNP										
F13 Tennessee	DNP										
F16 Texas A&M	DNP										
F20 @Kentucky	DNP										
F23 @Mississippi St.	2	1-1	0-0	0-0	0	1	0	0	0	0	2
F27 Georgia	DNP										
M2 @Auburn	DNP										
M6 @Florida	DNP										
M9 South Carolina											

Josephs' Overall Statistics at Vanderbilt																										
Year	GP	GS	Min	Avg	FG	FGA	Pct	3FG	3FGA	Pct	FT	FTA	Pct	Off	Def	Tot	Avg	PF	FO	Ast	TO	Blk	Stl	Pts	Avg	
2012-13	4	0	5	1.3	1	1	1.000	0	0	.000	0	0	.000	0	0	0	0.0	1	0	0	0	0	0	2	0.5	
TOTAL	4	0	5	1.3	1	1	1.000	0	0	.000	0	0	.000	0	0	0	0.0	1	0	0	0	0	0	2	0.5	

Josephs' SEC Statistics at Vanderbilt																										
Year	GP	GS	Min	Avg	FG	FGA	Pct	3FG	3FGA	Pct	FT	FTA	Pct	Off	Def	Tot	Avg	PF	FO	Ast	TO	Blk	Stl	Pts	Avg	
2012-13	1	0	2	2.0	1	1	1.000	0	0	.000	0	0	.000	0	0	0	0.0	1	0	0	0	0	0	2	2.0	
TOTAL	1	0	2	2.0	1	1	1.000	0	0	.000	0	0	.000	0	0	0	0.0	1	0	0	0	0	0	2	2.0	



SHELBY MOATS

34 | Sophomore, Forward
6'8" 225 lbs.
Waconia, Minn.
Waconia HS

SEASON HIGHS

- Points:** 9, vs. Kentucky (1/10/13)
- FG Made:** 4, vs. Kentucky (1/10/13)
- FG Atts:** 7, 2x, last vs. Kentucky (1/10/13)
- 3FG Made:** 2, vs. Nicholls State (11/10/12)
- 3FG Atts:** 5, vs. Nicholls State (11/10/12)
- FT Made:** 3, vs. Butler (12/29/12)
- FT Atts:** 5, vs. Butler (12/29/12)
- Rebounds:** 10, vs. Kentucky (1/10/13)
- Assists:** 4, vs. Ole Miss (1/15/13)
- Turnovers:** 3, vs. Villanova (12/1/12)
- Blocks:** 1, vs. Alabama A&M (12/15/12)
- Steals:** 2, at Arkansas (1/12/13)
- Minutes:** 36, vs. Ole Miss (1/15/13)

CAREER HIGHS

- Points:** 9, vs. Kentucky (1/10/13)
- FG Made:** 4, vs. Kentucky (1/10/13)
- FG Atts:** 7, 2x, last vs. Kentucky (1/10/13)
- 3FG Made:** 2, vs. Nicholls State (11/10/12)
- 3FG Atts:** 5, vs. Nicholls State (11/10/12)
- FT Made:** 3, vs. Butler (12/29/12)
- FT Atts:** 5, vs. Butler (12/29/12)
- Rebounds:** 10, vs. Kentucky (1/10/13)
- Assists:** 4, vs. Ole Miss (1/15/13)
- Turnovers:** 4, vs. Monmouth (11/25/11)
- Blocks:** 2, at Ole Miss (2/16/12)
- Steals:** 2, at Arkansas (1/12/13)
- Minutes:** 36, vs. Ole Miss (1/15/13)

MOATS NOTEBOOK

- ⊛ Scored career-high 10 points and had career-best nine rebounds vs. UK (1/10).
- ⊛ Played 30 minutes in first collegiate start vs. Nicholls State - scored eight points and had two rebounds.
- ⊛ Played career-high 36 minutes vs. Ole Miss in fifth career start - grabbed eight rebounds.
- ⊛ Played in 16 games last season as a true freshman and averaged 0.5 points and 0.9 rebounds per game.
- ⊛ Had first two blocks of his collegiate career at Ole Miss (2/16/12).
- ⊛ Made first career 3-pointer vs Monmouth (11/25); also added career-high six boards vs. Monmouth.
- ⊛ Powerfully-built power forward who has excellent shooting touch from beyond-the-arc.
- ⊛ Was the valedictorian of his Waconia High School senior class in 2011.
- ⊛ Four-year varsity letterwinner in basketball, two-year captain, and a two-year letterman in football at Waconia
- ⊛ Averaged 22 points and 12 rebounds in his senior year at Waconia and ended his career with 1,772 points and 985 rebounds.
- ⊛ Plans on majoring in Economics at Vanderbilt.
- ⊛ Chose the Commodores over Washington State and Northwestern.

MOATS GAME-BY-GAME (SOPHOMORE)

Opponent	M	FG-A	3P-A	FT-A	Reb	PF	A	T	B	S	PTS
N10 Nicholls State*	30	3-7	2-5	0-0	2	1	1	0	0	0	8
N16 @Oregon*	22	0-2	0-2	0-0	2	5	1	0	0	0	0
N22 Davidson*	18	0-2	0-2	0-0	2	3	1	0	0	0	0
N23 Marist	18	1-6	0-4	0-0	7	2	0	2	0	1	2
N25 UTEP	23	3-6	1-2	1-1	5	2	3	0	0	1	8
D1 Villanova	26	2-6	0-2	2-4	1	5	1	3	0	1	6
D6 @Xavier	25	1-4	1-4	0-2	5	4	1	1	0	1	3
D15 Alabama A&M	15	0-2	0-0	0-2	4	1	1	0	1	0	0
D17 Cornell	14	0-1	0-0	0-2	1	1	3	0	0	0	0
D21 vs. MTSU	16	1-2	1-1	2-2	2	1	2	1	0	1	5
D29 Butler	16	2-5	1-1	3-5	5	4	0	2	0	0	8
J2 William & Mary*	8	1-1	0-0	0-0	2	4	0	1	0	1	2
J10 Kentucky	27	4-7	1-1	0-0	10	3	1	0	0	0	9
J12 @Arkansas	24	1-1	1-1	0-0	1	0	0	0	0	2	3
J15 Ole Miss*	36	1-4	0-2	0-3	8	2	4	0	0	1	2
J19 @South Carolina*	14	1-2	0-0	1-2	0	4	1	2	0	0	3
J23 Auburn*	20	2-3	0-0	0-1	3	3	0	2	0	0	4
J26 @Missouri*	18	1-1	0-0	0-0	1	1	0	1	0	0	2
J29 @Tennessee	1	0-1	0-0	0-0	1	0	0	0	0	0	0
F2 Alabama	DNP										
F6 @LSU	5	0-0	0-0	0-0	1	2	0	0	0	0	0
F9 Arkansas	DNP										
F13 Tennessee	5	2-3	0-0	0-0	0	1	0	0	0	0	4
F16 Texas A&M*	16	1-2	0-1	0-1	1	1	0	0	0	0	2
F20 @Kentucky	14	0-1	0-1	0-1	5	2	0	1	0	0	0
F23 @Mississippi St.	17	3-6	1-4	0-0	5	2	1	2	0	0	7
F27 Georgia	11	1-1	0-0	0-0	1	0	0	0	0	0	2
M2 @Auburn	8	1-2	1-2	0-0	3	2	1	0	0	0	3
M6 @Florida											
M9 South Carolina											

Moats' Overall Statistics at Vanderbilt

Year	GP	GS	Min	Avg	FG	FGA	Pct	3FG	3FGA	Pct	FT	FTA	Pct	Off	Def	Tot	Avg	PF	FO	Ast	TO	Blk	Stl	Pts	Avg
2011-12	16	0	65	4.1	3	13	.231	2	11	.182	0	1	.000	3	12	15	0.9	8	0	5	6	3	1	8	0.5
2012-13	26	9	447	17.2	32	78	.410	10	35	.286	9	26	.346	31	47	78	3.0	56	2	22	18	1	9	83	3.2
TOTAL	42	9	512	12.2	35	91	.385	12	46	.261	9	27	.333	34	59	93	2.2	64	2	27	24	4	10	91	2.2

Moats' SEC Statistics at Vanderbilt

Year	GP	GS	Min	Avg	FG	FGA	Pct	3FG	3FGA	Pct	FT	FTA	Pct	Off	Def	Tot	Avg	PF	FO	Ast	TO	Blk	Stl	Pts	Avg
2011-12	7	0	16	2.3	0	2	.000	0	2	.000	0	0	.000	0	4	4	0.6	1	0	0	1	3	0	0	0.0
2012-13	14	5	216	15.4	18	34	.529	4	12	.333	1	8	.125	15	25	40	2.9	23	0	8	8	0	3	41	2.9
TOTAL	21	5	232	11.0	18	36	.500	4	14	.286	1	8	.125	15	29	44	2.1	24	0	8	9	3	3	41	2.0



ROD ODOM

O

Junior, Forward
6'9" 220 lbs.
Central Islip, N.Y.
Middlesex School (Mass.)

SEASON HIGHS

Points: 20, at LSU (2/6/13)
FG Made: 6, 4x, last at Kentucky (2/20/13)
FG Atts: 16, vs. Kentucky (1/10/13)
3FG Made: 4, 3x, last at Kentucky (2/20/13)
3FG Atts: 9, 2x, last vs. Texas A&M (2/16/13)
FT Made: 7, at LSU (2/6/13)
FT Atts: 9, at LSU (2/6/13)
Rebounds: 7, 5x, last at Auburn (3/2/13)
Assists: 4, vs. Texas A&M (2/16/13)
Turnovers: 4, 3x, last vs. Kentucky (1/10/13)
Blocks: 2, 4x, last at Auburn (3/2/13)
Steals: 2, 2x, last vs. Alabama A&M (12/15/12)
Minutes: 36, vs. Kentucky (1/10/13)

CAREER HIGHS

Points: 20, at LSU (2/6/13)
FG Made: 6, 3x, last vs. Texas A&M (2/16/13)
FG Atts: 16, vs. Kentucky (1/10/13)
3FG Made: 4, 2x, last vs. Texas A&M (2/16/13)
3FG Atts: 9, 2x, last vs. Texas A&M (2/16/13)
FT Made: 7, at LSU (2/6/13)
FT Atts: 9, at LSU (2/6/13)
Rebounds: 8, vs. Oregon (11/11/11)
Assists: 4, vs. Texas A&M (2/16/13)
Turnovers: 5 vs. Belmont (12/4/10)
Blocks: 2, 5x, last at Auburn (3/2/13)
Steals: 4, at Missouri (12/8/10)
Minutes: 36, vs. Kentucky (1/10/13)

MISCELLANEOUS

	2012-13	Career
Double-Digit Scoring	12	18
3+ 3-Pt FG's	7	11
Starts	27	37

ODOM NOTEBOOK

- ⊛ Played in all 98 games in his Commodores career and started in 27 of 28 games this year, will be called upon for leadership on and off the court this season.
- ⊛ In his last five games, he is averaging 12.0 points and 4.4 rebounds per game.
- ⊛ Scored in double figures in 12 games this season, including career-high 20-point performance at LSU (2/6), and a 15-point performance against Arkansas (2/9).
- ⊛ Scored 19 points vs. Texas A&M (2/16) - tied career highs in field goals made (6), threes made (4), threes at tempted (9), and rebounds (7). Set new career high in assists with four.
- ⊛ Scored 16 points and made four three's at Kentucky (2/20).
- ⊛ Averaged 2.4 points and 2.0 rebounds per game in 2011-12.
- ⊛ Recorded a career-high of eight rebounds vs. Oregon in 2011 (11/11/11). His previous best was seven vs. Kentucky on February 12, 2011.
- ⊛ Scored five points and had six rebounds in 27 minutes against Harvard in NCAA Tournament (3/15/12).
- ⊛ Scored in double-figures vs. Bucknell with 10 points (11/15/11)
- ⊛ Made first start of his career vs. Monmouth (11/25/11).
- ⊛ Power forward who played in all 34 games as a true freshman...Started eight games.
- ⊛ Averaged 3.9 points and 2.6 rebounds per game as a freshman.
- ⊛ Scored in double-figures in five games in 2010-11, and tallied a career-high 12 points against Arkansas (1/29/11).
- ⊛ Scored 10 points and had five rebounds off of the bench vs. Florida (3/5/11).
- ⊛ Scored five points in collegiate debut vs. Presbyterian in 2010; made his first three-point basket on Brad Tinsley's 10th assist, which capped off the school's first ever triple-double.
- ⊛ Chose the Commodores over Harvard, West Virginia, Arizona, UConn, Louisville, Boston College, Michigan, and Oklahoma State.

ODOM GAME-BY-GAME (JUNIOR)

Opponent	M	FG-A	3P-A	FT-A	Reb	PF	A	T	B	S	PTS
N10 Nicholls State*	33	3-5	1-3	0-0	7	1	1	3	1	1	7
N16 @Oregon*	24	3-13	1-6	2-2	3	4	1	4	0	1	9
N22 Davidson*	31	1-7	0-5	4-6	4	0	1	1	1	0	6
N23 Marist*	30	2-10	0-1	1-2	4	3	0	1	1	1	5
N25 UTEP*	33	5-11	2-6	4-6	7	1	0	1	1	2	16
D1 Villanova*	31	5-13	2-6	2-2	2	4	1	0	0	0	14
D6 @Xavier*	31	2-5	2-4	1-4	2	5	0	4	0	0	7
D15 Alabama A&M*	30	6-11	4-6	1-3	2	1	2	1	1	2	17
D17 Cornell*	34	4-12	3-8	2-4	7	1	2	1	0	0	13
D21 vs. MTSU*	19	2-4	0-1	1-1	2	4	0	2	0	1	5
D29 Butler*	31	1-9	1-3	1-2	5	3	0	1	2	0	4
J2 William & Mary*	33	4-7	1-4	3-3	5	0	2	2	2	1	12
J10 Kentucky*	36	3-16	2-9	4-7	4	3	0	4	0	0	12
J12 @Arkansas*	24	2-6	1-3	0-0	4	1	0	2	0	1	5
J15 Ole Miss*	25	3-6	3-6	0-2	4	5	1	0	1	0	9
J19 @South Carolina*	30	2-3	1-2	3-4	4	3	1	1	0	0	8
J23 Auburn*	29	1-8	0-3	6-6	6	0	0	2	0	0	8
J26 @Missouri*	32	6-12	3-5	2-2	3	1	2	2	1	1	17
J29 @Tennessee*	32	1-3	0-2	0-0	1	1	1	2	1	0	2
F2 Alabama	31	3-5	1-2	1-2	6	0	0	0	0	0	8
F6 @LSU*	30	5-11	3-5	7-9	5	3	1	2	1	1	20
F9 Arkansas*	31	4-8	2-4	5-6	3	3	2	1	2	0	15
F13 Tennessee*	37	2-10	0-4	2-2	5	2	0	0	0	0	6
F16 Texas A&M*	31	6-14	4-9	3-4	7	1	4	0	1	0	19
F20 @Kentucky*	38	6-13	4-6	0-2	1	2	0	2	0	0	16
F23 @Mississippi St.*	22	4-7	2-5	3-5	5	2	2	0	0	0	13
F27 Georgia*	23	1-6	1-4	2-2	2	3	0	1	0	0	5
M2 @Auburn*	33	3-11	1-6	0-0	7	4	0	2	2	1	7
M6 @Florida											
M9 South Carolina											

Odom's Overall Statistics at Vanderbilt

Year	GP	GS	Min	Avg	FG	FGA	Pct	3FG	3FGA	Pct	FT	FTA	Pct	Off	Def	Tot	Avg	PF	FO	Ast	TO	Blk	Stl	Pts	Avg
2010-11	34	8	533	15.7	47	115	.409	28	75	.373	10	16	.625	35	53	88	2.6	71	1	12	38	4	15	132	3.9
2011-12	36	2	517	14.4	30	77	.390	15	40	.375	12	22	.545	25	48	73	2.0	70	0	19	20	8	7	87	2.4
2012-13	28	27	844	30.1	90	246	.366	45	128	.352	60	88	.682	46	71	117	4.2	61	2	24	42	18	13	285	10.2
TOTAL	98	37	1894	19.3	167	438	.381	88	243	.362	82	126	.651	106	172	278	2.8	202	3	55	100	30	35	504	5.1

Odom's SEC Statistics at Vanderbilt

Year	GP	GS	Min	Avg	FG	FGA	Pct	3pt	3ptA	Pct	FT	FTA	Pct	Off	Def	Tot	Avg	PF	FO	Ast	TO	Blk	Stl	Pts	Avg
2010-11	16	4	268	16.8	24	51	.471	13	32	.406	4	6	.667	15	25	40	2.5	37	1	6	20	0	6	65	4.1
2011-12	16	0	205	12.8	9	25	.360	6	15	.400	8	13	.615	6	21	27	1.7	24	0	13	7	3	2	32	2.0
2012-13	16	15	484	30.3	52	139	.374	28	75	.373	38	53	.717	30	37	67	4.2	34	1	14	21	9	4	170	10.6
TOTAL	48	19	957	19.9	85	215	.395	47	122	.385	50	72	.694	51	83	134	2.8	95	2	33	48	12	12	267	5.6



DAI-JON PARKER

24 Freshman, Guard
6'3" 190 lbs.
Baton Rouge, La.
Milton HS (Ga.)

SEASON HIGHS

- Points:** 17, vs. Texas A&M (2/16/13)
- FG Made:** 6, vs. Texas A&M (2/16/13)
- FG Atts:** 9, 2x, last vs. Texas A&M (2/16/13)
- 3FG Made:** 5, vs. Texas A&M (2/16/13)
- 3FG Atts:** 7, vs. Texas A&M (2/16/13)
- FT Made:** 6, at South Carolina (1/19/13)
- FT Atts:** 7, 2x, last at South Carolina (1/19/13)
- Rebounds:** 13, at Mississippi State (2/23/13)
- Assists:** 6, at Mississippi State (2/23/13)
- Turnovers:** 5, at South Carolina (1/19/13)
- Blocks:** 3, vs. William & Mary (1/2/13)
- Steals:** 3, vs. Georgia (2/27/13)
- Minutes:** 38, 2x, last vs. Texas A&M (2/16/13)

CAREER HIGHS

- Points:** 17, vs. Texas A&M (2/16/13)
- FG Made:** 6, vs. Texas A&M (2/16/13)
- FG Atts:** 10, vs. Bucknell (11/15/11)
- 3FG Made:** 5, vs. Texas A&M (2/16/13)
- 3FG Atts:** 7, 2x, last vs. Texas A&M (2/16/13)
- FT Made:** 6, at South Carolina (1/19/13)
- FT Atts:** 7, 2x, last at South Carolina (1/19/13)
- Rebounds:** 13, at Mississippi State (2/23/13)
- Assists:** 6, at Mississippi State (2/23/13)
- Turnovers:** 5, at South Carolina (1/19/13)
- Blocks:** 3, vs. William & Mary (1/2/13)
- Steals:** 3, vs. Georgia (2/27/13)
- Minutes:** 38, 2x, last vs. Texas A&M (2/16/13)

PARKER NOTEBOOK

- ⊕ Set a new career high with 17 points against Texas A&M (2/16) and made a new career high five threes. Also had two blocks.
- ⊕ Had 13 rebounds and six assists, both new career highs, against Miss. State (2/23).
- ⊕ Made first collegiate start against Ole Miss (1/15) and had then career bests in points (16), then-best rebounds (6), assists (4), and minutes (38).
- ⊕ Scored 11 points and had career-high nine rebounds at LSU (2/6)...also tied career high in assists (four).
- ⊕ Scored 11 points at South Carolina in second start.
- ⊕ Returned from an eight-game suspension against Cornell (12/17), and played a then career-high 28 minutes.
- ⊕ Scored eight points vs. UK (1/10/13).
- ⊕ Played nine minutes in collegiate debut vs. Oregon (11/11/11).
- ⊕ Played in all 36 games as a true freshman, and averaged 1.7 points and 1.0 rebounds per game.
- ⊕ Tied a career high with two made threes against Auburn (1/7/12).
- ⊕ Had career high four free throws made and five rebounds vs. Georgia (1/14/12).
- ⊕ Scored career-high 10 points vs. Monmouth (11/25/11), his first double-digit scoring game.
- ⊕ Athletic shooting guard whose Milton High School team in Alpharetta, Ga., had three other Division I players in the starting five.
- ⊕ Standout three-sport athlete in high school.
- ⊕ Averaged 14 points, six rebounds, five assists, two blocks and two steals in his senior season at Milton.
- ⊕ His 2010 Milton team captured the Class 5A state championship, and the 2011 team won the regional champion ship.
- ⊕ Milton teammates Shannon Scott (Ohio State), Julian Royal (Georgia Tech), and Jordan Loyd (Furman) all signed to play Division I basketball.
- ⊕ Advice to youngsters: "Get the grades, basketball isn't going anywhere."

PARKER GAME-BY-GAME (SOPHOMORE)

Opponent	M	FG-A	3P-A	FT-A	Reb	PF	A	T	B	S	PTS
N10 Nicholls State	DNP										
N16 @Oregon	DNP										
N22 Davidson	DNP										
N23 Marist	DNP										
N25 UTEP	DNP										
D1 Villanova	DNP										
D6 @Xavier	DNP										
D15 Alabama A&M	DNP										
D17 Cornell	28	1-3	0-2	0-0	3	2	1	1	0	0	2
D21 vs. MTSU	22	0-2	0-1	0-0	2	1	1	0	0	2	0
D29 Butler	21	2-5	1-2	0-0	3	1	0	1	0	0	5
J2 William & Mary	27	1-5	1-3	1-2	3	0	2	2	3	2	4
J10 Kentucky	23	3-8	2-5	0-0	4	3	1	1	0	1	8
J12 @Arkansas	18	0-3	0-3	0-0	1	0	2	4	0	0	0
J15 Ole Miss*	38	5-9	2-3	4-7	6	2	4	2	0	1	16
J19 @South Carolina*	31	2-7	1-2	6-7	5	3	3	5	0	0	11
J23 Auburn*	21	1-3	0-1	4-5	2	4	4	1	0	0	6
J26 @Missouri*	28	3-7	2-5	0-2	2	1	3	1	0	1	8
J29 @Tennessee*	22	3-5	0-0	1-2	1	3	2	2	0	1	7
F2 Alabama*	23	0-2	0-0	0-0	0	3	3	2	0	0	0
F6 @LSU*	37	3-8	2-4	3-4	9	1	4	1	1	0	11
F9 Arkansas*	32	1-5	0-4	1-4	6	3	2	2	0	1	3
F13 Tennessee*	26	3-4	1-1	0-0	1	2	3	2	0	1	7
F16 Texas A&M*	38	6-9	5-7	0-0	5	3	2	0	2	0	17
F20 @Kentucky*	25	0-3	0-1	1-2	7	3	3	1	0	0	1
F23 @Mississippi St.*	34	2-7	1-4	0-0	13	1	6	1	1	0	5
F27 Georgia*	35	1-5	0-4	2-2	4	2	2	0	0	3	4
M2 @Auburn*	31	2-8	2-4	2-2	4	3	1	2	0	0	8
M6 @Florida											

Parker's Overall Statistics at Vanderbilt

Year	GP	GS	Min	Avg	FG	FGA	Pct	3FG	3FGA	Pct	FT	FTA	Pct	Off	Def	Tot	Avg	PF	FO	Ast	TO	Blk	Stl	Pts	Avg
2011-12	36	0	398	11.1	22	71	.310	11	44	.250	6	9	.667	5	30	35	1.0	28	0	25	17	6	9	61	1.7
2012-13	20	14	560	28.0	39	108	.361	20	56	.357	25	39	.641	9	71	80	4.0	41	0	49	30	7	13	123	6.2
TOTAL	56	14	958	17.1	61	179	.341	31	100	.310	31	48	.646	14	101	115	2.1	69	0	74	47	13	22	184	3.3

Parker's SEC Statistics at Vanderbilt

Year	GP	GS	Min	Avg	FG	FGA	Pct	3FG	3FGA	Pct	FT	FTA	Pct	Off	Def	Tot	Avg	PF	FO	Ast	TO	Blk	Stl	Pts	Avg
2011-12	16	0	171	10.7	10	23	.435	6	16	.375	4	5	.800	1	18	19	1.2	16	0	9	8	0	2	30	1.9
2012-13	16	14	462	28.9	35	93	.376	18	48	.375	24	37	.649	7	63	70	4.4	37	0	45	27	4	9	112	7.0
TOTAL	32	14	633	19.8	45	116	.388	24	64	.375	28	42	.667	8	81	89	2.8	53	0	54	35	4	11	142	4.4



JAMES SIAKAM

35

RS Freshman, Forward
6'7" 210 lbs.
Douala, Cameroon
Brehm Prep (Ill.)

SEASON HIGHS

Points: 8, vs. Marist (11/23/12)
FG Made: 3, 3x, last at Mississippi St. (2/23/13)
FG Atts: 6, at Mississippi St. (2/23/13)
3FG Made:
3FG Atts:
FT Made: 2, 5x, last at Tennessee (1/29/13)
FT Atts: 6, at Arkansas (1/12/13)
Rebounds: 8, vs. Marist (11/23/12)
Assists: 1, 6x, last vs. Arkansas (2/9/13)
Turnovers: 3, vs. Marist (11/23/12)
Blocks: 2, vs. MTSU (12/21/12)
Steals: 2, vs. Marist (11/23/12)
Minutes: 20, vs. MTSU (12/21/12)

CAREER HIGHS

Points: 8, vs. Marist (11/23/12)
FG Made: 3, 3x, last at Mississippi St. (2/23/13)
FG Atts: 6, at Mississippi St. (2/23/13)
3FG Made:
3FG Atts:
FT Made: 2, 5x, last at Tennessee (1/29/13)
FT Atts: 6, at Arkansas (1/12/13)
Rebounds: 8, vs. Marist (11/23/12)
Assists: 1, 6x, last vs. Arkansas (2/9/13)
Turnovers: 3, vs. Marist (11/23/12)
Blocks: 2, vs. MTSU (12/21/12)
Steals: 2, vs. Marist (11/23/12)
Minutes: 20, vs. MTSU (12/21/12)

SIKAM NOTEBOOK

- ⊛ Played in 20 games this season.
- ⊛ Played 19 minutes at Arkansas (1/12), scored four points and had seven rebounds vs. Razorbacks.
- ⊛ Played 16 minutes at Missouri (1/26), tallied seven points in 16 minutes.
- ⊛ Scored career high eight points and grabbed career high eight rebounds vs. Marist (11/23).
- ⊛ Was a dominant force around the basket vs. St. Xavier in an exhibition game, posting a 22-point, 17-rebound effort - both would have been career highs. He had 11 offensive rebounds, and had a double-double before the first half was complete. Averaged 11 points and 12 rebounds in the two exhibition contests.
- ⊛ Played in 13 games in 2011-12, and averaged 0.5 points and 0.2 rebounds per game.
- ⊛ Appeared in first game of his college career against Cleveland St. (11/13/11); scored first point of career against Bucknell (11/15/11).
- ⊛ Tallied his first collegiate field goal against LSU (2/9/12).
- ⊛ Redshirted in 2010-11.
- ⊛ Averaged 18 points, 10 rebounds, and five blocks per game for his Brehm (Ill.) Prep team.
- ⊛ Chose the Commodores over Southern Illinois, Marquette, Illinois, Florida, Virginia, and UCLA.
- ⊛ Advice to youngsters: "Work hard for whatever you want because nothing is free. Stay humble, and above all, put God first in any of your endeavors."

SIKAM GAME-BY-GAME (RS-SOPHOMORE)

Opponent	M	FG-A	3P-A	FT-A	Reb	PF	A	T	B	S	PTS
N10 Nicholls State	9	1-1	0-0	2-2	1	4	1	0	0	0	4
N16 @Oregon	13	0-1	0-0	0-0	0	0	0	0	0	0	0
N22 Davidson	11	2-2	0-0	0-0	0	1	0	1	0	0	4
N23 Marist	19	3-5	0-0	2-4	8	2	0	3	1	2	8
N25 UTEP	11	0-2	0-0	2-2	4	3	0	1	0	1	2
D1 Villanova	11	0-0	0-0	0-0	1	1	0	0	0	0	0
D6 @Xavier	14	0-0	0-0	1-2	2	3	0	1	0	0	1
D15 Alabama A&M	9	1-1	0-0	1-2	2	2	1	0	0	0	3
D17 Cornell	6	0-0	0-0	0-0	2	0	1	1	1	1	0
D21 vs. MTSU	20	0-0	0-0	0-0	1	3	1	1	2	0	0
D29 Butler	9	0-2	0-0	0-0	2	0	0	2	0	0	0
J2 William & Mary	2	0-0	0-0	0-0	1	0	0	0	0	0	0
J10 Kentucky	DNP										
J12 @Arkansas	19	1-4	0-0	2-6	7	4	0	2	0	1	4
J15 Ole Miss	1	0-0	0-0	0-0	0	0	0	0	0	0	0
J19 @South Carolina	DNP										
J23 Auburn	DNP										
J26 @Missouri	16	3-6	0-0	1-3	4	3	1	1	1	1	7
J29 @Tennessee*	13	1-2	0-0	2-2	2	1	0	1	0	0	4
F2 Alabama	8	2-2	0-0	0-0	0	1	0	1	0	0	4
F6 @LSU	9	1-2	0-0	0-1	1	0	0	0	0	0	2
F9 Arkansas	3	0-0	0-0	0-0	1	1	1	0	0	1	0
F13 Tennessee	3	0-0	0-0	0-0	0	0	0	1	0	0	0
F16 Texas A&M	DNP										
F20 @Kentucky	DNP										
F23 @Mississippi St.	13	3-6	0-0	0-0	7	0	0	0	0	0	6
F27 Georgia	DNP										
M2 @Auburn	DNP										
M6 @Florida											
M9 South Carolina											

Siakam's Overall Statistics at Vanderbilt

Year	GP	GS	Min	Avg	FG	FGA	Pct	3FG	3FGA	Pct	FT	FTA	Pct	Off	Def	Tot	Avg	PF	FO	Ast	TO	Blk	Stl	Pts	Avg
2011-12	13	0	25	1.9	2	5	.400	0	0	.000	2	4	.500	1	1	2	0.2	3	0	0	1	1	0	6	0.5
2012-13	21	1	219	10.4	18	36	.500	0	0	.000	13	26	.500	25	21	46	2.2	29	0	6	16	5	7	49	2.3
TOTAL	34	1	244	7.2	20	41	.488	0	0	.000	15	30	.500	26	22	48	1.4	32	0	6	17	6	7	55	1.6

Siakam's SEC Statistics at Vanderbilt

Year	GP	GS	Min	Avg	FG	FGA	Pct	3FG	3FGA	Pct	FT	FTA	Pct	Off	Def	Tot	Avg	PF	FO	Ast	TO	Blk	Stl	Pts	Avg
2011-12	6	0	9	1.5	2	2	1.000	0	0	.000	0	0	.000	1	1	2	0.3	3	0	0	0	0	0	4	0.7
2012-13	9	1	85	9.4	11	22	.500	0	0	.000	5	12	.417	11	11	22	2.4	10	0	2	6	1	3	27	3.0
TOTAL	15	1	94	6.3	13	24	.542	0	0	.000	5	12	.417	12	12	24	1.6	13	0	2	6	1	3	31	2.1



NATHAN WATKINS

10 Freshman, Guard
6'5" 190 lbs.
Brentwood, Tenn.
Ensworth School

SEASON HIGHS

- Points:**
- FG Made:**
- FG Atts:** 1, at Mississippi State (2/23/13)
- 3FG Made:**
- 3FG Atts:** 1, at Mississippi State (2/23/13)
- FT Made:**
- FT Atts:**
- Rebounds:** 1, vs. Alabama A&M (12/15/12)
- Assists:**
- Turnovers:** 2, vs. Alabama A&M (12/15/12)
- Blocks:**
- Steals:** 1, at Mississippi State (2/23/13)
- Minutes:** 2, at Mississippi State (2/23/13)

CAREER HIGHS

- Points:**
- FG Made:**
- FG Atts:** 1, at Mississippi State (2/23/13)
- 3FG Made:**
- 3FG Atts:** 1, at Mississippi State (2/23/13)
- FT Made:**
- FT Atts:**
- Rebounds:** 1, vs. Alabama A&M (12/15/12)
- Assists:**
- Turnovers:** 2, vs. Alabama A&M (12/15/12)
- Blocks:**
- Steals:** 1, at Mississippi State (2/23/13)
- Minutes:** 2, at Mississippi State (2/23/13)

MISCELLANEOUS

WATKINS NOTEBOOK

- ☛ Walk-on guard from Brentwood, Tenn., who played at Ensworth School in Nashville.
- ☛ Averaged 13 points and five rebounds in his senior season at Ensworth, where he was team captain.
- ☛ In his junior and senior years, he was a part of two state and regional championship teams, and his Ensworth squad claimed the 2012 Naples Daily News Tournament Championship.
- ☛ Individually, he was named to the TSSAA State All-Tournament team and the Tennessee Prep Hoops All-Region team in his senior season, while also being named a finalist for the Moss-Oliver Award, an award the Nashville City Civitan Club presents annually to a girl and boy basketball player from a Nashville high school who excels in athletics, academics, school activities and community involvement.
- ☛ Undecided on major at Vanderbilt.
- ☛ Advice to youngsters: "Never be satisfied with where you're at."

WATKINS GAME-BY-GAME (FRESHMAN)

Opponent	M	FG-A	3P-A	FT-A	Reb	PF	A	T	B	S	PTS
N10 Nicholls State	DNP										
N16 @Oregon	DNP										
N22 Davidson	DNP										
N23 Marist	DNP										
N25 UTEP	1	0-0	0-0	0-0	0	0	0	0	0	0	0
D1 Villanova	DNP										
D6 @Xavier	DNP										
D15 Alabama A&M	1	0-0	0-0	0-0	1	0	0	2	0	0	0
D17 Cornell	DNP										
D21 vs. MTSU	DNP										
D29 Butler	DNP										
J2 William & Mary	DNP										
J10 Kentucky	DNP										
J12 @Arkansas	DNP										
J15 Ole Miss	DNP										
J19 @South Carolina	DNP										
J23 Auburn	DNP										
J26 @Missouri	DNP										
J29 @Tennessee	DNP										
F2 Alabama	DNP										
F6 @LSU	DNP										
F9 Arkansas	DNP										
F13 Tennessee	DNP										
F16 Texas A&M	DNP										
F20 @Kentucky	DNP										
F23 @Mississippi St.	2	0-1	0-1	0-0	0	0	0	0	0	1	0
F27 Georgia	DNP										
M2 @Auburn	DNP										
M6 @Florida											
M9 South Carolina											

Watkins' Overall Statistics at Vanderbilt

Year	GP	GS	Min	Avg	FG	FGA	Pct	3FG	3FGA	Pct	FT	FTA	Pct	Off	Def	Tot	Avg	PF	FO	Ast	TO	Blk	Stl	Pts	Avg
2012-13	3	0	4	1.3	0	1	.000	0	1	.000	0	0	.000	0	1	1	0.3	0	0	0	2	0	1	0	0.0
TOTAL	3	0	4	1.3	0	1	.000	0	1	.000	0	0	.000	0	1	1	0.3	0	0	0	2	0	1	0	0.0

Watkins' SEC Statistics at Vanderbilt

Year	GP	GS	Min	Avg	FG	FGA	Pct	3FG	3FGA	Pct	FT	FTA	Pct	Off	Def	Tot	Avg	PF	FO	Ast	TO	Blk	Stl	Pts	Avg
2012-13	1	0	2	2.0	0	1	.000	0	1	.000	0	0	.000	0	0	0	0.0	0	0	0	0	0	1	0	0.0
TOTAL	1	0	2	2.0	0	1	.000	0	1	.000	0	0	.000	0	0	0	0.0	0	0	0	0	0	1	0	0.0



2012-13 Vanderbilt Basketball
Vanderbilt Combined Team Statistics (as of Mar 04, 2013)
All games



RECORD:	OVERALL	HOME	AWAY	NEUTRAL
ALL GAMES	13-15	8-6	4-7	1-2
CONFERENCE	7-9	4-4	3-5	0-0
NON-CONFERENCE	6-6	4-2	1-2	1-2

#	Player	gp-gs	min	avg	Total		3-Point		F-Throw		Rebounds			pf	dq	a	to	blk	stl	pts	avg	
					fg-fga	fg%	3fg-fga	3fg%	ft-fa	ft%	off	def	tot									
02	JOHNSON, Kedren	28-28	894	31.9	128-310	.413	51-139	.367	75-108	.694	15	92	107	3.8	59	0	104	84	14	31	382	13.6
00	ODOM, Rod	28-27	844	30.1	90-246	.366	45-128	.352	60-88	.682	46	71	117	4.2	61	2	24	42	18	13	285	10.2
11	FULLER, Kyle	28-14	757	27.0	84-221	.380	25-92	.272	56-82	.683	4	66	70	2.5	34	0	59	44	2	17	249	8.9
15	BRIGHT, Kevin	28-24	818	29.2	65-155	.419	47-106	.443	18-32	.563	31	126	157	5.6	46	0	32	42	12	15	195	7.0
24	PARKER, Dai-Jon	20-14	560	28.0	39-108	.361	20-56	.357	25-39	.641	9	71	80	4.0	41	0	49	30	7	13	123	6.2
21	JETER, Sheldon	28-7	478	17.1	56-114	.491	22-51	.431	23-37	.622	26	73	99	3.5	53	0	11	22	15	15	157	5.6
40	HENDERSON, Josh	28-16	579	20.7	65-132	.492	0-1	.000	27-52	.519	35	53	88	3.1	65	1	22	43	22	18	157	5.6
34	MOATS, Shelby	26-9	447	17.2	32-78	.410	10-35	.286	9-26	.346	31	47	78	3.0	56	2	22	18	1	9	83	3.2
35	SIAKAM, James	21-1	219	10.4	18-36	.500	0-0	.000	13-26	.500	25	21	46	2.2	29	0	6	16	5	7	49	2.3
20	ASTROTH, A.J.	6-0	38	6.3	2-9	.222	0-5	.000	0-0	.000	1	4	5	0.8	3	0	3	2	0	1	4	0.7
14	JOSEPHS, Carter	4-0	5	1.3	1-1	1.000	0-0	.000	0-0	.000	0	0	0	0.0	1	0	0	0	0	0	2	0.5
33	KEHRIS, Andris	2-0	3	1.5	0-0	.000	0-0	.000	0-0	.000	0	1	1	0.5	1	0	0	0	0	0	0	0.0
10	WATKINS, Nathan	3-0	4	1.3	0-1	.000	0-1	.000	0-0	.000	0	1	1	0.3	0	0	0	2	0	1	0	0.0
05	GENDELMAN, Alex	3-0	4	1.3	0-2	.000	0-2	.000	0-0	.000	0	0	0	0.0	0	0	0	0	0	0	0	0.0
Team											39	34	73		3		8					
Total.....		28	5650		580-1413	.410	220-616	.357	306-490	.624	262	660	922	32.9	452	5	332	353	96	140	1686	60.2
Opponents.....		28	5650		591-1453	.407	155-501	.309	333-469	.710	273	665	938	33.5	462	-	293	333	94	164	1670	59.6

TEAM STATISTICS	VU	OPP	Date	Opponent	Score	Att.
SCORING	1686	1670	11/10/12	NICHOLLS STATE	w 80-65	7655
Points per game	60.2	59.6	11/16/12	at Oregon	L 48-74	9137
Scoring margin	+0.6	-	+ 11/22/12	vs Davidson	L 62-75	3423
FIELD GOALS-ATT	580-1413	591-1453	+ 11/23/12	vs MARIST	L 33-50	2927
Field goal pct	.410	.407	+ 11/25/12	vs UTEP	w 73-49	1080
3 POINT FG-ATT	220-616	155-501	12/01/12	VILLANOVA	L 52-62	9365
3-point FG pct	.357	.309	12/06/12	at Xavier	Wot 66-64	10011
3-pt FG made per game	7.9	5.5	12/15/12	ALABAMA A&M	w 71-46	9880
FREE THROWS-ATT	306-490	333-469	12/17/12	CORNELL	w 66-55	9716
Free throw pct	.624	.710	12/21/12	at Middle Tennessee	L 52-56	8307
F-Throws made per game	10.9	11.9	12/29/12	BUTLER	L 49-68	11990
REBOUNDS	922	938	01/02/13	WILLIAM & MARY	w 64-50	9965
Rebounds per game	32.9	33.5	* 01/10/13	KENTUCKY	L 58-60	14316
Rebounding margin	-0.6	-	* 01/12/13	at Arkansas	L 33-56	14315
ASSISTS	332	293	* 01/15/13	OLE MISS	Lot 79-89	8851
Assists per game	11.9	10.5	* 01/19/13	at South Carolina	w 58-51	11175
TURNOVERS	353	333	* 01/23/13	AUBURN	w 73-61	9961
Turnovers per game	12.6	11.9	* 01/26/13	at Missouri	L 59-81	15061
Turnover margin	-0.7	-	* 01/29/13	at Tennessee	L 57-58	16391
Assist/turnover ratio	0.9	0.9	* 02/02/13	ALABAMA	L 54-58	12345
STEALS	140	164	* 02/06/13	at LSU	L 56-57	7075
Steals per game	5.0	5.9	* 02/09/13	ARKANSAS	w 67-49	10886
BLOCKS	96	94	* 02/13/13	TENNESSEE	L 46-58	12868
Blocks per game	3.4	3.4	* 02/16/13	TEXAS A&M	w 63-56	11269
ATTENDANCE	149278	135526	* 02/20/13	at Kentucky	L 70-74	22887
Home games-Avg/Game	14-10663	11-11645	* 02-23-13	at Mississippi State	w 72-31	6442
Neutral site-Avg/Game	-	3-2477	* 02/27/13	GEORGIA	w 63-62	10211
			* 03-02-13	at Auburn	w 62-55	7295

Score by Periods	1st	2nd	OT	Totals
Vanderbilt	752	921	13	1686
Opponents	794	855	21	1670

+ = 2012 Old Spice Classic, Orlando, Fla., HP Fieldhouse
 * = Conference game



2012-13 Vanderbilt Basketball
Vanderbilt Combined Team Statistics (as of Mar 02, 2013)
Conference games



RECORD:	OVERALL	HOME	AWAY	NEUTRAL
ALL GAMES	7-9	4-4	3-5	0-0
CONFERENCE	7-9	4-4	3-5	0-0
NON-CONFERENCE	0-0	0-0	0-0	0-0

#	Player	gp-gs	min	avg	Total		3-Point		F-Throw		Rebounds				pf	dq	a	to	blk	stl	pts	avg
					fg-fga	fg%	3fg-fga	3fg%	ft-fa	ft%	off	def	tot	avg								
02	JOHNSON, Kedren	16-16	492	30.8	56-157	.357	24-70	.343	47-61	.770	9	51	60	3.8	32	0	72	46	8	12	183	11.4
00	ODOM, Rod	16-15	484	30.3	52-139	.374	28-75	.373	38-53	.717	30	37	67	4.2	34	1	14	21	9	4	170	10.6
15	BRIGHT, Kevin	16-12	461	28.8	38-95	.400	30-73	.411	10-17	.588	19	61	80	5.0	29	0	16	21	9	10	116	7.3
24	PARKER, Dai-Jon	16-14	462	28.9	35-93	.376	18-48	.375	24-37	.649	7	63	70	4.4	37	0	45	27	4	9	112	7.0
21	JETER, Sheldon	16-7	312	19.5	37-77	.481	14-35	.400	22-33	.667	19	50	69	4.3	33	0	7	13	9	7	110	6.9
11	FULLER, Kyle	16-2	351	21.9	34-100	.340	13-45	.289	25-35	.714	2	33	35	2.2	16	0	28	21	0	5	106	6.6
40	HENDERSON, Josh	16-8	327	20.4	42-80	.525	0-1	.000	17-32	.531	16	34	50	3.1	37	1	7	27	14	8	101	6.3
35	SIKAM, James	9-1	85	9.4	11-22	.500	0-0	.000	5-12	.417	11	11	22	2.4	10	0	2	6	1	3	27	3.0
34	MOATS, Shelby	14-5	216	15.4	18-34	.529	4-12	.333	1-8	.125	15	25	40	2.9	23	0	8	8	0	3	41	2.9
14	JOSEPHS, Carter	1-0	2	2.0	1-1	1.000	0-0	.000	0-0	.000	0	0	0	0.0	1	0	0	0	0	0	2	2.0
20	ASTROTH, A.J.	3-0	27	9.0	1-6	.167	0-4	.000	0-0	.000	1	3	4	1.3	3	0	2	2	0	1	2	0.7
10	WATKINS, Nathan	1-0	2	2.0	0-1	.000	0-1	.000	0-0	.000	0	0	0	0.0	0	0	0	0	0	1	0	0.0
33	KEHRIS, Andris	1-0	2	2.0	0-0	.000	0-0	.000	0-0	.000	0	0	0	0.0	0	0	0	0	0	0	0	0.0
05	GENDELMAN, Alex	1-0	2	2.0	0-1	.000	0-1	.000	0-0	.000	0	0	0	0.0	0	0	0	0	0	0	0	0.0
Team											23	23	46		1		6					
Total.....		16	3225		325-806	.403	131-365	.359	189-288	.656	152	391	543	33.9	256	2	201	198	54	63	970	60.6
Opponents.....		16	3225		339-841	.403	84-275	.305	194-271	.716	151	380	531	33.2	262	-	160	173	65	100	956	59.8

TEAM STATISTICS	VU	OPP	Date	Opponent	Score	Att.
SCORING	970	956	* 01/10/13	KENTUCKY	L 58-60	14316
Points per game	60.6	59.8	* 01/12/13	at Arkansas	L 33-56	14315
Scoring margin	+0.9	-	* 01/15/13	OLE MISS	Lot 79-89	8851
FIELD GOALS-ATT	325-806	339-841	* 01/19/13	at South Carolina	w 58-51	11175
Field goal pct	.403	.403	* 01/23/13	AUBURN	w 73-61	9961
3 POINT FG-ATT	131-365	84-275	* 01/26/13	at Missouri	L 59-81	15061
3-point FG pct	.359	.305	* 01/29/13	at Tennessee	L 57-58	16391
3-pt FG made per game	8.2	5.3	* 02/02/13	ALABAMA	L 54-58	12345
FREE THROWS-ATT	189-288	194-271	* 02/06/13	at LSU	L 56-57	7075
Free throw pct	.656	.716	* 02/09/13	ARKANSAS	w 67-49	10886
F-Throws made per game	11.8	12.1	* 02/13/13	TENNESSEE	L 46-58	12868
REBOUNDS	543	531	* 02/16/13	TEXAS A&M	w 63-56	11269
Rebounds per game	33.9	33.2	* 02/20/13	at Kentucky	L 70-74	22887
Rebounding margin	+0.8	-	* 02-23-13	at Mississippi State	w 72-31	6442
ASSISTS	201	160	* 02/27/13	GEORGIA	w 63-62	10211
Assists per game	12.6	10.0	* 03-02-13	at Auburn	w 62-55	7295
TURNOVERS	198	173				
Turnovers per game	12.4	10.8				
Turnover margin	-1.6	-				
Assist/turnover ratio	1.0	0.9				
STEALS	63	100				
Steals per game	3.9	6.3				
BLOCKS	54	65				
Blocks per game	3.4	4.1				
ATTENDANCE	90707	100641				
Home games-Avg/Game	8-11338	8-12580				
Neutral site-Avg/Game	-	0-0				

+ = 2012 Old Spice Classic, Orlando, Fla., HP Fieldhouse
 * = Conference game

Score by Periods	1st	2nd	OT	Totals
Vanderbilt	433	536	1	970
Opponents	467	478	11	956



2012-13 Vanderbilt Basketball
 Vanderbilt Team Game-by-Game (as of Mar 04, 2013)
 All games



TEAM STATISTICS

Opponent	Date	Score		Total		3-Pointers		Free throws		Rebounds				pf	a	t/o	blk	stl	pts	avg
				fg-fga	pct	3fg-fga	pct	ft-fa	pct	off	def	tot	avg							
NICHOLLS STATE	11/10/12	80-65	W	28-57	.491	12-26	.462	12-18	.667	8	27	35	35.0	14	17	10	2	4	80	80.0
at Oregon	11/16/12	48-74	L	16-47	.340	4-21	.190	12-20	.600	8	21	29	32.0	19	9	18	0	4	48	64.0
vs Davidson	11/22/12	62-75	L	25-56	.446	6-18	.333	6-8	.750	9	20	29	31.0	15	6	12	3	1	62	63.3
vs MARIST	11/23/12	33-50	L	14-61	.230	2-20	.100	3-6	.500	16	27	43	34.0	15	4	13	3	9	33	55.8
vs UTEP	11/25/12	73-49	W	25-49	.510	9-19	.474	14-19	.737	7	18	25	32.2	18	10	12	1	15	73	59.2
VILLANOVA	12/01/12	52-62	L	17-46	.370	9-26	.346	9-14	.643	4	24	28	31.5	18	12	13	2	5	52	58.0
at Xavier	12/06/12	66-64	Wot	22-49	.449	9-27	.333	13-25	.520	11	20	31	31.4	19	11	13	5	8	66	59.1
ALABAMA A&M	12/15/12	71-46	W	26-51	.510	10-21	.476	9-19	.474	14	23	37	32.1	17	17	10	3	7	71	60.6
CORNELL	12/17/12	66-55	W	23-45	.511	10-20	.500	10-19	.526	5	32	37	32.7	16	16	15	8	4	66	61.2
at Middle Tennessee	12/21/12	52-56	L	18-42	.429	3-12	.250	13-19	.684	7	18	25	31.9	17	8	18	2	10	52	60.3
BUTLER	12/29/12	49-68	L	17-51	.333	7-17	.412	8-19	.421	9	18	27	31.5	16	7	9	3	3	49	59.3
WILLIAM & MARY	01/02/13	64-50	W	24-53	.453	8-24	.333	8-16	.500	12	21	33	31.6	12	14	12	10	7	64	59.7
KENTUCKY	01/10/13	58-60	L	23-70	.329	8-30	.267	4-8	.500	20	22	42	32.4	14	9	13	2	7	58	59.5
at Arkansas	01/12/13	33-56	L	10-40	.250	2-15	.133	11-17	.647	9	20	29	32.1	12	7	26	2	6	33	57.6
OLE MISS	01/15/13	79-89	Lot	26-58	.448	17-40	.425	10-23	.435	11	24	35	32.3	19	20	12	1	5	79	59.1
at South Carolina	01/19/13	58-51	W	16-37	.432	6-13	.462	20-33	.606	6	34	40	32.8	21	15	18	2	1	58	59.0
AUBURN	01/23/13	73-61	W	20-49	.408	9-24	.375	24-30	.800	11	26	37	33.1	14	14	13	2	4	73	59.8
at Missouri	01/26/13	59-81	L	24-54	.444	8-24	.333	3-10	.300	5	13	18	32.2	11	13	10	2	7	59	59.8
at Tennessee	01/29/13	57-58	L	21-49	.429	4-11	.364	11-14	.786	8	23	31	32.2	16	8	10	3	4	57	59.6
ALABAMA	02/02/13	54-58	L	19-39	.487	8-15	.533	8-12	.667	6	25	31	32.1	12	10	17	8	3	54	59.3
at LSU	02/06/13	56-57	L	17-54	.315	8-27	.296	14-19	.737	11	27	38	32.4	19	11	11	6	5	56	59.2
ARKANSAS	02/09/13	67-49	W	21-42	.500	9-22	.409	16-23	.696	7	28	35	32.5	17	15	15	7	6	67	59.5
TENNESSEE	02/13/13	46-58	L	20-53	.377	3-14	.214	3-6	.500	9	19	28	32.3	12	10	11	4	3	46	59.0
TEXAS A&M	02/16/13	63-56	W	22-48	.458	10-26	.385	9-15	.600	8	23	31	32.2	16	15	9	5	4	63	59.1
at Kentucky	02/20/13	70-74	L	23-52	.442	10-22	.455	14-22	.636	9	21	30	32.2	18	13	7	2	2	70	59.6
at Mississippi State	02-23-13	72-31	W	28-61	.459	11-31	.355	5-7	.714	20	31	51	32.9	18	19	13	3	1	72	60.0
GEORGIA	02/27/13	63-62	W	19-51	.373	8-25	.320	17-18	.944	5	23	28	32.7	17	10	4	3	3	63	60.1
at Auburn	03-02-13	62-55	W	16-49	.327	10-26	.385	20-31	.645	7	32	39	32.9	20	12	9	2	2	62	60.2
Vanderbilt		1686		580-1413	.410	220-616	.357	306-490	.624	262	660	922	32.9	452	332	353	96	140	1686	60.2
Opponents		1670		591-1453	.407	155-501	.309	333-469	.710	273	665	938	33.5	462	293	333	94	164	1670	59.6

Games played: 28
 Points/game: 60.2
 FG Pct: 41.0
 3FG Pct: 35.7
 FT Pct: 62.4

Rebounds/game: 32.9
 Assists/game: 11.9
 Turnovers/game: 12.6
 Assist/turnover ratio: 0.9
 Steals/game: 5.0
 Blocks/game: 3.4



2012-13 Vanderbilt Basketball
 Vanderbilt Opponent Game-by-Game (as of Mar 04, 2013)
 All games



OPPONENT STATISTICS

Opponent	Date	Score		Total		3-Pointers		Free throws		Rebounds				pf	a	t/o	blk	stl	pts	avg
				fg-fga	pct	3fg-fga	pct	ft-fa	pct	off	def	tot	avg							
NICHOLLS STATE	11/10/12	80-65	W	25-58	.431	7-21	.333	8-11	.727	7	23	30	30.0	18	11	12	3	2	65	65.0
at Oregon	11/16/12	48-74	L	25-55	.455	6-22	.273	18-22	.818	8	27	35	32.5	23	16	13	2	9	74	69.5
vs Davidson	11/22/12	62-75	L	29-58	.500	9-21	.429	8-10	.800	10	22	32	32.3	11	14	9	2	4	75	71.3
vs MARIST	11/23/12	33-50	L	18-49	.367	9-23	.391	5-13	.385	10	33	43	35.0	10	9	14	3	6	50	66.0
vs UTEP	11/25/12	73-49	W	17-39	.436	4-13	.308	11-15	.733	5	19	24	32.8	15	11	20	3	2	49	62.6
VILLANOVA	12/01/12	52-62	L	19-46	.413	6-15	.400	18-25	.720	8	26	34	33.0	15	9	13	3	6	62	62.5
at Xavier	12/06/12	66-64	Wot	25-55	.455	5-20	.250	9-17	.529	13	20	33	33.0	22	14	11	0	7	64	62.7
ALABAMA A&M	12/15/12	71-46	W	15-46	.326	4-17	.235	12-17	.706	11	18	29	32.5	15	7	13	0	4	46	60.6
CORNELL	12/17/12	66-55	W	18-60	.300	5-28	.179	14-19	.737	13	23	36	32.9	17	9	9	5	4	55	60.0
at Middle Tennessee	12/21/12	52-56	L	21-48	.438	3-8	.375	11-16	.688	14	20	34	33.0	22	10	20	3	10	56	59.6
BUTLER	12/29/12	49-68	L	24-51	.471	8-20	.400	12-17	.706	11	31	42	33.8	18	13	12	2	5	68	60.4
WILLIAM & MARY	01/02/13	64-50	W	16-47	.340	5-18	.278	13-16	.813	12	23	35	33.9	14	10	14	3	5	50	59.5
KENTUCKY	01/10/13	58-60	L	24-53	.453	3-17	.176	9-15	.600	9	28	37	34.2	15	12	16	8	7	60	59.5
at Arkansas	01/12/13	33-56	L	22-52	.423	3-18	.167	9-10	.900	8	24	32	34.0	16	9	16	5	14	56	59.3
OLE MISS	01/15/13	79-89	Lot	32-62	.516	6-18	.333	19-27	.704	12	26	38	34.3	16	9	10	4	6	89	61.3
at South Carolina	01/19/13	58-51	W	14-59	.237	4-21	.190	19-25	.760	12	21	33	34.2	24	7	7	2	9	51	60.6
AUBURN	01/23/13	73-61	W	22-53	.415	9-24	.375	8-9	.889	6	23	29	33.9	26	13	15	4	7	61	60.6
at Missouri	01/26/13	59-81	L	28-51	.549	11-21	.524	14-16	.875	11	29	40	34.2	16	15	14	3	6	81	61.8
at Tennessee	01/29/13	57-58	L	21-50	.420	3-10	.300	13-19	.684	12	21	33	34.2	12	10	10	7	3	58	61.6
ALABAMA	02/02/13	54-58	L	19-50	.380	7-16	.438	13-18	.722	10	17	27	33.8	15	8	9	3	12	58	61.4
at LSU	02/06/13	56-57	L	18-50	.360	9-21	.429	12-19	.632	8	29	37	34.0	14	13	11	4	5	57	61.2
ARKANSAS	02/09/13	67-49	W	16-52	.308	6-18	.333	11-17	.647	11	19	30	33.8	19	7	12	2	11	49	60.6
TENNESSEE	02/13/13	46-58	L	24-56	.429	4-14	.286	6-8	.750	13	25	38	34.0	9	11	9	6	3	58	60.5
TEXAS A&M	02/16/13	63-56	W	23-52	.442	3-12	.250	7-11	.636	9	23	32	33.9	16	10	9	3	2	56	60.3
at Kentucky	02/20/13	70-74	L	29-56	.518	4-12	.333	12-21	.571	11	25	36	34.0	16	14	7	5	4	74	60.9
at Mississippi State	02-23-13	72-31	W	7-40	.175	2-19	.105	15-18	.833	3	14	17	33.3	10	4	11	2	6	31	59.7
GEORGIA	02/27/13	63-62	W	20-49	.408	7-16	.438	15-19	.789	9	27	36	33.4	11	8	9	2	1	62	59.8
at Auburn	03-02-13	62-55	W	20-56	.357	3-18	.167	12-19	.632	7	29	36	33.5	27	10	8	5	4	55	59.6
Opponents		1670		591-1453	.407	155-501	.309	333-469	.710	273	665	938	33.5	462	293	333	94	164	1670	59.6
Vanderbilt		1686		580-1413	.410	220-616	.357	306-490	.624	262	660	922	32.9	452	332	353	96	140	1686	60.2

Games played: 28
 Points/game: 59.6
 FG Pct: 40.7
 3FG Pct: 30.9
 FT Pct: 71.0

Rebounds/game: 33.5
 Assists/game: 10.5
 Turnovers/game: 11.9
 Assist/turnover ratio: 0.9
 Steals/game: 5.9
 Blocks/game: 3.4



2012-13 Vanderbilt Basketball
 Vanderbilt Points-Rebounds-Assists (as of Mar 04, 2013)
 All games



Opponent	Date	Score	00		02		05		10		11		14		15	
			ODOM,ROD	JOHNSON,KE	GENDELMAN,	WATKINS,NA	FULLER,KYL	JOSEPHS,CA	BRIGHT,KEV							
NICHOLLS STATE	11/10/12	80-65	w	7-7-1	25-6-6	DNP	DNP	15-3-6	DNP	15-8-1						
at Oregon	11/16/12	48-74	L	9-3-1	14-4-3	DNP	DNP	17-1-1	0-0-0	5-8-1						
vs Davidson	11/22/12	62-75	L	6-4-1	28-3-1	DNP	DNP	14-6-1	DNP	0-4-2						
vs MARIST	11/23/12	33-50	L	5-4-0	4-8-3	DNP	DNP	4-0-1	DNP	3-8-0						
vs UTEP	11/25/12	73-49	w	16-7-0	17-2-0	0-0-0	0-0-0	14-2-5	0-0-0	6-3-1						
VILLANOVA	12/01/12	52-62	L	14-2-1	12-5-4	DNP	DNP	4-3-2	DNP	12-12-4						
at Xavier	12/06/12	66-64	w	7-2-0	19-4-3	DNP	DNP	25-4-5	DNP	11-10-0						
ALABAMA A&M	12/15/12	71-46	w	17-2-2	19-4-3	0-0-0	0-1-0	7-2-3	0-0-0	5-8-3						
CORNELL	12/17/12	66-55	w	13-7-2	15-4-1	DNP	DNP	17-6-3	DNP	8-5-3						
at Middle Tennessee	12/21/12	52-56	L	5-2-0	25-2-2	DNP	DNP	8-2-0	DNP	4-6-0						
BUTLER	12/29/12	49-68	L	4-5-0	9-2-4	DNP	DNP	10-2-0	DNP	3-2-0						
WILLIAM & MARY	01/02/13	64-50	w	12-5-2	12-3-2	DNP	DNP	8-4-4	DNP	7-3-1						
KENTUCKY	01/10/13	58-60	L	12-4-0	18-2-6	DNP	DNP	7-3-0	DNP	0-7-0						
at Arkansas	01/12/13	33-56	L	5-4-0	3-2-2	DNP	DNP	4-0-1	DNP	4-2-0						
OLE MISS	01/15/13	79-89	L	9-4-1	19-2-8	DNP	DNP	3-2-0	DNP	12-4-1						
at South Carolina	01/19/13	58-51	w	8-4-1	3-8-4	DNP	DNP	12-5-2	DNP	8-7-3						
AUBURN	01/23/13	73-61	w	8-6-0	15-7-4	DNP	DNP	14-5-3	DNP	12-3-1						
at Missouri	01/26/13	59-81	L	17-3-2	11-2-3	DNP	DNP	0-0-1	DNP	8-2-2						
at Tennessee	01/29/13	57-58	L	2-1-1	14-1-1	DNP	DNP	6-4-2	DNP	3-6-1						
ALABAMA	02/02/13	54-58	L	8-6-0	15-7-3	DNP	DNP	13-1-0	DNP	5-3-3						
at LSU	02/06/13	56-57	L	20-5-1	7-4-5	DNP	DNP	2-0-0	DNP	8-2-0						
ARKANSAS	02/09/13	67-49	w	15-3-2	9-6-5	DNP	DNP	8-3-2	DNP	8-7-2						
TENNESSEE	02/13/13	46-58	L	6-5-0	11-4-4	DNP	DNP	7-2-1	DNP	3-11-1						
TEXAS A&M	02/16/13	63-56	w	19-7-4	5-2-2	DNP	DNP	9-5-6	DNP	0-2-0						
at Kentucky	02/20/13	70-74	L	16-1-0	17-4-7	DNP	DNP	14-2-1	DNP	5-6-2						
at Mississippi State	02-23-13	72-31	w	13-5-2	3-1-5	0-0-0	0-0-0	2-0-4	2-0-0	15-4-0						
GEORGIA	02/27/13	63-62	w	5-2-0	17-3-5	DNP	DNP	2-1-3	DNP	11-6-0						
at Auburn	03-02-13	62-55	w	7-7-0	16-5-8	DNP	DNP	3-2-2	DNP	14-8-0						

Opponent	Date	Score	20		21		24		33		34		35		40	
			ASTROTH,AJ	JETER,SHEL	PARKER,DAI	KEHRIS,AND	MOATS,SHEL	SIAKAM,JAM	HENDERSON,							
NICHOLLS STATE	11/10/12	80-65	w	DNP	3-3-1	DNP	DNP	8-2-1	4-1-1	3-2-0						
at Oregon	11/16/12	48-74	L	0-0-0	0-5-0	DNP	DNP	0-2-1	0-0-0	3-5-2						
vs Davidson	11/22/12	62-75	L	DNP	6-4-0	DNP	DNP	0-2-1	4-0-0	4-3-0						
vs MARIST	11/23/12	33-50	L	DNP	3-2-0	DNP	DNP	2-7-0	8-8-0	4-4-0						
vs UTEP	11/25/12	73-49	w	DNP	5-1-1	DNP	DNP	8-5-3	2-4-0	5-1-0						
VILLANOVA	12/01/12	52-62	L	DNP	3-0-0	DNP	DNP	6-1-1	0-1-0	1-3-0						
at Xavier	12/06/12	66-64	w	DNP	0-1-0	DNP	DNP	3-5-1	1-2-0	0-1-2						
ALABAMA A&M	12/15/12	71-46	w	2-1-1	5-6-1	DNP	0-1-0	0-4-1	3-2-1	13-4-2						
CORNELL	12/17/12	66-55	w	DNP	0-1-0	2-3-1	DNP	0-1-3	0-2-1	11-5-2						
at Middle Tennessee	12/21/12	52-56	L	DNP	3-2-0	0-2-1	DNP	5-2-2	0-1-1	2-2-2						
BUTLER	12/29/12	49-68	L	0-0-0	5-3-1	5-2-0	DNP	8-5-0	0-2-0	5-1-2						
WILLIAM & MARY	01/02/13	64-50	w	DNP	14-2-0	4-3-2	DNP	2-2-0	0-1-0	5-7-3						
KENTUCKY	01/10/13	58-60	L	DNP	4-5-0	8-4-1	DNP	9-10-1	DNP	0-2-1						
at Arkansas	01/12/13	33-56	L	0-4-1	8-4-0	0-1-2	DNP	3-1-0	4-7-0	2-3-1						
OLE MISS	01/15/13	79-89	L	DNP	13-4-2	16-6-4	DNP	2-8-4	0-0-0	5-2-0						
at South Carolina	01/19/13	58-51	w	DNP	8-6-1	11-5-3	DNP	3-0-1	DNP	5-3-0						
AUBURN	01/23/13	73-61	w	DNP	10-3-1	6-2-4	DNP	4-3-0	DNP	4-4-1						
at Missouri	01/26/13	59-81	L	2-0-1	4-3-0	8-2-3	DNP	2-1-0	7-4-1	0-0-0						
at Tennessee	01/29/13	57-58	L	DNP	8-7-0	7-1-2	DNP	0-1-0	4-2-0	13-3-1						
ALABAMA	02/02/13	54-58	L	DNP	3-5-0	0-0-3	DNP	DNP	4-0-0	6-4-1						
at LSU	02/06/13	56-57	L	DNP	6-7-1	11-9-4	DNP	0-1-0	2-1-0	0-5-0						
ARKANSAS	02/09/13	67-49	w	DNP	13-3-1	3-6-2	DNP	DNP	0-1-1	11-4-0						
TENNESSEE	02/13/13	46-58	L	DNP	4-3-0	7-1-3	DNP	4-0-0	0-0-0	4-1-1						
TEXAS A&M	02/16/13	63-56	w	DNP	0-2-0	17-5-2	DNP	2-1-0	DNP	11-5-1						
at Kentucky	02/20/13	70-74	L	DNP	4-2-0	1-7-3	DNP	0-5-0	DNP	13-2-0						
at Mississippi State	02-23-13	72-31	w	0-0-0	11-9-1	5-13-6	0-0-0	7-5-1	6-7-0	8-3-0						
GEORGIA	02/27/13	63-62	w	DNP	14-4-0	4-4-2	DNP	2-1-0	DNP	8-5-0						
at Auburn	03-02-13	62-55	w	DNP	0-2-0	8-4-1	DNP	3-3-1	DNP	11-4-0						



2012-13 Vanderbilt Basketball
 Vanderbilt Game-by-Game Highs (as of Mar 04, 2013)
 All games



Opponent	Date	Score	Points	Rebounds	Assists	Steals	Blocked shots
NICHOLLS STATE	11/10/12	80-65	25-JOHNSON, Kedre	8-BRIGHT, Kevin	6-FULLER, Kyle JOHNSON, Kedren	2-JETER, Sheldon	1-JOHNSON, Kedren ODOM, Rod
at Oregon	11/16/12	48-74	17-FULLER, Kyle	8-BRIGHT, Kevin	3-JOHNSON, Kedren	1-BRIGHT, Kevin ODOM, Rod JETER, Sheldon HENDERSON, Josh	None
vs Davidson	11/22/12	62-75	28-JOHNSON, Kedre	6-FULLER, Kyle	2-BRIGHT, Kevin	1-JOHNSON, Kedren	1-JETER, Sheldon HENDERSON, Josh ODOM, Rod
vs MARIST	11/23/12	33-50	8-SIAKAM, James	8-SIAKAM, James BRIGHT, Kevin JOHNSON, Kedren	3-JOHNSON, Kedren	2-JOHNSON, Kedren SIAKAM, James	1-SIAKAM, James HENDERSON, Josh ODOM, Rod
vs UTEP	11/25/12	73-49	17-JOHNSON, Kedre	7-ODOM, Rod	5-FULLER, Kyle	4-JOHNSON, Kedren	1-ODOM, Rod
VILLANOVA	12/01/12	52-62	14-ODOM, Rod	12-BRIGHT, Kevin	4-JOHNSON, Kedren BRIGHT, Kevin	2-JOHNSON, Kedren	2-JOHNSON, Kedren
at Xavier	12/06/12	66-64	25-FULLER, Kyle	10-BRIGHT, Kevin	5-FULLER, Kyle	4-JOHNSON, Kedren	2-JOHNSON, Kedren
ALABAMA A&M	12/15/12	71-46	19-JOHNSON, Kedre	8-BRIGHT, Kevin	3-FULLER, Kyle BRIGHT, Kevin JOHNSON, Kedren	2-JOHNSON, Kedren ODOM, Rod HENDERSON, Josh	1-MOATS, Shelby JETER, Sheldon ODOM, Rod
CORNELL	12/17/12	66-55	17-FULLER, Kyle	7-ODOM, Rod	3-BRIGHT, Kevin MOATS, Shelby FULLER, Kyle	1-SIAKAM, James FULLER, Kyle JOHNSON, Kedren BRIGHT, Kevin	2-HENDERSON, Jos JETER, Sheldon
at Middle Tennessee	12/21/12	52-56	25-JOHNSON, Kedre	6-BRIGHT, Kevin	2-MOATS, Shelby HENDERSON, Josh JOHNSON, Kedren	3-FULLER, Kyle	2-SIAKAM, James
BUTLER	12/29/12	49-68	10-FULLER, Kyle	5-ODOM, Rod MOATS, Shelby	4-JOHNSON, Kedren	1-HENDERSON, Jos JETER, Sheldon FULLER, Kyle	2-ODOM, Rod
WILLIAM & MARY	01/02/13	64-50	14-JETER, Sheldon	7-HENDERSON, Jos	4-FULLER, Kyle	2-HENDERSON, Jos PARKER, Dai-Jon	3-PARKER, Dai-Jon
KENTUCKY	01/10/13	58-60	18-JOHNSON, Kedre	10-MOATS, Shelby	6-JOHNSON, Kedren	4-JOHNSON, Kedren	1-HENDERSON, Jos JETER, Sheldon
at Arkansas	01/12/13	33-56	8-JETER, Sheldon	7-SIAKAM, James	2-PARKER, Dai-Jon JOHNSON, Kedren	2-MOATS, Shelby FULLER, Kyle	1-HENDERSON, Jos JETER, Sheldon
OLE MISS	01/15/13	79-89	19-JOHNSON, Kedre	8-MOATS, Shelby	8-JOHNSON, Kedren	1-JOHNSON, Kedren JETER, Sheldon PARKER, Dai-Jon BRIGHT, Kevin MOATS, Shelby	1-ODOM, Rod
at South Carolina	01/19/13	58-51	12-FULLER, Kyle	8-JOHNSON, Kedren	4-JOHNSON, Kedren	1-HENDERSON, Jos	1-JOHNSON, Kedren HENDERSON, Josh
AUBURN	01/23/13	73-61	15-JOHNSON, Kedre	7-JOHNSON, Kedren	4-JOHNSON, Kedren PARKER, Dai-Jon	1-JOHNSON, Kedren JETER, Sheldon HENDERSON, Josh BRIGHT, Kevin	1-JOHNSON, Kedren BRIGHT, Kevin
at Missouri	01/26/13	59-81	17-ODOM, Rod	4-SIAKAM, James	3-JOHNSON, Kedren PARKER, Dai-Jon	3-JETER, Sheldon	1-ODOM, Rod SIAKAM, James
at Tennessee	01/29/13	57-58	14-JOHNSON, Kedre	7-JETER, Sheldon	2-FULLER, Kyle PARKER, Dai-Jon	2-BRIGHT, Kevin	1-BRIGHT, Kevin JETER, Sheldon ODOM, Rod
ALABAMA	02/02/13	54-58	15-JOHNSON, Kedre	7-JOHNSON, Kedren	3-JOHNSON, Kedren PARKER, Dai-Jon	2-JOHNSON, Kedren	4-JOHNSON, Kedren



2012-13 Vanderbilt Basketball
 Vanderbilt Game-by-Game Highs (as of Mar 04, 2013)
 All games



Opponent	Date	Score	Points	Rebounds	Assists	Steals	Blocked shots
at LSU	02/06/13	56-57	20-ODOM, Rod	9-PARKER, Dai-Jon	BRIGHT, Kevin 5-JOHNSON, Kedren	2-JOHNSON, Kedren	2-JETER, Sheldon
ARKANSAS	02/09/13	67-49	15-ODOM, Rod	7-BRIGHT, Kevin	5-JOHNSON, Kedren	1-BRIGHT, Kevin JETER, Sheldon SIKAM, James PARKER, Dai-Jon HENDERSON, Josh FULLER, Kyle	3-HENDERSON, Jos
TENNESSEE	02/13/13	46-58	11-JOHNSON, Kedre	11-BRIGHT, Kevin	4-JOHNSON, Kedren	2-BRIGHT, Kevin	2-BRIGHT, Kevin
TEXAS A&M	02/16/13	63-56	19-ODOM, Rod	7-ODOM, Rod	6-FULLER, Kyle	2-BRIGHT, Kevin	2-HENDERSON, Jos PARKER, Dai-Jon
at Kentucky	02/20/13	70-74	17-JOHNSON, Kedre	7-PARKER, Dai-Jon	7-JOHNSON, Kedren	1-BRIGHT, Kevin JOHNSON, Kedren	1-HENDERSON, Jos JOHNSON, Kedren
at Mississippi State	02-23-13	72-31	15-BRIGHT, Kevin	13-PARKER, Dai-Jon	6-PARKER, Dai-Jon	1-WATKINS, Nathan	2-BRIGHT, Kevin
GEORGIA	02/27/13	63-62	17-JOHNSON, Kedre	6-BRIGHT, Kevin	5-JOHNSON, Kedren	3-PARKER, Dai-Jon	2-HENDERSON, Jos
at Auburn	03-02-13	62-55	16-JOHNSON, Kedre	8-BRIGHT, Kevin	8-JOHNSON, Kedren	1-ODOM, Rod HENDERSON, Josh	2-ODOM, Rod



2012-13 Vanderbilt Basketball
Vanderbilt Team High/Low Analysis (as of Mar 04, 2013)
All games



Vanderbilt - TEAM GAME HIGHS

POINTS	80		NICHOLLS STATE (11/10/12)
	79		OLE MISS (01/15/13)
	73		AUBURN (01/23/13)
	73		vs UTEP (11/25/12)
	72		at Mississippi State (02-23-13)
FIELD GOALS MADE	28		at Mississippi State (02-23-13)
	28		NICHOLLS STATE (11/10/12)
FIELD GOAL ATTEMPTS	70		KENTUCKY (01/10/13)
	61		at Mississippi State (02-23-13)
	61		vs MARIST (11/23/12)
FIELD GOAL PERCENTAGE	.511	(23-45)	CORNELL (12/17/12)
	.510	(25-49)	vs UTEP (11/25/12)
3 PT FIELD GOALS MADE	17		OLE MISS (01/15/13)
	12		NICHOLLS STATE (11/10/12)
3 PT FG ATTEMPTS	40		OLE MISS (01/15/13)
	31		at Mississippi State (02-23-13)
3 PT FG PERCENTAGE	.533	(8-15)	ALABAMA (02/02/13)
	.500	(10-20)	CORNELL (12/17/12)
FREE THROWS MADE	24		AUBURN (01/23/13)
	20		at Auburn (03-02-13)
	20		at South Carolina (01/19/13)
FREE THROW ATTEMPTS	33		at South Carolina (01/19/13)
	31		at Auburn (03-02-13)
FREE THROW PERCENTAGE	.944	(17-18)	GEORGIA (02/27/13)
	.800	(24-30)	AUBURN (01/23/13)
REBOUNDS	51		at Mississippi State (02-23-13)
	43		vs MARIST (11/23/12)
ASSISTS	20		OLE MISS (01/15/13)
	19		at Mississippi State (02-23-13)
STEALS	15		vs UTEP (11/25/12)
	10		at Middle Tennessee (12/21/12)
BLOCKED SHOTS	10		WILLIAM & MARY (01/02/13)
	8		ALABAMA (02/02/13)
	8		CORNELL (12/17/12)
TURNOVERS	26		at Arkansas (01/12/13)
	18		at South Carolina (01/19/13)
	18		at Middle Tennessee (12/21/12)
	18		at Oregon (11/16/12)
FOULS	21		at South Carolina (01/19/13)
	20		at Auburn (03-02-13)



2012-13 Vanderbilt Basketball
Vanderbilt High/Low Analysis (as of Mar 04, 2013)
All games



Opponent - GAME HIGHS

POINTS	89		OLE MISS (01/15/13)
	81		at Missouri (01/26/13)
	75		vs Davidson (11/22/12)
	74		at Kentucky (02/20/13)
	74		at Oregon (11/16/12)
FIELD GOALS MADE	32		OLE MISS (01/15/13)
	29		at Kentucky (02/20/13)
	29		vs Davidson (11/22/12)
FIELD GOAL ATTEMPTS	62		OLE MISS (01/15/13)
	60		CORNELL (12/17/12)
FIELD GOAL PERCENTAGE	.549	(28-51)	at Missouri (01/26/13)
	.518	(29-56)	at Kentucky (02/20/13)
3 PT FIELD GOALS MADE	11		at Missouri (01/26/13)
	9		at LSU (02/06/13)
	9		AUBURN (01/23/13)
	9		vs MARIST (11/23/12)
	9		vs Davidson (11/22/12)
3 PT FG ATTEMPTS	28		CORNELL (12/17/12)
	24		AUBURN (01/23/13)
3 PT FG PERCENTAGE	.524	(11-21)	at Missouri (01/26/13)
	.438	(7-16)	GEORGIA (02/27/13)
	.438	(7-16)	ALABAMA (02/02/13)
FREE THROWS MADE	19		at South Carolina (01/19/13)
	19		OLE MISS (01/15/13)
FREE THROW ATTEMPTS	27		OLE MISS (01/15/13)
	25		at South Carolina (01/19/13)
	25		VILLANOVA (12/01/12)
FREE THROW PERCENTAGE	.900	(9-10)	at Arkansas (01/12/13)
	.889	(8-9)	AUBURN (01/23/13)
REBOUNDS	43		vs MARIST (11/23/12)
	42		BUTLER (12/29/12)
ASSISTS	16		at Oregon (11/16/12)
	15		at Missouri (01/26/13)
STEALS	14		at Arkansas (01/12/13)
	12		ALABAMA (02/02/13)
BLOCKED SHOTS	8		KENTUCKY (01/10/13)
	7		at Tennessee (01/29/13)
TURNOVERS	20		at Middle Tennessee (12/21/12)
	20		vs UTEP (11/25/12)
FOULS	27		at Auburn (03-02-13)
	26		AUBURN (01/23/13)



2012-13 Vanderbilt Basketball
 Vanderbilt High/Low Analysis (as of Mar 04, 2013)
 All games



Vanderbilt - GAME LOWS

POINTS	33		vs MARIST (11/23/12)
	33		at Arkansas (01/12/13)
	46		TENNESSEE (02/13/13)
	48		at Oregon (11/16/12)
	49		BUTLER (12/29/12)
FIELD GOALS MADE	10		at Arkansas (01/12/13)
	14		vs MARIST (11/23/12)
FIELD GOAL ATTEMPTS	37		at South Carolina (01/19/13)
	39		ALABAMA (02/02/13)
FIELD GOAL PERCENTAGE	.230	(14-61)	vs MARIST (11/23/12)
	.250	(10-40)	at Arkansas (01/12/13)
3 PT FIELD GOALS MADE	2		vs MARIST (11/23/12)
	2		at Arkansas (01/12/13)
3 PT FG ATTEMPTS	11		at Tennessee (01/29/13)
	12		at Middle Tennessee (12/21/12)
3 PT FG PERCENTAGE	.100	(2-20)	vs MARIST (11/23/12)
	.133	(2-15)	at Arkansas (01/12/13)
FREE THROWS MADE	3		vs MARIST (11/23/12)
	3		at Missouri (01/26/13)
	3		TENNESSEE (02/13/13)
FREE THROW ATTEMPTS	6		vs MARIST (11/23/12)
	6		TENNESSEE (02/13/13)
FREE THROW PERCENTAGE	.300	(3-10)	at Missouri (01/26/13)
	.421	(8-19)	BUTLER (12/29/12)
REBOUNDS	18		at Missouri (01/26/13)
	25		vs UTEP (11/25/12)
	25		at Middle Tennessee (12/21/12)
ASSISTS	4		vs MARIST (11/23/12)
	6		vs Davidson (11/22/12)
STEALS	1		vs Davidson (11/22/12)
	1		at South Carolina (01/19/13)
	1		at Mississippi State (02-23-13)
BLOCKED SHOTS	0		at Oregon (11/16/12)
	1		vs UTEP (11/25/12)
	1		OLE MISS (01/15/13)
TURNOVERS	4		GEORGIA (02/27/13)
	7		at Kentucky (02/20/13)
FOULS	11		at Missouri (01/26/13)
	12		WILLIAM & MARY (01/02/13)
	12		at Arkansas (01/12/13)
	12		ALABAMA (02/02/13)
	12		TENNESSEE (02/13/13)



2012-13 Vanderbilt Basketball
 Vanderbilt High/Low Analysis (as of Mar 04, 2013)
 All games



Opponent - GAME LOWS

POINTS	31		at Mississippi State (02-23-13)
	46		ALABAMA A&M (12/15/12)
	49		vs UTEP (11/25/12)
	49		ARKANSAS (02/09/13)
	50		vs MARIST (11/23/12)
	50		WILLIAM & MARY (01/02/13)
FIELD GOALS MADE	7		at Mississippi State (02-23-13)
	14		at South Carolina (01/19/13)
FIELD GOAL ATTEMPTS	39		vs UTEP (11/25/12)
	40		at Mississippi State (02-23-13)
FIELD GOAL PERCENTAGE	.175	(7-40)	at Mississippi State (02-23-13)
	.237	(14-59)	at South Carolina (01/19/13)
3 PT FIELD GOALS MADE	2		at Mississippi State (02-23-13)
	3		at Middle Tennessee (12/21/12)
	3		KENTUCKY (01/10/13)
	3		at Arkansas (01/12/13)
	3		at Tennessee (01/29/13)
	3		TEXAS A&M (02/16/13)
	3		at Auburn (03-02-13)
3 PT FG ATTEMPTS	8		at Middle Tennessee (12/21/12)
	10		at Tennessee (01/29/13)
3 PT FG PERCENTAGE	.105	(2-19)	at Mississippi State (02-23-13)
	.167	(3-18)	at Arkansas (01/12/13)
	.167	(3-18)	at Auburn (03-02-13)
FREE THROWS MADE	5		vs MARIST (11/23/12)
	6		TENNESSEE (02/13/13)
FREE THROW ATTEMPTS	8		TENNESSEE (02/13/13)
	9		AUBURN (01/23/13)
FREE THROW PERCENTAGE	.385	(5-13)	vs MARIST (11/23/12)
	.529	(9-17)	at Xavier (12/06/12)
REBOUNDS	17		at Mississippi State (02-23-13)
	24		vs UTEP (11/25/12)
ASSISTS	4		at Mississippi State (02-23-13)
	7		ALABAMA A&M (12/15/12)
	7		at South Carolina (01/19/13)
	7		ARKANSAS (02/09/13)
STEALS	1		GEORGIA (02/27/13)
	2		NICHOLLS STATE (11/10/12)
	2		vs UTEP (11/25/12)
	2		TEXAS A&M (02/16/13)
BLOCKED SHOTS	0		at Xavier (12/06/12)
	0		ALABAMA A&M (12/15/12)
TURNOVERS	7		at South Carolina (01/19/13)
	7		at Kentucky (02/20/13)
FOULS	9		TENNESSEE (02/13/13)
	10		vs MARIST (11/23/12)
	10		at Mississippi State (02-23-13)