

**Game Three/VANDERBILT (1-1) vs. DAVIDSON (1-2)****OLD SPICE CLASSIC****Thursday, November 22 - 1 p.m. CST****Orlando, Fla. - ESPN Wide World of Sports Complex (5,000)****Radio:** Vanderbilt Radio Network from IMG College, vucommodores.com**Radio Talent:** Joe Fisher (pxp), Tim Thompson (analyst)**TV:** ESPN2**TV Talent:** Rich Hollenberg (pxp), Len Elmore (analyst)**Live Stats:** ESPN.com**Twitter Updates:** @VandyMBB**Vanderbilt Athletic Communications**

2601 Jess Neely Drive, Nashville, TN 37212

phone: 615-322-4121

www.vucommodores.com

VANDERBILT SCHEDULE/RESULTS**NOVEMBER**

Date	VU	Opp	Opponent	Time/Result	TV/Rec.
Nov. 2	-	-	St. Xavier (III.)	W, 77-68	-
Nov. 5	-	-	Delta State	W, 69-48	-
Nov. 10	-	-	Nicholls St.	W, 80-65	1-0
Nov. 16	-	-	Oregon	L, 74-48	1-1
Nov. 22			Davidson	1 p.m.	ESPN2
Nov. 23			WVU/Marist	11:30/2 p.m.	TBA
Nov. 24			TBA	TBA	TBA

*Old Spice Classic, Orlando, Fla.***DECEMBER**

Date	VU	Opp	Opponent	Time	TV
Dec. 1			Villanova	4 p.m.	ESPN2
Dec. 6			Xavier	6:30 p.m.	ESPNU
Dec. 15			Alabama A&M	7 p.m.	none
Dec. 17			Cornell	8 p.m.	ESPNU
Dec. 21			MTSU	8 p.m.	ESPNU
Dec. 29			Butler	7 p.m.	ESPNU

JANUARY

Date	VU	Opp	Opponent	Time	TV
Jan. 2			William & Mary	7 p.m.	CSS
Jan. 10			Kentucky*	8 p.m.	ESPN/2
Jan. 12			Arkansas*	5 p.m.	FSN
Jan. 15			Ole Miss*	8 p.m.	ESPNU
Jan. 19			South Carolina*	12:30 p.m.	SECN
Jan. 23			Auburn*	7 p.m.	ESPN3
Jan. 26			Missouri*	4 p.m.	ESPNU
Jan. 29			Tennessee*	6 p.m.	ESPNU

FEBRUARY

Date	VU	Opp	Opponent	Time	TV
Feb. 2			Alabama*	3 p.m.	SECN
Feb. 6			LSU*	7 p.m.	ESPN3
Feb. 9			Arkansas*	12:30 p.m.	SECN
Feb. 13			Tennessee*	7 p.m.	SECN
Feb. 16			Texas A&M*	5:30 p.m.	FSN
Feb. 20			Kentucky*	7 p.m.	SECN
Feb. 23			Miss. State*	12:30 p.m.	SECN
Feb. 27			Georgia*	8 p.m.	FSN

MARCH

Date	VU	Opp	Opponent	Time	TV
Mar. 2			Auburn*	8 p.m.	ESPN2
Mar. 6			Florida*	7 p.m.	SECN
Mar. 9			South Carolina*	12:30 p.m.	SECN
Mar. 13-17			SEC Tournament (Nashville, Tenn.)		

ALL TIMES CENTRAL

RANKINGS: AP/ESPN

*SEC GAME

GAME INFORMATION**SERIES INFORMATION**

2012-13 Record: 1-1
Head Coach: Kevin Stallings
Career Record: 385-223 (20)
VU Record: 262-160 (14)

2012-13 LEADERS
Points: Kedren Johnson (19.5)
Rebounds: Kevin Bright (8.0)
Assists: Kedren Johnson (4.5)
Blocks: Kedren Johnson & Rod Odom (0.5)

Series Record: VU leads, 4-1
Last Meeting: Vanderbilt won the last meeting, 87-83, at Davidson on 12/7/11.

Record at Vanderbilt: 3-0
Record at Davidson: 1-1
Record at Neutral Site: NA
Coach Stallings vs. Davidson: Coach Stallings has a 2-0 record against Davidson in his career.

2012-13 Record: 1-2
Head Coach: Bob McKillop
Career Record: 427-272 (24)
Davidson Record: same

2012-13 LEADERS
Points: De'Mon Brooks (20.0)
Rebounds: De'Mon Brooks & Jake Cohen (6.3)
Assists: J.P. Kuhlman (5.1)
Blocks: Jake Cohen (3.1)

SEC

The Commodores are the reigning SEC Tournament champions after defeating number-one ranked Kentucky in the SEC Championship in 2012. It was Vanderbilt's first tournament title since 1951.

3

Vanderbilt has been to three consecutive NCAA Tournaments, the first time that has been accomplished in the history of the program.

7

The Commodores' seven 20-win seasons in the last nine years is only third in SEC to Florida, who has had nine, and Kentucky, who has had eight. Other school totals: Miss. St. (6), Tennessee (5), Ole Miss (4), South Carolina (4), LSU (3), Alabama (3), Arkansas (3), Auburn (1), Georgia (1).

25

Vanderbilt's 25 wins in 2011-12 was the most since the 2007-08 season and the second-most win total since the 1992-93 season.

6

The Commodore' top six scorers must be replaced from a year ago, and 88% of its total scoring output.

NBA

Vanderbilt had three players drafted in the first 31 picks of the 2012 NBA Draft, the first time that has happened in program history. Junior guard John Jenkins was drafted 23rd by the Atlanta Hawks, senior Festus Ezeli was drafted 30th by the Golden State Warriors, and senior forward Jeffery Taylor was drafted 31st by the Charlotte Bobcats.

3.1

Vanderbilt's leading returning scoring total from an individual player. Kedren Johnson averaged 3.1 points per game in 36 contests last season. Johnson scored 25 points, and had six assists and rebounds in his first collegiate start vs. Nicholls State, and leads the team with an 19.5 ppg scoring average.

834

Vanderbilt has made a 3-pointer in 834 consecutive games, a streak which began at the inception of the 3-point line in 1986-87. The Commodores rank second only to UNLV for the longest streak in Division I basketball. Vanderbilt, UNLV and Princeton are the only three schools in college basketball to have made at least one 3-pointer in every game played since the 3-point line was implemented.



HEAD COACH KEVIN STALLINGS



THE STALLINGS FILE

Born: October 1, 1960

High School: Collinsville (Ill.) '78

College: Bachelor's Degree

in Business Management and

Marketing, Purdue, '82, Master's

Degree in Counseling, Purdue, '85

Family: Wife, Lisa, three children,
Jacob (22), Alexa (18), Jordyn (12)

WINNINGEST COACHES AT VANDERBILT

Coach	Yrs	Record	Pct
1. Roy Skinner (1959, 1962-76)	16	278-135	.673
2. Kevin Stallings (1999-)	14	262-160	.621
3. Bob Polk (1948-58, 1960-61)	13	197-106	.650
4. C.M. Newton (1982-89)	8	129-115	.529
5. Jan van Breda Kolff (1994-99)	6	104-81	.562
6. Josh Cody (1924-27, 1932-36)	9	98-100	.495
7. Eddie Fogler (1990-93)	4	81-48	.628

WINNINGEST COACHES AT MEMORIAL GYM

Coach	Yrs	Record
1. Roy Skinner (1959, 1962-76)	16	181-41
2. Kevin Stallings (2000-)	14	179-47
3. Bob Polk (1948-58, 1960-61)	8	96-15
4. C.M. Newton (1982-89)	8	91-37
5. Jan van Breda Kolff (1994-99)	6	75-20
6. Eddie Fogler (1990-93)	4	54-12

STALLINGS THROUGH THE YEARS

Year	School	Position	W-L	Conf.	Postseason
2013	Vanderbilt	Head Coach	1-1	-	-
2012	Vanderbilt	Head Coach	25-11	10-6	NCAA Third Round
2011	Vanderbilt	Head Coach	23-11	9-7	NCAA Second Round
2010	Vanderbilt	Head Coach	24-9	12-4	NCAA First Round
2009	Vanderbilt	Head Coach	19-11	8-8	-
2008	Vanderbilt	Head Coach	26-8	10-6	NCAA First Round
2007	Vanderbilt	Head Coach	22-12	10-6	NCAA Regional Semifinals
2006	Vanderbilt	Head Coach	17-13	7-9	NIT First Round
2005	Vanderbilt	Head Coach	20-14	8-8	NIT Quarterfinals
2004	Vanderbilt	Head Coach	23-10	8-8	NCAA Regional Semifinals
2003	Vanderbilt	Head Coach	11-18	3-13	—
2002	Vanderbilt	Head Coach	17-15	6-10	NIT First Round^
2001	Vanderbilt	Head Coach	15-15	4-12	—
2000	Vanderbilt	Head Coach	19-11	8-8	NIT First Round
1999	Illinois State	Head Coach	16-15	7-11	—
1998	Illinois State	Head Coach	25-6	16-2•	NCAA Second Round
1997	Illinois State	Head Coach	24-6	14-4•	NCAA First Round
1996	Illinois State	Head Coach	22-12	13-5	NIT Quarterfinals
1995	Illinois State	Head Coach	20-13	13-5	NIT Second Round
1994	Illinois State	Head Coach	16-11	12-6	—
1993	Kansas	Assistant	29-7	11-3•	NCAA Final Four
1992	Kansas	Assistant	27-5	11-3•	NCAA Second Round
1991	Kansas	Assistant	27-8	10-4•	NCAA Final Four*
1990	Kansas	Assistant	30-5	11-3	NCAA Second Round
1989	Kansas	Assistant	19-12	6-8	—
1988	Purdue	Assistant	29-4	16-2•	NCAA Sweet 16
1987	Purdue	Assistant	25-5	15-3•	NCAA Second Round
1986	Purdue	Assistant	22-10	11-7	NCAA First Round
1985	Purdue	Assistant	20-9	12-6	NCAA First Round
1984	Purdue	Assistant	22-7	15-3•	NCAA First Round
1983	Purdue	Assistant	21-9	11-7	NCAA Second Round
1982	Purdue	Player	18-14	11-7	NIT Final Four
1981	Purdue	Player	21-11	10-8	NIT Final Four
1980	Purdue	Player	27-8	11-7#	NCAA Final Four*
1979	Belleville J.C.	Player	28-9	—	NJCAA Tournament
Totals at Vanderbilt (Head Coach)			262-160	103-105	
Totals at Illinois State (Head Coach)			123-63	75-33	
Head Coach Totals			385-223	178-137	
Totals at Kansas (Assistant Coach)			132-37	49-21	
Totals at Purdue (Assistant Coach)			139-44		
Totals at Purdue (playing)			66-33		

• Regular season conference champions; # Conference tournament champions; * Lost in National Championship game; ^ Included an Opening Round play-in game that Vanderbilt won over Houston.

25

In 33 seasons, his teams have made 25 tournament appearances, including 19 NCAA berths and three Final Fours.

24

20-Win Seasons in his career and 12 conference championships.

7

20-Win Seasons in last nine seasons and total number of 20-win seasons at Vanderbilt, the most of any Commodore coach.

262

Number of victories at Vanderbilt. Trails only Roy Skinner, who had 278 career wins, for all-time winningest coach mark.

385

Total victories as a head coach.

3

SEC Players of the Year in his 13-year tenure - Dan Langhi (2000), Derrick Byers (2007), Shan Foster (2008).

24

All-SEC Performers during his time at Vanderbilt.

3

Consecutive trips to the NCAA Tournament (2010, 2011, 2012), the first time Vanderbilt has accomplished the feat.

6

NCAA Tournaments in the last nine seasons.

2

Sweet 16 appearances as Commodore mentor (2004, 2007).

42

At Vanderbilt, all 42 of his seniors either have earned or are currently working toward their college degree.

61

The Commodores won their first SEC Tournament crown in 61 years after defeating #1 Kentucky in final in 2012.

1








Only one losing season as a player or coach in 33 years.

139

Number of victories in last seven seasons with Vanderbilt, an average of 23.2 wins a season.





0		ROD ODOM F ★ 6-9 ★ 212 ★ Jr. ★ Central Islip, N.Y. <table><tr><th>PPG</th><th>RPG</th><th>APG</th><th>SPG</th><th>BPG</th><th>MPG</th></tr><tr><td>8.0</td><td>5.0</td><td>1.0</td><td>1.0</td><td>0.5</td><td>28.5</td></tr></table>	PPG	RPG	APG	SPG	BPG	MPG	8.0	5.0	1.0	1.0	0.5	28.5	NOTES: Added 10 lbs. to frame since last year. Played in all 36 games in 2011-12 and all 70 of his career...made two starts last season...averaged 14.5 points per game in 2 exhibition games, averages 8.0 and 5.0 on season.	CAREER HIGHS Pts. - 12, vs. Ark. (1/29/11) Rebs. - 8, vs. Ore. (11/11/11) Ast. - 2, 5 times Min. - 27, last vs. Nich. St. (11/10/12)
PPG	RPG	APG	SPG	BPG	MPG											
8.0	5.0	1.0	1.0	0.5	28.5											
2		KEDREN JOHNSON G ★ 6-4 ★ 215 ★ So. ★ Lewisburg, Tenn. <table><tr><th>PPG</th><th>RPG</th><th>APG</th><th>SPG</th><th>BPG</th><th>MPG</th></tr><tr><td>19.5</td><td>5.0</td><td>4.5</td><td>0.5</td><td>0.5</td><td>38.0</td></tr></table>	PPG	RPG	APG	SPG	BPG	MPG	19.5	5.0	4.5	0.5	0.5	38.0	NOTES: Scoring point guard with size...Played in all 36 games in 2011-12, backed up Brad Tinsley at point guard...scored 25 points and posted six assists and rebounds vs. Nicholls St., leads team with 19.5 ppg average (T-4th in SEC)	CAREER HIGHS Pts. - 25, vs. Nich. St. (11/10/12) Rebs. - 6, vs. Nich. St. (11/10/12) Ast. - 6, vs. Nich. St. (11/10/12) Min. - 38, at Oregon (11/16/12)
PPG	RPG	APG	SPG	BPG	MPG											
19.5	5.0	4.5	0.5	0.5	38.0											
10		NATHAN WATKINS G ★ 6-5 ★ 190 ★ Fr. ★ Brentwood, Tenn. <table><tr><th>PPG</th><th>RPG</th><th>APG</th><th>SPG</th><th>BPG</th><th>MPG</th></tr><tr><td>-</td><td>-</td><td>-</td><td>-</td><td>-</td><td>-</td></tr></table>	PPG	RPG	APG	SPG	BPG	MPG	-	-	-	-	-	-	NOTES: Walk-on from Brentwood, Tenn....attended Ensworth School.	CAREER HIGHS Pts. - Rebs. - Ast. - Min. -
PPG	RPG	APG	SPG	BPG	MPG											
-	-	-	-	-	-											
11		KYLE FULLER G ★ 6-1 ★ 180 ★ Jr. ★ Moreno Valley, Calif. <table><tr><th>PPG</th><th>RPG</th><th>APG</th><th>SPG</th><th>BPG</th><th>MPG</th></tr><tr><td>16.0</td><td>2.0</td><td>3.5</td><td>0.0</td><td>0.0</td><td>36.5</td></tr></table>	PPG	RPG	APG	SPG	BPG	MPG	16.0	2.0	3.5	0.0	0.0	36.5	NOTES: Made one start last season and played in 18 games...worked hard on body and shot this offseason...Scored 15 points and dished out six assists in season opener vs. Nicholls State...scored career-high 17 points at Oregon.	CAREER HIGHS Pts. - 17, at Oregon (11/16/12) Rebs. - 4, vs. Lafayette (12/21/11) Ast. - 6, vs. Nich. St. (11/10/12) Min. - 37, at Oregon (11/16/12)
PPG	RPG	APG	SPG	BPG	MPG											
16.0	2.0	3.5	0.0	0.0	36.5											
14		CARTER JOSEPHS G ★ 5-10 ★ 165 ★ Fr. ★ San Antonio, Texas <table><tr><th>PPG</th><th>RPG</th><th>APG</th><th>SPG</th><th>BPG</th><th>MPG</th></tr><tr><td>0.0</td><td>0.0</td><td>0.0</td><td>0.0</td><td>0.0</td><td>1.0</td></tr></table>	PPG	RPG	APG	SPG	BPG	MPG	0.0	0.0	0.0	0.0	0.0	1.0	NOTES: Walk-on from San Antonio, Texas...attended Tom C. Clark High School.	CAREER HIGHS Pts. - Rebs. - Ast. - Min. -
PPG	RPG	APG	SPG	BPG	MPG											
0.0	0.0	0.0	0.0	0.0	1.0											
15		KEVIN BRIGHT G ★ 6-5 ★ 210 ★ Fr. ★ Mannheim, Germany <table><tr><th>PPG</th><th>RPG</th><th>APG</th><th>SPG</th><th>BPG</th><th>MPG</th></tr><tr><td>10.0</td><td>8.0</td><td>1.0</td><td>0.5</td><td>0.0</td><td>26.0</td></tr></table>	PPG	RPG	APG	SPG	BPG	MPG	10.0	8.0	1.0	0.5	0.0	26.0	NOTES: Played at the Urspring Basketball Academy in Uln, Germany...Made first collegiate start vs. Nicholls St., scored 15 points and had 8 rebounds...leads team with 8.0 rebounding average...leads SEC in 3FG% (.800) and Def. Reb. (6.5).	CAREER HIGHS Pts. - 15, vs. Nich. St. (11/10/12) Rebs. - 8, 2x, last at Oregon (11/16/12) Ast. - 1, 2x, last at Oregon (11/16/12) Min. - 28, at Oregon (11/16/12)
PPG	RPG	APG	SPG	BPG	MPG											
10.0	8.0	1.0	0.5	0.0	26.0											
20		A.J. ASTROTH G ★ 6-6 ★ 200 ★ Fr. ★ Tampa, Fla. <table><tr><th>PPG</th><th>RPG</th><th>APG</th><th>SPG</th><th>BPG</th><th>MPG</th></tr><tr><td>0.0</td><td>0.0</td><td>0.0</td><td>0.0</td><td>0.0</td><td>3.0</td></tr></table>	PPG	RPG	APG	SPG	BPG	MPG	0.0	0.0	0.0	0.0	0.0	3.0	NOTES: Big shooting guard from Tampa, Fla., who averaged 22 points, 7.5 rebounds, 4.5 assists, and 3.4 steals for his Wharton High School team... Played first collegiate minutes at Oregon.	CAREER HIGHS Pts. - Rebs. - Ast. - Min. -
PPG	RPG	APG	SPG	BPG	MPG											
0.0	0.0	0.0	0.0	0.0	3.0											
21		SHELDON JETER F ★ 6-7 ★ 215 ★ Fr. ★ Beaver Falls, Pa. <table><tr><th>PPG</th><th>RPG</th><th>APG</th><th>SPG</th><th>BPG</th><th>MPG</th></tr><tr><td>1.5</td><td>4.0</td><td>0.5</td><td>1.5</td><td>0.0</td><td>15.0</td></tr></table>	PPG	RPG	APG	SPG	BPG	MPG	1.5	4.0	0.5	1.5	0.0	15.0	NOTES: A very highly decorated player from Beaver Falls High School...Was a first-team All-State selection, and averaged 22 points, 12 rebounds, five assists, two blocks, and two steals as a senior...had 5 boards in 13 minutes at Oregon.	CAREER HIGHS Pts. - Rebs. - 5, at Oregon (11/16/12) Ast. - Min. - 13, at Oregon (11/16/12)
PPG	RPG	APG	SPG	BPG	MPG											
1.5	4.0	0.5	1.5	0.0	15.0											
24		DAI-JON PARKER G ★ 6-3 ★ 190 ★ So. ★ Baton Rouge, La. <table><tr><th>PPG</th><th>RPG</th><th>APG</th><th>SPG</th><th>BPG</th><th>MPG</th></tr><tr><td>1.7</td><td>1.0</td><td>0.7</td><td>0.3</td><td>0.2</td><td>11.1</td></tr></table>	PPG	RPG	APG	SPG	BPG	MPG	1.7	1.0	0.7	0.3	0.2	11.1	NOTES: Athletic two guard who played in all 36 games last season...one of Commodores' best perimeter defenders...scored season-high 10 points vs. Monmouth (11/25)...suspended indefinitely to begin season.	CAREER HIGHS Pts. - 10, vs. Monmouth (11/25/11) Rebs. - 5, vs. Georgia (1/14/12) Ast. - 3, vs. Monmouth (11/25/11) Min. - 22, vs. Bucknell (11/15/11)
PPG	RPG	APG	SPG	BPG	MPG											
1.7	1.0	0.7	0.3	0.2	11.1											
34		SHELBY MOATS F ★ 6-8 ★ 225 ★ So. ★ Waconia, Minn. <table><tr><th>PPG</th><th>RPG</th><th>APG</th><th>SPG</th><th>BPG</th><th>MPG</th></tr><tr><td>4.0</td><td>2.0</td><td>1.0</td><td>0.0</td><td>0.0</td><td>26.0</td></tr></table>	PPG	RPG	APG	SPG	BPG	MPG	4.0	2.0	1.0	0.0	0.0	26.0	NOTES: 6'8 forward who will play some center this season...played in 16 games last season, scored season-high five points vs. Lafayette (12/21)...played 30 minutes in first collegiate start, scored 8 points and had two rebounds.	CAREER HIGHS Pts. - 8, vs. Nich. St. (11/10/12) Rebs. - 6, vs. Monmouth (11/25/11) Ast. - 2, vs. Bucknell (11/15/11) Min. - 30, vs. Nich. St. (11/10/12)
PPG	RPG	APG	SPG	BPG	MPG											
4.0	2.0	1.0	0.0	0.0	26.0											
35		JAMES SIAKAM F ★ 6-7 ★ 210 ★ So. ★ Douala, Cameroon <table><tr><th>PPG</th><th>RPG</th><th>APG</th><th>SPG</th><th>BPG</th><th>MPG</th></tr><tr><td>3.0</td><td>3.5</td><td>0.5</td><td>0.0</td><td>0.0</td><td>11.0</td></tr></table>	PPG	RPG	APG	SPG	BPG	MPG	3.0	3.5	0.5	0.0	0.0	11.0	NOTES: 6'7 athletic presence who is outstanding around the basket on the offensive and defensive glass...played in 13 games last season...posted 22 points and 17 rebounds vs. St. Xavier in first exhibition game...scored 4 points vs. Nicholls St.	CAREER HIGHS Pts. - 4, vs. Nich. St. (11/10/12) Rebs. - 1, last vs. Nich. St. (11/10/12) Ast. - 1, vs. Nich. St. (11/10/12) Min. - 13, at Oregon (11/16/12)
PPG	RPG	APG	SPG	BPG	MPG											
3.0	3.5	0.5	0.0	0.0	11.0											
40		JOSH HENDERSON C ★ 6-11 ★ 220 ★ So. ★ Roanoke, Va. <table><tr><th>PPG</th><th>RPG</th><th>APG</th><th>SPG</th><th>BPG</th><th>MPG</th></tr><tr><td>3.0</td><td>3.5</td><td>1.0</td><td>0.5</td><td>0.0</td><td>17.0</td></tr></table>	PPG	RPG	APG	SPG	BPG	MPG	3.0	3.5	1.0	0.5	0.0	17.0	NOTES: 6'11 center recovering from stress fracture in his foot...has had two surgeries in last 12 months...played in first action of the season vs. Delta St. - scored 8 points and had 5 rebounds in 16 minutes...scored 3 pts vs. Nicholls and Oregon.	CAREER HIGHS Pts. - 10, vs. Monmouth (11/25/11) Rebs. - 5, vs. Monmouth (11/25/11) Ast. - 4, vs. Bucknell (11/15/11) Min. - 21, at Oregon (11/16/12)
PPG	RPG	APG	SPG	BPG	MPG											
3.0	3.5	1.0	0.5	0.0	17.0											





LAST TIME OUT

BOX SCORE VS. OREGON



Official Basketball Box Score -- Game Totals -- Final Statistics
Vanderbilt vs Oregon
11/16/12 8:06 PM at Eugene, Ore. (Matthew Knight Arena)



Vanderbilt 48 • 1-1

#	Player		Total	3-Ptr	Rebounds			PF	TP	A	TO	Blk	Stl	Min
			FG-FGA	FG-FGA	FT-FTA	Off	Def							
00	ODOM, Rod	f	3-13	1-6	2-2	2	1	3	4	9	1	4	0	24
34	MOATS, Shelby	f	0-2	0-2	0-0	0	2	2	5	0	1	0	0	22
02	JOHNSON, Kedren	g	5-15	2-8	2-4	0	4	4	2	14	3	5	0	38
11	FULLER, Kyle	g	6-9	0-1	5-6	0	1	1	0	17	1	6	0	37
15	BRIGHT, Kevin	g	2-4	1-2	0-2	2	6	8	1	5	1	1	0	28
14	JOSEPHS, Carter		0-0	0-0	0-0	0	0	0	0	0	0	0	0	1
20	ASTROTH, A.J.		0-2	0-1	0-0	0	0	0	0	0	0	0	0	3
21	JETER, Sheldon		0-1	0-1	0-0	0	5	5	1	0	0	0	0	13
35	SIKAM, James		0-1	0-0	0-2	0	0	0	0	0	0	0	0	13
40	HENDERSON, Josh		0-0	0-0	3-4	3	2	5	4	3	2	2	0	21
Team						1	0	1	2					
Totals			16-47	4-21	12-20	8	21	29	19	48	9	18	0	200
FG % 1st Half: 6-22			27.3%	2nd half: 10-25	40.0%	Game: 16-47			34.0%	Deadball Rebounds 4,1				
3FG % 1st Half: 2-9			22.2%	2nd half: 2-12	16.7%	Game: 4-21			19.0%					
FT % 1st Half: 6-8			75.0%	2nd half: 6-12	50.0%	Game: 12-20			60.0%					

Oregon 74 • 3-0

#	Player		Total	3-Ptr	Rebounds			PF	TP	A	TO	Blk	Stl	Min
			FG-FGA	FG-FGA	FT-FTA	Off	Def							
25	Singler, E.J.	f	5-13	3-9	9-11	1	4	5	3	22	6	1	0	26
55	Woods, Tony	c	3-5	0-0	4-5	0	1	1	3	10	1	3	1	19
01	Artis, Dominic	g	2-5	0-2	0-0	0	3	3	3	4	3	1	0	23
10	Loyd, Johnathan	g	1-3	1-2	0-0	1	1	2	3	3	3	3	0	20
21	Dotson, Damyeon	g	4-9	2-6	0-0	0	4	4	0	10	1	0	1	25
04	Lucenti, Nicholas		0-0	0-0	0-0	0	0	0	0	0	0	0	0	1
05	Richardson, Fred		1-2	0-1	1-1	1	1	2	0	3	0	0	0	3
12	Baker, Coleton		0-0	0-0	0-0	0	0	0	1	0	0	0	0	2
14	Kazemi, Arsalan		2-2	0-0	1-2	2	5	7	2	5	1	1	0	21
20	Austin, Waverly		3-8	0-0	0-0	2	2	4	4	6	0	1	0	18
24	Moore, Willie		1-2	0-1	0-0	1	1	2	2	2	0	0	0	5
32	Carter, Ben		0-1	0-0	0-0	0	2	2	1	0	0	2	0	9
33	Emory, Carlos		3-5	0-1	3-3	0	1	1	1	9	1	1	0	25
40	Kuemper, Austin		0-0	0-0	0-0	0	1	1	0	0	0	0	0	3
Team						0	1	1						
Totals			25-55	6-22	18-22	8	27	35	23	74	16	13	2	200
FG % 1st Half: 16-32			50.0%	2nd half: 9-23	39.1%	Game: 25-55			45.5%	Deadball Rebounds 4				
3FG % 1st Half: 5-13			38.5%	2nd half: 1-9	11.1%	Game: 6-22			27.3%					
FT % 1st Half: 4-6			66.7%	2nd half: 14-16	87.5%	Game: 18-22			81.8%					

Officials: Michael Greenstein, Frank Harvey III, Justin Van Duyne
Technical fouls: Vanderbilt-TEAM 2. Oregon-None.
Attendance: 9137

Score by periods	1st	2nd	Total
Vanderbilt	20	28	48
Oregon	41	33	74

Last FG - VU 2nd-02:53, ORE 2nd-02:16.
Largest lead - VU None, ORE by 30 2nd-04:15.

Points	In	Off	2nd	Fast	Bench
	Paint	T/O	Chance	Break	
VU	18	11	3	8	3
ORE	30	26	8	14	25

Score tied - 1 time.
Lead changed - 0 times.

RECAP AND NOTES

E.J. Singler scored 22 points and Oregon defeated Vanderbilt in a 74-48 victory Friday night.

Freshman guard Damyeon Dotson had his third double-digit scoring game for the Ducks (3-0) with 10 points, and Tony Woods had 10 as well.

Kyle Fuller scored 17 points to pace the Commodores (1-1). Kedren Johnson added 14 points for Vanderbilt.

Oregon led 41-20 at halftime, and the Commodores never got closer than 14 points in the second half.

The Ducks held a 17-14 lead midway through the first half before exploding for 24 points in the final 9:25, starting with an 11-0 run that included two 3-pointers by Dotson and a 3-pointer and jumper from Singler to make it 28-14 with 7:38 before half-time.

Fuller ended Vanderbilt's scoreless stretch with a layup with 6:41 to play in the half, but the Commodores didn't make another field goal the rest of the half, missing on their next six attempts.

The Ducks, meanwhile, were just heating up. They finished the first half on a 13-2 run, capped by a long 3-pointer from Johnathan Loyd as time expired.

Oregon shot 50 percent from the field in the first half and scored 16 points off 11 turnovers by the Commodores, who shot just 27 percent.

Overall, the Ducks outshot the Commodores 46 percent to 34 percent. Vanderbilt, which made 12 3-pointers in its season opener against Nicholls State, was just 4 of 21 from long range against Oregon.

Starting Lineups

The Commodores started juniors Rod Odom and Kyle Fuller, sophomores Kedren Johnson and Shelby Moats, and freshman Kevin Bright. It was Odom's 12th career start, Fuller's third, and the second for Johnson, Moats, and Bright.

Gamenotes

★ Junior guard Kyle Fuller led all Commodore players with a career-high 17 points, while sophomore guard Kedren Johnson tallied 14 points in the loss.

★ True freshman Kevin Bright led the team with eight rebounds on the night in his second career start.

★ Vanderbilt shot only 34% from the floor and 19% from three against the Ducks, while Oregon converted on 45.5% of its shots from the floor.

★ Vanderbilt returns to the court this Thursday at the Old Spice Classic in Orlando against Davidson, and also plays Friday and Sunday at the ESPN Wide World of Sports.



2012-13 Roster

No.	Name	Pos.	Ht.	Wt.	Cl.-Yr	Hometown (Previous School)
0	Rod Odom	F	6-9	212	Jr.- 3rd	Central Islip, N.Y. (Middlesex School (Mass.))
1	Eric McClellan	G	6-4	180	So.-2nd	Austin, Texas (University of Tulsa)
2	Kedren Johnson	G	6-4	215	So.-2nd	Lewisburg, Tenn. (Marshall County)
5	Alex Gendelman	G	5-9	175	Fr.-1st	Purchase, N.Y. (Rye Country Day School)
10	Nathan Watkins	G	6-5	190	Fr.-1st	Brentwood, Tenn. (Ensworth School)
11	Kyle Fuller	G	6-1	180	Jr.-3rd	Moreno Valley, Calif. (Rancho Verde)
14	Carter Josephs	G	5-10	165	Fr.-1st	San Antonio, Texas (Tom C. Clark)
15	Kevin Bright	G	6-5	210	Fr.-1st	Mannheim, Germany (Urspring Basketball Academy)
20	A.J. Astroth	G	6-6	200	Fr.-1st	Tampa, Fla. (Wharton)
21	Sheldon Jeter	F	6-7	215	Fr.-1st	Beaver Falls, Pa. (Beaver Falls)
24	Dai-Jon Parker	G	6-3	190	So.-2nd	Baton Rouge, La. (Milton (Ga.))
34	Shelby Moats	F	6-8	225	So.-2nd	Waconia, Minn. (Waconia)
35	James Siakam	F	6-7	210	R-So.-3rd	Douala, Cameroon (Brehm Prep (Ill.))
40	Josh Henderson	C	6-11	220	R-So.-3rd	Roanoke, Va. (Cave Spring)

COACHING STAFF

Head Coach **Kevin Stallings** (Purdue, 1982) - 14th
 Assistant Coach **David Cason** (Illinois State, 1995) - 2nd
 Assistant Coach **Brad Frederick** (North Carolina, 1999) - 14th
 Assistant Coach **Tom Richardson** (St. Xavier (Ill.), 1977) - 10th
 Director of Operations..... **Dan Cage** (Vanderbilt, 2007) - 3rd

SUPPORT STAFF

Athletic Communications Dir. **Andy Boggs** (Florida State, 1998)
 Academic Support..... **Neal Clark** (Kentucky, 1992)
 Athletic Trainer..... **Shannon Gordon** (Indiana State, 1992)
 Strength and Conditioning **Curtis Turner** (Clemson, 2002)

PRONUNCIATION GUIDE

David Cason **KAY-Sahn**
 Kedren Johnson **KEE-Dren**
 Dai-Jon Parker..... **DAY-Jon**
 James Siakam..... **See-OK-em**

ROSTER BY CLASS

Juniors (2)

Kyle Fuller Moreno Valley, Calif.
Rod Odom Central Islip, N.Y.

Sophomores (6)

Josh Henderson Roanoke, Va.
Kedren Johnson Lewisburg, Tenn.
Eric McClellan Austin, Texas
Shelby Moats Waconia, Minn.
Dai-Jon Parker Baton Rouge, La.
James Siakam Douala, Cameroon

Freshmen (6)

A.J. Astroth Tampa, Fla.
Kevin Bright Mannheim, Germany
Alex Gendelman Purchase, N.Y.
Sheldon Jeter Beaver Falls, Pa.
Carter Josephs San Antonio, Texas
Nathan Watkins Nashville, Tenn.

**MEMORIAL MAGIC - THE HOME TO VANDERBILT HOOPS SINCE 1952****HISTORIC MEMORIAL GYMNASIUM IN 61ST SEASON**

Storied Memorial Gymnasium is in its 61st season as the host venue of Vanderbilt basketball. The SEC's most historic hoops setting has played host to more than 850 men's contests as well as the 1984 and 1991 SEC Tournaments and 40 men's and women's NCAA Tournament contests (since the early 1980s).

As the oldest gymnasium in the SEC, Memorial Gymnasium is renowned for its end zone benches, raised floor and unique atmosphere. It was dedicated in 1952 as a memorial to all Vanderbilt men and women who served in World War II. It was built by the late master architect Edwin Keeble, who was commissioned to build a combination gymnasium/concert hall.

.786	All-time winning percentage at Memorial Gym (725-197).
179	Career wins at Memorial Gym for Kevin Stallings. Needs three to tie Roy Skinner's all-time home wins record.
.909	Winning percentage against non-conference opponents since 1990 (179-18).
112-11	Stallings' non-conference record at home.
6	Undefeated seasons at home.

Winningest Coaches at Memorial Gymnasium

Coach	Yrs	Record
1. Roy Skinner (1959, 1962-76)	16	181-41
2. Kevin Stallings (2000-Present)	13	179-47
3. Bob Polk (1948-58, 1960-61)	8	96-15
4. C.M. Newton (1982-89)	8	91-37
5. Jan van Breda Kolff (1994-99)	6	75-20
6. Eddie Fogler (1990-93)	4	54-12

Stallings' Year-By-Year Record At Memorial Gym

Year	Won	Lost
2012-13	1	0
2011-12	13	5
2010-11	14	3
2009-10	14	2
2008-09	13	4
2007-08	19	0
2006-07	14	3
2005-06	10	6
2004-05	17	2
2003-04	15	2
2002-03	10	6
2001-02	13	4
2000-01	12	7
1999-00	14	3

ANNUAL ATTENDANCE FIGURES

Year	All Games	Attendance	Average	NCAA Rank	SEC Games	SEC Attendance	Average
2012-13	1	7,655	7,655	-	-	-	-
2011-12	18	246,561	13,698	18	8	112,368	14,046
2010-11	17	234,632	13,802	18	8	114,346	14,293
2009-10	16	217,965	13,623	21	8	113,539	14,192
2008-09	17	225,686	13,276	25	8	112,833	14,104
2007-08	19	254,954	13,418	22	8	113,713	14,214
2006-07	17	204,511	12,030	31	8	109,043	13,630
2005-06	16	195,159	12,197	24	8	108,258	13,532
2004-05 ^A	19	191,678	10,088	43	8	105,357	13,170
2003-04	17	192,301	11,312	33	8	106,990	13,374
2002-03	16	153,123	9,570	46	8	96,906	12,113
2001-02	17	150,325	8,843	50	8	93,873	11,734
2000-01	19	186,468	9,814	45	8	102,055	12,757
1999-00*	18	197,770	10,987	30	8	106,741	13,343
1998-99	16	192,538	12,034	26	8	106,128	13,266
1997-98	16	213,974	13,373	21	8	117,819	14,727
1996-97	16	207,771	12,986	25	8	120,214	15,027
1995-96	18	226,354	12,575	28	8	112,996	14,125
1994-95	13	183,042	14,080	17	8	118,932	14,867
1993-94	16	223,997	14,000	15	8	121,345	15,168
1992-93	14	212,156	15,154	11	8	122,536	15,317
1991-92	17	210,585	12,387	29	8	115,104	14,388
1990-91	16	214,638	13,415	19	9	133,482	14,831
1989-90	19	259,992	13,684	18	9	136,136	15,126
1988-89	15	224,657	14,977	13	9	137,212	15,246
1987-88	16	223,747	13,984	14	9	138,393	15,377
1986-87	17	226,343	13,314	14	9	130,854	14,539
1985-86	15	200,806	13,387	14	9	128,059	14,229
1984-85	16	194,390	12,149	17	9	122,514	13,613
1983-84	18	249,292	13,850	10	9	135,546	15,050
1982-83	17	237,584	13,976	9	9	135,418	15,046
1981-82	14	202,225	14,445	9	9	131,699	14,633
1980-81	15	227,478	15,165	9	9	136,436	15,160
1979-80	15	228,029	15,202	5	9	138,754	15,417
1978-79	14	215,330	15,380	5	9	139,930	15,547
1977-78	14	207,375	14,813	5	9	134,232	14,915
1976-77	15	211,966	14,131	4	9	149,108	16,568
1975-76	13	180,901	13,915	-	9	135,375	15,042
1974-75	12	178,527	14,877	-	9	134,304	14,923
1973-74	12	182,728	15,227	-	9	140,252	15,584
1972-73	12	173,567	14,464	-	9	131,193	14,577
1971-72	12	156,778	13,065	-	9	120,172	13,352
1970-71	12	170,634	14,220	-	9	130,260	14,473
1969-70	12	176,763	14,730	-	9	135,745	14,861
1968-69	12	126,896	10,575	-	9	95,300	10,589
1967-68	12	129,722	10,810	-	9	96,274	10,697
1966-67	12	105,492	8,791	-	9	79,173	8,797
1965-66	12	106,022	8,835	-	9	62,368	8,910
1964-65	12	98,821	8,235	-	9	65,712	8,214
1963-64	12	84,827	7,069	-	6	35,684	5,947
1962-63	12	75,261	6,272	-	6	46,183	6,598
1961-62	13	73,640	5,665	-	8	47,357	5,920
1960-61	13	74,187	5,707	-	7	45,549	6,507
1959-60	14	76,199	5,443	-	8	46,064	5,758



VANDERBILT ATHLETIC COMMUNICATIONS

INTERVIEW POLICY

Vanderbilt head coach Kevin Stallings and selected Vanderbilt players will be available to the media before practice on a weekly basis during the non-conference season, and bi-weekly during the SEC season.

The times for those media sessions will be emailed to media members in advance of those pre-practice interviews.

Media may photograph the first 20 minutes of practice. All practices are closed to the public.

POSTGAME INTERVIEW POLICY

Vanderbilt head coach Kevin Stallings will enter the Memorial Gym interview room after the NCAA-mandated 10-minute cooling off period, followed by Vanderbilt players.

Visiting coach and player interviews will be at the discretion of the visiting SID.

VUCOMMODORES.COM

The official website of Vanderbilt athletics, vucommodores.com, includes pregame notes, season statistics, videos of press conferences and meetings with the media, live stats, twitter feeds, and streaming audio and video of everything that is Commodore athletics.

@VANDYMBB

The official Twitter feed of Vanderbilt men's basketball, follow the latest information and get breaking news on Commodore basketball.

QUICK FACTS

Location.....Nashville, Tenn.
Founded.....1873
Conference.....Southeastern (East)
Enrollment.....6,738
Nickname.....Commodores
Colors.....Black and Gold
Home Arena.....Memorial Gymnasium (14,316)
Chancellor.....Nicholas Zeppos
Vice Chancellor.....David Williams II
Faculty Rep......Richard McCarty

Basketball Staff

Head Coach.....Kevin Stallings
Record Overall.....385-223 (20)
Record at Vanderbilt.....262-160 (14)
Assistant Coaches.....David Cason, Brad Frederick, Tom Richardson,
Director of Operations.....Dan Cage
Athletic Trainer.....Shannon Gordon
Academic Counselor.....Neal Clark
Administrative Assistant.....Debbie Green
Strength and Conditioning Coach.....Curtis Turner
Office Number.....(615) 322-6530

Athletic Communications

Men's Basketball SID.....Andy Boggs
Media Relations Address.....2601 Jess Neely Dr.
 Nashville, TN 37212
Office Phone.....(615) 343-1847
Office Fax.....(615) 343-7064
E-Mail.....Andy.Boggs@Vanderbilt.edu

0

Seniors and only two juniors on this year's roster.

3

Postseason titles for Vanderbilt - the 1951 SEC Championship, the 1990 NIT Title, and the 2012 SEC Championship.

1 of 6

Programs to place all four revenue sports (football, men's and women's basketball, baseball) in postseason play in 2011-12 academic year.

79

This is Vanderbilt's 79th season in the SEC - the Commodores have a 657-641 against current members of the SEC.

1996-97

The Commodores are represented by three countries on this year's roster - the United States, Cameroon (James Siakam), and Germany (Kevin Bright) - to continue Vanderbilt's line of foreign players. VU has had a player from outside of the United States on its roster for every season dating back to the 1996-97 campaign. The countries represented in the last 16 years are the Ivory Coast, Poland, Austria, England, Australia, Cameroon, Nigeria, Sweden, and Germany.

Lists

With the departure of last year's class, the Commodores saw most of its production leave. In fact, two members of the all-time top 10 scoring list (Taylor, Jenkins), the second all-time leading assist man (Brad Tinsley), and the sixth-leading rebounder (Taylor) departed. Taylor was also third on the all-time free throws made list, while Jenkins was 2nd on three's made list.

2012-13 TRENDS

Winning Opening Tip.....	0-0
Losing Opening Tip.....	1-1
VU Scores First.....	1-0
Opponent Scores First.....	0-1
Leading at Halftime.....	1-0
Trailing at Halftime.....	0-1
Tied at Halftime.....	0-0
Leading with Five Minutes Remaining.....	1-0
Trailing with Five Minutes Remaining.....	0-1
Tied with Five Minutes Remaining.....	0-0
Leading with Two Minutes Remaining.....	1-0
Trailing with Two Minutes Remaining.....	0-1
Tied with Two Minutes Remaining.....	0-0
Overtime.....	0-0
Games Decided by Three Points or Less.....	0-0
Games Decided by 4-10 Points.....	0-0
Games Decided by 11-20 Points.....	1-0
Games Decided by 21-plus Points.....	0-1
VU Shoots 50% or Better.....	0-0
VU Shoots 40% or Better.....	1-0
VU Shoots Lower Than 40%.....	0-1
Opponent Shoots 50% or Better.....	0-0
Opponent Shoots 40% or Better.....	1-0
Opponent Shoots Lower Than 40%.....	0-1
VU Outshoots Opponent.....	1-0
VU Outshot by Opponent.....	0-1
Shoot Same Percentage.....	0-0
VU Scores 70 Points or More.....	1-0
VU Scores Less Than 70 Points.....	0-1
VU Scores 80 Points or More.....	1-0
VU Scores 90 Points or More.....	0-0
Opponent Scores 70 Points or More.....	0-1
Opponent Scores Less Than 70 Points.....	1-0
Opponent Scores 80 Points or More.....	0-0
Opponent Scores 90 Points or More.....	0-0
Makes More 3-Pointers Than Opponent.....	1-0
Makes Fewer 3-Pointers Than Opponent.....	0-1
3-Pointers are Equal.....	0-0
Outrebounded Opponent.....	1-0
Outrebounded by Opponent.....	0-1
Rebounds are Equal.....	1-0
Playing on National TV.....	0-0
Playing on Regional TV.....	0-1
Playing on Weekday.....	0-1
Playing on Weekend.....	1-0
Game Tips Before 6 p.m. CT (afternoons).....	1-0
Game Tips After 6 p.m. CT (evenings).....	0-1
In White Uniforms.....	1-0
In Black Uniforms.....	0-1
In Gold Uniforms.....	0-0
In November.....	1-1
In December.....	0-0
In January.....	0-0
In February.....	0-0
In March.....	0-0
Home.....	1-0
Neutral.....	0-0
Away.....	0-1
Conferences	
vs. Non-Conference.....	1-1
Southland.....	1-0
Pac 12.....	0-1
SEC.....	0-0
Lineups	
Johnson, Fuller, Bright, Odom, Moats.....	1-1





ABOUT DAVIDSON

QUICK FACTS

Location.....Davidson, N.C.
 Founded.....1837
 Conference.....Southern
 Enrollment.....1,900
 Nickname.....Wildcats
 Colors.....Red and Black
 Home Arena.....Belk Arena (5,223)
 President.....Carol Quillen
 Athletics Director.....Jim Murphy
 Faculty Rep.....Fred Smith

Basketball Staff

Head Coach.....Bob McKillop
 Record Overall.....427-273 (24)
 Record at Davidson.....same
 Assistant Coaches.....Jim Fox, Matt McKillop,
Ryan Mee
 Director of Operations.....Billy Thom

- Davidson enters the game with a 1-2 overall record after a tough early-season schedule which included games at New Mexico and Milwaukee. The Wildcats return all five starters from last season.
- Vanderbilt leads the all-time series, 4-1.
- The Commodores and Wildcats are very familiar with each other having played the last two seasons in a home-and-home series. VU knocked off Davidson, 80-52, at Memorial Gym on 1/2/11, and also defeated the Wildcats, 87-83, last season (12/7/11) at Belk Arena.
- De'Mon Brooks leads the Wildcats with an impressive 20.0 points per game average, and he leads five Davidson players in double figures. Brooks also is tied for the team lead in rebounding with Jake Cohen at 6.3 rebounds per contest.

STAT COMPARISON (2012-13)

	VU All	DAV All
Record	1-1	1-2
Scoring Offense	64.0	80.7
Scoring Defense	69.5	75.3
Scoring Margin	-5.5	+5.3
FG%	.423	.423
FG% Defense	.442	.400
3FG%	.340	.394
3FG% Defense	.302	.345
Free Throw %	.632	.767
Rebounding	32.0	38.0
Rebounding Margin	-0.5	+0.0
Turnovers/game	14.0	10.0
Opponent Turnovers	12.5	13.3
Steals	4.0	6.7
Blocks	1.0	3.7

Vanderbilt Radio Network

**FISHER, THOMPSON COURTSIDE TO CALL
 ACTION ON VANDERBILT RADIO NETWORK
 FROM IMG COLLEGE**

Joe Fisher and Tim Thompson are back at courtside this season, describing the action of every Commodore game to Vanderbilt followers throughout the Southeast.

Fisher, the Voice of the Commodores, will anchor Vanderbilt play-by-play for the 15th consecutive year.

A Nashville native, Fisher also handles the play-by-play broadcasting duties for Commodore football and a select number of baseball games. He also serves as the Director of Broadcasting for Vanderbilt Student Athletics.

Prior to working for Vanderbilt, Fisher served as a television sports anchor in the Nashville market (1987-1996), with stints at WSMV-4 and WKRN-2. He also worked in the public relations field for two years.

Thompson, who is in his 12th year providing color commentary, played for Vanderbilt from 1975-79, receiving the Outstanding Leader and Civitan Sportsmanship Awards. He currently works with Nike College Sports Marketing.

Broadcast Engineer Bob Horner is in his 31st year courtside producing broadcasts of Commodore basketball. During his tenure, Horner has worked more than 750 games for Vanderbilt.

The broadcasts are produced by IMG College, the exclusive multi-media rightsholder for Vanderbilt. Jeff Miller is the general manager.

Radio Affiliates

WLAC 1510-AM	Nashville*
WQSV 790-AM	Ashland City
WDEF 1370-AM	Chattanooga
WKFN 540-AM	Clarksville
WEKR 1240-AM	Fayetteville
WJJM 1490-AM	Lewisburg
WMSR 1320-AM	Manchester
WOWW 1430-AM	Memphis
WOWW 97.7-FM	Memphis

* Commodore Flagship Station

3	Vanderbilt has won three preseason tournaments since 2007 - in 2007, the Commodores won the South Padre Island Invitational, in 2008, the Cancun Challenge, and last year, the TicketCity Legends Classic in New Jersey.
Home	True freshman A.J. Astroth is the Commodores' only player from the state of Florida. Astroth played at Wharton High School in Tampa.
54-7	The Commodores are now 54-7 all-time in home openers at Memorial Gym.
26	Twenty-six of the Commodores' 30 games will be televised on cable this season, with two more slated for an ESPN3 broadcast. Saturday's game with Nicholls State and the game against Alabama A&M on December 15 are the only two not scheduled for television.
Schedule	The Commodore men's non-conference schedule includes the possibility of facing five 2012 NCAA Tournament teams - Davidson, West Virginia (possible opponent, Old Spice), Gonzaga (possible opponent, Old Spice), Xavier, and Butler - and seven total teams from the 2012 postseason (Oregon, MTSU). With three SEC opponents making the NCAA Tournament and four advancing to the NIT in 2012, Vanderbilt could face up to eight NCAA teams and 11 teams who advanced to postseason play a year ago.
Up Next	After the Old Spice Classic, Vanderbilt returns home to play in the SEC/Big East Invitational against Villanova on December 1.
2	The Commodores will play only two games at Memorial Gym before December 15 - Saturday's game against Nicholls State and a game against Villanova on December 1. The contest with the Wildcats is a part of the SEC-Big East Invitational.
21	The combined number of career starts of the starting five (Johnson, Fuller, Bright, Odom, Moats) heading into the matchup with Davidson. The total number of starts for the same five from Davidson - 262.

**INS AND OUTS****Career Games Played**

Player	Games	Starts	Cons.	Starts
Rod Odom	72	12		2
Kyle Fuller	54	3		2
Kedren Johnson	38	2		2
Dai-Jon Parker	36	0		0
Shelby Moats	18	2		2
James Siakam	14	0		0
Josh Henderson	9	0		0
Kevin Bright	2	2		2
Sheldon Jeter	2	0		0
A.J. Astroth	1	0		0
Carter Josephs	1	0		0

Double-Digit Scoring Games

Player	Career (Record)	'12-13	Cons.
Rod Odom	6 (3-3)	-	-
Kedren Johnson	3 (2-1)	2 (1-1)	2 (1-1)
Kevin Bright	1 (1-0)	1 (1-0)	-
Kyle Fuller	2 (1-1)	2 (1-1)	2 (1-1)
Josh Henderson	1 (1-0)	-	-
Dai-Jon Parker	1 (1-0)	-	-

Double-Digit Rebounding Games

Player	Career	'12-13	Cons.
--------	--------	--------	-------

Double-Digit Assist Games

Player	Career	'12-13	Cons.
--------	--------	--------	-------

Double-Doubles

Player	Career	'12-13	Cons.
--------	--------	--------	-------

Triple Doubles

Player	Career	'12-13	Cons.
--------	--------	--------	-------

2012-13 Lineup Record

Johnson, Fuller, Bright, Odom, Moats	1-1
--------------------------------------	-----

PRESEASON SEC POLL

Vanderbilt was picked to finish 10th in the SEC by a select group of 30 media members in a poll released by the league prior to the SEC Basketball Media Days in Birmingham.

PRESEASON MEDIA POLL -- PTS

Kentucky (17)	328
Florida (5)	310
Missouri (1)	286
Tennessee (1)	269
Arkansas	226
Alabama	222
Mississippi	186
Georgia	149
Texas A&M	122
Vanderbilt	120
LSU	116
Auburn	95
South Carolina	54
Mississippi State	37

*First-Place Votes in Parentheses

MEDIA VOTE**FIRST TEAM ALL-SEC**

BJ Young – Arkansas, G, 6-3, 180, Soph., St. Louis, Mo.
 Kenny Boynton – Florida, G, 6-2, 190, Sr., Pompano Beach, Fla.
 Nerlens Noel – Kentucky, F, 6-10, 228, Fr., Everett, Mass.
 Phil Pressey – Missouri, G, 5-11, 175, Jr., Dallas, Texas
 Jarnell Stokes – Tennessee, F, 6-8, 270, Soph., Memphis, Tenn.

SECOND TEAM ALL-SEC

Marshawn Powell – Arkansas, F, 6-7, 240, Jr., Newport News, Va.
 Patric Young – Florida, C, 6-9, 249, Jr., Jacksonville, Fla.
 Kentavious Caldwell-Pope – Georgia, G, 6-5, 205, Soph., Greenville, Ga.
 Alex Poythress – Kentucky, F, 6-7, 239, Fr., Clarksville, Tenn.
 Michael Dixon, Jr. – Missouri, G, 6-1, 190, Sr., Kansas City, Mo.
 Jeronne Maymon – Tennessee, F, 6-7, 260, Sr., Madison, Wis.

SEC Player of the Year: Phil Pressey, Missouri

COACHES VOTE**FIRST TEAM ALL-SEC**

Trevor Releford, Alabama
 BJ Young, Arkansas
 Kenny Boynton, Florida
 Patric Young, Florida
 Kentavious Caldwell-Pope, Georgia
 Nerlens Noel, Kentucky
 Phil Pressey, Missouri
 Jeronne Maymon, Tennessee

SECOND TEAM ALL-SEC

Marshawn Powell, Arkansas
 Alex Poythress, Kentucky
 Johnny O'Bryant III, LSU
 Reginald Buckner, Ole Miss
 Murphy Holloway, Ole Miss
 Trae Golden, Tennessee
 Jarnell Stokes, Tennessee
 Elston Turner, Texas A&M

SEC STANDINGS**2012-13 SEC STANDINGS (11/19/12)**

	SEC	Pct.	All	Pct.
Alabama	0-0	.000	4-0	1.00
Texas A&M	0-0	.000	3-0	1.00
Ole Miss	0-0	.000	3-0	1.00
Florida	0-0	.000	3-0	1.00
Missouri	0-0	.000	3-0	1.00
Arkansas	0-0	.000	2-0	1.00
South Carolina	0-0	.000	2-0	1.00
LSU	0-0	.000	2-0	1.00
Tennessee	0-0	.000	3-1	1.00
Kentucky	0-0	.000	3-1	1.00
Auburn	0-0	.000	2-2	1.00
Vanderbilt	0-0	.000	1-1	1.00
Mississippi St.	0-0	.000	1-1	.000
Georgia	0-0	.000	1-2	.500

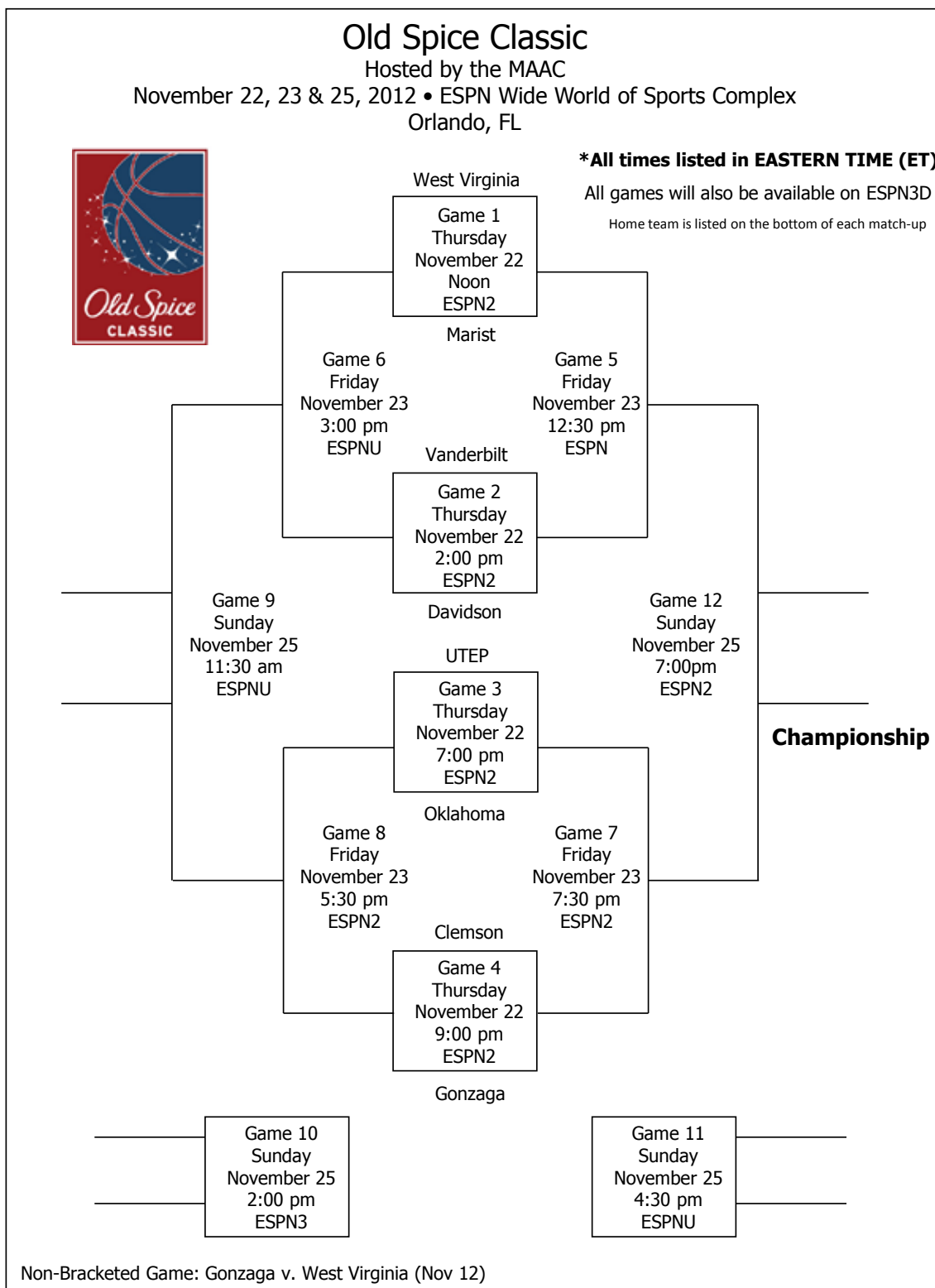
SEC STATS**VU TEAM SEC RANKINGS**

Category	All
Scoring	12th (64.0)
Scoring Defense	13th (69.5)
Scoring Margin	14th (-5.5)
FT%	12th (.632)
FG%	12th (.423)
FG% Defense	13th (.442)
3FG%	8th (.340)
3FG% Defense	10th (.302)
3FG Made	2nd (8.0)
Rebound Margin	10th (-0.5)
Blocks	14th (1.0)
Assists	9th (13.0)
Steals	14th (4.0)
Turnover Margin	14th (-1.5)
Assist/TO Ratio	9th (0.9)

VU INDIVIDUAL SEC RANKINGS (11/19/12)

Kedren Johnson	Total
Scoring	T-4th (19.5)
Assists	5th (4.5)
3FG Made	T-7th (2.5)
Def. Rebounds	8th (5.0)
Minutes Played	1st (38.0)
Kevin Bright	Total
Rebounding	T-4th (8.0)
3FG%	1st (.800)
3FG Made	T-10th (2.0)
Def. Rebounds	1st (6.5)
Kyle Fuller	Total
FG%	9th (.545)
Assists	10th (3.5)
Minutes Played	3rd (36.5)





Vanderbilt vs. Rest of Old Spice Field

The Commodores have never played Marist, Gonzaga, or UTEP, have played West Virginia once (0-1), Oklahoma twice (2-0), and Clemson 13 times (8-5).

Vanderbilt's only game with West Virginia came in the semifinals of the 2010 Puerto Rico Tip Off, with the Mountaineers escaping with a 74-71 win. VU's last meeting with Oklahoma came in the first round of the 1994 NIT (W, 78-59), and the Commodores' last meeting with Clemson also came in the 1994 NIT two rounds after the win over Oklahomaaaa. Vanderbilt won that meeting, 89-74.



THE LAST TIME...

VANDERBILT

INDIVIDUALS

Scoring:

Scored 25 points – Kedren Johnson (25), vs. Nicholls State, 11/10/2012

Scored 30 points – Jeffery Taylor (30), at Davidson, 12/7/2011

Scored 35 points – Billy McCaffrey (35), vs. Georgia, 2/24/1993

Scored 40 points – Shan Foster (42) vs. Mississippi State, 3/5/2008

Two Players Had 20 Points –

Jeffery Taylor (28) and John Jenkins (26) at Ole Miss, 2/16/2012

Three Players Had 20 Points –

Derrick Byars (28), Shan Foster (21) and Ross Neltner (20) vs. Toledo, 12/2/2006

Scored 20 Points in Two Straight Games –

John Jenkins at Ole Miss (26), 2/16/2012, at Georgia (28), 2/19/2012

Scored 20 Points in Three Straight Games –

John Jenkins at Ole Miss (26), 2/16/2012, at Georgia (28), 2/19/2012, vs. S. Carolina (21), 2/22/2012

Scored 20 Points in Four Straight Games –

John Jenkins vs. Monmouth (25), 11/25/11, vs. Xavier (20), 11/28/11, at Louisville (27), 12/2/2011, at Davidson (22), 12/7/2011

Scored 20 Points in Five Straight Games –

Shan Foster vs. Georgia (29), 2/23/2008; vs. Tennessee (32), 2/26/2008; at Arkansas (22), 3/1/2008; vs. Mississippi State (42), 3/5/2008; at Alabama (21), 3/8/2008

Scored 20 Points in Six Straight Games –

Shan Foster vs. Georgia (29), 2/23/2008; vs. Tennessee (32), 2/26/2008; at Arkansas (22), 3/1/2008; vs. Mississippi State (42), 3/5/2008; at Alabama (21), 3/8/2008; vs. Auburn (26), 3/13/2008

Five Players Scored in Double Figures –

John Jenkins (18), Jeffery Taylor (16), Brad Tinsley (16), Dai-Jon Parker (10), and Josh Henderson (10) vs. Monmouth, 11/25/11

Six Players Scored in Double Figures –

Jeffery Taylor (16), George Drake (14), Jermaine Beal (12), Festus Ezeli (11), Brad Tinsley (11), and A.J. Ogilvy (10) vs. Central Arkansas, 11/26/2008

Four Players with 15 or more points –

Jeffery Taylor (20), John Jenkins (17), Brad Tinsley (16), Lance Goulbourne (16), Festus Ezeli (15) at LSU, 2/26/2011

Double-Doubles:

Double-Double – Jeffery Taylor (18 points, 11 rebounds) vs. Kentucky, 3/11/12

20-10 game – Jeffery Taylor (21 points, 11 rebounds) vs. LSU, 3/10/11

30-10 game – A.J. Ogilvy (33 points, 10 rebounds) vs. Oregon, 11/11/2011

Back-to-back 20-10 games – Matt Freije vs. South Carolina (26 points, 11 rebounds)

1/28/04; vs. Kentucky (20 points, 11 rebounds) 1/31/04

Double-Double in Points and Rebounds – Jeffery Taylor (18 points, 121 rebounds) vs. Kentucky, 3/11/12

Double-Double in Points and Assists – Brad Tinsley (11 points, 10 assists) vs. Presbyterian, 11/12/2010

Double-Double in Points and Blocks – Never

Double-Double in Points and Steals – Never

Double-Double in Two Consecutive games –

Festus Ezeli at Alabama (12 points, 10 rebounds) 1/19/2012, vs. Miss. St. (12 points, 14 rebounds) 1/22/2011

Double-Double in three consecutive games –

Dan Langhi vs. Notre Dame (33 points, 10 rebounds) 11/21/1998; vs. Morehead State (18 points, 10 rebounds) 11/24/1998; vs. Ohio State (14 points, 17 rebounds) 11/28/1998

Two players record double-double –

A.J. Ogilvy (12 points, 10 rebounds), Jeffery Taylor (16 points, 10 rebounds) vs. Arkansas, 3/8/2009

Triple-Doubles:

Triple-Double – Brad Tinsley (11 points, 10 rebounds, 10 assists) vs. Presbyterian, 11/12/2010

Field Goals:

Made 10 FG in a game – Jeffery Taylor (10) at Ole Miss, 2/16/2012

Made 11 FG in a game – John Jenkins (11) vs. Kentucky, 2/12/2011

Made 12 FG in a game – Jeffery Taylor (12) vs. Longwood, 12/19/2011

Made 16 FG in a game – Shan Foster (16) vs. Mississippi State, 3/5/2008

Attempted 15 FG in a game – Kedren Johnson (15) at Oregon, 11/16/2012

Attempted 16 FG in a game – John Jenkins (16) vs. Ole Miss, 3/10/12

Attempted 17 FG in a game – John Jenkins (17) vs. Miss. St., 1/21/2012

Attempted 18 FG in a game – John Jenkins (18) at Kentucky, 2/25/2012

Attempted 19 FG in a game – John Jenkins (19) vs. Oregon, 11/11/2011

Attempted 20 FG in a game – John Jenkins (21) vs. Marquette, 12/29/2010

Three-Pointers:

Made 5 3-pointers in a game – John Jenkins (5) vs. Ole Miss, 3/10/12

Made 6 3-pointers in a game – John Jenkins (6) vs. Florida, 2/28/2012

Made 7 3-pointers in a game – John Jenkins (7) vs. Lafayette, 12/21/2011

Made 8 3-pointers in a game – Shan Foster (8) vs. UMass, 1/5/2008

Made 9 3-pointers in a game – Shan Foster (9) vs. Mississippi State, 3/5/2008

Attempted 10 3-pointers in a game – John Jenkins (10) at Tennessee, 3/3/2012

Attempted 15 3-pointers in a game – John Jenkins (16) vs. Oregon, 11/11/2011

Free Throws:

Made 8 FT in a game – John Jenkins (8) vs. Kentucky, 3/11/12

Made 9 FT in a game – John Jenkins (9) vs. Georgia, 1/14/2012

Made 10 FT in a game – John Jenkins (10) vs. Harvard, 3/15/2012

Made 12 FT in a game – John Jenkins (12) at Ole Miss, 2/16/2012

Made 13 FT in a game – A.J. Ogilvy (13) vs. DePaul, 12/5/2009

Made 18 FT in a game – Matt Freije (18) vs. Indiana, 11/24/2003

Attempted 12 FT in a game – John Jenkins (13) vs. Harvard, 3/15/2012

Attempted 14 FT in a game – Festus Ezeli (14) vs. Belmont, 12/4/2010

Attempted 15 FT in a game – John Jenkins (15) at Ole Miss, 2/16/2012

Rebounds:

10 Rebounds in a game – Jeffery Taylor (11) vs. Kentucky, 3/11/12

15 Rebounds in a game – Lance Goulbourne (16) at Marquette, 12/29/2011

10+ Rebounds in Three Consecutive Games –

Lance Goulbourne (16) vs. Ole Miss, 1/19/2011; (10) vs. St. Mary's, 1/22/2011; (12) at Miss. State, 1/27/2011

Assists:

8 Assists – Brad Tinsley (8) at Marquette, 12/29/2011

9 Assists – Brad Tinsley (9) at S. Carolina, 1/10/2012

10 Assists – Brad Tinsley (10), vs. Lafayette, 12/21/2011

11 Assists – Mario Moore (13) vs. Arkansas, 2/19/2005

12 Assists – Mario Moore (13) vs. Arkansas, 2/19/2005

13 Assists – Mario Moore (13) vs. Arkansas, 2/19/2005

14 Assists – Billy McCaffrey (14) vs. Kentucky, 1/13/1993

5+ Assists in Four Consecutive Games – Jermaine Beal (6) vs. South Carolina, 1/9/2008; at Kentucky (5), 1/12/2008; at Tennessee (5), 1/17/2008; vs. LSU (9), 1/19/2008

8+ Assists in Two Consecutive Games – Atiba Prater (9) at Georgia, 2/2/2000; (9) vs. Boston College, 2/6/2000

Blocks:

4 Blocked Shots – Festus Ezeli (4), at Ole Miss, 2/16/2012

5 Blocked Shots – Festus Ezeli (5) vs. S. Carolina, 2/22/2012

6 Blocked Shots – Festus Ezeli (6) at LSU, 2/26/2011

7 Blocked Shots – Festus Ezeli (7) at Georgia, 2/16/11

Steals:

4 Steals – Lance Goulbourne (4) at Tennessee, 3/3/2012

5 Steals – Jeffery Taylor (5) vs. Oregon, (11/11/2011)

6 Steals – Dan Cage (6) vs. Furman, 11/28/2006

7 Steals – James Strong (8) vs. Morehead State, 11/24/1998

8 Steals – James Strong (8) vs. Morehead State, 11/24/1998

Minutes:

Played every minute – Jermaine Beal (40), vs. Alabama (2/5/2009)

Played over 40 minutes – John Jenkins (42) at Florida, 2/1/2011

All 5 starters played 40 minutes – Steve Tchiengang (40), Brad Tinsley (40), Lance Goulbourne (41), Jeffery Taylor (41), and John Jenkins (41), at Louisville, 12/2/2011

Fouls:

Technical Foul – Festus Ezeli, vs. Kentucky, 3/11/12

Fouled Out – Shelby Moats, at Oregon, 11/16/2012

Two Players Fouled Out – Steve Tchiengang and Festus Ezeli vs. Tennessee, 2/22/2011

Three Players Fouled Out – Festus Ezeli, Steve Tchiengang, Jeffery Taylor at Florida, 2/1/2011

TEAM

Started the game with Opponent Technical Foul – Furman bench, 12/22/2008

Scored 95 or more points – 99 vs. Longwood 12/19/11 (W, 99-71)

Scored 100 or more points – 102 at Ole Miss, 2/16/2012 (W, 102-76)

Scored 100 or more points (SEC game) – 102 at Ole Miss, 2/16/2012 (W, 102-76)

Scored 110 or more points – 113 vs. Alabama A&M 12/30/1998 (W, 113-71)

Scored 110 or more points (SEC game) – 111 vs. Alabama 2/21/1972 (W, 111-91)

Scored 120 or more points – 130 vs. Ole Miss 12/22/1970 (W, 130-112)

Scored 120 or more points (SEC game) – 130 vs. Ole Miss 12/22/1970 (W, 130-112)

Scored 130 or more points – 130 vs. Ole Miss 12/22/1970 (W, 130-112)

Scored Less than 50 points – 48 at Oregon, 11/16/2012 (L, 48-74)

Scored 20 or less points in half – 18 at Tennessee, 2/14/2009

Scored 90+ points in three consecutive games – 95 vs. Bradley, 11/24/2007 (W, 95-86); 91 vs. South Alabama, 11/29/2007 (W, 91-88); vs. Georgia Tech, 12/1/2007 (W, 92-79)

Allowed 90 or more points – 94, Florida, 1/25/2009 (L, 69-94)

Allowed 100 or more points – 106, Kentucky, 3/5/2003 (L, 44-106)

Allowed Less than 50 points – 48, S. Carolina, 2/22/2012 (W, 59-48)

Allowed 40 or Less points – 35, vs. Auburn, 1/7/2012 (W, 65-35)

Shot 60% or better – 625 at Ole Miss, 2/16/2012 (W, 102-76)

Shot over 67% FG – .679 vs. TSU, 12/19/2009 (W, 84-71)

Shot 50% or better – .543 vs. Harvard, 3/15/2012 (W, 79-70)





THE LAST TIME...

Shot lower than 30% - .275 vs. Cincinnati 11/23/2009 (L, 67-58)
Allowed 60% shooting - .612 at Florida, 2/21/2009 (L, 68-82)
Scored 100 points in two consecutive games - 111 vs. North Alabama 12/20/1980 (W, 111-79) and 111 vs. Memphis 12/23/1980 (W, 111-96)
Scored 100 points in three consecutive games - Never
Scored 100 points in Consecutive SEC games - 104 vs. LSU 2/19/1972 (W, 104-83) and 111 vs. Alabama 2/21/1972 (W, 111-91)
Won game by 70 points or more - 71 vs. Union (Tenn.) (W, 95-24), 1911-12
Won game by 60 points or more - 71 vs. Union (Tenn.) (W, 95-24), 1911-12
Won game by 50 points or more - 51 vs. Army (W, 92-41) 11/14/1998
Game decided by one point - vs. Miss. St., 1/21/2012 (L, 77-78)
Two consecutive games decided by one point - at South Carolina (L, 70-71) 1/7/1998 and Tennessee (W, 80-79) 1/10/1998
Three consecutive games decided by one point - Never
Shot 90% or Better from Free Throw Line - 90.9% vs. Mississippi State (20-22) 3/11/2011
Shot less than 50% from Free Throw Line - .333 vs. Chaminade (1-of-3) 11/24/2009
Shot less than 20% from 3PT - .190 (4-of-21) at Oregon, 11/16/2012
Attempted 30 FT - 38 (30-38) at Ole Miss, 2/16/2012
Attempted 40 FT - 45 (30-45) vs. Georgia, 1/14/2012
Attempted five or less FT - 3 vs. Chaminade, 11/24/2009
Made 20 FT - 21 vs. Harvard, 3/15/2012
Made 30 FT - 30 at Ole Miss, 2/16/2012
Made 15 3FG - 15 vs. Lafayette, 12/21/2011
Won an Overtime Game - vs. Georgia, 2/25/2010 (W, 96-94)
Lost by 25 or More Points - at Oregon, 11/16/2012 (L, 48-74)
Lost an Overtime Game - vs. Miss. St., 1/21/2012 (L, 77-78)
Played Two Overtimes - at Kentucky, 1/12/2008 (L, 79-73)
Played Three Overtimes - at Ole Miss 2/17/1982 (L, 51-48)
Played Four Overtimes - at Ole Miss 2/17/1982 (L, 51-48)
Played consecutive games that went to overtime - vs. Xavier 11/28/2011 (L, 82-70) and at Louisville, 12/2/2011 (L, 62-60)
Had 20 Turnovers - 20 at Georgia, 2/19/2012
Had fewer than 10 Turnovers in two straight games - vs. Mississippi State (5) 3/1/2011, vs. Florida (6) 3/12/2011

OPPONENT - INDIVIDUALS

Scoring:
Scored 25 points - Anthony Davis (28) at Kentucky, 2/25/2012
Scored 30 points - Casey Mitchell (31) vs. West Virginia, 11/19/2010
Scored 35 points - Rotnei Clarke, (36) 1/29/2011
Scored 40 points - Morris Almond (44), Rice, 1/3/2007

Two Players Had 20 Points - Dee Bost (24) and Arnett Moultrie (21) vs. Miss. St., 1/21/2012
Five Players Scored in Double Figures - Rickey Scott (18), Julysse Nobles (17), BJ Young (12), Mardracus Wade (10), Rashad Madden (10) at Arkansas, 1/31/2012
Six Players Scored in Double Figures - Bam Doyno (22), Dwayne Curtis (12), Todd Abernethy (11), Clarence Sanders (11), Polynice (10) and Williams (10), vs. Ole Miss, 1/27/2007
Four Players with 15 or more points - Erik Daniels (20), Marquis Estill (17), Kelenna Azubuike (16) and Gerald Fitch (15) vs. Kentucky, 3/5/2003

Double-Doubles:

Double-Double - Fred Hunter (21 points, 10 rebounds), vs. Nicholls State, 11/10/12
Triple-Double - Sam Muldrow (16 points, 14 rebounds and 10 blocks) at South Carolina, 1/8/2010
20-10 game - Fred Hunter (21 points, 10 rebounds) vs. Nicholls State, 11/10/2012
30-10 game - Morris Almond (44 points, 12 rebounds) at Rice, 1/3/2007

Double-Double in Points and Rebounds

- Fred Hunter (21 points, 10 rebounds) vs. Nicholls State, 11/10/12

Double-Double in Points and Assists

- Nick Calathes (15 points, 10 assists) at Florida, 1/27/2008

Two players record double-doubles - Yancy Gates (16 points, 10 rebounds), Dion Dixon (12 points, 10 rebounds) vs. Cincinnati, 11/23/2009

Field Goals:

Made 10 FG in a game - Anthony Davis (10) at Kentucky, 2/25/2012
Made 11 FG in a game - Omar Samhan (11) at St. Mary's, 11/20/2009
Made 12 FG in a game - Storm Warren, (12) at LSU, 2/26/2011
Made 13 FG in a game - Lester Hudson (13) vs. Tennessee-Martin, 12/29/2007

Attempted 15 FG in a game - Damien Leonard vs. S. Carolina, 2/22/2012

Attempted 16 FG in a game - Anthony Hickey (16) vs. LSU, 2/8/2012

Attempted 17 FG in a game - Antwan Carter vs. Longwood, 12/19/2011

Attempted 18 FG in a game - Mark Lyons (18) vs. Xavier, 11/28/2011

Attempted 19 FG in a game - Marcus Denmon (19) at Missouri, 12/8/2010

Attempted 20 FG in a game - Tu Holloway (20) vs. Xavier, 11/28/2011

Attempted 25 FG in a game - Courtney Fortson (27) vs. Arkansas, 3/8/2009

Three-Pointers:
Made 5 3-pointers in a game - Jalen Steele (5) vs. Miss. St., 1/21/2012
Made 6 3-pointers in a game - Laurent Rivard vs. Harvard, 3/15/2012

Made 7 3-pointers in a game - Chandler Parsons (7) vs. Florida, 1/25/2009
Made 8 3-pointers in a game - Brian Sullivan (8) vs. Miami (OH), 1/2/2012
Attempted 10 3-pointers in a game - Kentavious Caldwell-Pope vs. Georgia, 1/14/2012

Free Throws:

Made 8 FT in a game - Trae Golden (8) at Tennessee, 3/3/2012
Made 9 FT in a game - E.J. Singler (9), at Oregon, 11/16/2012
Made 10 FT in a game - Jake Cohen (10) at Davidson, 12/7/2011
Made 11 FT in a game - Iman Shumpert (11) at Georgia Tech, 12/6/2008
Made 17 FT in a game - Morris Almond (17) at Rice, 1/3/2007

Attempted 10 FT in a game - E.J. Singler (11) at Oregon, 11/16/2012
Attempted 13 FT in a game - DeMarcus Cousins (13) at Kentucky, 1/30/2010
Attempted 14 FT in a game - Jae Crowder (14) at Marquette, 12/29/2011
Attempted 15 FT in a game - Morris Almond (19) at Rice, 1/3/2007

Rebounds:

10 Rebounds in a game - Fred Hunter (10) vs. Nicholls State, 11/10/12
15 Rebounds in a game - Lance Goulbourne (16) at Marquette, 12/29/11
18 Rebounds in a game - Daniel Northern (18) vs. Tennessee Tech, 12/20/2008
19 Rebounds in a game - Omar Samhan (19) at St. Mary's, 11/20/2009
20 Rebounds in a game - Roy Rogers (20) at Alabama, 1/3/1996

Assists

8 Assists - Johnathan Loyd (10) vs. Oregon, 11/11/2011
9 Assists - John Wall (9) at Kentucky, 1/30/2010
10 Assists - Nick Calathes (10) at Florida, 1/27/2008
11 Assists - Dee Bost (11) vs. Mississippi State, 3/11/2011
12 Assists - G.G. Smith (12) vs. Georgia, 2/3/1999

Blocks:

4 Blocked Shots - Terrence Jones (4), vs. Kentucky, 2/11/2012
5 Blocked Shots - Jarnell Stokes (5) at Tennessee, 3/3/2012
6 Blocked Shots - Anthony Davis (6) at Kentucky, 2/25/2012
7 Blocked Shots - Anthony Davis (7), vs. Kentucky, 2/11/2012
8 Blocked Shots - Jarvis Varnado (9) vs. Mississippi State, 2/3/2010
10 Blocked Shots - Sam Muldrow (10) at South Carolina, 1/8/2011

Steals:

5 Steals - Zaire Taylor (5) vs. Missouri, 12/2/2009
6 Steals - Trevor Releford (6) at Alabama, 1/19/12

7 Steals - Aaron Lucas (7) at South Carolina, 1/19/2002
8 Steals - Steve Wojciechowski (8) at Duke, 11/22/1996

Two players with 3 steals - Ed Waite (4) and Andrew Nicholas (4) vs. Monmouth, 11/25/201

Minutes:

Played every minute - Arnett Moultrie (45) vs. Miss. St., 1/21/2012
Played over 40 minutes - Arnett Moultrie (45) vs. Miss. St., 1/21/2012

Fouls:

Technical Foul - Terrance Henry at Ole Miss, 2/16/2012
Fouled Out - Reginald Buckner, vs. Ole Miss, 3/10/12
Three Players Fouled Out - Donte' Williams, Nemanja Djuristic, John Florveus vs. Georgia, 1/14/2012

OPPONENT - TEAM

Scored 90 or more points at Memorial Gym - 94 vs. Georgia, 2/25/2010 (VU 96, UGA 94 (OT))
Scored 100 or more points - 106 at Kentucky 3/5/2003 (L, 44-106)
Scored 110 or more points - 120 vs. Kentucky 2/7/1996 (L, 81-120)
Scored 120 or more points - 120 vs. Kentucky 2/7/1996 (L, 81-120)
Scored 130 or more points - Never
Scored Less than 50 points - 48 vs. S. Carolina, 2/22/2012 (W, 59-48)
Scored Less than 40 points - 35 vs. Auburn, 1/7/2012 (W, 65-35)
Shot 50% or Better - .571 at Kentucky, 2/25/2012 (UK 83, VU 74)
Shot 60% or Better - .612 at Florida (UF 82, VU 68), 2/21/2009
Shot 60% or Better from 3PT - .600 (15-25) vs. Florida, 1/25/2009 (L, 69-94)
Shot less than 30% FG - .293 (22-of-75), vs. Davidson, 1/2/2011 (VU 80, Davidson 52)
Shot less than 15% from 3PT - .118 (2-17), vs. Georgia (3/9/12) (VU 63, Georgia 41)
Held Opponent Without a 3-Pointer - vs. Nebraska, 11/18/10 (W, 59-49)
Shot 90% or Better from Free Throw Line - .94.1, at Florida (16-17), 2/4/2012
Shot less than 50% from Free Throw Line - .450 at Arkansas, 2/27/2010
Attempted 30 FT - 30 at Marquette, 12/29/2011
Attempted 40 FT - 42 at Mississippi State, 2/12/2007
Attempted 45 or More FT - 49 at South Carolina, 1/28/2009
Attempted five or less FT - 1 vs. Miami (OH), 1/2/2012
Made 20 FT - 23 at Tennessee, 3/3/2012
Made 30 FT - 32 at South Carolina, 1/28/2009
Made 0 FT - Georgia, 1/14/2009
Made 12 3PT - 12 at Kentucky, 1/30/2010
Made 15 3PT - 15 vs. Florida, 1/25/2009
Attempted 30 or more 3PT - 34 vs. Mississippi State, 2/3/2010
Had 20 Turnovers - 25 vs. Tennessee, 1/24/2012

**A.J. ASTROTH****20**Freshman, Guard
6'6" 200 lbs.
Tampa, Fla.
Wharton HS**SEASON HIGHS**

Points:
FG Made:
FG Atts: 2, at Oregon (11/16/12)
3FG Made:
3FG Atts: 1, at Oregon (11/16/12)
FT Made:
FT Atts:
Rebounds:
Assists:
Turnovers:
Blocks:
Steals:
Minutes: 3, at Oregon (11/16/12)

CAREER HIGHS

Points:
FG Made:
FG Atts: 2, at Oregon (11/16/12)
3FG Made:
3FG Atts: 1, at Oregon (11/16/12)
FT Made:
FT Atts:
Rebounds:
Assists:
Turnovers:
Blocks:
Steals:
Minutes: 3, at Oregon (11/16/12)

MISCELLANEOUS**ASTROTH NOTEBOOK**

- ✪ Averaged 1.0 points and 1.5 rebounds in two exhibition games.
- ✪ Missed Saturday's game with Nicholls State with slight ankle sprain - listed as day to day.
- ✪ Big shooting guard from Tampa, Fla., who averaged 22 points, 7.5 rebounds, 4.5 assists, and 3.4 steals for his Wharton High School team...Also the school's all-time leading scorer.
- ✪ Was a first-team all-Hillsborough County member for his junior and senior seasons, and was a second-team all-state selection in his senior campaign.
- ✪ Plans to major in Business Management and Marketing.
- ✪ Advice to youngsters: "Don't let anyone tell you that you can't do something. If you want it, work your behind off, and go get it."

ASTROTH GAME-BY-GAME (FRESHMAN)

Opponent	M	FG-A	3P-A	FT-A	Reb	PF	A	T	B	S	PTS
N10 Nicholls State	DNP										
N16 @Oregon	3	0-2	0-1	0-0	0	0	0	0	0	0	0
N22 Davidson											
N23 Old Spice											
N25 Old Spice											
D1 Villanova											
D6 @Xavier											
D15 Alabama A&M											
D17 Cornell											
D21 vs. MTSU											
D29 Butler											
J2 William & Mary											
J10 Kentucky											
J12 @Arkansas											
J15 Ole Miss											
J19 @South Carolina											
J23 Auburn											
J26 @Missouri											
J29 @Tennessee											
F2 Alabama											
F6 @LSU											
F9 Arkansas											
F13 Tennessee											
F16 Texas A&M											
F20 @Kentucky											
F23 @Mississippi St.											
F27 Georgia											
M2 @Auburn											
M6 @Florida											
M9 South Carolina											

Astroth's Overall Statistics at Vanderbilt

Karl's Overall Statistics at Vanderbilt																										
Year	GP	GS	Min	Avg	FG	FGA	Pct	3FG	3FGA	Pct	FT	FTA	Pct	Off	Def	Tot	Avg	PF	FO	Ast	TO	Blk	Stl	Pts	Avg	
2012-13	1	0	3	3.0	0	2	.000	0	1	.000	0	0	.000	0	0	0	0.0	0	0	0	0	0	0	0	0.0	
TOTAL	1	0	3	3.0	0	2	.000	0	1	.000	0	0	.000	0	0	0	0.0	0	0	0	0	0	0	0	0.0	

Astroth's SEC Statistics at Vanderbilt

Year	GP	GS	Min	Avg	FG	FGA	Pct	3FG	3FGA	Pct	FT	FTA	Pct	Off	Def	Tot	Avg	PF	FO	Ast	TO	Blk	Stl	Pts	Avg
2012-13																									
TOTAL																									





KEVIN BRIGHT

15

Freshman, Guard
6'5" 210 lbs.
Mannheim, Germany
Urspring Basketball Acad.

SEASON HIGHS

Points: 15, vs. Nicholls State (11/10/12)
FG Made: 5, vs. Nicholls State (11/10/12)
FG Atts: 8, vs. Nicholls State (11/10/12)
3FG Made: 3, vs. Nicholls State (11/10/12)
3FG Atts: 3, vs. Nicholls State (11/10/12)
FT Made: 2, vs. Nicholls State (11/10/12)
FT Atts: 2, 2x, last at Oregon (11/16/12)
Rebounds: 8, 2x, last at Oregon (11/16/12)
Assists: 1, 2x, last at Oregon (11/16/12)
Turnovers: 3, vs. Nicholls State (11/10/12)
Blocks:
Steals: 1, at Oregon (11/16/12)
Minutes: 28, at Oregon (11/16/12)

CAREER HIGHS

Points: 15, vs. Nicholls State (11/10/12)
FG Made: 5, vs. Nicholls State (11/10/12)
FG Atts: 8, vs. Nicholls State (11/10/12)
3FG Made: 3, vs. Nicholls State (11/10/12)
3FG Atts: 3, vs. Nicholls State (11/10/12)
FT Made: 2, vs. Nicholls State (11/10/12)
FT Atts: 2, 2x, last at Oregon (11/16/12)
Rebounds: 8, 2x, last at Oregon (11/16/12)
Assists: 1, 2x, last at Oregon (11/16/12)
Turnovers: 3, vs. Nicholls State (11/10/12)
Blocks:
Steals: 1, at Oregon (11/16/12)
Minutes: 28, at Oregon (11/16/12)

MISCELLANEOUS

BRIGHT NOTEBOOK

- ✪ Averaged 9.0 points and 5.0 rebounds in two exhibition game starts, scored 15 points in collegiate debut.
- ✪ Leads SEC in 3FG% (80%) and Defensive Rebounds (6.5).
- ✪ First true freshman to start first game of the season for Commodores since Jeffery Taylor in 2008.
- ✪ Member of the 2012 Under 20/21 German National team that placed fifth in European Championship.
- ✪ Played at the Urspring Basketball Academy in Uln, Germany...His team was the German Champion in 2006, 2007, 2008, and 2011...Averaged 14.7 points, 7.6 rebounds, 3.4 assists, 1.2 blocks, and 1.3 steals in his last season at Urspring.
- ✪ Undecided on major at Vanderbilt.
- ✪ Best advice received: "We all have the choice to take the lead or to follow. It depends on you."

BRIGHT GAME-BY-GAME (FRESHMAN)

Opponent	M	FG-A	3P-A	FT-A	Reb	PF	A	T	B	S	PTS
N10 Nicholls State	24	5-8	3-3	2-2	8	4	1	3	0	0	15
N16 @Oregon	28	2-4	1-2	0-2	8	1	1	1	0	1	5
N22 Davidson											
N23 Old Spice											
N25 Old Spice											
D1 Villanova											
D6 @Xavier											
D15 Alabama A&M											
D17 Cornell											
D21 vs. MTSU											
D29 Butler											
J2 William & Mary											
J10 Kentucky											
J12 @Arkansas											
J15 Ole Miss											
J19 @South Carolina											
J23 Auburn											
J26 @Missouri											
J29 @Tennessee											
F2 Alabama											
F6 @LSU											
F9 Arkansas											
F13 Tennessee											
F16 Texas A&M											
F20 @Kentucky											
F23 @Mississippi St.											
F27 Georgia											
M2 @Auburn											
M6 @Florida											
M9 South Carolina											

Bright's Overall Statistics at Vanderbilt

Year	GP	GS	Min	Avg	FG	FGA	Pct	3FG	3FGA	Pct	FT	FTA	Pct	Off	Def	Tot	Avg	PF	FO	Ast	TO	Blk	Stl	Pts	Avg
2012-13	2	2	52	26.0	7	12	.583	4	5	.800	2	4	.500	3	13	16	8.0	5	0	2	4	0	1	20	10.0
TOTAL	2	2	52	26.0	7	12	.583	4	5	.800	2	4	.500	3	13	16	8.0	5	0	2	4	0	1	20	10.0

Bright's SEC Statistics at Vanderbilt

Year	GP	GS	Min	Avg	FG	FGA	Pct	3FG	3FGA	Pct	FT	FTA	Pct	Off	Def	Tot	Avg	PF	FO	Ast	TO	Blk	Stl	Pts	Avg
2012-13																									
TOTAL																									



KYLE FULLER

11

Junior, Guard
6'1" 180 lbs.
Moreno Valley, Calif.
Rancho Verde HS

SEASON HIGHS

Points: 17, at Oregon (11/16/12)
FG Made: 6, 2x, last at Oregon (11/16/12)
FG Atts: 13, vs. Nicholls State (11/10/12)
3FG Made: 2, vs. Nicholls State (11/10/12)
3FG Atts: 5, vs. Nicholls State (11/10/12)
FT Made: 5, at Oregon (11/16/12)
FT Atts: 6, at Oregon (11/16/12)
Rebounds: 3, vs. Nicholls State (11/10/12)
Assists: 6, vs. Nicholls State (11/10/12)
Turnovers: 6, at Oregon (11/16/12)
Blocks:
Steals:
Minutes: 37, at Oregon (11/16/12)

CAREER HIGHS

Points: 17, at Oregon (11/16/12)
FG Made: 6, 2x, last at Oregon (11/16/12)
FG Atts: 13, vs. Nicholls State (11/10/12)
3FG Made: 2, 2x, last vs. Nicholls State (11/10/12)
3FG Atts: 5, vs. Nicholls State (11/10/12)
FT Made: 5, at Oregon (11/16/12)
FT Atts: 6, at Oregon (11/16/12)
Rebounds: 4, 3x, last vs. Lafayette (12/21/11)
Assists: 6, vs. Nicholls State (11/10/12)
Turnovers: 6, at Oregon (11/16/12)
Blocks: 1, vs. Presbyterian (11/12/10)
Steals: 2, 3x, last vs. Longwood (12/19/11)
Minutes: 37, at Oregon (11/16/12)

MISCELLANEOUS

	2012-13	Career
5+ Assists	1	2

FULLER NOTEBOOK

- ✪ Point guard who has improved shooting over the summer, will see significant playing time this season.
- ✪ One of four Commodores to average double figures in the exhibition season - he averaged 10.5 points, 3.5 rebounds, and 4.5 assists per game. Scored 15 points and had six assists in season opener and career high 17 points at Oregon.
- ✪ Only player from California on roster.
- ✪ Played in 18 games in 2011-12, averaged 0.9 points, 0.9 rebounds, and 0.9 points per game.
- ✪ Dished out season-high four assists vs. Monmouth.
- ✪ Played in all 34 games in 2010-11, and averaged 1.9 points and 1.6 assists per game in 15 minutes of action.
- ✪ Averaged 27.6 points, eight assists, six rebounds, and four steals per game as a point guard at Rancho Verde High School.
- ✪ Winningest player in Rancho Verde history, was a four-year captain, and a three-year starter.
- ✪ Nickname is Zoomey.

FULLER GAME-BY-GAME (JUNIOR)

Opponent	M	FG-A	3P-A	FT-A	Reb	PF	A	T	B	S	PTS
N10 Nicholls State	36	6-13	2-5	1-3	3	1	6	1	0	0	15
N16 @Oregon	37	6-9	0-1	5-6	1	0	1	6	0	0	17
N22 Davidson											
N23 Old Spice											
N25 Old Spice											
D1 Villanova											
D6 @Xavier											
D15 Alabama A&M											
D17 Cornell											
D21 vs. MTSU											
D29 Butler											
J2 William & Mary											
J10 Kentucky											
J12 @Arkansas											
J15 Ole Miss											
J19 @South Carolina											
J23 Auburn											
J26 @Missouri											
J29 @Tennessee											
F2 Alabama											
F6 @LSU											
F9 Arkansas											
F13 Tennessee											
F16 Texas A&M											
F20 @Kentucky											
F23 @Mississippi St.											
F27 Georgia											
M2 @Auburn											
M6 @Florida											
M9 South Carolina											

Fuller's Overall Statistics at Vanderbilt

Year	GP	GS	Min	Avg	FG	FGA	Pct	3pt	3ptA	Pct	FT	FTA	Pct	Off	Def	Tot	Avg	PF	FO	Ast	TO	Blk	Stl	Pts	Avg
2010-11	34	0	499	14.7	24	78	.308	7	29	.241	8	16	.500	8	38	46	1.4	44	0	55	34	1	13	63	1.9
2011-12	18	1	125	6.9	6	22	.273	0	8	.000	5	8	.625	2	14	16	0.9	7	0	17	10	0	5	17	0.9
2012-13	2	2	73	36.5	12	22	.545	2	6	.333	6	9	.667	0	4	4	2.0	1	0	7	7	0	0	32	16.0
TOTAL	54	3	697	12.9	42	122	.344	9	43	.209	19	33	.576	10	56	66	1.2	52	0	79	51	1	18	112	2.1

Fuller's SEC Statistics at Vanderbilt

Year	GP	GS	Min	Avg	FG	FGA	Pct	3pt	3ptA	Pct	FT	FTA	Pct	Off	Def	Tot	Avg	PF	FO	Ast	TO	Blk	Stl	Pts	Avg
2010-11	16	0	218	13.6	7	28	.250	4	8	.500	5	10	.500	4	18	22	1.4	18	0	21	11	0	5	23	1.4
2011-12	8	0	24	3.0	1	5	.200	0	1	.000	1	2	.500	0	3	3	0.4	0	0	4	3	0	0	3	0.4
TOTAL	24	0	242	10.1	8	33	.242	4	9	.444	6	12	.500	4	21	25	1.0	18	0	25	14	0	5	26	1.1

**JOSH HENDERSON****40**RS Sophomore, Center
6'11" 220 lbs.
Roanoke, Va.
Cave Spring HS**SEASON HIGHS**

Points: 3, 2x, last at Oregon (11/16/12)
FG Made: 1, vs. Nicholls State (11/10/12)
FG Atts: 3, vs. Nicholls State (11/10/12)
3FG Made:
3FG Atts:
FT Made: 3, at Oregon (11/16/12)
FT Atts: 4, at Oregon (11/16/12)
Rebounds: 5, at Oregon (11/16/12)
Assists: 2, at Oregon (11/16/12)
Turnovers: 2, at Oregon (11/16/12)
Blocks:
Steals: 1, at Oregon (11/16/12)
Minutes: 21, at Oregon (11/16/12)

CAREER HIGHS

Points: 10, vs. Monmouth (11/25/11)
FG Made: 4, vs. Monmouth (11/25/11)
FG Atts: 4, 2x, last vs. Xavier (11/28/11)
3FG Made:
3FG Atts:
FT Made: 3, at Oregon (11/16/12)
FT Atts: 4, 2x, last at Oregon (11/16/12)
Rebounds: 5, 2x, last at Oregon (11/16/12)
Assists: 4, vs. Bucknell (11/15/11)
Turnovers: 2, 2x, last at Oregon (11/16/12)
Blocks:
Steals: 1, 2x, last at Oregon (11/16/12)
Minutes: 21, at Oregon (11/16/12)

HENDERSON NOTEBOOK

- ✪ Played in second exhibition game against Delta State after recovering from right foot injury - scored eight points and had five rebounds against Delta State.
- ✪ Played 13 minutes and had three points and two rebounds against Nicholls State.
- ✪ Played in eight games in 2011-12 and averaged 2.6 points and 2.9 rebounds.
- ✪ Played in first game as a collegian against Oregon last year - scored four points and had four rebounds in 11 minutes.
- ✪ Scored a career-high 10 points vs. Monmouth (11/25); was 4-4 from the floor.
- ✪ Has team-high four assists vs. Bucknell (11/15)
- ✪ Redshirted in 2010-11.
- ✪ Will vie for starting spot at five position.
- ✪ Signed in the spring of 2010 with the Commodores.
- ✪ 6'11 center chose Vanderbilt over Virginia, Wake Forest, Davidson, Cincinnati, Maryland, and Penn State.

HENDERSON GAME-BY-GAME (RS-SOPHOMORE)

Opponent	M	FG-A	3P-A	FT-A	Reb	PF	A	T	B	S	PTS
N10 Nicholls State	13	1-3	0-0	1-2	2	0	0	0	0	0	3
N16 @Oregon	21	0-0	0-0	3-4	5	4	2	2	0	1	3
N22 Davidson											
N23 Old Spice											
N25 Old Spice											
D1 Villanova											
D6 @Xavier											
D15 Alabama A&M											
D17 Cornell											
D21 vs. MTSU											
D29 Butler											
J2 William & Mary											
J10 Kentucky											
J12 @Arkansas											
J15 Ole Miss											
J19 @South Carolina											
J23 Auburn											
J26 @Missouri											
J29 @Tennessee											
F2 Alabama											
F6 @LSU											
F9 Arkansas											
F13 Tennessee											
F16 Texas A&M											
F20 @Kentucky											
F23 @Mississippi St.											
F27 Georgia											
M2 @Auburn											
M6 @Florida											
M9 South Carolina											

Henderson's Overall Statistics at Vanderbilt

Year	GP	GS	Min	Avg	FG	FGA	Pct	3FG	3FGA	Pct	FT	FTA	Pct	Off	Def	Tot	Avg	PF	FO	Ast	TO	Blk	Stl	Pts	Avg
2011-12	8	0	69	8.6	8	17	.471	0	0	.000	5	9	.556	12	11	23	2.9	15	0	5	5	0	1	21	2.6
2012-13	2	0	34	17.0	1	3	.333	0	0	.000	4	6	.667	5	2	7	3.5	4	0	2	2	0	1	6	3.0
TOTAL	10	0	103	10.3	9	20	.450	0	0	.000	9	15	.600	17	13	30	3.0	19	0	7	7	0	2	27	2.7





SHELDON JETER

21

Freshman, Forward
6'7" 215 lbs.
Beaver Falls, Pa.
Beaver Falls HS

SEASON HIGHS

Points: 3, vs. Nicholls State (11/10/12)
FG Made: 1, vs. Nicholls State (11/10/12)
FG Atts: 6, vs. Nicholls State (11/10/12)
3FG Made: 1, vs. Nicholls State (11/10/12)
3FG Atts: 3, vs. Nicholls State (11/10/12)
FT Made:
FT Atts:
Rebounds: 5, at Oregon (11/16/12)
Assists: 1, vs. Nicholls State (11/10/12)
Turnovers: 1, vs. Nicholls State (11/10/12)
Blocks:
Steals: 2, vs. Nicholls State (11/10/12)
Minutes: 17, vs. Nicholls State (11/10/12)

CAREER HIGHS

Points: 3, vs. Nicholls State (11/10/12)
FG Made: 1, vs. Nicholls State (11/10/12)
FG Atts: 6, vs. Nicholls State (11/10/12)
3FG Made: 1, vs. Nicholls State (11/10/12)
3FG Atts: 3, vs. Nicholls State (11/10/12)
FT Made:
FT Atts:
Rebounds: 5, at Oregon (11/16/12)
Assists: 1, vs. Nicholls State (11/10/12)
Turnovers: 1, vs. Nicholls State (11/10/12)
Blocks:
Steals: 2, vs. Nicholls State (11/10/12)
Minutes: 17, vs. Nicholls State (11/10/12)

MISCELLANEOUS

JETER NOTEBOOK

- ⚡ Played in both exhibition games, averaged 14 minutes and 2.5 rebounds. Played 17 minutes in season opener, had three points and three assists.
- ⚡ A very highly decorated player from Beaver Falls High School... Was a first-team All-State selection, and was named the Pittsburgh Post Gazette and Pittsburgh Tribune Review Player of the Year as a senior... Was also his section's Most Valuable Player as a senior... Also named the Beaver County Times Athlete of the Year.
- ⚡ Averaged 22 points, 12 rebounds, five assists, two blocks, and two steals as a senior.
- ⚡ Undecided on major at Vanderbilt.
- ⚡ Advice to youngsters: "Never change who you really are to please other people's insecurities."

JETER GAME-BY-GAME (FRESHMAN)

Opponent	M	FG-A	3P-A	FT-A	Reb	PF	A	T	B	S	PTS
N10 Nicholls State	17	1-6	1-3	0-0	3	2	1	1	0	2	3
N16 @Oregon	13	0-1	0-1	0-0	5	1	0	0	0	1	0
N22 Davidson											
N23 Old Spice											
N25 Old Spice											
D1 Villanova											
D6 @Xavier											
D15 Alabama A&M											
D17 Cornell											
D21 vs. MTSU											
D29 Butler											
J2 William & Mary											
J10 Kentucky											
J12 @Arkansas											
J15 Ole Miss											
J19 @South Carolina											
J23 Auburn											
J26 @Missouri											
J29 @Tennessee											
F2 Alabama											
F6 @LSU											
F9 Arkansas											
F13 Tennessee											
F16 Texas A&M											
F20 @Kentucky											
F23 @Mississippi St.											
F27 Georgia											
M2 @Auburn											
M6 @Florida											
M9 South Carolina											

Jeter's Overall Statistics at Vanderbilt

Year	GP	GS	Min	Avg	FG	FGA	Pct	3FG	3FGA	Pct	FT	FTA	Pct	Off	Def	Tot	Avg	PF	FO	Ast	TO	Blk	Stl	Pts	Avg
2012-13	2	0	30	15.0	1	7	.143	1	4	.250	0	0	.000	1	7	8	4.0	3	0	1	1	0	3	3	1.5
TOTAL	2	0	30	15.0	1	7	.143	1	4	.250	0	0	.000	1	7	8	4.0	3	0	1	1	0	3	3	1.5

Jeter's SEC Statistics at Vanderbilt

Year	GP	GS	Min	Avg	FG	FGA	Pct	3FG	3FGA	Pct	FT	FTA	Pct	Off	Def	Tot	Avg	PF	FO	Ast	TO	Blk	Stl	Pts	Avg
2012-13																									
TOTAL																									





KEDREN JOHNSON

2

Sophomore, Guard
6'4" 215 lbs.
Lewisburg, Tenn.
Marshall County HS

SEASON HIGHS

Points: 25, vs. Nicholls State (11/10/12)
FG Made: 8, vs. Nicholls State (11/10/12)
FG Atts: 15, at Oregon (11/16/12)
3FG Made: 3, vs. Nicholls State (11/10/12)
3FG Atts: 8, at Oregon (11/16/12)
FT Made: 6, vs. Nicholls State (11/10/12)
FT Atts: 9, vs. Nicholls State (11/10/12)
Rebounds: 6, vs. Nicholls State (11/10/12)
Assists: 6, vs. Nicholls State (11/10/12)
Turnovers: 5, at Oregon (11/16/12)
Blocks: 1, vs. Nicholls State (11/10/12)
Steals: 1, vs. Nicholls State (11/10/12)
Minutes: 38, 2x, last at Oregon (11/16/12)

CAREER HIGHS

Points: 25, vs. Nicholls State (11/10/12)
FG Made: 8, vs. Nicholls State (11/10/12)
FG Atts: 15, at Oregon (11/16/12)
3FG Made: 3, vs. Nicholls State (11/10/12)
3FG Atts: 8, at Oregon (11/16/12)
FT Made: 6, vs. Nicholls State (11/10/12)
FT Atts: 9, vs. Nicholls State (11/10/12)
Rebounds: 6, vs. Nicholls State (11/10/12)
Assists: 6, vs. Nicholls State (11/10/12)
Turnovers: 5, at Oregon (11/16/12)
Blocks: 1, 6x, last vs. Nicholls State (11/10/12)
Steals: 2, 4x, last vs. Georgia (3/9/12)
Minutes: 38, 2x, last at Oregon (11/16/12)

JOHNSON NOTEBOOK

- ✪ Leads team with 19.5 ppg average - tied for fourth in the SEC.
- ✪ Was team's leading scorer in two exhibition games with an 18.5 ppg average. Johnson also averaged five rebounds a game in the exhibition season.
- ✪ Played in all 36 games in 2011-12 as a freshman, and averaged 3.1 points and 1.2 points per game.
- ✪ Put the Commodores up for good with lay-in against Kentucky in finals of 2012 SEC Tournament.
- ✪ Had career-high 12 points vs. Bucknell (11/15). Tied career high in minutes played with 27 vs. Florida (2/28).
- ✪ Posted career-high five assists at Ole Miss (2/16).
- ✪ Freshman point guard who starred at nearby Marshall County High School, where he was named Mr. Basketball for the state of Tennessee for Class 2A and was the Tennessean Player of the Year for two years.
- ✪ Averaged 27.3 points, 10.0 rebounds, 8.0 assists, 3.6 steals and 1.5 blocks in his senior season at Marshall County, where he departed as the school's all-time scoring and assist leader.
- ✪ Nickname is Kee.
- ✪ Chose the Commodores over Florida, Louisville, Memphis, and Alabama.

JOHNSON GAME-BY-GAME (SOPHOMORE)

Opponent	M	FG-A	3P-A	FT-A	Reb	PF	A	T	B	S	PTS
N10 Nicholls State	38	8-14	3-7	6-9	6	1	6	2	1	1	25
N16 @Oregon	38	5-15	2-8	2-4	4	2	3	5	0	0	14
N22 Davidson											
N23 Old Spice											
N25 Old Spice											
D1 Villanova											
D6 @Xavier											
D15 Alabama A&M											
D17 Cornell											
D21 vs. MTSU											
D29 Butler											
J2 William & Mary											
J10 Kentucky											
J12 @Arkansas											
J15 Ole Miss											
J19 @South Carolina											
J23 Auburn											
J26 @Missouri											
J29 @Tennessee											
F2 Alabama											
F6 @LSU											
F9 Arkansas											
F13 Tennessee											
F16 Texas A&M											
F20 @Kentucky											
F23 @Mississippi St.											
F27 Georgia											
M2 @Auburn											
M6 @Florida											
M9 South Carolina											

Johnson's Overall Statistics at Vanderbilt

Year	GP	GS	Min	Avg	FG	FGA	Pct	3FG	3FGA	Pct	FT	FTA	Pct	Off	Def	Tot	Avg	PF	FO	Ast	TO	Blk	Stl	Pts	Avg
2011-12	36	0	521	14.5	37	108	.343	10	42	.238	27	34	.794	2	42	44	1.2	32	0	66	42	5	18	111	3.1
2012-13	2	2	76	38.0	13	29	.448	5	15	.333	8	13	.615	0	10	10	5.0	3	0	9	7	1	1	39	19.5
TOTAL	38	2	597	15.7	50	137	.365	15	57	.263	35	47	.745	2	52	54	1.4	35	0	75	49	6	19	150	3.9

Johnson's SEC Statistics at Vanderbilt

Year	GP	GS	Min	Avg	FG	FGA	Pct	3FG	3FGA	Pct	FT	FTA	Pct	Off	Def	Tot	Avg	PF	FO	Ast	TO	Blk	Stl	Pts	Avg
2011-12	16	0	225	14.1	11	36	.306	2	11	.182	13	16	.813	1	18	19	1.2	15	0	32	16	3	4	37	2.3
TOTAL	16	0	225	14.1	11	36	.306	2	11	.182	13	16	.813	1	18	19	1.2	15	0	32	16	3	4	37	2.3

**CARTER JOSEPHS****14**Freshman, Guard
5'10" 165 lbs.
San Antonio, Texas
Tom C. Clark HS**SEASON HIGHS**

Points:
FG Made:
FG Atts:
3FG Made:
3FG Atts:
FT Made:
FT Atts:
Rebounds:
Assists:
Turnovers:
Blocks:
Steals:
Minutes: 1, at Oregon (11/16/12)

CAREER HIGHS

Points:
FG Made:
FG Atts:
3FG Made:
3FG Atts:
FT Made:
FT Atts:
Rebounds:
Assists:
Turnovers:
Blocks:
Steals:
Minutes: 1, at Oregon (11/16/12)

MISCELLANEOUS**JOSEPHS NOTEBOOK**

- ✪ Walk-on guard from San Antonio, Texas, who played at Tom C. Clark High School.
- ✪ Was his team's captain and defensive MVP in 2011-12, where he averaged 7.8 points, 5.2 assists, and 3.7 rebounds per game.
- ✪ Academically, he was a member of the National Honor Society and the Spanish National Honor Society, and was a National Achievement Scholar Semifinalist, and won the Clark Principal's Award from 2009-12.
- ✪ Plans to major in mechanical engineering.
- ✪ Advice to youngsters: "Work harder than everyone else."

JOSEPHS GAME-BY-GAME (FRESHMAN)

Opponent	M	FG-A	3P-A	FT-A	Reb	PF	A	T	B	S	PTS
N10 Nicholls State	DNP										
N16 @Oregon	1	0-0	0-0	0-0	0	0	0	0	0	0	0
N22 Davidson											
N23 Old Spice											
N25 Old Spice											
D1 Villanova											
D6 @Xavier											
D15 Alabama A&M											
D17 Cornell											
D21 vs. MTSU											
D29 Butler											
J2 William & Mary											
J10 Kentucky											
J12 @Arkansas											
J15 Ole Miss											
J19 @South Carolina											
J23 Auburn											
J26 @Missouri											
J29 @Tennessee											
F2 Alabama											
F6 @LSU											
F9 Arkansas											
F13 Tennessee											
F16 Texas A&M											
F20 @Kentucky											
F23 @Mississippi St.											
F27 Georgia											
M2 @Auburn											
M6 @Florida											
M9 South Carolina											

Josephs' Overall Statistics at Vanderbilt

Overall Statistics at Vancouver																										
Year	GP	GS	Min	Avg	FG	FGA	Pct	3FG	3FGA	Pct	FT	FTA	Pct	Off	Def	Tot	Avg	PF	FO	Ast	TO	Blk	Stl	Pts	Avg	
2012-13	1	0	1	1.0	0	0	.000	0	0	.000	0	0	.000	0	0	0	0.0	0	0	0	0	0	0	0	0.0	
TOTAL	1	0	1	1.0	0	0	.000	0	0	.000	0	0	.000	0	0	0	0.0	0	0	0	0	0	0	0	0.0	

Josephs' SEC Statistics at Vanderbilt

Year	GP	GS	Min	Avg	FG	FGA	Pct	3FG	3FGA	Pct	FT	FTA	Pct	Off	Def	Tot	Avg	PF	FO	Ast	TO	Blk	Stl	Pts	Avg
2012-13																									
TOTAL																									





SHELBY MOATS

34

Sophomore, Forward
6'8" 225 lbs.
Waconia, Minn.
Waconia HS

SEASON HIGHS

Points: 8, vs. Nicholls State (11/10/12)
FG Made: 3, vs. Nicholls State (11/10/12)
FG Atts: 7, vs. Nicholls State (11/10/12)
3FG Made: 2, vs. Nicholls State (11/10/12)
3FG Atts: 5, vs. Nicholls State (11/10/12)
FT Made:
FT Atts:
Rebounds: 2, 2x, last at Oregon (11/16/12)
Assists: 1, 2x, last at Oregon (11/16/12)
Turnovers:
Blocks:
Steals:
Minutes: 30, vs. Nicholls State (11/10/12)

CAREER HIGHS

Points: 8, vs. Nicholls State (11/10/12)
FG Made: 3, vs. Nicholls State (11/10/12)
FG Atts: 7, vs. Nicholls State (11/10/12)
3FG Made: 2, vs. Nicholls State (11/10/12)
3FG Atts: 5, vs. Nicholls State (11/10/12)
FT Made:
FT Atts: 1, vs. Lafayette (12/21/11)
Rebounds: 6, vs. Monmouth (11/25/11)
Assists: 2, vs. Bucknell (11/15/11)
Turnovers: 4, vs. Monmouth (11/25/11)
Blocks: 2, at Ole Miss (2/16/12)
Steals: 1, vs. Monmouth (11/25/11)
Minutes: 30, vs. Nicholls State (11/10/12)

MOATS NOTEBOOK

- ✪ Played in 16 games last season as a true freshman and averaged 0.5 points and 0.9 rebounds per game.
- ✪ Played 30 minutes in first collegiate start vs. Nicholls State - scored eight points and had two rebounds.
- ✪ Expected to play major minutes for the Dores in the post this season.
- ✪ Had first two blocks of his collegiate career at Ole Miss (2/16).
- ✪ Made first career 3-pointer vs Monmouth (11/25); also added career-high six boards vs. Monmouth.
- ✪ Powerfully-built power forward who has excellent shooting touch from beyond-the-arc.
- ✪ Was the valedictorian of his Waconia High School senior class in 2011.
- ✪ Four-year varsity letterwinner in basketball, two-year captain, and a two-year letterman in football at Waconia
- ✪ Averaged 22 points and 12 rebounds in his senior year at Waconia and ended his career with 1,772 points and 985 rebounds.
- ✪ Plans on majoring in Economics at Vanderbilt.
- ✪ Chose the Commodores over Washington State and Northwestern.

MOATS GAME-BY-GAME (SOPHOMORE)

Opponent	M	FG-A	3P-A	FT-A	Reb	PF	A	T	B	S	PTS
N10 Nicholls State	30	3-7	2-5	0-0	2	1	1	0	0	0	8
N16 @Oregon	22	0-2	0-2	0-0	2	5	1	0	0	0	0
N22 Davidson											
N23 Old Spice											
N25 Old Spice											
D1 Villanova											
D6 @Xavier											
D15 Alabama A&M											
D17 Cornell											
D21 vs. MTSU											
D29 Butler											
J2 William & Mary											
J10 Kentucky											
J12 @Arkansas											
J15 Ole Miss											
J19 @South Carolina											
J23 Auburn											
J26 @Missouri											
J29 @Tennessee											
F2 Alabama											
F6 @LSU											
F9 Arkansas											
F13 Tennessee											
F16 Texas A&M											
F20 @Kentucky											
F23 @Mississippi St.											
F27 Georgia											
M2 @Auburn											
M6 @Florida											
M9 South Carolina											

Moats' Overall Statistics at Vanderbilt

Year	GP	GS	Min	Avg	FG	FGA	Pct	3FG	3FGA	Pct	FT	FTA	Pct	Off	Def	Tot	Avg	PF	FO	Ast	TO	Blk	Stl	Pts	Avg
2011-12	16	0	65	4.1	3	13	.231	2	11	.182	0	1	.000	3	12	15	0.9	8	0	5	6	3	1	8	0.5
2012-13	2	2	52	26.0	3	9	.333	2	7	.286	0	0	.000	1	3	4	2.0	6	1	2	0	0	0	8	4.0
TOTAL	18	2	117	6.5	6	22	.273	4	18	.222	0	1	.000	4	15	19	1.1	14	1	7	6	3	1	16	0.9

Moats' SEC Statistics at Vanderbilt

Year	GP	GS	Min	Avg	FG	FGA	Pct	3FG	3FGA	Pct	FT	FTA	Pct	Off	Def	Tot	Avg	PF	FO	Ast	TO	Blk	Stl	Pts	Avg
2011-12	7	0	16	2.3	0	2	.000	0	2	.000	0	0	.000	0	4	4	0.6	1	0	0	1	3	0	0	0.0
TOTAL	7	0	16	2.3	0	2	.000	0	2	.000	0	0	.000	0	4	4	0.6	1	0	0	1	3	0	0	0.0

**ROD ODOM****O**

Junior, Forward
6'9" 220 lbs.
Central Islip, N.Y.
Middlesex School (Mass.)

SEASON HIGHS

Points: 9, at Oregon (11/16/12)
FG Made: 3, 2x, last at Oregon (11/16/12)
FG Atts: 13, at Oregon (11/16/12)
3FG Made: 1, 2x, last at Oregon (11/16/12)
3FG Atts: 6, at Oregon (11/16/12)
FT Made: 2, at Oregon (11/16/12)
FT Atts: 2, at Oregon (11/16/12)
Rebounds: 7, vs. Nicholls State (11/10/12)
Assists: 1, 2x, last at Oregon (11/16/12)
Turnovers: 4, at Oregon (11/16/12)
Blocks: 1, vs. Nicholls State (11/10/12)
Steals: 1, 2x, last at Oregon (11/16/12)
Minutes: 33, vs. Nicholls State (11/10/12)

CAREER HIGHS

Points: 12, vs. Arkansas (1/29/11);
FG Made: 5, vs. West Virginia (11/19/10);
FG Atts: 13, at Oregon (11/16/12);
3FG Made: 3, 4x, last at Georgia (2/16/11);
3FG Atts: 6, at Oregon (11/16/12);
FT Made: 3, 3x, last vs. Auburn (1/7/12);
FT Atts: 6, vs. Oregon (11/11/11);
Rebounds: 8, vs. vs. Oregon (11/11/11);
Assists: 2, 5x, last vs. S.C. (2/22/12);
Turnovers: 5 vs. Belmont (12/4/10);
Blocks: 2 at Missouri (12/8/10);
Steals: 4 at Missouri (12/8/10);
Minutes: 33, vs. Nicholls State (11/10/12)

MISCELLANEOUS

	2012-13	Career
Double-Digit Scoring	-	6
3+ 3-Pt FG's	-	4
Starts	2	12

ODOM NOTEBOOK

- ✪ Played in all 72 games in his Commodores career, will be called upon for leadership on and off the court this season.
- ✪ Averaged 2.4 points and 2.0 rebounds per game last season.
- ✪ Was team's second-leading scorer in exhibition season, averaging 14.5 points per game...scored seven points and had seven rebounds in season opener vs. Nicholls State.
- ✪ Recorded a career-high of eight rebounds vs. Oregon (11/11). His previous best was seven vs. Kentucky on February 12, 2011.
- ✪ Scored five points and had six rebounds in 27 minutes against Harvard (3/15).
- ✪ Tallied six rebounds vs. LSU, his best in SEC play this season.
- ✪ Scored in double-figures vs. Bucknell with 10 points (11/15)
- ✪ Made first start of his career vs. Monmouth (11/25/11).
- ✪ Power forward who played in all 34 games as a true freshman...Started eight games.
- ✪ Averaged 3.9 points and 2.6 rebounds per game as a freshman.
- ✪ Scored in double-figures in five games in 2010-11, and tallied a career-high 12 points against Arkansas (1/29/11).
- ✪ Scored 10 points and had five rebounds off of the bench vs. Florida (3/5/11).
- ✪ Tallied 11 points at Georgia (2/16), grabbed 5 rebounds, and was 3-of-5 from beyond the arc.
- ✪ Scored five points in collegiate debut vs. Presbyterian in 2010; made his first three-point basket on Brad Tinsley's 10th assist, which capped off the school's first ever triple-double.
- ✪ Chose the Commodores over Harvard, West Virginia, Arizona, UConn, Louisville, Boston College, Michigan, and Oklahoma State.

ODOM GAME-BY-GAME (JUNIOR)

Opponent	M	FG-A	3P-A	FT-A	Reb	PF	A	T	B	S	PTS
N10 Nicholls State	33	3-5	1-3	0-0	7	1	1	3	1	1	7
N16 @Oregon	24	3-13	1-6	2-2	3	4	1	4	0	1	9
N22 Davidson											
N23 Old Spice											
N25 Old Spice											
D1 Villanova											
D6 @Xavier											
D15 Alabama A&M											
D17 Cornell											
D21 vs. MTSU											
D29 Butler											
J2 William & Mary											
J10 Kentucky											
J12 @Arkansas											
J15 Ole Miss											
J19 @South Carolina											
J23 Auburn											
J26 @Missouri											
J29 @Tennessee											
F2 Alabama											
F6 @LSU											
F9 Arkansas											
F13 Tennessee											
F16 Texas A&M											
F20 @Kentucky											
F23 @Mississippi St.											
F27 Georgia											
M2 @Auburn											
M6 @Florida											
M9 South Carolina											

Odom's Overall Statistics at Vanderbilt

Year	GP	GS	Min	Avg	FG	FGA	Pct	3FG	3FGA	Pct	FT	FTA	Pct	Off	Def	Tot	Avg	PF	FO	Ast	TO	Blk	Stl	Pts	Avg
2010-11	34	8	533	15.7	47	115	.409	28	75	.373	10	16	.625	35	53	88	2.6	71	1	12	38	4	15	132	3.9
2011-12	36	2	517	14.4	30	77	.390	15	40	.375	12	22	.545	25	48	73	2.0	70	0	19	20	8	7	87	2.4
2012-13	2	2	57	28.5	6	18	.333	2	9	.222	2	2	1.000	2	8	10	5.0	5	0	2	7	1	2	16	8.0
TOTAL	72	12	1107	15.4	83	210	.395	45	124	.363	24	40	.600	62	109	171	2.4	146	1	33	65	13	24	235	3.3

Odom's SEC Statistics at Vanderbilt

Year	GP	GS	Min	Avg	FG	FGA	Pct	3pt	3ptA	Pct	FT	FTA	Pct	Off	Def	Tot	Avg	PF	FO	Ast	TO	Blk	Stl	Pts	Avg
2010-11	16	4	268	16.8	24	51	.471	13	32	.406	4	6	.667	15	25	40	2.5	37	1	6	20	0	6	65	4.1
2011-12	16	0	205	12.8	9	25	.360	6	15	.400	8	13	.615	6	21	27	1.7	24	0	13	7	3	2	32	2.0
TOTAL	32	4	473	14.8	33	76	.434	19	47	.404	12	19	.632	21	46	67	2.1	61	1	19	27	3	8	97	3.0



**DAI-JON PARKER****24**Freshman, Guard
6'3" 190 lbs.
Baton Rouge, La.
Milton HS (Ga.)**SEASON HIGHS**

Points: 10, vs. Monmouth (11/25/11)
FG Made: 4, vs. Monmouth (11/25/11)
FG Atts: 10, vs. Bucknell (11/15/11)
3FG Made: 2, 2x, last vs. Auburn (1/7/12)
3FG Atts: 7, vs. Bucknell (11/15/11)
FT Made: 4, vs. Georgia (1/14/12)
FT Atts: 4, vs. Georgia (1/14/12)
Rebounds: 5, vs. Georgia (1/14/12)
Assists: 3, vs. Monmouth (11/25/11)
Turnovers: 2, 5x, last vs. S. Carolina (2/22/12)
Blocks: 1, 7x, last at Marquette (12/29/11)
Steals: 2, 2x, last at Ole Miss (2/16/12)
Minutes: 22, vs. Bucknell (11/15/11)

CAREER HIGHS

Points: 10, vs. Monmouth (11/25/11)
FG Made: 4, vs. Monmouth (11/25/11)
FG Atts: 10, vs. Bucknell (11/15/11)
3FG Made: 2, 2x, last vs. Auburn (1/7/12)
3FG Atts: 7, vs. Bucknell (11/15/11)
FT Made: 4, vs. Georgia (1/14/12)
FT Atts: 4, vs. Georgia (1/14/12)
Rebounds: 5, vs. Georgia (1/14/12)
Assists: 3, vs. Monmouth (11/25/11)
Turnovers: 2, 4x, last vs. Georgia (2/19/12)
Blocks: 1, 6x, last at Marquette (12/29/11)
Steals: 2, 2x, last at Ole Miss (2/16/12)
Minutes: 22, vs. Bucknell (11/15/11)

PARKER NOTEBOOK

- ✪ Played in all 36 games as a true freshman, and averaged 1.7 points and 1.0 rebounds per game.
- ✪ Suspended indefinitely to begin 2012 season.
- ✪ Played nine minutes in collegiate debut vs. Oregon (11/11).
- ✪ Tied a career high with two made threes against Auburn (1/7).
- ✪ Had career high four free throws made and five rebounds vs. Georgia (1/14).
- ✪ Scored career-high 10 points vs. Monmouth (11/25), his first double-digit scoring game.
- ✪ Athletic shooting guard whose Milton High School team in Alpharetta, Ga., had three other Division I players in the starting five.
- ✪ Standout three-sport athlete in high school.
- ✪ Averaged 14 points, six rebounds, five assists, two blocks and two steals in his senior season at Milton.
- ✪ His 2010 Milton team captured the Class 5A state championship, and the 2011 team won the regional championship.
- ✪ Milton teammates Shannon Scott (Ohio State), Julian Royal (Georgia Tech), and Jordan Loyd (Furman) all signed to play Division I basketball.
- ✪ Advice to youngsters: "Get the grades, basketball isn't going anywhere."

PARKER GAME-BY-GAME (SOPHOMORE)

Opponent	M	FG-A	3P-A	FT-A	Reb	PF	A	T	B	S	PTS
N10 Nicholls State	DNP										
N16 @Oregon	DNP										
N22 Davidson											
N23 Old Spice											
N25 Old Spice											
D1 Villanova											
D6 @Xavier											
D15 Alabama A&M											
D17 Cornell											
D21 vs. MTSU											
D29 Butler											
J2 William & Mary											
J10 Kentucky											
J12 @Arkansas											
J15 Ole Miss											
J19 @South Carolina											
J23 Auburn											
J26 @Missouri											
J29 @Tennessee											
F2 Alabama											
F6 @LSU											
F9 Arkansas											
F13 Tennessee											
F16 Texas A&M											
F20 @Kentucky											
F23 @Mississippi St.											
F27 Georgia											
M2 @Auburn											
M6 @Florida											
M9 South Carolina											

Parker's Overall Statistics at Vanderbilt

Year	GP	GS	Min	Avg	FG	FGA	Pct	3FG	3FGA	Pct	FT	FTA	Pct	Off	Def	Tot	Avg	PF	FO	Ast	TO	Blk	Stl	Pts	Avg
2011-12	36	0	398	11.1	22	71	.310	11	44	.250	6	9	.667	5	30	35	1.0	28	0	25	17	6	9	61	1.7
TOTAL	36	0	398	11.1	22	71	.310	11	44	.250	6	9	.667	5	30	35	1.0	28	0	25	17	6	9	61	1.7

Parker's SEC Statistics at Vanderbilt

Year	GP	GS	Min	Avg	FG	FGA	Pct	3FG	3FGA	Pct	FT	FTA	Pct	Off	Def	Tot	Avg	PF	FO	Ast	TO	Blk	Stl	Pts	Avg
2011-12	16	0	171	10.7	10	23	.435	6	16	.375	4	5	.800	1	18	19	1.2	16	0	9	8	0	2	30	1.9
TOTAL	16	0	171	10.7	10	23	.435	6	16	.375	4	5	.800	1	18	19	1.2	16	0	9	8	0	2	30	1.9



JAMES SIAKAM

35

RS Freshman, Forward
6'7" 210 lbs.
Douala, Cameroon
Brehm Prep (Ill.)

SEASON HIGHS

Points: 4, vs. Nicholls State (11/10/12)
FG Made: 1, vs. Nicholls State (11/10/12)
FG Atts: 1, 2x, last at Oregon (11/16/12)
3FG Made:
3FG Atts:
FT Made: 2, vs. Nicholls State (11/10/12)
FT Atts: 2, 2x, last at Oregon (11/16/12)
Rebounds: 1, vs. Nicholls State (11/10/12)
Assists: 1, vs. Nicholls State (11/10/12)
Turnovers:
Blocks:
Steals:
Minutes: 13, at Oregon (11/16/12)

CAREER HIGHS

Points: 4, vs. Nicholls State (11/10/12)
FG Made: 1, 3x, last vs. Nicholls State (11/10/12)
FG Atts: 1, 7x, last at Oregon (11/16/12)
3FG Made:
3FG Atts:
FT Made: 2, vs. Nicholls State (11/10/12)
FT Atts: 2, 4x, last at Oregon (11/16/12)
Rebounds: 1, 3x, last vs. Nicholls State (11/10/12)
Assists: 1, vs. Nicholls State (11/10/12)
Turnovers: 1, vs. Longwood (12/19/11)
Blocks: 1, vs. Georgia (3/9/12)
Steals:
Minutes: 13, at Oregon (11/16/12)

SIKAM NOTEBOOK

- ✪ Played in 13 games in 2011-12, and averaged 0.5 points and 0.2 rebounds per game.
- ✪ Was a dominant force around the basket vs. St. Xavier, posting a 22-point, 17-rebound effort - both would have been career highs. He had 11 offensive rebounds, and had a double-double before the first half was complete. Averaged 11 points and 12 rebounds in the two exhibition contests.
- ✪ Scored career high four points in regular season opener vs. Nicholls State - also played a career high nine minutes.
- ✪ Appeared in first game of his college career against Cleveland St. (11/13/11); scored first point of career against Bucknell (11/15).
- ✪ Tallied his first collegiate field goal against LSU (2/9).
- ✪ Redshirted in 2010-11.
- ✪ Averaged 18 points, 10 rebounds, and five blocks per game for his Brehm (Ill.) Prep team.
- ✪ Chose the Commodores over Southern Illinois, Marquette, Illinois, Florida, Virginia, and UCLA.
- ✪ Advice to youngsters: "Work hard for whatever you want because nothing is free. Stay humble, and above all, put God first in any of your endeavors."

SIKAM GAME-BY-GAME (RS-SOPHOMORE)

Opponent	M	FG-A	3P-A	FT-A	Reb	PF	A	T	B	S	PTS
N10 Nicholls State	9	1-1	0-0	2-2	1	4	1	0	0	0	4
N16 @Oregon	13	0-1	0-0	0-2	0	0	0	0	0	0	0
N22 Davidson											
N23 Old Spice											
N25 Old Spice											
D1 Villanova											
D6 @Xavier											
D15 Alabama A&M											
D17 Cornell											
D21 vs. MTSU											
D29 Butler											
J2 William & Mary											
J10 Kentucky											
J12 @Arkansas											
J15 Ole Miss											
J19 @South Carolina											
J23 Auburn											
J26 @Missouri											
J29 @Tennessee											
F2 Alabama											
F6 @LSU											
F9 Arkansas											
F13 Tennessee											
F16 Texas A&M											
F20 @Kentucky											
F23 @Mississippi St.											
F27 Georgia											
M2 @Auburn											
M6 @Florida											
M9 South Carolina											

Siakam's Overall Statistics at Vanderbilt

Year	GP	GS	Min	Avg	FG	FGA	Pct	3FG	3FGA	Pct	FT	FTA	Pct	Off	Def	Tot	Avg	PF	FO	Ast	TO	Blk	Stl	Pts	Avg
2011-12	13	0	25	1.9	2	5	.400	0	0	.000	2	4	.500	1	1	2	0.2	3	0	0	1	1	0	6	0.5
2012-13	2	0	22	11.0	1	2	.500	0	0	.000	2	4	.500	1	0	1	0.5	4	0	1	0	0	0	4	2.0
TOTAL	15	0	47	3.1	3	7	.429	0	0	.000	4	8	.500	2	1	3	0.2	7	0	1	1	1	0	10	0.7

Siakam's SEC Statistics at Vanderbilt

Year	GP	GS	Min	Avg	FG	FGA	Pct	3FG	3FGA	Pct	FT	FTA	Pct	Off	Def	Tot	Avg	PF	FO	Ast	TO	Blk	Stl	Pts	Avg
2011-12	6	0	9	1.5	2	2	1.000	0	0	.000	0	0	.000	1	1	2	0.3	3	0	0	0	0	0	4	0.7
TOTAL	6	0	9	1.5	2	2	1.000	0	0	.000	0	0	.000	1	1	2	0.3	3	0	0	0	0	0	4	0.7

**NATHAN WATKINS****10**Freshman, Guard
6'5" 190 lbs.
Brentwood, Tenn.
Ensworth School**SEASON HIGHS**

Points:
FG Made:
FG Atts:
3FG Made:
3FG Atts:
FT Made:
FT Atts:
Rebounds:
Assists:
Turnovers:
Blocks:
Steals:
Minutes:

CAREER HIGHS

Points:
FG Made:
FG Atts:
3FG Made:
3FG Atts:
FT Made:
FT Atts:
Rebounds:
Assists:
Turnovers:
Blocks:
Steals:
Minutes:

MISCELLANEOUS**WATKINS NOTEBOOK**

- ✪ Walk-on guard from Brentwood, Tenn., who played at Ensworth School in Nashville.
- ✪ Averaged 13 points and five rebounds in his senior season at Ensworth, where he was team captain.
- ✪ In his junior and senior years, he was a part of two state and regional championship teams, and his Ensworth squad claimed the 2012 Naples Daily News Tournament Championship.
- ✪ Individually, he was named to the TSSAA State All-Tournament team and the Tennessee Prep Hoops All-Region team in his senior season, while also being named a finalist for the Moss-Oliver Award, an award the Nashville City Civitan Club presents annually to a girl and boy basketball player from a Nashville high school who excels in athletics, academics, school activities and community involvement.
- ✪ Undecided on major at Vanderbilt.
- ✪ Advice to youngsters: "Never be satisfied with where you're at."

WATKINS GAME-BY-GAME (FRESHMAN)

Opponent	M	FG-A	3P-A	FT-A	Reb	PF	A	T	B	S	PTS
N10 Nicholls State	DNP										
N16 @Oregon	DNP										
N22 Davidson											
N23 Old Spice											
N25 Old Spice											
D1 Villanova											
D6 @Xavier											
D15 Alabama A&M											
D17 Cornell											
D21 vs. MTSU											
D29 Butler											
J2 William & Mary											
J10 Kentucky											
J12 @Arkansas											
J15 Ole Miss											
J19 @South Carolina											
J23 Auburn											
J26 @Missouri											
J29 @Tennessee											
F2 Alabama											
F6 @LSU											
F9 Arkansas											
F13 Tennessee											
F16 Texas A&M											
F20 @Kentucky											
F23 @Mississippi St.											
F27 Georgia											
M2 @Auburn											
M6 @Florida											
M9 South Carolina											



2012-13 Vanderbilt Basketball
Vanderbilt Combined Team Statistics (as of Nov 19, 2012)
All games



RECORD:	OVERALL	HOME	AWAY	NEUTRAL
ALL GAMES	1-1	1-0	0-1	0-0
CONFERENCE	0-0	0-0	0-0	0-0
NON-CONFERENCE	1-1	1-0	0-1	0-0

##	Player	gp-gs	min	avg	Total		3-Point		F-Throw		Rebounds				pf	dq	a	to	blk	stl	pts	avg
					fg-fga	fg%	3fg-fga	3fg%	ft-fa	ft%	off	def	tot	avg								
02	JOHNSON, Kedren	2-2	76	38.0	13-29	.448	5-15	.333	8-13	.615	0	10	10	5.0	3	0	9	7	1	1	39	19.5
11	FULLER, Kyle	2-2	73	36.5	12-22	.545	2-6	.333	6-9	.667	0	4	4	2.0	1	0	7	7	0	0	32	16.0
15	BRIGHT, Kevin	2-2	52	26.0	7-12	.583	4-5	.800	2-4	.500	3	13	16	8.0	5	0	2	4	0	1	20	10.0
00	ODOM, Rod	2-2	57	28.5	6-18	.333	2-9	.222	2-2	1.000	2	8	10	5.0	5	0	2	7	1	2	16	8.0
34	MOATS, Shelby	2-2	52	26.0	3-9	.333	2-7	.286	0-0	.000	1	3	4	2.0	6	1	2	0	0	0	8	4.0
40	HENDERSON, Josh	2-0	34	17.0	1-3	.333	0-0	.000	4-6	.667	5	2	7	3.5	4	0	2	2	0	1	6	3.0
35	SIAMAM, James	2-0	22	11.0	1-2	.500	0-0	.000	2-4	.500	1	0	1	0.5	4	0	1	0	0	0	4	2.0
21	JETER, Sheldon	2-0	30	15.0	1-7	.143	1-4	.250	0-0	.000	1	7	8	4.0	3	0	1	1	0	3	3	1.5
14	JOSEPHS, Carter	1-0	1	1.0	0-0	.000	0-0	.000	0-0	.000	0	0	0	0.0	0	0	0	0	0	0	0	0.0
20	ASTROTH, A.J.	1-0	3	3.0	0-2	.000	0-1	.000	0-0	.000	0	0	0	0.0	0	0	0	0	0	0	0	0.0
Team											3	1	4		2							
Total.....		2	400		44-104	.423	16-47	.340	24-38	.632	16	48	64	32.0	33	1	26	28	2	8	128	64.0
Opponents.....		2	400		50-113	.442	13-43	.302	26-33	.788	15	50	65	32.5	41	-	27	25	5	11	139	69.5

TEAM STATISTICS	VU	OPP
SCORING	128	139
Points per game	64.0	69.5
Scoring margin	-5.5	-
FIELD GOALS-ATT	44-104	50-113
Field goal pct	.423	.442
3 POINT FG-ATT	16-47	13-43
3-point FG pct	.340	.302
3-pt FG made per game	8.0	6.5
FREE THROWS-ATT	24-38	26-33
Free throw pct	.632	.788
F-Throws made per game	12.0	13.0
REBOUNDS	64	65
Rebounds per game	32.0	32.5
Rebounding margin	-0.5	-
ASSISTS	26	27
Assists per game	13.0	13.5
TURNOVERS	28	25
Turnovers per game	14.0	12.5
Turnover margin	-1.5	-
Assist/turnover ratio	0.9	1.1
STEALS	8	11
Steals per game	4.0	5.5
BLOCKS	2	5
Blocks per game	1.0	2.5
ATTENDANCE	7655	9137
Home games-Avg/Game	1-7655	1-9137
Neutral site-Avg/Game	-	0-0

Date	Opponent		Score	Att.
11/10/12	NICHOLLS STATE	W	80-65	7655
11/16/12	at Oregon	L	48-74	9137

* - Conference game

Score by Periods	1st	2nd	Totals
Vanderbilt	48	80	128
Opponents	63	76	139



2012-13 Vanderbilt Basketball
Vanderbilt Team Game-by-Game (as of Nov 19, 2012)
All games



TEAM STATISTICS

Opponent	Date	Score		Total		3-Pointers		Free throws		Rebounds				pf	a	t/o	blk	stl	pts	avg
				fg-fga	pct	3fg-fga	pct	ft-fia	pct	off	def	tot	avg							
NICHOLLS STATE	11/10/12	80-65	W	28-57	.491	12-26	.462	12-18	.667	8	27	35	35.0	14	17	10	2	4	80	80.0
at Oregon	11/16/12	48-74	L	16-47	.340	4-21	.190	12-20	.600	8	21	29	32.0	19	9	18	0	4	48	64.0
Vanderbilt		128		44-104	.423	16-47	.340	24-38	.632	16	48	64	32.0	33	26	28	2	8	128	64.0
Opponents		139		50-113	.442	13-43	.302	26-33	.788	15	50	65	32.5	41	27	25	5	11	139	69.5

Games played: 2
Points/game: 64.0
FG Pct: 42.3
3FG Pct: 34.0
FT Pct: 63.2

Rebounds/game: 32.0
Assists/game: 13.0
Turnovers/game: 14.0
Assist/turnover ratio: 0.9
Steals/game: 4.0
Blocks/game: 1.0



2012-13 Vanderbilt Basketball
Vanderbilt Opponent Game-by-Game (as of Nov 19, 2012)
All games



OPPONENT STATISTICS

Opponent	Date	Score		Total		3-Pointers		Free throws		Rebounds				pf	a	t/o	blk	stl	pts	avg
				fg-fga	pct	3fg-fga	pct	ft-fta	pct	off	def	tot	avg							
NICHOLLS STATE	11/10/12	80-65	W	25-58	.431	7-21	.333	8-11	.727	7	23	30	30.0	18	11	12	3	2	65	65.0
at Oregon	11/16/12	48-74	L	25-55	.455	6-22	.273	18-22	.818	8	27	35	32.5	23	16	13	2	9	74	69.5
Opponents		139		50-113	.442	13-43	.302	26-33	.788	15	50	65	32.5	41	27	25	5	11	139	69.5
Vanderbilt		128		44-104	.423	16-47	.340	24-38	.632	16	48	64	32.0	33	26	28	2	8	128	64.0

Games played: 2
Points/game: 69.5
FG Pct: 44.2
3FG Pct: 30.2
FT Pct: 78.8

Rebounds/game: 32.5
Assists/game: 13.5
Turnovers/game: 12.5
Assist/turnover ratio: 1.1
Steals/game: 5.5
Blocks/game: 2.5



2012-13 Vanderbilt Basketball
Vanderbilt Points-Rebounds-Assists (as of Nov 19, 2012)
All games



Opponent	Date	Score		00 ODOM,ROD	02 JOHNSON,KE	11 FULLER,KYL	14 JOSEPHS,CA	15 BRIGHT,KEV	20 ASTROTH,AJ	21 JETER,SHEL
NICHOLLS STATE	11/10/12	80-65	W	7-7-1	25-6-6	15-3-6	DNP	15-8-1	DNP	3-3-1
at Oregon	11/16/12	48-74	L	9-3-1	14-4-3	17-1-1	0-0-0	5-8-1	0-0-0	0-5-0

Opponent	Date	Score		34 MOATS,SHEL	35 SIAKAM,JAM	40 HENDERSON,
NICHOLLS STATE	11/10/12	80-65	W	8-2-1	4-1-1	3-2-0
at Oregon	11/16/12	48-74	L	0-2-1	0-0-0	3-5-2