



**Game 19/RV/RV VANDERBILT (14-4, 4-0) vs. #18/15 MISS. STATE (15-4, 2-2)**

**Sat., Jan. 21, 2012 - 6 p.m. CST**

**Nashville, Tenn. - Memorial Gym (14,316)**

**Radio:** Vanderbilt Radio Network from IMG College, vucommodores.com, XM 199

**Radio Talent:** Joe Fisher (pxp), Tim Thompson (analyst)

**TV:** ESPN2

**TV Talent:** Brad Nessler (pxp), Jimmy Dykes (analyst)

**Live Stream:** ESPN3

**Live Stats:** vucommodores.com

**Twitter Updates:** @VandyMBB

**Vanderbilt Athletic Communications**

2601 Jess Neely Drive, Nashville, TN 37212

phone: 615-322-4121

www.vucommodores.com

**VANDERBILT SCHEDULE/RESULTS**

**NOVEMBER**

Date	VU	Opp	Opponent	Time/Result	TV/Rec.
Nov. 7	7/7	-	Xavier (La.)	W, 102-62	
<i>Exhibition</i>					
Nov. 11	7/7	-	Oregon	W, 78-64	1-0
Nov. 13	7/7	-	Cleveland State	L, 58-71	1-1
<i>TicketCity Legends Classic - Regional Round</i>					
Nov. 15	18/20	-	Bucknell	W, 80-68	2-1
<i>TicketCity Legends Classic - Regional Round</i>					
Nov. 19	18/20	-	NC State	W, 86-79	3-1
<i>TicketCity Legends Classic - Finals - East Rutherford, N.J.</i>					
Nov. 21	18/20	-	Oregon St.	W, 64-62	4-1
<i>TicketCity Legends Classic - Finals - East Rutherford, N.J.</i>					
Nov. 25	18/22	-	Monmouth	W, 95-73	5-1
Nov. 28	18/20	12/12	Xavier	L, 70-82 OT	5-2

**DECEMBER**

Date	VU	Opp	Opponent	Time	TV
Dec. 2	20/19	6/6	Louisville	L, 60-62	5-3
Dec. 7	RV/RV	-	Davidson	W, 87-83	6-3
Dec. 17	25/25	-	Indiana State	L, 55-61	6-4
Dec. 19	RV/RV	-	Longwood	W, 99-71	7-4
Dec. 21	RV/RV	-	Lafayette	W, 89-58	8-4
Dec. 29	-	13/14	Marquette	W, 74-57	9-4

**JANUARY**

Date	VU	Opp	Opponent	Time	TV
Jan. 2	RV/RV	-	Miami (Ohio)	W, 69-62	10-4
Jan. 7	RV/RV	-	Auburn*	W, 65-35	11-4
Jan. 10	RV/RV	-	South Carolina*	W, 67-57	12-4
Jan. 14	RV/RV	-	Georgia*	W, 77-66	13-4
Jan. 19	RV/RV RV/RV	-	Alabama*	W, 69-59	14-4
Jan. 21	RV/RV 18/15	-	Mississippi St.*	6 p.m.	ESPN2
Jan. 24	-	-	Tennessee*	6 p.m.	ESPNU
Jan. 28	-	-	MTSU	1 p.m.	none
Jan. 31	-	-	Arkansas*	8 p.m.	ESPN

**FEBRUARY**

Date	VU	Opp	Opponent	Time	TV
Feb. 4	-	-	Florida*	12 p.m.	CBS
Feb. 8	-	-	LSU*	8 p.m.	CSS
Feb. 11	-	-	Kentucky*	8 p.m.	ESPN
<i>ESPN College Gameday Driven By State Farm</i>					
Feb. 16	-	-	Ole Miss*	8 p.m.	ESPN/ESPN2
Feb. 19	-	-	Georgia*	12 p.m.	FSN
Feb. 22	-	-	South Carolina*	7 p.m.	SECN
Feb. 25	-	-	Kentucky*	11 a.m.	CBS
Feb. 28	-	-	Florida*	8 p.m.	ESPN

**MARCH**

Date	VU	Opp	Opponent	Time	TV
Mar. 3	-	-	Tennessee*	3 p.m.	ESPN
Mar. 8-11	-	-	SEC Tournament	SEC Network/ABC	

*New Orleans Arena, New Orleans, La.*

**ALL TIMES CENTRAL**

RANKINGS: AP/ESPN

\*SEC GAME

**GAME INFORMATION**



**2011-12 Record:** 14-4, 4-0 SEC  
**Head Coach:** Kevin Stallings  
**Career Record:** 373-215 (18)  
**VU Record:** 250-152 (13)

**2011-12 STATISTICAL LEADERS**

**Points:** John Jenkins (19.8)  
**Rebounds:** Lance Goulbourne (7.4)  
**Assists:** Brad Tinsley (4.4)  
**Blocks:** Festus Ezeli (1.6)

**SERIES INFORMATION**

**Series Record:** Vanderbilt leads the all-time series, 74-43.

**Last Meeting:** VU won the last meeting, 87-81, on 3/11/2011, in the SEC Tournament quarterfinals.

**Record at Vanderbilt:** VU leads 44-8.

**Record at MSU:** MSU leads 31-22.

**Record at Neutral Site:** MSU leads 7-6.

**Coach Stallings vs. MSU:** Coach Stallings is 7-8 against Miss. State.



**2011-12 Record:** 15-4, 2-2 SEC

**Head Coach:** Rick Stansbury

**Career Record:** 287-158 (14)

**Miss. St. Record:** same

**2011-12 STATISTICAL LEADERS**

**Points:** Arnett Moultrie (16.1)  
**Rebounds:** Arnett Moultrie (11.0)  
**Assists:** Dee Bost (4.4)  
**Blocks:** Wendell Lewis (1.2)

**QUICK HITTERS**

★ Vanderbilt won their eighth consecutive game with a 69-59 road victory over Alabama Thursday night in Tuscaloosa. John Jenkins led a balanced Commodore attack with 20 points, with Jeffery Taylor adding 17 points, Festus Ezeli tallying his first double-double of the season with 12 points and 10 rebounds, and Lance Goulbourne chipping in 11 points.

★ The Commodores moved to 4-0 in the SEC for the second time in the Kevin Stallings' era - the Commodores started 5-0 in league play to begin the 2009-10 campaign.

★ In the eight-game win streak, Vanderbilt is only allowing 58.1 points per game, a 38.1% opponent field goal percentage, and opponents to shoot 31.8% from three. Vanderbilt also has a rebounding margin of +6.5 in the last eight games. The current starting five - Tinsley, Jenkins, Taylor, Goulbourne, and Ezeli, are shooting a combined 53.8% from the field (162-301).

★ In the last five games, Vanderbilt is outscoring opponents by an average of 13.2 points and shooting 47.0% from the floor and 46.1% from three.






★ With the win over Alabama, the Commodores are now 12-6 in road SEC contests since the 2009-10 campaign (6-2 in 2009-10, 4-4 in 2010-11, 2-0 in 2011-12). The 12 wins is the most in the SEC. Four of Vanderbilt's starters are hovering around 50% from the floor for the season - Jenkins (48.2%), Taylor (53.6%), Tinsley (49.6%), and Goulbourne (49.6%).

★ The Commodores sport the leading scorer in all games (John Jenkins, 19.8 ppg) and the third-leading scorer (Jeffery Taylor, 16.9 ppg) in the SEC. Jenkins also paces the league and nation in three's made at 3.94 per game.

★ John Jenkins was 4-7 from beyond-the-arc against Alabama, his eighth consecutive game making 3 or more 3FG, his 13th this season, and 44th in his career.

★ Jenkins has scored in double-digit figures in 50 consecutive games, 69 in his career.

**VANDERBILT PROBABLE STARTERS**

BRAD TINSLEY	JOHN JENKINS	JEFFERY TAYLOR	LANCE GOULBOURNE	FESTUS EZELI
<b>#1</b>	<b>#23</b>	<b>#44</b>	<b>#5</b>	<b>#3</b>
Senior, Guard	Junior, Guard	Senior, Forward	Senior, Forward	Senior, Center
6' 3" 210 lbs.	6' 4" 215 lbs.	6' 7" 225 lbs.	6' 8" 225 lbs.	6' 11" 255 lbs.
Oregon City, Ore.	Hendersonville, Tenn.	Norrköping, Sweden	Brooklyn, N.Y.	Benin City, Nigeria
				
<b>'11-12 Avgs</b> Pts: 9.9 Rebs: 2.9 Asst: 4.4 FG%: 49.6 3FG%: 44.6	<b>'11-12 Avgs</b> Pts: 19.8 Rebs: 3.1 Asst: 1.2 FG%: 48.2 3FG%: 45.3	<b>'11-12 Avgs</b> Pts: 16.9 Rebs: 5.6 Asst: 2.0 FG%: 53.6 3FG%: 45.3	<b>'11-12 Avgs</b> Pts: 10.1 Rebs: 7.4 Blks: 1.1 FG%: 49.6 3FG%: 33.3	<b>'11-12 Avgs</b> Pts: 7.0 Rebs: 5.8 Blks: 1.6 FG%: 47.4 3FG%: 0.0

**VANDERBILT ATHLETIC COMMUNICATIONS**

2601 Jess Neely Drive, Nashville, TN 37212  
phone: 615-322-4121

**INTERVIEW POLICY**

Vanderbilt head coach Kevin Stallings and selected Vanderbilt players will be available to the media before practice on a weekly basis during the non-conference season, and bi-weekly during the SEC season.

The times for those media sessions will be emailed to media members in advance of those pre-practice interviews.

Media may photograph the first 20 minutes of practice. All practices are closed to the public.

**POSTGAME INTERVIEW POLICY**

Vanderbilt head coach Kevin Stallings will enter the Memorial Gym interview room after the NCAA-mandated 10-minute cooling off period, followed by Vanderbilt players.

Visiting coach and player interviews will be at the discretion of the visiting SID.

**SEC TELECONFERENCE**

Vanderbilt head coach Kevin Stallings and the 11 other SEC coaches will be available on a Monday teleconference January 2-March 5. Details on the teleconference will be released by the SEC Office via email to media members a day before the teleconference.

**Order of Appearance (All Times Central):**

10:00 a.m.	Kevin Stallings, Vanderbilt
10:07 a.m.	Billy Donovan, Florida
10:14 a.m.	Darrin Horn, S. Carolina
10:21 a.m.	Mark Fox, Georgia
10:28 a.m.	Trent Johnson, LSU
10:35 a.m.	John Calipari, Kentucky
10:42 a.m.	Cuonzo Martin, Tennessee
10:49 a.m.	Mike Anderson, Arkansas
10:56 a.m.	Anthony Grant, Alabama
11:03 a.m.	Tony Barbee, Auburn
11:10 a.m.	Andy Kennedy, Ole Miss
11:17 a.m.	Rick Stansbury, Miss. St.

**VUCOMMODORES.COM**

The official website of Vanderbilt athletics, vucommodores.com, includes pregame notes, season statistics, videos of press conferences and meetings with the media, live stats, twitter feeds, and streaming audio and video of everything that is Commodore athletics.

**@VANDYMBB**

The official Twitter feed of Vanderbilt men's basketball, follow the latest information and get breaking news on Commodore basketball.

**MORE ON THE MISSISSIPPI STATE SERIES**

★ Saturday's meeting will be the 118th all-time between the two schools - Vanderbilt leads the all-time series, 74-43, and 44-8 in games played in Nashville.

★ The first meeting between the two schools came in the 1921-22 season in Nashville (Vanderbilt won, 22-18).

★ Vanderbilt has won the last three games played in Nashville.

★ Coach Stallings is 7-8 all-time against the Bulldogs and 4-2 against Mississippi State at Memorial Gym.

**MORE ON MISSISSIPPI STATE**

The Bulldogs are 15-4 on the season and 2-2 in the SEC after dropping their last time out against Ole Miss in Oxford, 75-68. Arnett Moultrie leads the team in scoring (16.1) and rebounding (11.0).

**TEAM NOTES****MORE QUICK HITTERS**

★ Taylor scored in double figures for the 17th time this season against Alabama, and the 89th time in his career. Goulbourne reached double digits for the ninth time this season.

★ VU's starting five has amassed 366 career starts.

★ Taylor is fourth in the SEC in field goal percentage (.538), and has made more field goals than any other player in the SEC (113).

★ Jenkins leads the league field goal makes per game with 6.4.

★ Vanderbilt is the only team in the SEC that sports three 1,000-point scorers in John Jenkins, Jeffery Taylor, and Brad Tinsley.

★ In SEC play, the Commodores rank first in eight different categories - scoring defense (54.2), scoring margin (+15.2), field goal percentage defense (.349), 3-point field goal percentage (.464), rebounding margin (+8.7), assists (13.25), defensive rebounds (27.75), and threes made (9.75).

★ Vanderbilt was 21-29 from the free throw line against Alabama (72.4%), and in their last two games, the Commodores are 51-73 (69.9%).

★ The team's 39.8 3-point percentage stands as the second-best team mark since the 1992-93 campaign, trailing only the 39.9 clip from 2007-08.

**COACH STALLINGS COACHED HIS 400TH GAME AT VANDERBILT AGAINST SOUTH CAROLINA**

Vanderbilt head coach Kevin Stallings coached in his 400th career game at Vanderbilt and the Commodores rewarded him with a 67-57 victory in Columbia, S.C., Tuesday night. Stallings is in his 13th season and is Vanderbilt's second winningest coach in Commodore history with 250 career victories. Overall, Stallings is in his 18th season and has a career record of 373-215.

**THREE 1,000-POINT SCORERS**

Brad Tinsley scored 16 points against Monmouth and became the 43rd person to eclipse the 1,000-point barrier, and the second VU player this season to accomplish the feat. John Jenkins recently surpassed the 1,000-point mark to become the 42nd player earlier this year against Cleveland State. Jeffery Taylor is the third player in this year's starting lineup who has 1,000 points - he became the 41st player in Vanderbilt history to surpass the 1,000-point barrier last season.

The 'Dores are the only team in the SEC with three 1,000-point scorers.

**STAT COMPARISON (2011-12)**

	VU		MSU	
	All	SEC	All	SEC
Record	14-4	4-0	15-4	2-2
Scoring Offense	74.6	69.5	73.5	68.5
Scoring Defense	65.0	54.2	64.7	70.8
Scoring Margin	+9.6	+15.3	+8.8	-2.2
FG%	.467	.478	.463	.431
FG% Defense	.419	.349	.422	.489
3FG%	.398	.464	.345	.329
3FG% Defense	.322	.273	.311	.353
Free Throw %	.686	.691	.709	.776
Rebounding	36.0	38.0	37.0	32.2
Rebounding Margin	+3.4	+8.8	+3.1	-0.5
Turnovers/game	14.6	14.3	11.7	10.8
Opponent Turnovers	13.9	9.8	12.2	9.5
Steals	6.6	4.0	6.6	5.5
Blocks	4.2	4.8	4.0	4.0

**MEDIA AVAILABILITY SCHEDULE - JANUARY 15-28**

SUNDAY 1/15 Off	MONDAY 1/16 No Availability	TUESDAY 1/17 Availability 3 p.m.	WEDNESDAY 1/18 No Availability	THURSDAY 1/19 6 p.m. At Alabama	FRIDAY 1/20 Availability 2:45 p.m.	SATURDAY 1/21 6 p.m. Miss. St.
SUNDAY 1/22 No Availability	MONDAY 1/23 Availability 2:45 p.m.	TUESDAY 1/24 6 p.m. Tennessee	WEDNESDAY 1/25 No Availability	THURSDAY 1/26 Availability 3 p.m.	FRIDAY 1/27 No Availability	SATURDAY 1/28 1 p.m. MTSU

**2011-12 VS. RANKED OPPONENTS**

Vanderbilt are 1-2 against ranked opponents this year after defeating Marquette on December 29 in Milwaukee, 74-57. Vanderbilt's two losses have come in overtime to Xavier (82-70, November 28) and at Louisville (62-60, December 2).

**RECORD AGAINST RANKED OPPONENTS**

Vanderbilt has an 86-208 record all-time against ranked opponents, and a 59-69 record against ranked opponents at home. In the Stallings era, Vanderbilt is 32-53 against ranked foes. In 2010-11, Vanderbilt was 3-4 against ranked opponents and 0-3 in road contests.

**THREE ON WOODEN PRESEASON WATCH LIST, JENKINS NAMED TO FINAL 25**

The Commodores' Festus Ezeli, John Jenkins, and Jeffery Taylor were three of 50 players on the preseason Wooden Award Preseason Watch List - Vanderbilt, North Carolina, and Ohio State were the only three teams in the country with three players on the list. Jenkins was recently named to the Award's 25 finalists.

**TINSLEY A BOB COUSY AWARD NOMINEE**

Senior point guard Brad Tinsley has been nominated for the Bob Cousy Award, an honor given to the nation's top point guard. Tinsley is averaging 9.9 points, 2.9 rebounds, and 4.4 assists per game for the season. Tinsley leads the SEC in assists in SEC games only with 6.0 assists per game.

**'DORES STRENGTH OF SCHEDULE REMAINS STRONG**

In the latest RPI Ratings on RealTimeRPI.com, Vanderbilt is ranked 22nd in Strength of Schedule, the strongest SOS in the SEC, and has an RPI of 32.

**LOOKING FOR THREE CONSECUTIVE NCAA TOURNAMENTS**

The Commodores have appeared in two consecutive NCAA Tournaments, and are seeking a third consecutive berth for the first time in the program's history.

**VANDERBILT AND THE SEC**

Vanderbilt is in its 78th season in the Southeastern Conference and has a career record of 644-633 against current members of the SEC.

**NEXT UP FOR COMMODORES**

The Commodores return home to take on Mississippi State at Memorial Gym on Saturday, January 21 (6 p.m., ESPN) in the first of a three-game homestand. The Commodores take on Tennessee on Tuesday at 6 p.m. (ESPNU) and MTSU on Saturday at 1 p.m. (no tv).

**'DORES MOVING UP ALL-TIME LISTS**

Vanderbilt current players and Vanderbilt's all-time lists:

Player	Category	Position
Jeffery Taylor	Scoring	9th (1,621)
Jeffery Taylor	Steals	10th (126)
Jeffery Taylor	Free Throws Made	7th (407)
Jeffery Taylor	Free Throws Att.	4th (576)
John Jenkins	Scoring	23rd (1,301)
John Jenkins	3's Made	7th (239)
John Jenkins	3's Attempted	T-9th (542)
John Jenkins	3FG %	3rd (.439)
John Jenkins	FT%	3rd (.865)
Brad Tinsley	Scoring	35th (1,108)
Brad Tinsley	FT%	t-7th (.831)
Brad Tinsley	Assists	7th (414)
Brad Tinsley	Assists/game	5th (3.55)
Festus Ezeli	Blocks	1st (165)
Festus Ezeli	Blocks/game	1st (1.60)

Taylor is also on the verge of entering the top 10 in rebounding with 653 (10th is Ben Rowan, 666).

**COMMODORES ON TELEVISION**

Vanderbilt will appear on television 25 times in the regular season, with 17 slated for national broadcasts. The 'Dores' next television game will be January 21 against Mississippi State at 6 p.m. CT (ESPN). In fact, VU has only one more game not scheduled for television (MTSU, Jan. 28).

**NATIONAL POLLS****AP TOP 25 - WEEK 11**

1	Syracuse (60)	19-0	1,619
2	Kentucky (4)	17-1	1,558
3	Baylor (1)	17-0	1,503
4	Duke	15-2	1,380
5	Missouri	16-1	1,335
6	Ohio State	16-3	1,312
7	Kansas	14-3	1,218
8	North Carolina	15-3	1,172
9	Michigan State	15-3	1,119
10	Georgetown	14-3	884
11	Indiana	15-3	858
12	Murray State	18-0	825
13	Connecticut	14-3	807
14	UNLV	16-3	651
15	Virginia	14-2	649
16	San Diego State	15-2	621
17	Florida	14-4	596
18	Mississippi State	15-3	590
19	Creighton	16-2	471
20	Michigan	14-4	461
21	Marquette	14-4	278
22	Illinois	15-3	257
23	Louisville	14-4	208
24	Saint Mary's	17-2	167
25	Kansas State	12-4	102

**Others Receiving Votes**

**Vanderbilt 101**, Wisconsin 90, Seton Hall 79, Gonzaga 64, New Mexico 61, Harvard 22, Cincinnati 17, Stanford 16, West Virginia 16, Alabama 10, Wichita State 3, Iona 2, Florida State 1, Northwestern 1, Wagner 1

**ESPN/USA TODAY POLL - WEEK 11**

1	Syracuse (31)	19-0	775
2	Kentucky	17-1	742
3	Baylor	17-0	714
4	Duke	15-2	654
5	Missouri	16-1	629
6	Ohio State	16-3	619
7	Kansas	14-3	591
8	North Carolina	15-3	569
9	Michigan State	15-3	509
10	Murray State	18-0	449
11	Connecticut	14-3	416
12	Georgetown	14-3	410
13	Indiana	15-3	358
14	Florida	14-4	304
15	Mississippi State	15-3	288
16	San Diego State	15-2	282
17	Virginia	14-2	269
18	Creighton	16-2	260
19	Michigan	14-4	259
20	UNLV	16-3	252
21	Louisville	14-4	130
22	Marquette	14-4	119
23	Saint Mary's	17-2	100
24	Harvard	15-2	61
25	Illinois	15-3	58

**Others Receiving Votes**

**Vanderbilt 47**, Kansas State 46, New Mexico 41, Wisconsin 27, Middle Tennessee 21, Gonzaga 21, Seton Hall 16, West Virginia 13, Wichita State 13, Alabama 7, Nevada 3, California 2, Brigham Young 1



## TV RECORD

After the win over Alabama on January 19, Vanderbilt is now 7 (Oregon, Lafayette, Marquette, Auburn, South Carolina, Georgia, Alabama)-4 (Cleveland State, Xavier, Louisville, Indiana State) in games played on television. The Commodores have played three games exclusively on ESPN3 (N.C. State, Oregon State, Davidson), and are 3-0 in those games.

## TOUGH SCHEDULE

- ★ The 2011-12 slate of games may be one of the most difficult the Commodores have ever faced and one that could see the Commodores take on as many as 13 teams that participated in postseason play a year ago.
- ★ The home schedule includes the season opener against Pac-12 member Oregon (November 11) and a matchup with perennial NCAA tournament stalwart and Atlantic 10 member Xavier on November 28. VU travelled to Louisville, also ranked in the preseason top 10, as part of the Big East/SEC Invitational on December 2nd, and will also host the ESPN Gameday franchise for the first time from Memorial Gym on February 11 against Kentucky.
- ★ Other NCAA Tournament teams on this year's non-conference schedule - Bucknell (Nov. 19), Indiana State (Dec. 17), and Marquette (Dec. 29).

## 3-POINT STREAK CONTINUES THROUGH 25TH SEASON; VU ONE OF THREE TEAMS TO HIT A TREY IN EVERY GAME SINCE 1986-87 SEASON

Vanderbilt has made a 3-pointer in 814 consecutive games, a streak which began at the inception of the 3-point line in 1986-87. The Commodores rank second only to UNLV (827) for the longest streak in Division I basketball. Vanderbilt, UNLV and Princeton (715) are the only three schools in college basketball to have made at least one 3-pointer in every game played since the 3-point line was implemented.

## COMMODORES SELL OUT OF SEASON TICKETS FOR FIFTH CONSECUTIVE SEASON

Vanderbilt's games at Memorial Gym will once again be a hot ticket, with the 10,000+ season tickets allotted gone. Single-game sales are extremely limited - for more information, call the McGugin Center ticket office at 615-322-GOLD.

## VANDERBILT ATHLETIC SUCCESS IN 2011

During this calendar year, Vanderbilt is one of only eight schools in the country, and one of two in the SEC, that had its baseball team and men's and women's basketball teams in the NCAA Tournament and its football team qualify for a bowl game. Georgia is the other school from the SEC to accomplish the feat. Other schools that join Vanderbilt include Florida State, Kansas State, North Carolina, Texas, future SEC member Texas A&M, and UCLA.

## SPECIALTY STATS

Opponent	T/O	2ndCh	Paint	FastB	Bench	Ties	Leads	WL	Score	Leads overcome
Oregon	24	18	32	6	11	2	2	W	78-64	trailed by 6 1st-12:18
Cleveland St.	20	7	20	8	9	0	0	L	58-71	
Bucknell	8	11	26	8	35	1	5	W	80-68	trailed by 3 1st-16:40
NC State	15	6	22	6	6	1	4	W	86-79	trailed by 2 2nd-07:58
Oregon State	15	11	28	6	10	5	5	W	64-62	trailed by 3 1st-13:40
Monmouth	25	12	36	10	34	0	1	W	95-73	trailed by 2 1st-19:41
Xavier	8	9	36	10	7	4	6	L	70-82	lost 10 2nd-17:07
Louisville	15	9	12	4	2	6	6	L	60-62	lost 9 2nd-08:49
Davidson	11	14	42	7	24	2	1	W	87-83	trailed by 8 1st-12:27
Indiana State	18	9	20	6	7	1	3	L	55-61	lost 8 2nd-06:31
Longwood	21	15	42	10	17	0	1	W	99-71	trailed by 1 1st-18:10
Lafayette	25	10	34	2	22	0	1	W	89-58	never trailed
Marquette	16	16	20	8	13	0	1	W	74-57	trailed by 2 1st-19:05
Miami (Ohio)	19	9	22	2	6	2	4	W	69-62	trailed by 4 1st-7:59
Auburn	15	11	10	0	13	1	2	W	65-35	trailed by 2 1st-18:18
South Carolina	9	12	14	8	19	2	3	W	67-57	trailed by 2 1st-19:32
Georgia	14	7	32	2	15	5	5	W	77-66	trailed by 6 1st-17:31
Alabama	10	16	22	0	5	2	2	W	69-59	trailed by 6 1st-12:36

<b>Totals</b>	<b>288</b>	<b>202</b>	<b>470</b>	<b>103</b>	<b>255</b>	<b>29</b>	<b>44</b>			
Avg/Game	16.0	11.2	26.1	5.7	14.2	1.6	2.4			
<b>Opponent</b>	<b>279</b>	<b>198</b>	<b>518</b>	<b>96</b>	<b>330</b>	<b>28</b>	<b>40</b>			
Avg/Game	15.5	11.0	28.8	5.3	18.3	1.6	2.2			
Home Game										

## VANDERBILT RADIO NETWORK

### FISHER, THOMPSON COURTSIDE TO CALL ACTION ON VANDERBILT RADIO NETWORK FROM IMG COLLEGE

Joe Fisher and Tim Thompson are back at courtside this season, describing the action of every Commodore game to Vanderbilt followers throughout the Southeast.

Fisher, the Voice of the Commodores, will anchor Vanderbilt play-by-play for the 14th consecutive year.

A Nashville native, Fisher also handles the play-by-play broadcasting duties for Commodore football and a select number of baseball games. He also serves as the Director of Broadcasting for Vanderbilt Student Athletics.

Prior to working for Vanderbilt, Fisher served as a television sports anchor in the Nashville market (1987-1996), with stints at WSMV-4 and WKRN-2. He also worked in the public relations field for two years.

Thompson, who is in his 11th year providing color commentary, played for Vanderbilt from 1975-79, receiving the Outstanding Leader and Civitan Sportsmanship Awards. He currently works with Nike College Sports Marketing.

Broadcast Engineer Bob Horner is in his 30th year courtside producing broadcasts of Commodore basketball. During his tenure, Horner has worked more than 750 games for Vanderbilt.

The broadcasts are produced by IMG College, the exclusive multi-media rightsholder for Vanderbilt. Jeff Miller is the general manager.

### Radio Affiliates

WRQQ 97.1 FM	Nashville*
WLSV 1110-AM	Ardmore, Ala.
WQSV 7900-AM	Ashland City
WDOD 1310-AM	Chattanooga
WKFN 540-AM	Clarksville
WEKR 1240-AM	Fayetteville
WJMM 1490-AM	Lewisburg
WMSR 1320-AM	Manchester
KWAM 990-AM	Memphis
WCDT 1340-AM	Winchester

\* Commodore Flagship Station

## Blocked Shots

### In a Career

(Since 1979-80, min. 50 games)

PLAYER, YEARS	G	BS	BPG
1. Festus Ezeli, 2008-Present	103	165	1.60
2. Will Perdue, 1984, 86-88	104	157	1.51
3. A.J. Ogilvy, 2007-10	96	145	1.51
4. Julian Terrell, 2003-06	124	116	0.94
5. Chris Woods, 1992-95	121	108	0.89

### Per Game In a Career

(Since 1979-80, min. 50 games)

PLAYER, YEARS	G	BS	BPG
1. Festus Ezeli, 2008-Present	103	165	1.60
t2. A.J. Ogilvy, 2007-10	96	145	1.51
t2. Will Perdue, 1984, 86-88	104	157	1.51
4. Julian Terrell, 2003-06	124	116	0.94
5. Chris Woods, 1992-95	121	108	0.89





## Points Scored

### Career

PLAYER, YEARS	POINTS
1. Shan Foster, 2005-08	2,011
2. Matt Freije, 2001-04	1,891
3. Phil Cox, 1982-85	1,724
4. Ronnie McMahan, 1992-95	1,719
5. Mike Rhodes, 1978-81	1,699
6. Clyde Lee, 1964-66	1,691
7. Drew Maddux, 1995-98	1,689
8. Charles Davis, 1977-81	1,675
9. Jeffery Taylor, 2008-present	1,621
10. Jeff Fosnes, 1973-76	1,579
11. Tom Hagan, 1967-69	1,514
12. Barry Goheen, 1986-89	1,509
13. Dan Langhi, 1997-2000	1,502
14. A.J. Ogilvy, 2007-10	1,468
15. Scott Draud, 1987-91	1,466
16. Bobby Thym, 1954-57	1,403
17. Kevin Anglin, 1990-93	1,389
18. Billy McCaffrey, 1993-94	1,359
19. Butch Feher, 1973-76	1,345
20. Terry Compton, 1972-74	1,326
21. Frank Seckar, 1993-96	1,317
22. Barry Booker, 1986-89	1,310
23. John Jenkins, 2009-present	1,301
24. Will Perdue, 1984-88	1,281
25. Jeff Turner, 1981-84	1,271
26. Jermaine Beal, 2006-10	1,253
27. Thorpe Weber, 1969-71	1,209
28. Al Rochelle, 1954-57	1,206
29. Jim Henry, 1956-59	1,198
30. Joe Ford, 1973-76	1,193
31. Billy Joe Adcock, 1947-50	1,190
32. Brett Burrow, 1983-86	1,149
33. Babe Taylor, 1953-56	1,144
34. Mario Moore, 2003-2006	1,137
35. Brad Tinsley, 2008-present	1,108
36. Bruce Elder, 1991-93	1,086
37. Bo Wyenandt, 1966-68	1,078
38. Todd Milholland, 1989-92	1,053
39. Dan Finch, 1952-54	1,045
40. Sam Howard, 1999-2002	1,042
41. Austin Bates, 1994-98	1,020

## 3-Point Field Goals Made

### In a Career

PLAYER, YEARS	3FGM	3FGA	PCT.
1. Shan Foster, 2005-08	367	872	.421
2. Ronnie McMahan, 1992-95	296	774	.382
3. Scott Draud, 1987-88, 90-91	288	657	.438
4. Frank Seckar, 1993-96	278	675	.419
5. Barry Booker, 1986-89	246	535	.460
6. John Jenkins, 2009-present	239	542	.441
7. Sam Howard, 1998-2002	238	653	.364
8. Drew Maddux, 1994-98	226	641	.353
9. Mario Moore, 2003-06	197	559	.352
10. Matt Freije, 2000-04	183	515	.355

## 3FG %

### In a Career (Min. 90 3FGA)

PLAYER, YEARS	G	A	APG
1. Barry Booker, 1986-89	246	535	.460
2. Billy McCaffrey, 1993-94	141	316	.446
3. John Jenkins, 2009-present	239	542	.441
4. Scott Draud, 1987-88, 90-91	288	657	.438
5. Dan Cage, 2004-07	164	385	.426
6. Aaron Beth, 1991-94	38	90	.422
7. Shan Foster, 2005-08	367	872	.421
8. Derrick Wilcox, 1987-90	114	271	.421
9. Frank Seckar, 1993-96	278	675	.419

### MEMORIAL GYM IN ITS 60TH SEASON

★ The Commodores are now in their 60th season in the Southeastern Conference's oldest facility for basketball. Vanderbilt has an all-time record of 717-193 in its 60 years of existence.

★ In 2010-11, the Commodores finished 14-3, averaged 80.3 points per game, and shot 49.1% from the floor. Vanderbilt also made 8.4 3's per game, shot 41.9% from beyond-the-arc, and outrebounded opponents by a margin of +4.7. VU also shot 77.4% from the FT line at Memorial Gym.

★ Vanderbilt has won 130 of its last 140 home games against non-conference opponents.

★ Since the 1990 season, Vanderbilt owns a 176-18 non-conference record at home (.914 win percentage).

★ The Commodores are 110-11 against non-conference opponents at home during the Kevin Stallings era.

### INTERNATIONAL FLAVOR

The Commodores sport a very wordly roster, with players from four different countries. Festus Ezeli is from Nigeria, Jeffery Taylor is from Sweden, and Steve Tchiengang and James Siakam are from Cameroon. The rest of the team hails from the United States.

### NEW ADDITIONS

The Commodores will welcome guards Dai-Jon Parker (6'4, Baton Rouge, La.) and Kedren Johnson (6'4, Lewisburg, Tenn.), as well as forward Shelby Moats (6'7, Waconia, Minn.) to the fold this season. Despite the return of five returning starters, each will push for playing time. Center Josh Henderson and forward James Siakam, who each redshirted last year, are also eligible for the Commodores. Henderson is out until March with a stress fracture in his foot.

### PLAYER NOTES (SEE MUCH MORE IN BIO PAGES)

#### ORIGINAL STARTING LINEUP

The Commodores used their preseason-projected starting lineup for the fourth time of the season against Alabama Thursday - Brad Tinsley, John Jenkins, Jeffery Taylor, Lance Goulbourne, and Festus Ezeli. Here are some quick career notes on the five.

**Brad Tinsley** - SEC assist leader in 2010-11, 56 career double-figure scoring games, 35 5+ assist gms, leads the SEC in league games in assists with 6.0 per game, 7th on VU's all-time assist list.

**John Jenkins** - All-time VU sophomore leading scorer (624 pts), made 239 career threes, 44.2% shooter for his career from three.

**Jeffery Taylor** - SEC active leading scorer (1,621 pts), 88 career double-figure games, 15 20+ games, ninth on VU's all-time scoring list.

**Lance Goulbourne** - Averaging 7.4 rebounds this season, 13 double-digit rebound games, 5 double-doubles

**Festus Ezeli** - All-time blocks leader (165), 29 double-digit scoring games, 21 20+ pt gms, 28 3+ block games, six double-doubles.

### JENKINS LEADS SEC IN SCORING, NATION IN THREES MADE

Junior guard John Jenkins leads the SEC in scoring in all games with 19.8 points per game, and in three pointers made with 3.94 per game. Jenkins' 3.94 threes made per game also leads the nation.

### AS JEFFERY TAYLOR GOES...

So do the Commodores. Since 2010-11, Vanderbilt is 26-5 in games in which Taylor scores 15 or more points, and 10-10 in games in which he fails to reach the 15-point barrier.

### TAYLOR IS ACTIVE SEC LEADING SCORER

Taylor is the active scoring leader in the SEC with 1,621 career points. Taylor is also the SEC's second-leading active rebounder with 653.

### EZELI RETURNS, BECOMES VU CAREER BLOCKS LEADER

Redshirt senior post man Festus Ezeli swatted away four Miami (Ohio) shots on January 2nd and became the school's all-time blocks leader with 159 blocks. He now has 165. Ezeli surpassed former Vanderbilt great Will Perdue's all-time blocks record of 157. Ezeli set a new single-season blocks record in 2010-11 with 87 blocks.

### EZELI AND FREE THROWS

One more reason that the Commodores missed center Festus Ezeli during his injury - of the returning players in college basketball, Ezeli was the seventh-leading player in the country in terms of getting fouled. Ezeli was 140-216 from the charity stripe last season (64.8%).



## LAST TWO MEETINGS VS. MISSISSIPPI STATE

Game 19 • Jan. 27, 2011

Vanderbilt..... 81  
at Mississippi State ..... 74  
Starkville, Miss. (Humphrey Coliseum)

Vanderbilt 81 • 15-4, 3-2																		
#	Player	Total	3-Pt	Rebounds				PF				A TO Blk Stl				Min		
		FG	FGA	FG	FGA	FT	FTA	PF	TP	A	TO	Blk	Stl					
01	GOLDBOURNE, Lance	1	3	0	2	3	4	5	7	12	2	9	1	3	1	36		
04	TAYLOR, Jeffery	1	8	18	39	4	8	2	3	5	2	26	2	1	1	38		
05	EZELI, Festus	0	5	0	0	4	7	0	4	14	0	3	2	1	1	15		
09	TINSLEY, Brad	8	13	2	4	0	4	0	8	5	0	0	0	0	0	34		
21	JENKINS, John	9	11	2	9	1	5	6	1	21	1	0	2	0	1	37		
11	FULLER, Kyle	0	0	0	0	1	1	1	1	1	2	0	0	0	1	11		
23	TCHENGANG, Steve	1	6	1	3	0	2	4	6	2	3	0	2	0	0	22		
46	ODOM, Rod	0	2	0	2	0	0	1	1	3	0	0	0	0	0	7		
Team						1	0	1										
Totals		20	62	8	29	21	31	13	25	38	15	81	11	9	6	7	200	
FG % 1st Half: 12.34		35.3%	2nd Half: 14.28	50.0%	Game: 26.62	41.0%	Over/Under		Rebounds		3		0		0			
3PT % 1st Half: 5.17		29.4%	2nd Half: 3.33	25.0%	Game: 8.29	27.6%	FT % 1st Half: 4.8		50.0%		2nd Half: 17.23		73.9%		Game: 21.31		67.7%	

Mississippi State 74 • 10-4, 2-3																		
#	Player	Total	3-Pt	Rebounds				PF				A TO Blk Stl				Min		
		FG	FGA	FG	FGA	FT	FTA	PF	TP	A	TO	Blk	Stl					
01	Renardor Sidney	1	23	0	0	2	4	1	4	5	0	2	1	0	1	13		
02	Augustus	1	1	0	0	0	0	0	0	0	0	0	0	0	0	8		
03	Raven Johnson	9	5	11	27	7	7	6	4	4	2	19	0	0	2	38		
04	Shaw	0	5	3	10	5	5	0	0	0	0	0	0	0	0	15		
15	Riley Benjoni	6	2	8	2	8	0	1	1	2	6	1	1	1	2	28		
00	Jalen Steele	2	2	6	12	0	1	1	2	1	5	0	0	0	0	12		
05	Shaw	0	3	0	3	0	0	0	0	0	0	0	0	0	0	10		
22	Brian Bryant	1	3	0	0	0	1	2	3	1	2	0	0	0	1	7		
10	Shaw	0	2	0	2	0	0	0	0	0	0	0	0	0	0	10		
50	John Risk	1	1	0	0	0	1	1	2	1	0	0	0	0	0	8		
Totals		20	58	8	27	11	30	38	22	74	10	12	5	2	5	200		
FG % 1st Half: 13.29		44.8%	2nd Half: 13.29	44.8%	Game: 26.58	44.8%	Over/Under		Rebounds		3		0		0			
3PT % 1st Half: 5.17		44.4%	2nd Half: 3.45	20.0%	Game: 8.27	29.6%	FT % 1st Half: 4.8		50.0%		2nd Half: 17.23		73.9%		Game: 21.31		67.7%	
FT % 1st Half: 4.8		100.0%	2nd Half: 8.11	72.7%	Game: 14.47	44.4%	FT % 1st Half: 4.8		50.0%		2nd Half: 17.23		73.9%		Game: 21.31		67.7%	
Technical Fouls: Tony Greene, Ben Smith, Jamie Luckie Technical Fouls: None Vanderbilt-None Mississippi State-None Shorthand: 870 Actual attendance was 6421																		
Score by quarter																		
	1st	2nd	3rd	4th	Total	PTS	Reb	Ass	Stl	Blk	PF	Sh	FT	3P	FG	Min		
Vanderbilt	15	16	18	8	57	81	38	15	9	6	15	11	16	10	20	200		
Mississippi State	13	37	37	74														
Lead/FG - VU 24-10 15-20 15-20 61-53																		
Mississippi State - 24-10 15-20 15-20 61-53																		
Score tied - 12 minutes																		
Timeouts - VU 16 10 16 10 15																		

Officials: Tony Greene, Bert Smith, Jamie Luckie  
Technical Fouls: Vanderbilt=None, Mississippi State=None  
Attendance: 8870  
Actual attendance was 6421

Score by periods: 1st 2nd Total  
Vanderbilt 33 48 81  
Mississippi State 37 37 74

Lead FG - VU 2nd 00:16, MS 2nd 00:03  
Largest lead - VU by 7 2nd 00:05, MS by 2 2nd 05:15

Game 32 • Mar. 11, 2011

Vanderbilt..... 87  
vs. Mississippi State..... 81  
Atlanta, Ga. (Georgia Dome)

Vanderbilt 87 • 23-9, 9-7																	
	Total	3-Ptr			Rebounds												
#	Player	FG	FGA	FG%	FT	FTA	FT%	Off	Def	TP	PF	A	TO	Blk	Stl	Min	
01	GOLDBOURNE, Lance	1	2	50.0	1	2	50.0	1	3	3	8	1	1	1	1	17	
09	EZELI, Festus	0	3	0.0	4	4	100.0	1	2	3	4	8	0	1	2	20	
01	TINSLEY, Brad	0	3	0.0	2	5	40.0	0	2	2	0	12	6	0	0	0	33
21	JENKINS, John	10	17	58.8	4	4	100.0	1	3	4	0	29	1	1	0	34	
04	TAYLOR, Jeffery	9	16	56.3	1	3	33.3	2	0	2	1	20	4	1	0	37	
11	FULLER, Kyle	1	2	50.0	0	0	0.0	0	1	1	0	3	1	0	0	0	12
23	TCHENGANG, Steve	1	3	33.3	1	2	50.0	2	1	3	1	5	0	0	0	20	
46	ODOM, Rod	0	1	0.0	0	0	0.0	0	2	2	0	0	1	0	0	11	
54	WALKER, Andre	0	2	0.0	0	0	0.0	4	4	0	2	1	0	0	1	16	
Totals		20	56	35.7	20	22	90.9	8	17	25	11	87	14	5	3	5	200
FG % 1st Half: 10.24		41.7%	2nd Half: 18.32	58.3%	Game: 28.58	50.0%	Over/Under		Rebounds		3		0		0		
3PT % 1st Half: 14.12		33.3%	2nd Half: 7.11	68.8%	Game: 11.23	47.8%	FT % 1st Half: 12.13		62.3%		2nd Half: 8.9		88.9%		Game: 20.22		90.9%

Download Vanderbilt  
Game 2022

Mississippi State 81 • 17-14, 9-7

#	Player	FG	FGA	FG%	FT	FTA	FT%	Off	Def	TP	PF	A	TO	Blk	Stl	Min	
01	Sidney, Renardo	1	10	10.0	2	3	66.7	4	3	7	2	22	0	3	0	18	
24	Augustus, Kod	4	16	25.0	1	1	100.0	0	2	2	4	0	1	0	0	25	
03	WILLIAMS, Rayven	1	11	9.1	3	3	100.0	0	0	0	0	0	0	0	0	5	
03	Boat, Dee	6	14	42.9	2	2	100.0	0	4	4	3	16	11	2	0	30	
15	Benrock, Riley	1	4	25.0	1	4	25.0	1	3	4	3	2	2	0	0	37	
01	WILLIAMS, Rayven	0	0	0.0	0	0	0.0	0	0	0	0	0	0	0	0	0	
22	Bryant, Brian	2	5	40.0	1	2	50.0	1	3	4	0	6	1	1	0	19	
30	Lewis, Wendell	3	8	37.5	4	4	100.0	2	1	3	0	6	1	0	0	19	
31	Roben, Brandon	0	0	0.0	0	0	0.0	1	1	0	0	0	0	0	0	1	
26	Reek, John	0	0	0.0	0	0	0.0	0	0	0	3	0	1	0	0	2	
Totals		20	53	37.7	9	9	100.0	8	14	21	35	81	17	10	0	1	200
FG % 1st Half: 16.31		51.6%	2nd Half: 16.32	50.0%	Game: 32.43	50.0%	Over/Under		Rebounds		3		0		0		
3PT % 1st Half: 3.8		100.0%	2nd Half: 3.8	100.0%	Game: 11.23	47.8%	FT % 1st Half: 12.13		62.3%		2nd Half: 8.9		88.9%		Game: 20.22		90.9%

Download Vanderbilt  
Game 2022

Officials: Anthony Jordan, Joe Lindsey, Anthony Petty

Game Notes: Vanderbilt - Home, Mississippi State - Non-Conference

Attendance: 17066

Score 2 attendance 17,066

Score by periods	1st	2nd	3rd	4th	Total
Vanderbilt	23	34	31	9	87
Mississippi State	38	43	81	8	170

Points	Rebound	Off	Def	2nd	Fast
Points	24	12	12	12	12
MSU	24	12	12	12	12

Miss FG - VU 2nd 2nd 0.5 MSU 2nd 2nd 0.4

Score lead - 14 points.

Officials: Anthony Jordan, Joe Lindsay, Armino Petty  
Technical Fouls: Vanderbilt=None, Mississippi State=None  
Attendance: 17086  
Series 4 attendance 17,086

Score by periods: 1st 2nd Total  
Vanderbilt 38 51 87  
Mississippi State 38 43 81

Lead FG - VU 2nd 00:05, MSU 2nd 00:24  
Largest lead - VU by 7 2nd 00:17, MSU by 6 1st 14:55

STARKVILLE - Jeffery Taylor scored 25 points and John Jenkins added 21 as No. 19 Vanderbilt rallied for an 81-74 victory over Mississippi State.

The Commodores (15-4, 3-2 Southeastern Conference) won at Humphrey Coliseum for the first time since 1993, breaking a streak of eight straight losses in Starkville. Vanderbilt trailed by as many as nine points, but used a 12-0 run late in the second half to recover for its third straight victory.

Festus Ezeli added 14 points for Vanderbilt while Lance Goulbourne had nine points and 12 rebounds.

Vanderbilt led 77-74 with 20 seconds remaining when Taylor stole the ball in the press and dunked for the clinching basket. The 6-foot-7 junior was 9 of 18 from the field and had five rebounds, three steals and two assists.

Jenkins made 9 of 12 free throws, including seven during Vanderbilt's crucial 12-0 run that turned a 66-59 deficit into a 71-66 lead.

Ravens Johnson scored 19 points and Dee Bost added 18 for the Bulldogs (10-9, 2-3), who shot 26 of 58 (44.8 percent) from the field. Mississippi State struggled from 3-point range, making just 8 of 29 (27.6 percent).

Renardo Sidney, MSU's best post player, battled foul trouble for most of the game. The 6-10, 275-pound sophomore finished with six points and five rebounds in just 13 minutes.

### Notes

- Vanderbilt head coach Kevin Stallings got the first win of his career in Starkville. His overall record at the Humphrey Coliseum is now 1-5, and against the Bulldogs overall, he is now 7-8. Stallings has now won in every SEC venue.
- The win was Vanderbilt's first SEC road victory of the season, and its second of 2010-11. The Commodores are now 2-3 on the road (win vs. MTSU, losses at Missouri, South Carolina, Tennessee).
- Vanderbilt committed only nine turnovers against Mississippi State, which tied a season-low. The Commodores also committed nine against Davidson and Southeastern Louisiana.

ATLANTA - John Jenkins returned from an injury to score 29 points and Vanderbilt beat Mississippi State 87-81 in the quarterfinals of the Southeastern Conference tournament.

Jenkins, the SEC's leading scorer, missed Thursday's win over Louisiana State with a sore left foot. He showed no sign of the injury against the Bulldogs.

Jenkins scored 22 points in the second half, including a three-point play and rare four-point play in the final 2:03.

Jeffery Taylor had 20 points for Vanderbilt (23-9), which will play Florida in Saturday's second SEC semifinal. Alabama will face Kentucky in the first semifinal.

Renardo Sidney had 22 points and Ravens Johnson had 18 for Mississippi State (17-14). Dee Bost had 16.

Sidney's second 3-pointer tied the game at 76 with 2:20 remaining. It was the 14th tie of the game and the sixth of second half.

Led by Jenkins, Vanderbilt outscored the Bulldogs 11-5 the rest of the way.

Mississippi State was denied its fifth straight semifinals appearance and a chance to play in the championship game for the third straight year. The Bulldogs lost in overtime to Kentucky in last year's final after beating Tennessee for the 2009 tournament championship.

Vanderbilt opened the second half with a 9-0 run that included a steal and basket by Jenkins, followed by his 3-pointer. The surge gave the Commodores a 45-38 lead, but the Bulldogs recovered quickly to resume the pattern of frequent lead changes.

### Notes

- Vanderbilt shot 56.3% from the floor in the second half. That's the 23rd time this season VU has shot 50% or better in a half.
- VU was 11-23 from three (47.8%) - the 11 threes is the second-most threes made in a game against an SEC team this season (12 at Georgia, 2/16). Vanderbilt is now 20-4 on the season when making more threes than their opponents.
- VU committed only five turnovers against Mississippi State. The five turnovers was a new season-low.

## GOULBOURNE AND THE BOARDS

Senior forward Lance Goulbourne, who led the team a year ago with 7.3 rebounds per game, again paces the Commodores on the glass this season with 7.4 rebounds per contest. He has also scored in double figures in his last two contests.

## PRESEASON NOTES

### PRESEASON QUICK HITTERS

★ Vanderbilt entered the 2011-12 campaign as the number seven team in the nation according to the Associated Press and the ESPN/USA Today Coaches Poll.

★ It marked the first time since November of 1993 (23rd) that the team had been ranked in the preseason, and it's the highest preseason ranking for a Commodore team since 1965, when VU was ranked fifth.

★ The Commodores return five starters from last year's team.

★ Junior John Jenkins, the SEC's leading scorer and leader in threes made in 2010-11 was named to the preseason All-SEC first team, along with senior forward Jeffery Taylor. Ezeli was named to the second team.

★ First time in the Stallings' era (since 1999) that he has had five returning starters.

★ Along with Jenkins, Ezeli, and Taylor, seniors Brad Tinsley (point guard) and Lance Goulbourne (forward) return as starters.

★ Tinsley led the SEC in assists in 2010-11 with 4.6 per game, and notched the schools' first-ever triple-double against Presbyterian (11 points, 10 rebounds, 10 assists).

★ Goulbourne was the team's leading rebounder a season ago, and averaged 7.3 rebounds per game.

## PLAYER OF THE WEEK BONANZA IN 2010-11

Four of Vanderbilt's five starters (Brad Tinsley, John Jenkins, Lance Goulbourne, Festus Ezeli) claimed an SEC Player of the Week award last season.

## COMMODORES LOSE TWO PLAYERS FROM LAST YEAR'S TEAM

Vanderbilt's Andre Walker and Darshawn McClellan, who each received their Vanderbilt degree in May of 2011, each transferred to another school for their fifth year of eligibility. Walker transferred to Xavier, whom the Commodores played on November 28 at Memorial Gym, and McClellan will use his final year of eligibility at Louisiana-Lafayette.



## Steals

### Career

PLAYER, YEARS	G	S	SPG
t1. Drew Maddux, 1994-98	123	214	1.74
t1. Frank Seckar, 1993-96	126	214	1.70
3. Atiba Prater, 1996-00	115	211	1.83
4. James Strong, 1996-00	120	209	1.74
5. Kevin Anglin, 1990-93	129	192	1.49
6. Russell Lakey, 2000-04	111	169	1.52
7. Ronnie McMahan, 1992-95	124	157	1.27
8. Jason Holwerda, 2002-05	128	138	1.08
9. Jermaine Beal, 2007-10	132	128	0.97
10. Jeffery Taylor, 2008-present	116	126	1.09

## FT Made

### In a Career

PLAYER, YEARS	FT	FTA	PCT.
1. A.J. Ogilvy, 2007-10	471	641	.735
2. Bobby Thym, 1954-57	453	675	.671
3. Matt Freje, 2000-04	444	565	.786
4. Phil Cox, 1982-85	442	513	.862
5. Clyde Lee, 1964-66	425	610	.697
6. Kevin Anglin, 1990-93	415	549	.756
7. Jeffery Taylor, 2008-present	407	576	.707
8. Al Rochelle, 1954-57	374	498	.751
9. Tom Hagan, 1967-69	360	432	.833
t10. Butch Feher, 1973-76	349	457	.763
t10. Barry Goheen, 1986-89	349	439	.795

## FT Attempted

### In a Career

PLAYER, YEARS	FT	FTA	PCT.
1. Bobby Thym, 1954-57	453	675	.671
2. A.J. Ogilvy, 2007-10	471	641	.735
3. Clyde Lee, 1964-66	425	610	.697
4. Jeffery Taylor, 2008-present	407	576	.707
5. Matt Freije, 2000-04	444	565	.786
6. Kevin Anglin, 1989-93	415	549	.756
7. Phil Cox, 1982-85	442	513	.862
8. Al Rochelle, 1954-57	374	498	.751
9. Dan Finch, 1952-54	333	490	.680
10. Jim Henry, 1957-59	348	488	.713

## FT %

### In a Career [Kept since 1968-69]

PLAYER, YEARS	FT	FTA	PCT.
1. Billy McCaffrey, 1993-94	302	343	.880
2. Rudy Thacker, 1969-71	152	173	.879
3. John Jenkins, 2009-present	243	281	.865
4. Phil Cox, 1982-85	442	513	.862
5. Scott Draud, 1987-88, 90-91	232	276	.841
6. Tom Hagan, 1967-69	360	432	.833
t7. Dan Langhi, 1996-00	394	474	.831
t7. Brad Tinsley, 2008-present	216	260	.831
9. Tom Arnholt, 1970-72	253	305	.830
10. Mike Rhodes, 1978-81	333	408	.816

## LAST TIME OUT

### LAST TIME OUT - VANDERBILT 69, ALABAMA 59

John Jenkins scored 20 points to lead four players in double figures in a 69-59 road win over Alabama Thursday night. Jeffery Taylor scored 17 points, Festus Ezeli tallied his first double-double of the season with 12 points and 10 rebounds, and Lance Goulbourne tallied 11 points in the Commodore win.

★ Vanderbilt evened the overall series to 65, and is now 4-0 in Southeastern Conference play for the first time since 2010-11 (5-0 start).

★ VU has started 4-0 in league play for the second time of the Stallings' era.

★ Kevin Stallings is now 250-152 (13) at Vanderbilt, 373-215 (18) in his career. His record against Alabama is now 10-6.

★ Vanderbilt has now won eight consecutive games, VU's longest winning streak since the 2009-10 season, when the Commodores won 10 in a row.

★ Vanderbilt shot 40% from the floor against the Tide, and limited Alabama to only 32.9% from the field.

★ In league play, VU is only allowing 54.9 points per game and limiting opponents to only 34.9% from the field.

★ The Commodores are an American funk/soul band of the 1970s and 1980s and sold over 75 million records worldwide.

★ The Commodores outrebounded Alabama, 48-35, and Vanderbilt moves to 14-1 on the season when outrebounding their opponent.

★ VU was 21-29 from the free throw line (72.4%) on the night. In the last two games, Vanderbilt is a combined 51-73 (69.9%).

★ Vanderbilt was 8-for-18 from beyond-the-arc for the game (44.4%). The Commodores limited Alabama to only 6-24 (25.0%) from three.

★ The Commodores' largest lead was 23 with 8:12 to go in the second half. The Commodores took the lead, 20-19, on a Lance Goulbourne free throw with 3:27 to go in the first half and never relinquished it.

★ VU went to the half with a 26-19 lead, and went on a 15-5 run to start the second half.

★ Vanderbilt held Alabama's two leading scorers, JaMychal Green and Tony Mitchell, to a combined six points.

★ John Jenkins led Vanderbilt with 20 points, while Jeffery Taylor added 17 points, Festus Ezeli added 12 points, and Lance Goulbourne chipped in 11 points.

★ Ezeli also added 10 rebounds, his first double-double of the season and the sixth of his career.

★ John Jenkins was 4-7 from beyond-the-arc against Alabama. It's his eighth consecutive game making 3 or more 3FG, his 13th game this season, and 44th in his career.

★ Jenkins has scored in double-digit figures in 50 consecutive games, 69 in his career.

★ Jenkins was a perfect 6-for-6 from the free throw line, and is 15-15 from the charity stripe in his last two games.

★ Jenkins also grabbed a career-high eight rebounds.

★ Taylor scored in double figures for the 17th time this season, and 89th time in his career.

★ Goulbourne reached double digits for the ninth time this season and the second consecutive game. Goulbourne was also 6-6 from the free throw line.

★ Vanderbilt is now 26-5 in games in which he scores 15 or more points since the beginning of the 2010-11 season.

★ Brad Tinsley dished out five assists, the seventh time he has done that this season and 35th of his career.

**SEC PRESEASON POLL**

Vanderbilt was picked to finish second in the SEC by a select group of 30 media members in a poll released by the league prior to the SEC Basketball Media Days in Birmingham.

The Commodores received 265 points in the poll, and finished behind Kentucky, who was picked to win the league and the SEC Tournament.

The 2011-12 season is the first time since the league expanded in 1992 that the SEC will have one set of standings - compared to a two-division format.

**PRESEASON MEDIA POLL -- PTS**

Kentucky (18) -- 282

**Vanderbilt (4) -- 265**

Florida (1) -- 235

Alabama -- 219

Mississippi State -- 191

Arkansas -- 154

Ole Miss -- 119

Georgia -- 108

LSU -- 91

Auburn -- 80

Tennessee -- 71

South Carolina -- 57

**\*First-Place Votes in Parentheses**

**MEDIA VOTE****FIRST TEAM ALL-SEC**

JaMychal Green, Alabama

Terrence Jones, Kentucky

Dee Bost, Mississippi State

John Jenkins, Vanderbilt

Jeffery Taylor, Vanderbilt

**SECOND TEAM ALL-SEC**

Anthony Davis, Kentucky

Doron Lamb, Kentucky

Darius Miller, Kentucky

Kenny Boynton, Florida

Erving Walker, Florida

**Festus Ezeli, Vanderbilt**

**SEC Player of the Year:** Terrence Jones, Kentucky

**COACHES VOTE****FIRST TEAM ALL-SEC**

Dee Bost, Mississippi State

Kenny Boynton, Florida

**Festus Ezeli, Vanderbilt**

JaMychal Green, Alabama

**John Jenkins, Vanderbilt**

Terrence Jones, Kentucky

**Jeffery Taylor, Vanderbilt**

Erving Walker, Florida

**SECOND TEAM ALL-SEC**

Reginald Buckner, Ole Miss

Doron Lamb, Kentucky

Darius Miller, Kentucky

Tony Mitchell, Alabama

Marshawn Powell, Arkansas

Trevor Releford, Alabama

Gerald Robinson, Georgia

Renardo Sidney, Mississippi State

Patric Young, Florida

**SEC STATS/STANDINGS****2011-12 SEC STANDINGS (1/20/12)**

	SEC	Pct.	All	Pct.
<b>Vanderbilt</b>	<b>4-0</b>	<b>1.000</b>	<b>14-4</b>	<b>.778</b>
Kentucky	4-0	1.000	18-1	.947
Florida	2-1	.667	14-4	.778
Alabama	2-2	.500	13-5	.722
Arkansas	2-2	.500	13-5	.722
Miss. State	2-2	.500	15-4	.790
LSU	2-2	.500	12-6	.667
Ole Miss	2-2	.500	12-6	.667
Auburn	1-3	.250	11-7	.611
Tennessee	1-3	.250	8-10	.444
Georgia	1-3	.250	10-8	.556
South Carolina	0-3	.000	8-9	.471

**VU TEAM SEC RANKINGS (1/20/12)**

Category	SEC	All
Scoring	3rd (69.5)	4th (74.6)
Scoring Defense	1st (54.2)	T-8th (65.0)
Scoring Margin	1st (+15.2)	4th (+9.6)
FT%	7th (.691)	9th (.686)
FG%	2nd (.478)	3rd (.467)
FG% Defense	1st (.349)	8th (.419)
3FG%	1st (.464)	2nd (.398)
3FG% Defense	T-3rd (.273)	6th (.322)
3FG Made	1st (9.8)	2nd (9.1)
Rebound Margin	1st (+8.7)	4th (+3.4)
Blocks	4th (4.8)	8th (4.2)
Assists	1st (13.3)	7th (13.2)
Steals	12th (4.0)	10th (6.6)
Turnover Margin	12th (-4.5)	10th (-0.7)
Assist/TO Ratio	6th (0.9)	10th (0.9)

**VU INDIVIDUAL SEC RANKINGS****(TOP 10 - 1/20/12)**

Lance Goulbourne	SEC	Total
Rebounding	10th (6.8)	9th (7.4)
Steals	NA	T-9th (1.5)
Def. Rebounds	NA	6th (5.5)
<b>John Jenkins</b>	<b>SEC</b>	<b>Total</b>
Scoring	2nd (17.3)	1st (19.8)
FG%	NA	8th (.482)
3 FG%	4th (.471)	3rd (.453)
3 FG Made	1st (4.0)	1st (3.9)
FT%	T-1st (1.00)	2nd (.850)
Minutes Played	NA	5th (32.8)
<b>Jeffery Taylor</b>	<b>SEC</b>	<b>Total</b>
Scoring	6th (15.0)	3rd (16.9)
FG%	NA	4th (.536)
3 FG%	1st (.643)	NA
3 FG Made	T-4th (2.3)	NA
Steals	NA	7th (1.5)
Minutes Played	NA	10th (31.6)
<b>Brad Tinsley</b>	<b>SEC</b>	<b>Total</b>
Assists	1st (6.0)	5th (4.4)
A/TO Ratio	T-2nd (3.0)	3rd (2.1)

**2011-12 TRENDS**

Winning Opening Tip	12-3
Losing Opening Tip	2-1
VU Scores First	8-2
Opponent Scores First	6-2
Leading at Halftime	13-2
Trailing at Halftime	0-1
Tied at Halftime	1-1
Leading with Five Minutes Remaining	13-3
Trailing with Five Minutes Remaining	0-1
Tied with Five Minutes Remaining	0-0
Leading with Two Minutes Remaining	13-2
Trailing with Two Minutes Remaining	0-2
Tied with Two Minutes Remaining	1-0
Overtime	0-2
Games Decided by Three Points or Less	2-1
Games Decided by 4-10 Points	4-1
Games Decided by 11-20 Points	4-2
Games Decided by 21-plus Points	4-0
VU Shoots 50% or Better	6-0
VU Shoots 40% or Better	14-2
VU Shoots Lower Than 40%	0-2
Opponent Shoots 50% or Better	1-1
Opponent Shoots 40% or Better	9-2
Opponent Shoots Lower Than 40%	4-1
VU Outshoots Opponent	11-1
VU Outshot by Opponent	3-3
Shoot same percentage	0-0
VU Scores 70 Points or More	9-1
VU Scores Less Than 70 Points	5-3
VU Scores 80 Points or More	6-0
VU Scores 90 Points or More	2-0
Opponent Scores 70 Points or More	4-2
Opponent Scores Less Than 70 Points	10-2
Opponent Scores 80 Points or More	1-1
Opponent Scores 90 Points or More	0-0
Makes More 3-Pointers Than Opponent	12-2
Makes Fewer 3-Pointers Than Opponent	2-2
3-Pointers are Equal	0-0
Outrebounded Opponent	13-1
Outrebounded by Opponent	1-3
Rebounds are Equal	0-0
Playing on National TV	5-3
Playing on Regional TV	4-1
Playing on Weekday	11-2
Playing on Weekend	3-2
Game Tips Before 6 p.m. CT (afternoons)	3-2
Game Tips After 6 p.m. CT (evenings)	11-2
In white uniforms	7-2
In black uniforms	6-1
In gold uniforms	1-1
In November	5-2
In December	4-2
In January	5-0
Home	8-3
Neutral	2-0
Away	4-1
<b>Conferences</b>	
vs. Non-Conference	10-4
Pac 12	2-0
Horizon League	0-1
Patriot League	2-0
ACC	1-0
Northeast	1-0
Atlantic 10	0-1
Big East	1-1
Southern	1-0
Missouri Valley	0-1
Mid-American	1-0
Independent	1-0
SEC	4-0
<b>Lineups</b>	
Tinsley, Jenkins, Taylor, Goulbourne, Tchiengang	8-3
Tinsley, Fuller, Taylor, Goulbourne, Tchiengang	1-0
Tinsley, Jenkins, Taylor, Goulbourne, Odom	1-0
Tinsley, Jenkins, Taylor, Odom, Ezeli	0-1
Tinsley, Jenkins, Taylor, Goulbourne, Ezeli	4-0





## 2011-12 Roster

No.	Name	Pos.	Ht.	Wt.	Cl.-Yr	Hometown (Previous School)
1	Brad Tinsley	G	6-3	210	Sr.-4th	Oregon City, Ore. (Oregon City)
2	Kedren Johnson	G	6-4	215	Fr.-1st	Lewisburg, Tenn. (Marshall County)
3	Festus Ezeli	C	6-11	255	R.Sr.-5th	Benin City, Nigeria (Igbindedion Education Center/Jesuit (Calif.))
5	Lance Goulbourne	F	6-8	225	Sr.-4th	Brooklyn, N.Y. (The Hun School (N.J.))
11	Kyle Fuller	G	6-1	180	So.-2nd	Moreno Valley, Calif. (Rancho Verde)
12	Jordan Smart	G/F	6-6	200	R-Jr.-4th	Lexington, Ky. (Lexington Catholic)
14	Aaron Noll	F	6-7	220	Sr.-4th	Fort Mitchell, Ky. (Covington Catholic)
23	John Jenkins	G	6-4	215	Jr.-3rd	Hendersonville, Tenn. (Station Camp)
24	Dai-Jon Parker	G	6'3	190	Fr.-1st	Baton Rouge, La. (Milton (Ga.))
33	Steve Tchiengang	F	6-9	240	Sr.-4th	Douala, Cameroon (Montverde Acad. (Fla.)/Cypress Comm. School (Texas))
34	Shelby Moats	F	6-8	225	Fr.-1st	Waconia, Minn. (Waconia)
35	James Siakam	F	6-7	210	R-Fr.-2nd	Douala, Cameroon (Brehm Prep (Ill.))
40	Josh Henderson	C	6-11	220	R-Fr.-2nd	Roanoke, Va. (Cave Spring)
44	Jeffery Taylor	F	6-7	225	Sr.-4th	Norkopping, Sweden (Hobbs (N.M.))
45	Rod Odom	F	6-9	207	So. - 2nd	Central Islip, N.Y. (Middlesex School (Mass.))

### COACHING STAFF

Head Coach..... **Kevin Stallings** (Purdue, 1982) - 13th  
Basketball Staff..... **David Cason** (Illinois State, 1995) - 1st  
Basketball Staff..... **Brad Frederick** (North Carolina, 1999) - 13th  
Basketball Staff..... **Dan Muller** (Illinois State, 1998) - 12th  
Basketball Staff..... **Tom Richardson** (St. Xavier (Ill.), 1977) - 9th

### SUPPORT STAFF

Athletic Communications Dir. .... **Andy Boggs** (Florida State, 1998)  
Asst. Director of Basketball Ops..... **Dan Cage** (Vanderbilt, 2007)  
Academic Support..... **Neal Clark** (Kentucky, 1992)  
Athletic Trainer..... **Shannon Gordon** (Indiana State, 1992)  
Administrative Asst..... **Molly Blatt** (South Carolina, 2007)  
Strength and Conditioning ..... **Curtis Turner** (Clemson, 2002)  
Graduate Manager..... **Chris Meriwether** (Vanderbilt, 2010)

### PRONUNCIATION GUIDE

David Cason ..... **KAY-Sahn**  
Festus Ezeli..... **e-ZEE-lee**  
Lance Goulbourne ..... **GOAL-burn**  
Kedren Johnson ..... **KEE-Dren**  
Dai-Jon Parker..... **DAY-Jon**  
Steve Tchiengang..... **CHEEN-gang**  
James Siakam..... **See-OK-em**

### ROSTER BY CLASS

#### Seniors (6)

**Festus Ezeli** ..... Benin City, Nigeria  
**Lance Goulbourne** ..... Brooklyn, N.Y.  
**Aaron Noll** ..... Fort Mitchell, Ky.  
**Jeffery Taylor** ..... Norrkoping, Sweden  
**Steve Tchiengang** ..... Douala, Cameroon  
**Brad Tinsley** ..... Oregon City, Ore.

#### Juniors (2)

**John Jenkins** ..... Hendersonville, Tenn.  
**Jordan Smart** ..... Lexington, Ky.

#### Sophomores (2)

**Kyle Fuller** ..... Moreno Valley, Calif.  
**Rod Odom** ..... Central Islip, N.Y.

#### Freshmen (5)

**Josh Henderson** ..... Roanoke, Va.  
**Kedren Johnson** ..... Lewisburg, Tenn.  
**Shelby Moats** ..... Waconia, Minn.  
**Dai-Jon Parker** ..... Baton Rouge, La.  
**James Siakam** ..... Douala, Cameroon



## HEAD COACH KEVIN STALLINGS



### THE STALLINGS FILE

**Born:** October 1, 1960  
**High School:** Collinsville (Ill.) '78  
**College:** Bachelor's Degree in Business Management and Marketing, Purdue, '82, Master's Degree in Counseling, Purdue, '85  
**Family:** Wife, Lisa, three children, Jacob (21), Alexa (17), Jordyn (11)

### STALLINGS' SUCCESSES IN COLLEGE BASKETBALL (AS A PLAYER, ASSISTANT AND HEAD COACH)

- In **32 seasons** as a player and coach, his teams have made **25 tournament appearances**, including **18 NCAA berths** and **three Final Fours**.
- He has posted 20-win seasons **23 times** and has won **12 conference championships**.
- Stallings has posted just one losing season in **32 seasons as a player and coach**.
- Stallings is the **second winningest coach in Vanderbilt history** with 250 victories.
- Stallings is the **first Vanderbilt coach to lead two Commodore squads to the NCAA Tournament Sweet 16** since the field expanded to as many as 64 teams in 1985.
- Stallings has **six 20-win seasons at Vanderbilt, which ties Roy Skinner for the most as a Commodore coach**.
- **All 32 of his seniors at Vanderbilt have earned their degree or are working towards it**.
- **One of only three Vanderbilt coaches with 150 or more wins**.
- Led 2007-08 team to a **perfect 19-0 record at home**, the most single-season home wins in the history of the program.

### WINNINGEST COACHES AT VANDERBILT

Coach	Yrs	Record	Pct
1. Roy Skinner (1959, 1962-76)	16	278-135	.673
<b>2. Kevin Stallings (1999-)</b>	<b>13</b>	<b>250-152</b>	<b>.622</b>
3. Bob Polk (1948-58, 1960-61)	13	197-106	.650
4. C.M. Newton (1982-89)	8	129-115	.529
5. Jan van Breda Kolff (1994-99)	6	104-81	.562
6. Josh Cody (1924-27, 1932-36)	9	98-100	.495
7. Eddie Fogler (1990-93)	4	81-48	.628

### WINNINGEST COACHES AT MEMORIAL GYM

Coach	Yrs	Record
1. Roy Skinner (1959, 1962-76)	16	181-41
<b>2. Kevin Stallings (2000-)</b>	<b>13</b>	<b>173-45</b>
3. Bob Polk (1948-58, 1960-61)	8	96-15
4. C.M. Newton (1982-89)	8	91-37
5. Jan van Breda Kolff (1994-99)	6	75-20
6. Eddie Fogler (1990-93)	4	54-12

### STALLINGS THROUGH THE YEARS

Year	School	Position	W-L	Conf.	Postseason
2012	Vanderbilt	Head Coach	14-4	4-0	-
2011	Vanderbilt	Head Coach	23-11	9-7	NCAA First Round
2010	Vanderbilt	Head Coach	24-9	12-4	NCAA First Round
2009	Vanderbilt	Head Coach	19-11	8-8	-
2008	Vanderbilt	Head Coach	26-8	10-6	NCAA First Round
2007	Vanderbilt	Head Coach	22-12	10-6	NCAA Regional Semifinals
2006	Vanderbilt	Head Coach	17-13	7-9	NIT First Round
2005	Vanderbilt	Head Coach	20-14	8-8	NIT Quarterfinals
2004	Vanderbilt	Head Coach	23-10	8-8	NCAA Regional Semifinals
2003	Vanderbilt	Head Coach	11-18	3-13	—
2002	Vanderbilt	Head Coach	17-15	6-10	NIT First Round^
2001	Vanderbilt	Head Coach	15-15	4-12	—
2000	Vanderbilt	Head Coach	19-11	8-8	NIT First Round
1999	Illinois State	Head Coach	16-15	7-11	—
1998	Illinois State	Head Coach	25-6	16-2*	NCAA Second Round
1997	Illinois State	Head Coach	24-6	14-4*	NCAA First Round
1996	Illinois State	Head Coach	22-12	13-5	NIT Quarterfinals
1995	Illinois State	Head Coach	20-13	13-5	NIT Second Round
1994	Illinois State	Head Coach	16-11	12-6	—
1993	Kansas	Assistant	29-7	11-3*	NCAA Final Four
1992	Kansas	Assistant	27-5	11-3*	NCAA Second Round
1991	Kansas	Assistant	27-8	10-4*	NCAA Final Four*
1990	Kansas	Assistant	30-5	11-3	NCAA Second Round
1989	Kansas	Assistant	19-12	6-8	—
1988	Purdue	Assistant	29-4	16-2*	NCAA Sweet 16
1987	Purdue	Assistant	25-5	15-3*	NCAA Second Round
1986	Purdue	Assistant	22-10	11-7	NCAA First Round
1985	Purdue	Assistant	20-9	12-6	NCAA First Round
1984	Purdue	Assistant	22-7	15-3*	NCAA First Round
1983	Purdue	Assistant	21-9	11-7	NCAA Second Round
1982	Purdue	Player	18-14	11-7	NIT Final Four
1981	Purdue	Player	21-11	10-8	NIT Final Four
1980	Purdue	Player	27-8	11-7#	NCAA Final Four*
1979	Belleville J.C.	Player	28-9	—	NJCAA Tournament
<b>Totals at Vanderbilt (Head Coach)</b>			<b>250-152</b>	<b>97-99</b>	
Totals at Illinois State (Head Coach)			123-63	75-33	
<b>Head Coach Totals</b>			<b>373-215</b>	<b>172-131</b>	
Totals at Kansas (Assistant Coach)			132-37	49-21	
Totals at Purdue (Assistant Coach)			139-44		
Totals at Purdue (playing)			66-33		

• Regular season conference champions; # Conference tournament champions; \* Lost in National Championship game;

^ Included an Opening Round play-in game that Vanderbilt won over Houston.



## MEMORIAL MAGIC - THE HOME TO VANDERBILT HOOPS SINCE 1952

### HISTORIC MEMORIAL GYMNASIUM IN 60TH SEASON

Storyed Memorial Gymnasium is in its 60th season as the host venue of Vanderbilt basketball. The SEC's most historic hoops setting has played host to more than 850 men's contests as well as the 1984 and 1991 SEC Tournaments and 40 men's and women's NCAA Tournament contests (since the early 1980s).

As the oldest gymnasium in the SEC, Memorial Gymnasium is renown for its end zone benches, raised floor and unique atmosphere. It was dedicated in 1952 as a memorial to all Vanderbilt men and women who served in World War II. It was built by the late master architect Edwin Keeble, who was commissioned to build a combination gymnasium/concert hall.

"Memorial Magic" has claimed many victims over the years, most notably the nation's No. 1 ranked teams. Vanderbilt has won its last four home games against the top team in the country, most recently, a 72-69 victory over in-state rival Tennessee on February 26, 2008.

- The Commodores have posted a 717-194 (.787) all-time record at Memorial Gymnasium.
- VU concluded the 2007-08 season 19-0 at Memorial Gym. It marks the most games won at Memorial Gym in one season, and the sixth time a Vanderbilt team has gone undefeated at home.
- Vanderbilt has won 130 of its last 140 home games against non-conference opponents.
- Since the 1990 season, Vanderbilt owns a 177-18 non-conference record at home (.908 win percentage).
- The Commodores are 110-11 against non-conference opponents at home during the Kevin Stallings era.
- The Commodores have posted six undefeated seasons at home.

### Winningest Coaches at Memorial Gymnasium

Coach	Yrs	Record
1. Roy Skinner (1959, 1962-76)	16	181-41
2. Kevin Stallings (2000-Present)	13	173-45
3. Bob Polk (1948-58, 1960-61)	8	96-15
4. C.M. Newton (1982-89)	8	91-37
5. Jan van Breda Kolff (1994-99)	6	75-20
6. Eddie Fogler (1990-93)	4	54-12

### Stallings' Year-By-Year Record At Memorial Gym

Year	Won	Lost
2011-12	8	3
2010-11	14	3
2009-10	14	2
2008-09	13	4
2007-08	19	0
2006-07	14	3
2005-06	10	6
2004-05	17	2
2003-04	15	2
2002-03	10	6
2001-02	13	4
2000-01	12	7
1999-00	14	3

### ANNUAL ATTENDANCE FIGURES

Year	All Games	Attendance	Average	NCAA Rank	SEC Games	SEC Attendance	Average
2011-12	11	147,666	13,424	-	2	27,789	13,894
2010-11	17	234,632	13,802	18	8	114,346	14,293
2009-10	16	217,965	13,623	21	8	113,539	14,192
2008-09	17	225,686	13,276	25	8	112,833	14,104
2007-08	19	254,954	13,418	22	8	113,713	14,214
2006-07	17	204,511	12,030	31	8	109,043	13,630
2005-06	16	195,159	12,197	24	8	108,258	13,532
2004-05 <sup>^</sup>	19	191,678	10,088	43	8	105,357	13,170
2003-04	17	192,301	11,312	33	8	106,990	13,374
2002-03	16	153,123	9,570	46	8	96,906	12,113
2001-02	17	150,325	8,843	50	8	93,873	11,734
2000-01	19	186,468	9,814	45	8	102,055	12,757
1999-00*	18	197,770	10,987	30	8	106,741	13,343
1998-99	16	192,538	12,034	26	8	106,128	13,266
1997-98	16	213,974	13,373	21	8	117,819	14,727
1996-97	16	207,771	12,986	25	8	120,214	15,027
1995-96	18	226,354	12,575	28	8	112,996	14,125
1994-95	13	183,042	14,080	17	8	118,932	14,867
1993-94	16	223,997	14,000	15	8	121,345	15,168
1992-93	14	212,156	15,154	11	8	122,536	15,317
1991-92	17	210,585	12,387	29	8	115,104	14,388
1990-91	16	214,638	13,415	19	9	133,482	14,831
1989-90	19	259,992	13,684	18	9	136,136	15,126
1988-89	15	224,657	14,977	13	9	137,212	15,246
1987-88	16	223,747	13,984	14	9	138,393	15,377
1986-87	17	226,343	13,314	14	9	130,854	14,539
1985-86	15	200,806	13,387	14	9	128,059	14,229
1984-85	16	194,390	12,149	17	9	122,514	13,613
1983-84	18	249,292	13,850	10	9	135,546	15,050
1982-83	17	237,584	13,976	9	9	135,418	15,046
1981-82	14	202,225	14,445	9	9	131,699	14,633
1980-81	15	227,478	15,165	9	9	136,436	15,160
1979-80	15	228,029	15,202	5	9	138,754	15,417
1978-79	14	215,330	15,380	5	9	139,930	15,547
1977-78	14	207,375	14,813	5	9	134,232	14,915
1976-77	15	211,966	14,131	4	9	149,108	16,568
1975-76	13	180,901	13,915	-	9	135,375	15,042
1974-75	12	178,527	14,877	-	9	134,304	14,923
1973-74	12	182,728	15,227	-	9	140,252	15,584
1972-73	12	173,567	14,464	-	9	131,193	14,577
1971-72	12	156,778	13,065	-	9	120,172	13,352
1970-71	12	170,634	14,220	-	9	130,260	14,473
1969-70	12	176,763	14,730	-	9	135,745	14,861
1968-69	12	126,896	10,575	-	9	95,300	10,589
1967-68	12	129,722	10,810	-	9	96,274	10,697
1966-67	12	105,492	8,791	-	9	79,173	8,797
1965-66	12	106,022	8,835	-	9	62,368	8,910
1964-65	12	98,821	8,235	-	9	65,712	8,214
1963-64	12	84,827	7,069	-	6	35,684	5,947
1962-63	12	75,261	6,272	-	6	46,183	6,598
1961-62	13	73,640	5,665	-	8	47,357	5,920
1960-61	13	74,187	5,707	-	7	45,549	6,507
1959-60	14	76,199	5,443	-	8	46,064	5,758

<sup>^</sup> First year capacity increased from 14,168 to 14,316; \* First year capacity decreased from 15,311 to 14,168





## Game 1 • Nov. 11, 2011

Oregon ..... 64  
at Vanderbilt ..... 78  
Nashville, Tenn. (Memorial Gym)

Oregon 64 • 0-1

#	Player	Total	3-Pr	Rebounds	PF	TP	A	T	Bk	Sf	Min
		FG-FGA	FT-FTA	Off Def Tot							
25	ASHAOLU, Olu	f 3-7	0-2	0-0	0 3 3	4	6	0	0	0	26
25	SINGLER, E.J.	f 4-6	2-2	0-0	2 4 6	4	10	1	1	0	23
25	WOODS, Tony	c 5-7	0-0	2-3	2 2 4	4	12	1	2	1	21
25	SIM, Garrett	g 2-5	0-2	1-2	2 4 6	1	5	4	2	0	19
22	BROWN, Jabari	g 2-7	1-5	2-3	0 2 2	1	7	1	6	0	25
10	LOYD, Johnathan	1-3	0-0	0-3	0 5 5	3	8	3	0	2	22
12	KINGMA, Brett	4-8	2-6	0-1	0 0 0	1	10	0	0	0	14
23	JACOB, Jeremy	2-2	0-0	1-3	0 1 1	4	5	0	2	0	8
21	NARED, Tyrone	1-3	0-1	0-0	1 1 2	2	2	0	1	1	14
23	EMORY, Carlos	2-5	1-2	0-2	0 4 4	0	5	0	3	2	18
Team		4	2	6							
Totals		26-53	6-20	6-17	11 28 39	24	64	15	20	5	4
FG % 1st Half: 11-21 52.4%		2nd half: 15-32 46.9%	Game: 26-53 49.1%		Deadball		Rebounds				
3FG % 1st Half: 3-7 42.9%		2nd half: 3-13 23.1%	Game: 6-20 30.0%		Game:		6-17 35.3%				
FT % 1st Half: 4-7 57.1%		2nd half: 2-0 20.0%	Game: 6-17 35.3%		Game:		6-17 35.3%				

Vanderbilt 78 • 1-0

#	Player	Total	3-Pr	Rebounds	PF	TP	A	T	Bk	Sf	Min
		FG-FGA	FT-FTA	Off Def Tot							
05	GOULBOURNE, Lance	f 2-3	0-0	1-2	0 4 4	3	5	0	2	2	3
23	TCHIENGANG, Steve	f 2-3	0-0	0-0	2 1 3	2	4	0	1	2	21
44	TAYLOR, Jeffery	f 8-10	0-1	5-7	6 5 11	2	21	4	2	1	32
05	TINSLEY, Brad	g 5-7	2-4	1-2	0 2 2	13	3	0	0	0	17
23	JENKINS, John	g 8-19	7-16	1-2	1 3 4	1	24	2	1	0	32
22	JOHNSON, Kedren	1-6	0-2	2-2	0 0 0	3	4	3	0	0	17
11	FULLER, Kyle	0-2	0-2	0-0	0 1 1	0	2	1	0	0	13
24	PARKER, Dai-Jan	0-3	0-2	0-2	0 1 1	0	0	0	1	0	9
40	HENDERSON, Josh	1-3	0-0	2-4	1 3 4	2	4	0	0	0	11
45	ODOM, Rod	0-4	0-1	3-6	5 3 8	4	3	2	0	1	21
Team		2	1	3							
Totals		27-66	9-28	15-27	17 24 41	20	78	16	8	6	11
FG % 1st Half: 12-35 34.3%		2nd half: 15-31 48.4%	Game: 27-66 40.9%		Deadball		Rebounds				
3FG % 1st Half: 4-15 26.7%		2nd half: 5-13 38.5%	Game: 9-28 32.1%		Game:		15-27 55.6%				
FT % 1st Half: 7-12 58.3%		2nd half: 8-15 53.3%	Game: 15-27 55.6%		Game:		15-27 55.6%				

Officials: Doug Showles, Lee Cassell, Terry Moore

Technical fouls: Oregon-None, Vanderbilt-None.

Attendance: 14,116

Score by periods	1st	2nd	Total
Oregon	20	35	64
Vanderbilt	35	43	78

Last FG - OREGON 2nd-01:20, VANDY 2nd-02:25.

Largest lead - OREGON by 6 1st-12:18, VANDY by 20 2nd-13:36.

Score tied - 3 times.

Lead changed - 4 times.

NASHVILLE - John Jenkins scored 24 points, Jeffery Taylor added 21 and 11 rebounds as No. 7 Vanderbilt opened the season with a 78-64 victory over Oregon.

Brad Tinsley had 13 points for Vanderbilt.

The Commodores hadn't been ranked in the preseason since November 1993 when they were No. 23, and they haven't been ranked this high since 1965 when they were fifth. That might be why they opened a bit slowly and even trailed by as many as six points early.

But the Commodores took control with an 18-0 run over the final 2:33 of the first half and the first few minutes of the second.

Oregon fell to 0-4 when opening against a ranked opponent. But the Ducks didn't go down easily as Tony Woods had 12 points and Brett Kingma and E.J. Singler added 10 each.

Vanderbilt led by 20 with 13:36 to go, but Oregon came back with 14 straight points. The Ducks got as close as 62-57 on a jumper by Kingma with 5:09 left. Taylor answered by putting back his own miss with 4:41 left, then Jabari Brown had a turnover at mid-court. Johnathan Loyd missed both free throws, then Taylor hit a jumper to start a 12-0 run to seal the win.

The Ducks finished with 20 turnovers, which Vandy turned into 24 points.

## Notes

- ★ VU has now won 125 of its last 132 home games against non-conference opponents, and are 105-8 in the same category under Kevin Stallings.
- ★ The Commodores went on an 18-0 run at the end of the first half and beginning of second to give the team a cushion they would use the rest of the way. Vanderbilt led by as many as 20 points midway through the second half.
- ★ Jenkins broke his career record for three pointers made with seven. His previous career high was six, which he accomplished four times, most recently vs. Kentucky on Jan. 12, 2011. Jermaine Beal was the last VU player to hit 7 three's (vs. Auburn, 1/31/09) in a game.
- ★ Tinsley's 13-point effort marked his 47th career double figure scoring game.

## Game 2 • Nov. 13, 2011

Cleveland State ..... 71  
at Vanderbilt ..... 58  
Nashville, Tenn. (Memorial Gym)

Cleveland State 71 • 1-1

#	Player	Total	3-Pr	Rebounds	PF	TP	A	T	Bk	Sf	Min
		FG-FGA	FT-FTA	Off Def Tot							
03	HARMON, Trevon	* 5-12	1-6	0-0	1 3 4	1	11	4	2	0	33
05	Montgomery, Jeremy	* 4-10	2-7	0-0	0 1 1	0	10	3	4	0	1
22	BROWN, D'Aundray	* 6-10	1-1	5-6	3 5 8	1	18	0	3	0	27
33	KAMCZYC, Tim	* 1-3	0-1	0-0	0 2 2	5	2	3	1	0	19
44	POGUE, Aaron	* 3-8	0-0	2-5	2 3 5	3	8	0	1	0	22
01	DOUGLAS, Sebastian	* 3-3	1-1	0-0	3 3 1	7	1	2	0	2	15
04	LONG, Devon	* 2-3	0-0	1-1	1 2 3	2	5	0	0	0	14
15	GRADY, Charles	* 2-3	0-0	3-6	1 3 4	4	7	2	2	4	12
24	NDAYE, Ludovic	* 0-0	0-0	0 0 0	0 0 2	0	0	0	0	0	5
31	LEE, Antonio	* 1-4	0-1	1-2	0 3 3	2	3	0	1	0	1
Team		2	3								
Totals		27-54	5-17	12-20	10 28 38	21	71	13	16	4	15
FG % 1st Half: 16-31 51.6%		2nd half: 11-23 47.8%	Game: 27-54 50.0%		Deadball		Rebounds				
3FG % 1st Half: 4-12 33.3%		2nd half: 1-5 20.0%	Game: 5-17 29.4%		Game:		12-20 60.0%				
FT % 1st Half: 1-2 50.0%		2nd half: 11-18 61.1%	Game: 12-20 60.0%		Game:		12-20 60.0%				

Vanderbilt 58 • 1-1

#	Player	Total	3-Pr	Rebounds	PF	TP	A	T	Bk	Sf	Min
		FG-FGA	FT-FTA	Off Def Tot							
01	TINSLEY, BRAD	* 3-6	0-1	1-2	1 1 2	1	7	2	3	0	21
05	GOULBOURNE, Lance	* 3-9	0-1	5-9	3 5 8	3	11	1	2	1	34
23	JENKINS, John	* 5-14	2-8	5-7	0 1 1	1	17	0	3	0	1
05	TCHIENGANG, Steve	* 1-5	0-2	3-3	6 4 10	4	5	2	1	2	25
44	TAYLOR, Jeffery	* 3-8	1-3	2-3	0 4 4	1	9	1	6	0	1
22	JOHNSON, Kedren	* 1-1	0-0	1-1	0 0 0	0	3	0	1	0	10
11	FULLER, Kyle	* 1-2	0-0	1-1	0 1 1	1	3	0	3	0	17
24	PARKER, Dai-Jan	* 0-2	0-0	0 0 0	0 0 0	1	0	0	0	1	7
45	SIAMAK, James	* 0-1	0-0	0 0 0	0 0 0	0	0	0	0	0	0
40	HENDERSON, Josh	* 0-1	0-0	0 0 0	3 1 4	0	0	0	0	0	1
45	ODOM, Rod	* 1-2	1-1	0-0	0 1 1	3	3	0	1	0	16
Team		0	4								
Totals		18-51	4-17	18-38	13 22 35	15	58	6	21	3	10
FG % 1st Half: 7-24 29.2%		2nd half: 11-27 40.7%	Game: 18-51 35.3%		Deadball		Rebounds				
3FG % 1st Half: 2-8 25.0%		2nd half: 2-9 22.2%	Game: 4-17 23.5%		Game:		18-38 47.1%				
FT % 1st Half: 8-13 61.5%		2nd half: 10-13 76.9%	Game: 18-26 69.2%		Game:		18-26 69.2%				

Officials: John Hampton, Tim Gattis, Jeff Smith

Technical fouls: Cleveland State-None, Vanderbilt-None.

Attendance: 13,503

Score by periods	1st	2nd	Total
Cleveland State	37	34	71
Vanderbilt	24	34	58

Last FG - CSU 2nd-00:40, VANDY 2nd-00:32.

Largest lead - CSU by 16 1st-01:33, VANDY None.

Score tied - 0 times.

Lead changed - 0 times.

NASHVILLE - D'Aundray Brown had 18 points, eight rebounds and seven steals as Cleveland State upset No. 7 Vanderbilt 71-58 in a regional game of the Legends Classic.

Brown missed all of last season after tearing a tendon in his finger early, and the sophomore guard helped hold Vandy forward Jeffery Taylor to just nine points and forced the senior into six turnovers.

Cleveland State has four seniors back from a team that won the Horizon League last season. The Vikings hadn't played since an exhibition Wednesday night and looked very fresh, while Vanderbilt (1-1) appeared sloppy and slow after opening Friday night with a late tipoff against Oregon.

Cleveland State scored first on a 3-pointer by Trevon Harmon within the first minute and never trailed. The Vikings forced Vanderbilt into 21 turnovers - 15 of them steals. Harmon finished with 11 points and Jeremy Montgomery added 10.

John Jenkins, the Southeastern Conference's leading scorer with 19.5 points last season, had 17 for Vanderbilt. Lance Goulbourne added 11.

With the early tipoff, Cleveland State came into a Memorial Gym barely half full, and the Vikings jumped to a 16-point lead and were up 37-24 at halftime. They outshot Vanderbilt, hitting 50 percent (27 of 54) compared to 35.3 percent (18 of 51) and scored 22 points off the Commodores' turnovers.

## Notes

- ★ The Vanderbilt loss ended a 20 game home non-conference winning streak, dating back to Dec. 3, 2008, in a 74-55 loss to UIC.
- ★ John Jenkins scored 17 points and became VU's 42nd player to eclipse the 1,000-point barrier.
- ★ Steve Tchiengang grabbed a career-high 10 rebounds.
- ★ Vanderbilt committed 21 turnovers, and Cleveland State scored 22 points off of those turnovers. The Vikings also outscored the Commodores, 15-7, in second-chance points.

## Game 3 • Nov. 15, 2011

Bucknell ..... 68  
at Vanderbilt ..... 80  
Nashville, Tenn. (Memorial Gym)

Bucknell 68 • 0-2

#	Player		Total		3-Ftr		Rebounds			PF	TP	A	T	Bk	Sf	Min
			FG	FGA	FT	FTA	Off	Def	Tot							
15	Willman, Joe	f	8-12	0-0	1-1	0-0	1	2	2	3	17	1	1	0	31	
31	Muscala, Mike	c	5-10	0-1	0-0	0-0	0	7	7	2	10	2	2	2	0	29
04	Cohen, Bryan	g	1-2	1-1	0-0	0-0	0	1	1	2	3	0	0	0	0	18
12	Johnson, Bryson	g	1-4	0-3	2-2	0-0	0	4	4	1	4	1	1	0	0	27
42	Ayers, Cameron	g	1-8	0-1	5-6	0-0	0	5	5	7	1	1	0	0	0	29
09	Kasper, Steven	*	2-3	1-1	0-1	0-0	0	0	0	4	5	1	1	0	0	2
10	Fitzpatrick, Brian	*	3-3	0-0	4-4	0-0	2	1	3	0	10	1	0	0	0	10
11	Singleton, Joshua	*	3-7	2-3	4-6	0-0	0	0	0	0	12	1	1	0	0	18
21	Andish, Enoch	*	0-1	0-0	0-0	0-0	0	0	0	1	0	0	0	0	0	3
22	Starkey, Cory	*	0-0	0-0	0-0	0-0	0	1	1	0	0	0	0	0	0	3
24	Hill, Ryan	*	0-1	0-0	0-0	0-0	0	2	2	0	2	0	0	0	0	12
33	Brackney, Ben	*	0-0	0-0	0-0	0-0	0	2	2	1	0	0	0	0	0	4
Team							4	5								
Totals			24-51	4-10	16-20	3	29	32	19	68	10	8	2	3	200	





## Game 4 • Nov. 19, 2011

Vanderbilt ..... 86  
vs. N.C. State ..... 79  
East Rutherford, N.J. (Izod Center)

Vanderbilt 86 • 3-1

#	Player	Total	3-Pr	Rebounds	FG	FGA	FT	FTA	Off	Def	TP	A	To	Bk	Stl	Min
05	GOULBOURNE, Lance	f	4-5	0-0	7-9	0	5	3	15	1	0	0	1	29		
44	TAYLOR, Jeffery	f	5-11	1-4	6-11	4	4	8	1	17	5	4	0	2	32	
23	TCHENGANG, Steve	c	2-4	0-1	2-5	3	8	11	1	6	1	1	0	0	34	
01	TINSLEY, BRAD	g	5-8	2-3	2-2	0	2	2	3	14	4	3	0	0	22	
23	JENKINS, John	q	10-16	4-9	4-6	0	2	2	1	28	0	2	1	2	33	
02	JOHNSON, Kedren	q	3-3	0-2	0-0	0	2	2	3	0	2	2	0	0	25	
11	FULLER, Kyle	g	1-1	0-0	1	0	1	0	0	1	1	0	1	1	10	
24	PARKER, Dai-Jon	g	1-3	1-3	0-0	0	1	1	2	3	0	0	0	0	9	
40	HENDERSON, Josh	g	0-0	0-0	0	0	2	2	3	0	0	1	0	0	4	
45	ODOM, Rod	g	1-2	1-2	0-0	1	0	1	3	3	0	1	0	0	12	
Team						0	1	1			2					
Totals		28-54	9-25	21-33	11	25	36	20	86	14	17	1	8	200		

FG % 1st Half: 17.31	54.8%	2nd half: 11.23	47.8%	Game: 28.54	51.9%	Deatball	
3FG % 1st Half: 0.00	0.0%	2nd half: 0.00	0.0%	Game: 0.00	0.0%	Rebounds	3
FT % 1st Half: 7.14	71.4%	2nd half: 14.29	66.7%	Game: 9.25	36.0%		
FT % 1st Half: 7.14	66.7%	2nd half: 14.29	66.7%	Game: 13.22	63.6%		

North Carolina State 79 • 2-1

#	Player	Total	3-Pr	Rebounds	FG	FGA	FT	FTA	Off	Def	TP	A	To	Bk	Stl	Min
01	Howell, Richard	f	8-14	0-0	0-0	4	5	9	4	16	1	1	0	1	20	
34	Harris, Tyler	f	3-9	0-1	1-2	2	4	6	3	7	0	1	0	0	28	
00	Painter, DeShawn	c	3-6	0-0	1-2	0	1	1	3	7	0	0	0	0	15	
02	Brown, Lorenzo	g	4-11	1-3	4-6	1	3	4	0	13	6	4	0	0	36	
21	Williams, CJ	g	3-8	1-3	0-0	0	2	2	5	7	1	1	1	4	26	
03	Johnson, Alex	g	2-4	2-4	1-2	1	0	1	2	7	3	3	0	0	29	
05	Leslie, CJ	g	7-9	0-0	6-10	2	3	5	2	20	3	3	0	0	27	
16	Raymond, Javawn	g	0-0	0-0	0-0	0	1	1	0	0	0	0	0	0	1	
14	Vanderberg, Jordan	g	1-1	0-0	0-0	0	3	3	2	3	0	0	0	0	18	
Team						0	2	2								
Totals		31-62	4-11	13-22	10	24	34	22	79	16	13	1	12	200		

FG % 1st Half: 15.25	60.0%	2nd half: 31.62	43.2%	Game: 23.40	51.9%	Deatball	
3FG % 1st Half: 0.00	0.0%	2nd half: 0.00	0.0%	Game: 0.00	0.0%	Rebounds	5
FT % 1st Half: 12.18	66.7%	2nd half: 14.29	66.7%	Game: 4.11	36.4%		
FT % 1st Half: 12.18	66.7%	2nd half: 14.29	66.7%	Game: 13.22	59.1%		

Officials: Brian O'Connell, Jeff Clark, Bill McCarthy

Technical fouls: Vanderbilt:None, North Carolina State:None

Attendance: 2,287

Score by periods

	1st	2nd	Total
Vanderbilt	49	37	86
North Carolina State	45	34	79

Last FG - VANDY 2nd 00:05, ST 2nd 00:05

Largest lead - VANDY by 2nd 00:11, ST by 2nd 07:58

Score tied - 4 times

Lead changed - 8 times

EAST RUTHERFORD, N.J. - John Jenkins scored 28 points and No. 18 Vanderbilt closed the game on a 10-2 run for an 86-79 victory over North Carolina State in the semifinals of the TicketCity Legends Classic.

Jenkins, who missed the Commodores' last game with a sprained right ankle, had 20 points in the first half of a game that was close until Vanderbilt (3-1) took the lead for good with a spurt that started with 2:16 to play.

The Commodores will play Oregon State for the championship on Monday night at the Izod Center.

Jeffery Taylor added 17 points for Vanderbilt and Lance Goulbourne had 15, including 10 in the opening 7 minutes of the second half.

C.J. Leslie, who missed the first three games of the season while sitting out a suspension for accepting \$410 worth of impermissible benefits, had 20 points for the Wolfpack (2-1), but the sophomore forward missed the last 6 minutes of the game because of leg cramps.

Richard Howell had 16 points and nine rebounds for the Wolfpack.

### Notes

- ★ Vanderbilt now leads the all-time series with North Carolina State, 3-1.
- ★ VU moved to 1-0 on neutral floors in 2011-12.
- ★ The Commodores shot 51.9% from the floor against NC State, the first game this season VU has shot 50% or better.
- ★ Vanderbilt allowed N.C. State to shoot 50% from the floor. Opponents are now shooting 49.1% from the floor against the Commodores this year.
- ★ VU outrebounded N.C. State, 36-34, and is now 3-0 in games when they outrebound their opponent.
- ★ With his three-pointer at the 19:25 mark in the first half, Brad Tinsley extended Vanderbilt's streak to 800 straight games with a three-pointer.
- ★ Four players tallied double figures for Vanderbilt - John Jenkins (28), Jeffery Taylor (17), Lance Goulbourne (15), and Brad Tinsley (14).
- ★ Jenkins' 10 field goals made is the highest for a Commodores since he made 10 field goals against Mississippi State at the 2011 SEC Tournament.

## Game 5 • Nov. 21, 2011

Vanderbilt ..... 64  
vs. Oregon State ..... 62  
East Rutherford, N.J. (Izod Center)

Vanderbilt 64 • 4-1

#	Player	Total	3-Pr	Rebounds	FG	FGA	FT	FTA	Off	Def	TP	A	To	Bk	Stl	Min
05	GOULBOURNE, Lance	f	4-9	1-2	0-0	1	8	9	3	9	2	6	0	2	31	
44	TAYLOR, Jeffery	f	6-13	0-2	1-2	5	3	8	1	13	2	3	1	2	29	
23	TCHENGANG, Steve	c	2-2	1-1	4-4	1	4	5	3	9	1	1	0	0	24	
01	TINSLEY, BRAD	g	4-6	1-3	0-0	0	2	2	1	9	2	3	0	1	29	
23	JENKINS, John	q	5-13	4-7	0-0	0	3	3	0	14	0	3	0	0	38	
02	JOHNSON, Kedren	q	1-3	0-1	0-0	0	0	0	1	2	2	1	0	0	9	
11	FULLER, Kyle	g	0-0	0-0	0	1	1	0	0	0	0	0	0	0	3	
24	PARKER, Dai-Jon	g	1-3	0-2	0-0	0	0	0	1	2	2	2	0	0	13	
34	MOATS, Shelby	g	0-1	0-1	0-0	0	0	0	1	0	1	0	0	0	3	
40	HENDERSON, Josh	g	1-2	0-0	0-0	1	0	1	3	2	0	1	0	0	4	
45	ODOM, Rod	g	2-3	0-0	0-0	0	0	0	1	4	0	2	1	0	17	
Team						3	1	4			2					
Totals		28-55	7-19	1	5-6	11	22	33	15	64	12	22	2	5	200	

FG % 1st Half: 12.30	40.0%	2nd half: 14.29	56.0%	Game: 26.55	47.3%	Deatball	
3FG % 1st Half: 3.10	30.0%	2nd half: 4.44	44.4%	Game: 7.19	36.8%	Rebounds	0.3
FT % 1st Half: 4.4	100.0%	2nd half: 1.2	60.0%	Game: 5.6	83.3%		

Oregon State 62 • 3-2

#	Player	Total	3-Pr	Rebounds	FG	FGA	FT	FTA	Off	Def	TP	A	To	Bk	Stl	Min
11	Burton, Joe	f	2-7	0-0	0-0	2	3	5	3	4	1	1	1	0	25	
44	Collier, Devon	f	8-11	0-0	3-5	4	1	5	0	19	1	1	4	2	33	
12	Brandt, Angus	c	1-3	0-2	0-0	0	1	1	0	1	1	1	1	1	24	
01	Cunningham, Jared	g	3-8	0-2	3-5	1	2	3	9	3	7	0	7	7	37	
03	Starks, Ahmad	g	6-20	2-9	2-2	0	4	2	16	5	2	0	4	0	36	
00	McShane, Kevin	g	0-0	0-0	0-0	0	0	0	0	0	0	2	0	0	1	
02	Barton, Challe	g	0-0	0-0	0-0	0	1	1	0	0	0	0	0	0	5	
05	Morales, Eric	g	4-7	0-0	0-2	4	4	8	2	8	3	1	0	1	25	
16	Nelson, Roberto	g	2-3	0-1	0-0	0	1	1	1	4	0	0	0	0	14	
Team						2	1	3								
Totals		26-60	2-14	8-14	13	16	31	12	62	14	17	6	15	200		

FG % 1st Half: 13.29	44.8%	2nd half: 13.31	41.9%	Game: 26.60	43.3%	Deatball	
3FG % 1st Half: 0.00	0.0%	2nd half: 0.00	0.0%	Game: 2.14	14.3%	Rebounds	2.1
FT % 1st Half: 3.3	100.0%	2nd half: 5.11	40.0%	Game: 8.14	57.1%		

Officials: Jim Bur, Michael Stephens, Guy Piegans

Technical fouls: Vanderbilt:None, Oregon State:None

Attendance: 3294

TicketCity Legends Classic Championship round

MVP: John Jenkins (Vanderbilt), All-Tournament Team: C.J. Leslie (NC State),

Sheldon McClellan (Texas), Jared Cunningham (Oregon State),

Jeffery Taylor (Vanderbilt)

Score by periods

	1st	2nd	Total
Vanderbilt	31	33	64
Oregon State	31	31	62

Last FG - VANDY 2nd 00:05, OSU 2nd 00:33

Largest lead - VANDY by 2nd 08:58, OSU by 1st 13:45

Score tied - 9 times

Lead changed - 9 times

EAST RUTHERFORD, N.J. - There was plenty of talk about Brad Tinsley's 15-foot jumper with 4.5 seconds left that gave No. 18 Vanderbilt a 64-62 victory over Oregon State in the championship game of the TicketCity Legends Classic at Izod Center.

There was even more about the defensive effort of the Commodores' Jeffery Taylor against Oregon State's Jared Cunningham, who had 35 and 37 points, respectively, in his previous two games. Cunningham finished with nine points on 3-for-9 shooting.

John Jenkins, Vanderbilt's top scorer at 23 points per game and the tournament MVP, finished with 14 points for the Commodores (4-1), who led by eight with 10:10 to play. Taylor added 13 points and Tinsley had nine.

Devon Collier had 19 points for the Beavers (4-1), while Ahmad Starks added 16.

Vanderbilt, especially Taylor, did an outstanding defensive job on Cunningham, who had two points in the second half. The junior guard scored 35 points against Hofstra and 37 in a semifinal win over Texas, but he just couldn't get open looks against Vanderbilt.

That included the game's final play, when Cunningham drove to the basket as time ran out but Taylor stayed with him and the ball didn't even hit the rim. The Oregon State bench was yelling for a foul, but replays showed it was a clean play by Taylor.

### Notes

- ★ Vanderbilt claimed its third preseason tournament title in the last five years - the Commodores won the 2007 South Padre Island Invitational and the 2008 Cancun Challenge.
- ★ VU moved to 2-0 on the season against the two Pac 12 Oregon schools.
- ★ Vanderbilt now leads the series over Oregon State, 1-0.
- ★ The Commodores outrebounded the Beavers, 33-31.
- ★ VU committed a season-high 22 turnovers in the win.

## Game 6 • Nov. 25, 2011

Monmouth ..... 73  
at Vanderbilt ..... 95  
Nashville, Tenn. (Memorial Gym)

Monmouth 73 • 0-6

#	Player	Total			Rebounds												
		FG	FGA	3-PTA	FG	FGA	FT	FTA	Off	Def	TP	PF	A	To	Bk	Stl	Min
20	MYERS, KEITT, Mike	f	2-2	1-1	0-0	0	2	2	0	5	0	1	0	0	15		
32	WAITE, Ed	f	5-9	0-1	5-5	2	3	5	15	1	3	0	4	30			
01	NESMITH, Dion	g	4-9	0-3	0-0	0	1	1	5	8	2	1	0	0	25		
02	STEELE, Jesse	g	8-17	4-7	3-3	2	3	3	2	26	5	4	0	0	35		
13	NICHOLAS, Andrew	q	3-11	1-4	2-4	1	2	3	4	9	2	3	0	4	32		
03	DILEO, Max	q	0-4	0-1	0-0	0	0	0	3	1	0	2	0	0	21		
15	HARRIS, Michael	g	0-0	0-0	0-0	0	0	0	0	0	0	0	0	0	4		
23	TILLOTSON, Austin	g	3-5	2-2	3-4	0	0	0	4	11	2	5	0	2	33		
24	JAMES, Daniel	g	0-1	0-0	0-1	2	0	2	0	0	0	0	0	0	5		
Team						2	3	5									
Totals		26-58	8-19	13-17	7	17	24	21	73	14	17	0	10	200			

FG
----









## Game 13 • Dec. 29, 2011

Vanderbilt ..... 74  
at Marquette ..... 57  
Milwaukee, Wisc. (Bradley Center)

Vanderbilt 74 • 9-4

#	Player	Total		3-Pr		Rebounds		FT-FTA		PF		TP		A TO Blk Stl		Min		
		FG	F-GA	FG	F-GA	Off	Def	Off	Def	Off	Def	Off	Def	A	To		Blk	Stl
45	GOULBOURNE, Lance	f	4-5	1-2	4-6	4	12	2	13	2	1	3	3	36				
35	CHENGANG, Steve	f	0-2	0-1	4-4	0	0	0	0	0	0	0	0	13				
44	TAYLOR, Jeffery	f	7-14	2-5	3-4	2	2	4	2	19	1	3	0	32				
41	TINSLEY, Brad	g	3-5	2-3	3-3	0	2	0	2	0	11	8	3	0	29			
23	JENKINS, John	g	5-12	4-8	0-0	1	2	3	2	14	1	1	0	34				
42	JOHNSON, Kedren	g	0-2	0-1	0-0	0	2	2	0	4	1	0	1	12				
43	EZELI, Festus	g	2-4	0-0	4-7	2	5	7	3	8	0	6	0	17				
11	FULLER, Kyle	g	0-0	0-0	0-0	0	1	1	0	0	0	0	0	1				
24	PARKER, Dai-Jon	g	0-1	0-0	0-0	0	1	2	0	1	1	1	1	12				
34	MOATS, Shelby	g	0-0	0-0	0-0	0	0	0	0	1	0	0	0	1				
35	SIKAM, James	g	0-0	0-0	0-0	0	0	0	0	0	0	0	0	1				
46	ODOM, Rod	g	2-4	1-2	0-0	0	2	4	5	0	0	0	0	12				
	Team					0	1	1										
	Totals	23-49	10-22	18-24		9	30	39	23	74	17	4	9	200				
	FG % 1st Half:	13.25	52.0%	2nd half:	10.24	41.7%	Game:		23-49	46.9%	Deadball		Rebounds		2			
	3FG % 1st Half:	7.12	68.3%	2nd half:	3.10	30.0%	Game:		10-22	45.5%								
	FT % 1st Half:	11.16	68.8%	2nd half:	7.48	87.5%	Game:		18-24	75.0%								

Marquette 57 • 11-2

#	Player		Total	3-Pr		Rebounds												
			FG	F-GA	F-TA	Off	Def	TP	FP	A	TO	Blk	Stl	Min				
35	CROWDER, Jae	f	4	13	0-1	8-14	7	3	10	3	16	4	1	0	2	36		
34	GARDNER, Davante	f	1	2	0-0	0-2	1	1	2	3	2	0	1	0	0	5		
41	JOHNSON-ODOM, Darius	g	5	15	1-6	1-1	0	2	2	0	12	3	2	0	1	29		
42	BLUE, Vander	g	1	7	0-2	1-2	1	1	2	3	2	3	0	0	2	21		
43	CADOUAN, Junior	g	1	3	0-1	0-0	0	2	2	2	1	3	0	0	2	21		
44	WILSON, Jamil	g	2	6	1-2	0-0	1	2	3	2	5	1	0	1	0	24		
44	MAYO, Todd	g	3	9	1-2	3-5	1	2	3	2	10	0	0	0	0	23		
16	ANDERSON, Juan	g	0	0	0-0	2-2	0	0	0	1	2	0	0	0	0	9		
22	JONES, Jamail	g	0	1	0-1	0-1	1	5	6	1	0	1	0	0	1	13		
33	WILSON, Derrick	g	2	3	0-0	1-2	2	0	2	3	5	0	0	0	0	19		
Team						1	2	3										
Totals			19-59	3-15	16-30	15	20	35	19	57	12	1	1	200				
FG % 1st Half:		7.33	21.2%	2nd half:		12.36	46.2%	Game:		19-59	32.2%			Deadball				
3FG % 1st Half:		1.8	12.5%	2nd half:		2.7	28.6%	Game:		3-15	20.0%					Rebounds		
FT % 1st Half:		7.14	50.0%	2nd half:		5.16	56.3%	Game:		16-30	53.3%							

Officials: John Cahill, Tim Higgins, Mike Roberts  
Technical fouls: Vanderbilt-EZELI, Festus, Marquette-NONE  
Attendance: 15884  
Dr-10/10/669

Score by periods		1st	2nd	Total
Vanderbilt		44	30	74
Marquette		22	35	57

Last FG - Vanderbilt 2nd 01:38, MAR 2nd 01:13  
Largest lead - VANDY by 27 1st 07:22, MAR by 2 1st 05:05

Score tied - 0 times  
Lead changed - 1 time

MILWAUKEE - Things started so well for Vanderbilt, Kevin Stallings found himself looking away from the scoreboard.

The Vanderbilt coach couldn't believe his team was making things so difficult for Marquette (No. 13 ESPN/USA Today, No. 14 AP).

"I was sure that I was like in a mirage or something, just seeing things," Stallings said. "I tried to stop looking."

Jeffery Taylor scored 13 of his 19 points in the second half to help Vanderbilt steamroll Marquette 74-57.

John Jenkins added 14 points, and Lance Goulbourne had 13 points and 16 rebounds for the Commodores (9-4), who beat a ranked team for the first time this season.

Jae Crowder scored 16 points on 4-of-13 shooting for the Golden Eagles (11-2), who shot a season-low 32.2 percent from the field.

Vanderbilt, considered a top-10 team at the beginning of the season, came in unranked after a Dec. 17 loss to Indiana State. The Commodores came in with a 0-2 mark against ranked teams this season, with losses to Xavier and Louisville -- both in overtime.

But the Commodores looked worthy of their preseason ranking, smothering the Golden Eagles on defense and doing just about anything they wanted on the other end.

Things went poorly from the start for the Golden Eagles, who shot 1 for 16 from the field to start the game.

Marquette tried to get the ball to Crowder down low early on, but it wasn't working with several Vanderbilt defenders collapsing on him every time he touched the ball. Crowder started the game 0 for 7.

### Notes

★ The Commodores defeated their first ranked opponent of the season with the victory and moved to 1-2 in 2011-12 against ranked opponents. It was also Vanderbilt's first road win over a ranked opponent since January 27, 2010 (at Tennessee, W, 85-76), bilt (9-12).

★ The road win moved Vanderbilt to 2-1 on the season in true road contests.

## Game 14 • Jan. 2, 2012

Miami (Ohio) ..... 62  
at Vanderbilt ..... 69  
Nashville, Tenn. (Memorial Gym)

Miami (Ohio) 62 • 4-8

#	Player	Total		3-Pr		Rebounds		FT-FTA		PF		TP		A TO Blk Stl		Min		
		FG	F-GA	FG	F-GA	Off	Def	Off	Def	Off	Def	Off	Def	A	To		Blk	Stl
45	MAVUNGA, Julian	f	7-11	0-0	0-0	6	5	11	3	14	2	6	0	2	40			
26	HARRIS, Jon	f	3-7	1-5	0-0	1	4	5	1	7	2	0	1	2	33			
80	McGHEE, Drew	c	2-4	0-0	0-0	0	1	1	4	0	0	0	0	1	11			
01	SEWELL, Josh	g	1-5	0-2	0-0	0	2	2	1	2	1	0	0	0	22			
02	ROLLINS, Quinten	g	2-6	0-1	1-1	0	1	2	5	2	2	0	1	18				
13	SULLIVAN, Will	g	1-5	0-2	0-0	0	2	2	1	2	0	0	0	1	17			
14	SULLIVAN, Brian	g	8-11	8-10	0-0	0	1	1	4	24	1	2	0	0	32			
46	THOMAS, Adam	g	0-3	0-1	0-0	0	5	5	1	0	0	0	0	0	11			
45	LEGARZA, Vince	g	2-3	0-0	0-0	0	0	2	4	1	0	0	0	0	16			
Team						1	2	3										
Totals		26-55	9-21	1-1	9	22	31	16	62	9	14	1	7	200				
FG % 1st Half:		10-27	37.0%	2nd half:	16-28	57.1%	Game:		26-55	47.3%							Deadball	
3FG % 1st Half:		4-11	36.4%	2nd half:	5-10	50.0%	Game:		9-21	42.9%								
FT % 1st Half:		0-0	0.0%	2nd half:	1-1	100.0%	Game:		1-1	100.0%								

Vanderbilt 69 • 10-4

#	Player	Total		3-Pr		Rebounds		FT-FTA		PF		TP		A TO Blk Stl		Min		
		FG	F-GA	FG	F-GA	Off	Def	Off	Def	Off	Def	Off	Def	A	To		Blk	Stl
45	GOULBOURNE, Lance	f	2-7	1-2	4-4	1	3	4	1	9	2	3	2	27				
33	CHENGANG, Steve	f	2-3	0-0	2-2	1	3	4	1	6	0	0	0	18				
41	TAYLOR, Jeffery	f	5-11	1-3	0-1	3	2	5	0	11	3	3	0	33				
01	TINSLEY, Brad	g	2-4	1-1	1-1	1	1	1	1	11	4	1	0	1	27			
23	JENKINS, John	g	9-15	5-10	3-3	0	1	1	1	26	0	1	1	35				
02	JOHNSON, Kedren	g	2-3	0-0	0-1	1	1	1	1	4	2	2	1	20				
43	EZELI, Festus	g	1-5	0-0	0-0	3	4	7	1	2	1	0	4	20				
24	PARKER, Dai-Jon	g	0-3	0-1	0-0	0	0	0	0	1	0	0	0	6				
46	ODOM, Rod	g	0-1	0-1	0-0	1	1	2	0	0	0	0	0	14				
Team						1	2											
Totals		23-52	8-18	15-17		9	18	27	8	69	13	9	9	200				
FG % 1st Half:		9-27	33.3%	2nd half:	14-25	56.0%	Game:		23-52	44.2%	Deadball		Rebounds		0			
3FG % 1st Half:		2-9	22.2%	2nd half:	6-9	66.7%	Game:		8-18	44.4%								
FT % 1st Half:		7-8	87.5%	2nd half:	8-9	88.9%	Game:		15-17	88.2%								

Officials: Anthony Jordan, Roger Ayres, Michael Stephens  
Technical fouls: Miami (Ohio)-NONE, Vanderbilt-NONE  
Attendance: 13162

Score by periods		1st	2nd	Total
Miami (Ohio)		24	38	62
Vanderbilt		27	42	69

Last FG - MIAMI 2nd 02:52, VANDY 2nd 02:51  
Largest lead - MIAMI 4 1st 05:38, VANDY by 11 2nd 09:28

Score tied - 2 times  
Lead changed - 4 times

NASHVILLE - John Jenkins hit five 3-pointers and scored 26 points as Vanderbilt overcame a sluggish start and beat Miami (Ohio) 69-62 for the Commodores' fourth straight victory.

Coming off a 74-57 win at then-No. 14 Marquette, the Commodores (10-4) opened this game like so many this season at Memorial Gym struggling to find the basket, hitting only two of their first 14 shots. They finally heated up, especially from 3-point range where they hit 8 of 18 (44.4 percent) for the game.

Jeffery Taylor and Brad Tinsley each added 11 points, and senior Festus Ezeli blocked four shots to become Vanderbilt's career leader





## Game 16 • Jan. 10, 2012

Vanderbilt ..... 67  
at South Carolina ..... 57  
Columbia, S.C. (Colonial Life Arena)

Vanderbilt 67 • 12-4, 2-0

#	Player	Total	3-PT			Rebounds								
		FG	FGA	FT	FTA	Off	Def	TP	PF	A	TO	Bk	Stl	Min
01	EZELL, Fustus	1	1	0	0	0	1	2	5	2	1	1	1	18
02	TINSLEY, Brad	0	1	0	0	0	0	0	1	1	0	0	0	19
05	GOULBOURNE, Lance	4	5	0	0	1	3	7	10	3	8	0	2	21
23	JENKINS, John	2	6	0	1	4	4	3	7	0	14	3	4	30
44	TAYLOR, Jeffery	5	10	4	8	0	0	3	2	11	3	4	0	32
45	JOHNSON, Kedren	4	6	3	4	0	0	2	3	0	0	0	0	11
01	FULLER, Kyle	0	3	0	1	0	0	2	2	0	0	0	0	11
11	PARKER, Dai-Jon	0	1	1	1	0	0	1	1	0	3	2	0	0
24	TCHENGANG, Steve	4	5	0	1	2	2	0	1	1	3	10	0	1
33	MOATS, Shelby	0	0	0	0	0	0	0	0	0	0	0	0	3
45	ODOM, Rod	0	0	0	0	0	0	0	0	0	0	0	0	3
Team		2	2	2	2	0	0	1	6	1	1	0	0	19
Totals		23	40	13	22	8	8	7	20	27	15	67	19	18
														200
FG % Tot/Half: 8/15 53.3%		2nd half: 15/25 60.0%		Game: 23/40 57.5%										Rebounds
3FG % Tot/Half: 4/7 57.1%		2nd half: 9/15 60.0%		Game: 13/22 59.1%										Offensive
FT % Tot/Half: 2/2 100%		2nd half: 8/8 100%		Game: 8/8 100%										Defensive

FG % 1st Half: 8-15 53.3%	2nd half: 15-25 60.0%	Game: 23-40 57.5%	Deatball
3FG % 1st Half: 4-7 57.1%	2nd half: 9-15 60.0%	Game: 13-22 59.1%	Rebounds
FT % 1st Half: 2-2 100.0%	2nd half: 6-6 100.0%	Game: 8-8 100.0%	9

South Carolina 57 • 8-2, 0-0

#	Player	Total	3-Pt			Rebounds								
		FG	FGA	FT	FTA	Off	Def	TP	PF	A	TO	Bk	Stl	Min
13	GILL, Anthony	3	4-7	0-2	2-2	2	2	4	0	8	0	1	0	28
15	COOKE, Malik	4	17-37	0-1	1-2	2	2	2	2	1	1	0	0	35
34	HARRIS, Damonte	1	7-10	0-0	3-4	7	3	10	2	11	0	1	1	31
30	JACKSON, Lakeem	4	5-15	0-0	1-2	1	1	2	1	3	0	1	0	18
01	SMITH, Eric	0	4-4	0-2	0-0	0	0	0	0	1	1	0	0	16
01	WILLIAMS, Brenton	0	0-0	0-0	0-0	0	0	0	0	0	0	0	0	3
02	RICHARDSON, Brian	2	3-3	2-3	0-0	0	0	0	0	2	6	0	0	10
23	ELLINGTON, Bruce	8	12-12	1-2	3-3	0	0	0	2	20	3	0	0	24
32	LEONARD, Damien	0	4-4	0-2	0-0	0	0	0	0	0	0	1	1	13
33	SLAWSON, RJ	0	0-0	0-0	0-0	0	1	2	0	0	0	0	2	19
45	GEATHERS, Carlton	0	0-0	0-0	0-0	0	0	0	0	0	0	0	0	2
Totals		22	53-123	9-11	12-9	21	11	57	4	9	2	9	200	

FG % 1st Half: 5-26 19.2%	2nd half: 17-27 63.0%	Game: 22-53 41.5%	Deatball
3FG % 1st Half: 0-8 0.0%	2nd half: 4-5 80.0%	Game: 4-13 30.8%	Rebounds
FT % 1st Half: 2-4 50.0%	2nd half: 7-7 100.0%	Game: 9-11 81.8%	13

Officials: Antonio Petty, James Luckie, Ed Corbett  
Technical fouls: Vanderbilt None, South Carolina-None.  
Attendance: 8533

Score by periods	1st	2nd	Total
Vanderbilt	22	45	67
South Carolina	12	45	57

Last FG - VANDY 2nd-03:49, SC 2nd-00:00.  
Largest lead - VANDY by 24 2nd-03:49, SC by 2 1st-19:32

## Game 17 • Jan. 10, 2012

Georgia ..... 66  
at Vanderbilt ..... 77  
Nashville, Tenn. (Memorial Gym)

Georgia 66 • 9-8, 0-3 SEC

#	Player	FG-FGA			3-PT	Rebounds									
		FG	FGA	FT	FTA	OR	DR	TP	PF	A	TO	BK	Stl	Min	
15	Williams, Dontre'	1	5-9	0-0	2-2	2	1	3	5	12	1	0	2	1	26
42	Djursic, Nemanja	1	4	1-2	0-0	2	3	5	5	3	1	2	0	2	22
01	Caldwell-Pope, Ken.	6	14	4-10	3-3	1	4	5	2	19	3	1	0	2	37
03	Ware, Dustin	2	7	2-6	2-2	0	0	0	2	8	3	0	0	0	32
22	Robinson, Gerald	4	13	0-5	7-8	5	6	2	15	3	5	0	1	35	
06	Dixon, Tim	0	0	0-0	0-1	0	1	1	2	0	0	0	0	0	10
11	Williams, Vincent	1	4	1-3	1-2	0	1	1	1	4	0	0	0	0	13
02	Noble, Connor	0	1	0-1	0-0	1	0	1	2	0	0	0	0	0	4
23	Florescu, John	2	2	0-0	1-2	1	0	1	5	5	2	1	0	1	19
33	Rome, Jay	0	0	0-0	0	0	0	0	0	0	0	0	0	0	1
41	Cannon, John	0	0	0-0	0	0	0	0	0	0	0	0	0	0	0
Team		3	1	4	3	1	4	3	1	4	3	1	4	3	1
Totals		21	54	8-27	16-20	11	16	27	26	66	13	9	3	7	200
FG % 1st Half: 12.25 44.44 2nd half: 9.29 33.33 Game: 21.54 38.9%															
3FG % 1st Half: 33.33 33.33 2nd half: 5.18 27.78 Game: 8.27 29.6%															
FT % 1st Half: 0.0 0.0 2nd half: 0.0 0.0 Game: 0.0 0.0															
Reb % 1st Half: 6.8 11.1 2nd half: 11.1 11.1 Game: 11.1 11.1															
Ass % 1st Half: 0.0 0.0 2nd half: 0.0 0.0 Game: 0.0 0.0															
Blk % 1st Half: 0.0 0.0 2nd half: 0.0 0.0 Game: 0.0 0.0															
Stl % 1st Half: 0.0 0.0 2nd half: 0.0 0.0 Game: 0.0 0.0															
Min 1st Half: 0.0 0.0 2nd half: 0.0 0.0 Game: 0.0 0.0															

FG % 1st Half: 12-25 48.0%	2nd half: 9-29 31.0%	Game: 21-54 38.9%	Deatball
3FG % 1st Half: 3-9 33.3%	2nd half: 5-18 27.8%	Game: 8-27 29.6%	Rebounds
FT % 1st Half: 5-8 62.5%	2nd half: 11-12 91.7%	Game: 16-20 80.0%	2

Vanderbilt 77 • 13-4, 3-0 SEC

#	Player	FG	FTA	3-PT	Rebounds	PF	TP	A	TO	Bk	Stl	Min	
		FG	FTA	3-PT	On	Def	FT	A	TO	Bk	Stl	Min	
05	GOULBOURNE, Lance	1	4-6	0-0	2	4	6	0	13	2	4	1	31
44	TAYLOR, Jeffery	5	16-41	4-11	7-13	4	5	9	3	16	0	2	35
03	EZELI, Festus	3	3-0	0-0	5-8	2	0	2	4	9	0	2	23
01	TINSLEY, Brad	3	6-0	0-0	0-1	0	5	5	2	6	4	0	29
12	Releford, Trevor	3	12-12	3-11	9-9	1	3	4	0	18	1	1	32
02	JOHNSON, Kedren	1	1-0	0-0	0-0	0	0	0	1	2	2	2	10
24	PARKER, Dai-Jon	1	2-0	0-1	4-4	0	5	5	1	6	0	0	14
33	TCHENGANG, Steve	1	2-0	0-0	0-0	1	1	2	3	2	0	1	17
45	ODOM, Rod	2	3-0	1-2	0-1	0	0	0	4	5	0	1	9
	Team	1	1-0	0-0	2-2	1	1	2	3	2	0	1	9
Totals		21	41-51	6-15	30-44	11	24	35	18	77	10	11	200
FG % 1st Half: 11-24 45.8%		2nd half: 10-17 58.8%		Game: 24-51 47.1%		2nd half: 11-21 52.4%		FG % 1st Half: 53.3%		2nd half: 52.0%		200	

FG % 1st Half: 11-24 45.8%	2nd half: 10-17 58.8%	Game: 21-41 51.2%	Deatball
3FG % 1st Half: 3-9 33.3%	2nd half: 2-8 25.0%	Game: 5-15 33.3%	Rebounds
FT % 1st Half: 11-13 84.6%	2nd half: 19-31 61.3%	Game: 30-44 68.2%	7

Officials: J.B. Caldwell, Doug Simmons, Patrick Evans

Technical fouls: Georgia-None, Vanderbilt-TAYLOR, Jeffery.

Attendance: 14316

Score by periods	1st	2nd	Total
Georgia	32	34	66
Vanderbilt	35	41	77

Last FG - VANDY 2nd-01:35, GEORGIA 2nd-02:58.  
Largest lead - VANDY by 16 1st-17:31, VANDY by 11 2nd-02:24.

Points	In	Off	2nd	Fast	Bench
Points	16	11	12	4	9
VANDY	32	14	7	2	15

Score tied - 5 times.  
Last changed - 5 times.

## Game 18 • Jan. 13, 2012

Vanderbilt ..... 69  
at Alabama ..... 59  
Tuscaloosa, Ala. (Coleman Coliseum)

Vanderbilt 69 • 14-4 (4-0 SEC)

#	Player	Total	3-Pt	Rebounds	Off	Def	TP	FT	A	TO	Bk	Stl	Min
05	GOULBOURNE, Lance	FG: 1-2	FT: 6-6	0	6	6	1	11	2	1	2	1	28
44	TAYLOR, Jeffery	F: 5-11	2-4	5-6	2	4	6	2	17	1	2	0	34
03	EZELI, Festus	F: 5-8	0-0	2-9	4	6	10	3	12	0	1	3	24
01	TINSLEY, Brad	F: 1-3	0-1	2-2	1	1	2	1	4	5	5	0	29
23	JENKINS, John	F: 5-11	4-7	6-6	2	6	8	1	20	2	4	0	32
02	JOHNSON, Kedren	0-2	0-0	0-0	0	1	1	2	0	1	1	0	11
24	PARKER, Dai-Jon	0-0	0-0	0-0	0	2	2	1	0	0	0	0	14
33	TCHENGANG, Steve	1-4	0-1	0-0	0	3	5	1	2	0	0	0	16
45	ODOM, Rod	1-3	1-2	0-0	0	0	0	0	3	1	1	1	12
Totals		20-50	8-18	21-29	13	35	48	12	69	12	17	6	200
FG % 1st Half: 8-22		36.4%	2nd half: 10-28	41.29%	Points: 35-48		12	69	12	6	2	200	
FT % 1st Half: 2-6		33.3%	2nd half: 6-12	50.0%	Rebounds: 13-35		48	12	69	12	6	200	
FT % 1st Half: 0-1		0.0%	2nd half: 1-3	33.33%	Game: 21-29		72.4%						
FT % 1st Half: 0-0		0.0%	2nd half: 0-0	0.0%	Game: 21-29		72.4%						
Alabama 59 - 13.5 (2 SEC)													

FG % 1st Half: 8-22 36.4%	2nd half: 12-28 42.9%	Game: 20-50 40.0%	Deatball
3FG % 1st Half: 2-6 33.3%	2nd half: 6-12 50.0%	Game: 8-18 44.4%	Rebounds
FT % 1st Half: 8-12 66.7%	2nd half: 13-17 76.5%	Game: 21-29 72.4%	5

Alabama 59 • 13-5 (2-2 SEC)

06	Green, JaMychal	f	3-7	0-0	0-0	2	6	8	5	6	0	3	2	31	
05	Mitchell, Tony	f	1-8	0-5	0-0	1	4	5	2	0	4	1	1	0	31
03	Lacey, Trevor	f	4-10	2-7	0-0	2	2	4	2	10	3	2	0	1	27
12	Releford, Trevor	f	5-16	2-4	2-2	2	2	4	2	14	2	1	0	6	33
20	Randolph, Levi	f	9	5-12	1-3	2-3	3	2	5	4	13	1	0	0	23
02	Hankerson, Charles	f	1-3	1-2	2-2	0	0	0	0	3	5	3	0	0	18
10	Ehlen, Ben	g	0-1	0-0	0	0	0	0	0	0	0	0	0	0	2
14	Gueye, Moussa	f	2-2	0-0	1-2	1	1	2	1	5	0	0	2	0	14
15	Jacobs, Nick	f	2-4	0-0	0	1	0	1	1	4	0	0	0	0	8
21	Cooper, Rodney	f	0-5	0-3	0-0	0	1	1	1	0	0	0	0	0	10
22	Shelton, Andrew	f	1-2	0-0	0-1	0	0	0	1	2	0	1	0	0	3
Team			3	2	5	1	3	2	5	1	3	2	0	0	3
Totals			23-70	6-24	7-10	15	20	35	23	59	13	8	5	13	200
FG %		33.4	25.0	70.0	15.0	20.0	32.0	33.0	26.1	33.9	20.0	25.0	0.0	0.0	20.0
FT %		100.0	0.0	0.0	0.0	0.0	0.0	0.0	0.0	0.0	0.0	0.0	0.0	0.0	0.0

FG % 1st Half: 9-34 26.5%	2nd half: 14-36 38.9%	Game: 23-70 32.9%	Deatball
3FG % 1st Half: 1-8 12.5%	2nd half: 5-19 26.3%	Game: 6-24 25.0%	Rebounds
FT % 1st Half: 0-1 0.0%	2nd half: 7-9 77.8%	Game: 7-10 70.0%	0

Officials: Mike Stuart, Michael Stephens, Tom Eades

Technical fouls: Vanderbilt-None, Alabama-TEAM.

Attendance: 12202

Score by periods	1st	2nd	Total
Vanderbilt	26	43	69
Alabama	19	40	59

Last FG - VANDY 2nd-01:48, UA 2nd-00:15.  
Largest lead - VANDY by 23 2nd-08:12, UA by 6 1st-12:38.

Points	In	Off	2nd	Fast	Bench
Points	22	10	16	8	16
VANDY	35	14	7	2	15

Score tied - 2 times.  
Last changed - 2 times.

COLUMBIA, S.C. - It's been two Southeastern Conference games and two lights-out shooting performances from Vanderbilt and the league's leading scorer John Jenkins.

Jenkins had all but two of his 14 points in the second half and four of Vanderbilt's 13 3-pointers as the Commodores built a 24-point lead before holding on to defeat South Carolina 67-57. It was Vanderbilt's sixth straight win and second consecutive SEC blow-out after a 65-35 win over Auburn to start league play last Saturday.



# THE LAST TIME...

## VANDERBILT

### INDIVIDUALS

#### Scoring:

**Scored 25 points** – John Jenkins (26), vs. Miami (OH), 1/2/2012

**Scored 30 points** – Jeffery Taylor (30), at Davidson, 12/7/2011

**Scored 35 points** – Billy McCaffrey (35), vs. Georgia, 2/24/1993

**Scored 40 points** – Shan Foster (42) vs. Mississippi State, 3/5/2008

#### Two Players Had 20 Points –

Jeffery Taylor (30) and John Jenkins (22) at Davidson, 12/7/2011

**Three Players Had 20 Points** – Derrick Byars (28), Shan Foster (21) and Ross Neltner (20) vs. Toledo, 12/2/2006

#### Scored 20 Points in Two Straight Games

– Jeffery Taylor vs. Indiana State (21), 12/17/11, vs. Longwood (29), 12/19/11

#### Scored 20 Points in Three Straight Games –

Jeffery Taylor at Davidson (30), 12/7/11, vs. Indiana State (21), 12/17/11, vs. Longwood (29), 12/19/11

#### Scored 20 Points in Four Straight Games –

John Jenkins vs. Monmouth (25), 11/25/11, vs. Xavier (20), 11/28/11, at Louisville (27), 12/2/2011, at Davidson (22), 12/7/2011

#### Scored 20 Points in Five Straight Games –

Shan Foster vs. Georgia (29), 2/23/2008; vs. Tennessee (32), 2/26/2008; at Arkansas (22), 3/1/2008; vs. Mississippi State (42), 3/5/2008; at Alabama (21), 3/8/2008

#### Scored 20 Points in Six Straight Games –

Shan Foster vs. Georgia (29), 2/23/2008; vs. Tennessee (32), 2/26/2008; at Arkansas (22), 3/1/2008; vs. Mississippi State (42), 3/5/2008; at Alabama (21), 3/8/2008; vs. Auburn (26), 3/13/2008

#### Five Players Scored in Double Figures –

John Jenkins (18), Jeffery Taylor (16), Brad Tinsley (16), Dai-Jon Parker (10), and Josh Henderson (10) vs. Monmouth, 11/25/11

#### Six Players Scored in Double Figures –

Jeffery Taylor (16), George Drake (14), Jermaine Beal (12), Festus Ezeli (11), Brad Tinsley (11), and A.J. Ogilvy (10) vs. Central Arkansas, 11/26/2008

#### Four Players with 15 or more points –

Jeffery Taylor (20), John Jenkins (17), Brad Tinsley (16), Lance Goulbourne (16), Festus Ezeli (15) at LSU, 2/26/2011

#### Double-Doubles:

**Double-Double** – Festus Ezeli (12 points, 10 rebounds) at Alabama, 1/19/12

**20-10 game** – Jeffery Taylor (21 points, 11 rebounds) vs. LSU, 3/10/11

**30-10 game** – A.J. Ogilvy (33 points, 10 rebounds) vs. Oregon, 11/11/2011

**Back-to-back 20-10 games** – Matt Freije vs. South Carolina (26 points, 11 rebounds)

1/28/04; vs. Kentucky (20 points, 11 rebounds) 1/31/04

**Double-Double in Points and Rebounds** – Festus Ezeli (12 points, 10 rebounds) at Alabama, 1/19/12

**Double-Double in Points and Assists** –

Brad Tinsley (11 points, 10 assists) vs. Presbyterian, 11/12/2010

**Double-Double in Points and Blocks** – Never

**Double-Double in Points and Steals** – Never

#### Double-Double in Two Consecutive games

– Lance Goulbourne vs. Ole Miss (14 points, 16 rebounds) 1/19/2011, vs. St. Mary's (15 points, 10 rebounds) 1/22/2011

#### Double-Double in three consecutive games

– Dan Langhi vs. Notre Dame (33 points, 10 rebounds) 11/21/1998; vs. Morehead State (18 points, 10 rebounds) 11/24/1998; vs. Ohio State (14 points, 17 rebounds) 11/28/1998

#### Two players record double-double –

A.J. Ogilvy (12 points, 10 rebounds), Jeffery Taylor (16 points, 10 rebounds) vs. Arkansas, 3/8/2009

#### Triple-Doubles:

**Triple-Double** – Brad Tinsley (11 points, 10 rebounds, 10 assists) vs. Presbyterian, 11/12/2010

#### Field Goals:

**Made 10 FG in a game** – John Jenkins (10) vs. N.C. State, 11/19/2011

**Made 11 FG in a game** – John Jenkins (11) vs. Kentucky, 2/12/2011

**Made 12 FG in a game** – Jeffery Taylor (12) vs. Longwood, 12/19/2011

**Made 16 FG in a game** – Shan Foster (16) vs. Mississippi State, 3/5/2008

**Attempted 15 FG in a game** – John Jenkins (15) vs. Miami (OH), 1/2/2012

**Attempted 16 FG in a game** – John Jenkins (16) vs. N.C. State, 11/19/2011

**Attempted 17 FG in a game** – Jeffery Taylor (17) at Davidson, 12/7/2011

**Attempted 18 FG in a game** – John Jenkins (18) vs. Xavier, 11/28/2011

**Attempted 19 FG in a game** – John Jenkins (19) vs. Oregon, 11/11/2011

**Attempted 20 FG in a game** – John Jenkins (21) vs. Marquette, 12/29/2010

#### Three-Pointers:

**Made 5 3-pointers in a game** – John Jenkins (5) vs. Auburn, 1/7/2012

**Made 6 3-pointers in a game** – John Jenkins (6) vs. Kentucky, 2/12/2011

**Made 7 3-pointers in a game** – John Jenkins (7) vs. Lafayette, 12/21/2011

**Made 8 3-pointers in a game** – Shan Foster (8) vs. UMass, 1/5/2008

**Made 9 3-pointers in a game** – Shan Foster (9) vs. Mississippi State, 3/5/2008

**Attempted 10 3-pointers in a game** – John Jenkins (11) vs. Miami (OH), 1/2/2012

**Attempted 15 3-pointers in a game** – John Jenkins (16) vs. Oregon, 11/11/2011

#### Free Throws:

**Made 8 FT in a game** – Jeffery Taylor (8) vs. LSU, 3/10/2011

**Made 9 FT in a game** – John Jenkins (9) vs. Georgia, 1/14/2012

**Made 10 FT in a game** – John Jenkins (10) vs. Arkansas, 1/29/2011

**Made 12 FT in a game** – Jeffery Taylor (12) vs. Tennessee, 2/9/2010

**Made 13 FT in a game** – A.J. Ogilvy (13) vs. DePaul, 12/5/2009

**Made 18 FT in a game** – Matt Freije (18) vs. Indiana, 11/24/2003

**Attempted 12 FT in a game** – Lance Goulbourne (12) at Louisville, 12/2/2011

**Attempted 14 FT in a game** – Festus Ezeli (14) vs. Belmont, 12/4/2010

**Attempted 15 FT in a game** – A.J. Ogilvy (15) vs. DePaul, 12/5/09

#### Rebounds:

**10 Rebounds in a game** – Festus Ezeli (10) at Alabama, 1/19/12

**15 Rebounds in a game** – Lance Goulbourne (16) at Marquette, 12/29/2011

**10+ Rebounds in Three Consecutive Games** – Lance Goulbourne (16) vs. Ole Miss, 1/19/2011; (10) vs. St. Mary's, 1/22/2011; (12) at Miss. State, 1/27/2011

#### Assists:

**8 Assists** – Brad Tinsley (8) at Marquette, 12/29/2011

**9 Assists** – Brad Tinsley (9) at S. Carolina, 1/10/2012

**10 Assists** – Brad Tinsley (10), vs. Lafayette, 12/21/2011

**11 Assists** – Mario Moore (13) vs. Arkansas, 2/19/2005

**12 Assists** – Mario Moore (13) vs. Arkansas, 2/19/2005

**13 Assists** – Mario Moore (13) vs. Arkansas, 2/19/2005

**14 Assists** – Billy McCaffrey (14) vs. Kentucky, 1/13/1993

#### 5+ Assists in Four Consecutive Games

– Jermaine Beal (6) vs. South Carolina, 1/9/2008; at Kentucky (5), 1/12/2008; at Tennessee (5), 1/17/2008; vs. LSU (9), 1/19/2008

**8+ Assists in Two Consecutive Games** – Atiba Prater (9) at Georgia, 2/2/2000; (9) vs. Boston College, 2/6/2000

#### Blocks:

**4 Blocked Shots** – Festus Ezeli (4), vs. Miami (OH), 1/2/2012

**5 Blocked Shots** – Festus Ezeli (5) at Auburn, 2/19/2010

**6 Blocked Shots** – Festus Ezeli (6) at LSU, 2/26/2011

**7 Blocked Shots** – Festus Ezeli (7) at Georgia, 2/16/11

#### Steals:

**4 Steals** – Jeffery Taylor (4) at Louisville, 12/2/2011

**5 Steals** – Jeffery Taylor (5) vs. Oregon, (11/11/2011)

**6 Steals** – Dan Cage (6) vs. Furman, 11/28/2006

**7 Steals** – James Strong (8) vs. Morehead

State, 11/24/1998

**8 Steals** – James Strong (8) vs. Morehead State, 11/24/1998

#### Minutes:

**Played every minute** – Jermaine Beal (40), vs. Alabama (2/5/2009)

**Played over 40 minutes** – John Jenkins (42) at Florida, 2/1/2011

**All 5 starters played 40 minutes** – Steve Tchiengang (40), Brad Tinsley (40), Lance Goulbourne (41), Jeffery Taylor (41), and John Jenkins (41), at Louisville, 12/2/2011

#### Fouls:

**Technical Foul** – Jeffery Taylor, vs. Georgia, 1/14/2012

**Fouled Out** – Festus Ezeli, at S. Carolina, 1/10/2012

**Two Players Fouled Out** – Steve Tchiengang and Festus Ezeli vs. Tennessee, 2/22/2011

**Three Players Fouled Out** – Festus Ezeli, Steve Tchiengang, Jeffery Taylor at Florida, 2/1/2011

#### TEAM

**Started the game with Opponent Technical Foul** – Furman bench, 12/22/2008

**Scored 95 or more points** – 99 vs. Longwood 12/19/11 (W, 99-71)

**Scored 100 or more points** – 102 vs. UPR-Mayaguez 12/19/2006 (W, 102-59)

**Scored 100 or more points (SEC game)** – 101 vs. Georgia 3/1/2000 (W, 101-89)

**Scored 110 or more points** – 113 vs. Alabama A&M 12/30/1998 (W, 113-71)

**Scored 110 or more points (SEC game)** – 111 vs. Alabama 2/21/1972 (W, 111-91)

**Scored 120 or more points** – 130 vs. Ole Miss 12/22/1970 (W, 130-112)

**Scored 120 or more points (SEC game)** – 130 vs. Ole Miss 12/22/1970 (W, 130-112)

**Scored 130 or more points** – 130

vs. Ole Miss 12/22/1970 (W, 130-112)

**Scored Less than 50 points** – 44 vs. Kentucky, 3/5/2003 (L, 44-106)

**Scored 20 or less points in half** – 18 at Tennessee, 2/14/2009

**Scored 90+ points in three consecutive games** – 95 vs. Bradley, 11/24/2007 (W, 95-86); 91 vs. South Alabama, 11/29/2007 (W, 91-88); vs. Georgia Tech, 12/1/2007 (W, 92-79)

**Allowed 90 or more points** – 94, Florida, 1/25/2009 (L, 69-94)

**Allowed 100 or more points** – 106, Kentucky, 3/5/2003 (L, 44-106)

**Allowed Less than 50 points** – 49, Nebraska, 11/18/2010 (W, 59-49)

**Allowed 40 or Less points** – 35, vs. Auburn, 1/7/2012 (W, 65-35)

**Shot 60% or better** – .611 at South Carolina, 1/16/2010 (W, 89-79)

**Shot over 67% FG** – .679 vs. TSU, 12/19/2009 (W, 84-71)

**Shot 50% or better** – .512 vs. vs. Georgia, 1/14/2012

**Shot lower than 30%** – .275 vs. Cincinnati 11/23/2009 (L, 67-58)

**Allowed 60% shooting** – .612 at Florida, 2/21/2009 (L, 68-82)



## THE LAST TIME...

### Scored 100 points in two

**consecutive games** – 111 vs. North Alabama 12/20/1980 (W, 111-79) and 111 vs. Memphis 12/23/1980 (W, 111-96)

**Scored 100 points in three consecutive games** – Never

**Scored 100 points in Consecutive SEC games** – 104 vs. LSU 2/19/1972 (W, 104-83) and 111 vs. Alabama 2/21/1972 (W, 111-91)

**Won game by 70 points or more** – 71 vs. Union (Tenn.) (W, 95-24), 1911-12

**Won game by 60 points or more** – 71 vs. Union (Tenn.) (W, 95-24), 1911-12

**Won game by 50 points or more** – 51 vs. Army (W, 92-41) 11/14/1998

**Game decided by one point** – vs. Marquette, 12/29/2010 (W, 77-76)

**Two consecutive games decided by one point** – at South Carolina (L, 70-71) 1/7/1998 and Tennessee (W, 80-79) 1/10/1998

**Three consecutive games decided by one point** – Never

**Shot 90% or Better from Free Throw Line** – 90.9% vs. Mississippi State (20-22) 3/11/2011

**Shot less than 50% from Free Throw Line** – .333 vs. Chaminade (1-of-3) 11/24/2009

**Shot less than 20% from 3PT** – .182 (2-of-11) at Kentucky, 3/1/2011

**Attempted 30 FT** – 33 (21-33) vs. N.C. State, 11/19/2011

**Attempted 40 FT** – 45 (30-45) vs. Georgia, 1/14/2012

**Attempted five or less FT** – 3 vs. Chaminade, 11/24/2009

**Made 20 FT** – 21 at Alabama, 1/19/12

**Made 30 FT** – 30 vs. Georgia, 1/14/2012

**Made 15 3FG** – 15 vs. Lafayette, 12/21/2011

**Won an Overtime Game** – vs. Georgia, 2/25/2010 (W, 96-94)

**Lost by 25 or More Points** – vs. Florida, 1/25/2009 (L, 69-94)

**Lost an Overtime Game** – at Louisville, 12/2/2011 (L, 62-60)

**Played Two Overtimes** – at Kentucky, 1/12/2008 (L, 79-73)

**Played Three Overtimes** – at Ole Miss 2/17/1982 (L, 51-48)

**Played Four Overtimes** – at Ole Miss 2/17/1982 (L, 51-48)

**Played consecutive games that went to overtime** – vs. Xavier 11/28/2011 (L, 82-70) and at Louisville, 12/2/2011 (L, 62-60)

**Had 20 Turnovers** – 22 vs. Oregon State, 11/19/2011

**Had fewer than 10 Turnovers in two straight games** – vs. Mississippi State (5) 3/1/2011, vs. Florida (6) 3/12/2011

## OPPONENT - INDIVIDUALS

### Scoring:

**Scored 25 points** – Jesse Steele (25) vs. Monmouth, 11/25/2011

**Scored 30 points** – Casey Mitchell (31) vs. West Virginia, 11/19/2010

**Scored 35 points** – Rotnei Clarke, (36) 1/29/2011

**Scored 40 points** – Morris Almond (44), Rice, 1/3/2007

**Two Players Had 20 Points** – Terrence Jones (25) and Brandon Knight (20) vs. Kentucky, 2/12/2011

**Five Players Scored in Double Figures** – Kenny Boynton (17), Erving Walker (16),

Vernon Macklin (13), Chandler Parsons (13), Alex Tyus (13) vs. Florida, 3/5/2011

**Six Players Scored in Double Figures** – Bam Doyne (22), Dwayne Curtis (12), Todd Abernethy (11), Clarence Sanders (11), Polynice (10) and Williams (10), vs. Ole Miss, 1/27/2007

**Four Players with 15 or more points** – Erik Daniels (20), Marquis Estill (17), Kelenna Azubuike (16) and Gerald Fitch (15) vs. Kentucky, 3/5/2003

### Double-Doubles:

**Double-Double** – Damontre Harris (11 points, 10 rebounds) at S. Carolina, 1/10/2012

**Triple-Double** – Sam Muldrow (16 points, 14 rebounds and 10 blocks) at South Carolina, 1/8/2010

**20-10 game** – Antwan Carter (20 points, 10 rebounds) vs. Longwood, 12/19/2011

**30-10 game** – Morris Almond (44 points, 12 rebounds) at Rice, 1/3/2007

### Double-Double in Points and Rebounds

– Damontre Harris (11 points, 10 rebounds) at S. Carolina, 1/10/2012

**Double-Double in Points and Assists** – Nick Calathes (15 points, 10 assists) at Florida, 1/27/2008

**Two players record double-doubles** – Yancy Gates (16 points, 10 rebounds), Dion Dixon (12 points, 10 rebounds) vs. Cincinnati, 11/23/2009

### Field Goals:

**Made 10 FG in a game** – Kevin Anderson (25) vs. Richmond, 3/17/2011

**Made 11 FG in a game** – Omar Samhan (11) at St. Mary's, 11/20/2009

**Made 12 FG in a game** – Storm Warren, (12) at LSU, 2/26/2011

**Made 13 FG in a game** – Lester Hudson (13) vs. Tennessee-Martin, 12/29/2007

**Attempted 15 FG in a game** – Darius Johnson-Odom at Marquette, 12/29/2011

**Attempted 16 FG in a game** – Trevor Releford (16) at Alabama, 1/19/12

**Attempted 17 FG in a game** – Antwan Carter vs. Longwood, 12/19/2011

**Attempted 18 FG in a game** – Mark Lyons (18) vs. Xavier, 11/28/2011

**Attempted 19 FG in a game** – Marcus Denmon (19) at Missouri, 12/8/2010

**Attempted 20 FG in a game** – Tu Holloway (20) vs. Xavier, 11/28/2011

**Attempted 25 FG in a game** – Courtney Fortson (27) vs. Arkansas, 3/8/2009

### Three-Pointers:

**Made 5 3-pointers in a game** – Kenny Boynton (5) vs. Florida (3/11/2010)

**Made 6 3-pointers in a game** – Tristan Carey vs. Longwood, 12/19/2011

**Made 7 3-pointers in a game** – Chandler Parsons (7) vs. Florida, 1/25/2009

**Made 8 3-pointers in a game** – Brian Sullivan (8) vs. Miami (OH), 1/2/2012

**Attempted 10 3-pointers in a game** – Kenta-

vius Caldwell-Pope vs. Georgia, 1/14/2012

### Free Throws:

**Made 8 FT in a game** – Jae Crowder (8) at Marquette, 12/29/2011

**Made 9 FT in a game** – Tu Holloway (9), vs. Xavier, 11/28/2011

**Made 10 FT in a game** – Jake Cohen (10) at Davidson, 12/7/2011

**Made 11 FT in a game** – Iman Shumpert (11) at Georgia Tech, 12/6/2008

**Made 17 FT in a game** – Morris Almond (17) at Rice, 1/3/2007

**Attempted 10 FT in a game** – Jake Cohen (11) at Davidson, 12/7/2011

**Attempted 13 FT in a game** – DeMarcus Cousins (13) at Kentucky, 1/30/2010

**Attempted 14 FT in a game** – Jae Crowder (14) at Marquette, 12/29/2011

**Attempted 15 FT in a game** – Morris Almond (19) at Rice, 1/3/2007

### Rebounds:

**10 Rebounds in a game** – Damontre Harris (11) at S. Carolina, 1/10/2012

**15 Rebounds in a game** – Lance Goulbourne (16) at Marquette, 12/29/11

**18 Rebounds in a game** – Daniel Northern (18) vs. Tennessee Tech, 12/20/2008

**19 Rebounds in a game** – Omar Samhan (19) at St. Mary's, 11/20/2009

**20 Rebounds in a game** – Roy Rogers (20) at Alabama, 1/3/1996

### Assists

**8 Assists** – Johnathan Loyd (10) vs. Oregon, 11/11/2011

**9 Assists** – John Wall (9) at Kentucky, 1/30/2010

**10 Assists** – Nick Calathes (10) at Florida, 1/27/2008

**11 Assists** – Dee Bost (11) vs. Mississippi State, 3/11/2011

**12 Assists** – G.G. Smith (12) vs. Georgia, 2/3/1999

### Blocks:

**4 Blocked Shots** – Devon Collier (4), vs. Oregon State, 11/21/2011

**5 Blocked Shots** – Wayne Chism (5) at Tennessee, 1/27/2010

**6 Blocked Shots** – Jarvis Varnado (6) vs. Mississippi State, 3/13/2010

**8 Blocked Shots** – Jarvis Varnado (9) vs. Mississippi State, 2/3/2010

**10 Blocked Shots** – Sam Muldrow (10) at South Carolina, 1/8/2011

### Steals:

**5 Steals** – Zaire Taylor (5) vs. Missouri, 12/2/2009

**6 Steals** – Trevor Releford (6) at Alabama, 1/19/12

**7 Steals** – Aaron Lucas (7) at South Carolina, 1/19/2002

**8 Steals** – Steve Wojciechowski (8) at Duke, 11/22/1996

**Two players with 3 steals** – Ed Waite (4) and Andrew Nicholas (4) vs. Monmouth, 11/25/201

### Minutes:

**Played every minute** – Kevin Anderson (25) vs. Richmond, 3/17/2011

**Played over 40 minutes** – Kyle Kuric (43) at Louisville, 12/2/2011

### Fouls:

**Technical Foul** – Bench at Alabama, 1/19/12

**Fouled Out** – JaMychal Green, at Alabama, 1/19/12

**Three Players Fouled Out** – Donte' Williams, Nemanja Djuristic, John Florveus vs. Georgia, 1/14/2012

## OPPONENT - TEAM

**Scored 90 or more points at Memorial Gym** – 94 vs. Georgia, 2/25/2010 (VU 96, UGA 94 (OT))

**Scored 100 or more points** – 106 at Kentucky 3/5/2003 (L, 44-106)

**Scored 110 or more points** – 120 vs. Kentucky 2/7/1996 (L, 81-120)

**Scored 120 or more points** – 120 vs. Kentucky 2/7/1996 (L, 81-120)

**Scored 130 or more points** – Never

**Scored Less than 50 points** – 35 vs. Auburn, 1/7/2012 (W, 65-35)

**Scored Less than 40 points** – 35 vs. Auburn, 1/7/2012 (W, 65-35)

**Shot 50% or Better** – .500 vs N.C. State, 11/19/2011 (VU 86-NCSU 79)

**Shot 60% or Better** – .612 at Florida (UF 82, VU 68), 2/21/2009

**Shot 60% or Better from 3PT** – .600 (15-25) vs. Florida, 1/25/2009 (L, 69-94)

**Shot less than 30% FG** – .293 (22-of-75), vs. Davidson, 1/2/2011 (VU 80, Davidson 52)

**Shot less than 15% from 3PT** – .154 (2-13), at Florida, 3/2/2010 (VU 64, UF 60)

**Held Opponent Without a 3-Pointer** – vs. Nebraska, 11/18/10 (W, 59-49)

**Shot 90% or Better from Free Throw Line** – 1.000, vs. Mississippi State (8-8), 3/11/2011

**Shot less than 50% from Free Throw Line** – .450 at Arkansas, 2/27/2010

**Attempted 30 FT** – 30 at Marquette, 12/29/2011

**Attempted 40 FT** – 42 at Mississippi State, 2/12/2007

**Attempted 45 or More FT** – 49 at South Carolina, 1/28/2009

**Attempted five or less FT** – 1 vs. Miami (OH), 1/2/2012

**Made 20 FT** – 24 at Davidson, 12/7/2011

**Made 30 FT** – 32 at South Carolina, 1/28/2009

**Made 0 FT** – Georgia, 1/14/2009

**Made 12 3PT** – 12 at Kentucky, 1/30/2010

**Made 15 3PT** – 15 vs. Florida, 1/25/2009

**Attempted 30 or more 3PT** – 34 vs. Mississippi State, 2/3/2010

**Had 20 Turnovers** – 20 vs. North Carolina, 11/21/2010





## FESTUS EZELI

# 3

RS-Senior, Center  
6'11" 255 lbs.  
Benin City, Nigeria  
Igbinedion Educ. Center/  
Jesuit HS (Calif.)

### SEASON HIGHS

**Points:** 15, vs Davidson (12/7/11)  
**FG Made:** 4, vs Davidson (12/7/11)  
**FG Atts:** 8, vs. Alabama (1/19/12)  
**3FG Made:**  
**3FG Atts:**  
**FT Made:** 7, vs Davidson (12/7/11)  
**FT Atts:** 10, vs Davidson (12/7/11)  
**Rebounds:** 10, vs. Alabama (1/19/12)  
**Assists:**  
**Turnovers:** 4, vs. Indiana State (12/17/11)  
**Blocks:** 4, vs. Miami (Ohio) (1/2/12)  
**Steals:** 1, 3x, last vs. Auburn (1/7/12)  
**Minutes:** 23, vs. Georgia (1/14/12)

### CAREER HIGHS

**Points:** 24, vs. Belmont (12/4/10);  
**FG Made:** 8, vs. Appalachian State (11/27/10);  
**FG Atts:** 13, vs. South Carolina (2/5/11);  
**3FG Made:** 0;  
**3FG Atts:** 0;  
**FT Made:** 10, 2x, last vs. Ole Miss (1/19/11);  
**FT Atts:** 14, vs. Belmont (12/4/10);  
**Rebounds:** 13, 2x, last at Kentucky (3/1/11);  
**Assists:** 1, 3x, last vs. Kentucky (2/12/11);  
**Turnovers:** 4, 5x, last at LSU (2/26/11);  
**Blocks:** 7, at Georgia (2/16/11);  
**Steals:** 4, 2x, last vs. Georgia (1/12/11);  
**Minutes:** 36, at Kentucky (3/1/11).

### MISCELLANEOUS

	2011-12	Career
Double-Digit Scoring	2	29
20-Pt Scoring	-	21
Double-Doubles	1	6
3+ Blocks	2	28
Starts	5	50

### EZELI NOTEBOOK

- ✪ Named to Preseason All-SEC 2nd Team; made All-SEC 2nd team in 2011.
- ✪ Notched his first double-double of the season at Alabama (1/19) - 12 points and 10 rebounds.
- ✪ Became the school's all-time leading career blocks leader when he blocked four shots against Miami (1/2) - now has 165 career blocks.
- ✪ Won seven of eight games he has played this season (lone loss, Indiana State).
- ✪ Played in first game of the season after missing six weeks because of sprained MCL and PCL's in his right knee against Davidson (12/7). Had surgery on his left knee in the offseason.
- ✪ Returned to action against Marquette after missing two games still recovering from knee injury - scored eight points and had seven rebounds.
- ✪ Named nation's most improved player last season by Yahoo! Sports.
- ✪ Set a new Vanderbilt single-season record in blocks in 2010-11 with 87.
- ✪ Three blocks short of career mark, held by Will Perdue, with 154.
- ✪ Will miss first six games of the regular season for receiving improper benefits.
- ✪ Did not play organized basketball until the summer before his arrival at Vanderbilt (2007).
- ✪ Played behind All-SEC performer A.J. Ogilvy for his first two seasons after redshirting in 2007-08.
- ✪ Averaged 13.0 points and 6.2 rebounds per game in 2010-11, compared to 3.8 and 3.2, respectively, in 2009-10.
- ✪ Finished Second in the SEC in FG% at 58.8% (151-257) in 2010-11.
- ✪ Had 25 double-digit scoring games, five double doubles, and 15 games with three blocks or more.
- ✪ Had career-high seven blocks against Georgia on 2/16/11 - it was the most by a VU player since Dec. 28, 1987, when Will Perdue had seven against East Carolina
- ✪ Nickname is Fes.
- ✪ Full name is Ifeanyi Festus Ezeli-Ndelue. Ifeanyi means "Nothing is impossible with God".

### EZELI GAME-BY-GAME (REDSHIRT SENIOR)

Opponent	M	FG-A	3P-A	FT-A	Reb	PF	A	T	B	S	PTS
N11 Oregon					DNP						
N13 Cleveland State					DNP						
N15 Bucknell					DNP						
N19 N.C. State					DNP						
N21 Oregon State					DNP						
N25 Monmouth					DNP						
N28 Xavier					DNP						
D2 @Louisville					DNP						
D7 @Davidson	21	4-7	0-0	7-10	6	5	0	0	2	0	15
D17 Indiana State	22	2-6	0-0	0-0	4	0	0	4	1	0	4
D19 Longwood					DNP						
D21 Lafayette					DNP						
D29 @Marquette	17	2-4	0-0	4-7	7	3	0	6	0	1	8
J2 Miami (Ohio)	20	1-5	0-0	0-0	7	1	1	0	4	1	2
J7 Auburn	16	1-4	0-0	2-4	8	3	0	1	2	1	4
J10 @South Carolina	18	1-1	0-0	0-0	2	5	1	1	1	0	2
J14 Georgia	23	2-3	0-0	5-8	2	4	0	2	0	0	9
J19 @Alabama	24	5-8	0-0	2-9	10	3	0	1	3	0	12
J21 Mississippi State											
J24 Tennessee											
J28 MTSU											
J31 @Arkansas											
F4 @Florida											
F8 LSU											
F11 Kentucky											
F16 @Ole Miss											
F19 @Georgia											
F22 South Carolina											
F25 @Kentucky											
F28 Florida											

### Ezeli's Overall Statistics at Vanderbilt

Year	GP	GS	Min	Avg	FG	FGA	Pct	3FG	3FGA	Pct	FT	FTA	Pct	Off	Def	Tot	Avg	PF	FO	Ast	TO	Blk	Stl	Pts	Avg
2008-09	29	6	360	12.4	41	75	.547	0	0	.000	28	55	.509	28	46	74	2.6	58	1	1	43	22	4	110	3.8
2009-10	32	5	406	12.7	49	90	.544	0	0	.000	22	59	.373	30	72	102	3.2	70	3	3	34	43	6	120	3.8
2010-11	34	34	799	23.5	151	257	.588	0	0	.000	140	216	.648	95	118	213	6.3	104	5	6	60	87	20	442	13.0
2011-12	8	5	161	20.1	18	38	.474	0	0	.000	20	38	.526	18	28	46	5.8	24	2	2	15	13	3	56	7.0
<b>TOTAL</b>	<b>103</b>	<b>50</b>	<b>1726</b>	<b>16.8</b>	<b>259</b>	<b>460</b>	<b>.563</b>	<b>0</b>	<b>0</b>	<b>.000</b>	<b>210</b>	<b>368</b>	<b>.571</b>	<b>171</b>	<b>264</b>	<b>435</b>	<b>4.2</b>	<b>256</b>	<b>11</b>	<b>12</b>	<b>152</b>	<b>165</b>	<b>33</b>	<b>728</b>	<b>7.1</b>

### Ezeli's SEC Statistics at Vanderbilt

Year	GP	GS	Min	Avg	FG	FGA	Pct	3pt	3ptA	Pct	FT	FTA	Pct	Off	Def	Tot	Avg	PF	FO	Ast	TO	Blk	Stl	Pts	Avg
2008-09	16	3	194	12.1	20	32	.625	0	0	.000	12	29	.414	15	23	38	2.4	31	1	0	22	7	3	52	3.3
2009-10	16	0	186	11.6	15	29	.517	0	0	.000	11	25	.440	13	32	45	2.8	38	2	1	11	16	4	41	2.6
2010-11	16	16	404	25.3	66	125	.528	0	0	.000	77	109	.706	41	55	96	6.0	46	4	3	34	48	9	209	13.1
2011-12	4	4	81	20.3	9	16	.563	0	0	.000	9	21	.429	9	13	22	5.5	15	1	1	5	6	1	27	6.8
<b>TOTAL</b>	<b>52</b>	<b>23</b>	<b>865</b>	<b>16.6</b>	<b>110</b>	<b>202</b>	<b>.545</b>	<b>0</b>	<b>0</b>	<b>.000</b>	<b>109</b>	<b>184</b>	<b>.592</b>	<b>78</b>	<b>123</b>	<b>201</b>	<b>3.9</b>	<b>130</b>	<b>8</b>	<b>5</b>	<b>72</b>	<b>77</b>	<b>17</b>	<b>329</b>	<b>6.3</b>



**KYLE FULLER****11**Sophomore, Guard  
6'1" 180 lbs.  
Moreno Valley, Calif.  
Rancho Verde HS**SEASON HIGHS**

**Points:** 5, vs. Longwood (12/19/11)  
**FG Made:** 2, vs. Lafayette (12/21/11)  
**FG Atts:** 5, vs. Longwood (12/19/11)  
**3FG Made:**  
**3FG Atts:** 2, 3x, last vs. Longwood (12/19/11)  
**FT Made:** 3, vs. Longwood (12/19/11)  
**FT Atts:** 5, vs. Longwood (12/19/11)  
**Rebounds:** 4, vs. Lafayette (12/21/11)  
**Assists:** 4, 2x, last vs. Lafayette (12/21/11)  
**Turnovers:** 3, vs. Cleveland State (11/13/11)  
**Blocks:**  
**Steals:** 2, 2x, last vs. Longwood (12/19/11)  
**Minutes:** 17, 2x, last vs. Bucknell (11/15/11)

**CAREER HIGHS**

**Points:** 6, 2x, last vs. Davidson (1/2/11);  
**FG Made:** 3, 2x, last vs. Davidson (1/2/11);  
**FG Atts:** 6, vs. Presbyterian (11/12/10);  
**3FG Made:** 1, 3x, last vs. Miss. St. (3/11/11);  
**3FG Atts:** 3 vs. Western Kentucky (12/1/10);  
**FT Made:** 3, vs. Longwood (12/19/11)  
**FT Atts:** 5, 2x, last vs. Longwood (12/19/11);  
**Rebounds:** 4, 2x, last vs. Lafayette (12/21/11);  
**Assists:** 5 vs. Davidson (1/2/11);  
**Turnovers:** 3, 5x, last vs. Cleveland St (11/13/11);  
**Blocks:** 1, vs. Presbyterian (11/12/10);  
**Steals:** 2, 3x, last vs. Longwood (12/19/11);  
**Minutes:** 29, vs. LSU (3/10/11).

**MISCELLANEOUS**

	2011-12	Career
5+ Assists	-	1

**FULLER NOTEBOOK**

- ☛ Point guard who backs up Brad Tinsley at the point guard position.
- ☛ One of two players who currently calls California home (Festus Ezeli).
- ☛ Dished out season-high four assists vs. Monmouth.
- ☛ Played in all 34 games last season, and averaged 1.9 points and 1.6 assists per game in 15 minutes of action.
- ☛ Averaged 27.6 points, eight assists, six rebounds, and four steals per game as a point guard at Rancho Verde High School.
- ☛ Winningest player in Rancho Verde history, was a four-year captain, and a three-year starter.
- ☛ Nickname is Lil' Zoomey.

**FULLER GAME-BY-GAME (SOPHOMORE)**


Opponent	M	FG-A	3P-A	FT-A	Reb	PF	A	T	B	S	PTS
N11 Oregon	13	0-2	0-2	0-0	1	1	2	1	0	0	0
N13 Cleveland State	17	1-2	0-0	1-1	0	1	0	3	0	0	3
N15 Bucknell	17	0-2	0-2	0-0	1	2	1	0	0	0	0
N19 N.C. State	10	0-2	0-1	0-0	1	0	1	1	0	1	0
N21 Oregon State	3	0-0	0-0	0-0	1	0	0	0	0	0	1
N25 Monmouth	14	1-1	0-0	0-0	1	1	4	0	0	2	2
N28 Xavier	6	0-0	0-0	0-0	0	2	0	1	0	0	0
D2 @Louisville					DNP						
D7 @Davidson					DNP						
D17 Indiana State					DNP						
D19 Longwood	9	1-5	0-2	3-5	2	0	1	0	0	2	5
D21 Lafayette	11	2-3	0-0	0-0	4	0	4	1	0	0	4
D29 @Marquette	1	0-0	0-0	0-0	1	0	0	0	0	0	0
J2 Miami (Ohio)					DNP						
J7 Auburn	5	1-3	0-1	0-0	0	0	1	0	0	0	2
J10 @South Carolina	3	0-1	0-0	0-0	1	0	0	2	0	0	0
J14 Georgia					DNP						
J19 @Alabama					DNP						
J21 Mississippi State											
J24 Tennessee											
J28 MTSU											
J31 @Arkansas											
F4 @Florida											
F8 LSU											
F11 Kentucky											
F16 @Ole Miss											
F19 @Georgia											
F22 South Carolina											
F25 @Kentucky											
F28 Florida											
M3 @Tennessee											

## Fuller's Overall Statistics at Vanderbilt

Year	GP	GS	Min	Avg	FG	FGA	Pct	3pt	2ptA	Pct	FT	FTA	Pct	Off	Def	Tot	Avg	PF	FO	Ast	TO	Blk	Stl	Pts	Avg
2010-11	34	0	499	14.7	24	78	.308	7	29	.241	8	16	.500	8	38	46	1.4	44	0	55	34	1	13	63	1.9
2011-12	12	1	109	9.1	6	21	.286	0	8	.000	4	6	.667	2	12	14	1.2	7	0	14	9	0	5	16	1.3
<b>TOTAL</b>	<b>46</b>	<b>1</b>	<b>608</b>	<b>13.2</b>	<b>30</b>	<b>99</b>	<b>.303</b>	<b>7</b>	<b>37</b>	<b>.189</b>	<b>12</b>	<b>22</b>	<b>.545</b>	<b>10</b>	<b>50</b>	<b>60</b>	<b>1.3</b>	<b>51</b>	<b>0</b>	<b>69</b>	<b>43</b>	<b>1</b>	<b>18</b>	<b>79</b>	<b>1.7</b>

## Fuller's SEC Statistics at Vanderbilt

Year	GP	GS	Min	Avg	FG	FGA	Pct	3pt	3ptA	Pct	FT	FTA	Pct	Off	Def	Tot	Avg	PF	FO	Ast	TO	Blk	Stl	Pts	Avg
2010-11	16	0	218	13.6	7	28	.250	4	8	.500	5	10	.500	4	18	22	1.4	18	0	21	11	0	5	23	1.4
2011-12	2	0	8	4.0	1	4	.250	0	1	.000	0	0	.000	0	1	1	0.5	0	0	1	2	0	0	2	1.0
<b>TOTAL</b>	<b>18</b>	<b>0</b>	<b>226</b>	<b>12.6</b>	<b>8</b>	<b>32</b>	<b>.250</b>	<b>4</b>	<b>9</b>	<b>.444</b>	<b>5</b>	<b>10</b>	<b>.500</b>	<b>4</b>	<b>19</b>	<b>23</b>	<b>1.3</b>	<b>18</b>	<b>0</b>	<b>22</b>	<b>13</b>	<b>0</b>	<b>5</b>	<b>25</b>	<b>1.4</b>



## LANCE GOULBOURNE

5

Senior, Forward  
6' 8" 225 lbs.  
Brooklyn, N.Y.  
The Hun School (N.J.)

## SEASON HIGHS

**Points:** 18, vs. Xavier (11/28/11)  
**FG Made:** 8, vs. Xavier (11/28/11)  
**FG Atts:** 17, vs. Xavier (11/28/11)  
**3FG Made:** 1, vs. Oregon State (11/21/11)  
**3FG Atts:** 2, vs. Oregon State (11/21/11)  
**FT Made:** 7, 2x, last vs. Louisville (12/02/11)  
**FT Atts:** 12, vs. Louisville (12/02/11)  
**Rebounds:** 16, vs. Marquette (12/29/11)  
**Assists:** 2, 5x, last vs. Georgia (1/14/12)  
**Turnovers:** 6, vs. Oregon State (11/21/11)  
**Blocks:** 3, vs. Miami (Ohio) (1/2/12)  
**Steals:** 3, 5x, last vs. Auburn (1/7/12)  
**Minutes:** 41, vs. Louisville (12/02/11)

## CAREER HIGHS

**Points:** 18, 2x, last vs. Xavier (11/28/11);  
**FG Made:** 8, vs. Xavier (11/28/11);  
**FG Atts:** 17, vs. Xavier (11/28/11);  
**3FG Made:** 3, 2x, last vs. Kentucky (2/17/09);  
**3FG Atts:** 5, vs. Kentucky (2/17/09);  
**FT Made:** 8 vs. Belmont (12/4/10);  
**FT Atts:** 12, vs. Louisville (12/02/11)  
**Rebounds:** 17, at LSU (2/26/11);  
**Assists:** 5, 2x, last vs. Ole Miss (1/19/11);  
**Turnovers:** 5, vs. St. Mary's (1/22/11);  
**Blocks:** 3, 2x, last vs. Miami (Ohio) (1/2/12);  
**Steals:** 3, 5x, last vs. Auburn (1/7/12)  
**Minutes:** 41, vs. Louisville (12/02/11)

## MISCELLANEOUS

	2011-12	Career
Double-Digit Rebs.	4	13
Double-Doubles	2	5
3+ 3-pt FG's	-	2

## GOULBOURNE NOTEBOOK

- ✪ Very skilled wing player with great athletic ability and explosiveness, led team in rebounding in 2010-11 (7.3), and leads team this season (7.4).
- ✪ Tallied 11 points at Alabama (1/19)
- ✪ Grabbed double-digit rebounds (10) at South Carolina (1/10).
- ✪ Added 15 points in win over Lafayette (12/21).
- ✪ Played a career-high 41 minutes against Louisville (12/2/11) - scored 11 points and had eight rebounds.
- ✪ Grabbed season-high 10 rebounds vs. Monmouth (11/25/11), first double-digit rebound game of the season.
- ✪ Scored season-high 15 points vs. N.C. State (11/19/11)
- ✪ Emerged as one of the SEC's top rebounders in 2010-11.
- ✪ Played in 32 games and started 21 at the four position in 2010-11.
- ✪ Averaged 6.9 points and a team-leading 7.3 rebounds per game in 2010-11.
- ✪ Finished in the top ten in the SEC in rebounding in SEC (Tied-7th, 7.3) and defensive rebounds (5th, 5.4).
- ✪ Had double-digit rebounds in nine games in 2010-11.
- ✪ Came off the bench to grab 17 boards at LSU (2/26). The 17 rebounds set a new single-game record in the Stallings' era.
- ✪ Posted three double-doubles on the season.
- ✪ Won SEC Player of the Week for his performances against Ole Miss (14 pts, 16 rebs) and Saint Mary's (15 pts, 10 rebs).
- ✪ Made first career start vs. Missouri (12/8) - scored 11 points and had 7 rebounds.
- ✪ Was a consensus Top 100 recruit in 2008.
- ✪ Also was a standout tennis player in high school, with a serve that topped out at 130 mph.

## GOULBOURNE GAME-BY-GAME (SENIOR)

Opponent	M	FG-A	3P-A	FT-A	Reb	PF	A	T	B	S	PTS
N11 Oregon	27	2-3	0-0	1-2	4	3	0	2	2	3	5
N13 Cleveland State	34	3-9	0-1	5-9	8	3	1	2	1	3	11
N15 Bucknell	21	5-6	0-0	2-4	9	0	0	3	1	0	12
N19 N.C. State	29	4-5	0-0	7-9	5	3	1	0	0	1	15
N21 Oregon State	31	4-9	1-2	0-0	9	3	2	6	0	2	9
N25 Monmouth	27	3-7	0-1	1-1	10	3	1	2	0	2	7
N28 Xavier	39	8-17	1-4	1-2	7	2	1	2	2	1	18
D2 @Louisville	41	2-4	0-1	7-12	8	3	0	1	1	1	11
D7 @Davidson	23	1-7	0-1	1-2	7	4	1	2	0	0	3
D17 Indiana State	23	1-3	0-1	2-3	6	3	0	2	0	0	4
D19 Longwood	29	7-10	1-2	0-0	10	1	2	0	2	1	15
D21 Lafayette	24	6-8	2-3	1-2	4	3	0	4	0	3	15
D29 @Marquette	36	4-5	1-2	4-6	16	2	2	1	3	3	13
J2 Miami (Ohio)	27	2-7	1-2	4-4	4	1	2	2	3	2	9
J7 Auburn	29	1-3	1-3	0-2	5	2	1	0	2	3	3
J10 @South Carolina	21	2-6	0-1	4-4	10	3	0	2	1	1	8
J14 Georgia	31	4-6	0-0	5-8	6	0	2	4	1	0	13
J19 @Alabama	28	2-8	1-3	6-6	6	1	2	1	2	1	11
J21 Mississippi State											
J24 Tennessee											
J28 MTSU											
J31 @Arkansas											
F4 @Florida											
F8 LSU											
F11 Kentucky											
F16 @Ole Miss											
F19 @Georgia											
F22 South Carolina											
F25 @Kentucky											
F28 Florida											
M3 @Tennessee											

## Goulbourne's Overall Statistics at Vanderbilt

Year	GP	GS	Min	Avg	FG	FGA	Pct	3FG	3FGA	Pct	FT	FTA	Pct	Off	Def	Tot	Avg	PF	FO	Ast	TO	Blk	Stl	Pts	Avg
2008-09	23	0	325	14.1	42	89	.472	11	31	.355	22	31	.710	21	54	75	3.3	25	0	7	25	12	10	117	5.1
2009-10	31	0	398	12.8	29	74	.392	10	36	.278	34	50	.680	17	47	64	2.1	46	0	16	29	17	5	102	3.3
2010-11	32	21	799	25.0	68	161	.422	16	58	.276	68	96	.708	61	174	235	7.3	61	0	43	48	16	18	220	6.9
2011-12	18	17	520	28.9	61	123	.496	9	27	.333	51	76	.671	35	99	134	7.4	40	0	18	36	21	27	182	10.1
<b>TOTAL</b>	<b>104</b>	<b>38</b>	<b>2042</b>	<b>19.6</b>	<b>200</b>	<b>447</b>	<b>.447</b>	<b>46</b>	<b>152</b>	<b>.303</b>	<b>175</b>	<b>253</b>	<b>.692</b>	<b>134</b>	<b>374</b>	<b>508</b>	<b>4.9</b>	<b>172</b>	<b>0</b>	<b>84</b>	<b>138</b>	<b>66</b>	<b>60</b>	<b>621</b>	<b>6.0</b>

## Goulbourne's SEC Statistics at Vanderbilt

Year	GP	GS	Min	Avg	FG	FGA	Pct	3pt	3ptA	Pct	FT	FTA	Pct	Off	Def	Tot	Avg	PF	FO	Ast	TO	Blk	Stl	Pts	Avg
2008-09	16	0	221	13.8	27	60	.450	8	23	.348	11	18	.611	13	27	40	2.5	23	0	6	17	8	6	73	4.6
2009-10	14	0	192	13.7	16	45	.356	6	24	.250	15	21	.714	10	16	26	1.9	23	0	4	9	8	2	53	3.8
2010-11	16	13	396	24.8	27	69	.391	7	27	.259	20	34	.588	28	88	116	7.3	31	0	21	19	4	5	81	5.1
2011-12	4	4	109	27.3	9	23	.391	2	7	.286	15	20	.750	7	20	27	6.8	6	0	5	7	6	5	35	8.8
<b>TOTAL</b>	<b>50</b>	<b>17</b>	<b>918</b>	<b>18.4</b>	<b>79</b>	<b>197</b>	<b>.401</b>	<b>23</b>	<b>81</b>	<b>.284</b>	<b>61</b>	<b>93</b>	<b>.656</b>	<b>58</b>	<b>151</b>	<b>209</b>	<b>4.2</b>	<b>83</b>	<b>0</b>	<b>36</b>	<b>52</b>	<b>26</b>	<b>18</b>	<b>242</b>	<b>4.8</b>



**JOSH HENDERSON**

**40** RS Freshman, Center  
6'11" 220 lbs.  
Roanoke, Va.  
Cave Spring HS

### SEASON HIGHS

**Points:** 10, vs. Monmouth (11/25/11)  
**FG Made:** 4, vs. Monmouth (11/25/11)  
**FG Atts:** 4, vs. Monmouth (11/25/11)  
**3FG Made:**  
**3FG Atts:**  
**FT Made:** 2, 2x, last vs. Monmouth (11/25/11)  
**FT Atts:** 4, vs. Oregon (11/11/11)  
**Rebounds:** 5, vs. Monmouth (11/25/11)  
**Assists:** 4, vs. Bucknell (11/15/11)  
**Turnovers:** 2, vs. Monmouth (11/25/11)  
**Blocks:**  
**Steals:** 1, vs. Cleveland State (11/13/11)  
**Minutes:** 18, vs. Xavier (11/28/11)

### CAREER HIGHS

**Points:** 10, vs. Monmouth (11/25/11)  
**FG Made:** 4, vs. Monmouth (11/25/11)  
**FG Atts:** 4, vs. Monmouth (11/25/11)  
**3FG Made:**  
**3FG Atts:**  
**FT Made:** 2, 2x, last vs. Monmouth (11/25/11)  
**FT Atts:** 4, vs. Oregon (11/11/11)  
**Rebounds:** 5, vs. Monmouth (11/25/11)  
**Assists:** 4, vs. Bucknell (11/15/11)  
**Turnovers:** 2, vs. Monmouth (11/25/11)  
**Blocks:**  
**Steals:** 1, vs. Cleveland State (11/13/11)  
**Minutes:** 18, vs. Xavier (11/28/11)

### HENDERSON NOTEBOOK

- ✪ Had surgery for a stress fracture in his left foot - will be out of action for 8-12 weeks.
- ✪ Played in first game as a collegian against Oregon - scored four points and had four rebounds in 11 minutes.
- ✪ Scored a career-high 10 points vs. Monmouth (11/25); was 4-4 from the floor.
- ✪ Has team-high four assists vs. Bucknell (11/15)
- ✪ Redshirted in 2010-11.
- ✪ Expected to see time at the five position, especially early on with the injury to Festus Ezeli.
- ✪ Signed in the spring of 2010 with the Commodores.
- ✪ 6'11 center chose Vanderbilt over Virginia, Wake Forest, Davidson, Cincinnati, Maryland, and Penn State.

### HENDERSON GAME-BY-GAME (RS-FRESHMAN)

Opponent	M	FG-A	3P-A	FT-A	Reb	PF	A	T	B	S	PTS
N11 Oregon	11	1-3	0-0	2-4	4	2	0	0	0	0	4
N13 Cleveland State	16	0-1	0-0	0-0	4	0	0	0	0	1	4
N15 Bucknell	13	1-3	0-0	0-1	3	3	4	1	0	0	2
N19 N.C. State	4	0-0	0-0	0-0	2	3	0	1	0	0	0
N21 Oregon State	4	1-2	0-0	0-0	1	3	0	1	0	0	2
N25 Monmouth	14	4-4	0-0	2-2	5	1	0	2	0	0	10
N28 Xavier	18	1-4	0-0	1-2	2	2	1	0	0	0	3
D2 @Louisville											DNP
D7 @Davidson											DNP
D17 Indiana State											DNP
D19 Longwood											DNP
D21 Lafayette											DNP
D29 @Marquette											DNP
J2 Miami (Ohio)											DNP
J7 Auburn											DNP
J10 @South Carolina											DNP
J14 Georgia											DNP
J19 @Alabama											DNP
J21 Mississippi State											DNP
J24 Tennessee											
J28 MTSU											
J31 @Arkansas											
F4 @Florida											
F8 LSU											
F11 Kentucky											
F16 @Ole Miss											
F19 @Georgia											
F22 South Carolina											
F25 @Kentucky											
F28 Florida											
M3 @Tennessee											

### Henderson's Overall Statistics at Vanderbilt

Year	GP	GS	Min	Avg	FG	FGA	Pct	3FG	3FGA	Pct	FT	FTA	Pct	Off	Def	Tot	Avg	PF	FO	Ast	TO	Blk	Stl	Pts	Avg
2011-12	7	0	67	9.6	8	17	.471	0	0	.000	5	9	.556	12	9	21	3.0	14	0	5	5	0	1	21	3.0
<b>TOTAL</b>	<b>7</b>	<b>0</b>	<b>67</b>	<b>9.6</b>	<b>8</b>	<b>17</b>	<b>.471</b>	<b>0</b>	<b>0</b>	<b>.000</b>	<b>5</b>	<b>9</b>	<b>.556</b>	<b>12</b>	<b>9</b>	<b>21</b>	<b>3.0</b>	<b>14</b>	<b>0</b>	<b>5</b>	<b>5</b>	<b>0</b>	<b>1</b>	<b>21</b>	<b>3.0</b>

**JOHN JENKINS****23**Junior, Guard  
6'4" 215 lbs.  
Hendersonville, Tenn.  
Station Camp HS**SEASON HIGHS**

**Points:** 28, vs. NC State (11/19/11)  
**FG Made:** 10, vs. NC State (11/19/11)  
**FG Atts:** 19, vs. Oregon (11/11/11)  
**3FG Made:** 7, 2x, last vs. Lafayette (12/21/11)  
**3FG Atts:** 16, vs. Oregon (11/11/11)  
**FT Made:** 4, vs. N.C. State (11/19/11)  
**FT Atts:** 6, vs. N.C. State (11/19/11)  
**Rebounds:** 8, at Alabama (1/19/12)  
**Assists:** 4, vs. Lafayette (12/21/11)  
**Turnovers:** 4, 2x, last vs. Alabama (1/19/12)  
**Blocks:** 2, vs. Xavier (11/28/11)  
**Steals:** 2, 4x, last vs. Longwood (12/19/11)  
**Minutes:** 41, 2x, last vs. Louisville (12/02/11)

**CAREER HIGHS**

**Points:** 32, vs. Kentucky (2/12/11);  
**FG Made:** 11, vs. Kentucky (2/12/11)  
**FG Atts:** 21, vs. Marquette (12/29/10);  
**3FG Made:** 7, 2x, last vs. Lafayette (12/21/11);  
**3FG Atts:** 16; vs. Oregon (11/11/11);  
**FT Made:** 10, 3x, last vs. Arkansas (1/29/11);  
**FT Atts:** 12, vs. North Carolina (11/21/10);  
**Rebounds:** 8, at Alabama (1/19/12);  
**Assists:** 4, vs. Lafayette (12/21/11);  
**Turnovers:** 5, vs. Tennessee (2/22/11);  
**Blocks:** 2, 4x, last vs. Xavier (11/28/11)  
**Steals:** 2, 6x, last vs. Xavier (11/28/11);  
**Minutes:** 41, 4x, last vs. Louisville (12/02/11)

**MISCELLANEOUS**

	2011-12	Career
Double-Figure Pts	17	66
20+ Pt games	9	30
3+ 3-Pt FG's	13	44
Steals	17	56

**JENKINS NOTEBOOK**

- ✪ Averages 19.8 points per game and leads the SEC in scoring and three's per game (3.9).
- ✪ Tallied 26 points vs. Miami (Ohio) (1/2), a game high.
- ✪ Tied a career-high in threes made with seven in win over Lafayette (12/21).
- ✪ Has made a three in 39 straight games and has scored in double figures in 50 consecutive contests.
- ✪ Named MVP of Legends Classic (21.0 pts in 2 games).
- ✪ Tallied season-best 28 points vs. N.C. State (11/19/11) - was 10-16 from the floor, 4-9 from three.
- ✪ Jenkins became the 42nd Commodore to break 1000 career points with 17 points against Cleveland St. on 11/13/11.
- ✪ Broke his career record for three pointers made with seven vs. Oregon. His previous career high was six, which he accomplished four times, most recently vs. Kentucky on Jan. 12, 2011. Also had a career-best 16 3-point attempts.
- ✪ Now scored 20 points or more in 29 games in his career.
- ✪ Named to preseason All-SEC team by the league media and coaches. Also on numerous preseason All-American teams.
- ✪ Named as an All-SEC first-team selection by the league's coaches and media in 2010-11 as a sophomore after leading the league in scoring.
- ✪ One of the nation's top shooters from three; leads SEC and country with 4.1 threes made per game.
- ✪ Played for Team USA this summer in Shenzhen, China, in the World University Games - led the team in scoring with 13.5 ppg in eight games.
- ✪ Became Vanderbilt's all-time leading sophomore scorer with 624 points and a 19.5 ppg average.
- ✪ Played in 32 games and averaged 19.5 points and 3.0 rebounds per game...Led the league in scoring in all games (19.5) and in 3-point field goals made per game (3.1) and finished second in free throw percentage (.894).
- ✪ Also led the SEC in scoring in league games only (20.8) and threes made (3.1) in SEC games only; finished second in free-throw percentage (.908).
- ✪ Made 100 three pointers as a sophomore, which is the fourth-best single season total in Vanderbilt history.
- ✪ His 89.4% free throw percentage (sophomore) was the third-best single-season total in Commodore history.
- ✪ Tallied double figures in every game played in 2010-11.
- ✪ Made at least 5 threes in eight games; led the SEC in 20-point games...Scored 20 or more in 10 of 16 league games in 2010-11.
- ✪ Named to the SEC All-Freshman team and was named the Sixth Man of the Year by the league's coaches in 2009-10...Averaged 11.0 points per game, and shot 48.3% (72-149) from three in his freshman season.
- ✪ From nearby Hendersonville, Tenn., and Station Camp High School, where he led the nation in scoring with 42.0 points per game as a senior.

**JENKINS GAME-BY-GAME (JUNIOR)**

Opponent	M	FG-A	3P-A	FT-A	Reb	PF	A	T	B	S	PTS
N11 Oregon	32	8-19	7-16	1-2	4	1	2	1	0	2	24
N13 Cleveland State	33	5-14	2-8	5-7	1	1	0	3	0	1	17
N15 Bucknell				DNP							
N19 N.C. State	33	10-16	4-9	4-6	2	1	0	2	1	2	28
N21 Oregon State	38	5-13	4-7	0-0	3	0	0	3	0	0	14
N25 Monmouth	27	6-12	3-7	3-4	3	0	1	0	0	1	27
N28 Xavier	41	8-18	4-9	0-0	7	3	0	3	2	2	20
D2 @Louisville	41	9-15	5-11	4-4	2	2	1	2	0	0	27
D7 @Davidson	33	7-14	2-5	6-7	3	4	2	1	1	0	22
D17 Indiana State	30	3-10	1-6	4-5	4	4	0	2	0	0	11
D19 Longwood	29	6-14	3-9	4-5	0	3	2	0	0	2	19
D21 Lafayette	27	9-12	7-9	2-2	1	2	4	2	0	1	27
D29 @Marquette	34	5-12	4-8	0-0	3	2	1	1	0	0	14
J2 Miami (Ohio)	35	9-15	5-10	3-3	1	1	0	1	1	1	26
J7 Auburn	30	6-9	5-8	0-0	4	0	1	2	0	0	17
J10 @South Carolina	30	5-10	4-8	0-0	3	0	3	4	0	1	14
J14 Georgia	32	3-12	3-11	9-9	4	0	1	1	0	0	18
J19 @Alabama	32	5-11	4-7	6-6	8	1	2	4	0	0	20
J21 Mississippi State											
J24 Tennessee											
J28 MTSU											
J31 @Arkansas											
F4 @Florida											
F8 LSU											
F11 Kentucky											
F16 @Ole Miss											
F19 @Georgia											
F22 South Carolina											
F25 @Kentucky											
F28 Florida											
M3 @Tennessee											

**Jenkins' Overall Statistics at Vanderbilt**

Year	GP	GS	Min	Avg	FG	FGA	Pct	3FG	3FGA	Pct	FT	FTA	Pct	Off	Def	Tot	Avg	PF	FO	Ast	TO	Blk	Stl	Pts	Avg
2009-10	31	7	716	23.1	110	234	.470	72	149	.483	48	60	.800	8	61	69	2.2	36	0	30	23	5	14	340	11.0
2010-11	32	32	1105	34.5	190	411	.462	100	245	.408	144	161	.894	17	78	95	3.0	44	0	39	52	10	24	624	19.5
2011-12	17	17	557	32.8	109	226	.482	67	148	.453	51	60	.850	12	41	53	3.1	25	0	20	32	5	13	336	19.8
<b>TOTAL</b>	<b>80</b>	<b>56</b>	<b>2378</b>	<b>29.7</b>	<b>409</b>	<b>871</b>	<b>.470</b>	<b>239</b>	<b>542</b>	<b>.441</b>	<b>243</b>	<b>281</b>	<b>.865</b>	<b>37</b>	<b>180</b>	<b>217</b>	<b>2.7</b>	<b>105</b>	<b>0</b>	<b>89</b>	<b>107</b>	<b>20</b>	<b>51</b>	<b>1300</b>	<b>16.3</b>

**Jenkins' SEC Statistics at Vanderbilt**

Year	GP	GS	Min	Avg	FG	FGA	Pct	3pt	3ptA	Pct	FT	FTA	Pct	Off	Def	Tot	Avg	PF	FO	Ast	TO	Blk	Stl	Pts	Avg
2009-10	14	3	332	23.7	47	103	.456	30	66	.455	19	25	.760	1	25	26	1.9	12	0	9	7	5	9	143	10.2
2010-11	16	16	578	36.1	102	201	.507	49	115	.426	79	87	.908	9	45	54	3.4	24	0	25	32	4	14	332	20.8
2011-12	4	4	124	31.0	19	42	.452	16	34	.471	15	15	1.000	5	14	19	4.8	1	0	7	11	0	1	69	17.3
<b>TOTAL</b>	<b>34</b>	<b>23</b>	<b>1034</b>	<b>30.4</b>	<b>168</b>	<b>346</b>	<b>.486</b>	<b>95</b>	<b>215</b>	<b>.442</b>	<b>113</b>	<b>127</b>	<b>.890</b>	<b>15</b>	<b>84</b>	<b>99</b>	<b>2.9</b>	<b>37</b>	<b>0</b>	<b>41</b>	<b>50</b>	<b>9</b>	<b>24</b>	<b>544</b>	<b>16.0</b>



**KEDREN JOHNSON****2**

Freshman, Guard  
6'4" 215 lbs.  
Lewisburg, Tenn.  
Marshall County HS

**SEASON HIGHS**

**Points:** 12, vs. Bucknell (11/15/11)  
**FG Made:** 5, vs. Bucknell (11/15/11)  
**FG Atts:** 7, vs. Bucknell (11/15/11)  
**3FG Made:** 2, 3x, last vs. Lafayette (12/21/11)  
**3FG Atts:** 5, vs. Lafayette (12/21/11)  
**FT Made:** 2, 3x, last vs. Davidson (12/7/11)  
**FT Atts:** 2, 4x, last vs. Indiana State (12/17/11)  
**Rebounds:** 2, 3x, last vs. vs. Xavier (11/28/11)  
**Assists:** 3, 3x, last vs. Davidson (12/7/11)  
**Turnovers:** 3, vs. Louisville (12/02/11)  
**Blocks:** 1, 4x, last vs. Georgia (1/14/12)  
**Steals:** 2, 3x, last vs. Georgia (1/14/12)  
**Minutes:** 24, vs. Bucknell (11/15/11)

**CAREER HIGHS**

**Points:** 12, vs. Bucknell (11/15/11)  
**FG Made:** 5, vs. Bucknell (11/15/11)  
**FG Atts:** 7, vs. Bucknell (11/15/11)  
**3FG Made:** 2, 3x, last vs. Lafayette (12/21/11)  
**3FG Atts:** 5, vs. Lafayette (12/21/11)  
**FT Made:** 2, 2x, last vs. Xavier (11/28/11)  
**FT Atts:** 2, 4x, last vs. Indiana State (12/17/11)  
**Rebounds:** 2, 3x, last vs. Xavier (11/28/11)  
**Assists:** 3, 3x, last vs. Davidson (12/7/11)  
**Turnovers:** 3, vs. Louisville (12/02/11)  
**Blocks:** 1, 4x, last vs. Georgia (1/14/12)  
**Steals:** 2, 3x, last vs. Georgia (1/14/12)  
**Minutes:** 24, vs. Bucknell (11/15/11)

**JOHNSON NOTEBOOK**

- ✪ Played in first collegiate game vs. Oregon - scored four points and had three assists in 17 minutes.
- ✪ Had career-high 12 points vs. Bucknell (11/15).
- ✪ Freshman point guard who starred at nearby Marshall County High School, where he was named Mr. Basketball for the state of Tennessee for Class 2A and was the Tennessean Player of the Year for two years.
- ✪ Averaged 27.3 points, 10.0 rebounds, 8.0 assists, 3.6 steals and 1.5 blocks in his senior season at Marshall County, where he departed as the school's all-time scoring and assist leader.
- ✪ Nickname is Kee.
- ✪ Chose the Commodores over Florida, Louisville, Memphis, and Alabama.

**JOHNSON GAME-BY-GAME (FRESHMAN)**

Opponent	M	FG-A	3P-A	FT-A	Reb	PF	A	T	B	S	PTS
N11 Oregon	17	1-6	0-2	2-2	0	3	3	0	0	0	4
N13 Cleveland State	10	1-1	0-0	1-1	0	3	0	1	0	0	0
N15 Bucknell	24	5-7	2-3	0-0	3	0	2	1	0	0	12
N19 N.C. State	15	0-3	0-2	0-0	2	3	2	2	0	2	0
N21 Oregon State	9	1-3	0-1	0-0	0	1	2	1	0	0	2
N25 Monmouth	16	2-4	2-3	0-0	2	1	1	2	1	0	6
N28 Xavier	9	0-2	0-1	2-2	2	1	3	1	0	1	2
D2 @Louisville	8	0-0	0-0	0-0	1	0	0	3	0	0	0
D7 @Davidson	15	1-2	1-1	2-2	2	0	3	2	0	1	5
D17 Indiana State	8	0-2	0-1	1-2	1	0	1	2	0	0	1
D19 Longwood	10	2-5	1-3	1-1	0	0	2	2	0	1	6
D21 Lafayette	14	2-6	2-5	0-0	2	0	1	0	0	1	6
D29 @Marquette	12	0-2	0-1	0-0	2	2	4	1	0	1	0
J2 Miami (Ohio)	20	2-3	0-0	0-1	1	1	2	2	1	2	4
J7 Auburn	12	0-2	0-2	0-0	0	2	2	1	1	1	0
J10 @South Carolina	11	0-3	0-1	0-0	2	0	0	0	0	0	0
J14 Georgia	10	1-1	0-0	0-0	0	1	2	2	1	2	2
J19 @Alabama	11	0-2	0-0	0-0	1	2	1	1	0	0	0
J21 Mississippi State											
J24 Tennessee											
J28 MTSU											
J31 @Arkansas											
F4 @Florida											
F8 LSU											
F11 Kentucky											
F16 @Ole Miss											
F19 @Georgia											
F22 South Carolina											
F25 @Kentucky											
F28 Florida											
M3 @Tennessee											

## Johnson's Overall Statistics at Vanderbilt

Year	GP	GS	Min	Avg	FG	FGA	Pct	3FG	3FGA	Pct	FT	FTA	Pct	Off	Def	Tot	Avg	PF	FO	Ast	TO	Blk	Stl	Pts	Avg
2011-12	18	0	231	12.8	18	54	.333	8	26	.308	9	11	.818	1	20	21	1.2	17	0	31	24	4	12	53	2.9
<b>TOTAL</b>	<b>18</b>	<b>0</b>	<b>231</b>	<b>12.8</b>	<b>18</b>	<b>54</b>	<b>.333</b>	<b>8</b>	<b>26</b>	<b>.308</b>	<b>9</b>	<b>11</b>	<b>.818</b>	<b>1</b>	<b>20</b>	<b>21</b>	<b>1.2</b>	<b>17</b>	<b>0</b>	<b>31</b>	<b>24</b>	<b>4</b>	<b>12</b>	<b>53</b>	<b>2.9</b>

## Johnson's SEC Statistics at Vanderbilt

Year	GP	GS	Min	Avg	FG	FGA	Pct	3FG	3FGA	Pct	FT	FTA	Pct	Off	Def	Tot	Avg	PF	FO	Ast	TO	Blk	Stl	Pts	Avg
2011-12	4	0	44	11.0	1	8	.125	0	3	.000	0	0	.000	0	3	3	0.8	5	0	5	4	2	3	2	0.5
<b>TOTAL</b>	<b>4</b>	<b>0</b>	<b>44</b>	<b>11.0</b>	<b>1</b>	<b>8</b>	<b>.125</b>	<b>0</b>	<b>3</b>	<b>.000</b>	<b>0</b>	<b>0</b>	<b>.000</b>	<b>0</b>	<b>3</b>	<b>3</b>	<b>0.8</b>	<b>5</b>	<b>0</b>	<b>5</b>	<b>4</b>	<b>2</b>	<b>3</b>	<b>2</b>	<b>0.5</b>



## SHELBY MOATS

34

Freshman, Forward  
6'8" 225 lbs.  
Waconia, Minn.  
Waconia HS

## SEASON HIGHS

**Points:** 5, vs. Lafayette (12/21/11)  
**FG Made:** 2, vs. vs. Lafayette (12/21/11)  
**FG Atts:** 3, 2x, last vs. Lafayette (12/21/11)  
**3FG Made:** 1, 2x, last vs. Lafayette (12/21/11)  
**3FG Atts:** 3, vs. Monmouth (11/25/11)  
**FT Made:**  
**FT Atts:** 1, vs. Lafayette (12/21/11)  
**Rebounds:** 6, vs. Monmouth (11/25/11)  
**Assists:** 2, vs. Bucknell (11/15/11)  
**Turnovers:** 4, vs. Monmouth (11/25/11)  
**Blocks:**  
**Steals:** 1, vs. Monmouth (11/25/11)  
**Minutes:** 13, vs. Monmouth (11/25/11)

## CAREER HIGHS

**Points:** 5, vs. Lafayette (12/21/11)  
**FG Made:** 2, vs. Lafayette (12/21/11)  
**FG Atts:** 3, 2x, last vs. Lafayette (12/21/11)  
**3FG Made:** 1, 2x, last vs. Lafayette (12/21/11)  
**3FG Atts:** 3, vs. Monmouth (11/25/11)  
**FT Made:**  
**FT Atts:** 1, vs. Lafayette (12/21/11)  
**Rebounds:** 6, vs. Monmouth (11/25/11)  
**Assists:** 2, vs. Bucknell (11/15/11)  
**Turnovers:** 4, vs. Monmouth (11/25/11)  
**Blocks:**  
**Steals:** 1, vs. Monmouth (11/25/11)  
**Minutes:** 13, vs. Monmouth (11/25/11)

## MOATS NOTEBOOK

- ✪ Saw his first collegiate minutes against Bucknell on 11/15/11.
- ✪ Made first career 3-pointer vs Monmouth (11/25); also added career-high six boards vs. Monmouth.
- ✪ Powerfully-built power forward who has excellent shooting touch from beyond-the-arc.
- ✪ Was the valedictorian of his Waconia High School senior class in 2011.
- ✪ Four-year varsity letterwinner in basketball, two-year captain, and a two-year letterman in football at Waconia
- ✪ Averaged 22 points and 12 rebounds in his senior year at Waconia and ended his career with 1,772 points and 985 rebounds.
- ✪ Plans on majoring in Economics at Vanderbilt.
- ✪ Chose the Commodores over Washington State and Northwestern.

## MOATS GAME-BY-GAME (FRESHMAN)

Opponent	M	FG-A	3P-A	FT-A	Reb	PF	A	T	B	S	PTS
N11 Oregon					DNP						
N13 Cleveland State					DNP						
N15 Bucknell	9	0-2	0-1	0-0	1	1	2	0	0	0	0
N19 N.C. State					DNP						
N21 Oregon State	3	0-1	0-1	0-0	0	1	1	0	0	0	0
N25 Monmouth	13	1-3	1-3	0-0	6	1	0	4	0	1	3
N28 Xavier					DNP						
D2 @Louisville					DNP						
D7 @Davidson	2	0-0	0-0	0-0	0	1	1	0	0	0	0
D17 Indiana State					DNP						
D19 Longwood	5	0-1	0-1	0-0	0	0	1	0	0	0	0
D21 Lafayette	12	2-3	1-2	0-1	3	2	0	0	0	0	5
D29 @Marquette	1	0-0	0-0	0-0	0	1	0	0	0	0	0
J2 Miami (Ohio)					DNP						
J7 Auburn					DNP						
J10 @South Carolina	3	0-0	0-0	0-0	0	0	0	0	0	0	0
J14 Georgia					DNP						
J19 @Alabama					DNP						
J21 Mississippi State											
J24 Tennessee											
J28 MTSU											
J31 @Arkansas											
F4 @Florida											
F8 LSU											
F11 Kentucky											
F16 @Ole Miss											
F19 @Georgia											
F22 South Carolina											
F25 @Kentucky											
F28 Florida											
M3 @Tennessee											

## Moats' Overall Statistics at Vanderbilt

Year	GP	GS	Min	Avg	FG	FGA	Pct	3FG	3FGA	Pct	FT	FTA	Pct	Off	Def	Tot	Avg	PF	FO	Ast	TO	Blk	Stl	Pts	Avg
2011-12	8	0	49	6.1	3	10	.300	2	8	.250	0	1	.000	3	7	10	1.3	7	0	5	4	0	1	8	1.0
<b>TOTAL</b>	<b>8</b>	<b>0</b>	<b>49</b>	<b>6.1</b>	<b>3</b>	<b>10</b>	<b>.300</b>	<b>2</b>	<b>8</b>	<b>.250</b>	<b>0</b>	<b>1</b>	<b>.000</b>	<b>3</b>	<b>7</b>	<b>10</b>	<b>1.3</b>	<b>7</b>	<b>0</b>	<b>5</b>	<b>4</b>	<b>0</b>	<b>1</b>	<b>8</b>	<b>1.0</b>

## Moats' SEC Statistics at Vanderbilt

Year	GP	GS	Min	Avg	FG	FGA	Pct	3FG	3FGA	Pct	FT	FTA	Pct	Off	Def	Tot	Avg	PF	FO	Ast	TO	Blk	Stl	Pts	Avg
2011-12	1	0	3	3.0	0	0	.000	0	0	.000	0	0	.000	0	0	0	0.0	0	0	0	0	0	0	0	0.0
<b>TOTAL</b>	<b>1</b>	<b>0</b>	<b>3</b>	<b>3.0</b>	<b>0</b>	<b>0</b>	<b>.000</b>	<b>0</b>	<b>0</b>	<b>.000</b>	<b>0</b>	<b>0</b>	<b>.000</b>	<b>0</b>	<b>0</b>	<b>0</b>	<b>0.0</b>	<b>0</b>	<b>0</b>	<b>0</b>	<b>0</b>	<b>0</b>	<b>0</b>	<b>0</b>	<b>0.0</b>

**AARON NOLL****14**Senior, Forward  
6'7" 220 lbs.  
Fort Mitchell, Ky..  
Covington Catholic HS**SEASON HIGHS****Points:****FG Made:****FG Atts:** 1, vs. Longwood (12/19/11)**3FG Made:****3FG Atts:****FT Made:****FT Atts:****Rebounds:** 1, vs. Longwood (12/19/11)**Assists:****Turnovers:****Blocks:****Steals:****Minutes:** 1, 2x, last vs. Longwood (12/19/11)**CAREER HIGHS****Points:** 2, 3x, last at Arkansas (2/27/10);**FG Made:** 1, vs. St. Francis (12/31/08);**FG Atts:** 1, vs. St. Francis (12/31/08);**3FG Made:** 0;**3FG Atts:** 0;**FT Made:** 2, 2x, last at Arkansas (2/27/10);**FT Atts:** 2, 2x, last at Arkansas (2/27/10);**Rebounds:** 2, vs. Mercer (12/21/09);**Assists:** 0;**Turnovers:** 0;**Blocks:** 0;**Steals:** 0;**Minutes:** 3, vs. Manhattan (12/30/09).**NOLL NOTEBOOK**

✪ Made the team as a walk on during tryouts in October of 2008, and has been named to the SEC Academic Honor Roll for the last two seasons (2010, 2011).

✪ Had two rebounds in three minutes vs. Grambling (11/24)...Suffered a broken right foot in December, and did not play the rest of the season.

✪ A pre-med student, Noll will attend Med School next season.

✪ Advice to youngsters: "Never let anyone tell you that you can't do something if you put your mind to it."

**NOLL GAME-BY-GAME (SENIOR)**

Opponent	M	FG-A	3P-A	FT-A	Reb	PF	A	T	B	S	PTS
N11 Oregon					DNP						
N13 Cleveland State					DNP						
N15 Bucknell					DNP						
N19 N.C. State					DNP						
N21 Oregon State					DNP						
N25 Monmouth	1	0-0	0-0	0-0	0	0	0	0	0	0	0
N28 Xavier					DNP						
D2 @Louisville					DNP						
D7 @Davidson					DNP						
D17 Indiana State					DNP						
D19 Longwood	1	0-1	0-0	0-0	1	0	0	0	0	0	0
D21 Lafayette					DNP						
D29 @Marquette					DNP						
J2 Miami (Ohio)					DNP						
J7 Auburn					DNP						
J10 @South Carolina					DNP						
J14 Georgia					DNP						
J19 @Alabama					DNP						
J21 Mississippi State					DNP						
J24 Tennessee											
J28 MTSU											
J31 @Arkansas											
F4 @Florida											
F8 LSU											
F11 Kentucky											
F16 @Ole Miss											
F19 @Georgia											
F22 South Carolina											
F25 @Kentucky											
F28 Florida											
M3 @Tennessee											

**Noll's Overall Statistics at Vanderbilt**

Year	GP	GS	Min	Avg	FG	FGA	Pct	3FG	3FGA	Pct	FT	FTA	Pct	Off	Def	Tot	Avg	PF	FO	Ast	TO	Blk	Stl	Pts	Avg
2008-09	3	0	4	1.3	1	1	1.000	0	0	.000	0	1	.000	0	1	1	0.3	0	0	0	0	0	0	2	0.7
2009-10	8	0	12	1.5	0	0	.000	0	0	.000	4	4	1.000	2	3	5	0.6	2	0	0	0	0	0	4	0.5
2011-12	2	0	2	1.0	0	1	.000	0	0	.000	0	0	.000	1	0	1	0.5	0	0	0	0	0	0	0	0.0
TOTAL	17	0	26	1.5	1	2	.500	0	0	.000	4	5	.800	3	6	9	0.5	2	0	0	0	0	0	6	0.4

**Noll's SEC Statistics at Vanderbilt**

Year's Stats - Statistics at Vanderbilt																										
Year	GP	GS	Min	Avg	FG	FGA	Pct.	3pt	3ptA	Pct	FT	FTA	Pct	Off	Def	Tot	Avg	PF	FO	Ast	TO	Blk	Stl	Pts	Avg	
2009-10	2	0	2	1.0	0	0	.000	0	0	.000	2	2	1.000	0	1	1	0.5	1	0	0	0	0	0	2	1.0	
TOTAL	2	0	2	1.0	0	0	.000	0	0	.000	2	2	1.000	0	1	1	0.5	1	0	0	0	0	0	2	1.0	



## ROD ODOM

# 45

Sophomore, Forward  
6'9" 220 lbs.  
Central Islip, N.Y.  
Middlesex School (Mass.)

### SEASON HIGHS

**Points:** 10, vs. Bucknell (11/15/11)  
**FG Made:** 4, vs. Bucknell (11/15/11)  
**FG Atts:** 7, vs. Bucknell (11/15/11)  
**3FG Made:** 2, 2x, last vs. South Carolina (1/10/12)  
**3FG Atts:** 3, 2x, last vs. Lafayette (12/21/11)  
**FT Made:** 3, 2x, last vs. Auburn (1/7/12)  
**FT Atts:** 6, vs. Oregon (11/11/11)  
**Rebounds:** 8, vs. Oregon (11/11/11)  
**Assists:** 2, vs. Oregon (11/11/11)  
**Turnovers:** 4, vs. Longwood (12/19/11)  
**Blocks:** 1, 5x, last vs. Alabama (1/19/12)  
**Steals:** 2, vs. Davidson (12/7/11)  
**Minutes:** 25, vs. Davidson (12/7/11)

### CAREER HIGHS

**Points:** 12, vs. Arkansas (1/29/11);  
**FG Made:** 5, vs. West Virginia (11/19/10);  
**FG Atts:** 9, vs. West Virginia (11/19/10);  
**3FG Made:** 3, 3x, last vs. S. Carolina (2/5/11);  
**3FG Atts:** 5 vs. Arkansas (1/29/11);  
**FT Made:** 3, 3x, last vs. Auburn (1/7/12);  
**FT Atts:** 6, vs. Oregon (11/11/11)  
**Rebounds:** 8, vs. vs. Oregon (11/11/11);  
**Assists:** 2, 3x, last vs. Oregon (11/11/11);  
**Turnovers:** 5 vs. Belmont (12/4/10);  
**Blocks:** 2 at Missouri (12/8/10);  
**Steals:** 4 at Missouri (12/8/10);  
**Minutes:** 27, 2x, last at Georgia (2/16/11).

### MISCELLANEOUS

	2011-12	Career
Double-Digit Scoring	1	6
3+ 3-Pt FG's	-	4
Starts	2	10

### ODOM NOTEBOOK

- Recorded a career-high of eight rebounds vs. Oregon (11/11). His previous best was seven vs. Kentucky on February 12, 2011.
- Made a three in 10 games this season.
- Scored in double-figures vs. Bucknell with 10 points (11/15)
- Made first start of his career vs. Monmouth (11/25).
- Power forward who played in all 34 games as a true freshman...Started eight games.
- Averaged 3.9 points and 2.6 rebounds per game as a freshman.
- Scored in double-figures in five games, and tallied a career-high 12 points against Arkansas (1/29).
- Scored 10 points and had five rebounds off of the bench vs. Florida (3/5).
- Tallied 11 points at Georgia (2/16), grabbed 5 rebounds, and was 3-of-5 from beyond the arc.
- Scored five points in collegiate debut vs. Presbyterian; made his first three-point basket on Brad Tinsley's 10th assist.
- Chose the Commodores over Harvard, West Virginia, Arizona, UConn, Louisville, Boston College, Michigan, and Oklahoma State.

### ODOM GAME-BY-GAME (SOPHOMORE)

Opponent	M	FG-A	3P-A	FT-A	Reb	PF	A	T	B	S	PTS
N11 Oregon	21	0-4	0-1	3-6	8	4	2	0	1	0	3
N13 Cleveland State	16	1-2	1-1	0-0	1	3	0	1	0	0	3
N15 Bucknell	16	4-7	2-3	0-1	3	3	0	0	0	0	10
N19 N.C. State	12	1-2	1-2	0-0	1	3	0	1	0	0	3
N21 Oregon State	17	2-3	0-0	0-0	0	1	0	2	1	0	4
N25 Monmouth	17	1-1	1-1	1-2	3	3	0	0	0	1	4
N28 Xavier	12	1-2	0-1	0-0	1	1	0	1	1	0	2
D2 @Louisville	10	1-3	0-1	0-0	2	2	0	0	0	1	2
D7 @Davidson	25	2-5	0-2	0-0	4	4	0	3	1	2	4
D17 Indiana State	16	0-2	0-2	0-0	1	0	0	0	1	0	0
D19 Longwood	19	1-3	1-2	0-0	4	2	1	4	0	1	3
D21 Lafayette	22	2-5	1-3	0-0	3	2	0	0	0	0	5
D29 @Marquette	12	2-4	1-2	0-0	2	4	0	0	0	0	5
J2 Miami (Ohio)	14	0-1	0-1	0-0	1	2	0	0	0	0	0
J7 Auburn	16	1-4	0-1	3-5	6	2	0	2	0	0	5
J10 @South Carolina	19	2-2	2-2	0-0	0	1	1	1	0	0	6
J14 Georgia	9	2-3	1-2	0-1	0	4	0	1	0	0	5
J19 @Alabama	12	1-3	1-2	0-0	0	0	1	1	1	0	3
J21 Mississippi State											
J24 Tennessee											
J28 MTSU											
J31 @Arkansas											
F4 @Florida											
F8 LSU											
F11 Kentucky											
F16 @Ole Miss											
F19 @Georgia											
F22 South Carolina											
F25 @Kentucky											
F28 Florida											
M3 @Tennessee											

### Odom's Overall Statistics at Vanderbilt

Year	GP	GS	Min	Avg	FG	FGA	Pct	3FG	3FGA	Pct	FT	FTA	Pct	Off	Def	Tot	Avg	PF	FO	Ast	TO	Blk	Stl	Pts	Avg
2010-11	34	8	533	15.7	47	115	.409	28	75	.373	10	16	.625	35	53	88	2.6	71	1	12	38	4	15	132	3.9
2011-12	18	2	285	15.8	24	56	.429	12	29	.414	7	15	.467	18	22	40	2.2	41	0	5	17	6	5	67	3.7
<b>TOTAL</b>	<b>52</b>	<b>10</b>	<b>818</b>	<b>15.7</b>	<b>71</b>	<b>171</b>	<b>.415</b>	<b>40</b>	<b>104</b>	<b>.385</b>	<b>17</b>	<b>31</b>	<b>.548</b>	<b>53</b>	<b>75</b>	<b>128</b>	<b>2.5</b>	<b>112</b>	<b>1</b>	<b>17</b>	<b>55</b>	<b>10</b>	<b>20</b>	<b>199</b>	<b>3.8</b>

### Odom's SEC Statistics at Vanderbilt

Year	GP	GS	Min	Avg	FG	FGA	Pct	3pt	3ptA	Pct	FT	FTA	Pct	Off	Def	Tot	Avg	PF	FO	Ast	TO	Blk	Stl	Pts	Avg
2010-11	16	4	268	16.8	24	51	.471	13	32	.406	4	6	.667	15	25	40	2.5	37	1	6	20	0	6	65	4.1
2011-12	4	0	56	14.0	6	12	.500	4	7	.571	3	6	.500	1	5	6	1.5	7	0	2	5	1	0	19	4.8
<b>TOTAL</b>	<b>20</b>	<b>4</b>	<b>324</b>	<b>16.2</b>	<b>30</b>	<b>63</b>	<b>.476</b>	<b>17</b>	<b>39</b>	<b>.436</b>	<b>7</b>	<b>12</b>	<b>.583</b>	<b>16</b>	<b>30</b>	<b>46</b>	<b>2.3</b>	<b>44</b>	<b>1</b>	<b>8</b>	<b>25</b>	<b>1</b>	<b>6</b>	<b>84</b>	<b>4.2</b>





## DAI-JON PARKER

24

Freshman, Guard  
6'3" 190 lbs.  
Baton Rouge, La.  
Milton HS (Ga.)

## SEASON HIGHS

**Points:** 10, vs. Monmouth (11/25/11)  
**FG Made:** 4, vs. Monmouth (11/25/11)  
**FG Atts:** 10, vs. Bucknell (11/15/11)  
**3FG Made:** 2, 2x, last vs. Auburn (1/7/12)  
**3FG Atts:** 7, vs. Bucknell (11/15/11)  
**FT Made:** 4, vs. Georgia (1/14/12)  
**FT Atts:** 4, vs. Georgia (1/14/12)  
**Rebounds:** 5, vs. Georgia (1/14/12)  
**Assists:** 3, vs. Monmouth (11/25/11)  
**Turnovers:** 2, 2x, last vs. Lafayette (12/21/11)  
**Blocks:** 1, 6x, last vs. Marquette (12/29/11)  
**Steals:** 2, vs. Bucknell (11/15/11)  
**Minutes:** 22, vs. Bucknell (11/15/11)

## CAREER HIGHS

**Points:** 10, vs. Monmouth (11/25/11)  
**FG Made:** 4, vs. Monmouth (11/25/11)  
**FG Atts:** 10, vs. Bucknell (11/15/11)  
**3FG Made:** 2, 2x, last vs. Auburn (1/7/12)  
**3FG Atts:** 7, vs. Bucknell (11/15/11)  
**FT Made:** 4, vs. Georgia (1/14/12)  
**FT Atts:** 4, vs. Georgia (1/14/12)  
**Rebounds:** 5, vs. Georgia (1/14/12)  
**Assists:** 3, vs. Monmouth (11/25/11)  
**Turnovers:** 2, 2x, last vs. Lafayette (12/21/11)  
**Blocks:** 1, 6x, last vs. Marquette (12/29/11)  
**Steals:** 2, vs. Bucknell (11/15/11)  
**Minutes:** 22, vs. Bucknell (11/15/11)

## PARKER NOTEBOOK

- ✪ Played nine minutes in collegiate debut vs. Oregon (11/11).
- ✪ Tied a career high with two made threes against Auburn (1/7).
- ✪ Had career high four free throws made and five rebounds vs. Georgia (1/14).
- ✪ Scored career-high 10 points vs. Monmouth (11/25), his first double-digit scoring game.
- ✪ Athletic shooting guard whose Milton High School team in Alpharetta, Ga., had three other Division I players in the starting five.
- ✪ Standout three-sport athlete in high school.
- ✪ Averaged 14 points, six rebounds, five assists, two blocks and two steals in his senior season at Milton.
- ✪ His 2010 Milton team captured the Class 5A state championship, and the 2011 team won the regional championship.
- ✪ Milton teammates Shannon Scott (Ohio State), Julian Royal (Georgia Tech), and Jordan Loyd (Furman) all signed to play Division I basketball.
- ✪ Advice to youngsters: "Get the grades, basketball isn't going anywhere."

## PARKER GAME-BY-GAME (FRESHMAN)

Opponent	M	FG-A	3P-A	FT-A	Reb	PF	A	T	B	S	PTS
N11 Oregon	9	0-3	0-2	0-2	1	0	0	1	0	1	0
N13 Cleveland State	7	0-2	0-1	0-0	0	1	0	0	1	0	0
N15 Bucknell	22	2-10	1-7	2-2	2	1	0	0	1	2	7
N19 N.C. State	9	1-3	1-3	0-0	1	2	0	0	0	0	3
N21 Oregon State	13	1-3	0-2	0-0	0	1	2	2	0	0	2
N25 Monmouth	17	4-6	2-4	0-0	3	0	3	1	1	0	10
N28 Xavier	6	0-0	0-0	0-0	0	2	0	1	1	0	0
D2 @Louisville	4	0-1	0-1	0-0	1	0	1	0	0	0	0
D7 @Davidson	7	0-0	0-0	0-0	0	1	0	0	0	0	0
D17 Indiana State	15	0-1	0-1	0-0	0	0	1	0	0	0	0
D19 Longwood	15	0-4	0-1	0-0	1	0	1	0	0	0	0
D21 Lafayette	15	1-4	0-2	0-0	0	0	1	2	1	1	2
D29 @Marquette	12	0-1	0-0	0-0	1	2	1	1	1	1	0
J2 Miami (Ohio)	6	0-3	0-1	0-0	0	0	1	0	0	0	0
J7 Auburn	16	2-4	2-3	0-1	1	1	0	0	0	0	6
J10 @South Carolina	15	1-1	1-1	0-0	1	0	2	0	0	0	3
J14 Georgia	14	1-2	0-1	4-4	5	1	0	0	0	0	6
J19 @Alabama	14	0-0	0-0	0-0	2	1	0	1	0	0	0
J21 Mississippi State											
J24 Tennessee											
J28 MTSU											
J31 @Arkansas											
F4 @Florida											
F8 LSU											
F11 Kentucky											
F16 @Ole Miss											
F19 @Georgia											
F22 South Carolina											
F25 @Kentucky											
F28 Florida											
M3 @Tennessee											

## Parker's Overall Statistics at Vanderbilt

Year	GP	GS	Min	Avg	FG	FGA	Pct	3FG	3FGA	Pct	FT	FTA	Pct	Off	Def	Tot	Avg	PF	FO	Ast	TO	Blk	Stl	Pts	Avg
2011-12	18	0	216	12.0	13	48	.271	7	30	.233	6	9	.667	1	18	19	1.1	13	0	13	9	6	5	39	2.2
<b>TOTAL</b>	<b>18</b>	<b>0</b>	<b>216</b>	<b>12.0</b>	<b>13</b>	<b>48</b>	<b>.271</b>	<b>7</b>	<b>30</b>	<b>.233</b>	<b>6</b>	<b>9</b>	<b>.667</b>	<b>1</b>	<b>18</b>	<b>19</b>	<b>1.1</b>	<b>13</b>	<b>0</b>	<b>13</b>	<b>9</b>	<b>6</b>	<b>5</b>	<b>39</b>	<b>2.2</b>

## Parker's SEC Statistics at Vanderbilt

Year	GP	GS	Min	Avg	FG	FGA	Pct	3FG	3FGA	Pct	FT	FTA	Pct	Off	Def	Tot	Avg	PF	FO	Ast	TO	Blk	Stl	Pts	Avg
2011-12	4	0	59	14.8	4	7	.571	3	5	.600	4	5	.800	0	9	9	2.3	3	0	2	1	0	0	15	3.8
<b>TOTAL</b>	<b>4</b>	<b>0</b>	<b>59</b>	<b>14.8</b>	<b>4</b>	<b>7</b>	<b>.571</b>	<b>3</b>	<b>5</b>	<b>.600</b>	<b>4</b>	<b>5</b>	<b>.800</b>	<b>0</b>	<b>9</b>	<b>9</b>	<b>2.3</b>	<b>3</b>	<b>0</b>	<b>2</b>	<b>1</b>	<b>0</b>	<b>0</b>	<b>15</b>	<b>3.8</b>

**JAMES SIAKAM****35**RS Freshman, Forward  
6'7" 210 lbs.  
Douala, Cameroon  
Brehm Prep (Ill.)**SEASON HIGHS****Points:** 1, 2x, last vs. Monmouth (11/25/11)**FG Made:****FG Atts:** 1, 2x, last vs. Bucknell (11/15/11)**3FG Made:****3FG Atts:****FT Made:** 1, 2x, last vs. Monmouth (11/25/11)**FT Atts:** 2, 2x, last vs. Monmouth (11/25/11)**Rebounds:** 1, vs. Auburn (1/7/12)**Assists:****Turnovers:** 1, vs. Longwood (12/19/11)**Blocks:****Steals:****Minutes:** 5, vs. Longwood (12/19/11)**CAREER HIGHS****Points:** 1, 2x, last vs. Monmouth (11/25/11)**FG Made:****FG Atts:** 1, 2x, last vs. Bucknell (11/15/11)**3FG Made:****3FG Atts:****FT Made:** 1, 2x, last vs. Monmouth (11/25/11)**FT Atts:** 2, 2x, last vs. Monmouth (11/25/11)**Rebounds:** 1, vs. Auburn (1/7/12)**Assists:****Turnovers:** 1, vs. Longwood (12/19/11)**Blocks:****Steals:****Minutes:** 5, vs. Longwood (12/19/11)**SIKAM NOTEBOOK**

✪ Appeared in first game of his college career against Cleveland St. (11/13/11); scored first point of career against Bucknell (11/15).

✪ Redshirted in 2010-11.

✪ Averaged 18 points, 10 rebounds, and five blocks per game for his Brehm (Ill.) Prep team.

✪ Chose the Commodores over Southern Illinois, Marquette, Illinois, Florida, Virginia, and UCLA.

✪ Advice to youngsters: "Work hard for whatever you want because nothing is free. Stay humble, and above all, put God first in any of your endeavors."

**SIKAM GAME-BY-GAME (RS-FRESHMAN)**

Opponent	M	FG-A	3P-A	FT-A	Reb	PF	A	T	B	S	PTS
N11 Oregon					DNP						
N13 Cleveland State	0	0-1	0-0	0-0	0	0	0	0	0	0	0
N15 Bucknell	2	0-1	0-0	1-2	0	0	0	0	0	0	1
N19 N.C. State					DNP						
N21 Oregon State					DNP						
N25 Monmouth	1	0-0	0-0	1-2	0	0	0	0	0	0	1
N28 Xavier					DNP						
D2 @Louisville					DNP						
D7 @Davidson					DNP						
D17 Indiana State					DNP						
D19 Longwood	5	0-0	0-0	0-0	0	0	0	1	0	0	0
D21 Lafayette	4	0-0	0-0	0-0	0	0	0	0	0	0	0
D29 @Marquette	1	0-0	0-0	0-0	0	0	0	0	0	0	0
J2 Miami (Ohio)					DNP						
J7 Auburn	3	0-0	0-0	0-0	1	0	0	0	0	0	0
J10 @South Carolina					DNP						
J14 Georgia					DNP						
J19 @Alabama					DNP						
J21 Mississippi State					DNP						
J24 Tennessee											
J28 MTSU											
J31 @Arkansas											
F4 @Florida											
F8 LSU											
F11 Kentucky											
F16 @Ole Miss											
F19 @Georgia											
F22 South Carolina											
F25 @Kentucky											
F28 Florida											
M3 @Tennessee											

**Siakam's Overall Statistics at Vanderbilt**

Year	GP	GS	Min	Avg	FG	FGA	Pct	3FG	3FGA	Pct	FT	FTA	Pct	Off	Def	Tot	Avg	PF	FO	Ast	TO	Blk	Stl	Pts	Avg
2011-12	7	0	16	2.3	0	2	.000	0	0	.000	2	4	.500	0	1	1	0.1	0	0	0	1	0	0	2	0.3
<b>TOTAL</b>	<b>7</b>	<b>0</b>	<b>16</b>	<b>2.3</b>	<b>0</b>	<b>2</b>	<b>.000</b>	<b>0</b>	<b>0</b>	<b>.000</b>	<b>2</b>	<b>4</b>	<b>.500</b>	<b>0</b>	<b>1</b>	<b>1</b>	<b>0.1</b>	<b>0</b>	<b>0</b>	<b>0</b>	<b>1</b>	<b>0</b>	<b>0</b>	<b>2</b>	<b>0.3</b>

**Siakam's SEC Statistics at Vanderbilt**

Year	GP	GS	Min	Avg	FG	FGA	Pct	3FG	3FGA	Pct	FT	FTA	Pct	Off	Def	Tot	Avg	PF	FO	Ast	TO	Blk	Stl	Pts	Avg
2011-12	1	0	3	3.0	0	0	.000	0	0	.000	0	0	.000	0	1	1	1.0	0	0	0	0	0	0	0	0.0
<b>TOTAL</b>	<b>1</b>	<b>0</b>	<b>3</b>	<b>3.0</b>	<b>0</b>	<b>0</b>	<b>.000</b>	<b>0</b>	<b>0</b>	<b>.000</b>	<b>0</b>	<b>0</b>	<b>.000</b>	<b>0</b>	<b>1</b>	<b>1</b>	<b>1.0</b>	<b>0</b>	<b>0</b>	<b>0</b>	<b>0</b>	<b>0</b>	<b>0</b>	<b>0</b>	<b>0.0</b>

**JORDAN SMART****12**RS Junior, Guard  
6' 6" 200 lbs.  
Lexington, Ky.  
Lexington Catholic HS**SEASON HIGHS****Points:** 3, 2x, last vs. Longwood (12/19/11)**FG Made:** 1, 3x, last vs. Longwood (12/19/11)**FG Atts:** 1, 3x, vs. Longwood (12/19/11)**3FG Made:** 1, 2x, last vs. Longwood (12/19/11)**3FG Atts:** 1, 2x, last vs. Longwood (12/19/11)**FT Made:****FT Atts:****Rebounds:** 1, 2x, last vs. Auburn (1/7/12)**Assists:****Turnovers:****Blocks:****Steals:****Minutes:** 4, 2x, vs. Lafayette (12/21/11)**CAREER HIGHS****Points:** 3, 4x, last vs. Longwood (12/19/11);**FG Made:** 1, 5x, last vs. Longwood (12/19/11);**FG Atts:** 1, 7x, last vs. Longwood (12/19/11);**3FG Made:** 1, 4x, last vs. Longwood (12/19/11);**3FG Atts:** 1, 6x, last vs. Longwood (12/19/11);**FT Made:** 0;**FT Atts:** 0;**Rebounds:** 2, 3x, last vs Davidson (1/2/11);**Assists:** 3 vs. Presbyterian (11/12/10);**Turnovers:** 0;**Blocks:** 1, vs. LSU (3/10/11);**Steals:** 0;**Minutes:** 16, vs. Davidson (1/2/11).**SMART NOTEBOOK**

✪ Added 20 pounds to his frame over the last few seasons.

✪ Redshirted his freshman season.

✪ Played in 14 games in 2010-11...Handed out three assists in just four minutes in season opener against Presbyterian (11/12/10)

✪ Scored first career points and pulled down a career-high two rebounds in win over SE Louisiana (12/18).

✪ Named to the last two SEC Academic Honor Roll teams.

✪ Was the 11th Region MVP in 2008 as a senior at Lexington Catholic High School and was a member of the All-Region regular season team.

✪ An English major, he is on track to graduate in May of 2012, with an eye on Law School.

✪ Nickname is Smarty.

✪ Advice to youngsters: "Respect your elders."

**SMART GAME-BY-GAME (RS JUNIOR)**


Opponent	M	FG-A	3P-A	FT-A	Reb	PF	A	T	B	S	PTS
N11 Oregon					DNP						
N13 Cleveland State					DNP						
N15 Bucknell	1	1-1	1-1	0-0	0	0	0	0	0	0	3
N19 N.C. State					DNP						
N21 Oregon State					DNP						
N25 Monmouth	1	1-1	0-0	0-0	0	1	0	0	0	0	2
N28 Xavier					DNP						
D2 @Louisville					DNP						
D7 @Davidson					DNP						
D17 Indiana State					DNP						
D19 Longwood	4	1-1	1-1	0-0	1	1	0	0	0	0	3
D21 Lafayette	4	0-0	0-0	0-0	0	0	0	0	0	0	0
D29 @Marquette					DNP						
J2 Miami (Ohio)					DNP						
J7 Auburn	2	0-0	0-0	0-0	1	0	0	0	0	0	0
J10 @South Carolina					DNP						
J14 Georgia					DNP						
J19 @Alabama					DNP						
J21 Mississippi State											
J24 Tennessee											
J28 MTSU											
J31 @Arkansas											
F4 @Florida											
F8 LSU											
F11 Kentucky											
F16 @Ole Miss											
F19 @Georgia											
F22 South Carolina											
F25 @Kentucky											
F28 Florida											
M3 @Tennessee											

**Smart's Overall Statistics at Vanderbilt**

Year	GP	GS	Min	Avg	FG	FGA	Pct	3FG	3FGA	Pct	FT	FTA	Pct	Off	Def	Tot	Avg	PF	FO	Ast	TO	Blk	Stl	Pts	Avg
2009-10	10	0	27	2.7	0	6	.000	0	5	.000	0	0	.000	1	5	6	0.6	1	0	4	0	0	2	0	0.0
2010-11	14	0	47	3.4	2	5	.400	2	5	.400	0	0	.000	0	8	8	0.6	2	0	4	1	1	0	6	0.4
2011-12	5	0	12	2.4	3	3	1.000	2	2	1.000	0	0	.000	0	2	2	0.4	2	0	0	0	0	0	8	1.6
<b>TOTAL</b>	<b>29</b>	<b>0</b>	<b>86</b>	<b>3.0</b>	<b>5</b>	<b>14</b>	<b>.357</b>	<b>4</b>	<b>12</b>	<b>.333</b>	<b>0</b>	<b>0</b>	<b>.000</b>	<b>1</b>	<b>15</b>	<b>16</b>	<b>0.6</b>	<b>5</b>	<b>0</b>	<b>8</b>	<b>1</b>	<b>1</b>	<b>2</b>	<b>14</b>	<b>0.5</b>

**Smart's SEC Statistics at Vanderbilt**

Year	GP	GS	Min	Avg	FG	FGA	Pct	3pt	3ptA	Pct	FT	FTA	Pct	Off	Def	Tot	Avg	PF	FO	Ast	TO	Blk	Stl	Pts	Avg
2009-10	3	0	7	2.3	0	2	.000	0	2	.000	0	0	.000	0	1	1	0.3	0	0	0	0	0	1	0	0.0
2010-11	5	0	5	1.0	1	1	1.000	1	1	1.000	0	0	.000	0	0	0	0.0	0	0	0	0	0	0	3	0.6
2011-12	1	0	2	2.0	0	0	.000	0	0	.000	0	0	.000	0	1	1	1.0	0	0	0	0	0	0	0	0.0
<b>TOTAL</b>	<b>9</b>	<b>0</b>	<b>14</b>	<b>1.6</b>	<b>1</b>	<b>3</b>	<b>.333</b>	<b>1</b>	<b>3</b>	<b>.333</b>	<b>0</b>	<b>0</b>	<b>.000</b>	<b>0</b>	<b>2</b>	<b>2</b>	<b>0.2</b>	<b>0</b>	<b>0</b>	<b>0</b>	<b>0</b>	<b>0</b>	<b>1</b>	<b>3</b>	<b>0.3</b>



## JEFFERY TAYLOR

44

Senior, Forward  
6'7" 225 lbs.  
Norrkoping, Sweden  
Hobbs HS (N.M.)

## SEASON HIGHS

**Points:** 30, vs Davidson (12/7/11)  
**FG Made:** 12, vs Davidson (12/7/11)  
**FG Atts:** 17, vs Davidson (12/7/11)  
**3FG Made:** 3, 5x last vs. S. Carolina (1/10/12)  
**3FG Atts:** 7, vs. Louisville (12/02/11)  
**FT Made:** 7, vs. Georgia (1/14/12)  
**FT Atts:** 13, vs. Georgia (1/14/12)  
**Rebounds:** 11, vs. Oregon (11/11/11)  
**Assists:** 5, 2x, last vs. Monmouth (11/25/11)  
**Turnovers:** 6, vs. Cleveland State (11/13/11)  
**Blocks:** 2, 3x, last vs. Georgia (1/14/12)  
**Steals:** 9, vs. Georgia (1/14/12)  
**Minutes:** 41, 2x, last vs. Louisville (12/02/11)

## CAREER HIGHS

**Points:** 30, vs Davidson (12/7/11)  
**FG Made:** 12, vs Davidson (12/7/11)  
**FG Atts:** 18, 2x, last at Georgia (2/16/11);  
**3FG Made:** 4, vs. South Carolina (2/5/11);  
**3FG Atts:** 9, at Miss. State (1/27/11);  
**FT Made:** 12, vs. Tennessee (2/9/10);  
**FT Atts:** 14, at S.C. (1/28/09);  
**Rebounds:** 13, at Georgia (2/16/11);  
**Assists:** 6, 2x, last vs. Ole Miss (1/19/11);  
**Turnovers:** 6, vs. Cleveland State (11/13/11);  
**Blocks:** 3, vs. South Carolina (2/5/11);  
**Steals:** 9, vs. Georgia (1/14/12);  
**Minutes:** 43, at Missouri (12/8/10).

## MISCELLANEOUS

	2011-12	Career
Double-Digit Scoring	17	89
20+ Pt Scoring	4	15
Double-Digit Reb.	1	10
Double-Doubles	1	9
5+ Assists	2	3
3+ 3-FGs	5	9
Starts	18	115

## TAYLOR NOTEBOOK

- ✪ Tallied a career-high 30 points at Davidson (12/7) on a career-best 12 made field goals.
- ✪ The SEC's active leading scorer with 1,621 points.
- ✪ In Vanderbilt's career top-10 in four categories (scoring, steals, free throws made, free throws attempted).
- ✪ Third in the SEC in scoring (16.9 ppg) and fourth in FG % (.536).
- ✪ Named to Legends Classic All-Tournament team; averaged 15.0 points and 8 rebs. in 2 games.
- ✪ Scored 16 points and tied a season-high with five assists vs. Monmouth (11/25/11).
- ✪ Scored 17 points and had season-high five assists vs. N.C. State (11/19/11).
- ✪ Scored 14 points and led all Vanderbilt scorers vs. Bucknell (11/15) in his 100th career start.
- ✪ Tallied 21 points and 11 rebounds in win over Oregon (11/11). It was the ninth double-double of his career.
- ✪ Also posted career-high five steals against Oregon.
- ✪ Named to Preseason All-SEC 2nd Team; made All-SEC 2nd team in 2010 and 2011, and the All-Freshman team in 2009.
- ✪ Started in all but one game in his Vanderbilt career.
- ✪ Became 41st VU player to surpass 1,000-point mark with 22-point effort vs. Davidson (1/2/11).
- ✪ Including 2010-11, Vanderbilt is now 23-5 in games in which Taylor scored 15 or more points.
- ✪ Had three double-doubles in 2010-11 (at Missouri, at Auburn, and at LSU).
- ✪ Averaged 21.7 points per game in three SEC Tournament games in 2010-11
- ✪ One of the SEC's most explosive players, he tallied 15 points, five rebounds, and three assists vs. Georgia (1/12) - included a dunk which was named SportCenter's #1 "Top Play" on January 13.
- ✪ Scored 438 points as a sophomore, which ranks eighth all-time on the Vanderbilt sophomore single-season list.
- ✪ His father Jeff, played basketball at New Mexico, the NBA, and in Sweden, where he currently lives.
- ✪ Can speak four languages (English, Swedish, Danish, Norwegian).

## TAYLOR GAME-BY-GAME (SENIOR)

Opponent	M	FG-A	3P-A	FT-A	Reb	PF	A	T	B	S	PTS
N11 Oregon	32	8-16	0-1	5-7	11	2	4	2	1	5	21
N13 Cleveland State	34	3-8	1-3	2-3	4	1	1	6	0	1	9
N15 Bucknell	23	6-10	2-4	0-1	6	2	2	0	0	0	14
N19 N.C. State	32	5-11	1-4	6-11	8	1	5	4	0	2	17
N21 Oregon State	29	6-13	0-2	1-2	8	1	2	3	1	2	13
N25 Monmouth	15	6-13	0-3	4-8	2	1	5	1	0	1	16
N28 Xavier	41	6-11	1-2	5-6	5	2	2	3	2	0	18
D2 @Louisville	41	4-11	3-7	0-2	6	3	2	5	0	4	11
D7 @Davidson	34	12-17	3-4	3-3	4	2	0	3	2	1	30
D17 Indiana State	34	8-15	3-6	2-4	6	2	2	2	0	2	21
D19 Longwood	23	12-14	2-2	3-5	5	0	0	1	0	1	29
D21 Lafayette	26	7-13	1-4	1-1	4	1	1	3	1	2	16
D29 @Marquette	32	7-14	2-5	3-4	4	2	1	3	0	2	19
J2 Miami (Ohio)	33	5-11	1-3	0-1	5	0	3	3	0	0	11
J7 Auburn	28	5-11	3-5	3-4	5	2	1	3	0	2	16
J10 @South Carolina	32	4-6	3-4	0-0	3	2	3	4	0	1	11
J14 Georgia	35	4-6	1-1	7-13	9	3	1	9	2	9	16
J19 @Alabama	34	5-11	2-4	5-6	6	2	1	2	0	0	17
J21 Mississippi State											
J24 Tennessee											
J28 MTSU											
J31 @Arkansas											
F4 @Florida											
F8 LSU											
F11 Kentucky											
F16 @Ole Miss											
F19 @Georgia											
F22 South Carolina											
F25 @Kentucky											
F28 Florida											
M3 @Tennessee											

## Taylor's Overall Statistics at Vanderbilt

Year	GP	GS	Min	Avg	FG	FGA	Pct	3FG	3FGA	Pct	FT	FTA	Pct	Off	Def	Tot	Avg	PF	FO	Ast	TO	Blk	Stl	Pts	Avg
2008-09	31	31	805	26.0	136	271	.502	9	41	.220	96	139	.691	82	110	192	6.2	76	5	53	69	12	29	377	12.2
2009-10	33	33	883	26.8	148	300	.493	1	11	.091	141	189	.746	64	108	172	5.2	87	2	57	74	13	36	438	13.3
2010-11	34	33	1078	31.7	171	381	.449	39	113	.345	120	167	.719	57	131	188	5.5	83	3	80	87	19	35	501	14.7
2011-12	18	18	568	31.6	113	211	.536	29	64	.453	50	81	.617	42	59	101	5.6	29	0	36	48	9	26	305	16.9
<b>TOTAL</b>	<b>116</b>	<b>115</b>	<b>3334</b>	<b>28.7</b>	<b>568</b>	<b>1163</b>	<b>.488</b>	<b>78</b>	<b>229</b>	<b>.341</b>	<b>407</b>	<b>576</b>	<b>.707</b>	<b>245</b>	<b>408</b>	<b>653</b>	<b>5.6</b>	<b>275</b>	<b>10</b>	<b>226</b>	<b>278</b>	<b>53</b>	<b>126</b>	<b>1621</b>	<b>14.0</b>

## Taylor's SEC Statistics at Vanderbilt

Year	GP	GS	Min	Avg	FG	FGA	Pct	3pt	3ptA	Pct	FT	FTA	Pct	Off	Def	Tot	Avg	PF	FO	Ast	TO	Blk	Stl	Pts	Avg
2008-09	16	16	425	26.6	64	131	.489	4	12	.333	53	76	.697	47	53	100	6.3	38	3	30	43	5	12	185	11.6
2009-10	16	16	444	27.8	68	137	.496	0	3	.000	83	108	.769	25	46	71	4.4	46	2	29	40	7	20	219	13.7
2010-11	16	15	540	33.8	80	200	.400	18	58	.310	49	72	.681	35	56	91	5.7	44	2	40	36	8	21	227	14.2
2011-12	4	4	129	32.2	18	34	.529	9	14	.643	15	23	.652	7	16	23	5.8	9	0	6	9	2	3	60	15.0
<b>TOTAL</b>	<b>52</b>	<b>51</b>	<b>1538</b>	<b>29.6</b>	<b>230</b>	<b>502</b>	<b>.458</b>	<b>31</b>	<b>87</b>	<b>.356</b>	<b>200</b>	<b>279</b>	<b>.717</b>	<b>114</b>	<b>171</b>	<b>285</b>	<b>5.5</b>	<b>137</b>	<b>7</b>	<b>105</b>	<b>128</b>	<b>22</b>	<b>56</b>	<b>691</b>	<b>13.3</b>





## STEVE TCHIENGANG

33

Senior, Forward  
6' 9" 240 lbs.  
Douala, Cameroon  
Montverde Acad. (Fla.)/  
Cypress Comm. Christian  
(Texas)

## SEASON HIGHS

**Points:** 10, vs. S. Carolina (1/10/12)  
**FG Made:** 4, vs. S. Carolina (1/10/12)  
**FG Atts:** 7, vs. Longwood (12/19/11)  
**3FG Made:** 1, 2x, last vs. Xavier (11/28/11)  
**3FG Atts:** 2, 2x, last vs. Bucknell (11/15/11)  
**FT Made:** 4, vs. Oregon State (11/21/11)  
**FT Atts:** 5, vs. N.C. State (11/19/11)  
**Rebounds:** 11, vs. N.C. State (11/19/11)  
**Assists:** 2, 3x, last vs. Indiana State (12/17/11)  
**Turnovers:** 3, 2x, vs. Indiana State (12/17/11)  
**Blocks:** 2, 2x, last vs. Xavier (11/28/11)  
**Steals:** 2, vs. Cleveland St. (11/13/11)  
**Minutes:** 40, vs. Louisville (12/02/11)

## CAREER HIGHS

**Points:** 15, vs. SE La. (12/18/10);  
**FG Made:** 5, 2x, last at S. Carolina (1/8/11);  
**FG Atts:** 9, at S. Carolina (1/8/11);  
**3FG Made:** 2, 4x, last vs. Kentucky (2/12/11);  
**3FG Atts:** 4, 2x, last vs. App. State (11/27/10);  
**FT Made:** 5, at Georgia (2/25/09);  
**FT Atts:** 8, vs. Davidson (1/2/11);  
**Rebounds:** 11, vs. N.C. State (11/19/11)  
**Assists:** 3, vs. Kentucky (2/12/11);  
**Turnovers:** 4, vs. S. Carolina (3/6/10);  
**Blocks:** 4, vs. Nebraska (11/18/10);  
**Steals:** 2, 3x, last vs. Cleveland St. (11/13/11);  
**Minutes:** 40, vs. Louisville (12/02/11)

## MISCELLANEOUS

	2011-12	Career
Double-Digit Scoring	1	8
Double-Digit Reb.	2	2
Starts	10	27

## TCHIENGANG NOTEBOOK

- Started at the five spot for the injured Festus Ezeli for the first six weeks of the season.
- Scored season-high 10 points against South Carolina (1/10) on a season-high four made field goals.
- Did not play vs. Monmouth because of concussion symptoms.
- Broke his previous career high of 9 rebounds with 10 against Cleveland St. (11/13/11), then had 11 rebounds vs. N.C. State (11/19/11).
- Played a career-high 34 minutes vs. N.C. State (11/19/11)
- 6'9 forward/center who is a physical presence around the basket who can step out and hit a perimeter jumpshot to keep defenses honest.
- Will see time at the center position as Festus Ezeli recovers from a preseason knee injury.
- Played in all 34 games in 2010-11 and averaged 4.8 points and 3.0 rebounds per game.
- Scored in double-digits seven times in 2010-11, including a career-high 15 points against Southeastern Louisiana (12/18).
- Tallied 10 points against Tennessee (2/22).
- Scored 12 points and added 3 assists vs. Kentucky (2/12).
- Shot 41.5% from three on the season (22-53).
- Originally from Cameroon, he is very involved in the Nashville community, especially with African refugees.
- Speaks French and English. James Siakam is also a fellow Cameroonian.

## TCHIENGANG GAME-BY-GAME (SENIOR)

Opponent	M	FG-A	3P-A	FT-A	Reb	PF	A	T	B	S	PTS
N11 Oregon	21	2-3	0-0	0-0	3	2	0	1	2	0	4
N13 Cleveland State	25	1-5	0-2	3-3	10	4	2	1	1	2	5
N15 Bucknell	21	2-4	1-2	2-2	3	1	0	0	0	0	7
N19 N.C. State	34	2-4	0-1	2-5	11	1	1	1	0	0	6
N21 Oregon State	24	2-2	1-1	4-4	5	3	1	1	0	0	9
N25 Monmouth					DNP						
N28 Xavier	21	1-1	1-1	0-0	4	5	2	2	2	1	3
D2 @Louisville	40	0-1	0-1	1-2	5	3	1	1	1	1	1
D7 @Davidson	8	0-1	0-0	0-0	0	4	0	3	0	0	0
D17 Indiana State	17	0-3	0-1	2-4	3	1	2	3	1	0	3
D19 Longwood	25	3-7	0-1	1-2	4	2	0	0	0	1	7
D21 Lafayette	14	1-1	0-0	0-0	9	1	0	1	0	0	2
D29 @Marquette	13	0-2	0-1	4-4	0	5	0	1	0	1	4
J2 Miami (Ohio)	18	2-3	0-0	2-2	4	1	0	0	0	0	6
J7 Auburn	18	0-1	0-1	0-0	5	2	0	1	1	0	0
J10 @South Carolina	19	4-5	0-1	2-2	1	3	0	1	0	1	10
J14 Georgia	17	1-2	0-0	0-0	2	3	0	1	0	0	2
J19 @Alabama	16	1-4	0-1	0-0	5	1	0	0	0	0	2
J21 Mississippi State											
J24 Tennessee											
J28 MTSU											
J31 @Arkansas											
F4 @Florida											
F8 LSU											
F11 Kentucky											
F16 @Ole Miss											
F19 @Georgia											
F22 South Carolina											
F25 @Kentucky											
F28 Florida											
M3 @Tennessee											

## Tchiengang's Overall Statistics at Vanderbilt

Year	GP	GS	Min	Avg	FG	FGA	Pct	3FG	3FGA	Pct	FT	FTA	Pct	Off	Def	Tot	Avg	PF	FO	Ast	TO	Blk	Stl	Pts	Avg
2008-09	25	16	432	17.3	28	85	.329	12	39	.308	23	32	.719	23	56	79	3.2	71	2	12	30	11	9	91	3.6
2009-10	33	1	382	11.6	38	75	.507	5	13	.385	31	51	.608	31	52	83	2.5	74	2	7	37	5	7	112	3.4
2010-11	34	0	559	16.4	53	118	.449	22	53	.415	34	45	.756	32	70	102	3.0	72	2	15	34	12	11	162	4.8
2011-12	17	12	351	20.6	22	49	.449	3	14	.214	23	30	.767	22	52	74	4.4	42	2	9	18	8	7	70	4.1
<b>TOTAL</b>	<b>109</b>	<b>29</b>	<b>1724</b>	<b>15.8</b>	<b>141</b>	<b>327</b>	<b>.431</b>	<b>42</b>	<b>119</b>	<b>.353</b>	<b>111</b>	<b>158</b>	<b>.703</b>	<b>108</b>	<b>230</b>	<b>338</b>	<b>3.1</b>	<b>259</b>	<b>8</b>	<b>43</b>	<b>119</b>	<b>36</b>	<b>34</b>	<b>435</b>	<b>4.0</b>

## Tchiengang's SEC Statistics at Vanderbilt

Year	GP	GS	Min	Avg	FG	FGA	Pct	3pt	3ptA	Pct	FT	FTA	Pct	Off	Def	Tot	Avg	PF	FO	Ast	TO	Blk	Stl	Pts	Avg
2008-09	16	10	279	17.4	20	55	.364	9	26	.346	18	23	.783	13	37	50	3.1	48	2	7	20	8	7	67	4.2
2009-10	16	1	207	12.9	18	36	.500	3	6	.500	18	30	.600	16	30	46	2.9	42	2	3	20	2	2	57	3.6
2010-11	16	0	253	15.8	22	54	.407	8	22	.364	10	15	.667	11	23	34	2.1	38	2	5	15	3	4	62	3.9
2011-12	4	0	70	17.5	6	12	.500	0	3	.000	2	2	1.000	4	9	13	3.3	9	0	0	3	1	1	14	3.5
<b>TOTAL</b>	<b>52</b>	<b>11</b>	<b>809</b>	<b>15.6</b>	<b>66</b>	<b>157</b>	<b>.420</b>	<b>20</b>	<b>57</b>	<b>.351</b>	<b>48</b>	<b>70</b>	<b>.686</b>	<b>44</b>	<b>99</b>	<b>143</b>	<b>2.8</b>	<b>137</b>	<b>6</b>	<b>15</b>	<b>58</b>	<b>14</b>	<b>14</b>	<b>200</b>	<b>3.8</b>



## BRAD TINSLEY

1

Senior, Guard  
6' 3" 210 lbs.  
Oregon City, Ore.  
Oregon City HS

## SEASON HIGHS

**Points:** 16, vs. Monmouth (11/25/11)  
**FG Made:** 5, 4x, last vs. Auburn (1/7/12)  
**FG Atts:** 15, vs. Bucknell (11/15/11)  
**3FG Made:** 3, 2x, last vs. S. Carolina (1/10/12)  
**3FG Atts:** 7, vs. Bucknell (11/15/11)  
**FT Made:** 8, vs. Monmouth (11/25/11)  
**FT Atts:** 8, vs. Monmouth (11/25/11)  
**Rebounds:** 10, vs. Lafayette (12/21/11)  
**Assists:** 10, vs. Lafayette (12/21/11)  
**Turnovers:** 5, vs. Alabama (1/19/12)  
**Blocks:** 1, 3x, last vs. Georgia (1/14/12)  
**Steals:** 2, 4x, last vs. Longwood (12/19/11)  
**Minutes:** 40, vs. Louisville (12/02/11)

## CAREER HIGHS

**Points:** 20, vs. Alabama (3/12/09);  
**FG Made:** 7, 3x, last at LSU (2/26/11);  
**FG Atts:** 15, at Kentucky (1/10/09);  
**3FG Made:** 5, 2x, last vs. Alabama (3/12/09);  
**3FG Atts:** 10, 2x, last vs. Alabama (3/12/09);  
**FT Made:** 8, 5x, last vs. Monmouth (11/25/11);  
**FT Atts:** 10, vs. St. Mary's (1/22/11);  
**Rebounds:** 10, 3x, last vs. Lafayette (12/21/11);  
**Assists:** 10, 2x, last vs. Lafayette (12/21/11);  
**Turnovers:** 6, 2x, last vs. Tenn. St. (12/19/09);  
**Blocks:** 1, 7x, last vs. North Carolina (11/21/10);  
**Steals:** 3, 3x, last vs. Presbyterian (11/12/10);  
**Minutes:** 40, vs. Louisville (12/02/11)

## MISCELLANEOUS

	2011-12	Career
Double-Digit Scoring	10	56
Double-Digit Reb.	-	2
Double-Doubles	-	1
Triple-Doubles	-	1
5+ Assists	7	35
3+ 3-FGs	-	14

## TINSLEY NOTEBOOK

- ✪ Ranks second in SEC in assist-to-turnover ratio in all games (2.0) and first in assists in SEC games (6.0).
- ✪ Ranks in the top 10 on VU's all-time lists in free throw percentage (7th), assists (7th), and assists/game (5th).
- ✪ Scored game-winning bucket vs. Oregon State in finals of TicketCity Legends Classic. Tied a career-high with 10 assists against Lafayette (12/21).
- ✪ Tallied season-high 16 points vs. Monmouth (11/25); was 8-for-8 from charity stripe.
- ✪ Scored 14 points on 5-8 shooting vs. N.C. State (11/19).
- ✪ Tinsley scored 13 points vs. Oregon (11/11) and 12 vs. Bucknell (11/15).
- ✪ Combo guard who played both guard positions as a freshman and sophomore, and started all 34 games at the point guard position as a junior.
- ✪ Posted the school's first triple-double in the team's season opener in 2010 against Presbyterian.
- ✪ Tallied 11 points, 10 rebounds, and 10 assists against Presbyterian. The 10 rebounds and 10 assists were both career highs. It was also his first career double-double.
- ✪ Averaged 10.6 points, 4.6 assists, and 3.7 rebounds per game in 2010-11, and led the SEC in assists in all games (4.5).
- ✪ Had five or more assists in 18 games in 2010-11 and has 27 in his career.
- ✪ Dished out nine assists vs. South Carolina (2/5) and at Kentucky (3/1); had eight assists against Marquette (12/29).
- ✪ Second in the SEC in assist to turnover ratio in all games (2.2).
- ✪ Second on VU's single-season junior assist list with 155.
- ✪ Scored in double figures in 19 games with a season-high 18 points coming against Saint Mary's.
- ✪ Originally from Oregon City, Oregon, he is the state's second all-time leading scorer, behind Kevin Love, in "big school" competition, and the fifth all-time leading scorer for all schools (2,330 points).
- ✪ His mom and dad, Carl and Kathy, have moved to Nashville every basketball season of his career, and will do the same this season.
- ✪ Advice to youngsters: "Enjoy your childhood because it goes by fast."

## TINSLEY GAME-BY-GAME (SENIOR)

Opponent	M	FG-A	3P-A	FT-A	Reb	PF	A	T	B	S	PTS
N11 Oregon	17	5-7	2-4	1-2	2	2	3	0	0	0	13
N13 Cleveland State	21	3-6	0-1	1-2	2	1	2	3	0	2	7
N15 Bucknell	31	5-15	1-7	1-2	5	3	2	0	1	0	12
N19 N.C. State	33	5-8	2-3	2-2	2	3	4	3	0	0	14
N21 Oregon State	29	4-6	1-3	0-0	2	1	2	3	0	1	9
N25 Monmouth	27	3-4	2-3	8-8	1	3	1	3	0	1	16
N28 Xavier	32	2-9	0-4	0-0	2	0	7	4	0	2	4
D2 @Louisville	40	2-9	2-4	2-4	3	1	5	4	0	0	8
D7 @Davidson	31	3-9	1-2	1-2	5	2	1	1	0	0	8
D17 Indiana State	35	5-8	2-4	0-0	6	0	3	0	1	2	12
D19 Longwood	26	3-6	3-5	3-3	3	1	3	2	0	2	12
D21 Lafayette	27	3-5	1-2	0-0	5	2	10	2	0	1	7
D29 @Marquette	29	3-5	2-3	3-3	2	0	8	3	0	0	11
J2 Miami (Ohio)	27	2-4	1-1	6-6	2	1	4	1	0	1	11
J7 Auburn	25	5-8	2-5	0-0	3	0	6	1	0	1	12
J10 @South Carolina	29	4-5	3-4	2-2	0	1	9	2	0	0	13
J14 Georgia	29	3-6	0-0	0-1	5	2	4	0	1	0	6
J19 @Alabama	29	1-3	0-1	2-2	2	1	5	5	0	1	4
J21 Mississippi State											
J24 Tennessee											
J28 MTSU											
J31 @Arkansas											
F4 @Florida											
F8 LSU											
F11 Kentucky											
F16 @Ole Miss											
F19 @Georgia											
F22 South Carolina											
F25 @Kentucky											
F28 Florida											
M3 @Tennessee											

## Tinsley's Overall Statistics at Vanderbilt

Year	GP	GS	Min	Avg	FG	FGA	Pct	3FG	3FGA	Pct	FT	FTA	Pct	Off	Def	Tot	Avg	PF	FO	Ast	TO	Blk	Stl	Pts	Avg
2008-09	31	28	960	31.0	108	258	.419	69	168	.411	56	68	.824	7	72	79	2.5	36	0	86	64	5	20	341	11.0
2009-10	33	27	858	26.0	77	190	.405	31	105	.295	44	51	.863	5	78	83	2.5	38	0	94	60	5	15	229	6.9
2010-11	34	34	1111	32.7	115	264	.436	45	122	.369	84	102	.824	9	117	126	3.7	36	0	155	63	7	28	359	10.6
2011-12	18	18	506	28.1	61	123	.496	25	56	.446	32	39	.821	4	48	52	2.9	24	0	79	37	3	14	179	9.9
<b>TOTAL</b>	<b>116</b>	<b>107</b>	<b>3435</b>	<b>29.6</b>	<b>361</b>	<b>835</b>	<b>.432</b>	<b>170</b>	<b>451</b>	<b>.377</b>	<b>216</b>	<b>260</b>	<b>.831</b>	<b>25</b>	<b>315</b>	<b>340</b>	<b>2.9</b>	<b>134</b>	<b>0</b>	<b>414</b>	<b>224</b>	<b>20</b>	<b>77</b>	<b>1108</b>	<b>9.6</b>

## Tinsley's SEC Statistics at Vanderbilt

Year	GP	GS	Min	Avg	FG	FGA	Pct	3pt	3ptA	Pct	FT	FTA	Pct	Off	Def	Tot	Avg	PF	FO	Ast	TO	Blk	Stl	Pts	Avg
2008-09	16	15	508	31.8	56	135	.415	32	83	.386	31	36	.861	5	38	43	2.7	20	0	47	35	3	9	175	10.9
2009-10	16	13	420	26.3	38	98	.388	11	46	.239	31	33	.939	4	42	46	2.9	20	0	45	23	2	7	118	7.4
2010-11	16	16	545	34.1	54	121	.446	19	51	.373	43	48	.896	4	47	51	3.2	18	0	66	28	1	12	170	10.6
2011-12	4	4	112	28.0	13	22	.591	5	10	.500	4	5	.800	1	9	10	2.5	4	0	24	8	1	2	35	8.8
<b>TOTAL</b>	<b>52</b>	<b>48</b>	<b>1585</b>	<b>30.5</b>	<b>161</b>	<b>376</b>	<b>.428</b>	<b>67</b>	<b>190</b>	<b>.353</b>	<b>109</b>	<b>122</b>	<b>.893</b>	<b>14</b>	<b>136</b>	<b>150</b>	<b>2.9</b>	<b>62</b>	<b>0</b>	<b>182</b>	<b>94</b>	<b>7</b>	<b>30</b>	<b>498</b>	<b>9.6</b>

**2011-12 Vanderbilt Basketball**  
**Vanderbilt Combined Team Statistics (as of Jan 20, 2012)**  
**All games**

RECORD:	OVERALL	HOME	AWAY	NEUTRAL
ALL GAMES	14-4	8-3	4-1	2-0
CONFERENCE	4-0	2-0	2-0	0-0
NON-CONFERENCE	10-4	6-3	2-1	2-0

			Total				3-Point		F-Throw		Rebounds													
##	Player	gp-gs	min	avg	fg-fga	fg%	3fg-fga	3fg%	ft-fa	ft%	off	def	tot	avg	pf	dq	a	to	blk	stl	pts	avg		
23	JENKINS, John	17-17	557	32.8	109-226	.482	67-148	.453	51-60	.850	12	41	53	3.1	25	0	20	32	5	13	336	19.8		
44	TAYLOR, Jeffery	18-18	568	31.6	113-211	.536	29-64	.453	50-81	.617	42	59	101	5.6	29	0	36	48	9	26	305	16.9		
05	GOULBOURNE, Lance	18-17	520	28.9	61-123	.496	9-27	.333	51-76	.671	35	99	134	7.4	40	0	18	36	21	27	182	10.1		
01	TINSLEY, Brad	18-18	506	28.1	61-123	.496	25-56	.446	32-39	.821	4	48	52	2.9	24	0	79	37	3	14	179	9.9		
03	EZELI, Festus	8-5	161	20.1	18-38	.474	0-0	.000	20-38	.526	18	28	46	5.8	24	2	2	15	13	3	56	7.0		
33	TCHIENGANG, Steve	17-12	351	20.6	22-49	.449	3-14	.214	23-30	.767	22	52	74	4.4	42	2	9	18	8	7	70	4.1		
45	ODOM, Rod	18-2	285	15.8	24-56	.429	12-29	.414	7-15	.467	18	22	40	2.2	41	0	5	17	6	5	67	3.7		
40	HENDERSON, Josh	7-0	67	9.6	8-17	.471	0-0	.000	5-9	.556	12	9	21	3.0	14	0	5	5	0	1	21	3.0		
02	JOHNSON, Kedren	18-0	231	12.8	18-54	.333	8-26	.308	9-11	.818	1	20	21	1.2	17	0	31	24	4	12	53	2.9		
24	PARKER, Dai-Jon	18-0	216	12.0	13-48	.271	7-30	.233	6-9	.667	1	18	19	1.1	13	0	13	9	6	5	39	2.2		
12	SMART, Jordan	5-0	12	2.4	3-3	1.000	2-2	1.000	0-0	.000	0	2	2	0.4	2	0	0	0	0	0	8	1.6		
11	FULLER, Kyle	12-1	109	9.1	6-21	.286	0-8	.000	4-6	.667	2	12	14	1.2	7	0	14	9	0	5	16	1.3		
34	MOATS, Shelby	8-0	49	6.1	3-10	.300	2-8	.250	0-1	.000	3	7	10	1.3	7	0	5	4	0	1	8	1.0		
35	SIAMAM, James	7-0	16	2.3	0-2	.000	0-0	.000	2-4	.500	0	1	1	0.1	0	0	0	1	0	0	2	0.3		
14	NOLL, Aaron	2-0	2	1.0	0-1	.000	0-0	.000	0-0	.000	1	0	1	0.5	0	0	0	0	0	0	0	0.0		
Team											21	38	59					7						
Total.....		18	3650		459-982	.467	164-412	.398	260-379	.686	192	456	648	36.0	285	4	237	262	75	119	1342	74.6		
Opponents.....		18	3650		437-1043	.419	103-320	.322	193-289	.668	196	391	587	32.6	329	-	212	250	49	148	1170	65.0		

TEAM STATISTICS	VANDY	OPP	Date	Opponent	Score	Att.
SCORING	1342	1170	11/11/11	OREGON	w 78-64	14316
Points per game	74.6	65.0	11/13/11	CLEVELAND STATE	L 58-71	13503
Scoring margin	+9.6	-	11/15/11	BUCKNELL	w 80-68	12543
FIELD GOALS-ATT	459-982	437-1043	11/19/11	vs North Carolina State	w 86-79	4187
Field goal pct	.467	.419	11/21/11	vs Oregon State	w 64-62	3294
3 POINT FG-ATT	164-412	103-320	11/25/11	MONMOUTH	w 95-73	12807
3-point FG pct	.398	.322	11/28/11	XAVIER	Lot 70-82	14316
3-pt FG made per game	9.1	5.7	12/2/11	at Louisville	Lot 60-62	22728
FREE THROWS-ATT	260-379	193-289	12/07/11	at Davidson	w 87-83	4475
Free throw pct	.686	.668	12/17/11	INDIANA STATE	L 55-61	13310
F-Throws made per game	14.4	10.7	12/19/11	LONGWOOD	w 99-71	12886
REBOUNDS	648	587	12/21/11	LAFAYETTE	w 89-58	13034
Rebounds per game	36.0	32.6	12/29/11	at Marquette	w 74-57	15684
Rebounding margin	+3.4	-	1/2/12	MIAMI (OHIO)	w 69-62	13162
ASSISTS	237	212	* 1/7/12	AUBURN	w 65-35	13473
Assists per game	13.2	11.8	* 1/10/12	at South Carolina	w 67-57	8353
TURNOVERS	262	250	* 1/14/12	GEORGIA	w 77-66	14316
Turnovers per game	14.6	13.9	* 01/19/12	at Alabama	w 69-59	12202
Turnover margin	-0.7	-				
Assist/turnover ratio	0.9	0.8				
STEALS	119	148				
Steals per game	6.6	8.2				
BLOCKS	75	49				
Blocks per game	4.2	2.7				
ATTENDANCE	147666	70923				
Home games-Avg/Game	11-13424	5-12688				
Neutral site-Avg/Game	-	2-3740				

\* - Conference game

Score by Periods	1st	2nd	OT	Totals
Vanderbilt	628	700	14	1342
Opponents	496	646	28	1170

**2011-12 Vanderbilt Basketball**  
**Vanderbilt Combined Team Statistics (as of Jan 19, 2012)**  
**Conference games**

<b>RECORD:</b>	<b>OVERALL</b>	<b>HOME</b>	<b>AWAY</b>	<b>NEUTRAL</b>
ALL GAMES	4-0	2-0	2-0	0-0
CONFERENCE	4-0	2-0	2-0	0-0
NON-CONFERENCE	0-0	0-0	0-0	0-0

#	Player	gp-gs	min	avg	Total		3-Point		F-Throw		Rebounds				pf	dq	a	to	blk	stl	pts	avg
					fg-fga	fg%	3fg-fga	3fg%	ft-fa	ft%	off	def	tot	avg								
23	JENKINS, John	4-4	124	31.0	19-42	.452	16-34	.471	15-15	1.000	5	14	19	4.8	1	0	7	11	0	1	69	17.3
44	TAYLOR, Jeffery	4-4	129	32.2	18-34	.529	9-14	.643	15-23	.652	7	16	23	5.8	9	0	6	9	2	3	60	15.0
01	TINSLEY, Brad	4-4	112	28.0	13-22	.591	5-10	.500	4-5	.800	1	9	10	2.5	4	0	24	8	1	2	35	8.8
05	GOULBOURNE, Lance	4-4	109	27.3	9-23	.391	2-7	.286	15-20	.750	7	20	27	6.8	6	0	5	7	6	5	35	8.8
03	EZELI, Festus	4-4	81	20.3	9-16	.563	0-0	.000	9-21	.429	9	13	22	5.5	15	1	1	5	6	1	27	6.8
45	ODOM, Rod	4-0	56	14.0	6-12	.500	4-7	.571	3-6	.500	1	5	6	1.5	7	0	2	5	1	0	19	4.8
24	PARKER, Dai-Jon	4-0	59	14.8	4-7	.571	3-5	.600	4-5	.800	0	9	9	2.3	3	0	2	1	0	0	15	3.8
33	TCHIENGANG, Steve	4-0	70	17.5	6-12	.500	0-3	.000	2-2	1.000	4	9	13	3.3	9	0	0	3	1	1	14	3.5
11	FULLER, Kyle	2-0	8	4.0	1-4	.250	0-1	.000	0-0	.000	0	1	1	0.5	0	0	1	2	0	0	2	1.0
02	JOHNSON, Kedren	4-0	44	11.0	1-8	.125	0-3	.000	0-0	.000	0	3	3	0.8	5	0	5	4	2	3	2	0.5
34	MOATS, Shelby	1-0	3	3.0	0-0	.000	0-0	.000	0-0	.000	0	0	0	0.0	0	0	0	0	0	0	0	0.0
35	SIAMAM, James	1-0	3	3.0	0-0	.000	0-0	.000	0-0	.000	0	1	1	1.0	0	0	0	0	0	0	0	0.0
12	SMART, Jordan	1-0	2	2.0	0-0	.000	0-0	.000	0-0	.000	0	1	1	1.0	0	0	0	0	0	0	0	0.0
Team											7	10	17				2					
Total.....		4	800		86-180	.478	39-84	.464	67-97	.691	41	111	152	38.0	59	1	53	57	19	16	278	69.5
Opponents.....		4	800		81-232	.349	21-77	.273	34-51	.667	51	66	117	29.3	76	-	36	39	15	33	217	54.2

<b>TEAM STATISTICS</b>	<b>VANDY</b>	<b>OPP</b>	<b>Date</b>	<b>Opponent</b>	<b>Score</b>	<b>Att.</b>
SCORING	278	217	*	1/7/12	AUBURN	w 65-35 13473
Points per game	69.5	54.2	*	1/10/12	at South Carolina	w 67-57 8353
Scoring margin	+15.3	-	*	1/14/12	GEORGIA	w 77-66 14316
FIELD GOALS-ATT	86-180	81-232	*	01/19/12	at Alabama	w 69-59 12202
Field goal pct	.478	.349	* - Conference game			
3 POINT FG-ATT	39-84	21-77				
3-point FG pct	.464	.273				
3-pt FG made per game	9.8	5.3				
FREE THROWS-ATT	67-97	34-51				
Free throw pct	.691	.667				
F-Throws made per game	16.8	8.5				
REBOUNDS	152	117				
Rebounds per game	38.0	29.3				
Rebounding margin	+8.8	-				
ASSISTS	53	36				
Assists per game	13.3	9.0				
TURNOVERS	57	39				
Turnovers per game	14.3	9.8				
Turnover margin	-4.5	-				
Assist/turnover ratio	0.9	0.9				
STEALS	16	33				
Steals per game	4.0	8.3				
BLOCKS	19	15				
Blocks per game	4.8	3.8				
ATTENDANCE	27789	20555				
Home games-Avg/Game	2-13894	2-10278				
Neutral site-Avg/Game	-	0-0				

<b>Score by Periods</b>	<b>1st</b>	<b>2nd</b>	<b>Totals</b>
Vanderbilt	122	156	278
Opponents	82	135	217



**2011-12 Vanderbilt Basketball**  
**Vanderbilt Team Game-by-Game (as of Jan 20, 2012)**  
**All games**

**TEAM STATISTICS**

Opponent	Date	Score		Total		3-Pointers		Free throws		Rebounds				pf	a	t/o	blk	stl	pts	avg
				fg-fga	pct	3fg-fga	pct	ft-fta	pct	off	def	tot	avg							
OREGON	11/11/11	78-64	W	27-66	.409	9-28	.321	15-27	.556	17	24	41	41.0	20	16	8	6	11	78	78.0
CLEVELAND STATE	11/13/11	58-71	L	18-51	.353	4-17	.235	18-26	.692	13	22	35	38.0	15	6	21	3	10	58	68.0
BUCKNELL	11/15/11	80-68	W	31-68	.456	10-30	.333	8-15	.533	14	25	39	38.3	16	13	5	3	2	80	72.0
vs North Carolina State	11/19/11	86-79	W	28-54	.519	9-25	.360	21-33	.636	11	25	36	37.8	20	14	17	1	8	86	75.5
vs Oregon State	11/21/11	64-62	W	26-55	.473	7-19	.368	5-6	.833	11	22	33	36.8	15	12	22	2	5	64	73.2
MONMOUTH	11/25/11	95-73	W	32-56	.571	11-25	.440	20-27	.741	9	28	37	36.8	15	16	15	2	9	95	76.8
XAVIER	11/28/11	70-82	Lot	27-64	.422	7-22	.318	9-12	.750	9	24	33	36.3	20	16	18	10	7	70	75.9
at Louisville	12/2/11	60-62	Lot	18-44	.409	10-26	.385	14-24	.583	8	23	31	35.6	14	10	18	2	7	60	73.9
at Davidson	12/07/11	87-83	W	30-62	.484	7-15	.467	20-26	.769	14	24	38	35.9	27	8	15	6	4	87	75.3
INDIANA STATE	12/17/11	55-61	L	19-50	.380	6-22	.273	11-18	.611	7	27	34	35.7	10	9	15	4	4	55	73.3
LONGWOOD	12/19/11	99-71	W	36-71	.507	12-29	.414	15-21	.714	13	25	38	35.9	10	13	10	2	11	99	75.6
LAFAYETTE	12/21/11	89-58	W	35-60	.583	15-30	.500	4-6	.667	7	28	35	35.8	13	21	15	2	9	89	76.8
at Marquette	12/29/11	74-57	W	23-49	.469	10-22	.455	18-24	.750	9	30	39	36.1	23	17	17	4	9	74	76.5
MIAMI (OHIO)	1/2/12	69-62	W	23-52	.442	8-18	.444	15-17	.882	9	18	27	35.4	8	13	9	9	7	69	76.0
AUBURN	1/7/12	65-35	W	22-49	.449	13-29	.448	8-16	.500	10	32	42	35.9	14	12	11	6	8	65	75.3
at South Carolina	1/10/12	67-57	W	23-40	.575	13-22	.591	8-8	1.000	7	20	27	35.3	15	19	18	2	4	67	74.8
GEORGIA	1/14/12	77-66	W	21-41	.512	5-15	.333	30-44	.682	11	24	35	35.3	18	10	11	5	2	77	74.9
at Alabama	01/19/12	69-59	W	20-50	.400	8-18	.444	21-29	.724	13	35	48	36.0	12	12	17	6	2	69	74.6
Vanderbilt		1342		459-982	.467	164-412	.398	260-379	.686	192	456	648	36.0	285	237	262	75	119	1342	74.6
Opponents		1170		437-1043	.419	103-320	.322	193-289	.668	196	391	587	32.6	329	212	250	49	148	1170	65.0

Games played: 18  
Points/game: 74.6  
FG Pct: 46.7  
3FG Pct: 39.8  
FT Pct: 68.6

Rebounds/game: 36.0  
Assists/game: 13.2  
Turnovers/game: 14.6  
Assist/turnover ratio: 0.9  
Steals/game: 6.6  
Blocks/game: 4.2

2011-12 Vanderbilt Basketball  
Vanderbilt Opponent Game-by-Game (as of Jan 20, 2012)  
All games

OPPONENT STATISTICS

Opponent	Date	Score		Total		3-Pointers		Free throws		Rebounds				pf	a	t/o	blk	stl	pts	avg
				fg-fga	pct	3fg-fga	pct	ft-fta	pct	off	def	tot	avg							
OREGON	11/11/11	78-64	W	26-53	.491	6-20	.300	6-17	.353	11	28	39	39.0	24	15	20	5	4	64	64.0
CLEVELAND STATE	11/13/11	58-71	L	27-54	.500	5-17	.294	12-20	.600	10	26	36	37.5	21	13	16	4	15	71	67.5
BUCKNELL	11/15/11	80-68	W	24-51	.471	4-10	.400	16-20	.800	3	29	32	35.7	19	10	8	2	3	68	67.7
vs North Carolina State	11/19/11	86-79	W	31-62	.500	4-11	.364	13-22	.591	10	24	34	35.2	22	16	13	1	12	79	70.5
vs Oregon State	11/21/11	64-62	W	26-60	.433	2-14	.143	8-14	.571	13	18	31	34.4	12	14	17	6	15	62	68.8
MONMOUTH	11/25/11	95-73	W	26-58	.448	8-19	.421	13-17	.765	7	17	24	32.7	21	14	17	0	10	73	69.5
XAVIER	11/28/11	70-82	Lot	28-74	.378	6-15	.400	20-27	.741	25	29	54	35.7	17	8	15	4	8	82	71.3
at Louisville	12/2/11	60-62	Lot	25-60	.417	5-20	.250	7-11	.636	14	23	37	35.9	18	13	16	3	7	62	70.1
at Davidson	12/07/11	87-83	W	27-61	.443	5-22	.227	24-31	.774	12	20	32	35.4	22	15	10	3	8	83	71.6
INDIANA STATE	12/17/11	55-61	L	22-51	.431	10-21	.476	7-10	.700	4	25	29	34.8	14	14	15	1	8	61	70.5
LONGWOOD	12/19/11	99-71	W	26-59	.441	10-20	.500	9-10	.900	8	24	32	34.5	18	14	19	2	2	71	70.5
LAFAYETTE	12/21/11	89-58	W	23-54	.426	5-18	.278	7-8	.875	4	20	24	33.7	10	9	17	1	9	58	69.5
at Marquette	12/29/11	74-57	W	19-59	.322	3-15	.200	16-30	.533	15	20	35	33.8	19	12	14	1	7	57	68.5
MIAMI (OHIO)	1/2/12	69-62	W	26-55	.473	9-21	.429	1-1	1.000	9	22	31	33.6	16	9	14	1	7	62	68.1
AUBURN	1/7/12	65-35	W	15-55	.273	3-13	.231	2-10	.200	13	21	34	33.6	16	6	13	5	4	35	65.9
at South Carolina	1/10/12	67-57	W	22-53	.415	4-13	.308	9-11	.818	12	9	21	32.8	11	4	9	2	9	57	65.3
GEORGIA	1/14/12	77-66	W	21-54	.389	8-27	.296	16-20	.800	11	16	27	32.5	26	13	9	3	7	66	65.4
at Alabama	01/19/12	69-59	W	23-70	.329	6-24	.250	7-10	.700	15	20	35	32.6	23	13	8	5	13	59	65.0
Opponents		1170		437-1043	.419	103-320	.322	193-289	.668	196	391	587	32.6	329	212	250	49	148	1170	65.0
Vanderbilt		1342		459-982	.467	164-412	.398	260-379	.686	192	456	648	36.0	285	237	262	75	119	1342	74.6

Games played: 18  
Points/game: 65.0  
FG Pct: 41.9  
3FG Pct: 32.2  
FT Pct: 66.8

Rebounds/game: 32.6  
Assists/game: 11.8  
Turnovers/game: 13.9  
Assist/turnover ratio: 0.8  
Steals/game: 8.2  
Blocks/game: 2.7

**2011-12 Vanderbilt Basketball**  
**Vanderbilt Points-Rebounds-Assists (as of Jan 20, 2012)**  
**All games**

Opponent	Date	Score		01	02	03	05	11	12	23
				TINSLEY,BR	JOHNSON,KE	EZELI,FEST	GOULBOURNE	FULLER,KYL	SMART,JORD	JENKINS,JO
OREGON	11/11/11	78-64	W	13-2-3	4-0-3	DNP	5-4-0	0-1-2	DNP	24-4-2
CLEVELAND STATE	11/13/11	58-71	L	7-2-2	3-0-0	DNP	11-8-1	3-1-0	DNP	17-1-0
BUCKNELL	11/15/11	80-68	W	12-5-2	12-3-2	DNP	12-9-0	0-1-1	3-0-0	DNP
vs North Carolina State	11/19/11	86-79	W	14-2-4	0-2-2	DNP	15-5-1	0-1-1	DNP	28-2-0
vs Oregon State	11/21/11	64-62	W	9-2-2	2-0-2	DNP	9-9-2	0-1-0	DNP	14-3-0
MONMOUTH	11/25/11	95-73	W	16-1-1	6-2-1	DNP	7-10-1	2-1-4	2-0-0	18-3-1
XAVIER	11/28/11	70-82	L	4-2-7	2-2-3	DNP	18-7-1	0-0-0	DNP	20-7-0
at Louisville	12/2/11	60-62	L	8-3-5	0-1-0	DNP	11-8-0	DNP	DNP	27-2-1
at Davidson	12/07/11	87-83	W	8-5-1	5-2-3	15-6-0	3-7-1	DNP	DNP	22-3-2
INDIANA STATE	12/17/11	55-61	L	12-6-3	1-1-1	4-4-0	4-6-0	DNP	DNP	11-4-0
LONGWOOD	12/19/11	99-71	W	12-3-3	6-0-2	DNP	15-10-2	5-2-1	3-1-0	19-0-2
LAFAYETTE	12/21/11	89-58	W	7-5-10	6-2-1	DNP	15-4-0	4-4-4	0-0-0	27-1-4
at Marquette	12/29/11	74-57	W	11-2-8	0-2-4	8-7-0	13-16-2	0-1-0	DNP	14-3-1
MIAMI (OHIO)	1/2/12	69-62	W	11-2-4	4-1-2	2-7-1	9-4-2	DNP	DNP	26-1-0
AUBURN	1/7/12	65-35	W	12-3-6	0-0-2	4-8-0	3-5-1	2-0-1	0-1-0	17-4-1
at South Carolina	1/10/12	67-57	W	13-0-9	0-2-0	2-2-1	8-10-0	0-1-0	DNP	14-3-3
GEORGIA	1/14/12	77-66	W	6-5-4	2-0-2	9-2-0	13-6-2	DNP	DNP	18-4-1
at Alabama	01/19/12	69-59	W	4-2-5	0-1-1	12-10-0	11-6-2	DNP	DNP	20-8-2

Opponent	Date	Score		24	33	34	35	44	45
				PARKER,DAI	TCHIENGANG	MOATS,SHEL	SIKAM,JAM	TAYLOR,JEF	ODOM,ROD
OREGON	11/11/11	78-64	W	0-1-0	4-3-0	DNP	DNP	21-11-4	3-8-2
CLEVELAND STATE	11/13/11	58-71	L	0-0-0	5-10-2	DNP	0-0-0	9-4-1	3-1-0
BUCKNELL	11/15/11	80-68	W	7-2-0	7-3-0	0-1-2	1-0-0	14-6-2	10-3-0
vs North Carolina State	11/19/11	86-79	W	3-1-0	6-11-1	DNP	DNP	17-8-5	3-1-0
vs Oregon State	11/21/11	64-62	W	2-0-2	9-5-1	0-0-1	DNP	13-8-2	4-0-0
MONMOUTH	11/25/11	95-73	W	10-3-3	DNP	3-6-0	1-0-0	16-2-5	4-3-0
XAVIER	11/28/11	70-82	L	0-0-0	3-4-2	DNP	DNP	18-5-2	2-1-0
at Louisville	12/2/11	60-62	L	0-1-1	1-5-1	DNP	DNP	11-6-2	2-2-0
at Davidson	12/07/11	87-83	W	0-0-0	0-0-0	0-0-1	DNP	30-4-0	4-4-0
INDIANA STATE	12/17/11	55-61	L	0-0-1	2-3-2	DNP	DNP	21-6-2	0-1-0
LONGWOOD	12/19/11	99-71	W	0-1-1	7-4-0	0-0-1	0-0-0	29-5-0	3-4-1
LAFAYETTE	12/21/11	89-58	W	2-0-1	2-9-0	5-3-0	0-0-0	16-4-1	5-3-0
at Marquette	12/29/11	74-57	W	0-1-1	4-0-0	0-0-0	0-0-0	19-4-1	5-2-0
MIAMI (OHIO)	1/2/12	69-62	W	0-0-1	6-4-0	DNP	DNP	11-5-3	0-1-0
AUBURN	1/7/12	65-35	W	6-1-0	0-5-0	DNP	0-1-0	16-5-1	5-6-0
at South Carolina	1/10/12	67-57	W	3-1-2	10-1-0	0-0-0	DNP	11-3-3	6-0-1
GEORGIA	1/14/12	77-66	W	6-5-0	2-2-0	DNP	DNP	16-9-1	5-0-0
at Alabama	01/19/12	69-59	W	0-2-0	2-5-0	DNP	DNP	17-6-1	3-0-1

**2011-12 Vanderbilt Basketball**  
**Vanderbilt Game-by-Game Highs (as of Jan 20, 2012)**  
**All games**

Opponent	Date	Score	Points	Rebounds	Assists	Steals	Blocked shots
OREGON	11/11/11	78-64	24-JENKINS, John	11-TAYLOR, Jeffery	4-TAYLOR, Jeffery	5-TAYLOR, Jeffery	2-TCHIENGANG, Ste GOULBOURNE, La
CLEVELAND STATE	11/13/11	58-71	17-JENKINS, John	10-TCHIENGANG, St	2-TCHIENGANG, Ste TINSLEY, Brad	3-GOULBOURNE, La	1-GOULBOURNE, La TCHIENGANG, Stev PARKER, Dai-Jon
BUCKNELL	11/15/11	80-68	14-TAYLOR, Jeffery	9-GOULBOURNE, La	4-HENDERSON, Jos	2-PARKER, Dai-Jon	1-PARKER, Dai-Jon TINSLEY, Brad GOULBOURNE, La
vs North Carolina State	11/19/11	86-79	28-JENKINS, John	11-TCHIENGANG, St	5-TAYLOR, Jeffery	2-TAYLOR, Jeffery JENKINS, John JOHNSON, Kedren	1-JENKINS, John
vs Oregon State	11/21/11	64-62	14-JENKINS, John	9-GOULBOURNE, La	2-GOULBOURNE, La JOHNSON, Kedren PARKER, Dai-Jon TAYLOR, Jeffery TINSLEY, Brad	2-GOULBOURNE, La TAYLOR, Jeffery	1-ODOM, Rod TAYLOR, Jeffery
MONMOUTH	11/25/11	95-73	18-JENKINS, John	10-GOULBOURNE, L	5-TAYLOR, Jeffery	2-GOULBOURNE, La FULLER, Kyle	1-PARKER, Dai-Jon JOHNSON, Kedren
XAVIER	11/28/11	70-82	20-JENKINS, John	7-GOULBOURNE, La JENKINS, John	7-TINSLEY, Brad	2-JENKINS, John TINSLEY, Brad	2-GOULBOURNE, La TCHIENGANG, Stev TAYLOR, Jeffery JENKINS, John
at Louisville	12/2/11	60-62	27-JENKINS, John	8-GOULBOURNE, La	5-TINSLEY, Brad	4-TAYLOR, Jeffery	1-GOULBOURNE, La TCHIENGANG, Stev
at Davidson	12/07/11	87-83	30-TAYLOR, Jeffery	7-GOULBOURNE, La	3-JOHNSON, Kedren	2-ODOM, Rod	2-TAYLOR, Jeffery EZELI, Festus
INDIANA STATE	12/17/11	55-61	21-TAYLOR, Jeffery	6-GOULBOURNE, La TAYLOR, Jeffery TINSLEY, Brad	3-TINSLEY, Brad	2-TAYLOR, Jeffery TINSLEY, Brad	1-ODOM, Rod EZELI, Festus TCHIENGANG, Stev TINSLEY, Brad
LONGWOOD	12/19/11	99-71	29-TAYLOR, Jeffery	10-GOULBOURNE, L	3-TINSLEY, Brad	2-JENKINS, John FULLER, Kyle TINSLEY, Brad	2-GOULBOURNE, La
LAFAYETTE	12/21/11	89-58	27-JENKINS, John	9-TCHIENGANG, Ste	10-TINSLEY, Brad	3-GOULBOURNE, La	1-TAYLOR, Jeffery PARKER, Dai-Jon
at Marquette	12/29/11	74-57	19-TAYLOR, Jeffery	16-GOULBOURNE, L	8-TINSLEY, Brad	3-GOULBOURNE, La	3-GOULBOURNE, La
MIAMI (OHIO)	1/2/12	69-62	26-JENKINS, John	7-EZELI, Festus	4-TINSLEY, Brad	2-GOULBOURNE, La JOHNSON, Kedren	4-EZELI, Festus
AUBURN	1/7/12	65-35	17-JENKINS, John	8-EZELI, Festus	6-TINSLEY, Brad	3-GOULBOURNE, La	2-EZELI, Festus GOULBOURNE, La
at South Carolina	1/10/12	67-57	14-JENKINS, John	10-GOULBOURNE, L	9-TINSLEY, Brad	1-JENKINS, John TCHIENGANG, Stev GOULBOURNE, La TAYLOR, Jeffery	1-EZELI, Festus GOULBOURNE, La
GEORGIA	1/14/12	77-66	18-JENKINS, John	9-TAYLOR, Jeffery	4-TINSLEY, Brad	2-JOHNSON, Kedren	2-TAYLOR, Jeffery
at Alabama	01/19/12	69-59	20-JENKINS, John	10-EZELI, Festus	5-TINSLEY, Brad	1-GOULBOURNE, La TINSLEY, Brad	3-EZELI, Festus