



VANDERBILT

2018 BASEBALL GAME NOTES



Vanderbilt Athletic Communications ★ 2601 Jess Neely Dr. Nashville, TN 37212
Baseball Contact: Andrew Pate ★ Cell: 713.387.9119 ★ Email: andrew.pate@vanderbilt.edu
vucommadores.com ★ twitter: @vandybaseball

2018 SCHEDULE/RESULTS

OVERALL: 34-25 | SEC: 16-14 | H: 22-9 | A: 9-11 | N: 3-5

FEBRUARY (9-1)

16	#25 DUKE	W, 9-1	SEC Network+
17	#25 DUKE	L, 5-4	
18	#25 DUKE	W, 9-1	SEC Network+
20	PRESBYTERIAN	W, 7-1	SEC Network+
21	PRESBYTERIAN	W, 15-2	SEC Network+
23	UMASS-LOWELL	W, 15-0	SEC Network+
24	UMASS-LOWELL	W, 15-2	
25	UMASS-LOWELL	W, 9-2	
27	AUSTIN PEAY	W, 19-6	
28	INDIANA STATE	W, 8-5	SEC Network+

MARCH (8-9)

2	vs. Sam Houston St. %	L, 7-6 (10 inn.)	
3	vs. Louisiana %	L, 3-0	
4	vs. #24 Houston %	W, 9-4	
7	at Long Beach St.	L, 4-3	
9	at #11 UCLA	W, 6-3	
10	at USC	CANCELED	
11	vs. #8 TCU ^	W, 7-4	
14	EASTERN KENTUCKY	L, 6-5	SEC Network+
16	at #19 Mississippi St. *	W, 5-0	SEC Network
17	at #19 Mississippi St. *	W, 10-1	SEC Network+
18	at #19 Mississippi St. *	W, 4-3	SEC Network+
21	Belmont &	L, 8-5	
23	#19 LSU *	W, 4-2	ESPNU
24	#19 LSU *	L, 6-2	ESPNU
25	#19 LSU *	W, 1-0 (7 inn.)	ESPN2
27	vs. Lipscomb &	L, 5-1	
30	at #2 Florida *	L, 8-4	SEC Network+
31	at #2 Florida *	L, 10-2	ESPNU

APRIL (8-8)

1	at #2 Florida *	L, 8-2	SEC Network
3	at Middle Tennessee	L, 4-3 (7 inn.)	
5	#16 GEORGIA *	L, 3-2	ESPNU
6	#16 GEORGIA *	W, 5-3	SEC Network+
7	#16 GEORGIA *	W, 8-3	SEC Network+
10	WESTERN KENTUCKY	W, 3-2	SEC Network+
13	#5 OLE MISS *	L, 11-3	SEC Network+
15	#5 OLE MISS *	W, 8-7 (8 inn.)	ESPNU
15	#5 OLE MISS *	W, 8-7 (7 inn.)	ESPNU
17	EVANSVILLE	W, 6-1	SEC Network+
19	at Missouri *	L, 2-1	ESPNU
20	at Missouri *	L, 3-1	SEC Network+
21	at Missouri *	W, 6-2	SEC Network+
27	SOUTH CAROLINA *	L, 8-7	SEC Network+
28	SOUTH CAROLINA *	W, 8-1	SEC Network+
29	SOUTH CAROLINA *	L, 10-9	SEC Network+

MAY (6-7)

1	LOUISVILLE	L, 8-4	SEC Network
4	at Auburn	L, 4-1	SEC Network+
5	at Auburn	L, 11-5	SEC Network+
6	at Auburn	L, 14-0	SEC Network+
8	#23 TENNESSEE TECH	L, 6-4	SEC Network+
11	at Tennessee	W, 7-6	SEC Network+
12	at Tennessee	W, 7-2	SEC Network+
13	at Tennessee	L, 8-7	SEC Network
15	MIDDLE TENNESSEE	W, 21-4	SEC Network+
17	#19 KENTUCKY	W, 8-1	SEC Network+
18	#19 KENTUCKY	W, 5-1	SEC Network+
19	#19 KENTUCKY	W, 9-6	SEC Network+
22	vs. Texas A&M #	L, 3-1	SEC Network

JUNE (3-0)

1	vs. St. John's \$	W, 1-0	SEC Network
2	vs. #7 Clemson \$	W, 4-3	SEC Network
3	vs. #7 Clemson \$	W, 19-6	SEC Network
8	vs. Mississippi State	7:00 p.m.	ESPN2
9	vs. Mississippi State	8:30 p.m.	ESPN
10	vs. Mississippi State	5:00 p.m.	ESPN2

% Minute Maid Park (Houston, Texas)

^ Dodger Stadium (Los Angeles, Calif.)

* Southeastern Conference Game

& First Tennessee Park (Nashville, Tenn.)

SEC Tournament - Hoover Met. Stadium (Hoover, Ala.)

\$ NCAA Clemson Regional - Clemson, S.C.

VANDERBILT COMMODORES (34-25, 16-14 SEC) vs. MISSISSIPPI STATE (36-25, 15-15 SEC)

June 8, 2018 ★ 7:00 p.m. CT ★ Nashville, Tenn. ★ Hawkins Field (3,626) ★ ESPN2

GAME GO



VANDERBILT

2018 Record: 34-25 Overall, 16-14 SEC

Home / Away / Neutral: 22-9 / 9-11 / 3-5


Rankings: D1: NR | NCBWA: 15 | Coaches: RV

BA: NR | CB: 15 | PG: NR

Head Coach: Tim Corbin

Career Record: 786-478-1 (21st)

Record at Vanderbilt: 680-340-1 (16th)



MISSISSIPPI STATE

2018 Record: 36-25 Overall, 15-15 SEC

Home / Away / Neutral: 16-7 / 8-16 / 11-3

Rankings: D1: NR | NCBWA: 16 | Coaches: RV

BA: NR | CB: 16 | PG: NR

Head Coach: Gary Henderson

Career Record: 295-222 (10th)

Record at MSU: 35-23 (1st)

NEED TO KNOW

- ★ Vanderbilt matched an NCAA Tournament record and set a new program best, swatting nine home runs in a 19-6 victory against Clemson to capture the NCAA Clemson Regional on Sunday. The team's previous season high for a game was three. Vandy's home run total was more than Long Beach State had all season (8).
- ★ Of the 16 teams in the 2018 NCAA Super Regionals, only Vanderbilt, Mississippi State, Oregon State and Cal State Fullerton were also part of the 2017 super regionals. This year marks the eighth super regional in Vandy program history and the fourth time (2018, 2014, 2013, 2011) the Dores have hosted a super regional.
- ★ Vandy has won nine of its last 11 games, including sweeping through the NCAA Clemson Regional. In that stretch, the Dores have batted .309 while averaging 10.18 hits and 8.18 runs per game. The pitching staff has logged a 3.40 ERA and limited opponents to a .215 average while striking out 101 batters.
- ★ During Friday's win against St. John's, the Commodores recorded their 10th NCAA Tournament shutout since the start of the 2003 season. Vanderbilt is tied with Cal State Fullerton for the most in that timespan.
- ★ Vanderbilt has advanced to the NCAA Super Regionals in six of the last eight seasons. The Dores are searching for their fourth College World Series appearance in the last eight years (2011, 2014, 2015).
- ★ Vanderbilt leads the Southeastern Conference with 19 victories against USA Today Top 25 opponents this year. The Dores have played 29 games against Top 25 opponents, going 19-10 in those games -- including 2-0 last weekend.
- ★ The Dores matched a national-best with four players (**Philip Clarke**, **Pat DeMarco**, **Mason Hickman** and **Austin Martin**) named to the Collegiate Baseball Freshmen All-American Team on Wednesday. Vandy true freshmen have made 230 combined starts, which is third nationally behind only Wake Forest and Arizona State.
- ★ Twelve Vandy alums have made an appearance in a MLB game this year, a mark that is **tied for first nationally**. Six VU pitchers have started a MLB game this year, the most of any school.
- ★ The Commodores have been tough to beat at Hawkins Field since the facility opened its gates in 2002. Vandy boasts a 434-157-1 (.733) all-time record at the facility including a 327-98-1 (.768) mark since the start of the 2007 season.

GAME COVERAGE

Date	TV/Stream	Play-by-Play	Analyst	Radio	Play-by-Play
June 8	ESPN2	Tom Hart	Kyle Peterson	WNSR 560 AM/95.9 FM	Joe Fisher

Live Stats - ncaa.statbroadcast.com

Twitter - @VandyBaseball / #VandyBoys

VANDERBILT STARTING PITCHER

FRIDAY



DRAKE FELLOWS

RHP ★ 6-5 ★ 210 ★ So./1L
Plainfield, Ill. ★ Joliet Catholic Academy

W-L	7-4
ERA	3.52
IP	92.0
K/BB	102/33

MSU STARTING PITCHER

Friday	G/GS	W-L	ERA	K/BB
To Be Determined				

BY THE NUMBERS SINCE 2006...

- 3** ★ College World Series appearances (2011, 2014, 2015)
- 7** ★ NCAA Super Regional appearances (2010, 2011, 2013, 2014, 2015, 2017, 2018)
- 13** ★ straight NCAA Tournament appearances (longest active streak in the SEC)
- 14** ★ players selected in the first round of the Major League Baseball Draft (nation's most)
- 51** ★ NCAA Tournament victories (most in the SEC)

TODAY IN VANDERBILT BASEBALL HISTORY

JUNE 8, 2011 (7 YEARS AGO): Vanderbilt set an SEC record with 12 players selected as the 2011 Major League Baseball Draft wrapped up. **Sonny Gray** highlighted the draft class, being chosen with the 18th overall pick by the Oakland Athletics. Vandy's 12 picks equaled the combined number of picks for the 2009 and 2010 drafts. At least one VU player has been selected each season since 1991.

SERIES HISTORY

MISSISSIPPI STATE (47-69-2)


LAST 10 MEETINGS (6-4)

Date	Location	Result
5/23/13	Hoover, Ala.	W, 16-8
3/21/14	Starkville, Miss.	L, 17-2
3/22/14	Starkville, Miss.	L, 6-3
3/23/14	Starkville, Miss.	W, 5-1
3/18/16	Nashville, Tenn.	L, 2-1 (13 inn.)
3/19/16	Nashville, Tenn.	L, 5-4
3/20/16	Nashville, Tenn.	W, 12-6
3/16/18	Starkville, Miss.	W, 5-0
3/17/18	Starkville, Miss.	W, 10-1
3/18/18	Starkville, Miss.	W, 4-3

STATISTICAL COMPARISON

VANDERBILT	CATEGORY	MSU
34-25	Record	35-26
.268	Batting Avg.	.280
6.23	Runs/Game	6.03
8.89	Hits/Game	10.0
101	Doubles	133
11	Triples	13
62	Home Runs	42
325	RBI	331
279	Walks	224
97-118	SB-ATT	34-45
4.09	ERA	4.39
4	Shutouts Thrown	2
545	Strikeouts	557
.240	Opp. Batting Avg.	.265
.982	Fielding Pct.	.972

NCAA REGIONAL ALL-TOURNAMENT TEAM



Second Base _____ Ethan Paul
 Shortstop _____ Connor Kaiser*
 Outfield _____ Austin Martin
 DH/Utility _____ Philip Clarke
 Pitcher _____ Drake Fellows
 Most Valuable Player _____ Connor Kaiser

* - unanimous selection

WELCOME BACK, BLEDAY!

- ★ Vanderbilt starting right fielder **JJ Bleday** made his return on May 8 after missing 22 games (March 30-May 6) due to an oblique injury. The sophomore doubled in his first at-bat vs. Tennessee Tech and reached base four times.
- ★ The Commodores are 26-10 in 36 games with Bleday in the lineup. In 23 games without Bleday, Vandy is 9-14.
- ★ In 12 games back, Bleday is batting .357 (15-for-42) with 15 walks, 10 runs and six RBIs.

NATION'S TOP FRESHMEN LIVING UP TO BILLING

- ★ Vanderbilt's freshman class was named tops in the country by Baseball America last November.
- ★ Seven Vanderbilt true freshmen made starts this season while 14 total have made appearances. The unit is hitting .284 (234-for-822) and has accounted for 41 percent of the Commodores' RBIs (134) and 38 percent of the teams runs (143). True freshmen pitchers have posted an 13-9 record with 172 strikeouts in 185.1 innings.
- ★ D1Baseball.com's list of 30 impact freshmen entering 2018 includes Vandy's **Jake Eder** (No. 16), **Jayson Gonzalez** (No. 18), **Philip Clarke** (No. 19) and **Pat DeMarco** (No. 25). With four players on the list, the Commodores trail only Florida (5).

DORES SMASH WAY INTO RECORD BOOK

- ★ Vanderbilt matched an NCAA Tournament record with nine home runs in Sunday's 19-6 victory vs. Clemson. The nine homers set a new Commodore program record. The previous best of six hadn't occurred since 1991.
- ★ Shortstop **Connor Kaiser** swatted a grand slam and matched an NCAA Tournament record with 10 RBIs. Kaiser became the fifth Commodore in program history to tag three long balls in a game and first since Aaron Westlake did so in 2011.
- ★ Five different Vandy players hit at least one home run. The Commodores' 20 hits were a season high and matched a program record for an NCAA Tournament game. Kaiser's five hits also matched a program best for an NCAA Tournament game.

VANDERBILT RE-VU

- ★ Vanderbilt swept its way through the NCAA Clemson Regional, capturing its seventh regional championship in the last nine years with a dominant 19-6 victory against the host Tigers on Sunday.
- ★ It marked the fifth time the Commodores won three-consecutive games at the NCAA Regionals en route to a Super Regional berth. Vandy clicked on all cylinders, shutting out St. John's 2-0 in the opener, overcame a three-run deficit to hold on for a 4-3 win vs. Clemson in the middle game and belted nine home runs in a 19-6 victory against the Tigers.

INSIDE THE MATCHUP VS. MISSISSIPPI STATE

- ★ Vanderbilt and Mississippi State have met 118 times including three earlier this season in Starkville, Miss.
- ★ The Commodores recorded their first sweep at Mississippi State since 2010, taking all three from March 16-18. Vandy outscored Mississippi State, 19-4, while posting a 1.33 ERA and limiting the Bulldogs to a .194 batting average.
- ★ Vandy blanked the Bulldogs, 5-0, in the series opener on March 16 for the squad's first shutout in Starkville since April 12, 2008. The sweep was Vandy's first in SEC play since taking all three against Missouri between March 25-27, 2016.

VANDY IN THE NATIONAL STATISTICAL RANKINGS

Statistic	Rank	Value	Statistic	Rank	Value
Fielding Percentage	3rd	.982	Home Runs	31st	62
Stolen Bases	15th	97	Base on Balls	32nd	279
Strikeouts per Nine Inn.	15th	9.6	Hits Allowed Per Nine Inn.	34th	9.78
Stolen Bases Per Game	24th	1.64	Strikeout-to-Walk Ratio	48th	2.43

PLANES, TRAINS AND AUTOMOBILES

- ★ Vandy has been well traveled this season. With the 718-mile round trip to Clemson, S.C., the Commodores have covered 8,555 miles highlighted by out-of-state trips to Alabama, California, Florida, Mississippi, Missouri, South Carolina and Texas.
- ★ The Commodores became the first program to compete in both the Shriners Hospitals for Children College Classic (Houston - Minute Maid Park) and Dodger Stadium College Baseball Classic (Los Angeles) in the same season. The trip spanned 11 days (March 1-11) and totaled 4,009 miles with three games at Minute Maid Park and as many in Southern California.
- ★ Over the last four seasons, Vanderbilt baseball has visited 14 different states including Alabama, Arkansas, California, Florida, Georgia, Illinois, Kentucky, Louisiana, Mississippi, Missouri, Nebraska, Oregon, South Carolina and Texas.

COMMODORE NATION

- ★ Vanderbilt is one of five teams nationally to start a lineup featuring players from nine or more different states, joining Army, Elon, Kentucky and Western Kentucky. Vandy's 35-man roster boasts players from 15 different states as well as Canada with freshman **Cooper Davis** hailing from Mississauga, Ontario.

WHAT'S THE CATCH?

- ★ The Commodores have received steady production from three catchers. **Philip Clarke**, **Ty Duvall** and **Stephen Scott** have each made their case for playing time. On nine occasions this season, all three have started the same game including twice at Auburn as well as on April 8 against Tennessee Tech.
- ★ Here is a look at how the trio has performed this season:

Player	Avg.	GP-GS	AB	R	H	2B	RBI	TB
Philip Clarke	.307	55-46	205	27	63	16	36	97
Stephen Scott	.260	50-44	154	39	40	11	38	93
Ty Duvall	.276	28-15	58	13	16	3	9	30

A WORLD SERIES KIND OF FEEL

- ★ After playing 10 straight at home to begin the season, Vanderbilt headed west for a six-game road trip including games at Houston's Minute Maid Park and Los Angeles' Dodger Stadium -- the two sites for the 2017 World Series matchup between the Astros and Dodgers.
- ★ The Commodores took part in the Shriners Hospitals for Children College Classic at Minute Maid from March 2-4. The three-day, six-team tournament featured local universities squaring off against the SEC. Vandy fell to Sam Houston State on Friday and Louisiana on Saturday before bouncing back with a 9-4 victory against Houston on Sunday night.
- ★ For the fourth-straight year, the Dorees headed to California, falling 4-3 to Long Beach State on Wednesday before knocking off UCLA, 6-3 on Friday and TCU, 7-4, in the Dodger Stadium College Baseball Classic on Sunday.

FORMER PLAYERS JOIN CORBIN'S STAFF

- ★ Last September, head coach **Tim Corbin** and associate head coach **Scott Brown** welcomed back former players **Mike Baxter** and **David Macias**. Baxter serves as the Dorees' hitting coach and recruiting coordinator while Macias comes on board as Vanderbilt's volunteer assistant coach.
- ★ Baxter joins the Commodores after a 12-year professional career that included playing in the big leagues for four organizations over parts of six seasons. Baxter made his major league debut with the San Diego Padres in 2010, and also played for the New York Mets (2011-13), Los Angeles Dodgers (2014) and Chicago Cubs (2015).
- ★ Macias was previously on Corbin's staff as the team's strength coach in 2014 when the Dorees won the national championship and was the volunteer assistant in 2015 when the Dorees returned to the College World Series finals. Prior to rejoining Corbin's staff, Macias was with the Seattle Mariners organization as a minor league manager.

D1BASEBALL.COM RECOGNIZES DORES

- ★ Last September, D1Baseball.com recognized Vanderbilt as the **No. 2 program nationally** in the publication's bi-annual top-100 rankings. The list is designed to assess the overall health of programs in the current era with the ultimate goal of identifying "the programs in the best shape right now, with an eye toward the next five to 10 years."
- ★ Below is a list of where Vandy players rank among the publication's top SEC prospects for the 2018 and 2019 MLB Draft.

TOP SEC PROSPECTS, 2018 DRAFT

Ranking	Player	Position
#23	Reid Schaller	RHP
#31	Connor Kaiser	SS
#34	Patrick Raby	RHP
#35	Ethan Paul	2B
#41	Chandler Day	RHP
#50	Julian Infante	1B

TOP SEC PROSPECTS, 2019 DRAFT

Ranking	Player	Position
#9	Jackson Gillis	LHP
#15	Drake Fellows	RHP
#16	Zach King	LHP
#20	JJ Bleday	OF
#35	Pat DeMarco	OF
#36	Philip Clarke	C

CORBIN BECOMES VANDY'S ALL-TIME WINNINGEST COACH

- ★ Head coach **Tim Corbin** became Vanderbilt's all-time winningest coach with a 9-4 win against Houston on March 4. The 16th-year head coach, who owns a 680-340-1 record, surpassed Roy Mewbourne, who racked up as many wins between 1979-2002. Here is a look back at some of Corbin's milestone victories:

Win #	Score	Location	Date
1	Vanderbilt 4, The Citadel 3	Charleston, S.C.	2/15/03
27^	Vanderbilt 6, Tennessee 5	Nashville, Tenn.	5/18/03
100	Vanderbilt 14, Jacksonville State 5	Nashville, Tenn.	3/29/05
198#	Vanderbilt 4, LSU 1	Nashville, Tenn.	5/17/07
200	Vanderbilt 4, Miami (OH) 3	Tempe, Ariz.	2/24/08
300	Vanderbilt 7, Florida 0	Gainesville, Fla.	4/4/10
400	Vanderbilt 3, Louisville 2	Nashville, Tenn.	5/8/12
459	Vanderbilt 14, Alabama 10	Nashville, Tenn.	5/18/13
500	Vanderbilt 3, Missouri 1	Columbia, Mo.	5/3/14
516\$	Vanderbilt 3, Virginia 2	Omaha, Neb.	6/25/14
600	Vanderbilt 10, Georgia 3	Nashville, Tenn.	4/30/16
656*	Vanderbilt 9, Houston 4	Houston, Texas	3/4/18

^ Vanderbilt clinches sweep vs. Tennessee, first trip to the SEC Tournament since 1996 with walk-off home run

Vanderbilt claims first ever Southeastern Conference regular-season championship

% Vanderbilt sets SEC record with 26th league victory, breaking South Carolina's mark of 25 set in 2000

\$ Vanderbilt captures first College World Series title in winner-take-all victory against Virginia

* Corbin becomes Vanderbilt's all-time winningest coach in finale of Shriners Hospitals for Children College Classic

EIGHT DORES SELECTED IN 2018 MLB DRAFT

- ★ Eight Vanderbilt players heard their names called during the 2018 MLB Draft including **Connor Kaiser** (86th) and **Reid Schaller** (101st) who were selected in the third round by the Pirates and Nationals, respectively.
- ★ Others drafted included **Chandler Day** (7th round, 221st pick) by the Nationals; **Maddux Conger** (22nd round, 645th pick) by the Tigers; **Justin Wilson** (23rd round, 697th pick) by the Yankees; **Alonzo Jones** (25th round, 743rd pick) by the Athletics; **Ethan Paul** (26th round, 774th pick) by the Pirates and **Stephen Scott** (31st round, 927th pick) by the Marlins.
- ★ A total of 153 Vanderbilt players have been drafted all-time including 76 in the first 10 rounds.

DORES IN THE PROS

David Price helped Vandy to a school-record 54 wins in 2007.

MLB (9)

Name	Years at VU	Club
Pedro Alvarez	2006-08	Baltimore Orioles
Walker Buehler	2013-15	Los Angeles Dodgers
Curt Casali	2008-11	Tampa Bay Rays
Ryan Flaherty	2006-08	Atlanta Braves
Sonny Gray	2009-11	New York Yankees
Tony Kemp	2011-13	Houston Astros
Mike Minor	2007-09	Texas Rangers
David Price	2005-07	Boston Red Sox
Dansby Swanson	2013-15	Atlanta Braves

MLB (28)

Tyler Beede	2012-14	San Francisco Giants
Ben Bowden	2014-16	Colorado Rockies
Ro Coleman	2014-17	Detroit Tigers
Vince Conde	2012-14	New York Yankees
Jason Delay	2014-17	Pittsburgh Pirates
Tyler Ferguson	2013-15	Texas Rangers
Carson Fulmer	2013-15	Chicago White Sox
Conrad Gregor	2011-13	Boston Red Sox
Reed Hayes	2017	Baltimore Orioles
Taylor Hill	2008-11	Washington Nationals
Jeren Kendall	2015-17	Los Angeles Dodgers
John Kilichowski	2014-16	St. Louis Cardinals
Brian Miller	2012-14	Tampa Bay Rays
Jared Miller	2012-14	Arizona Diamondbacks
John Norwood	2012-14	Miami Marlins
Phillip Pfeifer	2012-15	Atlanta Braves
Adam Ravenelle	2012-14	Detroit Tigers
Bryan Reynolds	2014-16	Pittsburgh Pirates
Matt Ruppenthal	2015-17	Houston Astros
Sam Selman	2010-12	Kansas City Royals
Jordan Sheffield	2015-16	Los Angeles Dodgers
Collin Snider	2015-17	Kansas City Royals
Will Toffey	2015-17	Oakland Athletics
Drew VerHagen	2012	Detroit Tigers
Zander Wiel	2012-15	Minnesota Twins
Rhett Wiseman	2013-15	Washington Nationals
Kyle Wright	2015-17	Atlanta Braves
Mike Yastrzemski	2010-13	Baltimore Orioles

COACHING/FRONT OFFICE (12)

Name	Club-Position
Matt Buschmann	S.F. Giants - Asst. Dir. of Player Development
Joey Cora	Pittsburgh Pirates - Third Base Coach
Larry Day	Cleveland - AZL Manager/Operations
Jason Esposito	Arizona (ROOKIE-CLE) - Hitting Coach
Carter Hawkins	Cleveland Indians - Asst. General Manager
Derek Johnson	Milwaukee Brewers - Pitching Coach
Gil Kim	Toronto - Dir. of Player Development
Tony Mansolino	Akron (AA-CLE) - Manager
Cesar Nicolas	Seattle Mariners - Player Development
Josh Paul	L.A. Angels - Bench Coach
Jeremy Sowers	Tampa Bay Rays - Operations Assistant
David Wallace	Cleveland Indians - Special Assistant

2018 QUICK FACTS

GENERAL

Location _____ Nashville, Tenn.
 Founded _____ 1873
 Enrollment _____ 6,871
 Nickname _____ Commodores
 Colors _____ Black and Gold
 Affiliation _____ NCAA Division I
 Conference _____ Southeastern
 Athletic Ticket Office _____ 615.322.3544
 Chancellor _____ Nicholas S. Zeppos
 Director of Athletics _____ David Williams II

TEAM INFORMATION

2017 Overall Record _____ 36-25-1
 _____ Home: 21-11-1 Away: 10-12 Neutral: 5-2
 SEC Record _____ 15-13-1
 _____ Home: 8-5-1 Away: 7-8
 Conference Finish _____ 3rd East, 6th Overall
 Postseason _____ NCAA Corvallis Super Regional
 Final Ranking: _____ 5 Polls 15 (CB), 15 (NCBWA),
 _____ 16 (USA), 18 (BA), 19 (D1)
 Returning Letterwinners _____ 18
 Positional Starters Returning _____ 5
 Starting Pitchers Returning _____ 3
 Other Pitchers Returning _____ 5
 Lettermen Lost _____ 12
 _____ Professional Baseball _____ 8
 Newcomers _____ 16

COACHING STAFF

Head Coach _____ Tim Corbin
 Alma Mater _____ Ohio Wesleyan, 1984
 Career Record _____ 786-478-1 (.621/21st year)
 Record at Vanderbilt _____ 680-340-1 (.666/16th year)
 Assoc. Head Coach _____ Scott Brown
 Alma Mater _____ SUNY-Cortland, 1999
 Assistant Coach _____ Mike Baxter
 Alma Mater _____ Vanderbilt, 2005
 Volunteer Assistant Coach _____ David Macias
 Alma Mater _____ Vanderbilt, 2008

HISTORY

All-Time Record _____ 2,295-1,750-33 (120th year)
 All-Time SEC Record _____ 708-914-10 (71st year)
 SEC Titles _____ 6 (1973, '74, '80, '07, '11, '13)
 SEC Tournament Titles _____ 4 (1973, '74, '80, '07)
 All-time SEC Tournament Record _____ 47-37
 NCAA Tournament Appearances _____ 17
 _____ (1973, '74 '80, '04, '06, '07, '08,
 _____ '09, '10, '11, '12, '13, '14, '15, '16, '17, '18)
 All-time NCAA Tournament Record _____ 57-36
 NCAA Super Regional Appearances _____ 8
 _____ (2004, '10, '11, '13, '14, '15, '17, '18)
 College World Series Appearances _____ 3
 _____ (2011, '14, '15)
 National Championships _____ 1 (2014)

VANDY REPRESENTED ENTERING 2018 MLB SEASON

★ Vandy is tied for the national lead (Arizona State) with 12 players making a Major League appearance this season:

NAME (YEARS AT VU)	MLB TEAM	TIDBT
Pedro Alvarez (2006-08)	Baltimore Orioles	2013 National League All-Star
Tyler Beede (2012-14)	San Francisco Giants	In two career MLB starts: 0-1, 8.22 ERA, 7.2 IP, 9 K
Walker Buehler (2013-15)	Los Angeles Dodgers	In eight starts: 3-1, 2.74 ERA, 46.0 IP, 14 ER, 11 BB, 50 K
Curt Casali (2008-11)	Cincinnati Reds	Homered in his first plate appearance with the Reds on June 2
Ryan Flaherty (2006-08)	Atlanta Braves	Atlanta Braves starting shortstop in first year with organization
Sonny Gray (2009-11)	New York Yankees	Starting pitcher who was to the Yankees from the As in July 2017
Tony Kemp (2011-13)	Houston Astros	Member of 40-man roster for World Series champions
Mike Minor (2007-09)	Texas Rangers	Signed 3-year, \$28 million deal in offseason
David Price (2005-07)	Boston Red Sox	2012 American League Cy Young Award winner
Dansby Swanson (2013-15)	Atlanta Braves	Atlanta starting shortstop who is in his third year with Braves
Drew VerHagen (2012)	Detroit Tigers	Member of Tigers bullpen who is in his sixth year with organization
Carson Fulmer (2013-15)	Chicago White Sox	Drafted with the eighth overall pick by the White Sox in 2015

DORES IN THE PRO NOTES

- ★ At least one Dore has been drafted every year since 1991 with a total of 100 players signing professional contracts.
- ★ Vanderbilt is one of only two universities in the nation to produce multiple No. 1 picks with David Price (2007) and Dansby Swanson (2015), joining Arizona State (Rick Monday - 1965, Floyd Bannister - 1968, Bob Horner - 1978).
- ★ Since head coach **Tim Corbin** arrived in 2003, every Vanderbilt starting catcher has been selected in the MLB Draft.
- ★ The Dores have had at least one MLB first-round selection on the mound every year except one in the **Tim Corbin** era.
- ★ Ninety-three pitchers have been selected in the MLB Draft, including 59 during the **Tim Corbin** era (since 2003).
- ★ Vanderbilt leads the SEC with nine players drafted in the first round over the last decade.

HONORING NO. 41 DONNY EVERETT

- ★ Vanderbilt continues to honor the memory of **Donny Everett**, who tragically passed away in a drowning accident the day before the Commodores opened the 2016 NCAA Nashville Regional.
- ★ The Donny Everett Scholarship was established during the 2016 school year. Everett's memory lives on with the display of No. 41 on the field and with the No. 41 flag among the major league players in right field.
- ★ Everett was the 2015 Tennessee Gatorade Player of the Year and one of the highest-rated players in the nation to attend college. He turned down the Milwaukee Brewers as a 29th round draft pick to join Vanderbilt.

TOUGH TESTS ABUNDANT IN 2018

- ★ Vanderbilt has played 14 teams that reached the 2017 NCAA Tournament for a total of 25 games, including Auburn (3), Clemson (2x), Florida (3), Houston, Kentucky (3), LSU (3), Long Beach State, Louisville, Mississippi State (3), Sam Houston State, TCU, Tennessee Tech, Texas A&M and UCLA. Of the 14 teams, nine reached the NCAA Super Regionals.
- ★ The schedule also includes 21 games against squads that racked up 40-plus victories a season ago:

2018 Opponent	'17 Record	NCAA Round	'18 Result (12-9)
Clemson (2)	42-21	Regional	Win, 4-3; Win 19-6
Florida (3)	52-19	CWS Champions	Loss, 8-4; Loss, 10-2; Loss 8-2
Houston (1)	42-21	Regional	Win, 9-4
Kentucky (3)	43-23	Super Regional	Win, 8-1; Win, 5-1; Win, 9-6
Long Beach State (1)	42-20-1	Super Regional	Loss, 4-3
Louisville (1)	53-12	CWS	Loss, 8-4
LSU (3)	52-20	CWS Finals	Win, 4-2; Loss, 6-2; Win 1-0 (7 inn)
Mississippi State (3)	40-27	Super Regional	Win, 5-0; Win, 10-1; Win, 4-3
Sam Houston State (1)	44-23	Super Regional	Loss, 7-6 (10 inn)
TCU (1)	50-18	CWS	Win, 7-4
Texas A&M (1)	41-23	CWS	Loss, 3-1
Tennessee Tech (1)	41-21	Regional	Loss, 6-4

RABY'S DECORATED CAREER

- ★ Vanderbilt starting pitcher **Patrick Raby** owns a 22-10 career record alongside a 2.88 ERA. The Knoxville, Tenn., native has allowed three runs or fewer in 42 of 46 pitching appearances, or 91 percent.

CAREER WINS

1. Jeff Peeples (1970-73)	29
2. Sonny Gray (2009-11)	27
3. Jim Gibbs (1981-84)	25
4. Carson Fulmer (2013-15)	24
Mike Willis (1969-72)	24
6. Tyler Beede (2012-14)	23
Matt Buschmann (2003-06)	23
Jeremy Sowers (2002-04)	23
Kyle Balch (1985-88)	23
Jack Nuismer (1976-79)	23
-- Patrick Raby	22

CAREER ERA

1. Jeff Peeples (1970-73)	1.68
2. Carson Fulmer (2013-15)	1.99
3. Grayson Garvin (2009-11)	2.62
4. Casey Weather (2006-07)	2.71
5. Kyle Wright (2015-17)	2.78
6. Walker Buehler (2013-15)	2.87
7. Patrick Raby (2016-pres)	2.88
8. John McLean (1970-73)	2.93
9. Kevin Zgonc (1991-92)	2.96
10. Kevin Ziomek (2011-13)	3.03

RECORD-TYING 10 FROM SEC IN NCAA TOURNAMENT

- ★ A nation-leading 10 Southeastern Conference teams were selected to compete for the 2018 NCAA Division I Baseball Championship, it was announced Monday by the NCAA Division I Baseball Committee.
- ★ SEC schools earning bids include Arkansas, Auburn, Florida, Georgia, LSU, Ole Miss, Mississippi State, South Carolina, Texas A&M and Vanderbilt. This ties the record for the most SEC teams in the NCAA Tournament. Ten SEC teams earned bids to the NCAA Tournament in 2014.
- ★ Four teams from the SEC - Arkansas, Florida, Georgia and Ole Miss - were selected as national seeds. The top eight national seeds in order are Florida, Stanford, Oregon State, Ole Miss, Arkansas, North Carolina, Florida State and Georgia. Each regional field features four teams, playing in a double-elimination format. All 16 regionals are were scheduled from Friday, June 1 to Monday, June 4.

COMMODORES PACE THE SEC SINCE 2006

- ★ Vanderbilt has paced the Southeastern Conference in several categories since the start of the 2006 season. During that span, the Commodores rank first in overall wins (573) and NCAA Tournament wins (51). Vandy is tied with Florida and South Carolina for a league-leading six NCAA Super Regional appearances since 2006.

Rank	Team	Overall Wins	Rank	Team	NCAA Tournament Wins
1.	Vanderbilt	573	1.	Vanderbilt	51
2.	LSU	531	t-2.	Florida	49
3.	South Carolina	524	t-2.	LSU	48
4.	Florida	498	4.	South Carolina	48
5.	Arkansas	470	5.	Mississippi State	26

NOTABLE SUCCESS FROM 2007-17

- ★ The Commodores reined in a new era of dominance in 2007, posting a 54-13 record and impressive 22-8 mark in SEC play. The 2007 team set a school record for wins (54) while winning the SEC regular season and tournament titles. Below is a look at a pair of notable categories since the start of that season.

Rank	Team	First-Round Draft Picks	Rank	Team	College World Series
1.	Vanderbilt	9	1.	Florida	4
2.	Florida	8	t-2.	Vanderbilt	3
3.	LSU	5	t-2.	LSU	3
4.	Arkansas	4	t-2.	South Carolina	3
5.	Tennessee	3	t-2.	Arkansas	3

KAISER NAMED TO SEC ALL-DEFENSIVE TEAM

- ★ Vanderbilt shortstop **Connor Kaiser** was named to the 2018 SEC All-Defensive Team.
- ★ The Overland Park, Kansas, native had started 135-straight games at shortstop (April 9, 2016-May 5, 2018) before sitting out three games due to back spasms. Kaiser has played a hand in 25 Commodore double plays this season.
- ★ Kaiser enters Saturday boasting a .995 fielding percentage and has one error in 215 chances.

TREND SETTERS

- ★ Vanderbilt has displayed a consistent ability on the base paths and striking out hitters. The Commodores are first in stolen bases and second in strikeouts per nine innings this season. Vandy has finished first or second in the league four times over the last six years in stolen bases while leading the SEC in strikeouts-per-nine-innings twice in the last four years.

Year	SEC Rank	Stolen Bases	Year	SEC Rank	Strikeouts per Nine Inn.
2018	1st	97	2018	2nd	9.6
2017	7th	54	2017	8th	8.8
2016	3rd	88	2016	3rd	9.7
2015	2nd	106	2015	1st	9.6
2014	1st	120	2014	1st	8.9
2013	1st	139	2013	2nd	7.9
2012	2nd	92	2012	8th	7.4

THE SEC: IT JUST MEANS MORE

- ★ The Southeastern Conference has sent 58 teams to the College World Series since 1990 with Vanderbilt doing its part to represent the league in 2011, 2014 and 2015. The league has now appeared in the College World Series in 32 of the last 33 years including appearances by 18 teams in the last seven years.
- ★ In 2017, the SEC tied its own national record with six teams competing in the NCAA Super Regionals. The Commodores were among the field as part of the NCAA Corvallis Super Regional.
- ★ A total of 11 SEC student-athletes were selected on the first day of the 2017 Major League Baseball Draft including Vandy right-handed pitcher Kyle Wright (1st round/5th overall) and outfielder Jeren Kendall (1st round/23rd overall).

TRIO OF FRESHMEN EARN SEC HONORS

- ★ Three Vanderbilt freshmen have received Southeastern Conference weekly honors this season. **Jayson Gonzalez** was tabbed SEC Freshman of the Week on March 12, **Mason Hickman** earned SEC Pitcher of the Week on March 26 and **Austin Martin** was recognized as SEC Freshman of the Week on April 16.
- ★ Gonzalez, a Covina, Calif., native batted .364 with five RBIs in three games during Vandy's West Coast trip. He accounted for all three of VU's RBIs at Long Beach State. Hickman received his accolade after tossing a seven-inning complete-game shutout against LSU. Martin's honor came after hitting .462 in four games including a series win against Ole Miss.

2018 SEC STANDINGS

SEC - EAST	SEC	PCT.	GB	ALL	PCT.
Florida	20-10	0.667	-	45-18	0.714
Georgia	18-12	0.600	2.0	39-21	0.650
South Carolina	17-13	0.567	3.0	36-24	0.600
Vanderbilt	16-14	0.533	4.0	34-25	0.576
Kentucky	13-17	0.433	7.0	34-22	0.607
Missouri	12-18	0.400	8.0	34-22	0.607
Tennessee	12-18	0.400	8.0	29-27	0.518

SEC - WEST	SEC	PCT.	GB	ALL	PCT.
Ole Miss	18-12	0.600	--	48-17	0.738
Arkansas	18-12	0.600	--	42-18	0.700
Auburn	15-15	0.500	3.0	42-21	0.667
LSU	15-15	0.500	3.0	39-27	0.591
Mississippi State	15-15	0.500	3.0	35-26	0.574
Texas A&M	13-17	0.433	5.0	40-22	0.645
Alabama	8-22	0.267	10.0	27-29	0.482

SEC SUPER REGIONAL SCHEDULE

(ALL TIMES CENTRAL)

FRIDAY, JUNE 8

Mississippi State at Vanderbilt _____ 7:00 p.m.

SATURDAY, JUNE 9

Auburn at Florida _____ 11:00 a.m.

South Carolina at Arkansas _____ 5:30 p.m.

Mississippi State at Vanderbilt _____ 8:30 p.m.

SUNDAY, JUNE 10

Auburn at Florida _____ 11:00 a.m.

South Carolina at Arkansas _____ 2:00 p.m.

Mississippi State at Vanderbilt* _____ 5:00 p.m.

MONDAY, JUNE 11

Auburn at Florida* _____ 7:30 p.m.

South Carolina at Arkansas* _____ 6:00 p.m.

* Game 3 - If Necessary

SEC PLAYERS OF THE WEEK

(VANDERBILT PLAYERS)

2018 SEASON

April 16, 2018 _____ Freshman _____ Austin Martin

March 26, 2018 _____ Pitcher _____ Mason Hickman

March 12, 2018 _____ Freshman _____ Jayson Gonzalez

FRIDAY PROBABLE STARTER



#66 DRAKE FELLOWS

★ Sophomore ★ RHP ★ 6-5 ★ 205

★ Plainfield, Ill. ★ Joliet Catholic Academy

★ **LAST START:** June 1, 2018 vs. St. John's - 7.0 IP, 3 H, 0 R, 0 ER, 2 BB, 8 K★ **2018 SEASON:** 7-4, 3.52 ERA, 15 APP, 15 GS, 92.0 IP, 68 H, 40 R, 36 ER, 33 BB, 102 K★ **CAREER:** 10-7, 3.43 ERA, 31 APP, 25 GS, 1 SV, 154.2 IP, 122 H, 68 R, 59 ER, 50 BB, 170 K

THOUGHTS FROM HEAD COACH TIM CORBIN

"Drake impacted our team and pitching staff immediately as a freshman. He became a solid starter for us in the league and down the last stretch of the season. He has the ability to throw consistent strikes with several pitches and has good presence...he competes well. He has made a jump physically and will continue to do so. He will be in contention for a starting role on our staff."

TODAY'S START:

... is making his 32nd career appearance and 26th career start
 ... ranks fourth in the SEC with 6.65 hits allowed per nine innings
 ... is making his third-career NCAA Tournament start
 ... June 4, 2017 at Clemson - Loss, 6.2 IP, 6 H, 2 R, 2 ER, 2 BB, 7 K
 ... June 1, 2018 vs. St. John's - Win, 7.0 IP, 3 H, 0 R, 0 ER, 2 BB, 8 K

2018 AT A GLANCE:

... named to NCAA Clemson Regional All-Tournament Team
 ... team leader with 92.0 innings pitched and 102 strikeouts
 ... has made 10 starts against 2018 NCAA Tournament opponents
 ... vs. NCAA Tournament teams: 4-3, 4.07 ERA, 59.2 IP, 27 ER, 28 BB, 63 K
 ... has struck out six or more batters in 11 of his 15 starts
 ... has allowed just 11 extra-base hits in his last 72.1 innings
 ... has not walked more than two batters in his last six starts
 ... became the first sophomore since 2012 to start Opening Day

2017 AT A GLANCE

... made 16 appearances including 10 starts
 ... posted a 3-3 record with a 3.30 ERA across 62.2 innings
 ... went 0-2 with a 6.23 ERA in eight SEC appearances spanning 26 innings
 ... lasted six-plus innings in six of 10 starts
 ... struck out 10 Alabama hitters and allowed just two earned runs on May 13



CAREER HIGHS

Innings Pitched _____ 8.0, vs. St. Mary's (3/12/17)
 Hits: _____ 8, 2x, last vs. Ole Miss (4/13/18)
 Strikeouts: _____ 10, vs. Alabama (5/20/17)
 Walks: _____ 5, 2x, last vs. Ole Miss (4/13/18)
 Runs: _____ 7, vs. South Carolina (4/27/18)
 Earned Runs: _____ 6, 2x, last vs. South Carolina (4/27/18)
 Home Runs: _____ 2, 3x, last at Tennessee (5/11/18)
 Pitches: _____ 112, 2x, last at Missouri (4/19/18)

SEASON HIGHS

Innings Pitched _____ 7.1, last vs. Kentucky (5/17/18)
 Hits: _____ 8, vs. Ole Miss (4/13/18)
 Strikeouts: _____ 9, 2x, last at Missouri (4/19/18)
 Walks: _____ 5, 2x, last vs. Ole Miss (4/13/18)
 Runs: _____ 7, vs. South Carolina (4/27/18)
 Earned Runs: _____ 6, 2x, last vs. South Carolina (4/27/18)
 Home Runs: _____ 2, 2x, last at Tennessee (5/11/18)
 Pitches: _____ 112, at Missouri (4/19/18)

OVERALL CAREER STATS

YEAR	ERA	W-L	APP	GS	CG	SHO	SV	IP	H	R	ER	BB	SO	2B	3B	HR	BF	BAvg	WP	HBP	BK	SFA	SHA
2017	3.30	3-3	16	10	0	0/0	1	62.2	54	28	23	17	68	9	1	9	268	.226	8	7	1	2	3
2018	3.52	7-4	15	15	0	0/3	0	92.0	68	40	36	33	102	8	1	6	375	.210	10	7	1	4	6
TOTAL	3.43	10-7	31	25	0	0/3	1	154.2	122	68	59	50	170	17	2	15	643	.217	18	14	2	6	9

2018 GAME-BY-GAME STATS

Date	OPPONENT	GS	IP	H	R	ER	BB	SO	2B	3B	HR	WP	BK	HBP	IBB	Final	W-L	SV	ERA	NP
Feb 16	DUKE	*	4.1	1	1	1	4	4	0	0	0	0	0	2	0	9-1	0-0	0	2.08	70
Feb 23	UMASS-LOWELL	*	5.0	2	0	0	1	8	0	0	0	0	0	0	0	15-0	1-0	0	0.96	75
Mar 02	Sam Houston State	*	6.0	5	2	2	1	8	0	0	1	0	0	1	0	6-7	1-0	0	1.76	99
Mar 09	UCLA	*	7.0	6	3	3	1	9	2	0	1	0	0	0	0	6-3	2-0	0	2.42	94
Mar 16	Mississippi State	*	6.0	3	0	0	5	7	0	0	0	1	0	0	0	5-0	3-0	0	1.91	96
Mar 23	LSU	*	5.0	5	2	2	3	4	0	1	0	0	0	1	0	4-2	4-0	0	2.16	95
Mar 30	Florida	*	6.1	6	5	4	3	8	2	0	0	2	0	0	0	4-8	4-1	0	2.72	107
Apr 05	GEORGIA	*	7.0	6	1	1	2	5	1	0	0	0	0	0	0	2-3	4-1	0	2.51	104
Apr 13	OLE MISS	*	5.2	8	6	6	5	7	0	0	0	1	0	1	0	3-11	4-2	0	3.27	95
Apr 19	Missouri	*	7.0	4	2	1	1	9	0	0	0	2	0	1	0	1-2	4-3	0	3.03	112
Apr 27	SOUTH CAROLINA	*	5.1	7	7	6	2	6	2	0	0	1	0	1	0	7-8	4-3	0	3.62	98
May 04	Auburn	*	6.0	4	4	4	1	5	0	0	2	0	1	0	0	1-4	4-4	0	3.82	95
May 11	Tennessee	*	7.0	5	6	5	2	8	0	0	2	1	0	0	0	7-6	5-4	0	4.06	108
May 17	KENTUCKY	*	7.1	3	1	1	0	6	0	0	0	2	0	0	0	8-1	6-4	0	3.81	100
Jun 01	vs. St. John's	*	7.0	3	0	0	2	8	1	0	0	0	0	0	0	2-0	7-4	0	3.52	101
Totals		15	92.0	68	40	36	33	102	8	1	6	10	1	7	0	80-56	7-4	0	3.52	--

DORES RANKED TOP 10 PRESEASON ONCE AGAIN

- ★ For an eighth-straight season, Vanderbilt was situated in the Top 10 rankings during the preseason. The Commodores are ranked No. 15 by Collegiate Baseball and NCBWA this week.
- ★ The preseason rankings follow the Commodores' fourth NCAA Super Regional appearance in five seasons a year ago. Vandy concluded 2017 ranked as high as No. 6 per Baseball America.

WHAT'S BACK IN 2018: OFFENSE

- ★ The Dorens bring back five position players who started at least 50 percent of the games (31 of 62) for last season's NCAA Super Regional team — **Julian Infante** (62), **JJ Bleday** (48), **Ethan Paul** (52), **Connor Kaiser** (59) and **Stephen Scott** (31). Players **Harrison Ray** (17) and **Alonzo Jones** (25) started at least 10.

Category	'18 Ret.	'17 Total	Pct. Back
Runs Batted In	176	379	46.4%
Doubles	60	114	52.6%
Triples	6	17	35.2%
Home Runs	22	51	43.1%
Hits	299	599	49.9%
At Bats	1158	2141	54.0%
Runs	213	409	52.0%
Stolen bases	17	54	31.4%

WHAT'S BACK IN 2018: PITCHING

- ★ The Commodores bring back seven pitchers with experience from last season. Four pitchers logged starts on the mound in 2017 — **Patrick Raby** (16), **Drake Fellows** (10), **Chandler Day** (12) and **Maddux Conger** (3).

Category	'18 Ret.	'17 Total	Pct. Back
Appearances	116	213	54.4%
Victories	25	36	69.4%
Starts	41	62	66.1%
Strikeouts	307	544	56.4%
Innings Pitched	326.1	558.2	58.4%
Saves	1	12	8.3%

VANDERBILT IN NATIONAL RANKINGS

DATE	BA	NCBWA	CB	USA	D1	PG
PS	18	15	6	10	14	NR
Feb. 19	18	11	6	10	13	23
Feb. 26	18	10	5	10	12	17
Mar. 5	21	14	10	14	15	19
Mar. 12	14	14	11	13	13	15
Mar. 19	9	8	5	7	8	11
Mar. 26	8	9	4	8	8	10
Apr. 2	14	16	17	16	15	15
Apr. 9	14	16	20	16	15	15
Apr. 16	6	11	9	12	10	11
Apr. 23	11	17	12	17	17	13
Apr. 30	17	24	15	21	23	18
May 7	NR	RV	NR	RV	NR	NR
May 14	NR	NR	NR	RV	NR	NR
May 21	NR	RV	29	RV	25	RV
May 28	NR	RV	NR	RV	NR	NR
June 5	N/A	15	15	N/A	N/A	NA

NATIONAL POLLS

BA	Baseball America
CB	Collegiate Baseball
NCBWA	National Collegiate Baseball Writers Association
USA	USA Today Coaches
PG	Perfect Game
D1	D1Baseball.com

HIGHEST RANKING THIS SEASON

Poll	Date	Ranking
Collegiate Baseball	March 26	4

NATIONAL RANKINGS

BASEBALL AMERICA (May 28)	COLLEGIATE BASEBALL (June 5)	NCBWA (June 5)	USA TODAY COACHES (May 28)	PERFECT GAME (May 28)	D1BASEBALL (May 28)
1. Florida	1. Oregon State	1. Oregon State	1. Florida	1. Florida	1. Oregon State
2. Oregon State	2. Florida	2. Florida	2. Oregon State	2. Oregon State	2. Florida
3. Stanford	3. North Carolina	3. North Carolina	3. Stanford	3. Ole Miss	3. Ole Miss
4. Ole Miss	4. Arkansas	4. Arkansas	4. Ole Miss	4. Stanford	4. Arkansas
5. Florida State	5. Texas	5. Texas Tech	5. Florida State	5. Arkansas	5. Stanford
6. North Carolina	6. Texas Tech	6. Stetson	6. Arkansas	6. Florida State	6. Florida State
7. Clemson	7. Minnesota	7. Minnesota	7. Clemson	7. Clemson	7. Clemson
8. Arkansas	8. Stetson	8. Texas	8. North Carolina	8. Minnesota	8. North Carolina
9. Minnesota	9. Duke	9. Auburn	9. Georgia	9. North Carolina	9. Georgia
10. Texas Tech	10. South Carolina	t-10. Duke	10. Minnesota	10. Southern Miss	10. Minnesota
11. Georgia	11. Tennessee Tech	t-10. Tennessee Tech	11. Texas Tech	11. Texas Tech	11. Stetson
12. East Carolina	12. Cal State Fullerton	12. South Carolina	t-12. Stetson	12. Georgia	12. East Carolina
13. Coastal Carolina	13. Washington	13. Ole Miss	t-12. East Carolina	13. NC State	13. Southern Miss
14. Texas	14. Auburn	14. Cal State Fullerton	14. NC State	14. East Carolina	14. Texas
15. NC State	15. Vanderbilt	15. Vanderbilt	15. Coastal Carolina	15. Stetson	15. Texas Tech
16. Duke	16. Mississippi State	16. Mississippi State	16. Texas	16. Texas	16. NC State
17. Southern Miss	17. Clemson	17. Washington	17. Southern Miss	17. UCONN	17. Coastal Carolina
18. Stetson	18. Stanford	18. Stanford	18. Duke	18. Duke	18. Duke
19. Houston	19. Ole Miss	19. Clemson	t-19. Auburn	19. Auburn	19. UCLA
20. UCLA	20. Georgia	20. Georgia	t-19. UCLA	20. Coastal Carolina	20. Tennessee Tech
21. UCONN	21. Southern Miss	21. NC State	21. UCONN	21. Louisville	21. Houston
22. Auburn	22. NC State	22. Southern Miss	22. Louisville	22. Missouri State	22. UCONN
23. Missouri State	23. Louisville	23. East Carolina	23. Tennessee Tech	23. Tennessee Tech	23. Auburn
24. Louisville	24. Oklahoma	24. Coastal Carolina	24. Houston	24. South Florida	24. Louisville
25. Tennessee Tech	25. UCLA	t-25. Florida State	25. Texas A&M	25. UCLA	25. South Carolina
	26. Houston	t-25. UCLA			
	27. UCONN	27. Florida Atlantic			
	28. Coastal Carolina	28. Louisville			
	29. East Carolina	29. Oklahoma			
	30. St. John's	30. UCONN			

THE TIM CORBIN FILE

Personal

Tim Carter Corbin

____ Born: Aug. 5, 1961, at Wolfeboro, N.H.

____ Hometown: Wolfeboro, N.H.

____ Family: Maggie (wife), daughters Molly and Hannah

Education

Ohio Wesleyan

____ Master of Arts in Athletic Administration, 1986

____ Bachelor of Arts in Physical Education, 1984

Playing Experience

Ohio Wesleyan

____ Four-year letterman as an infielder and catcher

Coaching Experience

Vanderbilt Commodores

Head Coach (2003-present)

____ 680-340-1 record (.666)

____ Highest winning % all-time among VU coaches

____ All-time winningest coach in program history

____ 2014 College World Series Champions

____ 2014 national coach of the year

____ 2015 College World Series Runner-Up

____ Three CWS Appearances (2011, 2014, 2015)

____ 13-Straight NCAA Tournament appearances

____ Record-setting 26 SEC wins in 2013

____ 59 pitchers taken in MLB Draft during Corbin era

____ 15 First-Round MLB Draft picks in Corbin era

____ D1Baseball.com's No. 1 program in 2015

____ D1Baseball.com's No. 2 program in 2017

____ 2007 SEC regular season and tournament champs

____ Three SEC regular season titles (2007, 2011, 2013)

Clemson Tigers

Associate Head Coach (2001-02)

Assistant Head Coach (1998-01)

Assistant Coach (1994-98)

____ Fourth-winningest program nationally from 1994-02

____ Nine NCAA Tournament appearances

____ Four CWS appearances (1995, 1996, 2000, 2002)

____ Recruited nine-straight top-25 Classes

____ 20 players earned All-America status

Presbyterian Blue Hose

Head Coach (1988-93)

____ Led restart of dormant program

____ Led transition from NAIA to NCAA Division II

____ 106-138 overall record

Wofford

Assistant Coach (1987)

Ohio State Buckeyes

Graduate Assistant Coach (1985-86)



In his 16th season at Vanderbilt, Tim Corbin has transformed Vanderbilt into one of the national powers of college baseball and taken the program to unprecedented success winning the school's first-ever men's national title in 2014.

Corbin's owns a 680-340-1 (.666) at Vanderbilt and became the program's all-time winningest coach on March 4. He is also first in winning percentage for coaches with 100 games or more.

Under Corbin, Vanderbilt boasts the Southeastern Conference's longest streak of consecutive NCAA Tournament appearances at 13. The Does have advanced to a Super Regional in five of the last six years.

In 2015, Vanderbilt returned to the College World Series for the third time in five years with team's fourth 50-win season in the last four making it back to the CWS Finals before losing in three games to Virginia. The Does captured the SEC East with a 20-10 mark.

The 2014 Commodores topped Virginia in the College World Series finals in three games to claim the title in just the Does' second trip to Omaha. For the third time in four years Vandy hosted NCAA Regionals and Super Regionals, topping Oregon in the Regional final and Stanford in the Super Regionals.

Vanderbilt's 2013 team was one for the ages as the Commodores matched the school record with a 54-12 record and smashed the SEC record with a 26-3 mark to win the league title.

Year	Overall	Conf.	Place	Home	Road	Neutral	SEC Tourn	NCAA
2003	27-28	14-16	T-6th	19-10	6-14	2-4	0-2	--
2004	45-19	16-14	7th	28-5	11-11	6-3	3-1	3-2
2005	34-21	13-17	8th	23-12	11-9	0-0	--	--
2006	38-27	16-14	6th	23-12	10-11	5-4	3-2	2-2
2007	54-13	22-8	1st	34-4	12-8	8-1	5-1	3-2
2008	41-22	15-14	T-4th	22-9	12-9	7-4	3-2	1-2
2009	37-27	12-17	8th	22-11	10-14	5-3	3-1	3-2
2010	46-20	16-12	5th	27-6	13-11	6-3	1-2	5-3
2011	54-12	22-8	T-1st	33-4	16-5	5-3	3-1	7-2
2012	35-28	16-14	T-5th	22-12	7-13	6-3	5-1	2-2
2013	54-12	26-3	1st	34-7	17-3	3-2	3-2	3-3
2014	51-21	17-13	6th	31-10	13-7	7-4	1-2	10-3
2015	51-21	20-10	2nd	28-8	15-7	8-6	3-2	9-2
2016	43-19	18-12	6th	31-7	9-10	3-2	2-2	0-2
2017	36-25-1	15-13-1	6th	21-11-1	10-12	5-2	0-1	3-3
2018	34-25	16-14	6th	22-9	9-11	3-5	0-1	3-0
Career	680-340-1	274-199-1	--	420-137-1	181-155	79-49	35-23	54-30

ASSISTANT COACHES



SCOTT BROWN
Assoc. Head Coach



MIKE BAXTER
Assistant Coach



DAVID MACIAS
Volunteer Assistant

2018 BATTER NOTES

9 ★ Garrett Blaylock ★ Freshman

Overall: .231 • SEC: .300 (3-10) • Last 10: .250 (1-4) • Reached Base Streak: 1G

IF ★ T.C. Roberson HS ★ Asheville, N.C.

HITTING CAREER HIGHS

Hits: _____ 1, 6x, last at Tennessee (5/13/18)
 Runs: _____ 2, vs. Presbyterian (2/21/18)
 RBI: _____ 2, vs. UMass-Lowell (2/23/18)
 Walks: _____ 1, at Clemson (6/3/18)
 HRs: _____
 Strikeouts: _____ 2, 2x, last vs. Middle Tennessee (5/15/18)
 Stolen Bases: _____

CAREER NCAA TOURN: 1 G, 0 GS, .000 (0-for-0) with a walk and run scored
2018 VS. MISSISSIPPI STATE: 1 G, 0 GS, .000 (0-for-1) with a strikeout

- ★ Walked and scored a run in last Sunday's 19-4 victory at Clemson
- ★ Is batting .308 (4-for-13) with runners in scoring position
- ★ Provided a pinch-hit single in the ninth inning on May 13 at Tennessee
- ★ Made his first-career start on May 5 at Auburn
- ★ In three-career starts has recorded two hits with as many RBIs
- ★ Entered the game on April 5 against Georgia as a pinch runner
- ★ Drove in a season-high two runs in a 1-for-1 performance vs. UMass-Lowell on Feb. 23
- ★ Lettered four years at T.C. Roberson High School
- ★ State championship MVP and Co-Conference Player of the Year as a senior

51 ★ JJ Bleday ★ Sophomore

Overall: .367 • SEC: .391 (18-46) • Last 10: .359 (14-39) • Reached Base Streak: 25G

OF ★ A. Crawford Mosley HS ★ Panama City Beach, Fla.

HITTING CAREER HIGHS

Hits: _____ 3, 6x, last at Tennessee (5/13/18)
 Runs: _____ 2, 6x, last vs. Kentucky (5/18/18)
 RBI: _____ 3, 3x, last vs. St. Mary's (3/10/17)
 Walks: _____ 5, vs. Middle Tennessee (5/15/18)
 HRs: _____ 1, 5x, last vs. Houston (3/4/18)
 Strikeouts: _____ 2, 8x, last vs. Kentucky (5/17/18)
 Stolen Bases: _____ 1, 2x, last vs. Clemson (6/2/18)

CAREER NCAA TOURN: 8 G, 8 GS, .321 (9-for-28) with five runs and two RBIs

2018 VS. MISSISSIPPI STATE: 3 G, 3 GS, .357 (5-for-14) with two runs and an RBI

- ★ Since returning from injury on May 8: .357 average (15-for-42), 10 runs and 15 walks
- ★ Batted .308 (4-for-13) with two runs in three starts at the NCAA Clemson Regional
- ★ Matched Vandy program record with five walks on May 15 vs. Middle Tennessee
- ★ Appeared in his first game since March 27 on May 8 vs. Tenn. Tech (oblique injury)
- ★ Has reached base in 25-straight games dating to March 4 vs. Houston
- ★ Boasts 12 multi-hit games and three multi-RBI games
- ★ Started 48 games and made 51 appearances as a freshman in 2017
- ★ Racked up 56 total bases and drove in 22 RBIs while batting .256 in 2017
- ★ Third team All-American by Rawlings-Perfect Game at A. Crawford Mosley H.S.

5 ★ Philip Clarke ★ Freshman

Overall: .307 • SEC: .302 (35-116) • Last 10: .359 (14-39) • Reached Base Streak: 1G

C ★ Christ Presbyterian Academy ★ Franklin, Tenn.

HITTING CAREER HIGHS

Hits: _____ 3, 4x, last at Clemson (6/3/18)
 Runs: _____ 2, 5x, last at Clemson (6/3/18)
 RBI: _____ 3, 6x, last vs. Kentucky (5/17/18)
 Walks: _____ 4, vs. UMass-Lowell (2/23/18)
 HRs: _____ 2, at Clemson (6/3/18)
 Strikeouts: _____ 2, 7x, last vs. Clemson (6/2/18)
 Stolen Bases: _____ 2, vs. UMass-Lowell (2/25/18)

CAREER NCAA TOURN: 3 G, 3 GS, .384 (5-for-13), two homers, three RBIs and two runs

2018 VS. MISSISSIPPI STATE: 3 G, 2 GS, .273 (3-for-11) with three doubles and two runs

- ★ Named to the NCAA Clemson Regional All-Tournament Team
- ★ Named Collegiate Baseball Freshman All-American
- ★ Has appeared in 54 games including 45 starts with 29 of the last 30 at designated hitter
- ★ Tied for team lead with 18 multi-hit games and tied for second with 10 multi-RBI games
- ★ Has recorded a hit in 26 of his last 34 games and reached base in 23 of 27 outings
- ★ Named the SEC's No. 36 prospect for the 2019 MLB Draft by D1Baseball.com
- ★ Lettered four years at Christ Presbyterian Academy in Franklin, Tenn.
- ★ Helped lead the Lions to a runner-up finish in the Tennessee state tournament
- ★ Tennessean Baseball Player of the Year and 2017 Class AA Mr. Baseball as a senior

18 ★ Pat DeMarco ★ Freshman

Overall: .271 • SEC: .263 (30-114) • Last 10: .179 (7-39) • Reached Base Streak: 11G

OF ★ Winder-Barrow HS ★ Staten Island, N.Y.

HITTING CAREER HIGHS

Hits: _____ 3, 3x, last vs. Presbyterian (2/20/18)
 Runs: _____ 3, vs. Austin Peay (2/27/18)
 RBI: _____ 4, vs. Houston (3/4/18)
 Walks: _____ 2, 2x, last vs. Georgia (4/7/18)
 HRs: _____ 1, 9x, last vs. Kentucky (5/19/18)
 Strikeouts: _____ 3, 2x, last at Florida (3/30/18)
 Stolen Bases: _____ 2, 2x, last at Tennessee (5/11/18)

CAREER NCAA TOURN: 3 G, 3 GS, .166 (2-for-12) with two walks and a run

2018 VS. MISSISSIPPI STATE: 3 G, 3 GS, .357 (5-for-14) with four RBIs and two runs

- ★ Named Collegiate Baseball Freshman All-American
- ★ Tied for team lead with 18-multi-hit games and is second with 12 multi-RBI games
- ★ One of two players to start all 59 games (Ethan Paul)
- ★ Team leader in total bases (102) and is third in hits (62) and RBIs (40)
- ★ Batting .310 (36-for-116) with runners aboard
- ★ Named the SEC's No. 35 prospect for the 2019 MLB Draft by D1Baseball.com
- ★ Moved from New York to Georgia in high school to focus on year-round baseball
- ★ High school All-American and Georgia Player of the Year at Winder-Barrow H.S.
- ★ Father played baseball for two years at St. John's

20 ★ Ty Duvall ★ Sophomore**Overall: .276 • SEC: .303 (10-33) • Last 10: .500 (3-6) • Reached Base Streak: --****C ★ Lebanon HS ★ Lebanon, Ohio****HITTING CAREER HIGHS**

Hits: _____ 3, vs. Western Kentucky (3/14/17)
 Runs: _____ 3, vs. Middle Tennessee (5/15/18)
 RBI: _____ 4, vs. Ole Miss (4/15/18)
 Walks: _____ 3, vs. Middle Tennessee (5/15/18)
 HRs: _____ 1, 2x, last vs. South Carolina (4/27/18)
 Strikeouts: _____ 3, at Auburn (5/4/18)
 Stolen Bases: _____ 1, at Missouri (4/21/18)

CAREER NCAA TOURN: 2 G, 0 GS, .500 (1-for-2) with a single
2018 VS. MISSISSIPPI STATE: 1 G, 0 GS, 1.000 (1-for-1) with a single
 ★ Registered a pinch-hit double vs. Texas A&M at the SEC Tournament
 ★ Has made 14 starts at catcher, one at DH and appeared in 28 games
 ★ Has recorded a combined 16 hits in his last 22 appearances
 ★ Went 2-for-3 with three runs, three walks and an RBI on May 15 vs. MTSU
 ★ Tagged game-winning, three-run double in sixth inning to clinch series vs. Ole Miss
 ★ Made 17 appearances including four starts during 2017 freshman campaign
 ★ Finished with 12 total bases while posting a .516 on-base percentage in 2017
 ★ Top prospect in the state of Ohio in 2016 according to Perfect Game
 ★ Played summer ball in high school with Andrew Benintendi (Boston Red Sox)

13 ★ Kiambu Fentress ★ Redshirt Sophomore**Overall: .000 • SEC: .000 (0-0) • Last 10: .000 (0-0) • Reached Base Streak: --****OF ★ Ensworth HS ★ Nashville, Tenn.****HITTING CAREER HIGHS**

Hits: _____ 1, at Middle Tennessee (4/18/17)
 Runs: _____ 1, 2x, last at Tennessee (4/12/18)
 RBI: _____ 1, vs. Austin Peay (2/27/18)
 Walks: _____
 HRs: _____
 Strikeouts: _____ 1, 2x, last vs. UMass-Lowell (2/23/18)
 Stolen Bases: _____

★ Pinch ran in the ninth inning and scored one run on May 12 at Tennessee
 ★ Made first appearance since Feb. 27 on April 17 vs. Evansville as pinch runner
 ★ Recorded his first-career RBI vs. Austin Peay on Feb. 27
 ★ Has appeared in the outfield in six of his 10 appearances off the bench
 ★ Legged out first-career hit at Middle Tennessee on April 18, 2017
 ★ Did not participate in team activities during 2016 season
 ★ Lettered in football and baseball at Ensworth High School in Nashville
 ★ Dad is enshrined in Elon Hall of Fame after All-America career in football

99 ★ Jayson Gonzalez ★ Freshman**Overall: .225 • SEC: .070 (3-43) • Last 10: .231 (6-26) • Reached Base Streak: --****IF ★ Bishop Amat HS ★ Covina, Calif.****HITTING CAREER HIGHS**

Hits: _____ 4, 2x, last vs. Austin Peay (2/27/18)
 Runs: _____ 3, vs. Middle Tennessee (5/15/18)
 RBI: _____ 5, vs. UMass-Lowell (2/24/18)
 Walks: _____ 1, 11x, last vs. Kentucky (5/19/18)
 HRs: _____ 2, vs. UMass-Lowell (2/24/18)
 Strikeouts: _____ 3, 5x, last at Tennessee (4/12/18)
 Stolen Bases: _____ 1, vs. Houston (3/4/18)

CAREER NCAA TOURN: 3 G, 3 GS, .333 (3-for-9) with a home run
2018 VS. MISSISSIPPI STATE: 3 G, 3 GS, .167 (2-for-12) with two runs and an RBI
 ★ Belted a solo homer in the fifth inning of Friday's win vs. St. John's
 ★ Recorded his first multi-hit game since March 7 on May 15 vs. MTSU (3-for-6)
 ★ Made his first-career start/appearance at shortstop on May 6 at Auburn
 ★ Boasts seven multi-RBI games and six multi-hit performances
 ★ Named SEC Freshman of the Week on March 12
 ★ In return to California, went 4-for-11 with five RBIs vs. Long Beach, UCLA and TCU
 ★ Father Wallace played baseball in the Atlanta Braves organization
 ★ Brother Wallace III played for the Houston Astros organization
 ★ Named All-American, All-State and 2017 National Classic MVP as a senior

17 ★ Walker Grisanti ★ Junior**Overall: .139 • SEC: .000 (0-9) • Last 10: .000 (0-0) • Reached Base Streak: 2G****OF ★ Christian Brothers HS ★ Collierville, Tenn.****HITTING CAREER HIGHS**

Hits: _____ 2, 4x, last at South Carolina (4/6/17)
 Runs: _____ 3, vs. Xavier (3/12/16)
 RBI: _____ 3, 2x, last vs. Austin Peay (2/27/18)
 Walks: _____ 3, at UCLA (3/9/18)
 HRs: _____ 1, 2x, last vs. Austin Peay (2/27/18)
 Strikeouts: _____ 3, 3x, last at Florida (3/30/18)
 Stolen Bases: _____ 1, 2x, last vs. Lipscomb (3/27/18)

CAREER NCAA TOURN: 3 G, 0 GS, .000 (0-for-2) with two strikeouts
2018 VS. MISSISSIPPI STATE: 2 G, 2 GS, .000 (0-for-5) with a walk and a run
 ★ Drew a walk in his lone plate appearance last time out (May 15) vs. MTSU
 ★ Has not recorded a hit in last 10 appearances (0-for-20)
 ★ Has drawn 17 walks and worked a free pass in 13 of 20 appearances
 ★ Nine of 10 starts have come in the outfield with the other (March 9) at designated hitter
 ★ Played in 21 games including making a pair of starts during 2017 sophomore season
 ★ Played in 30 games, starting 10, and hitting .349 with 10 RBIs as a freshman in 2016
 ★ Tagged pinch-hit homer in ninth inning to down Texas A&M at 2016 SEC Tournament
 ★ Grandfather, Buddy Soefker, played football at LSU and for the Los Angeles Rams
 ★ Uncle played football at Vanderbilt

22 ★ Julian Infante ★ Junior**Overall: .191 • SEC: .236 (17-72) • Last 10: .348 (8-23) • Reached Base Streak: 1G****IF ★ Westminster Christian HS ★ Miami, Fla.****HITTING CAREER HIGHS**

Hits: _____ 4, vs. Belmont (3/22/17)
 Runs: _____ 4, vs. Belmont (3/22/17)
 RBI: _____ 7, vs. Missouri (5/7/17)
 Walks: _____ 3, vs. St. Mary's (3/12/17)
 HRs: _____ 1, 19x, last at Clemson (6/3/18)
 Strikeouts: _____ 4, 2x, last vs. UMass-Lowell (2/23/18)
 Stolen Bases: _____ 1, at Florida (3/31/18)

CAREER NCAA TOURN: 10 G, 10 GS, .205 (8-for-39) with six RBIs, four runs and a homer
2018 VS. MISSISSIPPI STATE: 3 G, 3 GS, .333 (4-for-12) with two runs and an RBI
 ★ Went 2-for-4 with two runs, two walks and a homer in Sunday's 19-4 win at Clemson
 ★ Put the Doves on the board with an RBI-groundout on Saturday vs. Clemson
 ★ Has recorded 13 hits including four multi-hit performances in his last 15 games
 ★ Named 2018 preseason All-American by Perfect Game
 ★ Led the Commodores with 66 RBIs while boasting a .315 average in 2017
 ★ Drove in a career-best seven runs against Missouri on May 7, 2017
 ★ Hit six home runs in 26 games during the second half of the season in 2016
 ★ Named an All-American by Perfect Game at Westminster Christian High School
 ★ Holds Florida state record for home runs in a single season with BBCOR bats with 13

12 ★ Connor Kaiser ★ Junior**Overall: .298 • SEC: .286 (28-98) • Last 10: .436 (17-39) • Reached Base Streak: 3G**

IF ★ Blue Valley West HS ★ Overland Park, Kan.

HITTING CAREER HIGHS

Hits: _____ 5, at Clemson (6/3/18)
 Runs: _____ 3, 3x, last at Clemson (6/3/18)
 RBI: _____ 10, at Clemson (6/3/18)
 Walks: _____ 3, 2x, last vs. LSU (3/23/18)
 HRs: _____ 3, at Clemson (6/3/18)
 Strikeouts: _____ 4, at Clemson (6/3/17)
 Stolen Bases: _____ 2, 2x, last vs. UMass-Lowell (2/25/18)

CAREER NCAA TOURN: 11 G, 11 GS, .295 (13-for-44) with 12 RBIs, eight runs and three HR
2018 VS. MISSISSIPPI STATE: 3 G, 3 GS, .364 (4-for-11) with two RBIs and a run
 ★ Named NCAA Clemson Regional Most Valuable Player
 ★ Selected in third round (pick 86) of the MLB Draft by the Pirates on Tuesday
 ★ Named to the SEC All-Defensive Team at shortstop
 ★ Matched NCAA Tournament record with 10 RBIs in Sunday's 19-4 win vs. Clemson
 ★ Became second Dore to hit three home runs in an NCAA Tournament game on Sunday
 ★ Team leader with 14 multi-RBI games and is fourth with 17 multi-hit games
 ★ Has started 146 of the last 149 games at shortstop (April 9, 2016-present)
 ★ Fourth on team with 25 walks while posting a .316 on-base percentage in 2017
 ★ Earned Rawlings Gold Glove Award in 2013 while at Blue Valley West H.S.

16 ★ Austin Martin ★ Freshman**Overall: .335 • SEC: .308 (36-117) • Last 10: .368 (14-38) • Reached Base Streak: 12G**

IF ★ Trinity Christian Academy HS ★ Jacksonville, Fla.

HITTING CAREER HIGHS

Hits: _____ 4, vs. Presbyterian (2/20/18)
 Runs: _____ 3, 2x, at Clemson (6/3/18)
 RBI: _____ 3, at Tennessee (5/13/18)
 Walks: _____ 3, 2x, last vs. Kentucky (5/17/18)
 HRs: _____ 1, vs. Duke (2/18/18)
 Strikeouts: _____ 4, vs. Indiana State (2/28/18)
 Stolen Bases: _____ 3, vs. Presbyterian (2/21/18)

CAREER NCAA TOURN: 3 G, 3 GS, .384 (5-for-13) with four runs and an RBI
2018 VS. MISSISSIPPI STATE: 3 G, 3 GS, .545 (6-for-11) with three runs and two doubles
 ★ Named Collegiate Baseball Freshman All-American
 ★ Named to the NCAA Clemson Regional All-Tournament Team
 ★ Team leader in hits (70) and stolen bases (21) and is second in on-base percentage (.447)
 ★ Tied for the team lead in multi-hit games (18)
 ★ Went 3-for-4 with an RBI vs. Texas A&M at the SEC Tournament
 ★ Has batted leadoff in 49 of the team's 59 games this season
 ★ Named SEC Freshman of the Week on April 16
 ★ Has started at six different positions this season (1B, SS, 3B, LF, CF and DH)
 ★ During senior season was named Rawlings-Perfect Game second-team All-American

10 ★ Ethan Paul ★ Junior**Overall: .240 • SEC: .190 (20-105) • Last 10: .238 (10-42) • Reached Base Streak: 2G**

IF ★ International School ★ Bellevue, Wash.

HITTING CAREER HIGHS

Hits: _____ 4, 2x, last vs. UMass-Lowell (2/24/18)
 Runs: _____ 3, 7x, last vs. Ole Miss (4/15/18)
 RBI: _____ 7, vs. UMass-Lowell (2/24/18)
 Walks: _____ 3, vs. Xavier (3/13/16)
 HRs: _____ 2, 2x, last vs. Evansville (4/17/18)
 Strikeouts: _____ 3, 5x, last vs. Tennessee Tech (5/8/18)
 Stolen Bases: _____ 2, 4x, last vs. South Carolina (4/27/18)

CAREER NCAA TOURN: 11 G, 11 GS, .348 (15-for-43) with seven runs and four RBIs
2018 VS. MISSISSIPPI STATE: 3 G, 3 GS, .182 (2-for-11) with two runs and an RBI
 ★ Selected in 26th round (pick 775) of the MLB Draft by the Pirates on Wednesday
 ★ Named to the NCAA Clemson Regional All-Tournament Team
 ★ Batted .333 (3-for-9) with two RBIs and a homer at the NCAA Clemson Regional
 ★ Belted a game-tying two-run homer on Saturday vs. Clemson
 ★ Has started 107 consecutive games at second base (Feb. 22, 2017-present)
 ★ Second on the team in RBIs (41) and tied for second in doubles (12)
 ★ One of two players (Pat DeMarco) to start all 59 games this season
 ★ Finished third on the team with 15 doubles in 2017
 ★ 2016 Freshman All-American by Collegiate Baseball after hitting .305

2 ★ Harrison Ray ★ Sophomore**Overall: .218 • SEC: .193 (11-57) • Last 10: .176 (3-17) • Reached Base Streak: 1G**

IF ★ Lake Brantley HS ★ Longwood, Fla.

HITTING CAREER HIGHS

Hits: _____ 2, 4x, last vs. Georgia (4/6/18)
 Runs: _____ 2, 2x, last at Clemson (6/3/18)
 RBI: _____ 4, vs. South Carolina (4/29/18)
 Walks: _____ 2, at Kentucky (4/2/17)
 HRs: _____ 1, 2x, last at Clemson (6/3/18)
 Strikeouts: _____ 3, vs. Ole Miss (4/13/18)
 Stolen Bases: _____ 2, vs. Georgia (4/6/18)

CAREER NCAA TOURN: 5 G, 1 GS, .222 (2-for-9) with four runs, two RBIs and a homer
2018 VS. MISSISSIPPI STATE: 2 G, 0 GS, .000 (0-for-0) with a walk and run scored
 ★ Struck his second-career home run in Sunday's 19-4 victory at Clemson
 ★ Has made 39 appearances and 19 starts -- including 17 since April 6
 ★ His 19 starts have come at four different positions (3B, LF, CF, RF)
 ★ Batting .326 (15-for-46) with runners aboard
 ★ Went 4-for-12 (.333) with three runs, a double and triple vs. South Carolina
 ★ Made 17 starts and appeared in 32 games as a freshman a season ago
 ★ Went 19-for-78 at the plate, posting a .244 average in 2017
 ★ Father was a high school wrestler and brother plays high school football
 ★ Lettered three years on the baseball team at Lake Brantley High School

19 ★ Stephen Scott ★ Junior**Overall: .260 • SEC: .207 (17-82) • Last 10: .316 (12-38) • Reached Base Streak: 3G**

OF/C ★ Cardinal Gibbons HS ★ Cary, N.C.

HITTING CAREER HIGHS

Hits: _____ 3, vs. Duke (2/17/18)
 Runs: _____ 4, at Clemson (6/3/18)
 RBI: _____ 5, vs. Middle Tennessee (5/15/18)
 Walks: _____ 2, 12x, last at Clemson (6/3/18)
 HRs: _____ 2, 2x, last at Clemson (6/3/18)
 Strikeouts: _____ 3, vs. UMass-Lowell (2/23/18)
 Stolen Bases: _____ 2, vs. Georgia (4/5/18)

CAREER NCAA TOURN: 5 G, 4 GS, .307 (4-for-13) with five walks, five runs and two RBIs
2018 VS. MISSISSIPPI STATE: 2 G, 1 GS, .000 (0-for-5) with a walk and run scored
 ★ Selected in 31st round (pick 927) of the MLB by the Marlins on Wednesday
 ★ Batted .400 (4-for-10) with two homers and five runs at the NCAA Clemson Regional
 ★ Has belted eight home runs in his last 11 games including two on Sunday at Clemson
 ★ Named Collegiate Baseball National Player of the Week on May 14 and May 21
 ★ Hitting .319 (15-for-47) with runners in scoring position
 ★ Has reached base in 13 of his last 14 games and in 23 of his last 25 games
 ★ Has started at catcher (32x), left field (10x) and designated hitter (2x)
 ★ Struck a three-run home run and matched a career-high four RBIs on April 7 vs. UGA
 ★ Has totaled 10 multi-hit performances and nine multi-RBI performances this season

2018 BULLPEN NOTES

21 ★ Tyler Brown ★ Freshman		Overall: 1-4, 5.15 ERA • SEC: 0-1, 7.50 ERA, 12.0 IP • W/Runners: .333 (22-66)
RHP ★ Olentangy Orange HS ★ Ashland, Ohio		LAST TIME OUT: June 3 at Clemson - 2.0 IP, 0 H, 0 R, 0 ER, 0 BB, 1 K CAREER NCAA TOURN: 1 APP, 0 GS, 0.00 ERA, 2.0 IP, 0 H, 0 R, 0 ER, 0 BB, 1 K 2018 VS. MISSISSIPPI STATE: 1 G, 0 GS, 4.0 IP, 2 H, 0 R, 0 ER, 1 BB, 6 K ★ Made two starts -- May 15 vs. MTSU and May 22 vs. Texas A&M ★ Tied for the team lead (Zach King, Reid Schaller) with 19 appearances ★ Has not walked more than one batter in all 19 appearances ★ Has struck out four or more hitters six times ★ Has logged three saves -- all since March 9 ★ Drafted by the Cincinnati Reds in the 26th round of the 2017 MLB Draft
PITCHING CAREER HIGHS Innings Pitched: _____ 5.0, vs. Texas A&M (5/22/18) Strikeouts: _____ 6, 2x, last at Mississippi State (3/18/18) Hits Allowed: _____ 6, at Florida (3/31/18) Walks Allowed: _____ 1, 7x, last vs. Texas A&M (5/22/18) Runs Allowed: _____ 6, at Florida (3/31/18)		
42 ★ Maddux Conger ★ Junior		Overall: 2-0, 2.21 ERA • SEC: 0-0, 5.40 ERA, 3.1 IP • W/Runners: .191 (9-47)
RHP ★ Stephenville HS ★ Stephenville, Texas		LAST TIME OUT: June 3 at Clemson - 1.0 IP, 1 H, 0 R, 0 ER, 0 BB, 2 K CAREER NCAA TOURN: 4 APP, 0 GS, 3.17 ERA, 5.2 IP, 3 H, 4 R, 2 ER, 6 BB, 6 K ★ Selected in 22nd round (pick 645) of the MLB Draft by the Tigers on Wednesday ★ Earned his second win, coming in relief on May 15 against Middle Tennessee ★ Has not allowed more than one earned run in all 11 appearances ★ Has not permitted a run in five of his last seven outings ★ Has appeared out of the bullpen nine-straight times after drawing the start on Feb. 20 ★ Earned the win in lone start vs. Presbyterian on Feb. 20 (5.0 IP, 3 H, 0 R, 2 BB, 5 K) ★ Posted a 2-1 record alongside a 4.96 ERA during 32.2 innings in 2017
PITCHING CAREER HIGHS Innings Pitched: _____ 5.0, vs. Presbyterian (2/20/18) Strikeouts: _____ 6, vs. Evansville (2/22/17) Hits Allowed: _____ 7, vs. Southeastern La. (2/28/17) Walks Allowed: _____ 5, 2x, last vs. Austin Peay (2/27/18) Runs Allowed: _____ 5, 2x, last vs. Austin Peay (2/27/18)		
27 ★ Chandler Day ★ Junior		Overall: 1-1, 3.22 ERA • SEC: 1-1, 2.76 ERA, 16.1 IP • W/Runners: .194 (12-62)
RHP ★ Watkins Memorial HS ★ Granville, Ohio		LAST TIME OUT: June 2 vs. Vanderbilt - Save, 1.0 IP, 0 H, 0 R, 0 ER, 1 BB, 0 K CAREER NCAA TOURN: 2 APP, 0 GS, 0.00 ERA, 2.0 IP, 1 H, 0 R, 0 ER, 1 BB, 1 K ★ Selected in 7th round (pick 221) of the MLB Draft by the Nationals on Tuesday ★ In his last 10 appearances - 13.0 IP, 4 H, 1 R, 0 ER, 7 BB, 16 K ★ Has recorded his first four career saves -- all coming since May 11 at Tennessee ★ No. 130 on the nation's top college prospects for the 2018 MLB Draft (D1Baseball.com) ★ Posted a 7-2 record and 3.78 ERA across 13 appearances including 12 starts in 2017 ★ Made three starts and pitched in 10 total games going 2-1 with a 4.26 ERA in 2016 ★ Named an All-American by Perfect Game in 2015 at Watkins Memorial High School
PITCHING CAREER HIGHS Innings Pitched: _____ 9.0, vs. Lipscomb (3/28/17) Strikeouts: _____ 10, 2x, last vs. Georgia (4/6/18) Hits Allowed: _____ 8, vs. LSU (4/7/16) Walks Allowed: _____ 5, vs. Lipscomb (3/28/17) Runs Allowed: _____ 6, at Middle Tennessee (3/22/16)		
39 ★ Jake Eder ★ Freshman		Overall: 1-4, 5.45 ERA • SEC: 0-0, 18.00 ERA, 1.0 IP • W/Runners: .240 (12-50)
LHP ★ Calvary Christian Academy ★ Ocean Ridge, Fla.		LAST TIME OUT: May 6 at Auburn - 1.0 IP, 2 H, 3 R, 2 ER, 3 BB, 1 K ★ Has made nine midweek starts this season and 11 total appearances ★ Has lasted four innings in six of his nine starts ★ Picked up lone win in first collegiate appearance on Feb. 21 vs. Presbyterian ★ Drafted in the 34th round by the New York Mets of the 2017 MLB Draft ★ Helped Calvary Christian Academy to Class 4A Florida State Semi-Finals as a senior ★ Named Under Armour All-American as a junior ★ Named a MaxPreps Top 50 Junior in the country as a junior
PITCHING CAREER HIGHS Innings Pitched: _____ 5.0, 3x, last at Middle Tennessee (4/10/18) Strikeouts: _____ 7, at Long Beach State (3/7/18) Hits Allowed: _____ 6, 2x, last at Middle Tennessee (4/10/18) Walks Allowed: _____ 5, vs. Louisville (5/1/18) Runs Allowed: _____ 5, vs. Louisville (5/1/18)		
49 ★ AJ Franklin ★ Redshirt Sophomore		Overall: 0-0, 0.00 ERA • SEC: DNP • W/Runners: .000 (0-2)
LHP ★ Wilson Central HS ★ Lebanon, Tenn.		LAST TIME OUT: May 15 vs. Middle Tenn. - 1.0 IP, 0 H, 0 R, 0 ER, 0 BB, 2 K ★ Made his first appearance since Feb. 23 on May 15 against Middle Tennessee ★ Has not allowed a hit in three scoreless relief appearances ★ First-career appearance came on Feb. 21 vs. Presbyterian (0.2 IP, 0 H, 0 R, 0 BB, 0 K) ★ Missed the 2017 season with a knee injury after redshirting in 2016 ★ Lettered in baseball (4x), basketball (3x) and football (1x) at Wilson Central H.S. ★ Graduated high school with a 4.0 GPA and finished in the top 10 percent of his class ★ Dad played baseball at Motlow State and Cumberland University
PITCHING CAREER HIGHS Innings Pitched: _____ 1.0, 2x, last vs. Middle Tennessee (5/15/18) Strikeouts: _____ 2, vs. Middle Tennessee (5/15/18) Hits Allowed: _____ Walks Allowed: _____ 1, vs. UMass-Lowell (2/23/18) Runs Allowed: _____		

35 ★ Jackson Gillis ★ Sophomore**Overall: 4-1, 5.10 ERA • SEC: 2-1, 6.92 ERA, 13.0 IP • W/Runners: .246 (16-65)**

LHP ★ Wilmington HS ★ Wilmington, Mass.

PITCHING CAREER HIGHS

Innings Pitched: _____ 3.2, vs. Duke (2/16/18)
 Strikeouts: _____ 5, vs. UMass-Lowell (2/24/18)
 Hits Allowed: _____ 4, vs. TCU (3/11/18)
 Walks Allowed: _____ 4, vs. Texas A&M (3/25/17)
 Runs Allowed: _____ 4, at Tennessee (5/13/18)

LAST TIME OUT: June 3 at Clemson - 1.0 IP, 1 H, 1 R, 0 ER, 1 BB, 2 K**CAREER NCAA TOURN:** 4 APP, 0 GS, 0.00 ERA, 5.0 IP, 2 H, 1 R, 0 ER, 2 BB, 9 K**2018 VS. MISSISSIPPI STATE:** 1 G, 0 GS, 1.1 IP, 1 H, 0 R, 0 ER, 0 BB, 3 K

★ Became first pitcher in Tim Corbin era (2003-present) to record a win and save in the same day, doing so on April 15 in doubleheader action vs. Ole Miss

★ Has struck out three or more hitters in eight of his 18 appearances

★ Has not allowed a run in 11 of his last 14 appearances

★ Held No. 25 Duke to one hit while fanning four in 3.2 innings on 2018 Opening Day

★ The top high school prospect in the state of Massachusetts according to Perfect Game

34 ★ Zach King ★ Sophomore**Overall: 1-3, 3.40 ERA • SEC: 1-2, 3.00 ERA, 24.0 IP • W/Runners: .195 (16-82)**

LHP ★ Spring Hill HS ★ Spring Hill, Tenn.

PITCHING CAREER HIGHS

Innings Pitched: _____ 6.1, vs. Kentucky (5/18/18)
 Strikeouts: _____ 6, vs. Kentucky (5/18/18)
 Hits Allowed: _____ 7, vs. UMass-Lowell (2/24/18)
 Walks Allowed: _____ 4, vs. Clemson (6/2/18)
 Runs Allowed: _____ 3, 4x, vs. Clemson (6/2/18)

LAST TIME OUT: June 2 vs. Clemson - ND, 4.0 IP, 5 H, 3 R, 3 ER, 4 BB, 4 K**CAREER NCAA TOURN:** 4 APP, 1 GS, 7.71 ERA, 7.0 IP, 10 H, 6 R, 6 ER, 6 BB, 6 K**2018 VS. MISSISSIPPI STATE:** 1 G, 0 GS, 3.0 IP, 2 H, 0 R, 0 ER, 2 BB, 3 K

★ Drew the no-decision in his last start vs. Clemson (June 2)

★ Set career highs with 6.1 innings and six strikeouts on May 18 vs. Kentucky

★ Has struck out three or more hitters in 12 of 19 appearances

★ Retired 10 of the 12 batters he faced on April 27 vs. South Carolina

★ Went three-straight appearances (8.0 IP) without allowing a run between March 11-23

★ Helped lead Spring Hill to the 2016 Tennessee AA state title as a senior

45 ★ Reid Schaller ★ Redshirt Freshman**Overall: 1-1, 4.05 ERA • SEC: 0-0, 4.15 ERA, 8.2 IP • W/Runners: .333 (17-51)**

RHP ★ Lebanon Senior HS ★ Lebanon, Ind.

PITCHING CAREER HIGHS

Innings Pitched: _____ 3.0, 2x, last at Tennessee (5/13/18)
 Strikeouts: _____ 4, 3x, last at Tennessee (5/13/18)
 Hits Allowed: _____ 7, vs. Tennessee Tech (5/8/18)
 Walks Allowed: _____ 4, at Florida (4/01/18)
 Runs Allowed: _____ 5, vs. Tennessee Tech (5/8/18)

LAST TIME OUT: June 2 vs. Clemson - 1.0 IP, 0 H, 0 R, 0 ER, 0 BB, 1 K**CAREER NCAA TOURN:** 2 APP, 0 GS, 0.00 ERA, 2.0 IP, 1 H, 0 R, 0 ER, 0 BB, 3 K

★ Selected in the third round (pick 107) of the MLB Draft by the Nationals on Tuesday

★ Has struck out a combined 21 batters in his last nine outings

★ Made first collegiate start on April 17, retiring all nine Evansville hitters he faced

★ Allowed career-high seven hits and five runs (three earned) in start vs. TTU (5/8)

★ Has fanned multiple batters in 10 of his 19 appearances

★ Has tossed 50-plus pitches twice including 57 vs. Tennessee Tech on May 8

★ Lettered in baseball four years and football once at Lebanon Senior High School

11 ★ Paxton Stover ★ Senior**Overall: 0-0, 3.38 ERA • SEC: 0-0, 5.79 ERA, 4.2 IP • W/Runners: .200 (4-20)**

LHP ★ Dyersburg State CC ★ Ridgely, Tenn.

PITCHING CAREER HIGHS

Innings Pitched: _____ 3.0, at Kentucky (3/31/17)
 Strikeouts: _____ 3, 4x, last vs. Belmont (3/22/17)
 Hits Allowed: _____ 4, 2x, last vs. LSU (3/24/18)
 Walks Allowed: _____ 4, 2x, last vs. Middle Tennessee (5/16/17)
 Runs Allowed: _____ 3, 3x, last vs. LSU (3/24/18)

LAST TIME OUT: May 15 vs. Middle Tenn. - 1.0 IP, 0 H, 0 R, 0 ER, 2 BB, 2 K**CAREER NCAA TOURN:** 1 APP, 0 GS, 9.00 ERA, 1.0 IP, 0 H, 1 R, 1 ER, 1 BB, 0 K**2018 VS. MISSISSIPPI STATE:** 1 G, 0 GS, 1.0 IP, 0 H, 0 R, 0 ER, 0 BB, 2 K

★ Vanderbilt's lone senior -- wears the SEC Graduate patch on his right sleeve

★ Has not allowed a run in seven of his nine appearances including two straight

★ Has struck out at least one batter in seven outings including two on four occasions

★ Made 15 relief appearances during 2017 junior season (1-0, 6.41 ERA)

★ Limited opponents to a .229 average while striking out 21 in 2017

★ Rated the No. 2 left-handed high school pitching prospect in the state of Tennessee

6 ★ Justin Wilson ★ Redshirt Sophomore**Overall: 0-0, 2.84 ERA • SEC: 0-0, 18.00 ERA, 1.0 IP • W/Runners: .125 (1-8)**

RHP ★ Vol State CC ★ Murfreesboro, Tenn.

PITCHING CAREER HIGHS

Innings Pitched: _____ 1.0, 6x, last vs. Middle Tennessee (5/15/18)
 Strikeouts: _____ 3, vs. UMass-Lowell (2/24/18)
 Hits Allowed: _____ 1, 2x, last vs. Eastern Kentucky (3/14/18)
 Walks Allowed: _____ 2, at Long Beach State (3/7/18)
 Runs Allowed: _____ 1, 2x, last vs. Eastern Kentucky (3/14/18)

LAST TIME OUT: May 15 vs. Middle Tenn. - 1.0 IP, 0 H, 0 R, 0 ER, 0 BB, 1 K

★ Made his first appearance since March 31 on May 15 against Middle Tennessee

★ Has not allowed a run in five of his seven appearances

★ Tossed three scoreless outings in his first three appearances of Vanderbilt career

★ Missed 2017 season while recovering from elbow surgery

★ Went 2-1 with a 2.51 ERA on the mound in eight games at Vol State C.C. during 2016

★ Dad raced against Dale Earnhardt in NASCAR and brother Austin races in Nashville

★ Team captain as a senior at Oakland HS in Murfreesboro, Tenn.

TEAM GAME HIGHS

BATTING

At bats:.....48	at Clemson (June 3, 2018)
Runs scored:.....21	vs Middle Tennessee (May 15, 2018)
Hits:.....20	at Clemson (June 3, 2018)
RBIs:.....18	at Clemson (June 3, 2018)
Doubles:.....5	vs UMass-Lowell (Feb 23, 2018)
Triples:.....2	vs South Carolina (Apr 29, 2018)
Home runs:.....9	at Clemson (June 3, 2018)
Total bases:.....48	at Clemson (June 3, 2018)
Walks:.....19	vs Middle Tennessee (May 15, 2018)
Strikeouts:.....16	at Florida (Mar 30, 2018)
Sac hits:.....3	at Mississippi State (Mar 16, 2018)
Sac flies:.....2	at Auburn (May 5, 2018)
Stolen bases:.....7	vs UMass-Lowell (Feb 25, 2018)
Hit by pitch:.....4	vs TCU (Mar 11, 2018)
.....4	vs South Carolina (Apr 29, 2018)
Caught stealing:.....2	(4 times)
Runners LOB:.....14	vs UMass-Lowell (Feb 23, 2018)
Hit into DP:.....2	(6 times)

FIELDING

Putouts:.....28	vs Sam Houston State (Mar 02, 2018)
Assists:.....18	vs Kentucky (May 17, 2018)
Errors:.....3	at Mississippi State (Mar 17, 2018)
.....3	vs Georgia (Apr 05, 2018)
Passed balls:.....1	(8 times)
DPs turned:.....3	vs LSU (Mar 24, 2018)
.....3	vs Texas A&M (May 22, 2018)
.....3	vs Clemson (June 2, 2018)

PITCHING

Innings pitched:.....9.1	vs Sam Houston State (Mar 02, 2018)
Runs allowed:.....14	at Auburn (May 06, 2018)
Earned runs:.....13	at Auburn (May 06, 2018)
Walks allowed:.....9	at Florida (Apr 01, 2018)
.....9	at Auburn (May 06, 2018)
Strikeouts:.....14	at Mississippi State (Mar 17, 2018)
Hits allowed:.....14	vs Ole Miss (Apr 13, 2018)
.....14	vs Tennessee Tech (May 08, 2018)
Doubles allowed:.....5	vs Houston (Mar 04, 2018)
Triples allowed:.....1	(7 times)
Homers allowed:.....4	vs Sam Houston State (Mar 02, 2018)
Wild pitches:.....4	at Florida (Mar 30, 2018)
.....4	at Florida (Apr 01, 2018)
.....4	vs Ole Miss (Apr 13, 2018)
Hit batters:.....4	vs Duke (Feb 16, 2018)

INDIVIDUAL GAME HIGHS

BATTING

At bats:.....7	Connor Kaiser at Clemson (June 3, 2018)
Runs scored:.....4	Stephen Scott at Clemson (June 3, 2018)
Hits:.....5	Connor Kaiser at Clemson (June 3, 2018)
RBIs:.....10	Connor Kaiser at Clemson (June 3, 2018)
Doubles:.....2	(9 times)
Triples:.....1	(11 times)
Home runs:.....3	Connor Kaiser at Clemson (June 3, 2018)
Total bases:.....14	Connor Kaiser at Clemson (June 3, 2018)
Walks:.....5	JJ Bleday vs Middle Tennessee (May 15, 2018)
Strikeouts:.....4	Julian Infante vs UMass-Lowell (Feb 23, 2018)
.....4	Austin Martin vs Indiana State (Feb 28, 2018)
Sac hits:.....2	A. Martin at Mississippi State (Mar 16, 2018)
Sac flies:.....1	(12 times)
Stolen bases:.....3	Austin Martin vs Presbyterian (Feb 21, 2018)
Hit by pitch:.....2	A. Martin vs UMass-Lowell (Feb 24, 2018)
.....2	Ethan Paul vs. Ole Miss (Apr 15, 2018)
Caught stealing:.....1	(21 times)
Runners LOB:.....7	J. Infante vs UMass-Lowell (Feb 23, 2018)

FIELDING

Putouts:.....16	Julian Infante vs Kentucky (May 17, 2018)
Assists:.....9	Connor Kaiser vs Kentucky (May 17, 2018)
Errors:.....2	Stephen Scott vs Georgia (Apr 05, 2018)
Passed balls:.....1	(8 times)

PITCHING

Innings pitched:.....7.1	Drake Fellows vs Kentucky (May 17, 2018)
Runs allowed:.....7	Drake Fellows vs South Carolina (Apr 27, 2018)
.....7	Patrick Raby at Auburn (May 5, 2018)
Earned runs:.....7	Patrick Raby at Auburn (May 5, 2018)
.....6	Drake Fellows vs. South Carolina (Apr 27, 2018)
Walks allowed:.....6	Mason Hickman at Tennessee (May 13, 2018)
Strikeouts:.....10	Chandler Day vs Georgia (Apr 06, 2018)
Hits allowed:.....8	Mason Hickman at Florida (Apr 01, 2018)
.....8	Drake Fellows vs Ole Miss (Apr 13, 2018)
Doubles allowed:.....3	Mason Hickman vs Houston (Mar 04, 2018)
.....3	Mason Hickman at Florida (Apr 01, 2018)
Triples allowed:.....1	(7 times)
Homers allowed:.....3	Mason Hickman vs Kentucky (May 19, 2018)
Wild pitches:.....3	Maddux Conger vs Austin Peay (Feb 27, 2018)
Hit batters:.....2	(5 times)

2018 SEASON RESULTS

Record: 34-25 Home: 22-9 Away: 9-11 Neutral: 3-5 SEC: 16-14

DATE	OPPONENT		SCORE		R-H-E	R-H-E	INNS	OVERALL	SEC	PITCHER OF RECORD	ATTEND	TIME
Feb 16, 2018	#25 DUKE	W	9-1		9-15-1	1-3-0	9	1-0-0	0-0-0	Gillis (W 1-0)	2587	3:32
Feb 17, 2018	#25 DUKE		4-5	L	4-9-0	5-9-3	9	1-1-0	0-0-0	Raby (L 0-1)	2533	3:07
Feb 18, 2018	#25 DUKE	W	9-1		9-13-0	1-6-1	9	2-1-0	0-0-0	Hickman (W 1-0)	3076	3:06
Feb 20, 2018	PRESBYTERIAN	W	7-1		7-12-0	1-5-1	9	3-1-0	0-0-0	Conger (W 1-0)	2531	2:52
Feb 21, 2018	PRESBYTERIAN	W	15-2		15-11-1	2-6-4	9	4-1-0	0-0-0	Eder (W 1-0)	2420	3:21
Feb 23, 2018	UMASS-LOWELL	W	15-0		15-13-0	0-4-1	9	5-1-0	0-0-0	Fellows (W 1-0)	2599	3:37
Feb 24, 2018	UMASS-LOWELL	W	15-2		15-16-0	2-11-1	9	6-1-0	0-0-0	Gillis (W 2-0)	2579	3:14
Feb 25, 2018	UMASS-LOWELL	W	9-2		9-11-0	2-4-1	9	7-1-0	0-0-0	T. Brown (W 1-0)	2561	3:02
Feb 27, 2018	AUSTIN PEAY	W	19-6		19-19-2	6-6-1	9	8-1-0	0-0-0	Hickman (W 2-0)	2540	2:37
Feb 28, 2018	INDIANA STATE	W	8-5		5-5-5	8-9-8	9	9-1-0	0-0-0	A. Brown (W 1-0)	2427	2:50
Mar 02, 2018	Sam Houston State		6-7	L	6-9-0	7-9-1	(10)	9-2-0	0-0-0	T. Brown (L 1-1)	4972	3:17
Mar 03, 2018	Louisiana		0-3	L	0-5-0	3-7-0	9	9-3-0	0-0-0	Raby (L 0-2)	6796	2:53
Mar 04, 2018	vs. #24 Houston	W	9-4		9-7-0	4-12-2	9	10-3-0	0-0-0	Hickman (W 3-0)	5414	3:28
Mar 07, 2018	at Long Beach State		3-4	L	3-9-1	4-4-1	9	10-4-0	0-0-0	King (L 0-1)	1712	3:30
Mar 09, 2018	at #11 UCLA	W	6-3		6-4-0	3-9-2	9	11-4-0	0-0-0	Fellows (W 2-0)	1215	3:17
Mar 11, 2018	vs. #8 TCU	W	7-4		7-9-0	4-9-0	9	12-4-0	0-0-0	Raby (W 1-2)	1109	3:26
Mar 14, 2018	EASTERN KY.		5-6	L	5-10-1	6-7-1	9	12-5-0	0-0-0	Eder (L 1-1)	2668	3:45
Mar 16, 2018	at #19 Mississippi State*	W	5-0		5-10-0	0-5-3	9	13-5-0	1-0-0	Fellows (W 3-0)	4860	3:01
Mar 17, 2018	at #19 Mississippi State*	W	10-1		10-16-4	1-7-2	9	14-5-0	2-0-0	Raby (W 2-2)	6218	3:53
Mar 18, 2018	at #19 Mississippi State*	W	4-3		4-6-0	3-6-3	9	15-5-0	3-0-0	Hickman (W 4-0)	4569	3:24
Mar 21, 2018	vs. Belmont		5-8	L	5-8-2	8-8-3	9	15-6-0	3-0-0	Eder (L 1-2)	1006	3:47
Mar 23, 2018	#19 LSU*	W	4-2		4-7-0	2-8-1	9	16-6-0	4-0-0	Fellows (W 4-0)	3136	3:15
Mar 24, 2018	#19 LSU*		2-6	L	2-7-0	6-11-0	9	16-7-0	4-1-0	Raby (L 2-3)	3211	3:54
Mar 25, 2018	#19 LSU*	W	1-0		1-4-1	0-2-0	7	17-7-0	5-1-0	Hickman (W 5-0)	3399	1:35
Mar 27, 2018	vs. Lipscomb		1-5	L	1-1-0	5-9-0	9	17-8-0	5-1-0	Eder (L 1-3)	1495	3:17
Mar 30, 2018	at #2 Florida*		4-8	L	4-5-2	8-8-1	9	17-9-0	5-2-0	Fellows (L 4-1)	3781	3:05
Mar 31, 2018	at #2 Florida*		2-10	L	2-6-0	10-12-1	9	17-10-0	5-3-0	Raby (L 2-4)	4835	3:18
Apr 01, 2018	at #2 Florida*		2-8	L	2-5-0	8-10-0	9	17-11-0	5-4-0	Hickman (L 5-1)	3736	3:15
Apr 03, 2018	at Middle Tennessee		3-4	L	3-6-0	4-9-0	7	17-12-0	5-4-0	T. Brown (L 1-2)	1528	3:17
Apr 05, 2018	#16 GEORGIA*		2-3	L	2-9-3	3-8-0	9	17-13-0	5-5-0	King (L 0-2)	2950	3:48
Apr 06, 2018	#16 GEORGIA*	W	5-3		5-7-0	3-10-0	9	18-13-0	6-5-0	Day (W 1-0)	2787	3:01
Apr 07, 2018	#16 GEORGIA*	W	8-3		8-12-0	3-7-2	9	19-13-0	7-5-0	Hickman (W 6-1)	2853	3:24
Apr 10, 2018	WESTERN KENTUCKY	W	3-2		3-6-1	2-3-0	9	20-13-0	7-5-0	Fisher (W 1-0)	2525	2:58
Apr 13, 2018	#5 OLE MISS*		3-11	L	3-7-0	11-14-0	9	20-14-0	7-6-0	Fellows (L 4-2)	3584	3:12
Apr 15, 2018	#5 OLE MISS*	W	8-7		8-8-0	7-7-1	(8)	21-14-0	8-6-0	Gillis (W 3-0)	3030	3:08
Apr 15, 2018	#5 OLE MISS*	W	8-7		8-7-1	7-11-0	7	22-14-0	9-6-0	Fisher (W 2-0)	3056	2:41
Apr 17, 2018	EVANSVILLE	W	6-1		6-6-0	1-4-1	9	23-14-0	9-6-0	Schaller (W 1-0)	2567	2:44
Apr 19, 2018	at Missouri*		1-2	L	1-7-2	2-4-0	9	23-15-0	9-7-0	Fellows (L 4-3)	780	2:41
Apr 20, 2018	at Missouri*		1-3	L	1-6-1	3-4-1	9	23-16-0	9-8-0	King (L 0-3)	2312	3:26
Apr 21, 2018	at Missouri*	W	6-2		6-12-1	2-6-1	9	24-16-0	10-8-0	Hickman (W 7-1)	3146	2:55
Apr 27, 2018	SOUTH CAROLINA*		7-8	L	7-8-2	8-10-0	9	24-17-0	10-9-0	T. Brown (L 1-3)	2895	3:24
Apr 28, 2018	SOUTH CAROLINA*	W	8-1		8-9-0	1-9-0	9	25-17-0	11-9-0	Raby (W 3-4)	3166	3:07
Apr 29, 2018	SOUTH CAROLINA*		9-10	L	9-10-1	10-13-1	9	25-18-0	11-10-0	Day (L 1-1)	3158	3:33
May 01, 2018	LOUISVILLE		4-8	L	4-6-1	8-11-1	9	25-19-0	11-10-0	Eder (L 1-4)	2791	3:26
May 04, 2018	at Auburn*		1-4	L	1-4-1	4-6-0	9	25-20-0	11-11-0	Fellows (L 4-4)	3599	2:21
May 05, 2018	at Auburn*		5-11	L	5-8-0	11-13-0	9	25-21-0	11-12-0	Raby (L 3-5)	3648	3:08
May 06, 2018	at Auburn*		0-14	L	0-2-1	14-13-0	9	25-22-0	11-13-0	Hickman (L 7-2)	3332	3:10
May 08, 2018	TENNESSEE TECH		4-6	L	4-10-1	6-14-1	9	25-23-0	11-13-0	Schaller (L 1-1)	2865	3:53
May 11, 2018	at Tennessee*	W	7-6		7-10-1	6-5-0	9	26-23-0	12-13-0	Fellows (W 5-4)	2309	3:18
May 12, 2018	at Tennessee*	W	7-2		7-13-0	2-8-1	9	27-23-0	13-13-0	Raby (W 4-5)	2245	3:10
May 13, 2018	at Tennessee*		7-8	L	7-9-0	8-8-1	9	27-24-0	13-14-0	Gillis (L 3-1)	1521	2:58
May 15, 2018	MIDDLE TENNESSEE	W	21-4		21-15-0	4-7-2	9	28-24-0	13-14-0	Conger (W 2-0)	2672	3:51
May 17, 2018	#19 KENTUCKY*	W	8-1		8-12-0	1-4-2	9	29-24-0	14-14-0	Fellows (W 6-4)	3018	3:16
May 18, 2018	#19 KENTUCKY*	W	5-1		5-6-1	1-5-0	9	30-24-0	15-14-0	King (W 1-3)	2894	3:10
May 19, 2018	#19 KENTUCKY*	W	9-6		9-9-0	6-10-0	9	31-24-0	16-14-0	Gillis (W 4-1)	3027	3:26
May 22, 2018	vs. Texas A&M		1-3	L	1-8-1	3-9-0	9	31-25-0	16-14-0	T. Brown (L 1-4)	--	3:04
June 01, 2018	vs. St. John's\$	W	2-0		2-8-2	0-5-0	9	32-25-0	16-14-0	Fellows (W 7-4)	3705	2:38
June 02, 2018	at Clemson\$	W	4-3		4-9-1	3-6-0	9	33-25-0	16-14-0	Raby (W 5-5)	5263	3:31
June 03, 2018	at Clemson\$	W	19-6		19-20-1	6-8-1	9	34-25-0	16-14-0	Hickman (W 8-2)	4360	4:01

* = Conference game

\$ = NCAA Clemson Regional

() extra inning game

GAME-BY-GAME OFFENSIVE STATISTICS

DATE	OPPONENT	AB	R	H	RBI	2B	3B	HR	TB	BB	IBB	SB	CS	HBP	SAC	SF	GDP	K	PO	A	E	LOB	AVG.
Feb 16	#25 DUKE	37	9	15	8	2	0	0	17	3	0	2	0	1	0	1	1	3	27	11	1	9	.405
Feb 17	#25 DUKE	36	4	9	3	3	0	1	15	2	0	1	0	1	0	0	0	11	27	7	0	8	.329
Feb 18	#25 DUKE	36	9	13	8	1	0	1	17	5	0	2	0	1	1	0	1	6	27	8	0	10	.339
Feb 20	PRESBYTERIAN	34	7	12	6	4	0	1	19	4	0	2	1	1	0	0	1	5	27	11	0	8	.343
Feb 21	PRESBYTERIAN	39	15	11	10	3	1	1	19	10	0	6	0	1	0	0	0	4	27	9	1	11	.330
Feb 23	UMASS-LOWELL	36	15	13	14	5	0	1	21	14	0	1	0	2	0	1	0	13	27	11	0	14	.335
Feb 24	UMASS-LOWELL	39	15	16	14	3	0	3	28	6	0	4	0	3	1	0	0	12	27	6	0	10	.346
Feb 25	UMASS-LOWELL	33	9	11	8	0	1	1	16	9	0	7	0	0	0	0	2	4	27	12	0	9	.345
Feb 27	AUSTIN PEAY	42	19	19	17	4	0	3	32	9	0	5	1	1	0	0	0	9	27	11	2	9	.358
Feb 28	INDIANA STATE	32	8	9	8	4	0	2	19	3	0	0	0	0	0	1	0	11	27	6	1	4	.352
Mar 02	vs. Sam Houston St.	36	6	9	6	3	0	0	12	3	0	0	0	0	0	0	2	12	28	7	0	3	.343
Mar 03	vs. Louisiana	32	0	5	0	0	0	0	5	4	0	0	0	0	0	0	0	7	24	10	0	9	.329
Mar 04	vs. #24 Houston	31	9	7	8	2	0	1	12	10	0	2	0	3	0	0	1	8	27	5	0	11	.322
Mar 07	at Long Beach State	31	3	9	3	0	0	1	12	4	0	0	2	0	0	0	1	10	24	12	1	5	.320
Mar 09	at #11 UCLA	29	6	4	6	1	0	1	8	9	0	0	0	0	2	1	1	4	27	7	0	8	.310
Mar 11	vs. #8 TCU	36	7	9	5	1	0	0	10	3	1	2	0	4	0	0	0	12	27	9	0	9	.306
Mar 14	EASTERN KY.	37	5	10	5	0	1	0	12	5	0	0	0	3	0	0	1	9	27	7	1	13	.304
Mar 16	at #19 Mississippi St.	34	5	10	2	3	1	0	15	2	0	0	0	1	3	0	1	10	27	8	0	8	.303
Mar 17	at #19 Mississippi St.	39	10	16	8	3	0	0	19	4	0	2	2	0	1	0	2	13	27	9	3	7	.309
Mar 18	at #19 Mississippi St.	35	4	6	2	2	0	0	8	7	2	2	0	2	0	0	1	11	27	8	0	13	.303
Mar 21	vs Belmont	37	5	8	2	0	0	0	8	6	0	2	1	1	0	0	0	12	27	11	2	12	.298
Mar 23	#19 LSU	32	4	7	4	1	0	2	14	4	0	6	0	0	0	0	0	11	27	14	0	8	.295
Mar 24	#19 LSU	33	2	7	2	1	0	0	8	2	0	0	0	2	0	0	0	7	27	13	0	8	.292
Mar 25	LSU	21	1	4	0	1	0	0	5	1	0	1	0	0	1	0	0	8	21	7	1	4	.289
Mar 27	vs Lipscomb	25	1	1	1	0	0	0	1	9	0	3	1	1	0	1	0	10	24	8	0	8	.282
Mar 30	at #2 Florida	34	4	5	4	1	0	2	12	1	0	0	0	1	0	0	0	16	24	6	2	5	.277
Mar 31	at #2 Florida	34	2	6	2	1	0	1	10	4	0	2	0	0	0	0	0	10	24	4	0	9	.273
Apr 01	at #2 Florida	30	2	5	2	0	0	1	8	1	0	0	0	2	2	0	0	10	24	6	0	6	.269
Apr 03	at Middle Tennessee	25	3	6	3	2	0	1	11	3	0	0	2	2	0	0	0	6	21	6	0	6	.269
Apr 05	#16 GEORGIA	32	2	9	2	3	0	0	12	4	0	4	1	2	1	1	0	6	27	13	3	11	.269
Apr 06	#16 GEORGIA	30	5	7	5	2	0	1	12	4	0	2	1	1	0	0	0	10	27	2	0	6	.268
Apr 07	#16 GEORGIA	36	8	12	8	2	0	1	17	5	0	4	0	0	0	0	0	10	27	9	0	9	.270
Apr 10	WESTERN KENTUCKY	30	3	6	3	1	0	2	13	6	0	1	0	2	0	0	0	8	27	8	1	11	.268
Apr 13	#5 OLE MISS	31	3	7	2	0	1	0	9	3	0	0	2	0	0	0	0	9	27	12	0	4	.267
Apr 15	#5 OLE MISS	27	8	8	6	3	0	1	14	4	1	5	1	3	1	0	0	7	24	8	0	4	.268
Apr 15	#5 OLE MISS	23	8	7	8	1	1	2	16	2	0	0	0	1	1	1	0	12	21	8	1	2	.269
Apr 17	EVANSVILLE	29	6	6	6	1	0	2	13	3	0	0	1	2	1	0	0	7	27	11	0	5	.267
Apr 19	at Missouri	33	1	7	1	2	0	0	9	2	0	1	0	0	0	0	0	14	24	11	2	7	.266
Apr 20	at Missouri	32	1	6	1	0	0	0	6	4	0	2	0	1	1	0	1	9	24	8	1	10	.264
Apr 21	at Missouri	37	6	12	6	1	1	0	15	3	0	3	1	0	0	1	0	12	27	9	1	8	.265
Apr 27	SOUTH CAROLINA	33	7	8	6	2	1	2	18	4	0	2	1	0	1	0	0	6	27	7	2	4	.265
Apr 28	SOUTH CAROLINA	33	8	9	8	0	0	1	12	2	0	2	0	0	0	0	0	11	27	10	0	3	.265
Apr 29	SOUTH CAROLINA	35	9	10	8	4	2	0	18	6	0	5	1	4	0	0	0	5	27	9	1	9	.266
May 01	LOUISVILLE	31	4	6	4	1	0	1	10	6	0	1	0	1	0	0	1	10	27	7	1	7	.264
May 04	at Auburn	30	1	4	1	0	0	1	7	0	0	1	1	0	0	0	1	15	24	6	1	2	.261
May 05	at Auburn	31	5	8	5	3	0	1	14	5	0	0	0	0	0	2	0	8	24	8	0	6	.261
May 06	at Auburn	29	0	2	0	0	0	0	2	0	0	0	0	0	0	0	0	10	24	5	1	2	.258
May 08	#23 TENNESSEE TECH	38	4	10	4	4	0	1	17	8	0	1	0	1	0	0	0	13	27	9	1	16	.258
May 11	at Tennessee	34	7	10	7	3	0	3	22	7	1	4	0	2	0	0	2	5	27	9	1	9	.259
May 12	at Tennessee	40	7	13	6	2	1	1	20	2	0	0	0	1	0	0	0	7	27	9	0	9	.260
May 13	at Tennessee	33	7	9	6	2	0	1	14	2	0	0	1	2	0	1	0	3	24	4	0	4	.260
May 15	MIDDLE TENNESSEE	39	21	15	16	2	0	1	20	19	0	1	0	0	0	0	1	8	27	7	0	13	.263
May 17	#19 KENTUCKY	34	8	12	8	3	0	1	18	5	0	2	0	1	1	0	1	11	27	18	0	9	.265
May 18	#19 KENTUCKY	29	5	6	5	1	0	2	13	4	0	0	0	2	0	0	0	9	27	10	1	6	.264
May 19	#19 KENTUCKY	31	9	9	7	2	0	2	17	4	0	1	0	2	0	1	1	9	27	10	0	5	.264
May 22	vs Texas A&M	34	1	8	1	1	0	0	9	1	0	0	0	1	0	0	0	8	27	14	1	8	.264
Jun 01	vs St. John's	31	2	8	2	2	0	1	13	3	0	0	0	0	0	0	0	5	27	7	2	8	.264
Jun 02	at Clemson	32	4	9	4	1	0	1	13	3	0	2	0	1	0	0	1	7	27	8	1	8	.264
Jun 03	at Clemson	48	19	20	18	1	0	9	48	11	0	1	0	0	0	0	0	11	27	9	1	13	.268
Totals		1960	368	525	325	101	11	62	834	279	5	97	21	63	18	12	24	529	1537	514	38	462	.268

VANDERBILT BIG INNINGS (FOUR-PLUS RUNS)

VANDERBILT (23)

Date	Opponent	Inning	Runs	Result	Date	Opponent	Inning	Runs	Result	Date	Opponent	Inning	Runs	Result
2/16	#25 Duke	5	5	W, 9-1	2/27	Austin Peay	8	4	W, 19-6	4/28	South Carolina	2	6	W, 8-1
2/18	#25 Duke	6	5	W, 9-1	2/28	Indiana State	6	4	W, 8-5	4/30	South Carolina	2	4	L, 10-9
2/20	Presbyterian	7	4	W, 7-1	3/02	vs. Sam Houston St.	5	4	L, 7-6 (10)	5/13	at Tennessee	4	6	L, 8-7
2/21	Presbyterian	8	6	W, 15-2	3/04	vs. #24 Houston	1	4	W, 9-4	5/15	Middle Tennessee	3	14	W, 21-4
2/23	UMass-Lowell	4	5	W, 15-0	3/14	Eastern Kentucky	9	4	L, 6-5	5/19	#19 Kentucky	7	6	W, 9-6
2/23	UMass-Lowell	8	5	W, 15-0	3/17	at #19 Mississippi St.	8	7	W, 10-1	6/03	at Clemson	3	4	W, 19-6
2/24	UMass-Lowell	5	10	W, 15-2	3/18	at #19 Mississippi St.	5	4	W, 4-3	6/03	at Clemson	6	5	W, 19-6
2/27	Austin Peay	4	8	W, 19-6	4/07	#16 Georgia	5	4	W, 8-3					

GAME-BY-GAME PITCHING STATISTICS

Date	Opponent	IP	H	R	ER	BB	SO	2B	3B	HR	WP	BK	HBP	DP	IBB	Score	W	L	SV	ERA
Feb 16	#25 DUKE	9.0	3	1	1	5	9	1	0	0	0	1	4	1	0	9-1	1	0	0	1.00
Feb 17	#25 DUKE	9.0	9	5	5	1	13	2	0	1	0	0	2	1	0	4-5	1	1	0	3.00
Feb 18	#25 DUKE	9.0	6	1	1	4	13	1	0	0	1	1	1	2	0	9-1	2	1	0	2.33
Feb 20	PRESBYTERIAN	9.0	5	1	1	2	7	1	0	0	0	0	1	1	0	7-1	3	1	0	2.00
Feb 21	PRESBYTERIAN	9.0	6	2	1	1	9	1	0	0	1	0	1	2	0	15-2	4	1	0	1.80
Feb 23	UMASS-LOWELL	9.0	4	0	0	2	11	0	0	0	0	0	1	1	0	15-0	5	1	0	1.50
Feb 24	UMASS-LOWELL	9.0	11	2	2	1	13	2	0	0	2	0	1	2	0	15-2	6	1	0	1.57
Feb 25	UMASS-LOWELL	9.0	4	2	2	1	12	0	0	0	0	0	1	0	0	9-2	7	1	0	1.62
Feb 27	AUSTIN PEAY	9.0	6	6	2	8	7	3	0	1	3	0	0	0	0	19-6	8	1	0	1.67
Feb 28	INDIANA STATE	9.0	5	5	5	2	9	0	0	3	0	0	1	0	0	8-5	9	1	0	2.00
Mar 02	vs. Sam Houston St.	9.1	9	7	7	3	12	0	0	4	0	0	1	0	0	6-7	9	2	0	2.45
Mar 03	vs. Louisiana	8.0	7	3	3	4	8	3	0	1	0	0	3	1	0	0-3	9	3	0	2.52
Mar 04	vs #24 Houston	9.0	12	4	4	0	9	5	0	1	2	0	0	0	0	9-4	10	3	0	2.63
Mar 07	at Long Beach State	8.0	4	4	4	7	8	0	0	0	2	0	0	0	0	3-4	10	4	0	2.75
Mar 09	at #11 UCLA	9.0	9	3	3	2	13	2	0	1	0	0	0	0	0	6-3	11	4	1	2.77
Mar 11	vs. #8 TCU	9.0	9	4	3	6	11	0	1	1	1	0	2	1	0	7-4	12	4	2	2.78
Mar 14	EASTERN KY.	9.0	7	6	5	6	12	2	0	0	1	0	1	0	0	5-6	12	5	2	2.91
Mar 16	at #19 Mississippi St.	9.0	5	0	0	7	10	0	0	0	1	0	0	2	0	5-0	13	5	3	2.75
Mar 17	at #19 Mississippi St.	9.0	8	1	1	2	14	1	0	1	0	0	2	0	0	10-1	14	5	3	2.66
Mar 18	at #19 Mississippi St.	9.0	6	3	3	3	10	1	0	0	1	1	0	0	0	4-3	15	5	4	2.67
Mar 21	vs Belmont	9.0	8	8	7	6	10	3	0	0	1	0	1	0	0	5-8	15	6	4	2.88
Mar 23	#19 LSU	9.0	8	2	2	4	8	0	1	0	0	0	1	2	0	4-2	16	6	5	2.84
Mar 24	#19 LSU	9.0	11	6	6	5	5	1	1	1	1	0	0	3	0	2-6	16	7	5	2.98
Mar 25	#19 LSU	7.0	2	0	0	2	9	0	0	0	0	0	0	0	0	1-0	17	7	5	2.88
Mar 27	vs Lipscomb	8.0	9	5	5	4	12	1	1	1	0	0	2	0	0	1-5	17	8	5	2.98
Mar 30	at #2 Florida	8.0	8	8	7	6	10	2	0	1	4	0	1	0	0	4-8	17	9	5	3.15
Mar 31	at #2 Florida	8.0	12	10	10	5	6	3	0	1	0	0	1	0	0	2-10	17	10	5	3.43
Apr 01	at #2 Florida	8.0	10	8	8	9	8	3	0	3	4	0	1	2	0	2-8	17	11	5	3.61
Apr 03	at Middle Tennessee	7.0	9	4	4	4	7	1	0	1	1	0	0	0	0	3-4	17	12	5	3.65
Apr 05	#16 GEORGIA	9.0	8	3	2	4	9	1	0	0	0	0	0	2	1	2-3	17	13	5	3.60
Apr 06	#16 GEORGIA	9.0	10	3	3	2	12	0	0	0	1	0	1	0	0	5-3	18	13	5	3.58
Apr 07	#16 GEORGIA	9.0	7	3	3	2	10	2	1	0	0	0	0	0	0	8-3	19	13	6	3.56
Apr 10	WESTERN KENTUCKY	9.0	3	2	0	5	12	0	0	0	0	0	1	0	0	3-2	20	13	7	3.45
Apr 13	#5 OLE MISS	9.0	14	11	11	8	9	1	1	1	4	0	2	0	0	3-11	20	14	7	3.67
Apr 15	#5 OLE MISS	8.0	7	7	7	2	3	2	0	1	0	0	2	1	0	8-7	21	14	7	3.79
Apr 15	#5 OLE MISS	7.0	11	7	7	2	8	3	0	1	1	0	0	1	0	8-7	22	14	8	3.90
Apr 17	EVANSVILLE	9.0	4	1	1	4	7	0	0	0	0	0	0	0	0	6-1	23	14	8	3.82
Apr 19	at Missouri	8.0	4	2	1	1	9	0	0	0	2	0	1	0	0	1-2	23	15	8	3.76
Apr 20	at Missouri	8.0	4	3	2	5	8	0	0	0	0	0	0	1	1	1-3	23	16	8	3.72
Apr 21	at Missouri	9.0	6	2	0	0	8	2	0	0	0	0	0	0	0	6-2	24	16	8	3.62
Apr 27	SOUTH CAROLINA	9.0	10	8	7	3	11	3	0	0	1	0	2	0	0	7-8	24	17	8	3.71
Apr 28	SOUTH CAROLINA	9.0	9	1	1	1	9	2	0	1	1	0	1	0	0	8-1	25	17	8	3.64
Apr 29	SOUTH CAROLINA	9.0	13	10	9	5	8	2	0	3	0	0	1	0	0	9-10	25	18	8	3.77
May 01	LOUISVILLE	9.0	11	8	8	7	8	4	1	0	1	0	0	0	0	4-8	25	19	8	3.87
May 04	at Auburn	8.0	6	4	4	2	6	0	0	2	0	1	0	1	0	1-4	25	20	8	3.88
May 05	at Auburn	8.0	13	11	11	7	7	1	0	2	2	1	0	1	0	5-11	25	21	8	4.05
May 06	at Auburn	8.0	13	14	13	9	5	1	0	2	2	1	1	0	0	0-14	25	22	8	4.26
May 08	#23 TENNESSEE TECH	9.0	14	6	4	1	10	4	0	0	0	0	1	1	0	4-6	25	23	8	4.26
May 11	at Tennessee	9.0	5	6	5	5	11	0	0	2	2	0	0	2	0	7-6	26	23	9	4.27
May 12	at Tennessee	9.0	8	2	2	4	8	2	0	0	1	0	1	0	0	7-2	27	23	9	4.23
May 13	at Tennessee	8.0	8	8	8	6	9	3	0	1	0	0	3	0	0	7-8	27	24	9	4.31
May 15	MIDDLE TENNESSEE	9.0	7	4	4	4	11	0	0	0	0	0	0	0	0	21-4	28	24	9	4.31
May 17	#19 KENTUCKY	9.0	4	1	1	1	9	1	0	0	2	0	0	0	0	8-1	29	24	9	4.24
May 18	#19 KENTUCKY	9.0	5	1	1	5	9	2	0	0	2	0	1	0	0	5-1	30	24	10	4.18
May 19	#19 KENTUCKY	9.0	10	6	6	3	8	1	0	3	1	0	1	1	0	9-6	31	24	11	4.21
May 22	vs Texas A&M	9.0	9	3	2	2	6	1	0	0	3	0	2	3	0	1-3	31	25	11	4.17
Jun 01	vs St. John's	9.0	5	0	0	2	11	1	0	0	0	0	0	2	0	2-0	32	25	12	4.10
Jun 02	at Clemson	9.0	6	3	3	7	9	1	0	0	1	0	1	3	0	4-3	33	25	13	4.08
Jun 03	at Clemson	9.0	8	6	5	3	10	1	0	2	2	0	1	1	0	19-6	34	25	13	4.09
Totals		512.1	454	257	233	224	545	80	7	43	55	6	52	41	2	368-257	34	25	13	4.09

OPPONENT BIG INNINGS (FOUR-PLUS RUNS)

OPPONENTS (13)

Date	Opponent	Inning	Runs	Result	Date	Opponent	Inning	Runs	Result
3/21	vs. Belmont	5	5	L, 8-5	4/27	South Carolina	6	6	L, 8-7
3/27	vs. Lipscomb	5	4	L, 5-1	5/01	Louisville	2	4	L, 8-4
3/30	at #2 Florida	7	5	L, 8-4	5/05	at Auburn	2	5	L, 11-5
3/31	at #2 Florida	7	7	L, 10-2	5/11	at Tennessee	7	4	W, 7-6
4/01	at #2 Florida	1	4	L, 8-2	5/15	Middle Tennessee	3	4	W, 21-4
4/15	#5 Ole Miss - G1	7	4	W, 8-7	5/19	#19 Kentucky	6	4	W, 9-6
4/15	#5 Ole Miss - G2	5	4	W, 8-7					

GAME-BY-GAME STARTERS BY POSITION

Date	Opponent	C	1B	2B	3B	SS	LF	CF	RF	DH
Feb 16	#25 DUKE	Scott	Infante	Paul	Gonzalez	Kaiser	Jones	DeMarco	Bleday	King
Feb 17	#25 DUKE	Clarke	Infante	Paul	Gonzalez	Kaiser	Jones	DeMarco	Bleday	Day
Feb 18	#25 DUKE	Scott	Infante	Paul	Gonzalez	Kaiser	Martin	Jones	DeMarco	Fellows
Feb 20	PRESBYTERIAN	Scott	Infante	Paul	Gonzalez	Kaiser	Jones	DeMarco	Ray	Martin
Feb 21	PRESBYTERIAN	Clarke	Infante	Paul	Gonzalez	Kaiser	Jones	DeMarco	Bleday	Martin
Feb 23	UMASS-LOWELL	Scott	Infante	Paul	Gonzalez	Kaiser	Martin	Jones	DeMarco	King
Feb 24	UMASS-LOWELL	Clarke	Infante	Paul	Gonzalez	Kaiser	Jones	DeMarco	Bleday	Martin
Feb 25	UMASS-LOWELL	Scott	Martin	Paul	Gonzalez	Kaiser	Jones	DeMarco	Bleday	Fellows
Feb 27	AUSTIN PEAY	Scott	Martin	Paul	Gonzalez	Kaiser	Grisanti	Jones	DeMarco	Day
Feb 28	INDIANA STATE	Clarke	Martin	Paul	Gonzalez	Kaiser	Jones	DeMarco	Bleday	T. Brown
Mar 02	vs. Sam Houston St.	Scott	Infante	Paul	Gonzalez	Kaiser	Jones	DeMarco	Bleday	Martin
Mar 03	vs. Louisiana	Clarke	Infante	Paul	Gonzalez	Kaiser	Grisanti	DeMarco	Bleday	Martin
Mar 04	vs. #24 Houston	Scott	Martin	Paul	Gonzalez	Kaiser	Grisanti	DeMarco	Bleday	Fellows
Mar 07	at Long Beach St.	Clarke	Infante	Paul	Gonzalez	Kaiser	Grisanti	DeMarco	Bleday	Scott
Mar 09	at #11 UCLA	Clarke	Infante	Paul	Gonzalez	Kaiser	Jones	DeMarco	Bleday	Grisanti
Mar 11	vs. #8 TCU	Scott	Infante	Paul	Gonzalez	Kaiser	Grisanti	DeMarco	Bleday	Martin
Mar 14	EASTERN KY.	Duvall	Infante	Paul	Gonzalez	Kaiser	Grisanti	DeMarco	Bleday	Martin
Mar 16	at #19 Mississippi St.	Clarke	Infante	Paul	Gonzalez	Kaiser	Grisanti	DeMarco	Bleday	Martin
Mar 17	at #19 Mississippi St.	Clarke	Infante	Paul	Gonzalez	Kaiser	Grisanti	DeMarco	Bleday	Martin
Mar 18	at #19 Mississippi St.	Scott	Infante	Paul	Gonzalez	Kaiser	Martin	DeMarco	Bleday	Fellows
Mar 21	vs. Belmont	Clarke	Infante	Paul	Gonzalez	Kaiser	Martin	DeMarco	Ray	Hickman
Mar 23	#19 LSU	Scott	Infante	Paul	Martin	Kaiser	Jones	DeMarco	Bleday	Clarke
Mar 24	#19 LSU	Clarke	Infante	Paul	Martin	Kaiser	Jones	DeMarco	Bleday	Fellows
Mar 25	#19 LSU	Scott	Infante	Paul	Martin	Kaiser	Jones	DeMarco	Bleday	Clarke
Mar 27	vs. Lipscomb	Scott	Infante	Paul	Martin	Kaiser	Jones	DeMarco	Bleday	Raby
Mar 30	at #2 Florida	Scott	Infante	Paul	Martin	Kaiser	Grisanti	Jones	DeMarco	Clarke
Mar 31	at #2 Florida	Clarke	Infante	Paul	Gonzalez	Kaiser	Martin	Jones	DeMarco	Scott
Apr 01	at #2 Florida	Scott	Infante	Paul	Gonzalez	Kaiser	Martin	Jones	DeMarco	Clarke
Apr 03	at MTSU	Duvall	Infante	Paul	Gonzalez	Kaiser	Martin	Jones	DeMarco	Clarke
Apr 05	#16 GEORGIA	Scott	Infante	Paul	Martin	Kaiser	Davis	Jones	DeMarco	Clarke
Apr 06	#16 GEORGIA	Scott	Martin	Paul	Gonzalez	Kaiser	Ray	Jones	DeMarco	Clarke
Apr 07	#16 GEORGIA	Scott	Martin	Paul	Ray	Kaiser	Davis	Jones	DeMarco	Clarke
Apr 10	WKU	Duvall	Martin	Paul	Ray	Kaiser	Scott	Jones	DeMarco	Clarke
Apr 13	#5 OLE MISS	Scott	Infante	Paul	Ray	Kaiser	Martin	Jones	DeMarco	Raby
Apr 15	#5 OLE MISS	Scott	Infante	Paul	Martin	Ray	Davis	Jones	DeMarco	Clarke
Apr 15	#5 OLE MISS	Duvall	Infante	Paul	Martin	Kaiser	Scott	Jones	DeMarco	Clarke
Apr 17	EVANSVILLE	Duvall	Infante	Paul	Gonzalez	Kaiser	Scott	Martin	DeMarco	Clarke
Apr 19	at Missouri	Scott	Martin	Paul	Gonzalez	Kaiser	Ray	Jones	DeMarco	Clarke
Apr 20	at Missouri	Duvall	Martin	Paul	Gonzalez	Kaiser	Scott	Jones	DeMarco	Clarke
Apr 21	at Missouri	Duvall	Infante	Paul	Ray	Kaiser	Scott	Martin	DeMarco	Clarke
Apr 27	SOUTH CAROLINA	Duvall	Infante	Paul	Ray	Kaiser	Scott	Martin	DeMarco	Clarke
Apr 28	SOUTH CAROLINA	Duvall	Infante	Paul	Ray	Kaiser	Martin	Jones	DeMarco	Clarke
Apr 29	SOUTH CAROLINA	Clarke	Infante	Paul	Ray	Kaiser	Martin	Jones	DeMarco	Duvall
May 01	LOUISVILLE	Duvall	Infante	Paul	Ray	Kaiser	Martin	Jones	DeMarco	Clarke
May 04	at Auburn	Duvall	Infante	Paul	Martin	Kaiser	Scott	Jones	DeMarco	Clarke
May 05	at Auburn	Duvall	Infante	Paul	Blaylock	Martin	Scott	Ray	DeMarco	Clarke
May 06	at Auburn	Scott	Infante	Paul	Blaylock	Gonzalez	Martin	Ray	DeMarco	Clarke
May 08	#23 TENN. TECH	Duvall	Blaylock	Paul	Gonzalez	Martin	Scott	DeMarco	Bleday	Clarke
May 11	at Tennessee	Scott	Martin	Paul	Gonzalez	Kaiser	DeMarco	Ray	Bleday	Clarke
May 12	at Tennessee	Scott	Martin	Paul	Gonzalez	Kaiser	DeMarco	Ray	Bleday	Clarke
May 13	at Tennessee	Scott	Martin	Paul	Gonzalez	Kaiser	DeMarco	Ray	Bleday	Clarke
May 15	MIDDLE TENNESSEE	Duvall	Martin	Paul	Gonzalez	Kaiser	Scott	DeMarco	Bleday	Clarke
May 17	#19 KENTUCKY	Scott	Infante	Paul	Ray	Kaiser	DeMarco	Martin	Bleday	Clarke
May 18	#19 KENTUCKY	Scott	Infante	Paul	Ray	Kaiser	DeMarco	Martin	Bleday	Clarke
May 19	#19 KENTUCKY	Scott	Infante	Paul	Gonzalez	Kaiser	DeMarco	Martin	Bleday	Clarke
May 22	vs. Texas A&M	Scott	Infante	Paul	Gonzalez	Kaiser	DeMarco	Martin	Bleday	Clarke
June 01	vs. St. John's	Scott	Infante	Paul	Gonzalez	Kaiser	DeMarco	Martin	Bleday	Clarke
June 02	at Clemson	Scott	Infante	Paul	Gonzalez	Kaiser	DeMarco	Martin	Bleday	Clarke
June 03	at Clemson	Scott	Infante	Paul	Gonzalez	Kaiser	DeMarco	Martin	Bleday	Clarke

STARTERS BREAKDOWN

(Win-Loss record in parenthesis)

PITCHER:

Drake Fellows	15	(8-7)
Mason Hickman	13	(9-4)
Patrick Raby	12	(7-5)
Jake Eder	9	(3-6)
Chandler Day	3	(3-0)
Zach King	2	(1-1)
Reid Schaller	2	(1-1)
Tyler Brown	2	(1-1)
Jackson Gillis	1	(1-0)
Maddux Conger	1	(1-0)
Hugh Fisher	1	(1-0)

CATCHER:

Stephen Scott	32	(22-10)
Ty Duvall	14	(6-8)
Philip Clarke	13	(6-7)

FIRST BASE:

Julian Infante	45	(24-21)
Austin Martin	13	(10-3)
Garrett Blaylock	1	(0-1)

SECOND BASE:

Ethan Paul	59	(34-25)
------------	----	---------

THIRD BASE:

Jayson Gonzalez	38	(24-14)
Harrison Ray	10	(6-4)
Austin Martin	9	(4-5)
Garrett Blaylock	2	(0-2)

SHORTSTOP:

Connor Kaiser	56	(34-22)
Austin Martin	2	(0-2)
Jayson Gonzalez	1	(0-1)

LEFT FIELD:

Alonzo Jones	13	(9-4)
Austin Martin	12	(4-8)
Pat DeMarco	10	(8-2)
Stephen Scott	10	(5-5)
Walker Grisanti	9	(5-4)
Cooper Davis	3	(2-1)
Harrison Ray	2	(1-1)

CENTER FIELD:

Pat DeMarco	24	(15-9)
Alonzo Jones	20	(9-11)
Austin Martin	10	(8-2)
Harrison Ray	5	(2-3)

RIGHT FIELD:

JJ Bleday	32	(22-10)
Pat DeMarco	25	(11-14)
Harrison Ray	2	(1-1)

DESIGNATED HITTER:

Philip Clarke	33	(19-14)
Austin Martin	9	(6-3)
Drake Fellows	5	(4-1)
Chandler Day	2	(1-1)
Zach King	2	(2-0)
Stephen Scott	2	(0-2)
Patrick Raby	2	(0-2)
Walker Grisanti	1	(1-0)
Tyler Brown	1	(1-0)
Mason Hickman	1	(0-1)
Ty Duvall	1	(0-1)

STARTERS BREAKDOWN

(Win-Loss record in parenthesis)

LEADOFF:

Austin Martin	49	(27-22)
Walker Grisanti	7	(5-2)
Pat DeMarco	2	(1-1)
Philip Clarke	1	(1-0)

2ND SPOT:

Connor Kaiser	18	(10-8)
Ethan Paul	13	(5-8)
Philip Clarke	7	(4-3)
Alonzo Jones	6	(5-1)
Austin Martin	5	(4-1)
Stephen Scott	6	(4-2)
Pat DeMarco	3	(2-1)
Ty Duvall	1	(0-1)

3RD SPOT:

Ethan Paul	19	(13-6)
Pat DeMarco	15	(7-8)
Philip Clarke	15	(6-9)
JJ Bleday	9	(8-1)
Stephen Scott	1	(0-1)

CLEANUP:

Pat DeMarco	31	(19-12)
JJ Bleday	9	(6-3)
Connor Kaiser	7	(6-1)
Julian Infante	5	(1-4)
Philip Clarke	2	(1-1)
Ethan Paul	2	(0-2)
Mason Hickman	1	(0-1)
Jayson Gonzalez	1	(1-0)
Ty Duvall	1	(0-1)

5TH SPOT:

Philip Clarke	14	(10-4)
Connor Kaiser	10	(6-4)
Stephen Scott	9	(6-3)
Ethan Paul	6	(2-4)
JJ Bleday	6	(3-3)
Ty Duvall	5	(1-4)
Jayson Gonzalez	2	(1-1)
Zach King	2	(2-0)
Chandler Day	1	(1-0)
Drake Fellows	1	(1-0)
Julian Infante	1	(1-0)
Patrick Raby	1	(0-1)
Harrison Ray	1	(0-1)

6TH SPOT:

Connor Kaiser	14	(8-6)
Jayson Gonzalez	10	(5-5)
Pat DeMarco	8	(5-3)
Ethan Paul	7	(4-3)
Stephen Scott	7	(4-3)
Harrison Ray	4	(2-2)
Julian Infante	3	(3-0)
Philip Clarke	3	(2-1)
Drake Fellows	1	(1-0)
Patrick Raby	1	(0-1)
JJ Bleday	1	(0-1)

7TH SPOT:

Stephen Scott	15	(8-7)
Jayson Gonzalez	9	(6-3)
Ethan Paul	8	(7-1)
JJ Bleday	7	(5-2)
Julian Infante	6	(3-3)
Philip Clarke	3	(0-3)
Alonzo Jones	3	(1-2)
Drake Fellows	2	(2-0)
Connor Kaiser	2	(1-1)
Harrison Ray	2	(1-1)
Ty Duvall	2	(0-1)
Walker Grisanti	1	(0-1)

8TH SPOT:

Julian Infante	10	(5-5)
Harrison Ray	9	(6-3)
Jayson Gonzalez	7	(4-3)
Alonzo Jones	7	(2-5)
Stephen Scott	5	(4-1)
Connor Kaiser	5	(3-2)
Ty Duvall	5	(4-1)
Ethan Paul	4	(3-1)
Garrett Blaylock	2	(0-2)
Philip Clarke	1	(1-0)
Cooper Davis	1	(0-1)
Walker Grisanti	1	(1-0)
Drake Fellows	1	(0-1)
Tyler Brown	1	(1-0)

9TH SPOT:

Julian Infante	20	(11-9)
Alonzo Jones	17	(10-7)
Jayson Gonzalez	10	(7-3)
Harrison Ray	3	(1-2)
Cooper Davis	2	(2-0)
Ty Duvall	2	(1-1)
Chandler Day	1	(0-1)
Austin Martin	1	(1-0)
Walker Grisanti	1	(0-1)
Stephen Scott	1	(1-0)
Garrett Blaylock	1	(0-1)

GAME-BY-GAME BATTING ORDER

Date	Opponent	1	2	3	4	5	6	7	8	9
Feb 16	#25 DUKE	DeMarco	Kaiser	Paul	Infante	King	Gonzalez	Bleday	Jones	Scott
Feb 17	#25 DUKE	DeMarco	Kaiser	Paul	Infante	Clarke	Gonzalez	Bleday	Jones	Day
Feb 18	#25 DUKE	Martin	Kaiser	Paul	DeMarco	Scott	Infante	Fellows	Gonzalez	Jones
Feb 20	PRESBYTERIAN	Martin	Kaiser	Paul	DeMarco	Infante	Scott	Gonzalez	Ray	Jones
Feb 21	PRESBYTERIAN	Martin	Kaiser	Paul	DeMarco	Clarke	Infante	Bleday	Gonzalez	Jones
Feb 23	UMASS-LOWELL	Martin	Kaiser	Paul	DeMarco	King	Infante	Scott	Gonzalez	Jones
Feb 24	UMASS-LOWELL	Martin	Kaiser	Paul	DeMarco	Clarke	Gonzalez	Bleday	Infante	Jones
Feb 25	UMASS-LOWELL	Martin	Kaiser	Paul	DeMarco	Fellows	Gonzalez	Bleday	Scott	Jones
Feb 27	AUSTIN PEAY	Martin	Kaiser	Paul	DeMarco	Day	Gonzalez	Scott	Grisanti	Jones
Feb 28	INDIANA STATE	Martin	Kaiser	Paul	DeMarco	Clarke	Gonzalez	Bleday	T. Brown	Jones
Mar 02	vs. Sam Houston St.	Martin	Kaiser	Paul	DeMarco	Bleday	Gonzalez	Scott	Infante	Jones
Mar 03	vs. Louisiana	Martin	Kaiser	Paul	DeMarco	Clarke	Gonzalez	Bleday	Infante	Grisanti
Mar 04	vs. #24 Houston	Grisanti	Scott	Paul	DeMarco	Bleday	Kaiser	Fellows	Gonzalez	Martin
Mar 07	at Long Beach St.	Grisanti	Scott	DeMarco	Paul	Bleday	Kaiser	Clarke	Gonzalez	Infante
Mar 09	at #11 UCLA	Grisanti	Paul	DeMarco	Bleday	Kaiser	Clarke	Gonzalez	Infante	Jones
Mar 11	vs. #8 TCU	Grisanti	Martin	DeMarco	Bleday	Gonzalez	Paul	Kaiser	Scott	Infante
Mar 14	EASTERN KY.	Grisanti	Martin	DeMarco	Bleday	Gonzalez	Paul	Kaiser	Duvall	Infante
Mar 16	at #19 Mississippi St.	Grisanti	Martin	DeMarco	Bleday	Kaiser	Paul	Gonzalez	Clarke	Infante
Mar 17	at #19 Mississippi St.	Grisanti	Martin	DeMarco	Bleday	Kaiser	Clarke	Gonzalez	Paul	Infante
Mar 18	at #19 Mississippi St.	Martin	Paul	DeMarco	Bleday	Kaiser	Fellows	Gonzalez	Scott	Infante
Mar 21	vs. Belmont	Martin	Paul	DeMarco	Hickman	Kaiser	Clarke	Gonzalez	Infante	Ray
Mar 23	#19 LSU	Martin	Clarke	DeMarco	Bleday	Kaiser	Paul	Infante	Scott	Jones
Mar 24	#19 LSU	Martin	Clarke	DeMarco	Bleday	Kaiser	Paul	Infante	Fellows	Jones
Mar 25	#19 LSU	Clarke	Martin	Bleday	DeMarco	Paul	Kaiser	Scott	Jones	Infante
Mar 27	vs. Lipscomb	Martin	Paul	DeMarco	Bleday	Kaiser	Raby	Scott	Jones	Infante
Mar 30	at #2 Florida	Martin	Scott	DeMarco	Clarke	Kaiser	Paul	Grisanti	Infante	Jones
Mar 31	at #2 Florida	Martin	Kaiser	Paul	Infante	Scott	DeMarco	Clarke	Gonzalez	Jones
Apr 01	at #2 Florida	Martin	Paul	Clarke	Infante	Scott	DeMarco	Jones	Kaiser	Gonzalez
Apr 03	at MTSU	Martin	Kaiser	Clarke	Infante	Paul	DeMarco	Duvall	Gonzalez	Jones
Apr 05	#16 GEORGIA	Martin	Jones	Clarke	DeMarco	Paul	Kaiser	Scott	Davis	Infante
Apr 06	#16 GEORGIA	Martin	Jones	Clarke	Gonzalez	Paul	DeMarco	Scott	Kaiser	Ray
Apr 07	#16 GEORGIA	Martin	Jones	Clarke	DeMarco	Scott	Kaiser	Paul	Ray	Davis
Apr 10	WKU	Martin	Jones	Clarke	DeMarco	Scott	Kaiser	Paul	Ray	Duvall
Apr 13	#5 OLE MISS	Martin	Kaiser	Scott	DeMarco	Raby	Ray	Paul	Jones	Infante
Apr 15	#5 OLE MISS	Martin	Jones	Paul	DeMarco	Clarke	Kaiser	Scott	Infante	Davis
Apr 15	#5 OLE MISS	Martin	Jones	Paul	DeMarco	Clarke	Kaiser	Scott	Duvall	Infante
Apr 17	EVANSVILLE	Martin	Kaiser	Paul	DeMarco	Clarke	Scott	Gonzalez	Duvall	Infante
Apr 19	at Missouri	Martin	Kaiser	Paul	DeMarco	Clarke	Gonzalez	Scott	Jones	Ray
Apr 20	at Missouri	Martin	Kaiser	Paul	DeMarco	Scott	Gonzalez	Clarke	Jones	Duvall
Apr 21	at Missouri	Martin	Scott	DeMarco	Clarke	Kaiser	Paul	Ray	Duvall	Infante
Apr 27	SOUTH CAROLINA	Martin	Paul	Clarke	DeMarco	Duvall	Kaiser	Scott	Ray	Infante
Apr 28	SOUTH CAROLINA	Martin	Paul	Clarke	DeMarco	Duvall	Kaiser	Jones	Ray	Infante
Apr 29	SOUTH CAROLINA	Martin	Paul	Clarke	DeMarco	Duvall	Kaiser	Jones	Ray	Infante
May 01	LOUISVILLE	Martin	Paul	Clarke	DeMarco	Duvall	Kaiser	Infante	Ray	Jones
May 04	at Auburn	Martin	Duvall	Clarke	DeMarco	Paul	Kaiser	Scott	Infante	Jones
May 05	at Auburn	Martin	Clarke	DeMarco	Duvall	Paul	Scott	Ray	Blaylock	Infante
May 06	at Auburn	Martin	Clarke	DeMarco	Paul	Ray	Scott	Gonzalez	Blaylock	Infante
May 07	#23 TENN. TECH	Martin	Paul	Clarke	DeMarco	Duvall	Bleday	Gonzalez	Scott	Blaylock
May 11	at Tennessee	Martin	Paul	Clarke	DeMarco	Bleday	Ray	Scott	Kaiser	Gonzalez
May 12	at Tennessee	Martin	Paul	Clarke	DeMarco	Bleday	Ray	Scott	Kaiser	Gonzalez
May 13	at Tennessee	Martin	Paul	Clarke	DeMarco	Bleday	Ray	Scott	Kaiser	Gonzalez
May 15	MIDDLE TENNESSEE	Martin	Clarke	Bleday	DeMarco	Scott	Kaiser	Paul	Duvall	Gonzalez
May 17	#19 KENTUCKY	Martin	Clarke	Bleday	Kaiser	Scott	DeMarco	Paul	Ray	Infante
May 18	#19 KENTUCKY	Martin	Clarke	Bleday	Kaiser	Scott	DeMarco	Paul	Ray	Infante
May 19	#19 KENTUCKY	Martin	DeMarco	Bleday	Kaiser	Clarke	Scott	Infante	Paul	Gonzalez
May 22	vs. Texas A&M	Martin	DeMarco	Bleday	Kaiser	Clarke	Scott	Infante	Paul	Gonzalez
June 01	vs. St. John's	Martin	Scott	Bleday	Kaiser	Clarke	DeMarco	Paul	Infante	Gonzalez
June 02	at Clemson	Martin	DeMarco	Bleday	Kaiser	Clarke	Scott	Infante	Paul	Gonzalez
June 03	at Clemson	Martin	Scott	Bleday	Kaiser	Clarke	DeMarco	Paul	Infante	Gonzalez

VANDERBILT HOME RUNS

No.	Player	Game #	Date	Opponent	Pitcher	Runs	Inn	Outs	Count	Final
1.	Scott	2	Feb. 17	#25 Duke	Stinson, G	1	7	2	0-2	L, 5-4
2.	Martin	3	Feb. 18	#25 Duke	Stallings, M *	1	1	0	1-1	W, 9-1
3.	Paul	4	Feb. 20	Presbyterian	PARADIS, A.	1	1	2	2-1	W, 7-1
4.	Clarke	5	Feb. 21	Presbyterian	McLAUGHLIN	3	1	2	0-0	W, 15-2
5.	Bleday	6	Feb. 23	UMass-Lowell	Hoar III	1	7	2	1-0	W, 15-0
6.	Gonzalez	7	Feb. 24	UMass-Lowell	Riley	3	5	1	3-2	W, 15-2
7.	Paul	7	Feb. 24	UMass-Lowell	Constant	4	5	2	3-2	W, 15-2
8.	Gonzalez	7	Feb. 24	UMass-Lowell	Hoar III	2	8	0	2-2	W, 15-2
9.	Scott	8	Feb. 25	UMass-Lowell	Rand	3	6	1	1-2	W, 9-2
10.	Paul	9	Feb. 27	AUSTIN PEAY	Gollert	2	3	1	0-0	W, 19-6
11.	Grisanti	9	Feb. 27	AUSTIN PEAY	Rye	3	4	2	3-2	W, 19-6
12.	Bleday	9	Feb. 27	AUSTIN PEAY	Wilson	1	8	0	1-0	W, 19-6
13.	DeMarco	10	Feb. 28	INDIANA STATE	Ward	1	6	0	2-2	W, 8-5
14.	Jones	10	Feb. 28	INDIANA STATE	Ridgway	3	6	2	0-1	W, 8-5
15.	Bleday	13	Mar. 4	vs. #24 Houston	Randel	2	1	1	3-2	W, 9-4
16.	Gonzalez	14	Mar. 7	at Long Beach	S. Sanchez	1	5	0	0-1	L, 4-3
17.	Paul	15	Mar. 9	at #11 UCLA	Bird	2	2	2	2-1	W, 6-3
18.	Infante	22	Mar. 23	#19 LSU	Z. Hess	2	2	1	1-1	W, 4-2
19.	DeMarco	22	Mar. 23	#19 LSU	Z. Hess	2	3	1	1-2	W, 4-2
20.	Clarke	26	Mar. 30	at #2 Florida	Singer	1	7	0	1-0	L, 8-4
21.	Scott	26	Mar. 30	at #2 Florida	Mace	3	8	1	3-1	L, 8-4
22.	Duvall	27	Mar. 31	at #2 Florida	McMullen	1	9	0	1-1	L, 10-2
23.	Paul	28	Apr. 1	at #2 Florida	Dyson	2	3	2	3-2	L, 8-2
24.	Gonzalez	29	Apr. 3	at MTSU	Blair	3	4	1	0-1	L, 4-3
25.	DeMarco	31	Apr. 6	#16 UGA	R. Webb	1	2	0	1-2	W, 5-3
26.	Scott	32	Apr. 7	#16 UGA	Kristofak	3	7	1	1-2	W, 8-3
27.	DeMarco	33	Apr. 10	WKU	M. Martin	1	6	0	0-2	W, 3-2
28.	Kaiser	33	Apr. 10	WKU	M. Martin	2	6	0	0-0	W, 3-2
29.	Paul	35	Apr. 15	#5 OLE MISS	D. Woolfolk	1	8	0	3-2	W, 8-7
30.	DeMarco	36	Apr. 15	#5 OLE MISS	J. McArthur	1	4	0	3-1	W, 8-7
31.	Scott	36	Apr. 15	#5 OLE MISS	J. McArthur	2	4	1	0-0	W, 8-7
32.	Paul	37	Apr. 17	EVANSVILLE	Ruesch	2	3	2	0-2	W, 6-1
33.	Paul	37	Apr. 17	EVANSVILLE	Brady	1	8	0	1-0	W, 6-1
34.	DeMarco	41	Apr. 27	S. CAROLINA	L. Chapman	2	1	2	1-0	L, 8-7
35.	Duvall	41	Apr. 27	S. CAROLINA	L. Chapman	1	1	2	0-0	L, 8-7
36.	Jones	42	Apr. 28	S. CAROLINA	R. Chapman	2	5	2	3-2	W, 8-1
37.	Scott	44	May 1	LOUISVILLE	Conway	2	9	0	2-1	L, 8-4
38.	Clarke	45	May 4	at Auburn	Mize	1	7	0	0-0	L, 4-1
39.	Duvall	46	May 5	at Auburn	Burns	1	2	0	0-1	L, 11-5
40.	Clarke	48	May 8	TENN. TECH	Provey	1	5	0	0-1	L, 6-4
41.	Scott	49	May 11	at Tennessee	Heflin	1	3	0	0-0	W, 7-6
42.	Scott	49	May 11	at Tennessee	Linginfelter	1	6	2	2-2	W, 7-6
43.	Kaiser	49	May 11	at Tennessee	Linginfelter	1	6	2	2-2	W, 7-6
44.	Scott	50	May 12	at Tennessee	Hunley	1	6	1	3-1	W, 7-2
45.	DeMarco	51	May 13	at Tennessee	Neely	2	4	1	2-2	L, 8-7
46.	Scott	52	May 15	MIDDLE TENN.	Scott	2	3	0	1-1	W, 21-4
47.	DeMarco	53	May 17	#19 KENTUCKY	B. Marshall	2	7	1	1-0	W, 8-1
48.	Kaiser	54	May 18	#19 KENTUCKY	J. Ramsey	2	1	1	0-1	W, 5-1
49.	Scott	54	May 18	#19 KENTUCKY	J. Ramsey	1	6	2	0-0	W, 5-1
50.	DeMarco	55	May 19	#19 KENTUCKY	Z. Thompson	2	3	0	2-0	W, 9-6
51.	Scott	55	May 19	#19 KENTUCKY	B. Schaezner	2	7	1	0-0	W, 9-6
52.	Gonzalez	57	June 1	vs. St. John's	S. Mooney	1	5	2	2-1	W, 2-0
53.	Paul	58	June 2	at #7 Clemson	Higginbotham	2	2	2	1-1	W, 4-3
54.	Scott	59	June 3	at #7 Clemson	Strider	1	1	1	0-1	W, 19-6
55.	Kaiser	59	June 3	at #7 Clemson	Strider	3	3	1	0-0	W, 19-6
56.	Clarke	59	June 3	at #7 Clemson	Strider	1	3	1	1-2	W, 19-6
57.	Clarke	59	June 3	at #7 Clemson	Griffith	1	5	1	1-1	W, 19-6
58.	Kaiser	59	June 3	at #7 Clemson	Marr	4	6	0	1-1	W, 19-6
59.	Scott	59	June 3	at #7 Clemson	Marr	1	7	1	2-2	W, 19-6
60.	Kaiser	59	June 3	at #7 Clemson	Huggins	2	7	1	1-0	W, 19-6
61.	Infante	59	June 3	at #7 Clemson	Huggins	1	8	0	0-0	W, 19-6
62.	Ray	59	June 3	at #7 Clemson	Huggins	1	8	0	1-0	W, 19-6

* - leadoff home run

HOME RUN TRACKER

Player	Career HR	Last HR	Opponent	Runs	Inn	Outs	Count	Final
Bleday	5	March 4, 2018	vs. #24 Houston	2	1	1	3-2	W, 9-4
Clarke	6	June 3, 2018	at #7 Clemson	1	5	1	1-1	W, 19-6
DeMarco	9	May 19, 2018	vs. #19 Kentucky	2	3	0	2-0	W, 9-6
Duvall	3	May 5, 2018	at Auburn	1	2	0	0-1	L, 11-5
Gonzalez	5	June 1, 2018	vs. St. John's	1	5	2	2-1	W, 2-0
Grisanti	2	Feb. 27, 2018	vs. Austin Peay	3	4	2	3-2	W, 19-6
Infante	19	June 3, 2018	at #7 Clemson	1	8	0	0-0	W, 19-6
Jones	3	April 28, 2018	vs. South Carolina	2	5	2	3-2	W, 8-1
Kaiser	7	June 3, 2018	at #7 Clemson	2	7	1	1-0	W, 19-6
Martin	1	Feb. 18, 2018	vs. #25 Duke	1	1	0	1-1	W, 9-1
Paul	18	June 2, 2018	at #7 Clemson	2	2	2	1-1	W, 4-3
Ray	2	June 3, 2018	at #7 Clemson	1	8	0	1-0	W, 19-6
Scott	17	June 3, 2018	at #7 Clemson	1	7	1	2-2	W, 19-6

HOME RUN BREAKDOWN

at Home _____ 36
 on the Road _____ 24
 at Neutral Site _____ 2

vs. RHP _____ 45
 vs. LHP _____ 17

vs. SEC Teams _____ 26
 vs. Non-Conference Teams _____ 36

with 0 outs _____ 23
 with 1 out _____ 21
 with 2 outs _____ 18

Solo HR _____ 30
 2-run HR _____ 21
 3-run HR _____ 9
 Grand Slam _____ 2
 Inside-the-Park HR _____ 0

February _____ 14
 March _____ 8
 April _____ 14
 May _____ 15
 June _____ 11

in 1st inning _____ 8
 in 2nd inning _____ 5
 in 3rd inning _____ 9
 in 4th inning _____ 5
 in 5th inning _____ 7
 in 6th inning _____ 10
 in 7th inning _____ 9
 in 8th inning _____ 7
 in 9th inning _____ 2
 in extra innings _____ 0

Leadoff hitter _____ 1
 2-hole _____ 6
 3-hole _____ 8
 Cleanup _____ 12
 5-hole _____ 8
 6-hole _____ 6
 7-hole _____ 8
 8-hole _____ 8
 9-hole _____ 2
 Pinch hitter _____ 3

to Left Field _____ 16
 to Left Center _____ 6
 to Centerfield _____ 7
 to Right Center _____ 9
 to Right Field _____ 23

Day Games _____ 25
 Night Games _____ 37

Starters _____ 28
 Relievers _____ 34

To tie the game _____ 4
 To put Vanderbilt ahead _____ 18
 Walkoff HR _____ 0

To lead off a game _____ 1
 To lead off an inning _____ 16

Record with HR _____ 26-12
 Record without HR _____ 7-13

VANDERBILT RECORD WHEN...

	2018
Total	34-25
Conference	16-14
Non-Conf	18-11
Home	22-9
Away	8-11
Neutral	4-5
Day	21-10
Night	13-15
vs Left	14-6
vs Right	20-19
1-Run games	7-10
2-Run games	3-3
5+Run games	18-5
Extra inns	1-1
Shutouts	4-2
Scoring 0-2 runs	2-11
Scoring 3-5 runs	7-10
Scoring 6-9 runs	18-4
Scoring 10+ runs	7-0
Opponent 0-2 runs	19-1
Opponent 3-5 runs	9-9
Opponent 6-9 runs	6-10
Opponent 10+ runs	0-5
Scored in 1st inning	15-2
Scores first	18-9
Opp. scores first	16-16
After 6 leading	33-4
After 6 trailing	1-20
After 6 tied	0-1
After 7 leading	31-3
After 7 trailing	0-19
After 7 tied	0-2
After 8 leading	31-1
After 8 trailing	0-22
After 8 tied	0-1
Hit 0 home runs	7-13
Hit 1 home run	16-10
Hit 2+ home runs	12-2
Opponent 0 home runs	22-10
Opponent 1 home run	8-9
Opponent 2+ HRs	4-6
Made 0 errors	20-11
Made 1 error	11-9
Made 2+ errors	3-5
Opp. made 0 errors	10-11
Opp. made 1 error	15-12
Opp. made 2+ errors	9-2
Out-hit opponent	25-6
Out-hit by opponent	6-16
Hits are tied	3-3

MISCELLANEOUS STATS

HITTING	Longest	Current
Austin Martin	13	7
Pat DeMarco	8	2
Ethan Paul	8	2
JJ Bleday	8	7
Connor Kaiser	7	3
Stephen Scott	7	3
Ty Duvall	6	-
Philip Clarke	6	1
Julian Infante	5	1
Jayson Gonzalez	5	-
Harrison Ray	5	1
Alonzo Jones	5	4
Walker Grisanti	4	-
Garrett Blaylock	2	-
Cooper Davis	1	-

REACHED BASE	Longest	Current
Connor Kaiser	26	3
JJ Bleday	25	25
Austin Martin	16	12
Ethan Paul	13	2
Walker Grisanti	13	2
Stephen Scott	11	3
Pat DeMarco	11	11
Philip Clarke	9	1
Ty Duvall	8	-
Alonzo Jones	6	4
Jayson Gonzalez	6	-
Julian Infante	5	1
Harrison Ray	5	1
Cooper Davis	2	-
Tyler Solomon	2	-
Garrett Blaylock	2	1

GAME SUMMARY

Record when team scores:

Runs	0	1	2	3	4	5	6	7	8	9	10+
W-L	0-2	1-5	1-4	1-3	3-4	3-3	3-1	4-2	6-0	5-1	7-0

Record when opponent scores:

Runs	0	1	2	3	4	5	6	7	8	9	10+
W-L	4-0	8-0	7-1	5-4	3-3	1-2	4-3	2-1	0-6	0-0	0-5

Record when leading after:

Inn.	1	2	3	4	5	6	7	8
W-L	14-2	15-5	23-6	26-8	30-6	33-4	31-3	31-1

Record when trailing after:

Runs	1	2	3	4	5	6	7	8
W-L	9-10	5-12	2-14	3-14	2-16	1-20	0-19	0-22

Record when tied after:

Runs	1	2	3	4	5	6	7	8
W-L	11-13	14-8	9-5	5-3	2-3	0-1	0-2	0-1

General summary:

Current winning streak	3
Longest winning streak	8
Longest losing streak	6

Home attendance	85078 (31 dates avg = 2842)
Away attendance	89466 (28 dates avg = 3195)
Total attendance	177571 (59 dates avg = 3009)

INNING-BY-INNING SUMMARY

	1	2	3	4	5	6	7	8	9	EX	Total
Vanderbilt	32	33	49	39	52	52	46	44	20	1	368
Opponents	37	23	23	14	47	29	45	26	11	2	257

MULTI-HIT GAMES	2	3	4	5+	Tot
Philip Clarke	13	5	-	-	18
Austin Martin	11	6	1	-	18
Pat DeMarco	14	4	-	-	18
Connor Kaiser	15	1	-	1	17
Ethan Paul	9	3	1	-	13
JJ Bleday	9	3	-	-	12
Stephen Scott	8	2	-	-	10
Julian Infante	8	-	-	-	8
Jayson Gonzalez	3	1	2	-	6
Alonzo Jones	3	1	-	-	4
Harrison Ray	4	-	-	-	4
Ty Duvall	2	-	-	-	2
TEAM	99	26	4	1	130

MULTI-RBI GAMES	2	3	4	5+	Tot
Connor Kaiser	12	1	-	1	14
Pat DeMarco	10	1	1	-	12
Ethan Paul	4	4	1	1	10
Philip Clarke	4	6	-	-	10
Stephen Scott	5	1	2	1	9
Jayson Gonzalez	2	3	1	1	7
Julian Infante	3	-	-	-	3
JJ Bleday	3	-	-	-	3
Harrison Ray	1	-	1	-	2
Ty Duvall	1	-	1	-	2
Alonzo Jones	1	1	-	-	2
Garrett Blaylock	1	-	-	-	1
Walker Grisanti	-	1	-	-	1
Austin Martin	-	1	-	-	1
TEAM	47	19	7	4	77

VU ALL-TIME VS. OPPONENTS

Auburn	61-95-1
Austin Peay	54-20-2
Belmont	56-14-0
Clemson	5-3-0
Duke	2-1-0
Eastern Kentucky	0-2-0
Evansville	34-18-0
Florida	73-137-0
Georgia	115-121-0
Houston	1-2-0
Indiana State	5-3-0
Kentucky	124-125-3
Lipscomb	51-12-0
Long Beach State	5-2-0
Louisiana	0-1-0
Louisville	22-10-0
LSU	44-59-0
Middle Tennessee	98-44-0
Mississippi State	47-69-2
Missouri	17-3-0
Ole Miss	56-57-2
Presbyterian	3-0-0
Sam Houston State	0-1-0
South Carolina	33-58-0
St. John's	3-0-0
TCU	3-1-0
Tennessee	164-161-3
Tennessee Tech	43-23-0
Texas A&M	7-9-0
UCLA	2-1-0
USC	3-1-0
UMass-Lowell	3-0-0
Western Kentucky	42-19-0

CORBIN VS. 2018 OPPONENTS

Auburn	25-11-0
Austin Peay	16-2-0
Belmont	20-6-0
Clemson	4-1-0
Duke	2-1-0
Eastern Kentucky	0-1-0
Evansville	7-2-0
Florida	23-35-0
Georgia	36-16-0
Houston	1-0-0
Indiana State	4-1-0
Kentucky	31-16-0
Lipscomb	19-4-0
Long Beach State	5-2-0
Louisiana	0-1-0
Louisville	11-8-0
LSU	21-15-0
Middle Tennessee	25-10-0
Mississippi State	26-10-0
Missouri	17-3-0
Ole Miss	21-22-0
Presbyterian	2-0-0
Sam Houston State	0-1-0
South Carolina	28-29-0
St. John's	2-0-0
TCU	3-1-0
Tennessee	32-17-0
Tennessee Tech	9-3-0
Texas A&M	7-9-0
UCLA	2-1-0
USC	2-1-0
UMass-Lowell	3-0-0
Western Kentucky	13-5-0

CORBIN RECORD BY VENUE

Home	419-137-1
Away	180-155-0
Neutral	80-49-0

SERIES-BY-SERIES BATTING

	AVG.	GP	AB	R	H	2B	3B	HR	RBI	TB	SLG%	BB	HP	SO	GDP	OB%	SF	SH	SB-ATT
#25 DUKE	.339	3	109	22	37	6	0	2	19	49	.450	10	3	20	2	.407	1	1	5-5
PRESBYTERIAN	.315	2	73	22	23	7	1	2	16	38	.521	14	2	9	1	.438	0	0	8-9
UMASS-LOWELL	.370	3	108	39	40	8	1	5	36	65	.602	29	5	29	2	.517	1	1	12-12
at Mississippi State	.296	3	108	19	32	8	1	0	12	42	.389	13	3	34	4	.387	0	4	4-6
LSU	.209	3	86	7	18	3	0	2	6	27	.314	7	2	26	0	.284	0	1	7-7
at Florida	.163	3	98	8	16	2	0	4	8	30	.306	6	3	36	0	.234	0	2	2-2
GEORGIA	.286	3	98	15	28	7	0	2	15	41	.418	13	3	26	0	.383	1	1	10-12
OLE MISS	.272	3	81	19	22	4	2	3	16	39	.481	9	4	28	0	.368	1	2	5-8
at Missouri	.245	3	102	8	25	3	1	0	8	30	.294	9	1	35	1	.310	1	1	6-7
SOUTH CAROLINA	.267	3	101	24	27	6	3	3	22	48	.475	12	4	22	0	.368	0	1	9-11
at Auburn	.156	3	90	6	14	3	0	2	6	23	.256	5	0	33	1	.196	2	0	1-2
at Tennessee	.299	3	107	21	32	7	1	5	19	56	.523	11	5	15	2	.387	1	0	4-5
KENTUCKY	.287	3	94	22	27	6	0	5	20	48	.511	13	5	29	2	.398	1	1	3-3
NCAA Regionals	.333	3	111	25	37	4	0	11	24	74	.667	17	1	23	1	.426	0	0	3-3

SERIES-BY-SERIES PITCHING

	ERA	W-L	GS	CG	SV	IP	H	R	ER	BB	SO	2B	3B	HR	B/AVG.
#25 DUKE	2.33	2-1	3	0	0	27.0	18	7	7	10	35	4	0	1	.194
PRESBYTERIAN	1.00	2-0	2	0	0	18.0	11	3	2	3	16	2	0	0	.177
UMASS-LOWELL	1.33	3-0	3	0	0	27.0	19	4	4	4	36	2	0	0	.198
at Mississippi State	1.33	3-0	3	0	2	27.0	19	4	4	12	34	2	0	1	.194
LSU	2.88	2-1	3	1	1	25.0	21	8	8	11	22	1	2	1	.244
at Florida	9.38	0-3	3	0	0	24.0	30	26	25	20	24	8	0	5	.309
GEORGIA	2.67	2-1	3	0	1	27.0	25	9	8	8	31	3	1	0	.245
OLE MISS	9.38	2-1	3	0	1	24.0	32	25	25	12	20	6	1	3	.333
at Missouri	1.08	1-2	3	0	0	25.0	14	7	3	6	25	2	0	0	.163
SOUTH CAROLINA	5.67	1-2	3	0	0	27.0	32	19	17	9	28	7	0	4	.288
at Auburn	10.50	0-3	3	0	0	24.0	32	29	28	18	18	2	0	6	.330
at Tennessee	5.19	2-1	3	0	1	26.0	21	16	15	15	28	5	0	3	.233
KENTUCKY	2.67	3-0	3	0	2	27.0	19	8	8	9	26	4	0	3	.194
NCAA Regionals	2.67	3-0	3	0	2	27.0	19	9	8	12	30	3	0	2	.196

MONTH-BY-MONTH BATTING

	AVG.	GP	AB	R	H	2B	3B	HR	RBI	TB	SLG%	BB	HP	SO	GDP	OB%	SF	SH	SB-ATT
February	.352	10	364	110	128	29	2	14	96	203	.558	65	11	78	5	.460	3	2	30-32
March	.221	17	556	74	123	20	2	8	60	171	.308	78	18	170	10	.335	2	7	22-28
April	.252	16	496	80	125	24	6	14	75	203	.409	56	20	142	1	.350	3	8	31-42
May	.262	13	433	79	112	24	1	15	70	183	.423	63	13	116	7	.366	4	1	11-13
June	.333	3	111	25	37	4	0	11	24	74	.667	17	1	23	1	.426	0	0	3-3

MONTH-BY-MONTH PITCHING

	ERA	W-L	GS	CG	SV	IP	H	R	ER	BB	SO	2B	3B	HR	B/AVG.
February	2.00	9-1	10	0	0	90.0	59	25	20	27	103	11	0	5	.186
March	4.31	8-9	17	1	5	146.1	134	74	70	72	167	24	4	13	.249
April	4.37	8-8	16	0	3	136.0	129	75	66	57	138	22	2	11	.251
May	5.50	6-7	13	0	3	113.0	113	74	69	56	107	20	1	12	.268
June	2.67	3-0	3	0	2	27.0	19	9	8	12	30	3	0	2	.196

HOME-AWAY-NEUTRAL BATTING

	AVG.	GP	AB	R	H	2B	3B	HR	RBI	TB	SLG%	BB	HP	SO	GDP	OB%	SF	SH	SB-ATT
Home	.295	31	1028	240	303	64	8	36	213	491	.478	166	38	264	10	.410	6	9	68-78
Away	.248	19	638	93	158	27	3	23	83	260	.408	71	14	184	10	.334	5	9	18-27
Neutral	.218	9	294	35	64	10	0	3	29	83	.282	42	11	81	4	.336	1	0	11-13

HOME-AWAY-NEUTRAL PITCHING

	ERA	W-L	GS	CG	SV	IP	H	R	ER	BB	SO	2B	3B	HR	B/AVG.
Home	3.55	22-9	31	1	6	274.0	234	121	108	103	290	42	5	16	.232
Away	5.15	8-11	19	0	4	159.0	146	99	91	87	167	23	0	19	.247
Neutral	3.86	4-5	9	0	3	79.1	74	37	34	34	88	15	2	8	.257

DAY-NIGHT BATTING

	AVG.	GP	AB	R	H	2B	3B	HR	RBI	TB	SLG%	BB	HP	SO	GDP	OB%	SF	SH	SB-ATT
Day	.286	31	1037	218	297	63	6	27	191	453	.437	133	33	271	11	.382	9	8	61-70
Night	.247	28	923	150	228	38	5	35	134	381	.413	146	30	258	13	.367	3	10	36-48

DAY-NIGHT PITCHING

	ERA	W-L	GS	CG	SV	IP	H	R	ER	BB	SO	2B	3B	HR	B/AVG.
Day	4.19	21-10	31	1	6	268.1	243	136	125	104	285	43	2	30	.244
Night	3.98	13-15	28	0	7	244.0	211	121	108	120	260	37	5	13	.237



The Automated ScoreBook
Overall Statistics for Vanderbilt (as of Jun 03, 2018)
(All games Sorted by Batting avg)



Record: 34-25 Home: 22-9 Away: 8-11 Neutral: 4-5 SEC: 16-14

Player	avg	gp-gs	ab	r	h	2b	3b	hr	rbi	tb	slg%	bb	hp	so	gdp	ob%	sf	sh	sb-att	po	a	e	fld%
JJ Bleday	.367	36-32	120	24	44	5	1	3	14	60	.500	28	2	21	4	.493	0	0	2-3	62	1	0	1.000
Austin Martin	.335	56-55	209	43	70	12	0	1	18	85	.407	32	11	43	1	.447	1	3	21-29	148	11	2	.988
Philip Clarke	.307	55-46	205	27	63	16	0	6	36	97	.473	25	5	36	3	.394	1	1	4-6	111	15	0	1.000
Connor Kaiser	.298	56-56	208	45	62	12	1	6	45	94	.452	30	4	48	1	.397	0	6	12-14	92	134	2	.991
Pat DeMarco	.271	59-59	229	44	62	11	1	9	40	102	.445	21	6	49	1	.346	1	0	10-13	101	5	1	.991
Stephen Scott	.260	50-44	154	39	40	11	0	14	38	93	.604	31	10	46	1	.415	0	1	5-7	289	34	4	.988
Ethan Paul	.240	59-59	217	41	52	12	1	9	41	93	.429	27	14	60	2	.358	2	1	17-18	89	138	5	.978
Jayson Gonzalez	.225	44-39	138	21	31	3	0	5	28	49	.355	11	1	56	4	.287	0	0	1-1	13	51	9	.877
Julian Infante	.191	47-45	152	16	29	5	1	2	17	42	.276	16	4	67	2	.280	3	2	1-1	341	20	3	.992

Ty Duvall	.276	28-15	58	13	16	3	1	3	9	30	.517	15	0	18	2	.419	1	0	1-1	144	11	1	.994
Alonzo Jones	.236	37-33	110	23	26	4	3	2	9	42	.382	14	1	32	1	.328	0	3	16-16	74	2	0	1.000
Garrett Blaylock	.231	18-3	26	4	6	2	0	0	6	8	.308	1	0	10	0	.259	0	0	0-0	10	10	2	.909
Harrison Ray	.218	39-19	78	9	17	4	2	1	14	28	.359	6	2	21	2	.287	1	0	4-5	25	29	5	.915
Cooper Davis	.182	9-3	11	3	2	0	0	0	4	2	.182	2	0	1	0	.286	1	0	1-1	3	0	0	1.000
Walker Grisanti	.139	21-10	36	12	5	1	0	1	5	9	.250	18	3	16	0	.448	1	1	2-3	12	0	0	1.000
Kiambu Fentress	.000	10-0	5	2	0	0	0	0	1	0	.000	0	0	2	0	.000	0	0	0-0	2	0	0	1.000
Tyler Solomon	.000	6-0	4	2	0	0	0	0	0	0	.000	2	0	3	0	.333	0	0	0-0	2	0	0	1.000
Mason Hickman	.000	1-1	0	0	0	0	0	0	0	0	.000	0	0	0	0	.000	0	0	0-0	3	4	0	1.000
Patrick Raby	.000	2-2	0	0	0	0	0	0	0	0	.000	0	0	0	0	.000	0	0	0-0	3	7	0	1.000
Tyler Brown	.000	1-1	0	0	0	0	0	0	0	0	.000	0	0	0	0	.000	0	0	0-0	0	3	0	1.000
Drake Fellows	.000	5-5	0	0	0	0	0	0	0	0	.000	0	0	0	0	.000	0	0	0-0	4	13	1	.944
Zach King	.000	2-2	0	0	0	0	0	0	0	0	.000	0	0	0	0	.000	0	0	0-0	3	6	1	.900
Chandler Day	.000	2-2	0	0	0	0	0	0	0	0	.000	0	0	0	0	.000	0	0	0-0	1	3	1	.800
Totals	.268	59	1960	368	525	101	11	62	325	834	.426	279	63	529	24	.375	12	18	97-118	1537	514	38	.982
Opponents	.240	59	1888	257	454	80	7	43	234	677	.359	224	52	545	32	.334	24	27	50-70	1502	470	55	.973

LOB - Team (462), Opp (423). DPs turned - Team (41), Opp (32). CI - Team (2), Duvall 1, Scott 1. IBB - Team (5), Bleday 2, Clarke 1, Martin 1, Scott 1, Opp (2). Picked off - Martin 2, Gonzalez 1, Clarke 1, Paul 1, Infante 1.

(All games Sorted by Earned run avg)

Player	era	w-l	app	gs	cg	sho	sv	ip	h	r	er	bb	so	2b	3b	hr	b/avg	wp	hp	bk	sfa	sha
Patrick Raby	3.38	5-5	15	11	0	0/1	0	64.0	63	26	24	30	53	10	2	6	.264	5	5	0	2	3
Drake Fellows	3.52	7-4	15	15	0	0/3	0	92.0	68	40	36	33	102	8	1	6	.210	10	7	1	4	6
Mason Hickman	5.25	8-2	15	12	1	1/0	0	70.1	67	43	41	26	65	14	1	10	.252	4	3	2	4	2

AJ Franklin	0.00	0-0	3	0	0	0/1	0	2.2	0	0	0	1	2	0	0	0	.000	0	0	0	0	0
Erik Kaiser	0.00	0-0	2	0	0	0/0	0	2.0	1	0	0	0	3	1	0	0	.143	0	0	0	0	0
Hugh Fisher	1.93	2-0	8	0	0	0/0	0	9.1	6	5	2	6	8	0	0	0	.194	2	2	0	0	0
Maddux Conger	2.21	2-0	11	1	0	0/0	1	20.1	18	9	5	14	22	4	0	1	.237	8	1	0	0	1
Justin Wilson	2.84	0-0	7	0	0	0/0	0	6.1	2	2	2	4	9	0	0	0	.111	1	2	0	1	1
Chandler Day	3.22	1-1	18	3	0	0/1	4	36.1	26	14	13	16	45	5	1	2	.202	6	5	0	2	1
Paxton Stover	3.38	0-0	9	0	0	0/0	0	10.2	10	4	4	4	13	1	0	0	.263	1	1	0	0	2
Zach King	3.40	1-3	19	3	0	0/1	3	47.2	40	19	18	21	49	8	0	0	.234	2	6	0	1	2
Reid Schaller	4.05	1-1	19	2	0	0/1	1	26.2	31	14	12	8	36	7	1	2	.290	2	3	0	2	2
Jackson Gillis	5.10	4-1	18	1	0	0/0	1	30.0	29	18	17	17	41	6	0	5	.250	5	7	2	2	3
Tyler Brown	5.15	1-4	19	2	0	0/0	3	36.2	40	22	21	8	39	7	0	3	.280	2	4	0	2	1
Jake Eder	5.45	1-4	11	9	0	0/0	0	33.0	25	22	20	22	37	5	0	4	.210	4	1	0	2	3
Aaron Brown	5.93	1-0	11	0	0	0/0	0	13.2	16	10	9	7	13	2	1	3	.281	0	2	0	0	0
Justin Willis	7.59	0-0	10	0	0	0/0	0	10.2	12	9	9	7	8	2	0	1	.293	3	3	1	2	0
Totals	4.09	34-25	59	59	1	4/3	13	512.1	454	257	233	224	545	80	7	43	.240	55	52	6	24	27
Opponents	6.04	25-34	59	59	2	2/2	12	500.2	525	368	336	279	529	101	11	62	.268	67	63	13	12	18

PB - Team (8), Scott 5, Clarke 2, Duvall 1, Opp (13). Pickoffs - Team (6), King 2, Clarke 1, Fellows 1, Scott 1, Stover 1, Opp (6). SBA/ATT - Scott (22-33), Duvall (13-19), Clarke (15-17), King (11-11), Hickman (6-9), Eder (7-8), Raby (4-8), Fellows (2-7), T. Brown (5-5), Schaller (4-5), Fisher (1-4), Day (2-3), Gillis (1-3), Stover (2-2), Conger (2-2), Willis (1-1), Wilson (1-1), A. Brown (1-1).



The Automated ScoreBook
Overall Statistics for Vanderbilt (as of Jun 03, 2018)
(2018 NCAA Clemson Regional Sorted by Batting avg)



Record: 3-0 Home: 0-0 Away: 1-0 Neutral: 2-0 SEC: 0-0

Player	avg	gp-gs	ab	r	h	2b	3b	hr	rbi	tb	slg%	bb	hp	so	gdp	ob%	sf	sh	sb-att	po	a	e	fld%
Connor Kaiser	.500	3-3	14	4	7	0	0	3	11	16	1.143	1	0	3	0	.533	0	0	0-0	9	9	1	.947
Stephen Scott	.400	3-3	10	5	4	1	0	2	2	11	1.100	4	0	0	0	.571	0	0	0-0	29	2	0	1.000
Philip Clarke	.385	3-3	13	2	5	1	0	2	3	12	.923	2	0	2	0	.467	0	0	0-0	0	0	0	.000
Austin Martin	.385	3-3	13	4	5	1	0	0	1	6	.462	1	0	3	0	.429	0	0	0-0	8	0	0	1.000
Ethan Paul	.333	3-3	12	1	4	0	0	1	2	7	.583	1	1	0	0	.429	0	0	2-2	5	10	1	.938
Jayson Gonzalez	.333	3-3	9	1	3	0	0	1	1	6	.667	0	0	5	0	.333	0	0	0-0	0	0	2	.000
JJ Bleday	.308	3-3	13	2	4	0	0	0	1	4	.308	2	0	1	1	.400	0	0	1-1	4	0	0	1.000
Julian Infante	.182	3-3	11	2	2	0	0	1	2	5	.455	2	0	6	0	.308	0	0	0-0	23	2	0	1.000
Pat DeMarco	.167	3-3	12	1	2	1	0	0	0	3	.250	2	0	2	0	.286	0	0	0-0	1	0	0	1.000

Harrison Ray	.333	1-0	3	2	1	0	0	1	1	4	1.333	1	0	1	0	.500	0	0	0-0	0	0	0	.000
Ty Duvall	.000	1-0	1	0	0	0	0	0	0	0	.000	0	0	0	0	.000	0	0	0-0	1	0	0	1.000
Garrett Blaylock	.000	1-0	0	1	0	0	0	0	0	0	.000	1	0	0	0	1.000	0	0	0-0	0	0	0	.000
Totals	.333	3	111	25	37	4	0	11	24	74	.667	17	1	23	1	.426	0	0	3-3	81	24	4	.963
Opponents	.196	3	97	9	19	3	0	2	9	28	.289	12	2	30	5	.297	0	0	3-4	75	22	1	.990

LOB - Team (29), Opp (21). DPs turned - Team (6), Opp (1).

(2018 NCAA Clemson Regional Sorted by Earned run avg)

Player	era	w-l	app	gs	cg	sho	sv	ip	h	r	er	bb	so	2b	3b	hr	b/avg	wp	hp	bk	sfa	sha
Drake Fellows	0.00	1-0	1	1	0	0/1	0	7.0	3	0	0	2	8	1	0	0	.125	0	0	0	0	0
Zach King	6.75	0-0	1	1	0	0/0	0	4.0	5	3	3	4	4	1	0	0	.333	0	1	0	0	0
Mason Hickman	9.00	1-0	1	1	0	0/0	0	5.0	6	5	5	2	5	0	0	2	.300	0	1	0	0	0

Jackson Gillis	0.00	0-0	2	0	0	0/0	0	2.1	2	1	0	1	5	1	0	0	.200	2	0	0	0	0
Reid Schaller	0.00	0-0	2	0	0	0/1	0	2.0	1	0	0	0	3	0	0	0	.125	0	0	0	0	0
Tyler Brown	0.00	0-0	1	0	0	0/0	0	2.0	0	0	0	0	1	0	0	0	.000	0	0	0	0	0
Chandler Day	0.00	0-0	2	0	0	0/1	2	2.0	1	0	0	1	1	0	0	0	.167	0	0	0	0	0
Patrick Raby	0.00	1-0	1	0	0	0/0	0	1.2	0	0	0	2	1	0	0	0	.000	0	0	0	0	0
Maddux Conger	0.00	0-0	1	0	0	0/0	0	1.0	1	0	0	0	2	0	0	0	.250	1	0	0	0	0
Totals	2.67	3-0	3	3	0	1/1	2	27.0	19	9	8	12	30	3	0	2	.196	3	2	0	0	0
Opponents	9.00	0-3	3	3	0	0/0	0	25.0	37	25	25	17	23	4	0	11	.333	7	1	0	0	0

PB - Team (2), Scott 2, Opp (1). SBA/ATT - Scott (3-4), King (2-2), Schaller (1-1), Raby (0-1).



The Automated ScoreBook
Overall Statistics for Vanderbilt (as of Jun 04, 2018)
(2018 Mississippi State Series Sorted by Batting avg)



Record: 3-0 Home: 0-0 Away: 3-0 SEC: 3-0

Player	avg	gp-gs	ab	r	h	2b	3b	hr	rbi	tb	slg%	bb	hp	so	gdp	ob%	sf	sh	sb-att	po	a	e	fld%
Austin Martin	.545	3-3	11	3	6	2	0	0	1	8	.727	1	1	2	1	.615	0	2	2-3	4	0	0	1.000
Connor Kaiser	.364	3-3	11	1	4	0	0	0	2	4	.364	2	0	2	0	.462	0	1	0-0	4	10	0	1.000
JJ Bleday	.357	3-3	14	2	5	1	0	0	1	6	.429	1	0	3	1	.400	0	0	1-2	5	0	0	1.000
Pat DeMarco	.357	3-3	14	2	5	0	1	0	4	7	.500	1	0	6	0	.400	0	0	0-0	6	0	0	1.000
Julian Infante	.333	3-3	12	2	4	1	0	0	1	5	.417	0	0	5	1	.333	0	0	0-0	20	0	1	.952
Philip Clarke	.273	3-2	11	2	3	3	0	0	1	6	.545	2	0	3	0	.385	0	0	0-0	21	2	0	1.000
Ethan Paul	.182	3-3	11	2	2	1	0	0	1	3	.273	3	0	2	1	.357	0	0	1-1	4	7	1	.917
Jayson Gonzalez	.167	3-3	12	2	2	0	0	0	1	2	.167	0	1	5	0	.231	0	0	0-0	2	2	1	.800
Walker Grisanti	.000	2-2	5	1	0	0	0	0	0	0	.000	1	1	4	0	.286	0	1	0-0	2	0	0	1.000

Ty Duvall	1.000	1-0	1	0	1	0	0	0	0	1	1.000	0	0	0	0	1.000	0	0	0-0	2	0	0	1.000
Stephen Scott	.000	2-1	5	1	0	0	0	0	0	0	.000	1	0	1	0	.167	0	0	0-0	10	0	0	1.000
Garrett Blaylock	.000	1-0	1	0	0	0	0	0	0	0	.000	0	0	1	0	.000	0	0	0-0	0	0	0	.000
Harrison Ray	.000	2-0	0	1	0	0	0	0	0	0	.000	1	0	0	0	1.000	0	0	0-0	0	0	0	.000
Drake Fellows	.000	1-1	0	0	0	0	0	0	0	0	.000	0	0	0	0	.000	0	0	0-0	0	1	0	1.000
Totals	.296	3	108	19	32	8	1	0	12	42	.389	13	3	34	4	.387	0	4	4-6	81	25	3	.972
Opponents	.194	3	98	4	19	2	0	1	3	24	.245	12	2	34	2	.292	1	2	2-2	81	28	8	.932

LOB - Team (28), Opp (30). DPs turned - Team (2), Opp (4). IBB - Team (2), Bleday 1, Clarke 1. Picked off - Infante 1.

(2018 Mississippi State Series Sorted by Earned run avg)

Player	era	w-l	app	gs	cg	sho	sv	ip	h	r	er	bb	so	2b	3b	hr	b/avg	wp	hp	bk	sfa	sha
Drake Fellows	0.00	1-0	1	1	0	0/1	0	6.0	3	0	0	5	7	0	0	0	.158	1	0	0	0	0
Patrick Raby	0.00	1-0	1	1	0	0/0	0	5.0	5	0	0	2	5	0	0	0	.250	0	0	0	0	1
Tyler Brown	0.00	0-0	1	0	0	0/0	1	4.0	2	0	0	1	6	0	0	0	.143	0	0	0	0	0
Zach King	0.00	0-0	1	0	0	0/1	1	3.0	2	0	0	2	3	0	0	0	.182	0	0	0	0	0
Mason Hickman	5.40	1-0	1	1	0	0/0	0	5.0	4	3	3	2	4	1	0	0	.222	1	0	1	1	0

Jackson Gillis	0.00	0-0	1	0	0	0/0	0	1.1	1	0	0	0	3	1	0	0	.167	0	0	0	0	1
Paxton Stover	0.00	0-0	1	0	0	0/0	0	1.0	0	0	0	0	2	0	0	0	.000	0	1	0	0	0
Justin Willis	0.00	0-0	1	0	0	0/0	0	0.2	0	0	0	0	2	0	0	0	.000	0	1	0	0	0
Aaron Brown	9.00	0-0	1	0	0	0/0	0	1.0	2	1	1	0	2	0	0	1	.400	0	0	0	0	0
Totals	1.33	3-0	3	3	0	1/1	2	27.0	19	4	4	12	34	2	0	1	.194	2	2	1	1	2
Opponents	5.33	0-3	3	3	0	0/0	0	27.0	32	19	16	13	34	8	1	0	.296	6	3	0	0	4

PB - Team (0), Opp (1). Pickoffs - Team (0), Opp (1). SBA/ATT - Scott (2-2), T. Brown (1-1), Hickman (1-1).

Individual Records

Hitting and Base Running

Category	Record	vs Opponent
At-Bats	6...3x, last R. Coleman, D. Swanson at Illinois (6/6/15)	
Runs	3.....5x, last Tyler Campbell at Illinois (6/6/15)	
Hits	4.....3x, last Bryan Reynolds vs. Stanford (6/6/14)	
RBI	6.....Aaron Westlake vs. Oregon State (6/11/11)	
Doubles	2.....3x, last Rhett Wiseman vs. Stanford (6/7/14)	
Triples	1.....Worth Scott at Texas (6/12/04)	
Home Runs	3.....Aaron Westlake vs. Oregon State (6/11/11)	
Total Bases	12.....Aaron Westlake vs. Oregon State (6/11/11)	
Walks	3.....3x, last Will Toffey at Illinois (6/6/15)	
Strikeouts	4.....Cesar Nichols at Texas (6/11/04)	
Sac Hits	1.....10x, last Tyler Campbell at Illinois (6/8/15)	
Sac Flies	1.....Twice, last Xavier Turner vs. Stanford (6/8/14)	
Stolen Bases	2.....3x, last Xavier Turner vs. Stanford (6/8/14)	
Stolen Bases Atts	2.....3x, last Xavier Turner vs. Stanford (6/8/14)	
Hit-by-Pitch	1.....19x, last Julian Infante at Oregon State (6/10/17)	

Pitching

Category	Record	vs Opponent
Innings Pitched	6.2.....2x, last Kyle Wright at Oregon State (6/10/17)	
Most Hits	8.....4x, last Kyle Wright at Oregon State (6/10/17)	
Runs	7.....2x, last Kyle Wright at Oregon State (6/10/17)	
Earned Runs	7.....2x, last Kyle Wright at Oregon State (6/10/17)	
Walks	5.....Carson Fulmer at Illinois (6/6/15)	
Strikeouts	9.....Carson Fulmer vs. Stanford (6/7/15)	
Wild Pitches	2.....3x, last Carson Fulmer at Illinois (6/6/15)	

Fielding

Category	Record	vs Opponent
Putouts	11.....2x, last Aaron Westlake vs. Oregon St. (6/10/11)	
Assists	5.....6x, last Dansby Swanson vs. Stanford (6/8/14)	
Errors	2.....Dansby Swanson vs. Stanford (6/8/14)	
Passed Balls	2.....Spencer Navin vs. Louisville (6/8/13)	

Team Records

Hitting and Base Running

Category	Record	vs Opponent
At-Bats	43.....at Illinois (6/6/15)	
Runs	13.....at Illinois (6/6/15)	
Hits	16.....at Florida State (6/11/10)	
RBI	11.....Oregon State (6/10/11)	
Doubles	5.....at Florida State (6/11/10)	
Triples	1.....at Texas (6/12/04)	
Home Runs	4.....at Florida State (6/11/10)	
Total Bases	33.....at Florida State (6/11/10)	
Sac Hits	3.....at Florida State (6/12/10)	
Sac Flies	1.....Twice, last Stanford (6/8/14)	
Stolen Bases	6.....Twice, last at Illinois (6/8/15)	
SB Attempts	6.....Twice, last at Illinois (6/8/15)	
Walks	8.....Twice, last Stanford (6/6/14)	
Hit-by-Pitch	4.....at Florida State (6/13/10)	
Strikeouts	14.....at Texas (6/11/04)	
Left on Base	11.....4x, last Stanford (6/7/14)	

Pitching

Category	Record	vs Opponent
Innings Pitched	9.0.....11x, last at Oregon State (6/11/17)	
Most Hits	16.....at Texas (6/11/04)	
Fewest Hits	4.....Oregon State (6/10/11)	
Fewest Runs	0.....Twice, at Illinois (6/6/15)	
Walks	7.....Stanford (6/6/14)	
Fewest Walks	0.....Stanford (6/7/14)	
Strikeouts	13.....Stanford (6/8/14)	
Wild Pitches	2.....3x, last at Illinois (6/6/15)	

Fielding

Category	Record	vs Opponent
Assists	14.....at Florida State (6/12/10)	
Errors	3.....at Stanford (6/8/14)	

Miscellaneous

Category	Record	vs Opponent
Margin of Victory	10.....Oregon State (6/10/11)	

8 NCAA Super Regionals ★ 7-9 Record

2018

Super Regional - Nashville, Tenn.

June 8 Mississippi State vs. Vanderbilt

2017

Super Regional - Corvallis, Ore.

June 9 Oregon State 8, Vanderbilt 4

June 10 Oregon State 9, Vanderbilt 2

2015 - National Runner-up

Super Regional - Champaign, Ill.

June 6 Vanderbilt 13, Illinois 0

June 8 Vanderbilt 4, Illinois 2

2014 - National Champions

Super Regional - Nashville, Tenn.

June 6 Vanderbilt 11, Stanford 6

June 7 Stanford 5, Vanderbilt 4

June 8 Vanderbilt 12, Stanford 5

2013

Super Regional - Nashville, Tenn.

June 8 Louisville 5, Vanderbilt 3

June 9 Louisville 2, Vanderbilt 1

2011 - College World Series

Super Regional - Nashville, Tenn.

June 10 Vanderbilt 11, Oregon State 1

June 11 Vanderbilt 9, Oregon State 3

2010

Super Regional - Tallahassee, Fla.

June 11 Florida State 9, Vanderbilt 8

June 12 Vanderbilt 6, Florida State 2

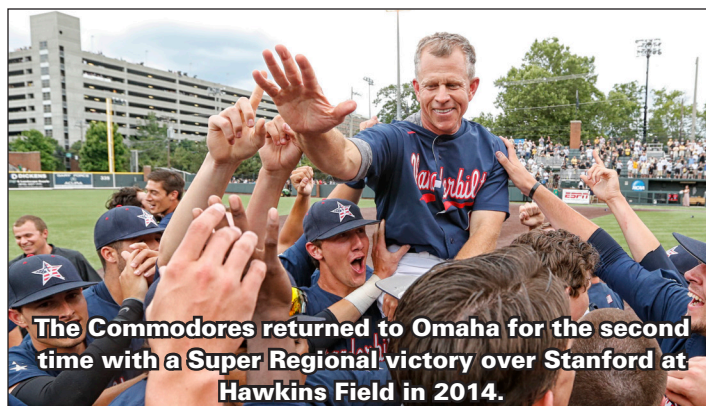
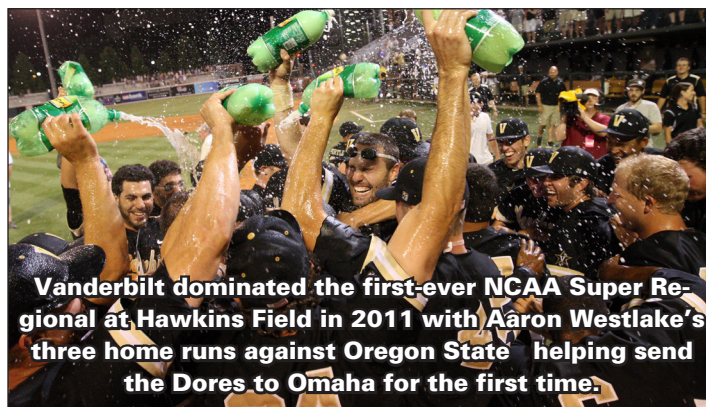
June 13 Florida State 7, Vanderbilt 6

2004

Super Regional - Austin, Texas

June 11 Texas 15, Vanderbilt 3

June 12 Texas 10, Vanderbilt 2



★ 2014 National Champions ★ 2015 National Runner-Up ★
17 Appearances ★ 8 Super Regionals ★ 3 College World Series ★ 57-36 Overall Record

2018**Clemson, S.C.**

June 1 Vanderbilt 2, St. John's 0
June 2 Vanderbilt 4, Clemson 3
June 3 Vanderbilt 19, Clemson 6
Super Regional - Nashville, Tenn.
June 8 Mississippi State vs. Vanderbilt

2017**Clemson, S.C.**

June 2 Vanderbilt 13, St. John's 4
June 3 Vanderbilt 9, Clemson 4
June 4 Clemson 6, Vanderbilt 0
June 5 Vanderbilt 8, Clemson 0
Super Regional - Corvallis, Ore.
June 9 Oregon State 8, Vanderbilt 4
June 10 Oregon State 9, Vanderbilt 2

2016**Nashville, Tenn.**

June 4 Xavier 15, Vanderbilt 1
June 4 Washington 9, Vanderbilt 8

2015 - National Runner-up**Nashville, Tenn.**

May 29 Vanderbilt 9, Lipscomb 1
May 30 Vanderbilt 6, Indiana 4
June 1 Vanderbilt 21, Radford 0
Super Regional - Champaign, Ill.
June 6 Vanderbilt 13, Illinois 0
June 8 Vanderbilt 4, Illinois 2
College World Series

June 15 Vanderbilt 4, Cal State Fullerton 3
June 16 Vanderbilt 1, TCU 0
June 19 Vanderbilt 7, TCU 1
June 22 Vanderbilt 5, Virginia 1
June 23 Virginia 3, Vanderbilt 0
June 24 Virginia 4, Vanderbilt 2

2014 - National Champions**Nashville, Tenn.**

May 30 Vanderbilt 11, Xavier 0
May 31 Vanderbilt 7, Oregon 2
June 1 Vanderbilt 3, Oregon 2
Super Regional - Nashville, Tenn.
June 6 Vanderbilt 11, Stanford 6
June 7 Stanford 5, Vanderbilt 4
June 8 Vanderbilt 12, Stanford 5
College World Series

June 14 Vanderbilt 5, Louisville 3
June 16 Vanderbilt 6, UC Irvine 4
June 20 Texas 4, Vanderbilt 0
June 21 Vanderbilt 4, Texas 3 (10)
June 23 Vanderbilt 9, Virginia 8
June 24 Virginia 7, Vanderbilt 2
June 25 Vanderbilt 3, Virginia 2

2013**Nashville, Tenn.**

May 31 Vanderbilt 9, ETSU 1
June 1 Vanderbilt 10, Illinois 4
June 2 Georgia Tech 5, Vanderbilt 0
June 3 Vanderbilt 7, Georgia Tech 1
Super Regional - Nashville, Tenn.
June 8 Louisville 5, Vanderbilt 3
June 9 Louisville 2, Vanderbilt 1

2012**Raleigh, N.C.**

June 1 Vanderbilt 8, UNC-Wilmington 2
June 2 Vanderbilt 9, NC State 8
June 3 NC State 6, Vanderbilt 5
June 4 NC State 9, Vanderbilt 7

2011 - College World Series**Nashville, Tenn.**

June 3 Vanderbilt 10, Belmont 0
June 4 Vanderbilt 10, Troy 2
June 5 Vanderbilt 6, Belmont 1
Super Regional - Nashville, Tenn.
June 10 Vanderbilt 11, Oregon State 1
June 11 Vanderbilt 9, Oregon State 3
College World Series

June 18 Vanderbilt 7, North Carolina 3
June 20 Florida 3, Vanderbilt 1
June 22 Vanderbilt 5, North Carolina 1
June 24 Florida 6, Vanderbilt 4
2010

Louisville, Ky.

June 4 Vanderbilt 8, Illinois State 7 (13)
June 5 Louisville 7, Vanderbilt 1
June 6 Vanderbilt 10, Illinois State 4
June 6 Vanderbilt 7, Louisville 0
June 7 Vanderbilt 3, Louisville 2 (10)
Super Regional - Tallahassee, Fla.
June 11 Florida State 9, Vanderbilt 8
June 12 Vanderbilt 6, Florida State 2
June 13 Florida State 7, Vanderbilt 6

2009**Louisville, Ky.**

May 29 Middle Tenn. 5, Vanderbilt 4
May 30 Vanderbilt 10, Indiana 0
May 31 Vanderbilt 6, Middle Tenn. 0
May 31 Vanderbilt 8, Louisville 4
June 1 Louisville 5, Vanderbilt 3

2008**Tempe, Ariz.**

May 30 Oklahoma 8, Vanderbilt 5
May 31 Vanderbilt 9, Stony Brook 4
June 1 Oklahoma 11, Vanderbilt 10

2007**Nashville, Tenn.**

June 1 Vanderbilt 2, Austin Peay 1 (11)
June 2 Michigan 4, Vanderbilt 3
June 3 Vanderbilt 11, Austin Peay 5
June 3 Vanderbilt 10, Michigan 7
June 4 Michigan 4, Vanderbilt 3 (10)

2006**Atlanta, Ga.**

June 2 Vanderbilt 5, Michigan 2
June 3 Georgia Tech 7, Vanderbilt 3
June 4 Vanderbilt 5, Michigan 4
June 4 Georgia Tech 8, Vanderbilt 4

2004**Charlottesville, Va.**

June 4 Vanderbilt 7, George Mason 3
June 5 Vanderbilt 11, Princeton 1
June 6 Vanderbilt 7, Virginia 3
Super Regional - Austin, Texas
June 11 Texas 15, Vanderbilt 3
June 12 Texas 10, Vanderbilt 2

1980**Tallahassee, Fla.**

May 22 W. Kentucky 15, Vanderbilt 4
May 23 New Orleans 8, Vanderbilt 2
(game completed on May 24 due to rain)

1974**Starkville, Miss.**

May 23 Vanderbilt 2, East Carolina 1
May 24 Miami 7, Vanderbilt 1
May 25 Ga. Southern 5, Vanderbilt 3

1973**Starkville, Miss.**

May 24 Vanderbilt 6, Ga. Southern 2
May 26 Vanderbilt 4, North Carolina St. 2
May 26 Ga. Southern 5, Vanderbilt 2
May 28 Miami 6, Vanderbilt 5

Individual Records**Hitting and Base Running**

Category	Record	vs Opponent
At-Bats	7	4x, last Connor Kaiser vs. Clemson (6/3/18)
Runs	4	Stephen Scott vs. Clemson (6/3/18)
Hits	5	Twice, last Connor Kaiser vs. Clemson (6/3/18)
RBI	10	Connor Kaiser vs. Clemson (6/3/18)
Doubles	3	Ethan Paul vs. Washington (6/2/16)
Triples	1	Several Players
Home Runs	3	Twice, last Connor Kaiser vs. Clemson (6/3/18)
Total Bases	14	Connor Kaiser vs. Clemson (6/3/18)
Walks	3	11x, last Alonzo Jones vs. Washington (6/2/16)
Strikeouts	4	2x, last Will Toffey vs. Indiana (5/30/15)
Sac Hits	2	Twice, last Jack Lupo vs. Georgia Tech (6/3/13)
Sac Flies	2	Anthony Gomez vs. Troy (6/4/11)
Stolen Bases	2	9x, last Ethan Paul vs. Clemson (6/5/17)
Stolen Bases Atts.	4	Ethan Paul vs. Clemson (6/5/17)
Hit-by-Pitch	2	5x, last R. Wiseman, J. Kendall vs. Radford (5/31/15)

Pitching

Category	Record	vs Opponent
Innings Pitched	9.0	8x, last Walker Buehler vs. Oregon (6/1/14)
		Richie Goodenow vs. Louisville (6/6/10)
		Caleb Cotham vs. Middle Tennessee (5/31/09)
		David Price vs. Austin Peay (6/1/07)
		Matt Buschmann vs. Michigan (6/2/06)
		Ryan Mullins vs. Princeton (6/5/04)
		Jeff Peeples vs. Georgia Southern (5/24/73)
		Jeff Peeples vs. Miami (Fla.) (5/28/73)
Most Hits	13	David Nenad vs. Western Kentucky (5/22/80)
Runs	9	David Nenad vs. Western Kentucky (5/22/80)
Earned Runs	9	David Nenad vs. Western Kentucky (5/22/80)
Walks	6	3x, last Carson Fulmer vs. Texas (6/21/14)
Strikeouts	17	David Price vs. Austin Peay (6/1/07)
Wild Pitches	3	Carson Fulmer vs. Cal State Fullerton (6/12/15)
Low Hit CG	2	Richie Goodenow vs. Louisville (6/6/10)

Fielding

Category	Record	vs Opponent
Putouts	21	Shea Robin vs. Austin Peay (6/1/07)
Assists	8	Dansby Swanson vs. Virginia (6/24/15)
Errors	3	Ted Shipley vs. Miami (Fla.) (5/24/74)
Passed Balls	2	Spencer Navin vs. Louisville (6/8/13)

Team Records**Hitting and Base Running**

Category	Record	vs Opponent
At-Bats	49	Illinois State (6/4/10)
Runs	21	Radford (5/31/5)
Hits	20	Twice, last vs. Clemson (6/3/18)
RBI	20	Radford (5/31/15)
Doubles	8	Clemson (6/3/17)
Triples	4	Radford (5/31/15)
Home Runs	9	Clemson (6/3/18)
Total Bases	48	Clemson (6/3/18)
Sac Hits	4	Twice, last St. John's (6/2/17)
Sac Flies	2	8x, last St. John's (6/2/17)
Stolen Bases	8	UNC-Wilmington (6/1/12)
SB Attempts	9	UNC-Wilmington (6/1/12)
Walks	11	Clemson (6/3/18)
Hit-by-Pitch	7	Radford (5/31/15)
Strikeouts	14	Twice, last TCU (6/16/15)
Left on Base	17	Twice, last Illinois State (6/6/10)

Pitching

Category	Record	vs Opponent
Innings Pitched	13.0	Twice, last Illinois State (6/4/10)
Most Hits	15	Virginia (6/23/14)
Fewest Hits	2	Twice, last Louisville (6/6/10)
Fewest Runs	0	9x, last vs. St. John's (6/1/18)
Walks	12	New Orleans (5/23/80)
Fewest Walks	0	Twice, last Stanford (6/7/14)
Strikeouts	22	Austin Peay (6/1/07)
Wild Pitches	3	Twice, last Cal State Fullerton (6/12/15)

Fielding

Category	Record	vs Opponent
Assists	20	Virginia (6/24/15)
Errors	6	Miami (Fla.) (5/24/74)

Miscellaneous

Category	Record	vs Opponent
Margin of Victory	21	Radford - 21-0 (5/31/15)

THE LAST TIME VANDERBILT...

Won 10 or more consecutive games _____ 4/20-5/16/13 (14)
 Lost five or more consecutive games _____ 4/29/18-5/6/18 (6)
 Scored 20 or more runs in a game _____ 21 vs. Middle Tennessee, 5/15/18
 Scored 10+ Runs in an Inning _____ 14 (3rd) vs Middle Tennessee, 5/15/18
 Did Not Strikeout _____ vs. Tennessee-Martin, 2/23/05
 Hit consecutive home runs _____ Julian Infante (solo), Harrison Ray (solo) - 8th inning at Clemson, 6/3/18
 Hit consecutive home runs twice in a game _____ Connor Kaiser (3R), Philip Clarke (solo) - 3rd inn; Julian Infante (solo), Harrison Ray (solo) - 8th inn at Clemson, 6/3/18
 Had multiple players hit 2-or-more homers _____ Stephen Scott (2), Philip Clarke (2), Connor Kaiser (3) at Clemson, 6/3/18
 Had a triple steal _____ Ethan Paul (home), Jeren Kendall (3rd), Bryan Reynolds (2nd) vs. Auburn, 5/19/16
 Shut out consecutive opponents _____ vs. Radford (12-0), 3/9/16
 _____ vs. Xavier (7-0), 3/11/16
 Shut out the opponent _____ vs. St. John's (2-0), 6/1/18
 Was shut out by the opponent at home _____ vs. Kentucky (3-0), 4/17/16
 Was shut out by the opponent on the road _____ at Auburn (14-0), 5/6/18
 Was shut out in two consecutive games _____ vs. Kentucky (14-0) (4-0), 4/23/76
 Swept a conference doubleheader _____ vs. Ole Miss, 4/15/18
 Was swept in a conference doubleheader _____ vs. Tennessee, 4/25/10
 Swept a conference series at home _____ vs. Auburn, 5/19-21/16
 Was swept in a conference series at home _____ vs. Tennessee, 5/14-16/09
 Swept a conference series (three games) on the road _____ at Mississippi State, 3/16-18/18
 Was swept in a conference series on the road _____ at Auburn, 5/4-6/18
 Lost a conference series at home _____ vs. South Carolina, 4/27-29/18
 Lost a conference series on the road _____ at Auburn, 5/4-6/18
 Threw a no hitter _____ at Western Kentucky (J. Lewis, N. Pilkington, J. Scott, M. Buschmann), 5/6/03
 Was no-hit _____ at Texas A&M (Kyle Simonds, 9.0), 5/7/16
 Started six true freshmen _____ at Auburn (A. Martin - LF, P. Clarke - DH, P. DeMarco - RF, J. Gonzalez - SS, G. Blaylock - 3B, M. Hickman - SP), 5/6/18
 _____ vs. Austin Peay (J. Infante - 1B, E. Paul - DH, A. Jones - 2B, W. Grisanti - LF, C. Kaiser - SS, D. Everett - SP), 4/26/16

THE LAST TIME A VANDERBILT PLAYER...

Hit two home runs in a game _____ Stephen Scott (2), Philip Clarke (2), Connor Kaiser (3) at Clemson, 6/3/18
 Hit three home runs in a game _____ Connor Kaiser (3) at Clemson, 6/3/18
 Hit a grand slam _____ Ethan Paul vs. UMass-Lowell, 2/24/18
 Hit a walk-off home run _____ Jeren Kendall vs. Cal State Fullerton, 6/14/15
 Hit an inside the park home run _____ Will Toffey vs. Belmont, 3/22/17
 Hit a pinch-hit home run _____ Stephen Scott vs. Louisville, 5/1/18
 Hit for the cycle _____ Clinton Johnston vs. Kentucky, 4/28/96
 Had seven or more RBIs in a game _____ Connor Kaiser (10) at Clemson, 6/3/18
 Had five or more hits in a game _____ Connor Kaiser (5) at Clemson, 6/3/18
 _____ Tony Kemp (5) at Belmont, 2/19/13
 Had two hits in an Inning _____ Stephen Scott (3rd - HR, 2B), Jayson Gonzalez (1B, 1B) vs. Middle Tennessee, 5/15/18
 Had 10 or more total bases in a game _____ Connor Kaiser (14) at Clemson, 6/3/18
 Stole three or more bases in a game _____ Austin Martin (3) vs. Presbyterian, 2/21/18
 Stole Home _____ Ethan Paul vs. Auburn, 5/19/16
 Had a 10-game hit streak _____ Austin Martin (13), 4/1/18-present
 Had a 15-game hit streak _____ Bryan Reynolds (16), 3/10-4/3/15
 Had a 20-game hit streak _____ Xavier Turner (27), 3/4-4/22/14
 Had a 25-game hit streak _____ Xavier Turner (27), 3/4-4/22/14
 Had 10 or more strikeouts in a game _____ Chandler Day (10) vs. Georgia, 4/6/18
 Had 15 or more strikeouts in a game _____ Kevin Ziomek (15) vs. Illinois-Chicago, 3/1/13
 Pitched a complete game _____ Patrick Raby at Georgia, 4/21/17
 Pitched a seven-inning complete game _____ Mason Hickman vs. LSU, 3/25/18
 Pitched a nine-inning, complete game shutout _____ Kyle Wright vs. Florida, 4/14/17
 Pitched a seven-inning, complete game shutout _____ Mason Hickman vs. LSU, 3/25/18
 Pitched a combined shutout _____ Drake Fellows (6.0), Zach King (3.0) at Mississippi State, 3/16/18
 Pitched a no-hitter _____ Doug Wessel vs. Belmont, 4/19/1971
 Pitched a no-hitter (combined) _____ Jensen Lewis, Nick Pilkington, John Scott, Matt Buschmann at Western Ky., 5/6/03
 Pitched a perfect game _____ Jensen Lewis, Nick Pilkington, John Scott, Matt Buschmann at Western Ky., 5/6/03
 Recorded a win and save on the same day _____ Jackson Gillis vs. Ole Miss (Win - Game 1, Save - Game 2), 4/15/18

NUMERICAL ROSTER

No.	Name	Pos.	B/T	Ht.	Wt.	Cl.	Hometown/Previous School
2	Harrison Ray	IF	R/R	5-11	190	So./1L	Longwood, Fla. (Lake Brantley HS)
3	Cooper Davis	OF	L/R	5-10	185	Fr./HS	Mississauga, Ontario (St. Aloysius Gonzaga)
5	Philip Clarke	C	L/R	5-11	190	Fr./HS	Franklin, Tenn. (Christ Presbyterian Academy)
6	Justin Wilson	RHP	R/R	6-0	180	R-So./RS	Murfreesboro, Tenn. (Oakland HS/Vol State CC)
8	Alonzo Jones	OF	S/R	5-10	195	Jr./2L	Columbus, Ga. (Columbus HS)
9	Garrett Blaylock	IF	L/R	6-3	208	Fr./HS	Asheville, N.C. (T.C. Roberson HS)
10	Ethan Paul	IF	L/R	5-10	185	Jr./2L	Bellevue, Wash. (International School)
11	Paxton Stover	LHP	L/L	5-11	200	Sr./1L	Ridgely, Tenn. (Dyer County HS/Dyersburg State CC)
12	Connor Kaiser	IF	R/R	6-4	205	Jr./2L	Overland Park, Kan. (Blue Valley West HS)
13	Kiambu Fentress	OF	R/R	6-0	175	R-So./1L	Nashville, Tenn. (Ensworth School)
16	Austin Martin	IF	R/R	6-0	170	Fr./HS	Jacksonville, Fla. (Trinity Christian Academy)
17	Walker Grisanti	OF	L/R	5-10	195	Jr./2L	Collierville, Tenn. (Christian Brothers HS)
18	Pat DeMarco	OF	R/R	5-11	205	Fr./HS	Winder, Ga. (Winder Barrow HS)
19	Stephen Scott	OF/C	L/R	5-11	200	Jr./2L	Cary, N.C. (Cardinal Gibbons HS)
20	Ty Duvall	C	L/R	5-11	190	So./1L	Lebanon, Ohio (Lebanon HS)
21	Tyler Brown	RHP	R/R	6-4	242	Fr./HS	Lewis Center, Ohio (Olentangy Orange HS)
22	Julian Infante	IF	R/R	6-3	215	Jr./2L	Miami, Fla. (Westminister Christian HS)
27	Chandler Day	RHP	R/R	6-5	180	Jr./2L	Granville, Ohio (Watkins Memorial HS)
29	Patrick Raby	RHP	R/R	6-3	230	Jr./2L	Knoxville, Tenn. (Farragut HS)
31	Justin Willis	RHP	R/R	5-11	180	Fr./HS	West New York, N.J. (Memorial HS)
32	Hugh Fisher	LHP	R/L	6-5	185	Fr./HS	Eads, Tenn. (Briarcrest Christian HS)
33	Erik Kaiser	RHP	R/R	6-5	205	Fr./HS	Waterloo, Ill. (Waterloo HS)
34	Zach King	LHP	L/L	6-6	210	So./1L	Spring Hill, Tenn. (Spring Hill HS)
35	Jackson Gillis	LHP	R/L	6-3	220	So./1L	Wilmington, Mass. (Wilmington HS)
39	Jake Eder	LHP	L/L	6-4	210	Fr./HS	Ft. Lauderdale, Fla. (Calvary Christian Academy)
40	Aaron Brown	RHP	R/R	6-4	205	Fr./HS	Mt. Juliet, Tenn. (Mt. Juliet HS)
42	Maddux Conger	RHP	R/R	6-3	200	Jr./2L	Stephenville, Texas (Stephenville HS)
43	Tyler Solomon	IF	S/R	6-4	215	Fr./HS	Haymarket, Va. (Battlefield HS)
44	Mason Hickman	RHP	R/R	6-6	230	Fr./HS	Hendersonville, Tenn. (Pope John Paul II HS)
45	Reid Schaller	RHP	R/R	6-3	215	R-Fr./RS	Lebanon, Ind. (Lebanon HS)
49	AJ Franklin	LHP	L/L	6-2	180	R-So./1L	Lebanon, Tenn. (Wilson Central HS)
51	JJ Bleday	OF	L/L	6-3	205	So./1L	Panama City Beach, Fla. (A. Crawford Mosley HS)
66	Drake Fellows	RHP	L/R	6-5	210	So./1L	Plainfield, Ill. (Joliet Catholic Academy)
99	Jayson Gonzalez	INF	R/R	6-2	205	Fr./HS	Covina, Calif. (Bishop Amat HS)

Head Coach: 4 Tim Corbin (Ohio Wesleyan, 1984) - 16th Season at Vanderbilt

Associate Head Coach: 26 Scott Brown (SUNY-Cortland, 1999)

Assistant Coach: 24 Mike Baxter (Vanderbilt, 2005)

Volunteer Coach: 1 David Macias (Vanderbilt, 2008)

Athletic Trainer: Tracy Campbell (James Madison, 2008)

Strength & Conditioning Coach: Chris Ham (Illinois, 2005)

Director of Baseball Operations: Brooks Webb (Birmingham Southern, 2011)

Director of Player Development: Alex Levitt (Vanderbilt, 2010)

Video Coordinator: Brandon Barak (Illinois, 2012)

Equipment Manager: John Mardirosian (Texas, 2011)

Student Assistants: Josh Ruchotzke & Casey Stangel

Student Managers: Jack Goodrum, Chase Casali, Preston Hausser & Jackson Kelley

PRONUNCIATION CHART

JJ Bleday _____ bluh-DAY
 Kiambu Fentress _____ key-AHM-boo
 Walker Grisanti _____ greh-sahn-TEE
 Patrick Raby _____ RAY-bee
 Reid Schaller _____ SHALL-er
 Paxton Stover _____ STOE-ver

ALPHABETICAL ROSTER

#	Name	Pos.	Yr.
9	Garrett Blaylock	IF	Fr.
51	JJ Bleday	OF	Jr.
40	Aaron Brown	RHP	Fr.
21	Tyler Brown	RHP	Fr.
5	Philip Clarke	C	Fr.
42	Maddux Conger	RHP	Jr.
3	Cooper Davis	OF	Fr.
27	Chandler Day	RHP	Jr.
18	Pat DeMarco	OF	Fr.
20	Ty Duvall	C	So.
39	Jake Eder	LHP	Fr.
66	Drake Fellows	RHP	So.
13	Kiambu Fentress	OF	R-So.
32	Hugh Fisher	LHP	Fr.
49	AJ Franklin	LHP	R-So.
35	Jackson Gillis	LHP	So.
99	Jayson Gonzalez	IF	Fr.
17	Walker Grisanti	OF	Jr.
44	Mason Hickman	RHP	Fr.
22	Julian Infante	IF	Jr.
8	Alonzo Jones	OF	Jr.
12	Connor Kaiser	IF	Jr.
33	Erik Kaiser	RHP	Fr.
34	Zach King	LHP	So.
16	Austin Martin	IF	Fr.
10	Ethan Paul	IF	Jr.
29	Patrick Raby	RHP	Jr.
2	Harrison Ray	IF	So.
45	Reid Schaller	RHP	R-Fr.
19	Stephen Scott	OF/C	Jr.
43	Tyler Solomon	IF	Fr.
11	Paxton Stover	LHP	Sr.
31	Justin Willis	RHP	Fr.
6	Justin Wilson	RHP	R-So.

EXPERIENCE BREAKDOWN


Seniors (1) _____ Stover
 Juniors (9) _____ Conger, Day, Grisanti, Infante, Jones,
 _____ C. Kaiser, Paul, Raby, Scott,
 Redshirt Sophomores (3) _____ Franklin, Fentress, Wilson
 Sophomores (7) _____ Bleday, Duvall, Fellows, Gillis,
 _____ King, Ray, Sandborn
 Redshirt Freshman (1) _____ Schaller
 Freshmen (14) _____ Blaylock, A. Brown, T. Brown, Clarke,
 _____ Davis, DeMarco, Eder, Fisher, Gonzalez, Hickman,
 _____ E. Kaiser, Martin, Solomon, Willis

STATE BREAKDOWN

California (1) _____ Gonzalez
 Florida (5) _____ Bleday, Eder, Infante, Martin, Ray
 Georgia (1) _____ Alonzo Jones
 Illinois (2) _____ Fellows, E. Kaiser
 Indiana (1) _____ Schaller
 Kansas (1) _____ C. Kaiser
 Massachusetts (1) _____ Gillis
 New Jersey (1) _____ Willis
 New York (1) _____ DeMarco
 North Carolina (2) _____ Blaylock, Scott
 Ohio (3) _____ T. Brown, Day, Duvall
 Ontario, Canada (1) _____ Davis
 Tennessee (11) _____ A. Brown, Clarke
 _____ Fentress, Fisher, Franklin, Grisanti, Hickman,
 _____ King, Raby, Stover, Wilson
 Texas (1) _____ Conger
 Virginia (1) _____ Solomon
 Washington (1) _____ Paul




Harrison Ray
Fr. ★ 5-11 ★ 190 ★ R/R
IF ★ Longwood, Fla.



Cooper Davis
Fr. ★ 5-10 ★ 185 ★ L/R
OF ★ Mississauga, Ontario




Philip Clarke
Fr. ★ 5-11 ★ 190 ★ L/R
C ★ Franklin, Tenn.




Justin Wilson
R-So. ★ 6-0 ★ 175 ★ R/R
RHP ★ Murfreesboro, Tenn.



Alonzo Jones
Jr. ★ 5-10 ★ 195 ★ S/R
OF ★ Columbus, Ga.



Garrett Blaylock
Fr. ★ 6-3 ★ 200 ★ L/R
IF ★ Asheville, N.C.




Ethan Paul
Jr. ★ 5-10 ★ 185 ★ L/R
IF ★ Bellevue, Wash.



Paxton Stover
Sr. ★ 5-11 ★ 190 ★ L/L
LHP ★ Ridgely, Tenn.




Connor Kaiser
Jr. ★ 6-4 ★ 205 ★ R/R
IF ★ Overland Park, Kan.




Kiamu Fentress
R-So. ★ 6-0 ★ 175 ★ R/R
OF ★ Nashville, Tenn.




Austin Martin
Fr. ★ 6-0 ★ 170 ★ R/R
IF ★ Jacksonville, Fla.



Walker Grisanti
Jr. ★ 5-10 ★ 190 ★ L/R
OF ★ Collierville, Tenn.




Pat DeMarco
Fr. ★ 5-11 ★ 205 ★ R/R
OF ★ Staten Island, N.Y.




Stephen Scott
Jr. ★ 5-11 ★ 200 ★ L/R
OF/C ★ Cary, N.C.




Ty Duvall
So. ★ 5-11 ★ 190 ★ L/R
C ★ Lebanon, Ohio



Tyler Brown
Fr. ★ 6-4 ★ 242 ★ R/R
RHP ★ Ashland, Ohio




Julian Infante
Jr. ★ 6-3 ★ 215 ★ R/R
IF ★ Miami, Fla.



Chandler Day
Jr. ★ 6-5 ★ 180 ★ R/R
RHP ★ Granville, Ohio



Patrick Raby
Jr. ★ 6-3 ★ 230 ★ R/R
RHP ★ Knoxville, Tenn.



Justin Willis
Fr. ★ 5-11 ★ 180 ★ R/R
RHP ★ West New York, N.J.



Hugh Fisher
Fr. ★ 6-5 ★ 185 ★ R/L
LHP ★ Eads, Tenn.



Erik Kaiser
Fr. ★ 6-5 ★ 205 ★ R/R
RHP ★ Waterloo, Ill.



Zach King
So. ★ 6-6 ★ 210 ★ L/L
LHP ★ Spring Hill, Tenn.




Jackson Gillis
So. ★ 6-3 ★ 225 ★ R/L
LHP ★ Wilmington, Mass.




Jake Eder
Fr. ★ 6-4 ★ 210 ★ L/L
LHP ★ Ocean Ridge, Fla.




Aaron Brown
Fr. ★ 6-4 ★ 205 ★ R/R
RHP ★ Mt. Juliet, Tenn.




Maddux Conger
Jr. ★ 6-3 ★ 200 ★ R/R
RHP ★ Stephenville, Texas




Tyler Solomon
Fr. ★ 6-4 ★ 215 ★ S/R
C ★ Haymarket, Va.




Mason Hickman
Fr. ★ 6-6 ★ 230 ★ R/R
RHP ★ Hendersonville, Tenn.



Reid Schaller
R-Fr. ★ 6-3 ★ 210 ★ R/R
RHP ★ Lebanon, Ind.




AJ Franklin
R-So. ★ 6-2 ★ 180 ★ L/L
LHP ★ Lebanon, Tenn.



JJ Bleday
So. ★ 6-5 ★ 205 ★ L/L
OF ★ Panama City Beach, Fla.




Drake Fellows
So. ★ 6-5 ★ 205 ★ L/R
RHP ★ Plainfield, Ill.




Jayson Gonzalez
Fr. ★ 6-2 ★ 205 ★ R/R
IF ★ Covina, Calif.




Tim Corbin
Head Coach
16th Season



Scott Brown
Associate Head Coach
6th Season



Mike Baxter
Hitting Coach
1st Season



David Macias
Volunteer Assistant Coach
1st Season