



VANDERBILT

2018 BASEBALL GAME NOTES



Vanderbilt Athletic Communications ★ 2601 Jess Neely Dr. Nashville, TN 37212
Baseball Contact: Andrew Pate ★ Cell: 713.387.9119 ★ Email: andrew.pate@vanderbilt.edu
vucommoedores.com ★ twitter: @vandybaseball

2018 SCHEDULE/RESULTS

OVERALL: 31-25 | SEC: 16-14 | H: 22-9 | A: 7-11 | N: 2-5

FEBRUARY (9-1)

16	#25 DUKE	W, 9-1	SEC Network+
17	#25 DUKE	L, 5-4	
18	#25 DUKE	W, 9-1	SEC Network+
20	PRESBYTERIAN	W, 7-1	SEC Network+
21	PRESBYTERIAN	W, 15-2	SEC Network+
23	UMASS-LOWELL	W, 15-0	SEC Network+
24	UMASS-LOWELL	W, 15-2	
25	UMASS-LOWELL	W, 9-2	
27	AUSTIN PEAY	W, 19-6	
28	INDIANA STATE	W, 8-5	SEC Network+

MARCH (8-9)

2	vs. Sam Houston St. %	L, 7-6 (10 inn.)	
3	vs. Louisiana %	L, 3-0	
4	vs. #24 Houston %	W, 9-4	
7	at Long Beach St.	L, 4-3	
9	at #11 UCLA	W, 6-3	
10	at USC	CANCELED	
11	vs. #8 TCU ^	W, 7-4	
14	EASTERN KENTUCKY	L, 6-5	SEC Network+
16	at #19 Mississippi St. *	W, 5-0	SEC Network
17	at #19 Mississippi St. *	W, 10-1	SEC Network+
18	at #19 Mississippi St. *	W, 4-3	SEC Network+
21	Belmont &	L, 8-5	
23	#19 LSU *	W, 4-2	ESPNU
24	#19 LSU *	L, 6-2	ESPNU
25	#19 LSU *	W, 1-0 (7 inn.)	ESPNU
27	vs. Lipscomb &	L, 5-1	
30	at #2 Florida *	L, 8-4	SEC Network+
31	at #2 Florida *	L, 10-2	ESPNU

APRIL (8-8)

1	at #2 Florida *	L, 8-2	SEC Network
3	at Middle Tennessee	L, 4-3 (7 inn.)	
5	#16 GEORGIA *	L, 3-2	ESPNU
6	#16 GEORGIA *	W, 5-3	SEC Network+
7	#16 GEORGIA *	W, 8-3	SEC Network+
10	WESTERN KENTUCKY	W, 3-2	SEC Network+
13	#5 OLE MISS *	L, 11-3	SEC Network+
15	#5 OLE MISS *	W, 8-7 (8 inn.)	ESPNU
15	#5 OLE MISS *	W, 8-7 (7 inn.)	ESPNU
17	EVANSVILLE	W, 6-1	SEC Network+
19	at Missouri *	L, 2-1	ESPNU
20	at Missouri *	L, 3-1	SEC Network+
21	at Missouri *	W, 6-2	SEC Network+
27	SOUTH CAROLINA *	L, 8-7	SEC Network+
28	SOUTH CAROLINA *	W, 8-1	SEC Network+
29	SOUTH CAROLINA *	L, 10-9	SEC Network+

MAY (6-7)

1	LOUISVILLE	L, 8-4	SEC Network
4	at Auburn	L, 4-1	SEC Network+
5	at Auburn	L, 11-5	SEC Network+
6	at Auburn	L, 14-0	SEC Network+
8	#23 TENNESSEE TECH	L, 6-4	SEC Network+
11	at Tennessee	W, 7-6	SEC Network+
12	at Tennessee	W, 7-2	SEC Network+
13	at Tennessee	L, 8-7	SEC Network
15	MIDDLE TENNESSEE	W, 21-4	SEC Network+
17	#19 KENTUCKY	W, 8-1	SEC Network+
18	#19 KENTUCKY	W, 5-1	SEC Network+
19	#19 KENTUCKY	W, 9-6	SEC Network+
22	vs. Texas A&M #	L, 3-1	SEC Network

JUNE (0-0)

1	St. John's \$	11 a.m. CT	SEC Network
2	TBD \$	12 p.m./6 p.m. CT	TBD

% Minute Maid Park (Houston, Texas)

^ Dodger Stadium (Los Angeles, Calif.)

* Southeastern Conference Game

& First Tennessee Park (Nashville, Tenn.)

SEC Tournament - Hoover Met. Stadium (Hoover, Ala.)

\$ NCAA Clemson Regional - Clemson, S.C.

VANDERBILT COMMODORES (31-25, 16-14 SEC) vs. ST. JOHN'S RED STORM (39-15, 15-3 BIG EAST)
June 1, 2018 ★ 11:00 a.m. CT ★ Clemson, S.C. ★ Doug Kingsmore Stadium (6,272) ★ SEC Network

GAME 57



VANDERBILT

2018 Record: 31-25 Overall, 16-14 SEC

Home / Away / Neutral: 22-9 / 7-11 / 2-5

Rankings: D1: NR | NCBWA: RV | Coaches: RV

BA: NR | CB: NR | PG: NR

Head Coach: Tim Corbin

Career Record: 783-478-1 (21st)

Record at Vanderbilt: 677-340-1 (16th)



ST. JOHN'S

2018 Record: 39-15 Overall, 15-3 BIG EAST

Home / Away / Neutral: 17-5 / 16-9 / 6-1

Rankings: D1: NR | NCBWA: RV | Coaches: RV

BA: NR | CB: 20 | PG: NR

Head Coach: Ed Blankmeyer

Career Record: 797-475-4 (23rd)

Record at St. John's: Same

NEED TO KNOW

- ★ Vanderbilt has received a berth in the NCAA Tournament 13-consecutive years -- the longest active streak in the SEC. The Commodores have advanced to the NCAA Super Regionals in six of the last eight seasons.
- ★ Vandy captured the 2017 NCAA Clemson Regional, going 3-1 at the event. The Dores batted .336 as a team while posting a 3.50 ERA. Five offensive players and six pitchers on the current roster made appearances in the regional.
- ★ The Dores won six of their final seven regular-season games, locking up a spot in the SEC Tournament by winning the series at Tennessee before essentially solidifying a berth in the NCAA Tournament with a 4-0 mark in the final week of the regular season, highlighted by a three-game sweep against No. 19 Kentucky.
- ★ Vandy has played error-free baseball 31 times this season. The Dores' .983 fielding percentage ranks **third in the country** and first in the SEC. The program record for fielding is .979, set in 2015. Vandy fielded .976 a season ago.
- ★ Vanderbilt owns 16 wins against Top 25 opponents including victories against Duke (2x), Houston, UCLA, TCU, Mississippi State (3x), LSU (2x), Georgia (2x), Ole Miss (2x) and Kentucky (3x).
- ★ Vanderbilt and Wake Forest are the **only teams in the country** to start six true freshmen in a game this year. The Dores did so on May 6 at Auburn. Vandy true freshmen have made 217 combined starts, which is third nationally behind only Wake Forest and Arizona State. True freshmen pitchers have made 22 starts, which ranks third nationally.
- ★ Vanderbilt's **Connor Kaiser** was named to the SEC All-Defensive Team. The junior is one of two shortstops nationally (Houston Baptist's Tyler Depreta-Johnson) with just one error in 200-plus chances. Kaiser enters the NCAA Tournament boasting a .995 fielding percentage and has one error in 209 chances.
- ★ The Dores rank **18th nationally** and first in the SEC with 94 stolen bases. Vandy has finished first or second in the league four times over the last six years in the category. The Commodores have swiped 40 more bases than a year ago (54).
- ★ Vanderbilt has built a reputation for developing **next-level players**. Eleven Vandy alums have made an appearance in a MLB game this year, a mark that is **tied for second nationally** and trails only Arizona State's 12. Six VU pitchers have started a Major League game this year, the most of any school.

GAME COVERAGE

Date	TV/Stream	Play-by-Play	Analyst	Radio	Play-by-Play
June 1	SEC Network	Taylor Zarzour	Chris Burke	WNSR 560 AM/95.9 FM	Joe Fisher

Live Stats - NCAA.com Twitter - @VandyBaseball / #VandyBoys

VANDERBILT STARTING PITCHER

FRIDAY



DRAKE FELLOWS

RHP ★ 6-5 ★ 205 ★ So./1L
Plainfield, Ill. ★ Joliet Catholic Academy

W-L	6-4
ERA	3.81
IP	85.0
K/BB	94/31

ST. JOHN'S STARTING PITCHER

Friday	G/GS	W-L	ERA	K/BB
RHP Sean Mooney	15/15	11-2	2.52	100/25

BY THE NUMBERS SINCE 2006...

3	★ College World Series appearances (2011, 2014, 2015)
6	★ NCAA Super Regional appearances (2010, 2011, 2013, 2014, 2015, 2017)
13	★ straight NCAA Tournament appearances (longest active streak in the SEC)
14	★ players selected in the first round of the Major League Baseball Draft (nation's most)
48	★ NCAA Tournament victories (most in the SEC)

TODAY IN VANDERBILT BASEBALL HISTORY

JUNE 1, 2015 (3 YEARS AGO): The top-seeded Commodores blasted No. 2-seeded Radford, 21-0, to complete an undefeated run through the Nashville Regional and advance to the Super Regionals for the third straight year and the fifth time in six seasons. VU set a long list of school records during the rout of Radford and also tied the NCAA Tournament record for biggest margin of victory in a shutout.

SERIES HISTORY

ST. JOHN'S (2-0)

PREVIOUS MEETINGS (2-0)

Date	Location	Result
3/02/01	Dothan, Ala.#	W, 7-2 (10 inn)
6/02/17	Clemson, S.C.^	W, 13-4

Wiregrass Baseball Classic

^ 2017 NCAA Clemson Regional

STATISTICAL LEADERS

VANDERBILT	CATEGORY	ST. JOHN'S
Austin Martin .332 avg.	Batting avg.	John Valente .356 avg.
Austin Martin 65 hits	Hits	John Valente 79 hits
Pat DeMarco 43 runs	Runs Scored	John Valente 51 runs
Philip Clarke 15 doubles	Doubles	Josh Shaw 16 doubles
Alonzo Jones 3 triples	Triples	Jamie Galazin 4 triples
Stephen Scott 12 home runs	Home Runs	Anthony Brocato 10 home runs
Austin Martin 31 walks	Walks	Jamie Galazin 25 walks
Austin Martin 21 stolen bases	Stolen Bases	John Valente 11 stolen bases
Mason Hickman 7 wins	Wins	Sean Mooney 11 wins
Patrick Raby 3.47 ERA	ERA	Kevin Magee 2.48 ERA
Drake Fellows 85.0 IP	Innings Pitched	Sean Mooney 89.1 IP
Drake Fellows 94 strikeouts	Strikeouts	Sean Mooney 100 strikeouts

STATISTICAL COMPARISON

VANDERBILT	CATEGORY	ST. JOHN'S
31-25	Record	39-15
.264	Batting Avg.	.297
6.12	Runs/Game	6.37
8.71	Hits/Game	10.14
97	Doubles	105
11	Triples	17
51	Home Runs	40
301	RBI	321
262	Walks	197
94-115	SB-ATT	46-69
4.17	ERA	2.95
3	Shutouts Thrown	7
515	Strikeouts	465
.243	Opp. Batting Avg.	.223
.983	Fielding Pct.	.974

WELCOME BACK, BLEDAY!

- ★ Vanderbilt starting right fielder **JJ Bleday** made his return on May 8 after missing 22 games (March 30-May 6) due to an oblique injury. The sophomore doubled in his first at-bat vs. Tennessee Tech and reached base four times.
- ★ The Commodores are 23-10 in 33 games with Bleday in the lineup. In 23 games without Bleday, Vandy is 9-14.
- ★ In nine games back, Bleday is batting .379 (11-for-29) with 13 walks, eight runs and five RBIs.

NATION'S TOP FRESHMEN LIVING UP TO BILLING

- ★ Vanderbilt's freshman class was named tops in the country by Baseball America last November.
- ★ Seven Vanderbilt true freshmen made starts this season while 14 total have made appearances. The unit is hitting .282 (219-for-775) and has accounted for 42 percent of the Commodores' RBIs (129) and 39 percent of the teams runs (134). True freshmen pitchers have posted an 12-9 record with 166 strikeouts in 178.1 innings.
- ★ D1Baseball.com's list of 30 impact freshmen entering 2018 includes Vandy's **Jake Eder** (No. 16), **Jayson Gonzalez** (No. 18), **Philip Clarke** (No. 19) and **Pat DeMarco** (No. 25). With four players on the list, the Commodores trail only Florida (5).

CORBIN RETURNS TO CLEMSON

- ★ Vandy head coach **Tim Corbin** spent nine seasons as an assistant coach at Clemson. During his time there (1994-02), the Tigers had more victories than all but four programs while winning more-than 71 percent of their games (434-172).
- ★ During Corbin's time there, Clemson captured two Atlantic Coast Conference regular season titles, made nine appearances in the NCAA Tournament and reached the College World Series four times (1995, 1996, 2000 and 2002).
- ★ Corbin was promoted twice during his tenure with the Tigers. He received the title of assistant head coach in 1998 and in September 2001 became associate head coach and recruiting coordinator.

VANDERBILT RE-VU

- ★ Vanderbilt saw an early one-run lead slip away in a 3-1 loss to Texas A&M at the SEC Tournament from Hoover, Ala.
- ★ The six-seed Commodores finished just 2-for-16 (.125) with runners on base and 1-for-8 (.125) with runners in scoring position, spoiling a solid effort on the mound from Vandy starter **Tyler Brown** and three relief pitchers.
- ★ Vandy jumped ahead 1-0 on a two-out single from **Austin Martin** (3-for-4) in the second inning but the 11-seed Aggies re-captured the lead when three hits and a Commodore error led to two runs in the fifth inning.

INSIDE THE MATCHUP VS. ST. JOHN'S

- ★ Vanderbilt and St. John's meet for the second time in as many years to open the NCAA Clemson Regional.
- ★ A season ago, Vandy defeated the Red Storm, 13-4, highlighted by a six-run fifth inning. Current junior **Patrick Raby** picked up his 10th win of the season, allowing three runs on six hits in 7.0 innings.
- ★ Vandy pitching coach **Scott Brown** spent nine seasons with St. John's (2003-12) in the same capacity. In his final eight seasons, Brown mentored a staff that saw 15 players go on to sign professional contracts.

VANDY IN THE NATIONAL STATISTICAL RANKINGS

Statistic	Rank	Value	Statistic	Rank	Value
Fielding Percentage	3rd	.983	Stolen Bases Per Game	20th	1.68
Stolen Bases	18th	94	Hits Allowed Per Nine Inn.	43rd	8.07
Strikeouts per Nine Inn.	18th	9.6	Strikeout-to-Walk Ratio	48th	2.43

PLANES, TRAINS AND AUTOMOBILES

- ★ Vanderbilt has been well traveled this season. With the 359-mile trek to Clemson, S.C., the Commodores have covered 8,196 miles highlighted by out-of-state trips to Alabama, California, Florida, Mississippi, Missouri, South Carolina and Texas.
- ★ The Commodores became the first program to compete in both the Shriners Hospitals for Children College Classic (Houston - Minute Maid Park) and Dodger Stadium College Baseball Classic (Los Angeles) in the same season. The trip spanned 11 days (March 1-11) and totaled 4,009 miles with three games at Minute Maid Park and as many in Southern California.
- ★ Over the last four seasons, Vanderbilt baseball has visited 14 different states including Alabama, Arkansas, California, Florida, Georgia, Illinois, Kentucky, Louisiana, Mississippi, Missouri, Nebraska, Oregon, South Carolina and Texas.

COMMODORE NATION

- ★ Vanderbilt is one of five teams nationally to start a lineup featuring players from nine or more different states, joining Army, Elon, Kentucky and Western Kentucky. Vandy's 35-man roster boasts players from 15 different states as well as Canada with freshman **Cooper Davis** hailing from Mississauga, Ontario.

WHAT'S THE CATCH?

- ★ The Commodores have received steady production from three catchers. **Philip Clarke**, **Ty Duvall** and **Stephen Scott** have each made their case for playing time. On nine occasions this season, all three have started the same game including twice at Auburn as well as on April 8 against Tennessee Tech.
- ★ Scott has belted six homers in his last eight games while Clarke has batted .355 (11-for-31) in the same stretch. In 14 SEC games, Duvall is batting .303 (10-for-33) with eight RBIs. Here's a look at the trio's stat lines:

Player	Avg.	GP-GS	AB	R	H	2B	RBI	TB
Philip Clarke	.302	52-43	192	25	58	15	33	85
Stephen Scott	.250	47-41	144	34	36	10	36	82
Ty Duvall	.281	27-15	57	13	16	3	9	30

A WORLD SERIES KIND OF FEEL

- ★ After playing 10 straight at home to begin the season, Vanderbilt headed west for a six-game road trip including games at Houston's Minute Maid Park and Los Angeles' Dodger Stadium -- the two sites for the 2017 World Series matchup between the Astros and Dodgers.
- ★ The Commodores took part in the Shriners Hospitals for Children College Classic at Minute Maid from March 2-4. The three-day, six-team tournament featured local universities squaring off against the SEC. Vandy fell to Sam Houston State on Friday and Louisiana on Saturday before bouncing back with a 9-4 victory against Houston on Sunday night.
- ★ For the fourth-straight year, the Dores headed to California, falling 4-3 to Long Beach State on Wednesday before knocking off UCLA, 6-3 on Friday and TCU, 7-4, in the Dodger Stadium College Baseball Classic on Sunday.

FORMER PLAYERS JOIN CORBIN'S STAFF

- ★ Last September, head coach **Tim Corbin** and associate head coach **Scott Brown** welcomed back former players **Mike Baxter** and **David Macias**. Baxter serves as the Dores' hitting coach and recruiting coordinator while Macias comes on board as Vanderbilt's volunteer assistant coach.
- ★ Baxter joins the Commodores after a 12-year professional career that included playing in the big leagues for four organizations over parts of six seasons. Baxter made his major league debut with the San Diego Padres in 2010, and also played for the New York Mets (2011-13), Los Angeles Dodgers (2014) and Chicago Cubs (2015).
- ★ Macias was previously on Corbin's staff as the team's strength coach in 2014 when the Dores won the national championship and was the volunteer assistant in 2015 when the Dores returned to the College World Series finals. Prior to rejoining Corbin's staff, Macias was with the Seattle Mariners organization as a minor league manager.

D1BASEBALL.COM RECOGNIZES DORES

- ★ Last September, D1Baseball.com recognized Vanderbilt as the **No. 2 program nationally** in the publication's bi-annual top-100 rankings. The list is designed to assess the overall health of programs in the current era with the ultimate goal of identifying "the programs in the best shape right now, with an eye toward the next five to 10 years."
- ★ Below is a list of where Vandy players rank among the publication's top SEC prospects for the 2018 and 2019 MLB Draft.

TOP SEC PROSPECTS, 2018 DRAFT

Ranking	Player	Position
#23	Reid Schaller	RHP
#31	Connor Kaiser	SS
#34	Patrick Raby	RHP
#35	Ethan Paul	2B
#41	Chandler Day	RHP
#50	Julian Infante	1B

TOP SEC PROSPECTS, 2019 DRAFT

Ranking	Player	Position
#9	Jackson Gillis	LHP
#15	Drake Fellows	RHP
#16	Zach King	LHP
#20	JJ Bleday	OF
#35	Pat DeMarco	OF
#36	Philip Clarke	C

CORBIN BECOMES VANDY'S ALL-TIME WINNINGEST COACH

- ★ Head coach **Tim Corbin** became Vanderbilt's all-time winningest coach with a 9-4 win against Houston on March 4. The 16th-year head coach, who owns a 677-340-1 record, surpassed Roy Mewbourne, who racked up as many wins between 1979-2002. Here is a look back at some of Corbin's milestone victories:

Win #	Score	Location	Date
1	Vanderbilt 4, The Citadel 3	Charleston, S.C.	2/15/03
27^	Vanderbilt 6, Tennessee 5	Nashville, Tenn.	5/18/03
100	Vanderbilt 14, Jacksonville State 5	Nashville, Tenn.	3/29/05
198#	Vanderbilt 4, LSU 1	Nashville, Tenn.	5/17/07
200	Vanderbilt 4, Miami (OH) 3	Tempe, Ariz.	2/24/08
300	Vanderbilt 7, Florida 0	Gainesville, Fla.	4/4/10
400	Vanderbilt 3, Louisville 2	Nashville, Tenn.	5/8/12
459	Vanderbilt 14, Alabama 10	Nashville, Tenn.	5/18/13
500	Vanderbilt 3, Missouri 1	Columbia, Mo.	5/3/14
516\$	Vanderbilt 3, Virginia 2	Omaha, Neb.	6/25/14
600	Vanderbilt 10, Georgia 3	Nashville, Tenn.	4/30/16
656*	Vanderbilt 9, Houston 4	Houston, Texas	3/4/18

^ Vanderbilt clinches sweep vs. Tennessee, first trip to the SEC Tournament since 1996 with walk-off home run

Vanderbilt claims first ever Southeastern Conference regular-season championship

% Vanderbilt sets SEC record with 26th league victory, breaking South Carolina's mark of 25 set in 2000

\$ Vanderbilt captures first College World Series title in winner-take-all victory against Virginia

* Corbin becomes Vanderbilt's all-time winningest coach in finale of Shriners Hospitals for Children College Classic

GOLDEN BOYS

- ★ For a fourth-straight year, multiple Vandy players were named to the Golden Spikes Award Preseason Watch List.
- ★ **Julian Infante** and **Patrick Raby** were among those featured. The award was first presented in 1978 and is given to an amateur player who best exhibits and combines "exceptional on-field ability and exemplary sportsmanship." The award is considered the most prestigious in amateur baseball.
- ★ Five Commodores have been named finalists for the Golden Spikes Award -- all coming since the 2007 season -- including **David Price**, who took home the honor in 2007. Other finalists include **Pedro Alvarez** (2007), **Tyler Beede** (2013), **Carson Fulmer** (2015) and **Dansby Swanson** (2015).

DORES IN THE PROS

David Price helped Vandy to a school-record 54 wins in 2007.

MLB (8)

Name	Years at VU	Club
Pedro Alvarez	2006-08	Baltimore Orioles
Walker Buehler	2013-15	Los Angeles Dodgers
Ryan Flaherty	2006-08	Atlanta Braves
Sonny Gray	2009-11	New York Yankees
Tony Kemp	2011-13	Houston Astros
Mike Minor	2007-09	Texas Rangers
David Price	2005-07	Boston Red Sox
Dansby Swanson	2013-15	Atlanta Braves

MiLB (29)

Tyler Beede	2012-14	San Francisco Giants
Ben Bowden	2014-16	Colorado Rockies
Curt Casali	2008-11	Tampa Bay Rays
Ro Coleman	2014-17	Detroit Tigers
Vince Conde	2012-14	New York Yankees
Jason Delay	2014-17	Pittsburgh Pirates
Tyler Ferguson	2013-15	Texas Rangers
Carson Fulmer	2013-15	Chicago White Sox
Conrad Gregor	2011-13	Boston Red Sox
Reed Hayes	2017	Baltimore Orioles
Taylor Hill	2008-11	Washington Nationals
Jeren Kendall	2015-17	Los Angeles Dodgers
John Kilichowski	2014-16	St. Louis Cardinals
Brian Miller	2012-14	Tampa Bay Rays
Jared Miller	2012-14	Arizona Diamondbacks
John Norwood	2012-14	Miami Marlins
Phillip Pfeifer	2012-15	Atlanta Braves
Adam Ravenelle	2012-14	Detroit Tigers
Bryan Reynolds	2014-16	Pittsburgh Pirates
Matt Ruppenthal	2015-17	Houston Astros
Sam Selman	2010-12	Kansas City Royals
Jordan Sheffield	2015-16	Los Angeles Dodgers
Collin Snider	2015-17	Kansas City Royals
Will Toffey	2015-17	Oakland Athletics
Drew VerHagen	2012	Detroit Tigers
Zander Wiel	2012-15	Minnesota Twins
Rhett Wiseman	2013-15	Washington Nationals
Kyle Wright	2015-17	Atlanta Braves
Mike Yastrzemski	2010-13	Baltimore Orioles

COACHING/FRONT OFFICE (12)

Name	Club-Position
Matt Buschmann	S.F. Giants - Asst. Dir. of Player Development
Joey Cora	Pittsburgh Pirates - Third Base Coach
Larry Day	Cleveland - AZL Manager/Operations
Jason Esposito	Arizona (ROOKIE-CLE) - Hitting Coach
Carter Hawkins	Cleveland Indians - Asst. General Manager
Derek Johnson	Milwaukee Brewers - Pitching Coach
Gil Kim	Toronto - Dir. of Player Development
Tony Mansolino	Akron (AA-CLE) - Manager
Cesar Nicolas	Seattle Mariners - Player Development
Josh Paul	L.A. Angels - Bench Coach
Jeremy Sowers	Tampa Bay Rays - Operations Assistant
David Wallace	Cleveland Indians - Special Assistant

2018 QUICK FACTS

GENERAL

Location _____ Nashville, Tenn.
 Founded _____ 1873
 Enrollment _____ 6,871
 Nickname _____ Commodores
 Colors _____ Black and Gold
 Affiliation _____ NCAA Division I
 Conference _____ Southeastern
 Athletic Ticket Office _____ 615.322.3544
 Chancellor _____ Nicholas S. Zeppos
 Director of Athletics _____ David Williams II

TEAM INFORMATION

2017 Overall Record _____ 36-25-1
 _____ Home: 21-11-1 Away: 10-12 Neutral: 5-2
 SEC Record _____ 15-13-1
 _____ Home: 8-5-1 Away: 7-8
 Conference Finish _____ 3rd East, 6th Overall
 Postseason _____ NCAA Corvallis Super Regional
 Final Ranking: _____ 5 Polls 15 (CB), 15 (NCBWA),
 _____ 16 (USA), 18 (BA), 19 (D1)
 Returning Letterwinners _____ 18
 Positional Starters Returning _____ 5
 Starting Pitchers Returning _____ 3
 Other Pitchers Returning _____ 5
 Lettermen Lost _____ 12
 _____ Professional Baseball _____ 8
 Newcomers _____ 16

COACHING STAFF

Head Coach _____ Tim Corbin
 Alma Mater _____ Ohio Wesleyan, 1984
 Career Record _____ 783-478-1 (.620/21st year)
 Record at Vanderbilt _____ 677-340-1 (.665/16th year)
 Assoc. Head Coach _____ Scott Brown
 Alma Mater _____ SUNY-Cortland, 1999
 Assistant Coach _____ Mike Baxter
 Alma Mater _____ Vanderbilt, 2005
 Volunteer Assistant Coach _____ David Macias
 Alma Mater _____ Vanderbilt, 2008

HISTORY

All-Time Record _____ 2,292-1,750-33 (120th year)
 All-Time SEC Record _____ 708-914-10 (71st year)
 SEC Titles _____ 6 (1973, '74, '80, '07, '11, '13)
 SEC Tournament Titles _____ 4 (1973, '74, '80, '07)
 All-time SEC Tournament Record _____ 47-37
 NCAA Tournament Appearances _____ 16
 _____ (1973, '74 '80, '04, '06, '07, '08,
 _____ '09, '10, '11, '12, '13, '14, '15, '16, '17)
 All-time NCAA Tournament Record _____ 54-36
 NCAA Super Regional Appearances _____ 7
 _____ (2004, '10, '11, '13, '14, '15, '17)
 College World Series Appearances _____ 3
 _____ (2011, '14, '15)
 National Championships _____ 1 (2014)

VANDY REPRESENTED ENTERING 2018 MLB SEASON

- ★ With the Major League Baseball season underway, Vanderbilt alums look to have another big impact at the highest level. In total, 15 former Vandy players received spring training invites including the 11 below who have made MLB appearances.

NAME (YEARS AT VU)	MLB TEAM	TIDBT
Pedro Alvarez (2006-08)	Baltimore Orioles	Has struck eight home runs with 18 RBIs in 37 games
Tyler Beede (2012-14)	San Francisco Giants	In two career MLB starts: 0-1, 8.22 ERA, 7.2 IP, 9 K
Walker Buehler (2013-15)	Los Angeles Dodgers	In seven starts: 3-1, 2.20 ERA, 41.0 IP, 10 ER, 9 BB, 48 K
Ryan Flaherty (2006-08)	Atlanta Braves	In 37 games: Batting .273 (30-for-110) with 13 runs and 10 RBIs
Sonny Gray (2009-11)	New York Yankees	Sunday vs. Kansas City: Win, 8.0 IP, 4 H, 1 R, 1 ER, 1 BB, 5 K
Tony Kemp (2011-13)	Houston Astros	In 10 games since being called up: .333 (10-for-30) with eight RBIs
Mike Minor (2007-09)	Texas Rangers	In 10 starts: 4-3, 5.63 ERA, 54.1 IP, 34 ER, 12 BB, 50 K
David Price (2005-07)	Boston Red Sox	In 11 starts: 5-4, 4.04 ERA, 62.1 IP, 28 ER, 26 BB, 59 K
Dansby Swanson (2013-15)	Atlanta Braves	In 37 games: .267 (39-for-146) with 17 runs and 18 RBIs
Drew VerHagen (2012)	Detroit Tigers	Has limited opponents to a .182 average in nine relief outings
Carson Fulmer (2013-15)	Chicago White Sox	In nine appearances and eight starts: 2-4, 8.07 ERA, 32.1 IP

DORES IN THE PRO NOTES

- ★ At least one Dore has been drafted every year since 1991 with a total of 100 players signing professional contracts.
 ★ Vanderbilt is one of only two universities in the nation to produce multiple No. 1 picks with David Price (2007) and Dansby Swanson (2015), joining Arizona State (Rick Monday - 1965, Floyd Bannister - 1968, Bob Horner - 1978).
 ★ Since head coach **Tim Corbin** arrived in 2003, every Vanderbilt starting catcher has been selected in the MLB Draft.
 ★ The Dore have had at least one MLB first-round selection on the mound every year in the **Tim Corbin** era.
 ★ Eighty-nine pitchers have been selected in the MLB Draft, including 55 during the **Tim Corbin** era (since 2003).
 ★ Vanderbilt leads the SEC with nine players drafted in the first round over the last decade.

HONORING NO. 41 DONNY EVERETT

- ★ Vanderbilt continues to honor the memory of **Donny Everett**, who tragically passed away in a drowning accident the day before the Commodores opened the 2016 NCAA Nashville Regional.
 ★ The Donny Everett Scholarship was established during the 2016 school year. Everett's memory lives on with the display of No. 41 on the field and with the No. 41 flag among the major league players in right field.
 ★ Everett was the 2015 Tennessee Gatorade Player of the Year and one of the highest-rated players in the nation to attend college. He turned down the Milwaukee Brewers as a 29th round draft pick to join Vanderbilt.

TOUGH TESTS ABUNDANT IN 2018

- ★ Vanderbilt has played 13 teams that reached the 2017 NCAA Tournament for a total of 23 games, including Auburn (3), Florida (3), Houston, Kentucky (3), LSU (3), Long Beach State, Louisville, Mississippi State (3), Sam Houston State, TCU, Tennessee Tech, Texas A&M and UCLA. Of the 13 teams, nine reached the NCAA Super Regionals.
 ★ The schedule also includes 19 games against squads that racked up 40-plus victories a season ago:

2018 Opponent	'17 Record	NCAA Round	'18 Result (10-9)
Florida (3)	52-19	CWS Champions	Loss, 8-4; Loss, 10-2; Loss 8-2
Houston (1)	42-21	Regional	Win, 9-4
Kentucky (3)	43-23	Super Regional	Win, 8-1; Win, 5-1; Win, 9-6
Long Beach State (1)	42-20-1	Super Regional	Loss, 4-3
Louisville (1)	53-12	CWS	Loss, 8-4
LSU (3)	52-20	CWS Finals	Win, 4-2; Loss, 6-2; Win 1-0 (7 inn)
Mississippi State (3)	40-27	Super Regional	Win, 5-0; Win, 10-1; Win, 4-3
Sam Houston State (1)	44-23	Super Regional	Loss, 7-6 (10 inn)
TCU (1)	50-18	CWS	Win, 7-4
Texas A&M (1)	41-23	CWS	Loss, 3-1
Tennessee Tech (1)	41-21	Regional	Loss, 6-4

RABY'S DECORATED CAREER

- ★ Vanderbilt starting pitcher **Patrick Raby** owns a 21-10 career record alongside a 2.90 ERA. The Knoxville, Tenn., native has allowed three runs or fewer in 41 of 45 pitching appearances, or 91 percent. Here's a look at where the right-hander stands among Vandy's all-time greats:

CAREER WINS

1. Jeff Peeples (1970-73)	29
2. Sonny Gray (2009-11)	27
3. Jim Gibbs (1981-84)	25
4. Carson Fulmer (2013-15)	24
Mike Willis (1969-72)	24
6. Tyler Beede (2012-14)	23
Matt Buschmann (2003-06)	23
Jeremy Sowers (2002-04)	23
Kyle Balch (1985-88)	23
Jack Nuismer (1976-79)	23
-- Patrick Raby	21

CAREER ERA

1. Jeff Peeples (1970-73)	1.68
2. Carson Fulmer (2013-15)	1.99
3. Grayson Garvin (2009-11)	2.62
4. Casey Weather (2006-07)	2.71
5. Kyle Wright (2015-17)	2.78
6. Walker Buehler (2013-15)	2.87
7. Patrick Raby (2016-pres)	2.90
8. John McLean (1970-73)	2.93
9. Kevin Zgonc (1991-92)	2.96
10. Kevin Ziomek (2011-13)	3.03

RECORD-TYING 10 FROM SEC IN NCAA TOURNAMENT

- ★ A nation-leading 10 Southeastern Conference teams were selected to compete for the 2018 NCAA Division I Baseball Championship, it was announced Monday by the NCAA Division I Baseball Committee.
- ★ SEC schools earning bids include Arkansas, Auburn, Florida, Georgia, LSU, Ole Miss, Mississippi State, South Carolina, Texas A&M and Vanderbilt. This ties the record for the most SEC teams in the NCAA Tournament. Ten SEC teams earned bids to the NCAA Tournament in 2014.
- ★ Four teams from the SEC - Arkansas, Florida, Georgia and Ole Miss - were selected as national seeds. The top eight national seeds in order are Florida, Stanford, Oregon State, Ole Miss, Arkansas, North Carolina, Florida State and Georgia. Each regional field features four teams, playing in a double-elimination format. All 16 regionals are scheduled to be played Friday, June 1 to Monday, June 4 (if necessary).

COMMODORES PACE THE SEC SINCE 2006

- ★ Vanderbilt has paced the Southeastern Conference in several categories since the start of the 2006 season. During that span, the Commodores rank first in overall wins (570) and NCAA Tournament wins (48). Vandy is tied with Florida and South Carolina for a league-leading six NCAA Super Regional appearances since 2006.

Rank	Team	Overall Wins	Rank	Team	NCAA Tournament Wins
1.	Vanderbilt	570	1.	Vanderbilt	48
2.	LSU	529	t-2.	Florida	46
3.	South Carolina	521	t-2.	LSU	46
4.	Florida	495	4.	South Carolina	45
5.	Arkansas	467	5.	Mississippi State	24

NOTABLE SUCCESS FROM 2007-17

- ★ The Commodores reined in a new era of dominance in 2007, posting a 54-13 record and impressive 22-8 mark in SEC play. The 2007 team set a school record for wins (54) while winning the SEC regular season and tournament titles. Below is a look at a pair of notable categories since the start of that season.

Rank	Team	First-Round Draft Picks	Rank	Team	College World Series
1.	Vanderbilt	9	1.	Florida	4
t-2.	Florida	5	t-2.	Vanderbilt	3
t-2.	LSU	5	t-2.	LSU	3
4.	Arkansas	4	t-2.	South Carolina	3
5.	Tennessee	3	t-2.	Arkansas	3

KAISER NAMED TO SEC ALL-DEFENSIVE TEAM

- ★ Vanderbilt shortstop **Connor Kaiser** was named to the 2018 SEC All-Defensive Team last Monday.
- ★ The Overland Park, Kansas, native had started 135-straight games at shortstop (April 9, 2016-May 5, 2018) before sitting out three games due to back spasms. Kaiser has played a hand in 21 Commodore double plays this season.
- ★ Kaiser enters the NCAA Tournament boasting a .995 fielding percentage and has one error in 209 chances.

TREND SETTERS

- ★ Vanderbilt has displayed a consistent ability on the base paths and striking out hitters. The Commodores are first in stolen bases and second in strikeouts per nine innings this season. Vandy has finished first or second in the league four times over the last six years in stolen bases while leading the SEC in strikeouts-per-nine-innings twice in the last four years.

Year	SEC Rank	Stolen Bases	Year	SEC Rank	Strikeouts per Nine Inn.
2018	1st	94	2018	2nd	9.6
2017	7th	54	2017	8th	8.8
2016	3rd	88	2016	3rd	9.7
2015	2nd	106	2015	1st	9.6
2014	1st	120	2014	1st	8.9
2013	1st	139	2013	2nd	7.9
2012	2nd	92	2012	8th	7.4

THE SEC: IT JUST MEANS MORE

- ★ The Southeastern Conference has sent 58 teams to the College World Series since 1990 with Vanderbilt doing its part to represent the league in 2011, 2014 and 2015. The league has now appeared in the College World Series in 32 of the last 33 years including appearances by 18 teams in the last seven years.
- ★ In 2017, the SEC tied its own national record with six teams competing in the NCAA Super Regionals. The Commodores were among the field as part of the NCAA Corvallis Super Regional.
- ★ A total of 11 SEC student-athletes were selected on the first day of the 2017 Major League Baseball Draft including Vandy right-handed pitcher Kyle Wright (1st round/5th overall) and outfielder Jeren Kendall (1st round/23rd overall).

TRIO OF FRESHMEN EARN SEC HONORS

- ★ Three Vanderbilt freshmen have received Southeastern Conference weekly honors this season. **Jayson Gonzalez** was tabbed SEC Freshman of the Week on March 12, **Mason Hickman** earned SEC Pitcher of the Week on March 26 and **Austin Martin** was recognized as SEC Freshman of the Week on April 16.
- ★ Gonzalez, a Covina, Calif., native batted .364 with five RBIs in three games during Vandy's West Coast trip. He accounted for all three of VU's RBIs at Long Beach State. Hickman received his accolade after tossing a seven-inning complete-game shutout against LSU. Martin's honor came after hitting .462 in four games including a series win against Ole Miss.

2018 SEC STANDINGS

SEC - EAST	SEC	PCT.	GB	ALL	PCT.
Florida	20-10	0.667	--	42-17	0.712
Georgia	18-12	0.600	2.0	37-19	0.661
South Carolina	17-13	0.567	3.0	33-24	0.579
Vanderbilt	16-14	0.533	4.0	31-25	0.554
Kentucky	13-17	0.433	7.0	34-22	0.607
Missouri	12-18	0.400	8.0	34-22	0.607
Tennessee	12-18	0.400	8.0	29-27	0.518

SEC - WEST	SEC	PCT.	GB	ALL	PCT.
Ole Miss	18-12	0.600	--	46-15	0.754
Arkansas	18-12	0.600	--	39-18	0.684
Auburn	15-15	0.500	3.0	39-21	0.650
LSU	15-15	0.500	3.0	37-25	0.597
Mississippi State	15-15	0.500	3.0	31-25	0.554
Texas A&M	13-17	0.433	5.0	39-20	0.661
Alabama	8-22	0.267	10.0	27-29	0.482

SEC NCAA TOURNAMENT SCHEDULE

(ALL TIMES CENTRAL)

FRIDAY, JUNE 1

Oklahoma vs. Mississippi State	11 a.m.
St. John's vs. Vanderbilt	11 a.m.
Columbia vs. Florida	12 p.m.
Northeastern vs. Auburn	1 p.m.
Ohio State vs. South Carolina	1 p.m.
Oral Roberts vs. Arkansas	2 p.m.
San Diego State vs. LSU	3 p.m.
Texas A&M vs. Indiana	4 p.m.
Campbell vs. Georgia	6:30 p.m.
Saint Louis vs. Ole Miss	6:30 p.m.

SEC PLAYERS OF THE WEEK

(VANDERBILT PLAYERS)

2018 SEASON

April 16, 2018	Freshman	Austin Martin
March 26, 2018	Pitcher	Mason Hickman
March 12, 2018	Freshman	Jayson Gonzalez

FRIDAY PROBABLE STARTER



#66 DRAKE FELLOWS

★ Sophomore ★ RHP ★ 6-5 ★ 205

★ Plainfield, Ill. ★ Joliet Catholic Academy

★ **LAST START:** May 17, 2018 vs. #19 Kentucky - Win, 7.1 IP, 3 H, 1 R, 1 ER, 0 BB, 6 K★ **2018 SEASON:** 6-4, 3.81 ERA, 14 APP, 14 GS, 85.0 IP, 65 H, 40 R, 36 ER, 31 BB, 94 K★ **CAREER:** 9-7, 3.60 ERA, 30 APP, 24 GS, 1 SV, 147.2 IP, 119 H, 68 R, 59 ER, 48 BB, 162 K

THOUGHTS FROM HEAD COACH TIM CORBIN

"Drake impacted our team and pitching staff immediately as a freshman. He became a solid starter for us in the league and down the last stretch of the season. He has the ability to throw consistent strikes with several pitches and has good presence...he competes well. He has made a jump physically and will continue to do so. He will be in contention for a starting role on our staff."

TODAY'S START:

... is making his 31st career appearance and 25th career start
 ... ranks fifth in the SEC with 6.88 hits allowed per nine innings
 ... is making his second-career postseason start
 ... June 4, 2017 at Clemson - Loss, 6.2 IP, 6 H, 2 R, 2 ER, 2 BB, 7 K

2018 AT A GLANCE:

... team leader with 85.0 innings pitched and 94 strikeouts
 ... has made nine starts against 2018 NCAA Tournament opponents
 ... vs. NCAA Tournament teams: 3-3, 4.61 ERA, 52.2 IP, 27 ER, 26 BB, 55 K
 ... has struck out six or more batters in 10 of his 14 starts
 ... has allowed just 10 extra-base hits in his last 65.1 innings
 ... has not walked more than two batters in his last five starts
 ... became the first sophomore since 2012 to start Opening Day

2017 AT A GLANCE

... made 16 appearances including 10 starts
 ... posted a 3-3 record with a 3.30 ERA across 62.2 innings
 ... went 0-2 with a 6.23 ERA in eight SEC appearances spanning 26 innings
 ... lasted six-plus innings in six of 10 starts
 ... struck out 10 Alabama hitters and allowed just two earned runs on May 13



CAREER HIGHS

Innings Pitched _____ 8.0, vs. St. Mary's (3/12/17)
 Hits: _____ 8, 2x, last vs. Ole Miss (4/13/18)
 Strikeouts: _____ 10, vs. Alabama (5/20/17)
 Walks: _____ 5, 2x, last vs. Ole Miss (4/13/18)
 Runs: _____ 7, vs. South Carolina (4/27/18)
 Earned Runs: _____ 6, 2x, last vs. South Carolina (4/27/18)
 Home Runs: _____ 2, 3x, last at Tennessee (5/11/18)
 Pitches: _____ 112, 2x, last at Missouri (4/19/18)

SEASON HIGHS

Innings Pitched _____ 7.1, last vs. Kentucky (5/17/18)
 Hits: _____ 8, vs. Ole Miss (4/13/18)
 Strikeouts: _____ 9, 2x, last at Missouri (4/19/18)
 Walks: _____ 5, 2x, last vs. Ole Miss (4/13/18)
 Runs: _____ 7, vs. South Carolina (4/27/18)
 Earned Runs: _____ 6, 2x, last vs. South Carolina (4/27/18)
 Home Runs: _____ 2, 2x, last at Tennessee (5/11/18)
 Pitches: _____ 112, at Missouri (4/19/18)

OVERALL CAREER STATS

YEAR	ERA	W-L	APP	GS	CG	SHO	SV	IP	H	R	ER	BB	SO	2B	3B	HR	BF	BAvg	WP	HBP	BK	SFA	SHA
2017	3.30	3-3	16	10	0	0/0	1	62.2	54	28	23	17	68	9	1	9	268	.226	8	7	1	2	3
2018	3.81	6-4	14	14	0	0/2	0	85.0	65	40	36	31	94	7	1	6	349	.217	10	7	1	4	6
TOTAL	3.60	9-7	30	24	0	0/2	1	147.2	119	68	59	48	162	16	2	15	617	.221	18	14	2	6	9

2018 GAME-BY-GAME STATS

Date	OPPONENT	GS	IP	H	R	ER	BB	SO	2B	3B	HR	WP	BK	HBP	IBB	Final	W-L	SV	ERA	NP
Feb 16	DUKE	*	4.1	1	1	1	4	4	0	0	0	0	0	2	0	9-1	0-0	0	2.08	70
Feb 23	UMASS-LOWELL	*	5.0	2	0	0	1	8	0	0	0	0	0	0	0	15-0	1-0	0	0.96	75
Mar 02	Sam Houston State	*	6.0	5	2	2	1	8	0	0	1	0	0	1	0	6-7	1-0	0	1.76	99
Mar 09	UCLA	*	7.0	6	3	3	1	9	2	0	1	0	0	0	0	6-3	2-0	0	2.42	94
Mar 16	Mississippi State	*	6.0	3	0	0	5	7	0	0	0	1	0	0	0	5-0	3-0	0	1.91	96
Mar 23	LSU	*	5.0	5	2	2	3	4	0	1	0	0	0	1	0	4-2	4-0	0	2.16	95
Mar 30	Florida	*	6.1	6	5	4	3	8	2	0	0	2	0	0	0	4-8	4-1	0	2.72	107
Apr 05	GEORGIA	*	7.0	6	1	1	2	5	1	0	0	0	0	0	0	2-3	4-1	0	2.51	104
Apr 13	OLE MISS	*	5.2	8	6	6	5	7	0	0	0	1	0	1	0	3-11	4-2	0	3.27	95
Apr 19	Missouri	*	7.0	4	2	1	1	9	0	0	0	2	0	1	0	1-2	4-3	0	3.03	112
Apr 27	SOUTH CAROLINA	*	5.1	7	7	6	2	6	2	0	0	1	0	1	0	7-8	4-3	0	3.62	98
May 04	Auburn	*	6.0	4	4	4	1	5	0	0	2	0	1	0	0	1-4	4-4	0	3.82	95
May 11	Tennessee	*	7.0	5	6	5	2	8	0	0	2	1	0	0	0	7-6	5-4	0	4.06	108
May 17	KENTUCKY	*	7.1	3	1	1	0	6	0	0	0	2	0	0	0	8-1	6-4	0	3.81	100
Totals		14	85.0	65	40	36	31	94	7	1	6	10	1	7	0	78-56	6-4	0	3.81	

DORES RANKED TOP 10 PRESEASON ONCE AGAIN

- ★ For an eighth-straight season, Vanderbilt was situated in the Top 10 rankings during the preseason. The Commodores climbed back in the D1Baseball.com Top 25 last Monday after two weeks out of the poll.
- ★ The preseason rankings follow the Commodores' fourth NCAA Super Regional appearance in five seasons a year ago. Vandy concluded 2017 ranked as high as No. 6 per Baseball America.

WHAT'S BACK IN 2018: OFFENSE

- ★ The Dorees bring back five position players who started at least 50 percent of the games (31 of 62) for last season's NCAA Super Regional team — **Julian Infante** (62), **JJ Bleday** (48), **Ethan Paul** (52), **Connor Kaiser** (59) and **Stephen Scott** (31). Players **Harrison Ray** (17) and **Alonzo Jones** (25) started at least 10.

Category	'18 Ret.	'17 Total	Pct. Back
Runs Batted In	176	379	46.4%
Doubles	60	114	52.6%
Triples	6	17	35.2%
Home Runs	22	51	43.1%
Hits	299	599	49.9%
At Bats	1158	2141	54.0%
Runs	213	409	52.0%
Stolen bases	17	54	31.4%

WHAT'S BACK IN 2018: PITCHING

- ★ The Commodores bring back seven pitchers with experience from last season. Four pitchers logged starts on the mound in 2017 — **Patrick Raby** (16), **Drake Fellows** (10), **Chandler Day** (12) and **Maddux Conger** (3).

Category	'18 Ret.	'17 Total	Pct. Back
Appearances	116	213	54.4%
Victories	25	36	69.4%
Starts	41	62	66.1%
Strikeouts	307	544	56.4%
Innings Pitched	326.1	558.2	58.4%
Saves	1	12	8.3%

VANDERBILT IN NATIONAL RANKINGS

DATE	BA	NCBWA	CB	USA	D1	PG
PS	18	15	6	10	14	NR
Feb. 19	18	11	6	10	13	23
Feb. 26	18	10	5	10	12	17
Mar. 5	21	14	10	14	15	19
Mar. 12	14	14	11	13	13	15
Mar. 19	9	8	5	7	8	11
Mar. 26	8	9	4	8	8	10
Apr. 2	14	16	17	16	15	15
Apr. 9	14	16	20	16	15	15
Apr. 16	6	11	9	12	10	11
Apr. 23	11	17	12	17	17	13
Apr. 30	17	24	15	21	23	18
May 7	NR	RV	NR	RV	NR	NR
May 14	NR	NR	NR	RV	NR	NR
May 21	NR	RV	29	RV	25	RV
May 28	NR	RV	NR	RV	NR	NR

NATIONAL POLLS

BA _____ Baseball America
 CB _____ Collegiate Baseball
 NCBWA _____ National Collegiate Baseball Writers Association
 USA _____ USA Today Coaches
 PG _____ Perfect Game
 D1 _____ D1Baseball.com

HIGHEST RANKING THIS SEASON

Poll _____ Date _____ Ranking _____
 Collegiate Baseball _____ March 26 _____ 4

NATIONAL RANKINGS

BASEBALL AMERICA (May 28)	COLLEGIATE BASEBALL (May 28)	NCBWA (May 28)	USA TODAY COACHES (May 28)	PERFECT GAME (May 28)	D1BASEBALL (May 28)
1. Florida	1. Oregon State	1. Oregon State	1. Florida	1. Florida	1. Oregon State
2. Oregon State	2. Clemson	2. Ole Miss	2. Oregon State	2. Oregon State	2. Florida
3. Stanford	3. Stanford	3. Stanford	3. Stanford	3. Ole Miss	3. Ole Miss
4. Ole Miss	4. Florida	4. Florida	4. Ole Miss	4. Stanford	4. Arkansas
5. Florida State	5. North Carolina	5. Clemson	5. Florida State	5. Arkansas	5. Stanford
6. North Carolina	6. Ole Miss	6. Florida State	6. Arkansas	6. Florida State	6. Florida State
7. Clemson	7. Georgia	7. North Carolina	7. Clemson	7. Clemson	7. Clemson
8. Arkansas	8. Southern Miss	8. Arkansas	8. North Carolina	8. Minnesota	8. North Carolina
9. Minnesota	9. NC State	9. Minnesota	9. Georgia	9. North Carolina	9. Georgia
10. Texas Tech	10. Arkansas	10. East Carolina	10. Minnesota	10. Southern Miss	10. Minnesota
11. Georgia	11. Duke	11. NC State	11. Texas Tech	11. Texas Tech	11. Stetson
12. East Carolina	12. Texas	12. Southern Miss	t-12. Stetson	12. Georgia	12. East Carolina
13. Coastal Carolina	13. Texas Tech	13. Texas Tech	t-12. East Carolina	13. NC State	13. Southern Miss
14. Texas	14. Minnesota	14. Stetson	14. NC State	14. East Carolina	14. Texas
15. NC State	15. Florida State	15. Coastal Carolina	15. Coastal Carolina	15. Stetson	15. Texas Tech
16. Duke	16. Stetson	16. Georgia	16. Texas	16. Texas	16. NC State
17. Southern Miss	17. Coastal Carolina	17. Duke	17. Southern Miss	17. UCONN	17. Coastal Carolina
18. Stetson	18. East Carolina	18. Texas	18. Duke	18. Duke	18. Duke
19. Houston	19. South Carolina	19. UCLA	t-19. Auburn	19. Auburn	19. UCLA
20. UCLA	20. St. John's	20. Tennessee Tech	t-19. UCLA	20. Coastal Carolina	20. Tennessee Tech
21. UCONN	21. Louisville	21. Auburn	21. UCONN	21. Louisville	21. Houston
22. Auburn	22. Tennessee Tech	22. Louisville	22. Louisville	22. Missouri State	22. UCONN
23. Missouri State	23. UCLA	t23. Houston	23. Tennessee Tech	23. Tennessee Tech	23. Auburn
24. Louisville	24. Houston	t-23. Houston	24. Houston	24. South Florida	24. Louisville
25. Tennessee Tech	25. Baylor	25. Texas A&M	25. Texas A&M	25. UCLA	25. South Carolina
	26. UCONN	26. Missouri State			
	27. Purdue	27. Florida Atlantic			
	28. Cal State Fullerton	28. South Carolina			
	29. Missouri State	29. Baylor			
	30. Washington	30. Cal State Fullerton			

THE TIM CORBIN FILE

Personal

Tim Carter Corbin

____ Born: Aug. 5, 1961, at Wolfeboro, N.H.

____ Hometown: Wolfeboro, N.H.

____ Family: Maggie (wife), daughters Molly and Hannah

Education

Ohio Wesleyan

____ Master of Arts in Athletic Administration, 1986

____ Bachelor of Arts in Physical Education, 1984

Playing Experience

Ohio Wesleyan

____ Four-year letterman as an infielder and catcher

Coaching Experience

Vanderbilt Commodores

Head Coach (2003-present)

____ 677-340-1 record (.665)

____ Highest winning % all-time among VU coaches

____ All-time winningest coach in program history

____ 2014 College World Series Champions

____ 2014 national coach of the year

____ 2015 College World Series Runner-Up

____ Three CWS Appearances (2011, 2014, 2015)

____ 12-Straight NCAA Tournament appearances

____ Record-setting 26 SEC wins in 2013

____ 55 pitchers taken in MLB Draft during Corbin era

____ 15 First-Round MLB Draft picks in Corbin era

____ D1Baseball.com's No. 1 program in 2015

____ D1Baseball.com's No. 2 program in 2017

____ 2007 SEC regular season and tournament champs

____ Three SEC regular season titles (2007, 2011, 2013)

Clemson Tigers

Associate Head Coach (2001-02)

Assistant Head Coach (1998-01)

Assistant Coach (1994-98)

____ Fourth-winningest program nationally from 1994-02

____ Nine NCAA Tournament appearances

____ Four CWS appearances (1995, 1996, 2000, 2002)

____ Recruited nine-straight top-25 Classes

____ 20 players earned All-America status

Presbyterian Blue Hose

Head Coach (1988-93)

____ Led restart of dormant program

____ Led transition from NAIA to NCAA Division II

____ 106-138 overall record

Wofford

Assistant Coach (1987)

Ohio State Buckeyes

Graduate Assistant Coach (1985-86)



In his 16th season at Vanderbilt, Tim Corbin has transformed Vanderbilt into one of the national powers of college baseball and taken the program to unprecedented success winning the school's first-ever men's national title in 2014.

Corbin's owns a 677-340-1 (.665) at Vanderbilt and became the program's all-time winningest coach on March 4. He is also first in winning percentage for coaches with 100 games or more.

Under Corbin, Vanderbilt boasts the Southeastern Conference's longest streak of consecutive NCAA Tournament appearances at 12. The Does have advanced to a Super Regional in four of the last five years.

In 2015, Vanderbilt returned to the College World Series for the third time in five years with team's fourth 50-win season in the last four making it back to the CWS Finals before losing in three games to Virginia. The Does captured the SEC East with a 20-10 mark.

The 2014 Commodores topped Virginia in the College World Series finals in three games to claim the title in just the Does' second trip to Omaha. For the third time in four years Vandy hosted NCAA Regionals and Super Regionals, topping Oregon in the Regional final and Stanford in the Super Regionals.

Vanderbilt's 2013 team was one for the ages as the Commodores matched the school record with a 54-12 record and smashed the SEC record with a 26-3 mark to win the league title.

Year	Overall	Conf.	Place	Home	Road	Neutral	SEC Tourn	NCAA
2003	27-28	14-16	T-6th	19-10	6-14	2-4	0-2	--
2004	45-19	16-14	7th	28-5	11-11	6-3	3-1	3-2
2005	34-21	13-17	8th	23-12	11-9	0-0	--	--
2006	38-27	16-14	6th	23-12	10-11	5-4	3-2	2-2
2007	54-13	22-8	1st	34-4	12-8	8-1	5-1	3-2
2008	41-22	15-14	T-4th	22-9	12-9	7-4	3-2	1-2
2009	37-27	12-17	8th	22-11	10-14	5-3	3-1	3-2
2010	46-20	16-12	5th	27-6	13-11	6-3	1-2	5-3
2011	54-12	22-8	T-1st	33-4	16-5	5-3	3-1	7-2
2012	35-28	16-14	T-5th	22-12	7-13	6-3	5-1	2-2
2013	54-12	26-3	1st	34-7	17-3	3-2	3-2	3-3
2014	51-21	17-13	6th	31-10	13-7	7-4	1-2	10-3
2015	51-21	20-10	2nd	28-8	15-7	8-6	3-2	9-2
2016	43-19	18-12	6th	31-7	9-10	3-2	2-2	0-2
2017	36-25-1	15-13-1	6th	21-11-1	10-12	5-2	0-1	3-3
2018	31-25	16-14	6th	22-9	7-11	2-5	0-1	--
Career	677-340-1	274-199-1	--	420-137-1	179-155	78-49	35-23	51-30

ASSISTANT COACHES



SCOTT BROWN
Assoc. Head Coach



MIKE BAXTER
Assistant Coach



DAVID MACIAS
Volunteer Assistant

2018 BATTER NOTES

9 ★ Garrett Blaylock ★ Freshman

Overall: .231 • SEC: .300 (3-10) • Last 10: .167 (2-12) • Reached Base Streak: --

IF ★ T.C. Roberson HS ★ Asheville, N.C.

HITTING CAREER HIGHS

Hits: _____ 1, 6x, last at Tennessee (5/13/18)
 Runs: _____ 2, vs. Presbyterian (2/21/18)
 RBI: _____ 2, vs. UMass-Lowell (2/23/18)
 Walks: _____
 HRs: _____
 Strikeouts: _____ 2, 2x, last vs. Middle Tennessee (5/15/18)
 Stolen Bases: _____

- ★ Flew out to the warning track in pinch-hit appearance vs. Texas A&M last time out
- ★ Is batting .308 (4-for-13) with runners in scoring position
- ★ Provided a pinch-hit single in the ninth inning on May 13 at Tennessee
- ★ Made his first-career start on May 5 at Auburn
- ★ In three-career starts has record two hits with as many RBIs
- ★ Entered the game on April 5 against Georgia as a pinch runner
- ★ Drove in a season-high two runs in a 1-for-1 performance vs. UMass-Lowell on Feb. 23
- ★ Lettered four years at T.C. Roberson High School
- ★ Helped the Rams to a North Carolina State Championship as a senior
- ★ State championship MVP and Co-Conference Player of the Year as a senior

51 ★ JJ Bleday ★ Sophomore

Overall: .374 • SEC: .391 (18-46) • Last 10: .379 (11-29) • Reached Base Streak: 22G

OF ★ A. Crawford Mosley HS ★ Panama City Beach, Fla.

HITTING CAREER HIGHS

Hits: _____ 3, 6x, last at Tennessee (5/13/18)
 Runs: _____ 2, 6x, last vs. Kentucky (5/18/18)
 RBI: _____ 3, 3x, last vs. St. Mary's (3/10/17)
 Walks: _____ 5, vs. Middle Tennessee (5/15/18)
 HRs: _____ 1, 5x, last vs. Houston (3/4/18)
 Strikeouts: _____ 2, 8x, last vs. Kentucky (5/17/18)
 Stolen Bases: _____ 1, at Mississippi State (3/17/18)

- CAREER NCAA TOURN:** 5 G, 5 GS, .333 (5-for-15) with three runs and an RBI
- ★ Since returning from injury on May 8: .379 average (11-for-29), eight runs and 13 walks
 - ★ Went 1-for-3 with a run a season ago vs. St. John's
 - ★ Matched Vandy program record with five walks on May 15 vs. Middle Tennessee
 - ★ Appeared in his first game since March 27 on May 8 vs. Tenn. Tech (oblique injury)
 - ★ Has reached base in 22-straight games dating to March 4 vs. Houston
 - ★ Boasts 11 multi-hit games including nine in his last 23 outings
 - ★ Started 48 games and made 51 appearances as a freshman in 2017
 - ★ Racked up 56 total bases and drove in 22 RBIs while batting .256 in 2017
 - ★ Third team All-American by Rawlings-Perfect Game at A. Crawford Mosley H.S.
 - ★ Lettered four years in baseball, two years in golf and two in swimming

5 ★ Philip Clarke ★ Freshman

Overall: .302 • SEC: .302 (35-116) • Last 10: .350 (14-40) • Reached Base Streak: 2G

C ★ Christ Presbyterian Academy ★ Franklin, Tenn.

HITTING CAREER HIGHS

Hits: _____ 3, 3x, last vs. Kentucky (5/17/18)
 Runs: _____ 2, 4x, last vs. Tennessee Tech (5/8/18)
 RBI: _____ 3, 6x, last vs. Kentucky (5/17/18)
 Walks: _____ 4, vs. UMass-Lowell (2/23/18)
 HRs: _____ 1, 4x, last vs. Tennessee Tech (5/8/18)
 Strikeouts: _____ 2, 6x, last vs. Kentucky (5/18/18)
 Stolen Bases: _____ 2, vs. UMass-Lowell (2/25/18)

- ★ Has appeared in 51 games including 42 starts with 26 of the last 27 at designated hitter
- ★ Boasts 16 multi-hit games and has registered at least one hit in 37 games
- ★ Has recorded a hit in 24 of his last 31 games and reached base in 21 of 24 outings
- ★ Named the SEC's No. 36 prospect for the 2019 MLB Draft by D1Baseball.com
- ★ Lettered four years at Christ Presbyterian Academy in Franklin, Tenn.
- ★ Helped lead the Lions to a runner-up finish in the Tennessee state tournament
- ★ Tennessean Baseball Player of the Year and 2017 Class AA Mr. Baseball as a senior
- ★ Team Tennessee member with teammates Aaron Brown and Mason Hickman in 2016
- ★ Says if he wasn't playing baseball he would be an astronaut

3 ★ Cooper Davis ★ Freshman

Overall: .182 • SEC: .125 (1-8) • Last 10: DNP • Reached Base Streak: --

OF ★ St. Aloysius Gonzaga HS ★ Mississauga, Ontario

HITTING CAREER HIGHS

Hits: _____ 1, 2x, last vs. Georgia (4/7/18)
 Runs: _____ 1, 3x, last vs. Georgia (4/7/18)
 RBI: _____ 1, 4x, last vs. Ole Miss (4/13/18)
 Walks: _____ 1, 2x, last vs. Georgia (4/5/18)
 HRs: _____
 Strikeouts: _____ 1, vs. Georgia (4/7/18)
 Stolen Bases: _____ 1, vs. Georgia (4/7/18)

- ★ Last appearance came on April 27 vs. South Carolina (injury)
- ★ Grounded out in lone pinch-hit at bat during last outing on April 27 vs. South Carolina
- ★ Has made three starts -- all coming since April 5 vs. Georgia
- ★ Has driven in four runs in seven games
- ★ Stole first-career base and went 1-for-3 with one run on April 7 vs. Georgia
- ★ Went 1-for-2 with one run in collegiate debut on Feb. 21 against Presbyterian
- ★ Lettered four years at St. Aloysius Gonzaga in Mississauga, Ontario
- ★ Named Perfect Game Canada/Puerto Rico Region High School Senior first-team
- ★ Played for the Canadian Jr. National U18 Team in 2017

18 ★ Pat DeMarco ★ Freshman**Overall: .276 • SEC: .263 (30-114) • Last 10: .175 (7-40) • Reached Base Streak: 8G**

OF ★ Winder-Barrow HS ★ Staten Island, N.Y.

HITTING CAREER HIGHS

Hits: _____ 3, 3x, last vs. Presbyterian (2/20/18)
 Runs: _____ 3, vs. Austin Peay (2/27/18)
 RBI: _____ 4, vs. Houston (3/4/18)
 Walks: _____ 2, 2x, last vs. Georgia (4/7/18)
 HRs: _____ 1, 9x, last vs. Kentucky (5/19/18)
 Strikeouts: _____ 3, 2x, last at Florida (3/30/18)
 Stolen Bases: _____ 2, 2x, last at Tennessee (5/11/18)

- ★ Father played baseball for two years at St. John's
- ★ Leads Vandy with 18-multi-hit games and is second with 12 multi-RBI games
- ★ One of two players to start all 56 games (Ethan Paul)
- ★ Team leader in total bases (99) and RBIs (40) and is second in hits (60)
- ★ Batting .313 (35-for-112) with runners aboard
- ★ Has recorded at least one hit in 18 of his last 26 games
- ★ Named the SEC's No. 35 prospect for the 2019 MLB Draft by D1Baseball.com
- ★ Moved from New York to Georgia in high school to focus on year-round baseball
- ★ High school All-American and Georgia Player of the Year at Winder-Barrow H.S.

20 ★ Ty Duvall ★ Sophomore**Overall: .281 • SEC: .303 (10-33) • Last 10: .333 (3-9) • Reached Base Streak: 2G**

C ★ Lebanon HS ★ Lebanon, Ohio

HITTING CAREER HIGHS

Hits: _____ 3, vs. Western Kentucky (3/14/17)
 Runs: _____ 3, vs. Middle Tennessee (5/15/18)
 RBI: _____ 4, vs. Ole Miss (4/15/18)
 Walks: _____ 3, vs. Middle Tennessee (5/15/18)
 HRs: _____ 1, 2x, last vs. South Carolina (4/27/18)
 Strikeouts: _____ 3, at Auburn (5/4/18)
 Stolen Bases: _____ 1, at Missouri (4/21/18)

- CAREER NCAA TOURN:** 1 G, 0 GS, 1.000 (1-for-1) with a single
- ★ Registered a pinch-hit double vs. Texas A&M last time out at the SEC Tournament
 - ★ Went 1-for-1 as a pinch hitter a season ago vs. St. John's
 - ★ Has made 14 starts at catcher, one at DH and appeared in 27 games
 - ★ Has recorded a combined 16 hits in his last 21 appearances
 - ★ Went 2-for-3 with three runs, three walks and an RBI on May 15 vs. MTSU
 - ★ Tagged game-winning, three-run double in sixth inning to clinch series vs. Ole Miss
 - ★ Made 17 appearances including four starts during 2017 freshman campaign
 - ★ Finished with 12 total bases while posting a .516 on-base percentage in 2017
 - ★ Top prospect in the state of Ohio in 2016 according to Perfect Game
 - ★ Played summer ball in high school with Andrew Benintendi (Boston Red Sox)

13 ★ Kiambu Fentress ★ Redshirt Sophomore**Overall: .000 • SEC: .000 (0-0) • Last 10: .000 (0-0) • Reached Base Streak: --**

OF ★ Ensworth HS ★ Nashville, Tenn.

HITTING CAREER HIGHS

Hits: _____ 1, at Middle Tennessee (4/18/17)
 Runs: _____ 1, 2x, last at Tennessee (4/12/18)
 RBI: _____ 1, vs. Austin Peay (2/27/18)
 Walks: _____
 HRs: _____
 Strikeouts: _____ 1, 2x, last vs. UMass-Lowell (2/23/18)
 Stolen Bases: _____

- ★ Pinch ran in the ninth inning and scored one run on May 12 at Tennessee
- ★ Made first appearance since Feb. 27 on April 17 vs. Evansville as pinch runner
- ★ Recorded his first-career RBI vs. Austin Peay on Feb. 27
- ★ Has appeared in the outfield in six of his 10 appearances off the bench
- ★ Legged out first-career hit at Middle Tennessee on April 18, 2017
- ★ Did not participate in team activities during 2016 season
- ★ Lettered in football and baseball at Ensworth High School in Nashville
- ★ Dad is enshrined in Elon Hall of Fame after All-America career in football

99 ★ Jayson Gonzalez ★ Freshman**Overall: .217 • SEC: .070 (3-43) • Last 10: .143 (4-28) • Reached Base Streak: --**

IF ★ Bishop Amat HS ★ Covina, Calif.

HITTING CAREER HIGHS

Hits: _____ 4, 2x, last vs. Austin Peay (2/27/18)
 Runs: _____ 3, vs. Middle Tennessee (5/15/18)
 RBI: _____ 5, vs. UMass-Lowell (2/24/18)
 Walks: _____ 1, 11x, last vs. Kentucky (5/19/18)
 HRs: _____ 2, vs. UMass-Lowell (2/24/18)
 Strikeouts: _____ 3, 5x, last at Tennessee (4/12/18)
 Stolen Bases: _____ 1, vs. Houston (3/4/18)

- ★ Recorded his first multi-hit game since March 7 on May 15 vs. MTSU (3-for-6)
- ★ Made his first-career start/appearance at shortstop on May 6 at Auburn
- ★ Has made 36 starts at third base and 41 overall appearances as a freshman
- ★ Boasts seven multi-RBI games and five multi-hit performances
- ★ Named SEC Freshman of the Week on March 12
- ★ In return to California, went 4-for-11 with five RBIs vs. Long Beach, UCLA and TCU
- ★ Father Wallace played baseball in the Atlanta Braves organization
- ★ Brother Wallace III played for the Houston Astros organization
- ★ Named All-American, All-State and 2017 National Classic MVP as a senior
- ★ Says if he wasn't playing baseball he would be a strength coach

17 ★ Walker Grisanti ★ Junior**Overall: .139 • SEC: .000 (0-9) • Last 10: .000 (0-0) • Reached Base Streak: 2G**

OF ★ Christian Brothers HS ★ Collierville, Tenn.

HITTING CAREER HIGHS

Hits: _____ 2, 4x, last at South Carolina (4/6/17)
 Runs: _____ 3, vs. Xavier (3/12/16)
 RBI: _____ 3, 2x, last vs. Austin Peay (2/27/18)
 Walks: _____ 3, at UCLA (3/9/18)
 HRs: _____ 1, 2x, last vs. Austin Peay (2/27/18)
 Strikeouts: _____ 3, 3x, last at Florida (3/30/18)
 Stolen Bases: _____ 1, 2x, last vs. Lipscomb (3/27/18)

- CAREER NCAA TOURN:** 3 G, 0 GS, .000 (0-for-2) with two strikeouts
- ★ Drew a walk in his lone plate appearance last time out (May 15) vs. MTSU
 - ★ Has not recorded a hit in last 10 appearances (0-for-20)
 - ★ Has drawn 17 walks and worked a free pass in 13 of 20 appearances
 - ★ Nine of 10 starts have come in the outfield with the other (March 9) at designated hitter
 - ★ Played in 21 games including making a pair of starts during 2017 sophomore season
 - ★ Played in 30 games, starting 10, and hitting .349 with 10 RBIs as a freshman in 2016
 - ★ Tagged pinch-hit homer in ninth inning to down Texas A&M at 2016 SEC Tournament
 - ★ Perfect Game All-American and All-State in 2015 at Christian Brothers High School
 - ★ Grandfather, Buddy Soefker, played football at LSU and for the Los Angeles Rams
 - ★ Uncle played football at Vanderbilt

22 ★ Julian Infante ★ Junior**Overall: .191 • SEC: .236 (17-72) • Last 10: .400 (6-15) • Reached Base Streak: 5G**

IF ★ Westminster Christian HS ★ Miami, Fla.

HITTING CAREER HIGHS

Hits: _____ 4, vs. Belmont (3/22/17)
 Runs: _____ 4, vs. Belmont (3/22/17)
 RBI: _____ 7, vs. Missouri (5/7/17)
 Walks: _____ 3, vs. St. Mary's (3/12/17)
 HRs: _____ 1, 17x, last at Arkansas (5/14/17)
 Strikeouts: _____ 4, 2x, last vs. UMass-Lowell (2/23/18)
 Stolen Bases: _____ 1, at Florida (3/31/18)

CAREER NCAA TOURN: 7 G, 7 GS, .214 (6-for-28) with four RBIs and two runs
 ★ During current five-game reached base streak: .500 (6-for-12) with three runs
 ★ Went 3-for-5 with three RBIs and a run vs. St. John's a season ago
 ★ Named 2018 preseason All-American by Perfect Game
 ★ Led the Commodores with 66 RBIs while boasting a .315 average in 2017
 ★ Drove in a career-best seven runs against Missouri on May 7, 2017
 ★ Hit six home runs in 26 games during the second half of the season in 2016
 ★ Named an All-American by Perfect Game at Westminster Christian High School
 ★ Holds Florida state record for home runs in a single season with BBCOR bats with 13
 ★ Captained high school baseball team as a junior and senior

8 ★ Alonzo Jones ★ Junior**Overall: .236 • SEC: .218 (12-55) • Last 10: DNP • Reached Base Streak: 4G**

OF ★ Columbus HS ★ Columbus, Ga.

HITTING CAREER HIGHS

Hits: _____ 3, 4x, last vs. Indiana State (2/28/18)
 Runs: _____ 3, 4x, last vs. UMass-Lowell (2/23/18)
 RBI: _____ 5, vs. San Diego (2/21/16)
 Walks: _____ 3, 3x, last vs. South Carolina (4/29/18)
 HRs: _____ 1, 3x, last vs. South Carolina (4/28/18)
 Strikeouts: _____ 3, 7x, last at Missouri (4/19/18)
 Stolen Bases: _____ 2, 6x, last vs. South Carolina (4/29/18)

CAREER NCAA TOURN: 2 G, 2 GS, .000 (0-for-4) with four walks and a run
 ★ Has not appeared in a game since May 4 at Auburn (oblique injury)
 ★ Was the only Commodore not to strike out on May 4 vs. Casey Mize
 ★ Went 2-for-6 (.333) with five runs, three RBIs and a homer against South Carolina
 ★ Has recorded a hit in 12 of his last 19 games
 ★ Ranks second on the team with 16 stolen bases in as many attempts
 ★ Made 35 appearances including 25 starts, hitting .221 during 2017 sophomore season
 ★ Named a Freshman All-American by Collegiate Baseball in 2016
 ★ Named a Perfect Game All-American at Columbus High School
 ★ Played in the 2014 Under Armour All-American game and East Coast Pro Showcase
 ★ Set the record for fastest 60-yard dash time on grass (6.17) at Perfect Game

12 ★ Connor Kaiser ★ Junior**Overall: .284 • SEC: .286 (28-98) • Last 10: .448 (13-29) • Reached Base Streak: --**

IF ★ Blue Valley West HS ★ Overland Park, Kan.

HITTING CAREER HIGHS

Hits: _____ 3, 3x, last at Tennessee (5/11/18)
 Runs: _____ 3, 2x, last vs. UMass-Lowell (2/24/18)
 RBI: _____ 3, vs. UMass-Lowell (2/23/18)
 Walks: _____ 3, 2x, last vs. LSU (3/23/18)
 HRs: _____ 1, 4x, last vs. Kentucky (5/18/18)
 Strikeouts: _____ 4, at Clemson (6/3/17)
 Stolen Bases: _____ 2, 2x, last vs. UMass-Lowell (2/25/18)

CAREER NCAA TOURN: 8 G, 8 GS, .200 (6-for-30) with four runs and an RBI
 ★ One of two shortstops in the country with just one error (minimum 200 chances)
 ★ Named to the SEC All-Defensive Team at shortstop
 ★ Went 2-for-3 with two runs and a walk a season ago vs. St. John's
 ★ Team leader with 13 multi-RBI games and is tied for second with 16 multi-hit games
 ★ Has started 143 of the last 146 games at shortstop (April 9, 2016-present)
 ★ No. 114 on the nation's top college prospects for the 2018 MLB Draft (D1Baseball.com)
 ★ Fourth on team with 25 walks while posting a .316 on-base percentage in 2017
 ★ Brother Kyle played baseball at Johnson Community College and Neosho CC
 ★ Two-sport standout in baseball and basketball at Blue Valley West High School
 ★ Earned Rawlings Gold Glove Award in 2013 while at Blue Valley West H.S.

16 ★ Austin Martin ★ Freshman**Overall: .332 • SEC: .308 (36-117) • Last 10: .316 (12-38) • Reached Base Streak: 9G**

IF ★ Trinity Christian Academy HS ★ Jacksonville, Fla.

HITTING CAREER HIGHS

Hits: _____ 4, vs. Presbyterian (2/20/18)
 Runs: _____ 3, vs. Kentucky (5/19/18)
 RBI: _____ 3, at Tennessee (5/13/18)
 Walks: _____ 3, 2x, last vs. Kentucky (5/17/18)
 HRs: _____ 1, vs. Duke (2/18/18)
 Strikeouts: _____ 4, vs. Indiana State (2/28/18)
 Stolen Bases: _____ 3, vs. Presbyterian (2/21/18)

★ Team leader in hits (65), on-base percentage (.443) and stolen bases (21)
 ★ Went 3-for-4 with an RBI vs. Texas A&M at the SEC Tournament
 ★ Tied for second on the team in multi-hit games (16)
 ★ Has batted leadoff in 46 of the team's 56 games this season
 ★ Named SEC Freshman of the Week on April 16
 ★ Has started at six different positions this season (1B, SS, 3B, LF, CF and DH)
 ★ Lettered four years in baseball at Trinity Christian Academy
 ★ During senior season was named Rawlings-Perfect Game second-team All-American
 ★ Helped team to the Florida Class 4A State Baseball Championship as a sophomore

10 ★ Ethan Paul ★ Junior**Overall: .234 • SEC: .190 (20-105) • Last 10: .167 (7-42) • Reached Base Streak: --**

IF ★ International School ★ Bellevue, Wash.

HITTING CAREER HIGHS

Hits: _____ 4, 2x, last vs. UMass-Lowell (2/24/18)
 Runs: _____ 3, 7x, last vs. Ole Miss (4/15/18)
 RBI: _____ 7, vs. UMass-Lowell (2/24/18)
 Walks: _____ 3, vs. Xavier (3/13/16)
 HRs: _____ 2, 2x, last vs. Evansville (4/17/18)
 Strikeouts: _____ 3, 5x, last vs. Tennessee Tech (5/8/18)
 Stolen Bases: _____ 2, 4x, last vs. South Carolina (4/27/18)

CAREER NCAA TOURN: 8 G, 8 GS, .354 (11-for-31) with six runs, five doubles and two RBIs
 ★ Has started 105 consecutive games at second base (Feb. 22, 2017-present)
 ★ Second on the team in RBIs (39) and tied for second in doubles (12)
 ★ Went 0-for-4 with a strikeout a season ago vs. St. John's
 ★ One of two players (Pat DeMarco) to start all 56 games this season
 ★ Started 52 games and made 53 appearances, hitting .251 in 2017
 ★ Finished third on the team with 15 doubles in 2017
 ★ 2017 Cape Cod League All-Star with the Orleans Firebirds
 ★ 2016 Freshman All-American by Collegiate Baseball after hitting .305
 ★ Perfect Game All-American in 2014 and 2015 at International School in Bellevue, Wash.

2 ★ Harrison Ray ★ Sophomore**Overall: .213 • SEC: .193 (11-57) • Last 10: .091 (2-22) • Reached Base Streak: --**

IF ★ Lake Brantley HS ★ Longwood, Fla.

HITTING CAREER HIGHS

Hits: _____ 2, 4x, last vs. Georgia (4/6/18)
 Runs: _____ 2, vs. Missouri (5/7/17)
 RBI: _____ 4, vs. South Carolina (4/29/18)
 Walks: _____ 2, at Kentucky (4/2/17)
 HRs: _____ 1, vs. Southeastern La. (2/28/17)
 Strikeouts: _____ 3, vs. Ole Miss (4/13/18)
 Stolen Bases: _____ 2, vs. Georgia (4/6/18)

CAREER NCAA TOURN: 4 G, 1 GS, .167 (1-for-6) with two runs and an RBI
 ★ Went 1-for-2 with a run a season ago vs. St. John's
 ★ Has made 19 starts this season including 17 since April 6
 ★ His 19 starts have come at four different positions (3B, LF, CF, RF)
 ★ Batting .341 (15-for-44) with runners aboard
 ★ Went 4-for-12 (.333) with three runs, a double and triple vs. South Carolina
 ★ Made 17 starts and appeared in 32 games as a freshman a season ago
 ★ Went 19-for-78 at the plate, posting a .244 average in 2017
 ★ Father was a high school wrestler and brother plays high school football
 ★ Lettered three years on the baseball team at Lake Brantley High School

19 ★ Stephen Scott ★ Junior**Overall: .250 • SEC: .207 (17-82) • Last 10: .361 (13-36) • Reached Base Streak: --**

OF/C ★ Cardinal Gibbons HS ★ Cary, N.C.

HITTING CAREER HIGHS

Hits: _____ 3, vs. Duke (2/17/18)
 Runs: _____ 3, 6x, last vs. Middle Tennessee (5/15/18)
 RBI: _____ 5, vs. Middle Tennessee (5/15/18)
 Walks: _____ 2, 11x, last vs. Tennessee Tech (5/8/18)
 HRs: _____ 2, at Tennessee (5/11/18)
 Strikeouts: _____ 3, vs. UMass-Lowell (2/23/18)
 Stolen Bases: _____ 2, vs. Georgia (4/5/18)

CAREER NCAA TOURN: 2 G, 1 GS, .000 (0-for-3) with a walk
 ★ Has belted six home runs in his last eight games, moving into the team lead with 12
 ★ Named Collegiate Baseball National Player of the Week on May 14 and May 21
 ★ Hitting .319 (15-for-47) with runners in scoring position
 ★ Has reached base in 10 of his last 11 games and in 20 of his last 22 games
 ★ Has appeared at catcher (47x), left field (11x) and designated hitter (2x)
 ★ Struck a three-run home run and matched a career-high four RBIs on April 7 vs. UGA
 ★ Has totaled nine multi-hit performances and eight multi-RBI performances this season
 ★ Hit .227 while scoring 25 runs in 38 games (32 starts) a season ago
 ★ Perfect Game All-American in 2015 at Cardinal Gibbons High School

43 ★ Tyler Solomon ★ Freshman**Overall: .000 • SEC: DNP • Last 10: .000 (0-1) • Reached Base Streak: --**

IF ★ Battlefield HS ★ Haymarket, Va.

HITTING CAREER HIGHS

Hits: _____
 Runs: _____ 1, 2x, last vs. Austin Peay (2/27/18)
 RBI: _____
 Walks: _____ 1, 2x, last vs. Austin Peay (2/27/18)
 HRs: _____
 Strikeouts: _____ 1, 2x, last vs. Presbyterian (2/21/18)
 Stolen Bases: _____

★ Made first appearance since Feb. 27 on Tuesday, striking out against Middle Tennessee
 ★ Has drawn a walk in two of his last four appearances, scoring each time
 ★ Lettered four years in baseball at Battlefield High School
 ★ During senior season was named All-District first-team
 ★ Born in Saudi Arabia

2018 BULLPEN NOTES

40 ★ Aaron Brown ★ Freshman		Overall: 1-0, 5.93 ERA • SEC: 0-0, 17.18 ERA, 3.2 IP • W/Runners: .219 (7-32)
RHP ★ Mt. Juliet HS ★ Mt. Juliet, Tenn.		LAST TIME OUT: May 6 at Auburn - 1.0 IP, 3 H, 3 R, 3 ER, 0 BB, 1 K
PITCHING CAREER HIGHS		★ Has limited opponents to a .219 average (7-for-32) with runners aboard
Innings Pitched: _____ 2.0, 3x, last vs. Evansville (4/17/18)		★ Has made 11 appearances, allowing 10 runs (nine earned) in 13.2 innings
Strikeouts: _____ 2, 4x, last vs. Evansville (4/17/18)		★ Has held opponents without a run in six of 11 appearances
Hits Allowed: _____ 3, 2x, last at Auburn (5/6/18)		★ Has recorded two punch outs in four of his last eight appearances
Walks Allowed: _____ 2, vs. South Carolina (4/29/18)		★ Picked up win in relief on Feb. 28 vs. Indiana State (2.0 IP, 1 H, 0 R, 1 BB, 1 K)
Runs Allowed: _____ 3, 2x, last at Auburn (5/6/18)		★ Lettered three years at Mt. Juliet High School
		★ Member of Team Tennessee alongside teammates Philip Clarke and Mason Hickman
21 ★ Tyler Brown ★ Freshman		Overall: 1-4, 5.45 ERA • SEC: 0-1, 7.50 ERA, 12.0 IP • W/Runners: .333 (22-66)
RHP ★ Olentangy Orange HS ★ Ashland, Ohio		LAST TIME OUT: May 22 vs. Texas A&M - Loss, 5.0 IP, 5 H, 2 R, 1 ER, 1 BB, 4 K
PITCHING CAREER HIGHS		★ Has started two-straight games including May 15 vs. MTSU and May 22 vs. Texas A&M
Innings Pitched: _____ 5.0, vs. Texas A&M (5/22/18)		★ Tied for the team lead (Zach King) with 18 appearances
Strikeouts: _____ 6, 2x, last at Mississippi State (3/18/18)		★ Has not walked more than one batter in all 18 appearances
Hits Allowed: _____ 6, at Florida (3/31/18)		★ Has struck out four or more hitters six times
Walks Allowed: _____ 1, 7x, last vs. Texas A&M (5/22/18)		★ Has logged three saves -- all since March 9
Runs Allowed: _____ 6, at Florida (3/31/18)		★ Fanned lone hitter he faced with the bases loaded in the eighth on April 20 at Mizzou
		★ Lettered in baseball four years at Olentangy Orange High School
		★ Drafted by the Cincinnati Reds in the 26th round of the 2017 MLB Draft
42 ★ Maddux Conger ★ Junior		Overall: 2-0, 2.33 ERA • SEC: 0-0, 5.40 ERA, 3.1 IP • W/Runners: .200 (9-45)
RHP ★ Stephenville HS ★ Stephenville, Texas		LAST TIME OUT: May 22 vs. Texas A&M - 2.0 IP, 2 H, 1 R, 1 ER, 0 BB, 2 K
PITCHING CAREER HIGHS		CAREER NCAA TOURN: 3 APP, 0 GS, 3.85 ERA, 4.2 IP, 2 H, 4 R, 2 ER, 6 BB, 4 K
Innings Pitched: _____ 5.0, vs. Presbyterian (2/20/18)		★ Earned his second win, coming in relief on May 15 against Middle Tennessee
Strikeouts: _____ 6, vs. Evansville (2/22/17)		★ Has not allowed more than one earned run in all 10 appearances
Hits Allowed: _____ 7, vs. Southeastern La. (2/28/17)		★ Has not permitted a run in four of his last six outings
Walks Allowed: _____ 5, 2x, last vs. Austin Peay (2/27/18)		★ Has appeared out of the bullpen eight-straight times after drawing the start on Feb. 20
Runs Allowed: _____ 5, 2x, last vs. Austin Peay (2/27/18)		★ Earned the win in lone start vs. Presbyterian on Feb. 20 (5.0 IP, 3 H, 0 R, 2 BB, 5 K)
		★ Posted a 2-1 record alongside a 4.96 ERA during 32.2 innings in 2017
		★ Pitched in nine games, allowing three runs over 11.1 innings in 2016
27 ★ Chandler Day ★ Junior		Overall: 1-1, 3.41 ERA • SEC: 1-1, 2.76 ERA, 16.1 IP • W/Runners: .200 (12-60)
RHP ★ Watkins Memorial HS ★ Granville, Ohio		LAST TIME OUT: May 22 vs. Texas A&M - 1.0 IP, 0 H, 0 R, 0 ER, 0 BB, 0 K
PITCHING CAREER HIGHS		★ In his last eight appearances - 11.0 IP, 3 H, 1 R, 0 ER, 6 BB, 15 K, .091 b/avg
Innings Pitched: _____ 9.0, vs. Lipscomb (3/28/17)		★ Picked up his first two career saves on May 11 at Tennessee and May 19 vs. UK
Strikeouts: _____ 10, 2x, last vs. Georgia (4/6/18)		★ No. 130 on the nation's top college prospects for the 2018 MLB Draft (D1Baseball.com)
Hits Allowed: _____ 8, vs. LSU (4/7/16)		★ Matched a career-high with 10 strikeouts in relief on April 6 against Georgia
Walks Allowed: _____ 5, vs. Lipscomb (3/28/17)		★ Posted a 7-2 record and 3.78 ERA across 13 appearances including 12 starts in 2017
Runs Allowed: _____ 6, at Middle Tennessee (3/22/16)		★ Made three starts and pitched in 10 total games going 2-1 with a 4.26 ERA in 2016
		★ Named an All-American by Perfect Game in 2015 at Watkins Memorial High School
		★ Drafted in 30th round by the Cleveland Indians in 2015
39 ★ Jake Eder ★ Freshman		Overall: 1-4, 5.45 ERA • SEC: 0-0, 18.00 ERA, 1.0 IP • W/Runners: .240 (12-50)
LHP ★ Calvary Christian Academy ★ Ocean Ridge, Fla.		LAST TIME OUT: May 6 at Auburn - 1.0 IP, 2 H, 3 R, 2 ER, 3 BB, 1 K
PITCHING CAREER HIGHS		★ Has made nine midweek starts this season and 11 total appearances
Innings Pitched: _____ 5.0, 3x, last at Middle Tennessee (4/10/18)		★ Has lasted four innings in six of his nine starts
Strikeouts: _____ 7, at Long Beach State (3/7/18)		★ Picked up lone win in first collegiate appearance on Feb. 21 vs. Presbyterian
Hits Allowed: _____ 6, 2x, last at Middle Tennessee (4/10/18)		★ Drafted in the 34th round by the New York Mets of the 2017 MLB Draft
Walks Allowed: _____ 5, vs. Louisville (5/1/18)		★ Helped Calvary Christian Academy to Class 4A Florida State Semi-Finals as a senior
Runs Allowed: _____ 5, vs. Louisville (5/1/18)		★ Named Under Armour All-American as a junior
		★ Named a MaxPreps Top 50 Junior in the country as a junior

32 ★ Hugh Fisher ★ Freshman**Overall: 2-0, 1.93 ERA • SEC: 1-0, 4.91 ERA, 3.2 IP • W/Runners: .278 (5-18)**

LHP ★ Briarcrest Christian HS ★ Eads, Tenn.

PITCHING CAREER HIGHS

Innings Pitched: _____ 2.0, 2x, last vs. Western Kentucky (4/10/18)
 Strikeouts: _____ 2, 3x, last vs. Ole Miss (4/15/18)
 Hits Allowed: _____ 3, vs. Ole Miss (4/15/18)
 Walks Allowed: _____ 2, vs. Western Kentucky (4/10/18)
 Runs Allowed: _____ 2, 2x, last vs. Ole Miss (4/15/18)

LAST TIME OUT: April 15 vs. Ole Miss - G2 - 1.2 IP, 3 H, 2 R, 2 ER, 1 BB, 2 K

- ★ Picked up first collegiate win vs. Western Kentucky on April 10
- ★ Has made eight appearances out of the bullpen for the Commodores
- ★ Has not allowed a hit in five of his eight appearances including 2.0 innings on Feb. 20
- ★ Tossed a season-high 31 pitches in win vs. Western Kentucky (April 10)
- ★ Grandfather played football at West Virginia
- ★ As a high school freshman was named to the WBSC "AA" 15U World Cup Team USA

49 ★ AJ Franklin ★ Redshirt Sophomore**Overall: 0-0, 0.00 ERA • SEC: DNP • W/Runners: .000 (0-2)**

LHP ★ Wilson Central HS ★ Lebanon, Tenn.

PITCHING CAREER HIGHS

Innings Pitched: _____ 1.0, 2x, last vs. Middle Tennessee (5/15/18)
 Strikeouts: _____ 2, vs. Middle Tennessee (5/15/18)
 Hits Allowed: _____
 Walks Allowed: _____ 1, vs. UMass-Lowell (2/23/18)
 Runs Allowed: _____

LAST TIME OUT: May 15 vs. Middle Tenn. - 1.0 IP, 0 H, 0 R, 0 ER, 0 BB, 2 K

- ★ Made his first appearance since Feb. 23 on May 15 against Middle Tennessee
- ★ Has not allowed a hit in three scoreless relief appearances
- ★ First-career appearance came on Feb. 21 vs. Presbyterian (0.2 IP, 0 H, 0 R, 0 BB, 0 K)
- ★ Missed the 2017 season with a knee injury after redshirting in 2016
- ★ Lettered in baseball (4x), basketball (3x) and football (1x) at Wilson Central H.S.
- ★ Graduated high school with a 4.0 GPA and finished in the top 10 percent of his class
- ★ Dad played baseball at Motlow State and Cumberland University

35 ★ Jackson Gillis ★ Sophomore**Overall: 4-1, 5.53 ERA • SEC: 2-1, 6.92 ERA, 13.0 IP • W/Runners: .263 (15-57)**

LHP ★ Wilmington HS ★ Wilmington, Mass.

PITCHING CAREER HIGHS

Innings Pitched: _____ 3.2, vs. Duke (2/16/18)
 Strikeouts: _____ 5, vs. UMass-Lowell (2/24/18)
 Hits Allowed: _____ 4, vs. TCU (3/11/18)
 Walks Allowed: _____ 4, vs. Texas A&M (3/25/17)
 Runs Allowed: _____ 4, at Tennessee (5/13/18)

LAST TIME OUT: May 22 vs. Texas A&M - 1.0 IP, 2 H, 0 R, 0 ER, 1 BB, 0 K**CAREER NCAA TOURN:** 2 APP, 0 GS, 0.00 ERA, 2.2 IP, 0 H, 0 R, 0 ER, 1 BB, 4 K

- ★ Became first pitcher in Tim Corbin era (2003-present) to record a win and save in the same day, doing so on April 15 in doubleheader action vs. Ole Miss
- ★ Has struck out three or more hitters in seven of his 16 appearances
- ★ Has not allowed a run in nine of his last 12 appearances
- ★ Held No. 25 Duke to one hit while fanning four in 3.2 innings on 2018 Opening Day
- ★ Made 16 relief appearances, posting a 3.60 ERA in 2017
- ★ The top high school prospect in the state of Massachusetts according to Perfect Game

33 ★ Erik Kaiser ★ Freshman**Overall: 0-0, 0.00 ERA • SEC: DNP • W/Runners: .000 (0-2)**

RHP ★ Waterloo HS ★ Waterloo, Ill.

PITCHING CAREER HIGHS

Innings Pitched: _____ 1.0, 2x, last at Long Beach State (3/7/18)
 Strikeouts: _____ 2, vs. Austin Peay (2/27/18)
 Hits Allowed: _____ 1, vs. Austin Peay (2/27/18)
 Walks Allowed: _____
 Runs Allowed: _____

LAST TIME OUT: March 7 at Long Beach State - 1.0 IP, 0 H, 0 R, 0 ER, 0 BB, 1 K

- ★ Has not allowed an earned run in two appearances this season
- ★ Struck out two while allowing one hit in collegiate debut vs. Austin Peay on Feb. 27
- ★ Lettered three years at Waterloo High School
- ★ Dad played baseball at Missouri State and in the San Francisco Giants organization

34 ★ Zach King ★ Sophomore**Overall: 1-3, 3.09 ERA • SEC: 1-2, 3.00 ERA, 24.0 IP • W/Runners: .183 (13-71)**

LHP ★ Spring Hill HS ★ Spring Hill, Tenn.

PITCHING CAREER HIGHS

Innings Pitched: _____ 6.1, vs. Kentucky (5/18/18)
 Strikeouts: _____ 6, vs. Kentucky (5/18/18)
 Hits Allowed: _____ 7, vs. UMass-Lowell (2/24/18)
 Walks Allowed: _____ 3, 3x, last at Auburn (5/5/18)
 Runs Allowed: _____ 3, 3x, vs. Ole Miss (4/15/18)

LAST TIME OUT: May 18 vs. Kentucky - Win, 6.1 IP, 2 H, 0 R, 0 ER, 1 BB, 6 K**CAREER NCAA TOURN:** 3 APP, 0 GS, 9.00 ERA, 3.0 IP, 5 H, 3 R, 3 ER, 2 BB, 2 K

- ★ Set career highs with 6.1 innings and six strikeouts last time out (May 18) vs. Kentucky
- ★ Picked up his first victory of the season last time out vs. Kentucky (May 18)
- ★ Has struck out three or more hitters in 11 of 18 appearances
- ★ Retired 10 of the 12 batters he faced on April 27 vs. South Carolina
- ★ Recorded his third save of the season on April 10 vs. Western Kentucky
- ★ Went three-straight appearances (8.0 IP) without allowing a run between March 11-23
- ★ Helped lead Spring Hill to the 2016 Tennessee AA state title as a senior

45 ★ Reid Schaller ★ Redshirt Freshman**Overall: 1-1, 4.38 ERA • SEC: 0-0, 4.15 ERA, 8.2 IP • W/Runners: .333 (16-48)**

RHP ★ Lebanon Senior HS ★ Lebanon, Ind.

PITCHING CAREER HIGHS

Innings Pitched: _____ 3.0, 2x, last at Tennessee (5/13/18)
 Strikeouts: _____ 4, 3x, last at Tennessee (5/13/18)
 Hits Allowed: _____ 7, vs. Tennessee Tech (5/8/18)
 Walks Allowed: _____ 4, at Florida (4/01/18)
 Runs Allowed: _____ 5, vs. Tennessee Tech (5/8/18)

LAST TIME OUT: May 19 vs. Kentucky - 0.2 IP, 2 H, 0 R, 0 ER, 1 BB, 0 K

- ★ Has struck out a combined 18 batters in his last seven outings
- ★ Made first collegiate start on April 17, retiring all nine Evansville hitters he faced
- ★ Allowed career-high seven hits and five runs (three earned) in start vs. TTU (5/8)
- ★ Has fanned multiple batters in nine of his 17 appearances
- ★ Has tossed 50-plus pitches twice including 57 vs. Tennessee Tech on May 8
- ★ Lettered in baseball four years and football once at Lebanon Senior High School
- ★ Captained his high school baseball team as a junior and senior

11 ★ Paxton Stover ★ Senior**Overall: 0-0, 3.38 ERA • SEC: 0-0, 5.79 ERA, 4.2 IP • W/Runners: .200 (4-20)**

LHP ★ Dyersburg State CC ★ Ridgely, Tenn.

PITCHING CAREER HIGHS

Innings Pitched: _____ 3.0, at Kentucky (3/31/17)
 Strikeouts: _____ 3, 4x, last vs. Belmont (3/22/17)
 Hits Allowed: _____ 4, 2x, last vs. LSU (3/24/18)
 Walks Allowed: _____ 4, 2x, last vs. Middle Tennessee (5/16/17)
 Runs Allowed: _____ 3, 3x, last vs. LSU (3/24/18)

LAST TIME OUT: May 15 vs. Middle Tenn. - 1.0 IP, 0 H, 0 R, 0 ER, 2 BB, 2 K**CAREER NCAA TOURN:** 1 APP, 0 GS, 9.00 ERA, 1.0 IP, 0 H, 1 R, 1 ER, 1 BB, 0 K

- ★ Vanderbilt's lone senior -- wears the SEC Graduate patch on his right sleeve
- ★ Has not allowed a run in seven of his nine appearances including two straight
- ★ Has struck out at least one batter in seven outings including two on four occasions
- ★ Made 15 relief appearances during 2017 junior season (1-0, 6.41 ERA)
- ★ Limited opponents to a .229 average while striking out 21 in 2017
- ★ Pitched in 16 games going 9-0 with a 3.08 ERA at Dyersburg State in 2016
- ★ Rated the No. 2 left-handed high school pitching prospect in the state of Tennessee

31 ★ Justin Willis ★ Freshman**Overall: 0-0, 7.59 ERA • SEC: 0-0, 18.00 ERA, 2.0 IP • W/Runners: .304 (7-23)**

RHP ★ Memorial HS ★ West New York, N.J.

PITCHING CAREER HIGHS

Innings Pitched: _____ 3.2, vs. Louisville (5/1/18)
 Strikeouts: _____ 2, 2x, last at Mississippi State (3/17/18)
 Hits Allowed: _____ 4, vs. Louisville (5/1/18)
 Walks Allowed: _____ 1, 5x, last at Auburn (5/5/18)
 Runs Allowed: _____ 3, vs. Belmont (3/21/18)

LAST TIME OUT: May 5 at Auburn - 1.0 IP, 2 H, 2 R, 2 ER, 1 BB, 1 K

- ★ Did not allow an earned run in his first four collegiate appearances
- ★ Did not permit a hit in three of his first four collegiate appearances
- ★ Has made 10 appearances on the season, tossing 10.2 innings
- ★ Lettered two years at St. Joseph High School and two years at Memorial High School
- ★ Named Rawlings-Perfect Game Honorable Mention All-American
- ★ Father played Division III baseball at Stevens Institute

6 ★ Justin Wilson ★ Redshirt Sophomore**Overall: 0-0, 2.84 ERA • SEC: 0-0, 18.00 ERA, 1.0 IP • W/Runners: .125 (1-8)**

RHP ★ Vol State CC ★ Murfreesboro, Tenn.

PITCHING CAREER HIGHS

Innings Pitched: _____ 1.0, 6x, last vs. Middle Tennessee (5/15/18)
 Strikeouts: _____ 3, vs. UMass-Lowell (2/24/18)
 Hits Allowed: _____ 1, 2x, last vs. Eastern Kentucky (3/14/18)
 Walks Allowed: _____ 2, at Long Beach State (3/7/18)
 Runs Allowed: _____ 1, 2x, last vs. Eastern Kentucky (3/14/18)

LAST TIME OUT: May 15 vs. Middle Tenn. - 1.0 IP, 0 H, 0 R, 0 ER, 0 BB, 1 K

- ★ Made his first appearance since March 31 on May 15 against Middle Tennessee
- ★ Has not allowed a run in five of his seven appearances
- ★ Tossed three scoreless outings in his first three appearances of Vanderbilt career
- ★ Missed 2017 season while recovering from elbow surgery
- ★ Went 2-1 with a 2.51 ERA on the mound in eight games at Vol State C.C. during 2016
- ★ Dad raced against Dale Earnhardt in NASCAR and brother Austin races in Nashville
- ★ Team captain as a senior at Oakland HS in Murfreesboro, Tenn.

TEAM GAME HIGHS

BATTING

At bats:.....	42	vs Austin Peay (Feb 27, 2018)
Runs scored:.....	21	vs Middle Tennessee (May 15, 2018)
Hits:.....	19	vs Austin Peay (Feb 27, 2018)
RBI's:.....	17	vs Austin Peay (Feb 27, 2018)
Doubles:.....	5	vs UMass-Lowell (Feb 23, 2018)
Triples:.....	2	vs South Carolina (Apr 29, 2018)
Home runs:.....	3	vs UMass-Lowell (Feb 24, 2018)
.....	3	vs Austin Peay (Feb 27, 2018)
.....	3	at Tennessee (May 11, 2018)
Total bases:.....	32	vs Austin Peay (Feb 27, 2018)
Walks:.....	19	vs Middle Tennessee (May 15, 2018)
Strikeouts:.....	16	at Florida (Mar 30, 2018)
Sac hits:.....	3	at Mississippi State (Mar 16, 2018)
Sac flies:.....	2	at Auburn (May 5, 2018)
Stolen bases:.....	7	vs UMass-Lowell (Feb 25, 2018)
Hit by pitch:.....	4	vs TCU (Mar 11, 2018)
.....	4	vs South Carolina (Apr 29, 2018)
Caught stealing:.....	2	(4 times)
Runners LOB:.....	14	vs UMass-Lowell (Feb 23, 2018)
Hit into DP:.....	2	(6 times)

FIELDING

Putouts:.....	28	vs Sam Houston State (Mar 02, 2018)
Assists:.....	18	vs Kentucky (May 17, 2018)
Errors:.....	3	at Mississippi State (Mar 17, 2018)
.....	3	vs Georgia (Apr 05, 2018)
Passed balls:.....	1	(6 times)
DPs turned:.....	3	vs LSU (Mar 24, 2018)
.....	3	vs Texas A&M (May 22, 2018)

PITCHING

Innings pitched:.....	9.1	vs Sam Houston State (Mar 02, 2018)
Runs allowed:.....	14	at Auburn (May 06, 2018)
Earned runs:.....	13	at Auburn (May 06, 2018)
Walks allowed:.....	9	at Florida (Apr 01, 2018)
.....	9	at Auburn (May 06, 2018)
Strikeouts:.....	14	at Mississippi State (Mar 17, 2018)
Hits allowed:.....	14	vs Ole Miss (Apr 13, 2018)
.....	14	vs Tennessee Tech (May 08, 2018)
Doubles allowed:.....	5	vs Houston (Mar 04, 2018)
Triples allowed:.....	1	(7 times)
Homers allowed:.....	4	vs Sam Houston State (Mar 02, 2018)
Wild pitches:.....	4	at Florida (Mar 30, 2018)
.....	4	at Florida (Apr 01, 2018)
.....	4	vs Ole Miss (Apr 13, 2018)
Hit batters:.....	4	vs Duke (Feb 16, 2018)

INDIVIDUAL GAME HIGHS

BATTING

At bats:.....	6	(5 times)
Runs scored:.....	3	(15 times)
Hits:.....	4	(4 times)
RBI's:.....	7	Ethan Paul vs UMass-Lowell (Feb 24, 2018)
Doubles:.....	2	(9 times)
Triples:.....	1	(11 times)
Home runs:.....	2	J. Gonzalez vs UMass-Lowell (Feb 24, 2018)
.....	2	Ethan Paul vs Evansville (Apr 17, 2018)
.....	2	Stephen Scott at Tennessee (May 11, 2018)
Total bases:.....	11	J. Gonzalez vs UMass-Lowell (Feb 24, 2018)
Walks:.....	4	Philip Clarke vs UMass-Lowell (Feb 23, 2018)
Strikeouts:.....	4	Julian Infante vs UMass-Lowell (Feb 23, 2018)
.....	4	Austin Martin vs Indiana State (Feb 28, 2018)
Sac hits:.....	2	A. Martin at Mississippi State (Mar 16, 2018)
Sac flies:.....	1	(12 times)
Stolen bases:.....	3	Austin Martin vs Presbyterian (Feb 21, 2018)
Hit by pitch:.....	2	A. Martin vs UMass-Lowell (Feb 24, 2018)
.....	2	Ethan Paul vs. Ole Miss (Apr 15, 2018)
Caught stealing:.....	1	(21 times)
Runners LOB:.....	7	J. Infante vs UMass-Lowell (Feb 23, 2018)

FIELDING

Putouts:.....	16	Julian Infante vs Kentucky (May 17, 2018)
Assists:.....	9	Connor Kaiser vs Kentucky (May 17, 2018)
Errors:.....	2	Stephen Scott vs Georgia (Apr 05, 2018)
Passed balls:.....	1	(6 times)

PITCHING

Innings pitched:.....	7.1	Drake Fellows vs Kentucky (May 17, 2018)
Runs allowed:.....	7	Drake Fellows vs South Carolina (Apr 27, 2018)
.....	7	Patrick Raby at Auburn (May 5, 2018)
Earned runs:.....	7	Patrick Raby at Auburn (May 5, 2018)
.....	6	Drake Fellows vs. South Carolina (Apr 27, 2018)
Walks allowed:.....	6	Mason Hickman at Tennessee (May 13, 2018)
Strikeouts:.....	10	Chandler Day vs Georgia (Apr 06, 2018)
Hits allowed:.....	8	Mason Hickman at Florida (Apr 01, 2018)
.....	8	Drake Fellows vs Ole Miss (Apr 13, 2018)
Doubles allowed:.....	3	Mason Hickman vs Houston (Mar 04, 2018)
.....	3	Mason Hickman at Florida (Apr 01, 2018)
Triples allowed:.....	1	(7 times)
Homers allowed:.....	3	Mason Hickman vs Kentucky (May 19, 2018)
Wild pitches:.....	3	Maddux Conger vs Austin Peay (Feb 27, 2018)
Hit batters:.....	2	(5 times)

2018 SEASON RESULTS

Record: 31-25 Home: 22-9 Away: 7-11 Neutral: 2-5 SEC: 16-14

DATE	OPPONENT		SCORE		R-H-E	R-H-E	INNS	OVERALL	SEC	PITCHER OF RECORD	ATTEND	TIME
Feb 16, 2018	#25 DUKE	W	9-1		9-15-1	1-3-0	9	1-0-0	0-0-0	Gillis (W 1-0)	2587	3:32
Feb 17, 2018	#25 DUKE		4-5	L	4-9-0	5-9-3	9	1-1-0	0-0-0	Raby (L 0-1)	2533	3:07
Feb 18, 2018	#25 DUKE	W	9-1		9-13-0	1-6-1	9	2-1-0	0-0-0	Hickman (W 1-0)	3076	3:06
Feb 20, 2018	PRESBYTERIAN	W	7-1		7-12-0	1-5-1	9	3-1-0	0-0-0	Conger (W 1-0)	2531	2:52
Feb 21, 2018	PRESBYTERIAN	W	15-2		15-11-1	2-6-4	9	4-1-0	0-0-0	Eder (W 1-0)	2420	3:21
Feb 23, 2018	UMASS-LOWELL	W	15-0		15-13-0	0-4-1	9	5-1-0	0-0-0	Fellows (W 1-0)	2599	3:37
Feb 24, 2018	UMASS-LOWELL	W	15-2		15-16-0	2-11-1	9	6-1-0	0-0-0	Gillis (W 2-0)	2579	3:14
Feb 25, 2018	UMASS-LOWELL	W	9-2		9-11-0	2-4-1	9	7-1-0	0-0-0	T. Brown (W 1-0)	2561	3:02
Feb 27, 2018	AUSTIN PEAY	W	19-6		19-19-2	6-6-1	9	8-1-0	0-0-0	Hickman (W 2-0)	2540	2:37
Feb 28, 2018	INDIANA STATE	W	8-5		5-5-5	8-9-8	9	9-1-0	0-0-0	A. Brown (W 1-0)	2427	2:50
Mar 02, 2018	Sam Houston State		6-7	L	6-9-0	7-9-1	(10)	9-2-0	0-0-0	T. Brown (L 1-1)	4972	3:17
Mar 03, 2018	Louisiana		0-3	L	0-5-0	3-7-0	9	9-3-0	0-0-0	Raby (L 0-2)	6796	2:53
Mar 04, 2018	vs. #24 Houston	W	9-4		9-7-0	4-12-2	9	10-3-0	0-0-0	Hickman (W 3-0)	5414	3:28
Mar 07, 2018	at Long Beach State		3-4	L	3-9-1	4-4-1	9	10-4-0	0-0-0	King (L 0-1)	1712	3:30
Mar 09, 2018	at #11 UCLA	W	6-3		6-4-0	3-9-2	9	11-4-0	0-0-0	Fellows (W 2-0)	1215	3:17
Mar 11, 2018	vs. #8 TCU	W	7-4		7-9-0	4-9-0	9	12-4-0	0-0-0	Raby (W 1-2)	1109	3:26
Mar 14, 2018	EASTERN KY.		5-6	L	5-10-1	6-7-1	9	12-5-0	0-0-0	Eder (L 1-1)	2668	3:45
Mar 16, 2018	at #19 Mississippi State*	W	5-0		5-10-0	0-5-3	9	13-5-0	1-0-0	Fellows (W 3-0)	4860	3:01
Mar 17, 2018	at #19 Mississippi State*	W	10-1		10-16-4	1-7-2	9	14-5-0	2-0-0	Raby (W 2-2)	6218	3:53
Mar 18, 2018	at #19 Mississippi State*	W	4-3		4-6-0	3-6-3	9	15-5-0	3-0-0	Hickman (W 4-0)	4569	3:24
Mar 21, 2018	vs. Belmont		5-8	L	5-8-2	8-8-3	9	15-6-0	3-0-0	Eder (L 1-2)	1006	3:47
Mar 23, 2018	#19 LSU*	W	4-2		4-7-0	2-8-1	9	16-6-0	4-0-0	Fellows (W 4-0)	3136	3:15
Mar 24, 2018	#19 LSU*		2-6	L	2-7-0	6-11-0	9	16-7-0	4-1-0	Raby (L 2-3)	3211	3:54
Mar 25, 2018	#19 LSU*	W	1-0		1-4-1	0-2-0	7	17-7-0	5-1-0	Hickman (W 5-0)	3399	1:35
Mar 27, 2018	vs. Lipscomb		1-5	L	1-1-0	5-9-0	9	17-8-0	5-1-0	Eder (L 1-3)	1495	3:17
Mar 30, 2018	at #2 Florida*		4-8	L	4-5-2	8-8-1	9	17-9-0	5-2-0	Fellows (L 4-1)	3781	3:05
Mar 31, 2018	at #2 Florida*		2-10	L	2-6-0	10-12-1	9	17-10-0	5-3-0	Raby (L 2-4)	4835	3:18
Apr 01, 2018	at #2 Florida*		2-8	L	2-5-0	8-10-0	9	17-11-0	5-4-0	Hickman (L 5-1)	3736	3:15
Apr 03, 2018	at Middle Tennessee		3-4	L	3-6-0	4-9-0	7	17-12-0	5-4-0	T. Brown (L 1-2)	1528	3:17
Apr 05, 2018	#16 GEORGIA*		2-3	L	2-9-3	3-8-0	9	17-13-0	5-5-0	King (L 0-2)	2950	3:48
Apr 06, 2018	#16 GEORGIA*	W	5-3		5-7-0	3-10-0	9	18-13-0	6-5-0	Day (W 1-0)	2787	3:01
Apr 07, 2018	#16 GEORGIA*	W	8-3		8-12-0	3-7-2	9	19-13-0	7-5-0	Hickman (W 6-1)	2853	3:24
Apr 10, 2018	WESTERN KENTUCKY	W	3-2		3-6-1	2-3-0	9	20-13-0	7-5-0	Fisher (W 1-0)	2525	2:58
Apr 13, 2018	#5 OLE MISS*		3-11	L	3-7-0	11-14-0	9	20-14-0	7-6-0	Fellows (L 4-2)	3584	3:12
Apr 15, 2018	#5 OLE MISS*	W	8-7		8-8-0	7-7-1	(8)	21-14-0	8-6-0	Gillis (W 3-0)	3030	3:08
Apr 15, 2018	#5 OLE MISS*	W	8-7		8-7-1	7-11-0	7	22-14-0	9-6-0	Fisher (W 2-0)	3056	2:41
Apr 17, 2018	EVANSVILLE	W	6-1		6-6-0	1-4-1	9	23-14-0	9-6-0	Schaller (W 1-0)	2567	2:44
Apr 19, 2018	at Missouri*		1-2	L	1-7-2	2-4-0	9	23-15-0	9-7-0	Fellows (L 4-3)	780	2:41
Apr 20, 2018	at Missouri*		1-3	L	1-6-1	3-4-1	9	23-16-0	9-8-0	King (L 0-3)	2312	3:26
Apr 21, 2018	at Missouri*	W	6-2		6-12-1	2-6-1	9	24-16-0	10-8-0	Hickman (W 7-1)	3146	2:55
Apr 27, 2018	SOUTH CAROLINA*		7-8	L	7-8-2	8-10-0	9	24-17-0	10-9-0	T. Brown (L 1-3)	2895	3:24
Apr 28, 2018	SOUTH CAROLINA*	W	8-1		8-9-0	1-9-0	9	25-17-0	11-9-0	Raby (W 3-4)	3166	3:07
Apr 29, 2018	SOUTH CAROLINA*		9-10	L	9-10-1	10-13-1	9	25-18-0	11-10-0	Day (L 1-1)	3158	3:33
May 01, 2018	LOUISVILLE		4-8	L	4-6-1	8-11-1	9	25-19-0	11-10-0	Eder (L 1-4)	2791	3:26
May 04, 2018	at Auburn*		1-4	L	1-4-1	4-6-0	9	25-20-0	11-11-0	Fellows (L 4-4)	3599	2:21
May 05, 2018	at Auburn*		5-11	L	5-8-0	11-13-0	9	25-21-0	11-12-0	Raby (L 3-5)	3648	3:08
May 06, 2018	at Auburn*		0-14	L	0-2-1	14-13-0	9	25-22-0	11-13-0	Hickman (L 7-2)	3332	3:10
May 08, 2018	TENNESSEE TECH		4-6	L	4-10-1	6-14-1	9	25-23-0	11-13-0	Schaller (L 1-1)	2865	3:53
May 11, 2018	at Tennessee*	W	7-6		7-10-1	6-5-0	9	26-23-0	12-13-0	Fellows (W 5-4)	2309	3:18
May 12, 2018	at Tennessee*	W	7-2		7-13-0	2-8-1	9	27-23-0	13-13-0	Raby (W 4-5)	2245	3:10
May 13, 2018	at Tennessee*		7-8	L	7-9-0	8-8-1	9	27-24-0	13-14-0	Gillis (L 3-1)	1521	2:58
May 15, 2018	MIDDLE TENNESSEE	W	21-4		21-15-0	4-7-2	9	28-24-0	13-14-0	Conger (W 2-0)	2672	3:51
May 17, 2018	#19 KENTUCKY*	W	8-1		8-12-0	1-4-2	9	29-24-0	14-14-0	Fellows (W 6-4)	3018	3:16
May 18, 2018	#19 KENTUCKY*	W	5-1		5-6-1	1-5-0	9	30-24-0	15-14-0	King (W 1-3)	2894	3:10
May 19, 2018	#19 KENTUCKY*	W	9-6		9-9-0	6-10-0	9	31-24-0	16-14-0	Gillis (W 4-1)	3027	3:26
May 22, 2018	vs. Texas A&M		1-3	L	1-8-1	3-9-0	9	31-25-0	16-14-0	T. Brown (L 1-4)	--	3:04

* = Conference game

() extra inning game

GAME-BY-GAME OFFENSIVE STATISTICS

DATE	OPPONENT	AB	R	H	RBI	2B	3B	HR	TB	BB	IBB	SB	CS	HBP	SAC	SF	GDP	K	PO	A	E	LOB	AVG.
Feb 16	#25 DUKE	37	9	15	8	2	0	0	17	3	0	2	0	1	0	1	1	3	27	11	1	9	.405
Feb 17	#25 DUKE	36	4	9	3	3	0	1	15	2	0	1	0	1	0	0	1	11	27	7	0	8	.329
Feb 18	#25 DUKE	36	9	13	8	1	0	1	17	5	0	2	0	1	1	0	1	6	27	8	0	10	.339
Feb 20	PRESBYTERIAN	34	7	12	6	4	0	1	19	4	0	2	1	1	0	0	1	5	27	11	0	8	.343
Feb 21	PRESBYTERIAN	39	15	11	10	3	1	1	19	10	0	6	0	1	0	0	0	4	27	9	1	11	.330
Feb 23	UMASS-LOWELL	36	15	13	14	5	0	1	21	14	0	1	0	2	0	1	0	13	27	11	0	14	.335
Feb 24	UMASS-LOWELL	39	15	16	14	3	0	3	28	6	0	4	0	3	1	0	0	12	27	6	0	10	.346
Feb 25	UMASS-LOWELL	33	9	11	8	0	1	1	16	9	0	7	0	0	0	0	2	4	27	12	0	9	.345
Feb 27	AUSTIN PEAY	42	19	19	17	4	0	3	32	9	0	5	1	1	0	0	0	9	27	11	2	9	.358
Feb 28	INDIANA STATE	32	8	9	8	4	0	2	19	3	0	0	0	0	0	1	0	11	27	6	1	4	.352
Mar 02	vs. Sam Houston St.	36	6	9	6	3	0	0	12	3	0	0	0	0	0	0	2	12	28	7	0	3	.343
Mar 03	vs. Louisiana	32	0	5	0	0	0	0	5	4	0	0	0	0	0	0	0	7	24	10	0	9	.329
Mar 04	vs #24 Houston	31	9	7	8	2	0	1	12	10	0	2	0	3	0	0	1	8	27	5	0	11	.322
Mar 07	at Long Beach State	31	3	9	3	0	0	1	12	4	0	0	2	0	0	0	1	10	24	12	1	5	.320
Mar 09	at #11 UCLA	29	6	4	6	1	0	1	8	9	0	0	0	0	2	1	1	4	27	7	0	8	.310
Mar 11	vs. #8 TCU	36	7	9	5	1	0	0	10	3	1	2	0	4	0	0	0	12	27	9	0	9	.306
Mar 14	EASTERN KY.	37	5	10	5	0	1	0	12	5	0	0	0	3	0	0	1	9	27	7	1	13	.304
Mar 16	at #19 Mississippi St.	34	5	10	2	3	1	0	15	2	0	0	0	1	3	0	1	10	27	8	0	8	.303
Mar 17	at #19 Mississippi St.	39	10	16	8	3	0	0	19	4	0	2	2	0	1	0	2	13	27	9	3	7	.309
Mar 18	at #19 Mississippi St.	35	4	6	2	2	0	0	8	7	2	2	0	2	0	0	1	11	27	8	0	13	.303
Mar 21	vs Belmont	37	5	8	2	0	0	0	8	6	0	2	1	1	0	0	0	12	27	11	2	12	.298
Mar 23	#19 LSU	32	4	7	4	1	0	2	14	4	0	6	0	0	0	0	0	11	27	14	0	8	.295
Mar 24	#19 LSU	33	2	7	2	1	0	0	8	2	0	0	0	2	0	0	0	7	27	13	0	8	.292
Mar 25	LSU	21	1	4	0	1	0	0	5	1	0	1	0	0	1	0	0	8	21	7	1	4	.289
Mar 27	vs Lipscomb	25	1	1	1	0	0	0	1	9	0	3	1	1	0	1	0	10	24	8	0	8	.282
Mar 30	at #2 Florida	34	4	5	4	1	0	2	12	1	0	0	0	1	0	0	0	16	24	6	2	5	.277
Mar 31	at #2 Florida	34	2	6	2	1	0	1	10	4	0	2	0	0	0	0	0	10	24	4	0	9	.273
Apr 01	at #2 Florida	30	2	5	2	0	0	1	8	1	0	0	0	2	2	0	0	10	24	6	0	6	.269
Apr 03	at Middle Tennessee	25	3	6	3	2	0	1	11	3	0	0	2	2	0	0	0	6	21	6	0	6	.269
Apr 05	#16 GEORGIA	32	2	9	2	3	0	0	12	4	0	4	1	2	1	1	0	6	27	13	3	11	.269
Apr 06	#16 GEORGIA	30	5	7	5	2	0	1	12	4	0	2	1	1	0	0	0	10	27	2	0	6	.268
Apr 07	#16 GEORGIA	36	8	12	8	2	0	1	17	5	0	4	0	0	0	0	0	10	27	9	0	9	.270
Apr 10	WESTERN KENTUCKY	30	3	6	3	1	0	2	13	6	0	1	0	2	0	0	0	8	27	8	1	11	.268
Apr 13	#5 OLE MISS	31	3	7	2	0	1	0	9	3	0	0	2	0	0	0	0	9	27	12	0	4	.267
Apr 15	#5 OLE MISS	27	8	8	6	3	0	1	14	4	1	5	1	3	1	0	0	7	24	8	0	4	.268
Apr 15	#5 OLE MISS	23	8	7	8	1	1	2	16	2	0	0	0	1	1	1	0	12	21	8	1	2	.269
Apr 17	EVANSVILLE	29	6	6	6	1	0	2	13	3	0	0	1	2	1	0	0	7	27	11	0	5	.267
Apr 19	at Missouri	33	1	7	1	2	0	0	9	2	0	1	0	0	0	0	0	14	24	11	2	7	.266
Apr 20	at Missouri	32	1	6	1	0	0	0	6	4	0	2	0	1	1	0	1	9	24	8	1	10	.264
Apr 21	at Missouri	37	6	12	6	1	1	0	15	3	0	3	1	0	0	1	0	12	27	9	1	8	.265
Apr 27	SOUTH CAROLINA	33	7	8	6	2	1	2	18	4	0	2	1	0	1	0	0	6	27	7	2	4	.265
Apr 28	SOUTH CAROLINA	33	8	9	8	0	0	1	12	2	0	2	0	0	0	0	0	11	27	10	0	3	.265
Apr 29	SOUTH CAROLINA	35	9	10	8	4	2	0	18	6	0	5	1	4	0	0	0	5	27	9	1	9	.266
May 01	LOUISVILLE	31	4	6	4	1	0	1	10	6	0	1	0	1	0	0	1	10	27	7	1	7	.264
May 04	at Auburn	30	1	4	1	0	0	1	7	0	0	1	1	0	0	0	1	15	24	6	1	2	.261
May 05	at Auburn	31	5	8	5	3	0	1	14	5	0	0	0	0	0	2	0	8	24	8	0	6	.261
May 06	at Auburn	29	0	2	0	0	0	0	2	0	0	0	0	0	0	0	0	10	24	5	1	2	.258
May 08	#23 TENNESSEE TECH	38	4	10	4	4	0	1	17	8	0	1	0	1	0	0	0	13	27	9	1	16	.258
May 11	at Tennessee	34	7	10	7	3	0	3	22	7	1	4	0	2	0	0	2	5	27	9	1	9	.259
May 12	at Tennessee	40	7	13	6	2	1	1	20	2	0	0	0	1	0	0	0	7	27	9	0	9	.260
May 13	at Tennessee	33	7	9	6	2	0	1	14	2	0	0	1	2	0	1	0	3	24	4	0	4	.260
May 15	MIDDLE TENNESSEE	39	21	15	16	2	0	1	20	19	0	1	0	0	0	0	1	8	27	7	0	13	.263
May 17	#19 KENTUCKY	34	8	12	8	3	0	1	18	5	0	2	0	1	1	0	1	11	27	18	0	9	.265
May 18	#19 KENTUCKY	29	5	6	5	1	0	2	13	4	0	0	0	2	0	0	0	9	27	10	1	6	.264
May 19	#19 KENTUCKY	31	9	9	7	2	0	2	17	4	0	1	0	2	0	1	1	9	27	10	0	5	.264
May 22	vs Texas A&M	34	1	8	1	1	0	0	9	1	0	0	0	1	0	0	0	8	27	14	1	8	.264
Totals		1849	343	488	301	97	11	51	760	262	5	94	21	62	18	12	23	506	1456	490	34	433	.264

VANDERBILT BIG INNINGS (FOUR-PLUS RUNS)

VANDERBILT (21)

Date	Opponent	Inning	Runs	Result	Date	Opponent	Inning	Runs	Result	Date	Opponent	Inning	Runs	Result
2/16	#25 Duke	5	5	W, 9-1	2/27	Austin Peay	4	8	W, 19-6	3/18	at #19 Mississippi St.	5	4	W, 4-3
2/18	#25 Duke	6	5	W, 9-1	2/27	Austin Peay	8	4	W, 19-6	4/07	#16 Georgia	5	4	W, 8-3
2/20	Presbyterian	7	4	W, 7-1	2/28	Indiana State	6	4	W, 8-5	4/28	South Carolina	2	6	W, 8-1
2/21	Presbyterian	8	6	W, 15-2	3/02	vs. Sam Houston St.	5	4	L, 7-6 (10)	4/30	South Carolina	2	4	L, 10-9
2/23	UMass-Lowell	4	5	W, 15-0	3/04	vs. #24 Houston	1	4	W, 9-4	5/13	at Tennessee	4	6	L, 8-7
2/23	UMass-Lowell	8	5	W, 15-0	3/14	Eastern Kentucky	9	4	L, 6-5	5/15	Middle Tennessee	3	14	W, 21-4
2/24	UMass-Lowell	5	10	W, 15-2	3/17	at #19 Mississippi St.	8	7	W, 10-1	5/19	#19 Kentucky	7	6	W, 9-6

GAME-BY-GAME PITCHING STATISTICS

Date	Opponent	IP	H	R	ER	BB	SO	2B	3B	HR	WP	BK	HBP	DP	IBB	Score	W	L	SV	ERA
Feb 16	#25 DUKE	9.0	3	1	1	5	9	1	0	0	0	1	4	1	0	9-1	1	0	0	1.00
Feb 17	#25 DUKE	9.0	9	5	5	1	13	2	0	1	0	0	2	1	0	4-5	1	1	0	3.00
Feb 18	#25 DUKE	9.0	6	1	1	4	13	1	0	0	1	1	1	2	0	9-1	2	1	0	2.33
Feb 20	PRESBYTERIAN	9.0	5	1	1	2	7	1	0	0	0	0	1	1	0	7-1	3	1	0	2.00
Feb 21	PRESBYTERIAN	9.0	6	2	1	1	9	1	0	0	1	0	1	2	0	15-2	4	1	0	1.80
Feb 23	UMASS-LOWELL	9.0	4	0	0	2	11	0	0	0	0	0	1	1	0	15-0	5	1	0	1.50
Feb 24	UMASS-LOWELL	9.0	11	2	2	1	13	2	0	0	2	0	1	2	0	15-2	6	1	0	1.57
Feb 25	UMASS-LOWELL	9.0	4	2	2	1	12	0	0	0	0	0	1	0	0	9-2	7	1	0	1.62
Feb 27	AUSTIN PEAY	9.0	6	6	2	8	7	3	0	1	3	0	0	0	0	19-6	8	1	0	1.67
Feb 28	INDIANA STATE	9.0	5	5	5	2	9	0	0	3	0	0	1	0	0	8-5	9	1	0	2.00
Mar 02	vs. Sam Houston St.	9.1	9	7	7	3	12	0	0	4	0	0	1	0	0	6-7	9	2	0	2.45
Mar 03	vs. Louisiana	8.0	7	3	3	4	8	3	0	1	0	0	3	1	0	0-3	9	3	0	2.52
Mar 04	vs #24 Houston	9.0	12	4	4	0	9	5	0	1	2	0	0	0	0	9-4	10	3	0	2.63
Mar 07	at Long Beach State	8.0	4	4	4	7	8	0	0	0	2	0	0	0	0	3-4	10	4	0	2.75
Mar 09	at #11 UCLA	9.0	9	3	3	2	13	2	0	1	0	0	0	0	0	6-3	11	4	1	2.77
Mar 11	vs. #8 TCU	9.0	9	4	3	6	11	0	1	1	1	0	2	1	0	7-4	12	4	2	2.78
Mar 14	EASTERN KY.	9.0	7	6	5	6	12	2	0	0	1	0	1	0	0	5-6	12	5	2	2.91
Mar 16	at #19 Mississippi St.	9.0	5	0	0	7	10	0	0	0	1	0	0	2	0	5-0	13	5	3	2.75
Mar 17	at #19 Mississippi St.	9.0	8	1	1	2	14	1	0	1	0	0	2	0	0	10-1	14	5	3	2.66
Mar 18	at #19 Mississippi St.	9.0	6	3	3	3	10	1	0	0	1	1	0	0	0	4-3	15	5	4	2.67
Mar 21	vs Belmont	9.0	8	8	7	6	10	3	0	0	1	0	1	0	0	5-8	15	6	4	2.88
Mar 23	#19 LSU	9.0	8	2	2	4	8	0	1	0	0	0	1	2	0	4-2	16	6	5	2.84
Mar 24	#19 LSU	9.0	11	6	6	5	5	1	1	1	1	0	0	3	0	2-6	16	7	5	2.98
Mar 25	#19 LSU	7.0	2	0	0	2	9	0	0	0	0	0	0	0	0	1-0	17	7	5	2.88
Mar 27	vs Lipscomb	8.0	9	5	5	4	12	1	1	1	0	0	2	0	0	1-5	17	8	5	2.98
Mar 30	at #2 Florida	8.0	8	8	7	6	10	2	0	1	4	0	1	0	0	4-8	17	9	5	3.15
Mar 31	at #2 Florida	8.0	12	10	10	5	6	3	0	1	0	0	1	0	0	2-10	17	10	5	3.43
Apr 01	at #2 Florida	8.0	10	8	8	9	8	3	0	3	4	0	1	2	0	2-8	17	11	5	3.61
Apr 03	at Middle Tennessee	7.0	9	4	4	4	7	1	0	1	1	0	0	0	0	3-4	17	12	5	3.65
Apr 05	#16 GEORGIA	9.0	8	3	2	4	9	1	0	0	0	0	0	2	1	2-3	17	13	5	3.60
Apr 06	#16 GEORGIA	9.0	10	3	3	2	12	0	0	0	1	0	1	0	0	5-3	18	13	5	3.58
Apr 07	#16 GEORGIA	9.0	7	3	3	2	10	2	1	0	0	0	0	0	0	8-3	19	13	6	3.56
Apr 10	WESTERN KENTUCKY	9.0	3	2	0	5	12	0	0	0	0	0	1	0	0	3-2	20	13	7	3.45
Apr 13	#5 OLE MISS	9.0	14	11	11	8	9	1	1	1	4	0	2	0	0	3-11	20	14	7	3.67
Apr 15	#5 OLE MISS	8.0	7	7	7	2	3	2	0	1	0	0	2	1	0	8-7	21	14	7	3.79
Apr 15	#5 OLE MISS	7.0	11	7	7	2	8	3	0	1	1	0	0	1	0	8-7	22	14	8	3.90
Apr 17	EVANSVILLE	9.0	4	1	1	4	7	0	0	0	0	0	0	0	0	6-1	23	14	8	3.82
Apr 19	at Missouri	8.0	4	2	1	1	9	0	0	0	2	0	1	0	0	1-2	23	15	8	3.76
Apr 20	at Missouri	8.0	4	3	2	5	8	0	0	0	0	0	0	1	1	1-3	23	16	8	3.72
Apr 21	at Missouri	9.0	6	2	0	0	8	2	0	0	0	0	0	0	0	6-2	24	16	8	3.62
Apr 27	SOUTH CAROLINA	9.0	10	8	7	3	11	3	0	0	1	0	2	0	0	7-8	24	17	8	3.71
Apr 28	SOUTH CAROLINA	9.0	9	1	1	1	9	2	0	1	1	0	1	0	0	8-1	25	17	8	3.64
Apr 29	SOUTH CAROLINA	9.0	13	10	9	5	8	2	0	3	0	0	1	0	0	9-10	25	18	8	3.77
May 01	LOUISVILLE	9.0	11	8	8	7	8	4	1	0	1	0	0	0	0	4-8	25	19	8	3.87
May 04	at Auburn	8.0	6	4	4	2	6	0	0	2	0	1	0	1	0	1-4	25	20	8	3.88
May 05	at Auburn	8.0	13	11	11	7	7	1	0	2	2	1	0	1	0	5-11	25	21	8	4.05
May 06	at Auburn	8.0	13	14	13	9	5	1	0	2	2	1	1	0	0	0-14	25	22	8	4.26
May 08	#23 TENNESSEE TECH	9.0	14	6	4	1	10	4	0	0	0	0	1	1	0	4-6	25	23	8	4.26
May 11	at Tennessee	9.0	5	6	5	5	11	0	0	2	2	0	0	2	0	7-6	26	23	9	4.27
May 12	at Tennessee	9.0	8	2	2	4	8	2	0	0	1	0	1	0	0	7-2	27	23	9	4.23
May 13	at Tennessee	8.0	8	8	8	6	9	3	0	1	0	0	3	0	0	7-8	27	24	9	4.31
May 15	MIDDLE TENNESSEE	9.0	7	4	4	4	11	0	0	0	0	0	0	0	0	21-4	28	24	9	4.31
May 17	#19 KENTUCKY	9.0	4	1	1	1	9	1	0	0	2	0	0	0	0	8-1	29	24	9	4.24
May 18	#19 KENTUCKY	9.0	5	1	1	5	9	2	0	0	2	0	1	0	0	5-1	30	24	10	4.18
May 19	#19 KENTUCKY	9.0	10	6	6	3	8	1	0	3	1	0	1	1	0	9-6	31	24	11	4.21
May 22	vs Texas A&M	9.0	9	3	2	2	6	1	0	0	3	0	2	3	0	1-3	31	25	11	4.17
Totals		485.1	435	248	225	212	515	77	7	41	52	6	50	35	2	343-248	31	25	11	4.17

OPPONENT BIG INNINGS (FOUR-PLUS RUNS)

OPPONENTS (13)

Date	Opponent	Inning	Runs	Result	Date	Opponent	Inning	Runs	Result
3/21	vs. Belmont	5	5	L, 8-5	4/27	South Carolina	6	6	L, 8-7
3/27	vs. Lipscomb	5	4	L, 5-1	5/01	Louisville	2	4	L, 8-4
3/30	at #2 Florida	7	5	L, 8-4	5/05	at Auburn	2	5	L, 11-5
3/31	at #2 Florida	7	7	L, 10-2	5/11	at Tennessee	7	4	W, 7-6
4/01	at #2 Florida	1	4	L, 8-2	5/15	Middle Tennessee	3	4	W, 21-4
4/15	#5 Ole Miss - G1	7	4	W, 8-7	5/19	#19 Kentucky	6	4	W, 9-6
4/15	#5 Ole Miss - G2	5	4	W, 8-7					

GAME-BY-GAME STARTERS BY POSITION

Date	Opponent	C	1B	2B	3B	SS	LF	CF	RF	DH
Feb 16	#25 DUKE	Scott	Infante	Paul	Gonzalez	Kaiser	Jones	DeMarco	Bleday	King
Feb 17	#25 DUKE	Clarke	Infante	Paul	Gonzalez	Kaiser	Jones	DeMarco	Bleday	Day
Feb 18	#25 DUKE	Scott	Infante	Paul	Gonzalez	Kaiser	Martin	Jones	DeMarco	Fellows
Feb 20	PRESBYTERIAN	Scott	Infante	Paul	Gonzalez	Kaiser	Jones	DeMarco	Ray	Martin
Feb 21	PRESBYTERIAN	Clarke	Infante	Paul	Gonzalez	Kaiser	Jones	DeMarco	Bleday	Martin
Feb 23	UMASS-LOWELL	Scott	Infante	Paul	Gonzalez	Kaiser	Martin	Jones	DeMarco	King
Feb 24	UMASS-LOWELL	Clarke	Infante	Paul	Gonzalez	Kaiser	Jones	DeMarco	Bleday	Martin
Feb 25	UMASS-LOWELL	Scott	Martin	Paul	Gonzalez	Kaiser	Jones	DeMarco	Bleday	Fellows
Feb 27	AUSTIN PEAY	Scott	Martin	Paul	Gonzalez	Kaiser	Grisanti	Jones	DeMarco	Day
Feb 28	INDIANA STATE	Clarke	Martin	Paul	Gonzalez	Kaiser	Jones	DeMarco	Bleday	T. Brown
Mar 02	vs. Sam Houston St.	Scott	Infante	Paul	Gonzalez	Kaiser	Jones	DeMarco	Bleday	Martin
Mar 03	vs. Louisiana	Clarke	Infante	Paul	Gonzalez	Kaiser	Grisanti	DeMarco	Bleday	Martin
Mar 04	vs. #24 Houston	Scott	Martin	Paul	Gonzalez	Kaiser	Grisanti	DeMarco	Bleday	Fellows
Mar 07	at Long Beach St.	Clarke	Infante	Paul	Gonzalez	Kaiser	Grisanti	DeMarco	Bleday	Scott
Mar 09	at #11 UCLA	Clarke	Infante	Paul	Gonzalez	Kaiser	Jones	DeMarco	Bleday	Grisanti
Mar 11	vs. #8 TCU	Scott	Infante	Paul	Gonzalez	Kaiser	Grisanti	DeMarco	Bleday	Martin
Mar 14	EASTERN KY.	Duvall	Infante	Paul	Gonzalez	Kaiser	Grisanti	DeMarco	Bleday	Martin
Mar 16	at #19 Mississippi St.	Clarke	Infante	Paul	Gonzalez	Kaiser	Grisanti	DeMarco	Bleday	Martin
Mar 17	at #19 Mississippi St.	Clarke	Infante	Paul	Gonzalez	Kaiser	Grisanti	DeMarco	Bleday	Martin
Mar 18	at #19 Mississippi St.	Scott	Infante	Paul	Gonzalez	Kaiser	Martin	DeMarco	Bleday	Fellows
Mar 21	vs. Belmont	Clarke	Infante	Paul	Gonzalez	Kaiser	Martin	DeMarco	Ray	Hickman
Mar 23	#19 LSU	Scott	Infante	Paul	Martin	Kaiser	Jones	DeMarco	Bleday	Clarke
Mar 24	#19 LSU	Clarke	Infante	Paul	Martin	Kaiser	Jones	DeMarco	Bleday	Fellows
Mar 25	#19 LSU	Scott	Infante	Paul	Martin	Kaiser	Jones	DeMarco	Bleday	Clarke
Mar 27	vs. Lipscomb	Scott	Infante	Paul	Martin	Kaiser	Jones	DeMarco	Bleday	Raby
Mar 30	at #2 Florida	Scott	Infante	Paul	Martin	Kaiser	Grisanti	Jones	DeMarco	Clarke
Mar 31	at #2 Florida	Clarke	Infante	Paul	Gonzalez	Kaiser	Martin	Jones	DeMarco	Scott
Apr 01	at #2 Florida	Scott	Infante	Paul	Gonzalez	Kaiser	Martin	Jones	DeMarco	Clarke
Apr 03	at MTSU	Duvall	Infante	Paul	Gonzalez	Kaiser	Martin	Jones	DeMarco	Clarke
Apr 05	#16 GEORGIA	Scott	Infante	Paul	Martin	Kaiser	Davis	Jones	DeMarco	Clarke
Apr 06	#16 GEORGIA	Scott	Martin	Paul	Gonzalez	Kaiser	Ray	Jones	DeMarco	Clarke
Apr 07	#16 GEORGIA	Scott	Martin	Paul	Ray	Kaiser	Davis	Jones	DeMarco	Clarke
Apr 10	WKU	Duvall	Martin	Paul	Ray	Kaiser	Scott	Jones	DeMarco	Clarke
Apr 13	#5 OLE MISS	Scott	Infante	Paul	Ray	Kaiser	Martin	Jones	DeMarco	Raby
Apr 15	#5 OLE MISS	Scott	Infante	Paul	Martin	Ray	Davis	Jones	DeMarco	Clarke
Apr 15	#5 OLE MISS	Duvall	Infante	Paul	Martin	Kaiser	Scott	Jones	DeMarco	Clarke
Apr 17	EVANSVILLE	Duvall	Infante	Paul	Gonzalez	Kaiser	Scott	Martin	DeMarco	Clarke
Apr 19	at Missouri	Scott	Martin	Paul	Gonzalez	Kaiser	Ray	Jones	DeMarco	Clarke
Apr 20	at Missouri	Duvall	Martin	Paul	Gonzalez	Kaiser	Scott	Jones	DeMarco	Clarke
Apr 21	at Missouri	Duvall	Infante	Paul	Ray	Kaiser	Scott	Martin	DeMarco	Clarke
Apr 27	SOUTH CAROLINA	Duvall	Infante	Paul	Ray	Kaiser	Scott	Martin	DeMarco	Clarke
Apr 28	SOUTH CAROLINA	Duvall	Infante	Paul	Ray	Kaiser	Martin	Jones	DeMarco	Clarke
Apr 29	SOUTH CAROLINA	Clarke	Infante	Paul	Ray	Kaiser	Martin	Jones	DeMarco	Duvall
May 01	LOUISVILLE	Duvall	Infante	Paul	Ray	Kaiser	Martin	Jones	DeMarco	Clarke
May 04	at Auburn	Duvall	Infante	Paul	Martin	Kaiser	Scott	Jones	DeMarco	Clarke
May 05	at Auburn	Duvall	Infante	Paul	Blaylock	Martin	Scott	Ray	DeMarco	Clarke
May 06	at Auburn	Scott	Infante	Paul	Blaylock	Gonzalez	Martin	Ray	DeMarco	Clarke
May 08	#23 TENN. TECH	Duvall	Blaylock	Paul	Gonzalez	Martin	Scott	DeMarco	Bleday	Clarke
May 11	at Tennessee	Scott	Martin	Paul	Gonzalez	Kaiser	DeMarco	Ray	Bleday	Clarke
May 12	at Tennessee	Scott	Martin	Paul	Gonzalez	Kaiser	DeMarco	Ray	Bleday	Clarke
May 13	at Tennessee	Scott	Martin	Paul	Gonzalez	Kaiser	DeMarco	Ray	Bleday	Clarke
May 15	MIDDLE TENNESSEE	Duvall	Martin	Paul	Gonzalez	Kaiser	Scott	DeMarco	Bleday	Clarke
May 17	#19 KENTUCKY	Scott	Infante	Paul	Ray	Kaiser	DeMarco	Martin	Bleday	Clarke
May 18	#19 KENTUCKY	Scott	Infante	Paul	Ray	Kaiser	DeMarco	Martin	Bleday	Clarke
May 19	#19 KENTUCKY	Scott	Infante	Paul	Gonzalez	Kaiser	DeMarco	Martin	Bleday	Clarke
May 22	vs. Texas A&M	Scott	Infante	Paul	Gonzalez	Kaiser	DeMarco	Martin	Bleday	Clarke

STARTERS BREAKDOWN

(Win-Loss record in parenthesis)

PITCHER:

Drake Fellows	14	(7-7)
Mason Hickman	12	(8-4)
Patrick Raby	11	(6-5)
Jake Eder	9	(3-6)
Chandler Day	3	(3-0)
Zach King	2	(1-1)
Reid Schaller	2	(1-1)
Tyler Brown	2	(1-1)
Jackson Gillis	1	(1-0)
Maddux Conger	1	(1-0)
Hugh Fisher	1	(1-0)

CATCHER:

Stephen Scott	29	(19-10)
Ty Duvall	14	(6-8)
Philip Clarke	13	(6-7)

FIRST BASE:

Julian Infante	42	(21-21)
Austin Martin	13	(10-3)
Garrett Blaylock	1	(0-1)

SECOND BASE:

Ethan Paul	56	(31-25)
------------	----	---------

THIRD BASE:

Jayson Gonzalez	35	(21-14)
Harrison Ray	10	(6-4)
Austin Martin	9	(4-5)
Garrett Blaylock	2	(0-2)

SHORTSTOP:

Connor Kaiser	53	(31-22)
Austin Martin	2	(0-2)
Jayson Gonzalez	1	(0-1)

LEFT FIELD:

Alonzo Jones	13	(9-4)
Austin Martin	12	(4-8)
Stephen Scott	10	(5-5)
Walker Grisanti	9	(5-4)
Pat DeMarco	7	(5-2)
Cooper Davis	3	(2-1)
Harrison Ray	2	(1-1)

CENTER FIELD:

Pat DeMarco	24	(15-9)
Alonzo Jones	20	(9-11)
Austin Martin	7	(5-2)
Harrison Ray	5	(2-3)

RIGHT FIELD:

JJ Bleday	29	(19-10)
Pat DeMarco	25	(11-14)
Harrison Ray	2	(1-1)

DESIGNATED HITTER:

Philip Clarke	30	(16-14)
Austin Martin	9	(6-3)
Drake Fellows	5	(4-1)
Chandler Day	2	(1-1)
Zach King	2	(2-0)
Stephen Scott	2	(0-2)
Patrick Raby	2	(0-2)
Walker Grisanti	1	(1-0)
Tyler Brown	1	(1-0)
Mason Hickman	1	(0-1)
Ty Duvall	1	(0-1)

STARTERS BREAKDOWN

(Win-Loss record in parenthesis)

LEADOFF:

Austin Martin	46	(24-22)
Walker Grisanti	7	(5-2)
Pat DeMarco	2	(1-1)
Philip Clarke	1	(1-0)

2ND SPOT:

Connor Kaiser	18	(10-8)
Ethan Paul	13	(5-8)
Philip Clarke	7	(4-3)
Alonzo Jones	6	(5-1)
Austin Martin	5	(4-1)
Stephen Scott	4	(2-2)
Pat DeMarco	2	(1-1)
Ty Duvall	1	(0-1)

3RD SPOT:

Ethan Paul	19	(13-6)
Pat DeMarco	15	(7-8)
Philip Clarke	15	(6-9)
JJ Bleday	6	(5-1)
Stephen Scott	1	(0-1)

CLEANUP:

Pat DeMarco	31	(19-12)
JJ Bleday	9	(6-3)
Julian Infante	5	(1-4)
Connor Kaiser	4	(3-1)
Philip Clarke	2	(1-1)
Ethan Paul	2	(0-2)
Mason Hickman	1	(0-1)
Jayson Gonzalez	1	(1-0)
Ty Duvall	1	(0-1)

5TH SPOT:

Philip Clarke	11	(7-4)
Connor Kaiser	10	(6-4)
Stephen Scott	9	(6-3)
Ethan Paul	6	(2-4)
JJ Bleday	6	(3-3)
Ty Duvall	5	(1-4)
Jayson Gonzalez	2	(1-1)
Zach King	2	(2-0)
Chandler Day	1	(1-0)
Drake Fellows	1	(1-0)
Julian Infante	1	(1-0)
Patrick Raby	1	(0-1)
Harrison Ray	1	(0-1)

6TH SPOT:

Connor Kaiser	14	(8-6)
Jayson Gonzalez	10	(5-5)
Ethan Paul	7	(4-3)
Pat DeMarco	6	(3-3)
Stephen Scott	6	(3-3)
Harrison Ray	4	(2-2)
Julian Infante	3	(3-0)
Philip Clarke	3	(2-1)
Drake Fellows	1	(1-0)
Patrick Raby	1	(0-1)
JJ Bleday	1	(0-1)

7TH SPOT:

Stephen Scott	15	(8-7)
Jayson Gonzalez	9	(6-3)
JJ Bleday	7	(5-2)
Ethan Paul	6	(5-1)
Julian Infante	5	(2-3)
Philip Clarke	3	(0-3)
Alonzo Jones	3	(1-2)
Drake Fellows	2	(2-0)
Connor Kaiser	2	(1-1)
Harrison Ray	2	(1-1)
Ty Duvall	2	(0-1)
Walker Grisanti	1	(0-1)

8TH SPOT:

Harrison Ray	9	(6-3)
Julian Infante	8	(3-5)
Jayson Gonzalez	7	(4-3)
Alonzo Jones	7	(2-5)
Stephen Scott	5	(4-1)
Connor Kaiser	5	(3-2)
Ty Duvall	5	(4-1)
Ethan Paul	3	(2-1)
Garrett Blaylock	2	(0-2)
Philip Clarke	1	(1-0)
Cooper Davis	1	(0-1)
Walker Grisanti	1	(1-0)
Drake Fellows	1	(0-1)
Tyler Brown	1	(1-0)

9TH SPOT:

Julian Infante	20	(11-9)
Alonzo Jones	17	(10-7)
Jayson Gonzalez	7	(4-3)
Harrison Ray	3	(1-2)
Cooper Davis	2	(2-0)
Ty Duvall	2	(1-1)
Chandler Day	1	(0-1)
Austin Martin	1	(1-0)
Walker Grisanti	1	(0-1)
Stephen Scott	1	(1-0)
Garrett Blaylock	1	(0-1)

GAME-BY-GAME BATTING ORDER

Date	Opponent	1	2	3	4	5	6	7	8	9
Feb 16	#25 DUKE	DeMarco	Kaiser	Paul	Infante	King	Gonzalez	Bleday	Jones	Scott
Feb 17	#25 DUKE	DeMarco	Kaiser	Paul	Infante	Clarke	Gonzalez	Bleday	Jones	Day
Feb 18	#25 DUKE	Martin	Kaiser	Paul	DeMarco	Scott	Infante	Fellows	Gonzalez	Jones
Feb 20	PRESBYTERIAN	Martin	Kaiser	Paul	DeMarco	Infante	Scott	Gonzalez	Ray	Jones
Feb 21	PRESBYTERIAN	Martin	Kaiser	Paul	DeMarco	Clarke	Infante	Bleday	Gonzalez	Jones
Feb 23	UMASS-LOWELL	Martin	Kaiser	Paul	DeMarco	King	Infante	Scott	Gonzalez	Jones
Feb 24	UMASS-LOWELL	Martin	Kaiser	Paul	DeMarco	Clarke	Gonzalez	Bleday	Infante	Jones
Feb 25	UMASS-LOWELL	Martin	Kaiser	Paul	DeMarco	Fellows	Gonzalez	Bleday	Scott	Jones
Feb 27	AUSTIN PEAY	Martin	Kaiser	Paul	DeMarco	Day	Gonzalez	Scott	Grisanti	Jones
Feb 28	INDIANA STATE	Martin	Kaiser	Paul	DeMarco	Clarke	Gonzalez	Bleday	T. Brown	Jones
Mar 02	vs. Sam Houston St.	Martin	Kaiser	Paul	DeMarco	Bleday	Gonzalez	Scott	Infante	Jones
Mar 03	vs. Louisiana	Martin	Kaiser	Paul	DeMarco	Clarke	Gonzalez	Bleday	Infante	Grisanti
Mar 04	vs. #24 Houston	Grisanti	Scott	Paul	DeMarco	Bleday	Kaiser	Fellows	Gonzalez	Martin
Mar 07	at Long Beach St.	Grisanti	Scott	DeMarco	Paul	Bleday	Kaiser	Clarke	Gonzalez	Infante
Mar 09	at #11 UCLA	Grisanti	Paul	DeMarco	Bleday	Kaiser	Clarke	Gonzalez	Infante	Jones
Mar 11	vs. #8 TCU	Grisanti	Martin	DeMarco	Bleday	Gonzalez	Paul	Kaiser	Scott	Infante
Mar 14	EASTERN KY.	Grisanti	Martin	DeMarco	Bleday	Gonzalez	Paul	Kaiser	Duvall	Infante
Mar 16	at #19 Mississippi St.	Grisanti	Martin	DeMarco	Bleday	Kaiser	Paul	Gonzalez	Clarke	Infante
Mar 17	at #19 Mississippi St.	Grisanti	Martin	DeMarco	Bleday	Kaiser	Clarke	Gonzalez	Paul	Infante
Mar 18	at #19 Mississippi St.	Martin	Paul	DeMarco	Bleday	Kaiser	Fellows	Gonzalez	Scott	Infante
Mar 21	vs. Belmont	Martin	Paul	DeMarco	Hickman	Kaiser	Clarke	Gonzalez	Infante	Ray
Mar 23	#19 LSU	Martin	Clarke	DeMarco	Bleday	Kaiser	Paul	Infante	Scott	Jones
Mar 24	#19 LSU	Martin	Clarke	DeMarco	Bleday	Kaiser	Paul	Infante	Fellows	Jones
Mar 25	#19 LSU	Clarke	Martin	Bleday	DeMarco	Paul	Kaiser	Scott	Jones	Infante
Mar 27	vs. Lipscomb	Martin	Paul	DeMarco	Bleday	Kaiser	Raby	Scott	Jones	Infante
Mar 30	at #2 Florida	Martin	Scott	DeMarco	Clarke	Kaiser	Paul	Grisanti	Infante	Jones
Mar 31	at #2 Florida	Martin	Kaiser	Paul	Infante	Scott	DeMarco	Clarke	Gonzalez	Jones
Apr 01	at #2 Florida	Martin	Paul	Clarke	Infante	Scott	DeMarco	Jones	Kaiser	Gonzalez
Apr 03	at MTSU	Martin	Kaiser	Clarke	Infante	Paul	DeMarco	Duvall	Gonzalez	Jones
Apr 05	#16 GEORGIA	Martin	Jones	Clarke	DeMarco	Paul	Kaiser	Scott	Davis	Infante
Apr 06	#16 GEORGIA	Martin	Jones	Clarke	Gonzalez	Paul	DeMarco	Scott	Kaiser	Ray
Apr 07	#16 GEORGIA	Martin	Jones	Clarke	DeMarco	Scott	Kaiser	Paul	Ray	Davis
Apr 10	WKU	Martin	Jones	Clarke	DeMarco	Scott	Kaiser	Paul	Ray	Duvall
Apr 13	#5 OLE MISS	Martin	Kaiser	Scott	DeMarco	Raby	Ray	Paul	Jones	Infante
Apr 15	#5 OLE MISS	Martin	Jones	Paul	DeMarco	Clarke	Kaiser	Scott	Infante	Davis
Apr 15	#5 OLE MISS	Martin	Jones	Paul	DeMarco	Clarke	Kaiser	Scott	Duvall	Infante
Apr 17	EVANSVILLE	Martin	Kaiser	Paul	DeMarco	Clarke	Scott	Gonzalez	Duvall	Infante
Apr 19	at Missouri	Martin	Kaiser	Paul	DeMarco	Clarke	Gonzalez	Scott	Jones	Ray
Apr 20	at Missouri	Martin	Kaiser	Paul	DeMarco	Scott	Gonzalez	Clarke	Jones	Duvall
Apr 21	at Missouri	Martin	Scott	DeMarco	Clarke	Kaiser	Paul	Ray	Duvall	Infante
Apr 27	SOUTH CAROLINA	Martin	Paul	Clarke	DeMarco	Duvall	Kaiser	Scott	Ray	Infante
Apr 28	SOUTH CAROLINA	Martin	Paul	Clarke	DeMarco	Duvall	Kaiser	Jones	Ray	Infante
Apr 29	SOUTH CAROLINA	Martin	Paul	Clarke	DeMarco	Duvall	Kaiser	Jones	Ray	Infante
May 01	LOUISVILLE	Martin	Paul	Clarke	DeMarco	Duvall	Kaiser	Infante	Ray	Jones
May 04	at Auburn	Martin	Duvall	Clarke	DeMarco	Paul	Kaiser	Scott	Infante	Jones
May 05	at Auburn	Martin	Clarke	DeMarco	Duvall	Paul	Scott	Ray	Blaylock	Infante
May 06	at Auburn	Martin	Clarke	DeMarco	Paul	Ray	Scott	Gonzalez	Blaylock	Infante
May 07	#23 TENN. TECH	Martin	Paul	Clarke	DeMarco	Duvall	Bleday	Gonzalez	Scott	Blaylock
May 11	at Tennessee	Martin	Paul	Clarke	DeMarco	Bleday	Ray	Scott	Kaiser	Gonzalez
May 12	at Tennessee	Martin	Paul	Clarke	DeMarco	Bleday	Ray	Scott	Kaiser	Gonzalez
May 13	at Tennessee	Martin	Paul	Clarke	DeMarco	Bleday	Ray	Scott	Kaiser	Gonzalez
May 15	MIDDLE TENNESSEE	Martin	Clarke	Bleday	DeMarco	Scott	Kaiser	Paul	Duvall	Gonzalez
May 17	#19 KENTUCKY	Martin	Clarke	Bleday	Kaiser	Scott	DeMarco	Paul	Ray	Infante
May 18	#19 KENTUCKY	Martin	Clarke	Bleday	Kaiser	Scott	DeMarco	Paul	Ray	Infante
May 19	#19 KENTUCKY	Martin	DeMarco	Bleday	Kaiser	Clarke	Scott	Infante	Paul	Gonzalez
May 22	vs. Texas A&M	Martin	DeMarco	Bleday	Kaiser	Clarke	Scott	Infante	Paul	Gonzalez

VANDERBILT HOME RUNS

No.	Player	Game #	Date	Opponent	Pitcher	Runs	Inn	Outs	Count	Final
1.	Scott	2	Feb. 17	#25 Duke	Stinson, G	1	7	2	0-2	L, 5-4
2.	Martin	3	Feb. 18	#25 Duke	Stallings, M *	1	1	0	1-1	W, 9-1
3.	Paul	4	Feb. 20	Presbyterian	PARADIS, A.	1	1	2	2-1	W, 7-1
4.	Clarke	5	Feb. 21	Presbyterian	McLAUGHLIN	3	1	2	0-0	W, 15-2
5.	Bleday	6	Feb. 23	UMass-Lowell	Hoar III	1	7	2	1-0	W, 15-0
6.	Gonzalez	7	Feb. 24	UMass-Lowell	Riley	3	5	1	3-2	W, 15-2
7.	Paul	7	Feb. 24	UMass-Lowell	Constant	4	5	2	3-2	W, 15-2
8.	Gonzalez	7	Feb. 24	UMass-Lowell	Hoar III	2	8	0	2-2	W, 15-2
9.	Scott	8	Feb. 25	UMass-Lowell	Rand	3	6	1	1-2	W, 9-2
10.	Paul	9	Feb. 27	AUSTIN PEAY	Gollert	2	3	1	0-0	W, 19-6
11.	Grisanti	9	Feb. 27	AUSTIN PEAY	Rye	3	4	2	3-2	W, 19-6
12.	Bleday	9	Feb. 27	AUSTIN PEAY	Wilson	1	8	0	1-0	W, 19-6
13.	DeMarco	10	Feb. 28	INDIANA STATE	Ward	1	6	0	2-2	W, 8-5
14.	Jones	10	Feb. 28	INDIANA STATE	Ridgway	3	6	2	0-1	W, 8-5
15.	Bleday	13	Mar. 4	vs. #24 Houston	Randel	2	1	1	3-2	W, 9-4
16.	Gonzalez	14	Mar. 7	at Long Beach	S. Sanchez	1	5	0	0-1	L, 4-3
17.	Paul	15	Mar. 9	at #11 UCLA	Bird	2	2	2	2-1	W, 6-3
18.	Infante	22	Mar. 23	#19 LSU	Z. Hess	2	2	1	1-1	W, 4-2
19.	DeMarco	22	Mar. 23	#19 LSU	Z. Hess	2	3	1	1-2	W, 4-2
20.	Clarke	26	Mar. 30	at #2 Florida	Singer	1	7	0	1-0	L, 8-4
21.	Scott	26	Mar. 30	at #2 Florida	Mace	3	8	1	3-1	L, 8-4
22.	Duvall	27	Mar. 31	at #2 Florida	McMullen	1	9	0	1-1	L, 10-2
23.	Paul	28	Apr. 1	at #2 Florida	Dyson	2	3	2	3-2	L, 8-2
24.	Gonzalez	29	Apr. 3	at MTSU	Blair	3	4	1	0-1	L, 4-3
25.	DeMarco	31	Apr. 6	#16 UGA	R. Webb	1	2	0	1-2	W, 5-3
26.	Scott	32	Apr. 7	#16 UGA	Kristofak	3	7	1	1-2	W, 8-3
27.	DeMarco	33	Apr. 10	WKU	M. Martin	1	6	0	0-2	W, 3-2
28.	Kaiser	33	Apr. 10	WKU	M. Martin	2	6	0	0-0	W, 3-2
29.	Paul	35	Apr. 15	#5 OLE MISS	D. Woolfolk	1	8	0	3-2	W, 8-7
30.	DeMarco	36	Apr. 15	#5 OLE MISS	J. McArthur	1	4	0	3-1	W, 8-7
31.	Scott	36	Apr. 15	#5 OLE MISS	J. McArthur	2	4	1	0-0	W, 8-7
32.	Paul	37	Apr. 17	EVANSVILLE	Ruesch	2	3	2	0-2	W, 6-1
33.	Paul	37	Apr. 17	EVANSVILLE	Brady	1	8	0	1-0	W, 6-1
34.	DeMarco	41	Apr. 27	S. CAROLINA	L. Chapman	2	1	2	1-0	L, 8-7
35.	Duvall	41	Apr. 27	S. CAROLINA	L. Chapman	1	1	2	0-0	L, 8-7
36.	Jones	42	Apr. 28	S. CAROLINA	R. Chapman	2	5	2	3-2	W, 8-1
37.	Scott	44	May 1	LOUISVILLE	Conway	2	9	0	2-1	L, 8-4
38.	Clarke	45	May 4	at Auburn	Mize	1	7	0	0-0	L, 4-1
39.	Duvall	46	May 5	at Auburn	Burns	1	2	0	0-1	L, 11-5
40.	Clarke	48	May 8	TENN. TECH	Provey	1	5	0	0-1	L, 6-4
41.	Scott	49	May 11	at Tennessee	Heflin	1	3	0	0-0	W, 7-6
42.	Scott	49	May 11	at Tennessee	Linginfelter	1	6	2	2-2	W, 7-6
43.	Kaiser	49	May 11	at Tennessee	Linginfelter	1	6	2	2-2	W, 7-6
44.	Scott	50	May 12	at Tennessee	Hunley	1	6	1	3-1	W, 7-2
45.	DeMarco	51	May 13	at Tennessee	Neely	2	4	1	2-2	L, 8-7
46.	Scott	52	May 15	MIDDLE TENN.	Scott	2	3	0	1-1	W, 21-4
47.	DeMarco	53	May 17	#19 KENTUCKY	B. Marshall	2	7	1	1-0	W, 8-1
48.	Kaiser	54	May 18	#19 KENTUCKY	J. Ramsey	2	1	1	0-1	W, 5-1
49.	Scott	54	May 18	#19 KENTUCKY	J. Ramsey	1	6	2	0-0	W, 5-1
50.	DeMarco	55	May 19	#19 KENTUCKY	Z. Thompson	2	3	0	2-0	W, 9-6
51.	Scott	55	May 19	#19 KENTUCKY	B. Schaezner	2	7	1	0-0	W, 9-6

* - leadoff home run

HOME RUN TRACKER

Player	Career HR	Last HR	Opponent	Runs	Inn	Outs	Count	Final
Bleday	5	March 4, 2018	vs. #24 Houston	2	1	1	3-2	W, 9-4
Clarke	4	May 8, 2018	vs. Tennessee Tech	1	5	0	0-1	L, 6-4
DeMarco	9	May 19, 2018	vs. #19 Kentucky	2	3	0	2-0	W, 9-6
Duvall	3	May 5, 2018	at Auburn	1	2	0	0-1	L, 11-5
Gonzalez	4	April 3, 2018	at MTSU	3	4	1	0-1	L, 4-3
Grisanti	2	Feb. 27, 2018	vs. Austin Peay	3	4	2	3-2	W, 19-6
Infante	18	March 23, 2018	vs. #19 LSU	2	2	1	1-1	W, 4-2
Jones	3	April 28, 2018	vs. South Carolina	2	5	2	3-2	W, 8-1
Kaiser	4	May 18, 2018	vs. #19 Kentucky	2	1	1	0-1	W, 5-1
Martin	1	Feb. 18, 2018	vs. #25 Duke	1	1	0	1-1	W, 9-1
Paul	17	April 17, 2018	vs. Evansville	1	8	0	1-0	W, 6-1
Ray	1	Feb. 28, 2017	vs. Southeastern La.	2	6	0	0-0	W, 9-6
Scott	15	May 19, 2018	vs. #19 Kentucky	2	7	1	0-0	W, 9-6

HOME RUN BREAKDOWN

at Home	36
on the Road	14
at Neutral Site	1
vs. RHP	38
vs. LHP	13
vs. SEC Teams	26
vs. Non-Conference Teams	25
with 0 outs	20
with 1 out	15
with 2 outs	16
Solo HR	23
2-run HR	19
3-run HR	8
Grand Slam	1
Inside-the-Park HR	0
February	14
March	8
April	14
May	15
June	0
in 1st inning	7
in 2nd inning	4
in 3rd inning	7
in 4th inning	5
in 5th inning	5
in 6th inning	9
in 7th inning	7
in 8th inning	5
in 9th inning	2
in extra innings	0
Leadoff hitter	1
2-hole	4
3-hole	8
Cleanup	9
5-hole	6
6-hole	6
7-hole	8
8-hole	5
9-hole	1
Pinch hitter	3
to Left Field	12
to Left Center	6
to Centerfield	6
to Right Center	7
to Right Field	20
Day Games	24
Night Games	27
Starters	23
Relievers	28
To tie the game	3
To put Vanderbilt ahead	17
Walkoff HR	0
To lead off a game	1
To lead off an inning	15
Record with HR	24-12
Record without HR	7-13

VANDERBILT RECORD WHEN...

	2018
Total	31-25
Conference	16-14
Non-Conf	15-11
Home	22-9
Away	7-11
Neutral	2-5
Day	20-10
Night	11-15
vs Left	13-6
vs Right	18-19
1-Run games	6-10
2-Run games	2-3
5+Run games	17-5
Extra inns	1-1
Shutouts	3-1
Scoring 0-2 runs	1-11
Scoring 3-5 runs	6-10
Scoring 6-9 runs	18-4
Scoring 10+ runs	6-0
Opponent 0-2 runs	18-1
Opponent 3-5 runs	8-9
Opponent 6-9 runs	5-10
Opponent 10+ runs	0-5
Scored in 1st inning	13-2
Scores first	16-9
Opp. scores first	15-16
After 6 leading	30-4
After 6 trailing	1-20
After 6 tied	0-1
After 7 leading	28-3
After 7 trailing	0-19
After 7 tied	0-2
After 8 leading	28-1
After 8 trailing	0-22
After 8 tied	0-1
Hit 0 home runs	7-13
Hit 1 home run	14-10
Hit 2+ home runs	11-2
Opponent 0 home runs	20-10
Opponent 1 home run	8-9
Opponent 2+ HRs	3-6
Made 0 errors	20-11
Made 1 error	9-9
Made 2+ errors	2-5
Opp. made 0 errors	8-11
Opp. made 1 error	14-12
Opp. made 2+ errors	10-2
Out-hit opponent	22-6
Out-hit by opponent	6-16
Hits are tied	3-3

MISCELLANEOUS STATS

HITTING	Longest	Current
Austin Martin	13	4
JJ Bleday	8	4
Pat DeMarco	8	-
Ethan Paul	8	-
Stephen Scott	7	-
Connor Kaiser	7	-
Ty Duvall	6	2
Philip Clarke	6	2
Alonzo Jones	5	4
Harrison Ray	5	-
Jayson Gonzalez	5	-
Julian Infante	5	4
Walker Grisanti	4	-
Garrett Blaylock	2	-
Cooper Davis	1	-

REACHED BASE	Longest	Current
Connor Kaiser	26	-
JJ Bleday	22	22
Austin Martin	16	9
Walker Grisanti	13	2
Ethan Paul	13	-
Stephen Scott	11	-
Pat DeMarco	10	8
Philip Clarke	9	2
Ty Duvall	8	2
Jayson Gonzalez	6	-
Alonzo Jones	6	4
Harrison Ray	5	-
Julian Infante	5	5
Garrett Blaylock	2	-
Cooper Davis	2	-
Tyler Solomon	2	-

GAME SUMMARY

Record when team scores:

Runs	0	1	2	3	4	5	6	7	8	9	10+
W-L	0-2	1-5	0-4	1-3	2-4	3-3	3-1	4-2	6-0	5-1	6-0

Record when opponent scores:

Runs	0	1	2	3	4	5	6	7	8	9	10+
W-L	3-0	8-0	7-1	4-4	3-3	1-2	3-3	2-1	0-6	0-0	0-5

Record when leading after:

Inn.	1	2	3	4	5	6	7	8
W-L	12-2	13-5	21-6	24-8	27-6	30-4	28-3	28-1

Record when trailing after:

Runs	1	2	3	4	5	6	7	8
W-L	8-10	5-12	2-14	3-14	2-16	1-20	0-19	0-22

Record when tied after:

Runs	1	2	3	4	5	6	7	8
W-L	11-13	13-8	8-5	4-3	2-3	0-1	0-2	0-1

General summary:

Current losing streak	1
Longest winning streak	8
Longest losing streak	6

Home attendance	85078 (31 dates avg = 2842)
Away attendance	76138 (24 dates avg = 3172)
Total attendance	164243 (55 dates avg = 2986)

INNING-BY-INNING SUMMARY

	1	2	3	4	5	6	7	8	9	EX	Total
Vanderbilt	30	30	45	39	49	47	43	41	18	1	343
Opponents	35	22	23	12	46	27	44	26	11	2	248

MULTI-HIT GAMES	2	3	4	5+	Tot
Pat DeMarco	14	4	-	-	18
Philip Clarke	12	4	-	-	16
Connor Kaiser	15	1	-	-	16
Austin Martin	9	6	1	-	16
Ethan Paul	7	3	1	-	11
JJ Bleday	8	3	-	-	11
Stephen Scott	7	2	-	-	9
Julian Infante	7	-	-	-	7
Jayson Gonzalez	2	1	2	-	5
Alonzo Jones	3	1	-	-	4
Harrison Ray	4	-	-	-	4
Ty Duvall	2	-	-	-	2
TEAM	90	25	4	0	119

MULTI-RBI GAMES	2	3	4	5+	Tot
Connor Kaiser	12	1	-	-	13
Pat DeMarco	10	1	1	-	12
Ethan Paul	3	4	1	1	9
Philip Clarke	3	6	-	-	9
Stephen Scott	4	1	2	1	8
Jayson Gonzalez	2	3	1	1	7
JJ Bleday	3	-	-	-	3
Julian Infante	3	-	-	-	3
Harrison Ray	1	-	1	-	2
Ty Duvall	1	-	1	-	2
Alonzo Jones	1	1	-	-	2
Garrett Blaylock	1	-	-	-	1
Austin Martin	-	1	-	-	1
Walker Grisanti	-	1	-	-	1
TEAM	44	19	7	3	73

VU ALL-TIME VS. OPPONENTS

Auburn	61-95-1
Austin Peay	54-20-2
Belmont	56-14-0
Duke	2-1-0
Eastern Kentucky	0-2-0
Evansville	34-18-0
Florida	73-137-0
Georgia	115-121-0
Houston	1-2-0
Indiana State	5-3-0
Kentucky	124-125-3
Lipscomb	51-12-0
Long Beach State	5-2-0
Louisiana	0-1-0
Louisville	22-10-0
LSU	44-59-0
Middle Tennessee	98-44-0
Mississippi State	47-69-2
Missouri	17-3-0
Ole Miss	56-57-2
Presbyterian	3-0-0
Sam Houston State	0-1-0
South Carolina	33-58-0
St. John's	2-0-0
TCU	3-1-0
Tennessee	164-161-3
Tennessee Tech	43-23-0
Texas A&M	7-9-0
UCLA	2-1-0
USC	3-1-0
UMass-Lowell	3-0-0
Western Kentucky	42-19-0

CORBIN VS. 2018 OPPONENTS

Auburn	25-11-0
Austin Peay	16-2-0
Belmont	20-6-0
Duke	2-1-0
Eastern Kentucky	0-1-0
Evansville	7-2-0
Florida	23-35-0
Georgia	36-16-0
Houston	1-0-0
Indiana State	4-1-0
Kentucky	31-16-0
Lipscomb	19-4-0
Long Beach State	5-2-0
Louisiana	0-1-0
Louisville	11-8-0
LSU	21-15-0
Middle Tennessee	25-10-0
Mississippi State	26-10-0
Missouri	17-3-0
Ole Miss	21-22-0
Presbyterian	2-0-0
Sam Houston State	0-1-0
South Carolina	28-29-0
St. John's	1-0-0
TCU	3-1-0
Tennessee	32-17-0
Tennessee Tech	9-3-0
Texas A&M	7-9-0
UCLA	2-1-0
USC	2-1-0
UMass-Lowell	3-0-0
Western Kentucky	13-5-0

CORBIN RECORD BY VENUE

Home	419-137-1
Away	179-155-0
Neutral	78-49-0

SERIES-BY-SERIES BATTING

	AVG.	GP	AB	R	H	2B	3B	HR	RBI	TB	SLG%	BB	HP	SO	GDP	OB%	SF	SH	SB-ATT
#25 DUKE	.339	3	109	22	37	6	0	2	19	49	.450	10	3	20	2	.407	1	1	5-5
PRESBYTERIAN	.315	2	73	22	23	7	1	2	16	38	.521	14	2	9	1	.438	0	0	8-9
UMASS-LOWELL	.370	3	108	39	40	8	1	5	36	65	.602	29	5	29	2	.517	1	1	12-12
at Mississippi State	.296	3	108	19	32	8	1	0	12	42	.389	13	3	34	4	.387	0	4	4-6
LSU	.209	3	86	7	18	3	0	2	6	27	.314	7	2	26	0	.284	0	1	7-7
at Florida	.163	3	98	8	16	2	0	4	8	30	.306	6	3	36	0	.234	0	2	2-2
GEORGIA	.286	3	98	15	28	7	0	2	15	41	.418	13	3	26	0	.383	1	1	10-12
OLE MISS	.272	3	81	19	22	4	2	3	16	39	.481	9	4	28	0	.368	1	2	5-8
at Missouri	.245	3	102	8	25	3	1	0	8	30	.294	9	1	35	1	.310	1	1	6-7
SOUTH CAROLINA	.267	3	101	24	27	6	3	3	22	48	.475	12	4	22	0	.368	0	1	9-11
at Auburn	.156	3	90	6	14	3	0	2	6	23	.256	5	0	33	1	.196	2	0	1-2
at Tennessee	.299	3	107	21	32	7	1	5	19	56	.523	11	5	15	2	.387	1	0	4-5
KENTUCKY	.287	3	94	22	27	6	0	5	20	48	.511	13	5	29	2	.398	1	1	3-3

SERIES-BY-SERIES PITCHING

	ERA	W-L	GS	CG	SV	IP	H	R	ER	BB	SO	2B	3B	HR	B/AVG.
#25 DUKE	2.33	2-1	3	0	0	27.0	18	7	7	10	35	4	0	1	.194
PRESBYTERIAN	1.00	2-0	2	0	0	18.0	11	3	2	3	16	2	0	0	.177
UMASS-LOWELL	1.33	3-0	3	0	0	27.0	19	4	4	4	36	2	0	0	.198
at Mississippi State	1.33	3-0	3	0	2	27.0	19	4	4	12	34	2	0	1	.194
LSU	2.88	2-1	3	1	1	25.0	21	8	8	11	22	1	2	1	.244
at Florida	9.38	0-3	3	0	0	24.0	30	26	25	20	24	8	0	5	.309
GEORGIA	2.67	2-1	3	0	1	27.0	25	9	8	8	31	3	1	0	.245
OLE MISS	9.38	2-1	3	0	1	24.0	32	25	25	12	20	6	1	3	.333
at Missouri	1.08	1-2	3	0	0	25.0	14	7	3	6	25	2	0	0	.163
SOUTH CAROLINA	5.67	1-2	3	0	0	27.0	32	19	17	9	28	7	0	4	.288
at Auburn	10.50	0-3	3	0	0	24.0	32	29	28	18	18	2	0	6	.330
at Tennessee	5.19	2-1	3	0	1	26.0	21	16	15	15	28	5	0	3	.233
KENTUCKY	2.67	3-0	3	0	2	27.0	19	8	8	9	26	4	0	3	.194

MONTH-BY-MONTH BATTING

	AVG.	GP	AB	R	H	2B	3B	HR	RBI	TB	SLG%	BB	HP	SO	GDP	OB%	SF	SH	SB-ATT
February	.352	10	364	110	128	29	2	14	96	203	.558	65	11	78	5	.460	3	2	30-32
March	.221	17	556	74	123	20	2	8	60	171	.308	78	18	170	10	.335	2	7	22-28
April	.252	16	496	80	125	24	6	14	75	203	.409	56	20	142	1	.350	3	8	31-42
May	.262	13	433	79	112	24	1	15	70	183	.423	63	13	116	7	.366	4	1	11-13
June																			

MONTH-BY-MONTH PITCHING

	ERA	W-L	GS	CG	SV	IP	H	R	ER	BB	SO	2B	3B	HR	B/AVG.
February	2.00	9-1	10	0	0	90.0	59	25	20	27	103	11	0	5	.186
March	4.31	8-9	17	1	5	146.1	134	74	70	72	167	24	4	13	.249
April	4.37	8-8	16	0	3	136.0	129	75	66	57	138	22	2	11	.251
May	5.50	6-7	13	0	3	113.0	113	74	69	56	107	20	1	12	.268
June															

HOME-AWAY-NEUTRAL BATTING

	AVG.	GP	AB	R	H	2B	3B	HR	RBI	TB	SLG%	BB	HP	SO	GDP	OB%	SF	SH	SB-ATT
Home	.295	31	1028	240	303	64	8	36	213	491	.478	166	38	264	10	.410	6	9	68-78
Away	.234	18	590	74	138	26	3	14	65	212	.359	60	14	173	10	.317	5	9	17-26
Neutral	.293	7	231	29	47	7	0	1	23	57	.247	36	10	69	3	.335	1	0	9-11

HOME-AWAY-NEUTRAL PITCHING

	ERA	W-L	GS	CG	SV	IP	H	R	ER	BB	SO	2B	3B	HR	B/AVG.
Home	3.55	22-9	31	1	6	274.0	234	121	108	103	290	42	5	16	.232
Away	5.16	7-11	18	0	4	150.0	138	93	86	84	157	22	0	17	.248
Neutral	4.55	2-5	7	0	1	61.1	63	34	31	25	68	13	2	8	.279

DAY-NIGHT BATTING

	AVG.	GP	AB	R	H	2B	3B	HR	RBI	TB	SLG%	BB	HP	SO	GDP	OB%	SF	SH	SB-ATT
Day	.287	30	1006	216	289	61	6	26	189	440	.437	130	33	266	11	.384	9	8	61-70
Night	.236	26	843	127	199	36	5	25	112	320	.380	132	29	240	12	.357	3	10	33-45

DAY-NIGHT PITCHING

	ERA	W-L	GS	CG	SV	IP	H	R	ER	BB	SO	2B	3B	HR	B/AVG.
Day	4.34	20-10	30	1	5	259.1	238	136	125	102	274	42	2	30	.247
Night	3.98	11-15	26	0	6	226.0	197	112	100	110	241	35	5	11	.238



The Automated ScoreBook
Overall Statistics for Vanderbilt (as of May 22, 2018)
(All games Sorted by Batting avg)



Record: 31-25 Home: 22-9 Away: 7-11 Neutral: 2-5 SEC: 16-14

Player	avg	gp-gs	ab	r	h	2b	3b	hr	rbi	tb	slg%	bb	hp	so	gdp	ob%	sf	sh	sb-att	po	a	e	fld%
Austin Martin	.332	53-52	196	39	65	11	0	1	17	79	.403	31	11	40	1	.448	1	3	21-29	140	11	2	.987
Philip Clarke	.302	52-43	192	25	58	15	0	4	33	85	.443	23	5	34	3	.389	1	1	4-6	111	15	0	1.000
Connor Kaiser	.284	53-53	194	41	55	12	1	3	34	78	.402	29	4	45	1	.388	0	6	12-14	83	125	1	.995
Pat DeMarco	.276	56-56	217	43	60	10	1	9	40	99	.456	19	6	47	1	.350	1	0	10-13	100	5	1	.991
Stephen Scott	.250	47-41	144	34	36	10	0	12	36	82	.569	27	10	46	1	.403	0	1	5-7	260	32	4	.986
Ethan Paul	.234	56-56	205	40	48	12	1	8	39	86	.420	26	13	60	2	.354	2	1	15-16	84	128	4	.981
Jayson Gonzalez	.217	41-36	129	20	28	3	0	4	27	43	.333	11	1	51	4	.284	0	0	1-1	13	51	7	.901
Julian Infante	.191	44-42	141	14	27	5	1	1	15	37	.262	14	4	61	2	.278	3	2	1-1	318	18	3	.991

JJ Bleday	.374	33-29	107	22	40	5	1	3	13	56	.523	26	2	20	3	.504	0	0	1-2	58	1	0	1.000
Ty Duvall	.281	27-15	57	13	16	3	1	3	9	30	.526	15	0	18	2	.425	1	0	1-1	143	11	1	.994
Alonzo Jones	.236	37-33	110	23	26	4	3	2	9	42	.382	14	1	32	1	.328	0	3	16-16	74	2	0	1.000
Garrett Blaylock	.231	17-3	26	3	6	2	0	0	6	8	.308	0	0	10	0	.231	0	0	0-0	10	10	2	.909
Harrison Ray	.213	38-19	75	7	16	4	2	0	13	24	.320	5	2	20	2	.277	1	0	4-5	25	29	5	.915
Cooper Davis	.182	9-3	11	3	2	0	0	0	4	2	.182	2	0	1	0	.286	1	0	1-1	3	0	0	1.000
Walker Grisanti	.139	21-10	36	12	5	1	0	1	5	9	.250	18	3	16	0	.448	1	1	2-3	12	0	0	1.000
Kiambu Fentress	.000	10-0	5	2	0	0	0	0	1	0	.000	0	0	2	0	.000	0	0	0-0	2	0	0	1.000
Tyler Solomon	.000	6-0	4	2	0	0	0	0	0	0	.000	2	0	3	0	.333	0	0	0-0	2	0	0	1.000
Mason Hickman	.000	1-1	0	0	0	0	0	0	0	0	.000	0	0	0	0	.000	0	0	0-0	3	4	0	1.000
Patrick Raby	.000	2-2	0	0	0	0	0	0	0	0	.000	0	0	0	0	.000	0	0	0-0	3	7	0	1.000
Tyler Brown	.000	1-1	0	0	0	0	0	0	0	0	.000	0	0	0	0	.000	0	0	0-0	0	3	0	1.000
Drake Fellows	.000	5-5	0	0	0	0	0	0	0	0	.000	0	0	0	0	.000	0	0	0-0	4	13	1	.944
Zach King	.000	2-2	0	0	0	0	0	0	0	0	.000	0	0	0	0	.000	0	0	0-0	3	5	1	.889
Chandler Day	.000	2-2	0	0	0	0	0	0	0	0	.000	0	0	0	0	.000	0	0	0-0	1	3	1	.800
Totals	.264	56	1849	343	488	97	11	51	301	760	.411	262	62	506	23	.372	12	18	94-115	1456	490	34	.983
Opponents	.243	56	1791	248	435	77	7	41	225	649	.362	212	50	515	27	.336	24	27	47-66	1427	448	54	.972

LOB - Team (433), Opp (402). DPs turned - Team (35), Opp (31). CI - Team (2), Duvall 1, Scott 1. IBB - Team (5), Bleday 2, Martin 1, Clarke 1, Scott 1, Opp (2). Picked off - Martin 2, Gonzalez 1, Clarke 1, Paul 1, Infante 1.

(All games Sorted by Earned run avg)

Player	era	w-l	app	gs	cg	sho	sv	ip	h	r	er	bb	so	2b	3b	hr	b/avg	wp	hp	bk	sfa	sha
Patrick Raby	3.47	4-5	14	11	0	0/1	0	62.1	63	26	24	28	52	10	2	6	.268	5	5	0	2	3
Drake Fellows	3.81	6-4	14	14	0	0/2	0	85.0	65	40	36	31	94	7	1	6	.217	10	7	1	4	6
Mason Hickman	4.96	7-2	14	11	1	1/0	0	65.1	61	38	36	24	60	14	1	8	.248	4	2	2	4	2

AJ Franklin	0.00	0-0	3	0	0	0/1	0	2.2	0	0	0	1	2	0	0	0	.000	0	0	0	0	0
Erik Kaiser	0.00	0-0	2	0	0	0/0	0	2.0	1	0	0	0	3	1	0	0	.143	0	0	0	0	0
Hugh Fisher	1.93	2-0	8	0	0	0/0	0	9.1	6	5	2	6	8	0	0	0	.194	2	2	0	0	0
Maddux Conger	2.33	2-0	10	1	0	0/0	1	19.1	17	9	5	14	20	4	0	1	.236	7	1	0	0	1
Justin Wilson	2.84	0-0	7	0	0	0/0	0	6.1	2	2	2	4	9	0	0	0	.111	1	2	0	1	1
Zach King	3.09	1-3	18	2	0	0/1	3	43.2	35	16	15	17	45	7	0	0	.224	2	5	0	1	2
Paxton Stover	3.38	0-0	9	0	0	0/0	0	10.2	10	4	4	4	13	1	0	0	.263	1	1	0	0	2
Chandler Day	3.41	1-1	16	3	0	0/0	2	34.1	25	14	13	15	44	5	1	2	.203	6	5	0	2	1
Reid Schaller	4.38	1-1	17	2	0	0/0	1	24.2	30	14	12	8	33	7	1	2	.303	2	3	0	2	2
Tyler Brown	5.45	1-4	18	2	0	0/0	3	34.2	40	22	21	8	38	7	0	3	.292	2	4	0	2	1
Jake Eder	5.45	1-4	11	9	0	0/0	0	33.0	25	22	20	22	37	5	0	4	.210	4	1	0	2	3
Jackson Gillis	5.53	4-1	16	1	0	0/0	1	27.2	27	17	17	16	36	5	0	5	.255	3	7	2	2	3
Aaron Brown	5.93	1-0	11	0	0	0/0	0	13.2	16	10	9	7	13	2	1	3	.281	0	2	0	0	0
Justin Willis	7.59	0-0	10	0	0	0/0	0	10.2	12	9	9	7	8	2	0	1	.293	3	3	1	2	0
Totals	4.17	31-25	56	56	1	3/2	11	485.1	435	248	225	212	515	77	7	41	.243	52	50	6	24	27
Opponents	5.88	25-31	56	56	2	2/2	12	475.2	488	343	311	262	506	97	11	51	.264	60	62	13	12	18

PB - Team (6), Scott 3, Clarke 2, Duvall 1, Opp (12). Pickoffs - Team (6), King 2, Clarke 1, Fellows 1, Scott 1, Stover 1, Opp (6). SBA/ATT - Scott (19-29), Duvall (13-19), Clarke (15-17), Hickman (6-9), King (9-9), Eder (7-8), Raby (4-7), Fellows (2-7), T. Brown (5-5), Schaller (3-4), Fisher (1-4), Gillis (1-3), Day (2-3), Conger (2-2), Stover (2-2), Willis (1-1), Wilson (1-1), A. Brown (1-1).



Vanderbilt Baseball
St. John's vs Vanderbilt
Jun 02, 2017 at Clemson, S.C. (Kingsmore Stadium)



St. John's 4 (42-12)

Vanderbilt 13 (34-22-1)

Player	ab	r	h	rbi	bb	so	po	a	lob
VALENTE, John 1b	4	1	2	2	0	1	1	1	0
DONADIO, Michael lf	4	0	2	1	0	0	4	0	1
BERARDI, Jesse ss	4	0	2	0	0	0	0	0	0
BROCATO, Anthony rf	3	0	0	0	0	0	2	0	1
GINGRAS, Gui dh	4	0	0	0	0	0	0	0	3
SHAW, Josh 2b	3	2	1	0	1	0	6	1	0
DIXON, Troy c	2	1	0	0	1	1	6	0	0
CUNNINGHAM, Kyle ph	1	0	0	0	0	0	0	0	0
KNIGHTES, Robbie 3b	3	0	0	0	0	1	0	2	0
BUCKLEY, Kevin ph	1	0	0	1	0	0	0	0	0
GALAZIN, Jamie cf	3	0	0	0	1	0	5	0	0
MOONEY, Sean p	0	0	0	0	0	0	0	1	0
LaSORSA, Joe p	0	0	0	0	0	0	0	0	0
KELLY, Joe p	0	0	0	0	0	0	0	0	0
FRENCH, Turner p	0	0	0	0	0	0	0	0	0
Totals	32	4	7	4	3	3	24	5	5

Player	ab	r	h	rbi	bb	so	po	a	lob
Will Toffey 3b	5	4	4	3	1	0	0	2	2
Ro Coleman lf	3	2	2	0	0	0	3	0	0
Jeren Kendall cf	4	2	2	4	0	0	2	0	0
Julian Infante 1b	5	1	3	3	0	1	10	1	2
Reed Hayes dh	5	0	1	1	0	1	0	0	2
Ethan Paul 2b	4	0	0	0	0	1	2	4	2
Jason Delay c	3	0	1	1	0	1	4	1	0
Ty Duvall ph/c	1	0	1	0	0	0	0	0	0
JJ Bleday rf	3	1	1	0	0	0	3	0	1
Harrison Ray ph/rf	2	1	1	0	0	0	0	0	0
Connor Kaiser ss	3	2	2	0	1	0	2	5	0
Patrick Raby p	0	0	0	0	0	0	0	0	0
Collin Snider p	0	0	0	0	0	0	1	0	0
Paxton Stover p	0	0	0	0	0	0	0	0	0
Totals	38	13	18	12	2	4	27	13	9

Score by Innings	1	2	3	4	5	6	7	8	9	R	H	E
St. John's	0	0	1	0	2	0	0	0	1	4	7	2
Vanderbilt	1	0	0	0	6	2	4	0	X	13	18	1

E - BERARDI(19); LaSORSA(3); Bleday(4). DP - Commodores 1. LOB - Red Storm 5; Commodores 9. 2B - VALENTE 2(9); Toffey(12). HR - Toffey(9). HBP - BROCATO. SH - Coleman 2(6); Paul(3); C. Kaiser(11). SF - Kendall(3); Delay(3). SB - SHAW(2). CS - DONADIO(3).

St. John's	ip	h	r	er	bb	so	ab	bf	np
MOONEY, Sean	4.0	10	7	6	0	3	21	22	73
LaSORSA, Joe	2.0	4	4	3	1	0	8	13	37
KELLY, Joe	1.2	4	2	2	1	1	8	10	45
FRENCH, Turner	0.1	0	0	0	0	0	1	1	7

Vanderbilt	ip	h	r	er	bb	so	ab	bf	np
Patrick Raby	7.0	6	3	3	1	3	25	26	108
Collin Snider	1.0	1	0	0	1	0	4	6	21
Paxton Stover	1.0	0	1	1	1	0	3	4	13

Win - Raby (10-3). Loss - MOONEY (8-2). Save - None.

WP - Stover(3). HBP - by Snider (BROCATO). Inherited runners/scored: LaSORSA 2/2; KELLY 2/2; FRENCH 2/0.

Pitches/strikes: MOONEY 73/47; LaSORSA 37/22; KELLY 45/29; FRENCH 7/4; Raby 108/75; Snider 21/11; Stover 13/8.

Umpires - HP: Chris Coskey 1B: Andre Lanoue 2B: Pat Riley 3B: Mark Buchanan

Start: 12:04 Time: 3:07 Attendance: 3234

Weather: 87, clear

MOONEY faced 6 batters in the 5th.

LaSORSA faced 2 batters in the 7th.



Vanderbilt Baseball
Overall Statistics for Vanderbilt (as of May 28, 2018)
(2017 NCAA Clemson Regional Sorted by Batting avg)



Record: 3-1 Home: 0-0 Away: 2-1 Neutral: 1-0 SEC: 0-0

Player	avg	gp-gs	ab	r	h	2b	3b	hr	rbi	tb	slg%	bb	hp	so	gdp	ob%	sf	sh	sb-att	po	a	e	fld%
Ro Coleman	.500	4-4	14	4	7	1	0	0	1	8	.571	1	0	0	0	.533	0	4	0-1	7	0	0	1.000
JJ Bleday	.500	3-3	10	3	5	0	0	0	1	5	.500	0	0	0	0	.500	0	0	0-0	8	2	1	.909
Will Toffey	.474	4-4	19	8	9	2	0	3	10	20	1.053	2	0	3	0	.524	0	0	0-0	1	3	0	1.000
Jeren Kendall	.389	4-4	18	2	7	3	0	0	8	10	.556	0	0	4	0	.368	1	0	1-1	10	0	0	1.000
Jason Delay	.286	4-4	14	2	4	1	0	0	3	5	.357	1	0	1	0	.313	1	0	0-0	35	2	0	1.000
Julian Infante	.278	4-4	18	1	5	0	0	0	3	5	.278	0	0	6	0	.278	0	0	0-0	34	3	0	1.000
Connor Kaiser	.267	4-4	15	4	4	0	0	0	1	4	.267	1	0	6	0	.313	0	1	0-0	5	12	0	1.000
Ethan Paul	.200	4-4	15	2	3	1	0	0	0	4	.267	1	0	1	0	.250	0	1	2-3	5	9	2	.875
Reed Hayes	.176	4-4	17	2	3	2	0	0	1	5	.294	0	0	2	1	.176	0	0	0-0	0	0	0	.000

Ty Duvall	1.000	1-0	1	0	1	0	0	0	0	1	1.000	0	0	0	0	1.000	0	0	0-0	0	0	0	.000
Harrison Ray	.200	2-1	5	2	1	0	0	0	1	1	.200	1	0	2	0	.286	1	0	0-0	0	0	0	.000
Totals	.336	4	146	30	49	10	0	3	29	68	.466	7	0	25	1	.359	3	6	3-5	108	33	3	.979
Opponents	.222	4	135	14	30	9	1	2	14	47	.348	13	3	32	1	.305	0	0	1-3	105	34	4	.972

LOB - Team (27), Opp (29). DPs turned - Team (2), Opp (2). IBB - Team (1), Toffey 1.

(2017 NCAA Clemson Regional Sorted by Earned run avg)

Player	era	w-l	app	gs	cg	sho	sv	ip	h	r	er	bb	so	2b	3b	hr	b/avg	wp	hp	bk	sfa	sha
Matt Ruppenthal	0.00	1-0	1	1	0	0/1	0	6.0	3	0	0	1	5	1	0	0	.143	0	0	0	0	0
Drake Fellows	2.70	0-1	1	1	0	0/0	0	6.2	6	2	2	2	7	2	0	1	.231	1	1	0	0	0
Kyle Wright	3.86	1-0	1	1	0	0/0	0	7.0	7	3	3	1	9	1	1	0	.259	2	1	0	0	0
Patrick Raby	3.86	1-0	1	1	0	0/0	0	7.0	6	3	3	1	3	2	0	0	.240	0	0	0	0	0

Reed Hayes	0.00	0-0	2	0	0	0/1	0	2.0	2	0	0	2	3	1	0	0	.250	0	0	0	0	0
Jackson Gillis	0.00	0-0	1	0	0	0/1	0	1.2	0	0	0	1	2	0	0	0	.000	0	0	0	0	0
Collin Snider	0.00	0-0	1	0	0	0/0	0	1.0	1	0	0	1	0	0	0	0	.250	0	1	0	0	0
Paxton Stover	9.00	0-0	1	0	0	0/0	0	1.0	0	1	1	1	0	0	0	0	.000	1	0	0	0	0
Zach King	10.12	0-0	2	0	0	0/0	0	2.2	4	3	3	1	2	1	0	1	.333	1	0	0	0	0
Maddux Conger	18.00	0-0	1	0	0	0/0	0	1.0	1	2	2	2	1	1	0	0	.250	0	0	0	0	0
Totals	3.50	3-1	4	4	0	1/1	0	36.0	30	14	14	13	32	9	1	2	.222	5	3	0	0	0
Opponents	6.94	1-3	4	4	1	1/0	0	35.0	49	30	27	7	25	10	0	3	.336	3	0	0	3	6

PB - Team (1), Delay 1, Opp (1). SBA/ATT - Delay (1-3), Raby (1-2), Wright (0-1).

16 NCAA Regionals ★ 36-21 Record

2017

Clemson, S.C.

June 2	Vanderbilt 13, St. John's 4
June 3	Vanderbilt 9, Clemson 4
June 4	Clemson 6, Vanderbilt 0
June 5	Vanderbilt 8, Clemson 0

2016

Nashville, Tenn.

June 4	Xavier 15, Vanderbilt 1
June 4	Washington 9, Vanderbilt 8

2015 - National Runner-up

Nashville, Tenn.

May 29	Vanderbilt 9, Lipscomb 1
May 30	Vanderbilt 6, Indiana 4
June 1	Vanderbilt 21, Radford 0

2014 - National Champions

Nashville, Tenn.

May 30	Vanderbilt 11, Xavier 0
May 31	Vanderbilt 7, Oregon 2
June 1	Vanderbilt 3, Oregon 2

2013

Nashville, Tenn.

May 31	Vanderbilt 9, ETSU 1
June 1	Vanderbilt 10, Illinois 4
June 2	Georgia Tech 5, Vanderbilt 0
June 3	Vanderbilt 7, Georgia Tech 1

2012

Raleigh, N.C.

June 1	Vanderbilt 8, UNC-Wilmington 2
June 2	Vanderbilt 9, NC State 8
June 3	NC State 6, Vanderbilt 5
June 4	NC State 9, Vanderbilt 7

2011 - College World Series

Nashville, Tenn.

June 3	Vanderbilt 10, Belmont 0
June 4	Vanderbilt 10, Troy 2
June 5	Vanderbilt 6, Belmont 1

2010

Louisville, Ky.

June 4	Vanderbilt 8, Illinois State 7 (13)
June 5	Louisville 7, Vanderbilt 1
June 6	Vanderbilt 10, Illinois State 4
June 6	Vanderbilt 7, Louisville 0
June 7	Vanderbilt 3, Louisville 2 (10)

2009

Louisville, Ky.

May 29	Middle Tenn. 5, Vanderbilt 4
May 30	Vanderbilt 10, Indiana 0
May 31	Vanderbilt 6, Middle Tenn. 0
May 31	Vanderbilt 8, Louisville 4
June 1	Louisville 5, Vanderbilt 3

2008

Tempe, Ariz.

May 30	Oklahoma 8, Vanderbilt 5
May 31	Vanderbilt 9, Stony Brook 4
June 1	Oklahoma 11, Vanderbilt 10

2007

Nashville, Tenn.

June 1	Vanderbilt 2, Austin Peay 1 (11)
June 2	Michigan 4, Vanderbilt 3
June 3	Vanderbilt 11, Austin Peay 5
June 3	Vanderbilt 10, Michigan 7
June 4	Michigan 4, Vanderbilt 3 (10)

2006

Atlanta, Ga.

June 2	Vanderbilt 5, Michigan
June 3	Georgia Tech 7, Vanderbilt 3
June 4	Vanderbilt 5, Michigan 4
June 4	Georgia Tech 8, Vanderbilt 4

2004

Charlottesville, Va.

June 4	Vanderbilt 7, George Mason 3
June 5	Vanderbilt 11, Princeton 1
June 6	Vanderbilt 7, Virginia 3

1980

Tallahassee, Fla.

May 22	W. Kentucky 15, Vanderbilt 4
May 23	New Orleans 8, Vanderbilt 2 (game completed on May 24 due to rain)

1974

Starkville, Miss.

May 23	Vanderbilt 2, East Carolina 1
May 24	Miami 7, Vanderbilt 1
May 25	Ga. Southern 5, Vanderbilt 3

1973

Starkville, Miss.

May 24	Vanderbilt 6, Ga. Southern 2
May 26	Vanderbilt 4, North Carolina St. 2
May 26	Ga. Southern 5, Vanderbilt 2
May 28	Miami 6, Vanderbilt 5

Individual Records

Hitting and Base Running

Category	Record	vs Opponent
At-Bats	7	3x, last Tyler Campbell vs. Radford (5/31/15)
Runs	4	2x, last Will Toffey vs. St. John's (6/2/17)
Hits	5	Ryan Flaherty vs. Austin Peay (6/3/07)
RBI	6	Zander Wiel vs. Radford (5/31/15)
Doubles	3	Ethan Paul vs. Washington (6/4/16)
Triples	1	9x, last Four Players vs. Radford (5/31/15)
Home Runs	2	Will Toffey vs. Clemson (6/5/17)
Total Bases	9	Zander Wiel vs. Radford (5/31/15)
Walks	3	6x, last Vince Conde vs. Xavier (5/30/14)
Strikeouts	4	2x, last Connor Kaiser vs. Clemson (6/3/17)
Sac Hits	2	3x, last Ro Coleman vs. St. John's (6/2/17)
Sac Flies	2	Anthony Gomez vs. Troy (6/4/11)
Stolen Bases	2	4x, last Ethan Paul vs. Clemson (6/5/17)
Stolen Bases Atts.	4	Ethan Paul vs. Clemson (6/5/17)
Hit-by-Pitch	2	3x, last R. Wiseman, J. Kendall vs. Radford (5/31/15)

Pitching

Category	Record	vs Opponent
Innings Pitched	9.0	8x, last Walker Buehler vs. Oregon (6/1/14)
		Richie Goodenow vs. Louisville (6/6/10)
		Caleb Cotham vs. Middle Tennessee (5/31/09)
		David Price vs. Austin Peay (6/1/07)
		Matt Buschmann vs. Michigan (6/2/06)
		Ryan Mullins vs. Princeton (6/5/04)
		Jeff Peebles vs. Georgia Southern (5/24/73)
		Jeff Peebles vs. Miami (Fla.) (5/28/73)
Most Hits	13	David Nenad vs. Western Kentucky (5/22/80)
Runs	9	David Nenad vs. Western Kentucky (5/22/80)
Earned Runs	9	David Nenad vs. Western Kentucky (5/22/80)
Walks	6	Jack Armstrong vs. Illinois State (6/6/10)
Strikeouts	17	David Price vs. Austin Peay (6/1/07)
Wild Pitches	2	2x, last Kyle Wright vs. Clemson (6/3/17)
Low Hit CG	2	Richie Goodenow vs. Louisville (6/6/10)

Fielding

Category	Record	vs Opponent
Putouts	21	Shea Robin vs. Austin Peay (6/1/07)
Assists	7	Brian Harris vs. Louisville (6/7/10)
Errors	3	Ted Shipley vs. Miami (Fla.) (5/24/74)
Passed Balls	1	3x, last Jason Delay vs. Clemson (6/5/17)

Team Records

Hitting and Base Running

Category	Record	vs Opponent
At-Bats	49	Illinois State (6/4/10)
Runs	21	Radford (5/31/5)
Hits	20	Radford (5/31/15)
RBI	20	Radford (5/31/15)
Doubles	8	Clemson (6/3/17)
Triples	4	Radford (5/31/15)
Home Runs	4	Florida State (6/11/10)
Total Bases	45	Western Kentucky (5/22/80)
Sac Hits	4	2x, last St. John's (6/2/17)
Sac Flies	2	8x, last St. John's (6/2/17)
Stolen Bases	8	UNC-Wilmington (6/1/12)
SB Attempts	9	UNC-Wilmington (6/1/12)
Walks	10	2x, last Illinois State (6/6/10)
Hit-by-Pitch	7	Radford (5/31/15)
Strikeouts	11	5x, last Louisville (6/9/13)
Left on Base	17	Twice, last Illinois State (6/6/10)

Pitching

Category	Record	vs Opponent
Innings Pitched	13.0	Twice, last Illinois State (6/4/10)
Most Hits	13	Twice, last at NC State (6/4/12)
Fewest Hits	2	Twice, last Louisville (6/6/10)
Fewest Runs	0	6x, last Clemson (6/5/17)
Walks	12	New Orleans (5/23/80)
Fewest Walks	0	UNC-Wilmington (6/1/12)
Strikeouts	22	Austin Peay (6/1/07)
Wild Pitches	2	Twice, last Indiana (5/30/15)

Fielding

Category	Record	vs Opponent
Assists	18	NC State (6/2/12)
Errors	6	Miami (Fla.) (5/24/74)

Miscellaneous

Category	Record	vs Opponent
Margin of Victory	21	Radford - 21-0 (5/31/15)



Vanderbilt began its run to the College World Series title by winning the 2014 NCAA Nashville Regional in three-straight games.

★ 2014 National Champions ★ 2015 National Runner-Up ★
16 Appearances ★ 7 Super Regionals ★ 3 College World Series ★ 54-36 Overall Record

2017**Clemson, S.C.**

June 2 Vanderbilt 13, St. John's 4
June 3 Vanderbilt 9, Clemson 4
June 4 Clemson 6, Vanderbilt 0
June 5 Vanderbilt 8, Clemson 0

Super Regional - Corvallis, Ore.

June 9 Oregon State 8, Vanderbilt 4
June 10 Oregon State 9, Vanderbilt 2

2016**Nashville, Tenn.**

June 4 Xavier 15, Vanderbilt 1
June 4 Washington 9, Vanderbilt 8

2015 - National Runner-up**Nashville, Tenn.**

May 29 Vanderbilt 9, Lipscomb 1
May 30 Vanderbilt 6, Indiana 4
June 1 Vanderbilt 21, Radford 0

Super Regional - Champaign, Ill.

June 6 Vanderbilt 13, Illinois 0
June 8 Vanderbilt 4, Illinois 2

College World Series

June 15 Vanderbilt 4, Cal State Fullerton 3
June 16 Vanderbilt 1, TCU 0
June 19 Vanderbilt 7, TCU 1
June 22 Vanderbilt 5, Virginia 1
June 23 Virginia 3, Vanderbilt 0
June 24 Virginia 4, Vanderbilt 2

2014 - National Champions**Nashville, Tenn.**

May 30 Vanderbilt 11, Xavier 0
May 31 Vanderbilt 7, Oregon 2
June 1 Vanderbilt 3, Oregon 2

Super Regional - Nashville, Tenn.

June 6 Vanderbilt 11, Stanford 6
June 7 Stanford 5, Vanderbilt 4
June 8 Vanderbilt 12, Stanford 5

College World Series

June 14 Vanderbilt 5, Louisville 3
June 16 Vanderbilt 6, UC Irvine 4
June 20 Texas 4, Vanderbilt 0
June 21 Vanderbilt 4, Texas 3 (10)
June 23 Vanderbilt 9, Virginia 8
June 24 Virginia 7, Vanderbilt 2
June 25 Vanderbilt 3, Virginia 2

2013**Nashville, Tenn.**

May 31 Vanderbilt 9, ETSU 1
June 1 Vanderbilt 10, Illinois 4
June 2 Georgia Tech 5, Vanderbilt 0
June 3 Vanderbilt 7, Georgia Tech 1

Super Regional - Nashville, Tenn.

June 8 Louisville 5, Vanderbilt 3
June 9 Louisville 2, Vanderbilt 1

2012**Raleigh, N.C.**

June 1 Vanderbilt 8, UNC-Wilmington 2
June 2 Vanderbilt 9, NC State 8
June 3 NC State 6, Vanderbilt 5
June 4 NC State 9, Vanderbilt 7

2011 - College World Series**Nashville, Tenn.**

June 3 Vanderbilt 10, Belmont 0
June 4 Vanderbilt 10, Troy 2
June 5 Vanderbilt 6, Belmont 1

Super Regional - Nashville, Tenn.

June 10 Vanderbilt 11, Oregon State 1
June 11 Vanderbilt 9, Oregon State 3

College World Series

June 18 Vanderbilt 7, North Carolina 3
June 20 Florida 3, Vanderbilt 1
June 22 Vanderbilt 5, North Carolina 1
June 24 Florida 6, Vanderbilt 4

2010**Louisville, Ky.**

June 4 Vanderbilt 8, Illinois State 7 (13)
June 5 Louisville 7, Vanderbilt 1
June 6 Vanderbilt 10, Illinois State 4
June 6 Vanderbilt 7, Louisville 0
June 7 Vanderbilt 3, Louisville 2 (10)

Super Regional - Tallahassee, Fla.

June 11 Florida State 9, Vanderbilt 8
June 12 Vanderbilt 6, Florida State 2
June 13 Florida State 7, Vanderbilt 6

2009**Louisville, Ky.**

May 29 Middle Tenn. 5, Vanderbilt 4
May 30 Vanderbilt 10, Indiana 0
May 31 Vanderbilt 6, Middle Tenn. 0
May 31 Vanderbilt 8, Louisville 4
June 1 Louisville 5, Vanderbilt 3

2008**Tempe, Ariz.**

May 30 Oklahoma 8, Vanderbilt 5
May 31 Vanderbilt 9, Stony Brook 4
June 1 Oklahoma 11, Vanderbilt 10

2007**Nashville, Tenn.**

June 1 Vanderbilt 2, Austin Peay 1 (11)
June 2 Michigan 4, Vanderbilt 3
June 3 Vanderbilt 11, Austin Peay 5
June 3 Vanderbilt 10, Michigan 7
June 4 Michigan 4, Vanderbilt 3 (10)

2006**Atlanta, Ga.**

June 2 Vanderbilt 5, Michigan
June 3 Georgia Tech 7, Vanderbilt 3
June 4 Vanderbilt 5, Michigan 4
June 4 Georgia Tech 8, Vanderbilt 4

2004**Charlottesville, Va.**

June 4 Vanderbilt 7, George Mason 3
June 5 Vanderbilt 11, Princeton 1
June 6 Vanderbilt 7, Virginia 3
Super Regional - Austin, Texas
June 11 Texas 15, Vanderbilt 3
June 12 Texas 10, Vanderbilt 2

1980**Tallahassee, Fla.**

May 22 W. Kentucky 15, Vanderbilt 4
May 23 New Orleans 8, Vanderbilt 2
(game completed on May 24 due to rain)

1974**Starkville, Miss.**

May 23 Vanderbilt 2, East Carolina 1
May 24 Miami 7, Vanderbilt 1
May 25 Ga. Southern 5, Vanderbilt 3

1973**Starkville, Miss.**

May 24 Vanderbilt 6, Ga. Southern 2
May 26 Vanderbilt 4, North Carolina St. 2
May 26 Ga. Southern 5, Vanderbilt 2
May 28 Miami 6, Vanderbilt 5

Individual Records**Hitting and Base Running**

Category	Record	vs Opponent
At-Bats	7	3x, last Tyler Campbell vs. Radford (5/31/15)
Runs	4	Ro Coleman vs. Radford (5/31/15)
Hits	5	Ryan Flaherty vs. Austin Peay (6/3/07)
RBI	6	Twice, last Zander Wiel vs. Radford (5/31/15)
Doubles	3	Ethan Paul vs. Washington (6/2/16)
Triples	1	Several Players
Home Runs	3	Aaron Westlake vs. Oregon State (6/11/11)
Total Bases	12	Aaron Westlake vs. Oregon State (6/11/11)
Walks	3	11x, last Alonzo Jones vs. Washington (6/2/16)
Strikeouts	4	2x, last Will Toffey vs. Indiana (5/30/15)
Sac Hits	2	Twice, last Jack Lupo vs. Georgia Tech (6/3/13)
Sac Flies	2	Anthony Gomez vs. Troy (6/4/11)
Stolen Bases	2	9x, last Ethan Paul vs. Clemson (6/5/17)
Stolen Bases Atts.	4	Ethan Paul vs. Clemson (6/5/17)
Hit-by-Pitch	2	5x, last R. Wiseman, J. Kendall vs. Radford (5/31/15)

Pitching

Category	Record	vs Opponent
Innings Pitched	9.0	8x, last Walker Buehler vs. Oregon (6/1/14)
		Richie Goodenow vs. Louisville (6/6/10)
		Caleb Cotham vs. Middle Tennessee (5/31/09)
		David Price vs. Austin Peay (6/1/07)
		Matt Buschmann vs. Michigan (6/2/06)
		Ryan Mullins vs. Princeton (6/5/04)
		Jeff Peebles vs. Georgia Southern (5/24/73)
		Jeff Peebles vs. Miami (Fla.) (5/28/73)
Most Hits	13	David Nenad vs. Western Kentucky (5/22/80)
Runs	9	David Nenad vs. Western Kentucky (5/22/80)
Earned Runs	9	David Nenad vs. Western Kentucky (5/22/80)
Walks	6	3x, last Carson Fulmer vs. Texas (6/2/14)
Strikeouts	17	David Price vs. Austin Peay (6/1/07)
Wild Pitches	3	Carson Fulmer vs. Cal State Fullerton (6/12/15)
Low Hit CG	2	Richie Goodenow vs. Louisville (6/6/10)

Fielding

Category	Record	vs Opponent
Putouts	21	Shea Robin vs. Austin Peay (6/1/07)
Assists	8	Dansby Swanson vs. Virginia (6/24/15)
Errors	3	Ted Shipley vs. Miami (Fla.) (5/24/74)
Passed Balls	2	Spencer Navin vs. Louisville (6/8/13)

Team Records**Hitting and Base Running**

Category	Record	vs Opponent
At-Bats	49	Illinois State (6/4/10)
Runs	21	Radford (5/31/5)
Hits	20	Radford (5/31/15)
RBI	20	Radford (5/31/15)
Doubles	8	Clemson (6/3/17)
Triples	4	Radford (5/31/15)
Home Runs	4	Florida State (6/11/10)
Total Bases	45	Western Kentucky (5/22/80)
Sac Hits	4	2x, last St. John's (6/2/17)
Sac Flies	2	8x, last St. John's (6/2/17)
Stolen Bases	8	UNC-Wilmington (6/1/12)
SB Attempts	9	UNC-Wilmington (6/1/12)
Walks	10	3x, last Illinois State (6/6/10)
Hit-by-Pitch	7	Radford (5/31/15)
Strikeouts	14	2x, last TCU (6/16/15)
Left on Base	17	Twice, last Illinois State (6/6/10)

Pitching

Category	Record	vs Opponent
Innings Pitched	13.0	Twice, last Illinois State (6/4/10)
Most Hits	15	Virginia (6/23/14)
Fewest Hits	2	Twice, last Louisville (6/6/10)
Fewest Runs	0	8x, last Clemson (6/5/17)
Walks	12	New Orleans (5/23/80)
Fewest Walks	0	Twice, last Stanford (6/7/14)
Strikeouts	22	Austin Peay (6/1/07)
Wild Pitches	3	Twice, last Cal State Fullerton (6/12/15)

Fielding

Category	Record	vs Opponent
Assists	20	Virginia (6/24/15)
Errors	6	Miami (Fla.) (5/24/74)

Miscellaneous

Category	Record	vs Opponent
Margin of Victory	21	Radford - 21-0 (5/31/15)

THE LAST TIME VANDERBILT...

Won 10 or more consecutive games _____ 4/20-5/16/13 (14)
 Lost five or more consecutive games _____ 4/29/18-5/6/18 (6)
 Scored 20 or more runs in a game _____ 21 vs. Middle Tennessee, 5/15/18
 Scored 10+ Runs in an Inning _____ 14 (3rd) vs Middle Tennessee, 5/15/18
 Did Not Strikeout _____ vs. Tennessee-Martin, 2/23/05
 Hit consecutive home runs _____ Stephen Scott (solo), Connor Kaiser (solo) at Tennessee, 5/11/18
 Had a triple steal _____ Ethan Paul (home), Jeren Kendall (3rd), Bryan Reynolds (2nd) vs. Auburn, 5/19/16
 Shut out consecutive opponents _____ vs. Radford (12-0), 3/9/16
 _____ vs. Xavier (7-0), 3/11/16
 Shut out the opponent _____ vs. LSU (1-0), 3/25/18
 Was shut out by the opponent at home _____ vs. Kentucky (3-0), 4/17/16
 Was shut out by the opponent on the road _____ at Auburn (14-0), 5/6/18
 Was shut out in two consecutive games _____ vs. Kentucky (14-0) (4-0), 4/23/76
 Swept a conference doubleheader _____ vs. Ole Miss, 4/15/18
 Was swept in a conference doubleheader _____ vs. Tennessee, 4/25/10
 Swept a conference series at home _____ vs. Auburn, 5/19-21/16
 Was swept in a conference series at home _____ vs. Tennessee, 5/14-16/09
 Swept a conference series (three games) on the road _____ at Mississippi State, 3/16-18/18
 Was swept in a conference series on the road _____ at Auburn, 5/4-6/18
 Lost a conference series at home _____ vs. South Carolina, 4/27-29/18
 Lost a conference series on the road _____ at Auburn, 5/4-6/18
 Threw a no hitter _____ at Western Kentucky (J. Lewis, N. Pilkington, J. Scott, M. Buschmann), 5/6/03
 Was no-hit _____ at Texas A&M (Kyle Simonds, 9.0), 5/7/16
 Started six true freshmen _____ at Auburn (A. Martin - LF, P. Clarke - DH, P. DeMarco - RF, J. Gonzalez - SS, G. Blaylock - 3B, M. Hickman - SP), 5/6/18
 _____ vs. Austin Peay (J. Infante - 1B, E. Paul - DH, A. Jones - 2B, W. Grisanti - LF, C. Kaiser - SS, D. Everett - SP), 4/26/16

THE LAST TIME A VANDERBILT PLAYER...

Hit two home runs in a game _____ Stephen Scott at Tennessee, 5/11/18
 Hit three home runs in a game _____ Aaron Westlake vs. Oregon State, 6/11/11
 Hit a grand slam _____ Ethan Paul vs. UMass-Lowell, 2/24/18
 Hit a walk-off home run _____ Jeren Kendall vs. Cal State Fullerton, 6/14/15
 Hit an inside the park home run _____ Will Toffey vs. Belmont, 3/22/17
 Hit a pinch-hit home run _____ Stephen Scott vs. Louisville, 5/1/18
 Hit for the cycle _____ Clinton Johnston vs. Kentucky, 4/28/96
 Had seven or more RBIs in a game _____ Ethan Paul (7) vs. UMass-Lowell, 2/24/18
 _____ Dominic de la Osa (7) vs. Georgia, 4/16/06
 _____ Karl Nonemaker (7) vs. Kentucky, 5/12/02
 Had five or more hits in a game _____ Tony Kemp (5) at Belmont, 2/19/13
 Had two hits in an Inning _____ Stephen Scott (3rd - HR, 2B), Jayson Gonzalez (1B, 1B) vs. Middle Tennessee, 5/15/18
 Had 10 or more total bases in a game _____ Jayson Gonzalez (11) vs. UMass-Lowell, 2/24/18
 Stole three or more bases in a game _____ Austin Martin (3) vs. Presbyterian, 2/21/18
 Stole Home _____ Ethan Paul vs. Auburn, 5/19/16
 Had a 10-game hit streak _____ Austin Martin (13), 4/1/18-present
 Had a 15-game hit streak _____ Bryan Reynolds (16), 3/10-4/3/15
 Had a 20-game hit streak _____ Xavier Turner (27), 3/4-4/22/14
 Had a 25-game hit streak _____ Xavier Turner (27), 3/4-4/22/14
 Had 10 or more strikeouts in a game _____ Chandler Day (10) vs. Georgia, 4/6/18
 Had 15 or more strikeouts in a game _____ Kevin Ziomek (15) vs. Illinois-Chicago, 3/1/13
 Pitched a complete game _____ Patrick Raby at Georgia, 4/21/17
 Pitched a seven-inning complete game _____ Mason Hickman vs. LSU, 3/25/18
 Pitched a nine-inning, complete game shutout _____ Kyle Wright vs. Florida, 4/14/17
 Pitched a seven-inning, complete game shutout _____ Mason Hickman vs. LSU, 3/25/18
 Pitched a combined shutout _____ Drake Fellows (6.0), Zach King (3.0) at Mississippi State, 3/16/18
 Pitched a no-hitter _____ Doug Wessel vs. Belmont, 4/19/1971
 Pitched a no-hitter (combined) _____ Jensen Lewis, Nick Pilkington, John Scott, Matt Buschmann at Western Ky., 5/6/03
 Pitched a perfect game _____ Jensen Lewis, Nick Pilkington, John Scott, Matt Buschmann at Western Ky., 5/6/03
 Recorded a win and save on the same day _____ Jackson Gillis vs. Ole Miss (Win - Game 1, Save - Game 2), 4/15/18

NUMERICAL ROSTER

No.	Name	Pos.	B/T	Ht.	Wt.	Cl.	Hometown/Previous School
2	Harrison Ray	IF	R/R	5-11	190	So./1L	Longwood, Fla. (Lake Brantley HS)
3	Cooper Davis	OF	L/R	5-10	185	Fr./HS	Mississauga, Ontario (St. Aloysius Gonzaga)
5	Philip Clarke	C	L/R	5-11	190	Fr./HS	Franklin, Tenn. (Christ Presbyterian Academy)
6	Justin Wilson	RHP	R/R	6-0	180	R-So./RS	Murfreesboro, Tenn. (Oakland HS/Vol State CC)
8	Alonzo Jones	OF	S/R	5-10	195	Jr./2L	Columbus, Ga. (Columbus HS)
9	Garrett Blaylock	IF	L/R	6-3	208	Fr./HS	Asheville, N.C. (T.C. Roberson HS)
10	Ethan Paul	IF	L/R	5-10	185	Jr./2L	Bellevue, Wash. (International School)
11	Paxton Stover	LHP	L/L	5-11	200	Sr./1L	Ridgely, Tenn. (Dyer County HS/Dyersburg State CC)
12	Connor Kaiser	IF	R/R	6-4	205	Jr./2L	Overland Park, Kan. (Blue Valley West HS)
13	Kiambu Fentress	OF	R/R	6-0	175	R-So./1L	Nashville, Tenn. (Ensworth School)
16	Austin Martin	IF	R/R	6-0	170	Fr./HS	Jacksonville, Fla. (Trinity Christian Academy)
17	Walker Grisanti	OF	L/R	5-10	195	Jr./2L	Collierville, Tenn. (Christian Brothers HS)
18	Pat DeMarco	OF	R/R	5-11	205	Fr./HS	Winder, Ga. (Winder Barrow HS)
19	Stephen Scott	OF/C	L/R	5-11	200	Jr./2L	Cary, N.C. (Cardinal Gibbons HS)
20	Ty Duvall	C	L/R	5-11	190	So./1L	Lebanon, Ohio (Lebanon HS)
21	Tyler Brown	RHP	R/R	6-4	242	Fr./HS	Lewis Center, Ohio (Olentangy Orange HS)
22	Julian Infante	IF	R/R	6-3	215	Jr./2L	Miami, Fla. (Westminister Christian HS)
27	Chandler Day	RHP	R/R	6-5	180	Jr./2L	Granville, Ohio (Watkins Memorial HS)
29	Patrick Raby	RHP	R/R	6-3	230	Jr./2L	Knoxville, Tenn. (Farragut HS)
31	Justin Willis	RHP	R/R	5-11	180	Fr./HS	West New York, N.J. (Memorial HS)
32	Hugh Fisher	LHP	R/L	6-5	185	Fr./HS	Eads, Tenn. (Briarcrest Christian HS)
33	Erik Kaiser	RHP	R/R	6-5	205	Fr./HS	Waterloo, Ill. (Waterloo HS)
34	Zach King	LHP	L/L	6-6	210	So./1L	Spring Hill, Tenn. (Spring Hill HS)
35	Jackson Gillis	LHP	R/L	6-3	220	So./1L	Wilmington, Mass. (Wilmington HS)
39	Jake Eder	LHP	L/L	6-4	210	Fr./HS	Ft. Lauderdale, Fla. (Calvary Christian Academy)
40	Aaron Brown	RHP	R/R	6-4	205	Fr./HS	Mt. Juliet, Tenn. (Mt. Juliet HS)
42	Maddux Conger	RHP	R/R	6-3	200	Jr./2L	Stephenville, Texas (Stephenville HS)
43	Tyler Solomon	IF	S/R	6-4	215	Fr./HS	Haymarket, Va. (Battlefield HS)
44	Mason Hickman	RHP	R/R	6-6	230	Fr./HS	Hendersonville, Tenn. (Pope John Paul II HS)
45	Reid Schaller	RHP	R/R	6-3	215	R-Fr./RS	Lebanon, Ind. (Lebanon HS)
49	AJ Franklin	LHP	L/L	6-2	180	R-So./1L	Lebanon, Tenn. (Wilson Central HS)
51	JJ Bleday	OF	L/L	6-3	205	So./1L	Panama City Beach, Fla. (A. Crawford Mosley HS)
66	Drake Fellows	RHP	L/R	6-5	210	So./1L	Plainfield, Ill. (Joliet Catholic Academy)
99	Jayson Gonzalez	INF	R/R	6-2	205	Fr./HS	Covina, Calif. (Bishop Amat HS)

Head Coach: 4 Tim Corbin (Ohio Wesleyan, 1984) - 16th Season at Vanderbilt

Associate Head Coach: 26 Scott Brown (SUNY-Cortland, 1999)

Assistant Coach: 24 Mike Baxter (Vanderbilt, 2005)

Volunteer Coach: 1 David Macias (Vanderbilt, 2008)

Athletic Trainer: Tracy Campbell (James Madison, 2008)

Strength & Conditioning Coach: Chris Ham (Illinois, 2005)

Director of Baseball Operations: Brooks Webb (Birmingham Southern, 2011)

Director of Player Development: Alex Levitt (Vanderbilt, 2010)

Video Coordinator: Brandon Barak (Illinois, 2012)

Equipment Manager: John Mardirosian (Texas, 2011)

Student Assistants: Josh Ruchotzke & Casey Stangel

Student Managers: Jack Goodrum, Chase Casali, Preston Hausser & Jackson Kelley

PRONUNCIATION CHART

JJ Bleday _____ bluh-DAY
 Kiambu Fentress _____ key-AHM-boo
 Walker Grisanti _____ greh-sahn-TEE
 Patrick Raby _____ RAY-bee
 Reid Schaller _____ SHALL-er
 Paxton Stover _____ STOE-ver

ALPHABETICAL ROSTER

#	Name	Pos.	Yr.
9	Garrett Blaylock	IF	Fr.
51	JJ Bleday	OF	Jr.
40	Aaron Brown	RHP	Fr.
21	Tyler Brown	RHP	Fr.
5	Philip Clarke	C	Fr.
42	Maddux Conger	RHP	Jr.
3	Cooper Davis	OF	Fr.
27	Chandler Day	RHP	Jr.
18	Pat DeMarco	OF	Fr.
20	Ty Duvall	C	So.
39	Jake Eder	LHP	Fr.
66	Drake Fellows	RHP	So.
13	Kiambu Fentress	OF	R-So.
32	Hugh Fisher	LHP	Fr.
49	AJ Franklin	LHP	R-So.
35	Jackson Gillis	LHP	So.
99	Jayson Gonzalez	IF	Fr.
17	Walker Grisanti	OF	Jr.
44	Mason Hickman	RHP	Fr.
22	Julian Infante	IF	Jr.
8	Alonzo Jones	OF	Jr.
12	Connor Kaiser	IF	Jr.
33	Erik Kaiser	RHP	Fr.
34	Zach King	LHP	So.
16	Austin Martin	IF	Fr.
10	Ethan Paul	IF	Jr.
29	Patrick Raby	RHP	Jr.
2	Harrison Ray	IF	So.
45	Reid Schaller	RHP	R-Fr.
19	Stephen Scott	OF/C	Jr.
43	Tyler Solomon	IF	Fr.
11	Paxton Stover	LHP	Sr.
31	Justin Willis	RHP	Fr.
6	Justin Wilson	RHP	R-So.

EXPERIENCE BREAKDOWN

Seniors (1) _____ Stover
 Juniors (9) _____ Conger, Day, Grisanti, Infante, Jones,
 _____ C. Kaiser, Paul, Raby, Scott,
 Redshirt Sophomores (3) _____ Franklin, Fentress, Wilson
 Sophomores (7) _____ Bleday, Duvall, Fellows, Gillis,
 _____ King, Ray, Sandborn
 Redshirt Freshman (1) _____ Schaller
 Freshmen (14) _____ Blaylock, A. Brown, T. Brown, Clarke,
 _____ Davis, DeMarco, Eder, Fisher, Gonzalez, Hickman,
 _____ E. Kaiser, Martin, Solomon, Willis

STATE BREAKDOWN

California (1) _____ Gonzalez
 Florida (5) _____ Bleday, Eder, Infante, Martin, Ray
 Georgia (1) _____ Alonzo Jones
 Illinois (2) _____ Fellows, E. Kaiser
 Indiana (1) _____ Schaller
 Kansas (1) _____ C. Kaiser
 Massachusetts (1) _____ Gillis
 New Jersey (1) _____ Willis
 New York (1) _____ DeMarco
 North Carolina (2) _____ Blaylock, Scott
 Ohio (3) _____ T. Brown, Day, Duvall
 Ontario, Canada (1) _____ Davis
 Tennessee (11) _____ A. Brown, Clarke
 _____ Fentress, Fisher, Franklin, Grisanti, Hickman,
 _____ King, Raby, Stover, Wilson
 Texas (1) _____ Conger
 Virginia (1) _____ Solomon
 Washington (1) _____ Paul




Harrison Ray
Fr. ★ 5-11 ★ 190 ★ R/R
IF ★ Longwood, Fla.



Cooper Davis
Fr. ★ 5-10 ★ 185 ★ L/R
OF ★ Mississauga, Ontario



Philip Clarke
Fr. ★ 5-11 ★ 190 ★ L/R
C ★ Franklin, Tenn.



Justin Wilson
R-So. ★ 6-0 ★ 175 ★ R/R
RHP ★ Murfreesboro, Tenn.



Alonzo Jones
Jr. ★ 5-10 ★ 195 ★ S/R
OF ★ Columbus, Ga.



Garrett Blaylock
Fr. ★ 6-3 ★ 200 ★ L/R
IF ★ Asheville, N.C.



Ethan Paul
Jr. ★ 5-10 ★ 185 ★ L/R
IF ★ Bellevue, Wash.



Paxton Stover
Sr. ★ 5-11 ★ 190 ★ L/L
LHP ★ Ridgely, Tenn.



Connor Kaiser
Jr. ★ 6-4 ★ 205 ★ R/R
IF ★ Overland Park, Kan.



Kiamu Fentress
R-So. ★ 6-0 ★ 175 ★ R/R
OF ★ Nashville, Tenn.



Austin Martin
Fr. ★ 6-0 ★ 170 ★ R/R
IF ★ Jacksonville, Fla.



Walker Grisanti
Jr. ★ 5-10 ★ 190 ★ L/R
OF ★ Collierville, Tenn.



Pat DeMarco
Fr. ★ 5-11 ★ 205 ★ R/R
OF ★ Staten Island, N.Y.



Stephen Scott
Jr. ★ 5-11 ★ 200 ★ L/R
OF/C ★ Cary, N.C.



Ty Duvall
So. ★ 5-11 ★ 190 ★ L/R
C ★ Lebanon, Ohio




Tyler Brown
Fr. ★ 6-4 ★ 242 ★ R/R
RHP ★ Ashland, Ohio



Julian Infante
Jr. ★ 6-3 ★ 215 ★ R/R
IF ★ Miami, Fla.



Chandler Day
Jr. ★ 6-5 ★ 180 ★ R/R
RHP ★ Granville, Ohio



Patrick Raby
Jr. ★ 6-3 ★ 230 ★ R/R
RHP ★ Knoxville, Tenn.



Justin Willis
Fr. ★ 5-11 ★ 180 ★ R/R
RHP ★ West New York, N.J.



Hugh Fisher
Fr. ★ 6-5 ★ 185 ★ R/L
LHP ★ Eads, Tenn.



Erik Kaiser
Fr. ★ 6-5 ★ 205 ★ R/R
RHP ★ Waterloo, Ill.



Zach King
So. ★ 6-6 ★ 210 ★ L/L
LHP ★ Spring Hill, Tenn.



Jackson Gillis
So. ★ 6-3 ★ 225 ★ R/L
LHP ★ Wilmington, Mass.



Jake Eder
Fr. ★ 6-4 ★ 210 ★ L/L
LHP ★ Ocean Ridge, Fla.




Aaron Brown
Fr. ★ 6-4 ★ 205 ★ R/R
RHP ★ Mt. Juliet, Tenn.




Maddux Conger
Jr. ★ 6-3 ★ 200 ★ R/R
RHP ★ Stephenville, Texas



Tyler Solomon
Fr. ★ 6-4 ★ 215 ★ S/R
C ★ Haymarket, Va.



Mason Hickman
Fr. ★ 6-6 ★ 230 ★ R/R
RHP ★ Hendersonville, Tenn.



Reid Schaller
R-Fr. ★ 6-3 ★ 210 ★ R/R
RHP ★ Lebanon, Ind.



AJ Franklin
R-So. ★ 6-2 ★ 180 ★ L/L
LHP ★ Lebanon, Tenn.



JJ Bleday
So. ★ 6-5 ★ 205 ★ L/L
OF ★ Panama City Beach, Fla.




Drake Fellows
So. ★ 6-5 ★ 205 ★ L/R
RHP ★ Plainfield, Ill.



Jayson Gonzalez
Fr. ★ 6-2 ★ 205 ★ R/R
IF ★ Covina, Calif.



Tim Corbin
Head Coach
16th Season



Scott Brown
Associate Head Coach
6th Season



Mike Baxter
Hitting Coach
1st Season



David Macias
Volunteer Assistant Coach
1st Season