



VANDERBILT

2018 BASEBALL GAME NOTES



Vanderbilt Athletic Communications ★ 2601 Jess Neely Dr. Nashville, TN 37212
Baseball Contact: Andrew Pate ★ Cell: 713.387.9119 ★ Email: andrew.pate@vanderbilt.edu
vucommidores.com ★ twitter: @vandybaseball

2018 SCHEDULE/RESULTS

OVERALL: 28-24 | SEC: 13-14 | H: 19-9 | A: 7-11 | N: 2-4

FEBRUARY (9-1)

16	#25 DUKE	W, 9-1	SEC Network+
17	#25 DUKE	L, 5-4	
18	#25 DUKE	W, 9-1	SEC Network+
20	PRESBYTERIAN	W, 7-1	SEC Network+
21	PRESBYTERIAN	W, 15-2	SEC Network+
23	UMASS-LOWELL	W, 15-0	SEC Network+
24	UMASS-LOWELL	W, 15-2	
25	UMASS-LOWELL	W, 9-2	
27	AUSTIN PEAY	W, 19-6	
28	INDIANA STATE	W, 8-5	SEC Network+

MARCH (8-9)

2	vs. Sam Houston St. %	L, 7-6 (10 inn)	
3	vs. Louisiana%	L, 3-0	
4	vs. #24 Houston%	W, 9-4	
7	at Long Beach St.	L, 4-3	
9	at #11 UCLA	W, 6-3	
10	at USC	CANCELED	
11	vs. #8 TCU^	W, 7-4	
14	EASTERN KENTUCKY	L, 6-5	SEC Network+
16	at #19 Mississippi St. *	W, 5-0	SEC Network
17	at #19 Mississippi St. *	W, 10-1	SEC Network+
18	at #19 Mississippi St. *	W, 4-3	SEC Network+
21	Belmont&	L, 8-5	
23	#19 LSU*	W, 4-2	ESPNU
24	#19 LSU*	L, 6-2	ESPNU
25	#19 LSU*	W, 1-0 (7 inn.)	ESPNU
27	vs. Lipscomb&	L, 5-1	
30	at #2 Florida*	L, 8-4	SEC Network+
31	at #2 Florida*	L, 10-2	ESPNU

APRIL (8-8)

1	at #2 Florida*	L, 8-2	SEC Network
3	at Middle Tennessee	L, 4-3 (7 inn.)	
5	#16 GEORGIA*	L, 3-2	ESPNU
6	#16 GEORGIA*	W, 5-3	SEC Network+
7	#16 GEORGIA*	W, 8-3	SEC Network+
10	WESTERN KENTUCKY	W, 3-2	SEC Network+
13	#5 OLE MISS*	L, 11-3	SEC Network+
15	#5 OLE MISS*	W, 8-7 (8 inn.)	ESPNU
15	#5 OLE MISS*	W, 8-7 (7 inn.)	ESPNU
17	EVANSVILLE	W, 6-1	SEC Network+
19	at Missouri*	L, 2-1	ESPNU
20	at Missouri*	L, 3-1	SEC Network+
21	at Missouri*	W, 6-2	SEC Network+
27	SOUTH CAROLINA*	L, 8-7	SEC Network+
28	SOUTH CAROLINA*	W, 8-1	SEC Network+
29	SOUTH CAROLINA*	L, 10-9	SEC Network+

MAY (3-6)

1	LOUISVILLE	L, 8-4	SEC Network
4	at Auburn	L, 4-1	SEC Network+
5	at Auburn	L, 11-5	SEC Network+
6	at Auburn	L, 14-0	SEC Network+
8	#23 TENNESSEE TECH	L, 6-4	SEC Network+
11	at Tennessee	W, 7-6	SEC Network+
12	at Tennessee	W, 7-2	SEC Network+
13	at Tennessee	L, 8-7	SEC Network
15	MIDDLE TENNESSEE	W, 21-4	SEC Network+
17	#19 KENTUCKY	6:30 PM	SEC Network+
18	#19 KENTUCKY	6:30 PM	SEC Network+
19	#19 KENTUCKY	1:00 PM	SEC Network+

% Minute Maid Park (Houston, Texas)
^ Dodger Stadium (Los Angeles, Calif.)
*Southeastern Conference Game
& First Tennessee Park (Nashville, Tenn.)

VANDERBILT COMMODORES (28-24, 13-14 SEC) vs. #19 KENTUCKY WILDCATS (34-18, 13-14 SEC)

May 17, 2018 ★ 6:30 p.m. CT ★ Nashville, Tenn. ★ Hawkins Field (3,626) ★ SEC Network+

GAME 53



VANDERBILT

2018 Record: 28-24 Overall, 13-14 SEC

Home / Away / Neutral: 19-9 / 7-11 / 2-4


Rankings: D1: NR | NCBWA: NR | Coaches: RV

BA: NR | CB: NR | PG: NR

Head Coach: Tim Corbin

Career Record: 780-477-1 (21st)

Record at Vanderbilt: 674-339-1 (16th)



KENTUCKY

2018 Record: 34-18 Overall, 13-14 SEC

Home / Away / Neutral: 19-9 / 10-9 / 5-0

Rankings: D1: 19 | NCBWA: 20 | Coaches: 19

BA: 19 | CB: NR | PG: 16

Head Coach: Nick Mingione

Career Record: 76-41 (2nd)

Record at UK: Same

NEED TO KNOW

- ★ For a 13th-straight season, Vanderbilt has locked up a spot in the SEC Tournament. The Commodores enter the weekend in the ninth but could finish as high as third or as low as 12th. The six-day event opens on Tuesday in Hoover, Ala.
- ★ Vanderbilt has won three of its last four games and is coming off a record-setting night on Tuesday. The Commodores broke a 67-year-old program record, drawing 19 walks in a 21-4 win against Middle Tennessee. Vandy struck for 14 runs in the third inning and went on to match a Hawkins Field record with 21 total runs.
- ★ With one victory this weekend, the Commodores would reach 20 home wins for the 15th consecutive season. LSU and South Carolina are the only other SEC schools to reach 20 home wins in each of the last 14 seasons (2004-2007).
- ★ Vanderbilt looks to continue bolstering its NCAA Tournament resume this weekend. The Commodores sit at No. 36 in the RPI and boast the **nation's sixth-toughest schedule**. Vandy has played a whopping 30 games vs. Top 50 RPI opponents, going 14-16 in those games. Kentucky enters Thursday at No. 17 in the RPI.
- ★ For the third-straight year, the Commodores close the regular season with four-straight home games. Vandy is 19-9 at Hawkins Field and is batting .296 and averaging 7.78 runs per game at the facility. Meanwhile, the pitching staff has turned in a 3.64 ERA and limited opponents to a .236 batting average in 247.0 innings.
- ★ Vanderbilt and Wake Forest are the **only teams in the country** to start six true freshmen in a game this year. The Commodores did so on May 6 at Auburn. During last weekend's series at Tennessee, the class combined to contribute nine of the team's 19 RBIs and three of the squad's seven doubles against the Volunteers.
- ★ Vandy played error-free baseball for the 29th time on Tuesday against Middle Tennessee. The Commodores are **fourth nationally** and first in the SEC with a .982 fielding percentage. The program record for fielding is .979, set in 2015.
- ★ Thursday marks the 250th all-time meeting between Vanderbilt and Kentucky. The programs, which began playing in 1924, have met each season since 1957. The Wildcats hold a 125-121-3 all-time advantage in the series.
- ★ The Commodores have been surging at the plate of late, batting .310 over their last five games. **Stephen Scott** has helped pave the way, belting four home runs alongside three doubles and eight RBIs in that stretch.

GAME COVERAGE

Date	TV/Stream	Play-by-Play	Analyst	Radio	Play-by-Play
May 17	SEC Network+	Kevin Ingram	Andrew Harris	WNSR 560 AM/95.9 FM	Joe Fisher

Live Stats - vanderbilt.statbroadcast.com

Twitter - @VandyBaseball / #VandyBoys

VANDERBILT STARTING PITCHER THURSDAY



DRAKE FELLOWS

RHP ★ 6-5 ★ 205 ★ So./1L
Plainfield, Ill. ★ Joliet Catholic Academy

W-L	5-4
ERA	4.06
IP	77.2
K/BB	88/31

KENTUCKY STARTING PITCHER

Thursday	G-GS	W-L	ERA	K/BB
RHP Sean Hjelle	13/13	7-4	3.56	73/19

BY THE NUMBERS SINCE 2006...

3	★ College World Series appearances (2011, 2014, 2015)
6	★ NCAA Super Regional appearances (2010, 2011, 2013, 2014, 2015, 2017)
12	★ straight NCAA Tournament appearances (longest active streak in the SEC)
14	★ players selected in the first round of the Major League Baseball Draft (nation's most)
48	★ NCAA Tournament victories (most in the SEC)

TODAY IN VANDERBILT BASEBALL HISTORY

MAY 17, 2007 (11 YEARS AGO): Vandy claimed its first ever SEC regular-season championship with a 4-1 victory against LSU. The league title was the fourth for Vandy all-time with the three others coming in postseason play in 1973, 1974, 1980. **David Price** struck out 15 batters and allowed just a run in 8.2 innings. He broke his own single season school strikeout record with his 155th in the third inning.

SERIES HISTORY

KENTUCKY (121-125-3)

LAST 10 MEETINGS (6-4)

Date	Location	Result
3/30/14	Nashville, Tenn.	W, 6-2
5/01/15	Lexington, Ky.	W, 13-3
5/02/15	Lexington, Ky.	L, 11-5
5/03/15	Lexington, Ky.	W, 7-3
4/15/16	Nashville, Tenn.	W, 3-0
4/16/16	Nashville, Tenn.	W, 3-2
4/17/16	Nashville, Tenn.	L, 3-0
3/31/17	Lexington, Ky.	L, 10-3
4/01/17	Lexington, Ky.	L, 7-4
4/02/17	Lexington, Ky.	W, 6-4

STATISTICAL LEADERS

VANDERBILT	CATEGORY	KENTUCKY
Austin Martin .319 avg.	Batting avg.	Kole Cottam .350 avg.
DeMarco/Martin 58 hits	Hits	Kole Cottam 71 hits
Pat DeMarco 41 runs	Runs Scored	Kole Cottam 51 runs
Philip Clarke 13 doubles	Doubles	Tristan Pompsey 18 doubles
Alonzo Jones 3 triples	Triples	Luke Becker 2 triples
Stephen Scott 10 home runs	Home Runs	Cottam/Heyer 17 home runs
Connor Kaiser 28 walks	Walks	Trey Dawson 38 walks
Austin Martin 19 stolen bases	Stolen Bases	Three players 9 stolen bases
Mason Hickman 7 wins	Wins	Hjelle/Lewis 7 wins
Patrick Raby 3.43 ERA	ERA	Sean Hjelle 3.56 ERA
Drake Fellows 77.2 IP	Innings Pitched	Sean Hjelle 86.0 IP
Drake Fellows 88 strikeouts	Strikeouts	Justin Lewis 92 strikeouts

STATISTICAL COMPARISON

VANDERBILT	CATEGORY	KENTUCKY
28-24	Record	34-18
.263	Batting Avg.	.300
6.15	Runs/Game	7.42
8.71	Hits/Game	10.05
90	Doubles	112
11	Triples	5
46	Home Runs	77
280	RBI	357
248	Walks	267
90-112	SB-ATT	54-77
4.31	ERA	5.26
3	Shutouts Thrown	1
483	Strikeouts	479
.245	Opp. Batting Avg.	.259
.982	Fielding Pct.	.973

BATTING A THOUSAND

- ★ Vandy's April 19 matchup at Missouri marked the 1,000th game coached by **Tim Corbin** at Vanderbilt.
- ★ The 16th-year head man became the 25th active head coach to reach 1,000 games at his current institution.
- ★ Corbin also became the eighth skipper in SEC history to coach 1,000 games at a league institution and second Vanderbilt coach, joining Roy Mewbourne (1,264 games). Ole Miss' head coach Mike Bianco, who has coached 1,114 games, is the only other current SEC skipper with 1,000 or more games.

VANDERBILT RE-VU

- ★ Vanderbilt erupted for 14 runs and sent 17 batters to the plate in the third inning while setting a school record with 19 walks in a 21-4 victory against Middle Tennessee on Tuesday night at Hawkins Field.
- ★ In the third inning, the Commodores (28-24) registered nine hits including a pair from **Stephen Scott** who belted a two-run home run and added a two-run double. **Jayson Gonzalez** also collected a pair of RBI-singles in the frame.
- ★ Vandy drew six walks in the third inning during a night in which it broke a 67-year old school record with 19 walks. The 21 runs matched a Hawkins Field record and were the most since VU totaled as many a season ago in Murfreesboro.

INSIDE THE MATCHUP VS. KENTUCKY

- ★ Vanderbilt and Kentucky square off for the 250th time in the history of the two programs on Thursday night.
- ★ The Wildcats lead the all-time series 125-121-3 since the two programs began playing in the 1924 season.
- ★ Since **Tim Corbin** arrived to Vandy in 2003, the Commodores boast a 28-16 lead in the series.
- ★ Vandy has won four-straight series against Kentucky at Hawkins Field dating to the 2010 season. The Commodores dropped two-of-three a season ago in Lexington, salvaging the series finale with a 6-4 victory.

VANDY IN THE NATIONAL STATISTICAL RANKINGS

Statistic	Rank	Value	Statistic	Rank	Value
Fielding Percentage	4th	.982	Stolen Bases Per Game	20th	1.75
Stolen Bases	12th	91	Base On Balls	37th	248
Strikeouts per Nine Inn.	16th	9.7	Home Runs	52nd	46

NATION'S TOP FRESHMEN LIVING UP TO BILLING

- ★ Vanderbilt's freshman class was named tops in the country by Baseball America last November.
- ★ Seven Vanderbilt true freshmen made starts this season while 14 total have made appearances. The unit is hitting .281 (205-for-729) and has accounted for 41 percent of the Dores' RBIs (117) and 38 percent of the teams runs (123). True freshmen pitchers have posted an 12-8 record with 155 strikeouts in 167.2 innings.
- ★ D1Baseball.com's list of 30 impact freshmen entering 2018 includes Vandy's **Jake Eder** (No. 16), **Jayson Gonzalez** (No. 18), **Philip Clarke** (No. 19) and **Pat DeMarco** (No. 25). With four players on the list, the Dores trail only Florida (5).

WELCOME BACK, BLEDA!Y!

- ★ Vanderbilt starting right fielder **JJ Bleday** made his return on May 8 after missing 22 games (March 30-May 6) due to an oblique injury. The sophomore doubled in his first at-bat vs. Tennessee Tech and reached base four times.
- ★ The Commodores are 20-9 in 29 games with Bleday in the lineup. In 23 games without Bleday, Vandy is 9-14.
- ★ In five games back, Bleday is batting .500 (7-for-14) with 11 walks, five runs and four RBIs.

PLANES, TRAINS AND AUTOMOBILES

- ★ Vanderbilt has been well traveled this season. In fact, following the 362-mile round trip to Knoxville, the Dores have covered 7,423 miles highlighted by out-of-state trips to Alabama, California, Florida, Mississippi, Missouri and Texas.
- ★ The Dores became the first program to compete in both the Shriners Hospitals for Children College Classic (Houston - Minute Maid Park) and Dodger Stadium College Baseball Classic (Los Angeles) in the same season. The trip spanned 11 days (March 1-11) and totaled 4,009 miles with three games at Minute Maid Park and as many in Southern California.
- ★ Over the last four seasons, Vanderbilt baseball has visited 14 different states including Alabama, Arkansas, California, Florida, Georgia, Illinois, Kentucky, Louisiana, Mississippi, Missouri, Nebraska, Oregon, South Carolina and Texas.

COMMODORE NATION

- ★ Vanderbilt is one of five teams nationally to start a lineup featuring players from nine or more different states, joining Army, Elon, Kentucky and Western Kentucky. Vandy's 35-man roster boasts players from 15 different states as well as Canada with freshman **Cooper Davis** hailing from Mississauga, Ontario.

WHAT'S THE CATCH?

- ★ The Dores have received steady production from three catchers. **Philip Clarke**, **Ty Duvall** and **Stephen Scott** have each made their case for playing time. The trio has started in eight games this year including twice last weekend at Auburn as well as on Tuesday vs. Tennessee Tech.
- ★ Scott has belted three home runs in the Tennessee series while Clarke batted .412 (7-for-17) in four games last week. In 26 games, Duvall has totaled nine RBIs and added 13 runs. Here's a look at each of the trio's stat lines:

Player	Avg.	GP-GS	AB	R	H	2B	RBI	TB
Philip Clarke	.298	48-39	178	23	53	13	28	78
Stephen Scott	.252	43-37	127	32	32	9	32	71
Ty Duvall	.268	26-15	56	13	15	2	9	28

A WORLD SERIES KIND OF FEEL

- ★ After playing 10 straight at home to begin the season, Vanderbilt headed west for a six-game road trip including games at Houston's Minute Maid Park and Los Angeles' Dodger Stadium -- the two sites for the 2017 World Series matchup between the Astros and Dodgers.
- ★ The Commodores took part in the Shriners Hospitals for Children College Classic at Minute Maid from March 2-4. The three-day, six-team tournament featured local universities squaring off against the SEC. Vandy fell to Sam Houston State on Friday and Louisiana on Saturday before bouncing back with a 9-4 victory against Houston on Sunday night.
- ★ For the fourth-straight year, the Dorees headed to California, falling 4-3 to Long Beach State on Wednesday before knocking off UCLA, 6-3 on Friday and TCU, 7-4, in the Dodger Stadium College Baseball Classic on Sunday.

FORMER PLAYERS JOIN CORBIN'S STAFF

- ★ Last September, head coach **Tim Corbin** and associate head coach **Scott Brown** welcomed back former players **Mike Baxter** and **David Macias**. Baxter serves as the Dorees' hitting coach and recruiting coordinator while Macias comes on board as Vanderbilt's volunteer assistant coach.
- ★ Baxter joins the Commodores after a 12-year professional career that included playing in the big leagues for four organizations over parts of six seasons. Baxter made his major league debut with the San Diego Padres in 2010, and also played for the New York Mets (2011-13), Los Angeles Dodgers (2014) and Chicago Cubs (2015).
- ★ Macias was previously on Corbin's staff as the team's strength coach in 2014 when the Dorees won the national championship and was the volunteer assistant in 2015 when the Dorees returned to the College World Series finals. Prior to rejoining Corbin's staff, Macias was with the Seattle Mariners organization as a minor league manager.

D1BASEBALL.COM RECOGNIZES DORES

- ★ Last September, D1Baseball.com recognized Vanderbilt as the **No. 2 program nationally** in the publication's bi-annual top-100 rankings. The list is designed to assess the overall health of programs in the current era with the ultimate goal of identifying "the programs in the best shape right now, with an eye toward the next five to 10 years."
- ★ Below is a list of where Vandy players rank among the publication's top SEC prospects for the 2018 and 2019 MLB Draft.

TOP SEC PROSPECTS, 2018 DRAFT

Ranking	Player	Position
#23	Reid Schaller	RHP
#31	Connor Kaiser	SS
#34	Patrick Raby	RHP
#35	Ethan Paul	2B
#41	Chandler Day	RHP
#50	Julian Infante	1B

TOP SEC PROSPECTS, 2019 DRAFT

Ranking	Player	Position
#9	Jackson Gillis	LHP
#15	Drake Fellows	RHP
#16	Zach King	LHP
#20	JJ Bleday	OF
#35	Pat DeMarco	OF
#36	Philip Clarke	C

CORBIN BECOMES VANDY'S ALL-TIME WINNINGEST COACH

- ★ Head coach **Tim Corbin** became Vanderbilt's all-time winningest coach with a 9-4 win against Houston on March 4. The 16th-year head coach, who owns a 674-339-1 record, surpassed Roy Mewbourne, who racked up as many wins between 1979-2002. Here is a look back at some of Corbin's milestone victories:

Win #	Score	Location	Date
1	Vanderbilt 4, The Citadel 3	Charleston, S.C.	2/15/03
27^	Vanderbilt 6, Tennessee 5	Nashville, Tenn.	5/18/03
100	Vanderbilt 14, Jacksonville State 5	Nashville, Tenn.	3/29/05
198#	Vanderbilt 4, LSU 1	Nashville, Tenn.	5/17/07
200	Vanderbilt 4, Miami (OH) 3	Tempe, Ariz.	2/24/08
300	Vanderbilt 7, Florida 0	Gainesville, Fla.	4/4/10
400	Vanderbilt 3, Louisville 2	Nashville, Tenn.	5/8/12
459	Vanderbilt 14, Alabama 10	Nashville, Tenn.	5/18/13
500	Vanderbilt 3, Missouri 1	Columbia, Mo.	5/3/14
516\$	Vanderbilt 3, Virginia 2	Omaha, Neb.	6/25/14
600	Vanderbilt 10, Georgia 3	Nashville, Tenn.	4/30/16
656*	Vanderbilt 9, Houston 4	Houston, Texas	3/4/18

^ Vanderbilt clinches sweep vs. Tennessee, first trip to the SEC Tournament since 1996 with walk-off home run

Vanderbilt claims first ever Southeastern Conference regular-season championship

% Vanderbilt sets SEC record with 26th league victory, breaking South Carolina's mark of 25 set in 2000

\$ Vanderbilt captures first College World Series title in winner-take-all victory against Virginia

* Corbin becomes Vanderbilt's all-time winningest coach in finale of Shriners Hospitals for Children College Classic

GOLDEN BOYS

- ★ For a fourth-straight year, multiple VU players have been named to the Golden Spikes Award Preseason Watch List.
- ★ **Julian Infante** and **Patrick Raby** are among those featured. The award was first presented in 1978 and is given to an amateur player who best exhibits and combines "exceptional on-field ability and exemplary sportsmanship." The award is considered the most prestigious in amateur baseball.
- ★ Five Commodores have been named finalists for the Golden Spikes Award -- all coming since the 2007 season -- including **David Price**, who took home the honor in 2007. Other finalists include **Pedro Alvarez** (2007), **Tyler Beede** (2013), **Carson Fulmer** (2015) and **Dansby Swanson** (2015).

DORES IN THE PROS

David Price helped Vandy to a school-record 54 wins in 2007.

MLB (9)

Name	Years at VU	Club
Pedro Alvarez	2006-08	Baltimore Orioles
Walker Buehler	2013-15	Los Angeles Dodgers
Ryan Flaherty	2006-08	Atlanta Braves
Carson Fulmer	2013-15	Chicago White Sox
Sonny Gray	2009-11	New York Yankees
Tony Kemp	2011-13	Houston Astros
Mike Minor	2007-09	Texas Rangers
David Price	2005-07	Boston Red Sox
Dansby Swanson	2013-15	Atlanta Braves

MLB (28)

Tyler Beede	2012-14	San Francisco Giants
Ben Bowden	2014-16	Colorado Rockies
Curt Casali	2008-11	Tampa Bay Rays
Ro Coleman	2014-17	Detroit Tigers
Vince Conde	2012-14	New York Yankees
Jason Delay	2014-17	Pittsburgh Pirates
Tyler Ferguson	2013-15	Texas Rangers
Conrad Gregor	2011-13	Boston Red Sox
Reed Hayes	2017	Baltimore Orioles
Taylor Hill	2008-11	Washington Nationals
Jeren Kendall	2015-17	Los Angeles Dodgers
John Kilichowski	2014-16	St. Louis Cardinals
Brian Miller	2012-14	Tampa Bay Rays
Jared Miller	2012-14	Arizona Diamondbacks
John Norwood	2012-14	Miami Marlins
Phillip Pfeifer	2012-15	Atlanta Braves
Adam Ravenelle	2012-14	Detroit Tigers
Bryan Reynolds	2014-16	Pittsburgh Pirates
Matt Ruppenthal	2015-17	Houston Astros
Sam Selman	2010-12	Kansas City Royals
Jordan Sheffield	2015-16	Los Angeles Dodgers
Collin Snider	2015-17	Kansas City Royals
Will Toffey	2015-17	Oakland Athletics
Drew VerHagen	2012	Detroit Tigers
Zander Wiel	2012-15	Minnesota Twins
Rhett Wiseman	2013-15	Washington Nationals
Kyle Wright	2015-17	Atlanta Braves
Mike Yastrzemski	2010-13	Baltimore Orioles

COACHING/FRONT OFFICE (12)

Name	Club-Position
Matt Buschmann	S.F. Giants - Asst. Dir. of Player Development
Joey Cora	Pittsburgh Pirates - Third Base Coach
Larry Day	Cleveland - AZL Manager/Operations
Jason Esposito	Arizona (ROOKIE-CLE) - Hitting Coach
Carter Hawkins	Cleveland Indians - Asst. General Manager
Derek Johnson	Milwaukee Brewers - Pitching Coach
Gil Kim	Toronto - Dir. of Player Development
Tony Mansolino	Akron (AA-CLE) - Manager
Cesar Nicolas	Seattle Mariners - Player Development
Josh Paul	L.A. Angels - Bench Coach
Jeremy Sowers	Tampa Bay Rays - Operations Assistant
David Wallace	Cleveland Indians - Special Assistant

2018 QUICK FACTS

GENERAL

Location _____ Nashville, Tenn.
 Founded _____ 1873
 Enrollment _____ 6,871
 Nickname _____ Commodores
 Colors _____ Black and Gold
 Affiliation _____ NCAA Division I
 Conference _____ Southeastern
 Athletic Ticket Office _____ 615.322.3544
 Chancellor _____ Nicholas S. Zeppos
 Director of Athletics _____ David Williams II

TEAM INFORMATION

2017 Overall Record _____ 36-25-1
 _____ Home: 21-11-1 Away: 10-12 Neutral: 5-2
 SEC Record _____ 15-13-1
 _____ Home: 8-5-1 Away: 7-8
 Conference Finish _____ 3rd East, 6th Overall
 Postseason _____ NCAA Corvallis Super Regional
 Final Ranking: _____ 5 Polls 15 (CB), 15 (NCBWA),
 _____ 16 (USA), 18 (BA), 19 (D1)
 Returning Letterwinners _____ 18
 Positional Starters Returning _____ 5
 Starting Pitchers Returning _____ 3
 Other Pitchers Returning _____ 5
 Lettermen Lost _____ 12
 _____ Professional Baseball _____ 8
 Newcomers _____ 16

COACHING STAFF

Head Coach _____ Tim Corbin
 Alma Mater _____ Ohio Wesleyan, 1984
 Career Record _____ 780-477-1 (.620/21st year)
 Record at Vanderbilt _____ 674-339-1 (.665/16th year)
 Assoc. Head Coach _____ Scott Brown
 Alma Mater _____ SUNY-Cortland, 1999
 Assistant Coach _____ Mike Baxter
 Alma Mater _____ Vanderbilt, 2005
 Volunteer Assistant Coach _____ David Macias
 Alma Mater _____ Vanderbilt, 2008

HISTORY

All-Time Record _____ 2,289-1,749-33 (120th year)
 All-Time SEC Record _____ 705-914-10 (71st year)
 SEC Titles _____ 6 (1973, '74, '80, '07, '11, '13)
 SEC Tournament Titles _____ 4 (1973, '74, '80, '07)
 All-time SEC Tournament Record _____ 47-36
 NCAA Tournament Appearances _____ 16
 _____ (1973, '74 '80, '04, '06, '07, '08,
 _____ '09, '10, '11, '12, '13, '14, '15, '16, '17)
 All-time NCAA Tournament Record _____ 54-36
 NCAA Super Regional Appearances _____ 7
 _____ (2004, '10, '11, '13, '14, '15, '17)
 College World Series Appearances _____ 3
 _____ (2011, '14, '15)
 National Champions _____ 1 (2014)

VANDY REPRESENTED ENTERING 2018 MLB SEASON

- ★ With the Major League Baseball season underway, Vanderbilt alums look to have another big impact at the highest level. In total, 15 former Vandy players received spring training invites including the 10 below who have made MLB appearances.

NAME (YEARS AT VU)	MLB TEAM	TIDBT
Pedro Alvarez (2006-08)	Baltimore Orioles	Has struck seven home runs with 14 RBIs in 32 games
Tyler Beede (2012-14)	San Francisco Giants	In two career MLB starts: 0-1, 8.22 ERA, 7.2 IP, 9 K
Walker Buehler (2013-15)	Los Angeles Dodgers	In four starts: 2-1, 1.64 ERA, 22.0 IP, 4 ER, 7 BB, 27 K
Ryan Flaherty (2006-08)	Atlanta Braves	In 32 games: Batting .290 (29-for-100) with 12 runs and 10 RBIs
Sonny Gray (2009-11)	New York Yankees	In eight starts: 2-3, 6.39 ERA, 38.0 IP, 27 ER, 24 BB, 32 K
Tony Kemp (2011-13)	Houston Astros	Recalled from Triple-A on Wednesday to join Astros in Anaheim
Mike Minor (2007-09)	Texas Rangers	In eight starts: 3-2, 5.61 ERA, 43.1 IP, 27 ER, 11 BB, 37 K
David Price (2005-07)	Boston Red Sox	In eight starts: 3-4, 4.89 ERA, 42.1 IP, 23 ER, 19 BB, 38 K
Dansby Swanson (2013-15)	Atlanta Braves	Entered 10-day disabled list after ranking 10th in NL for hits
Drew VerHagen (2012)	Detroit Tigers	Has limited opponents to a .182 average in nine relief outings
Carson Fulmer (2013-15)	Chicago White Sox	In eight appearances and seven starts: 2-3, 6.23 ERA, 30.1 IP

DORES IN THE PRO NOTES

- ★ At least one Dore has been drafted every year since 1991 with a total of 100 players signing professional contracts.
 ★ Vanderbilt is one of only two universities in the nation to produce multiple No. 1 picks with David Price (2007) and Dansby Swanson (2015), joining Arizona State (Rick Monday - 1965, Floyd Bannister - 1968, Bob Horner - 1978).
 ★ Under Corbin, Vanderbilt pro alums have earned **over \$62 million dollars** in signing bonuses.
 ★ Since head coach **Tim Corbin** arrived in 2003, every Vanderbilt starting catcher has been selected in the MLB Draft.
 ★ The Dore has had at least one MLB first round selection on the mound every year in the **Tim Corbin** era.
 ★ Eighty-nine pitchers have been selected in the MLB Draft, including 55 during the **Tim Corbin** era (since 2003).
 ★ Vanderbilt leads the SEC with nine players drafted in the first round over the last decade. The second-closest in that span is Florida and LSU who each have five.
 ★ A total of 145 Commodores have been selected all-time in the MLB Draft including 73 in the first 10 rounds.

HONORING NO. 41 DONNY EVERETT

- ★ Vanderbilt continues to honor the memory of **Donny Everett**, who tragically passed away in a drowning accident the day before the Commodores opened the 2016 NCAA Nashville Regional.
 ★ The Donny Everett Scholarship was established during the 2016 school year. Everett's memory lives on with the display of No. 41 on the field and with the No. 41 flag among the major league players in right field.
 ★ Everett was the 2015 Tennessee Gatorade Player of the Year and one of the highest-rated players in the nation to attend college. He turned down the Milwaukee Brewers as a 29th round draft pick to join Vanderbilt.

TOUGH TESTS ABUNDANT IN 2018

- ★ Vanderbilt plays 12 teams that reached the 2017 NCAA Tournament for a total of 22 games, including Auburn (3), Florida (3), Houston, Kentucky (3), LSU (3), Long Beach State, Louisville, Mississippi State (3), Sam Houston State, TCU, Tennessee Tech and UCLA. Of the 12 teams, eight reached the NCAA Super Regionals.
 ★ The schedule also includes 18 games against squads that racked up 40-plus victories a season ago:

2018 Opponent	'17 Record	NCAA Round	'18 Result (7-8)
Florida (3)	52-19	CWS Champions	Loss, 8-4; Loss, 10-2; Loss 8-2
Houston (1)	42-21	Regional	Win, 9-4
Kentucky (3)	43-23	Super Regional	
Long Beach State (1)	42-20-1	Super Regional	Loss, 4-3
Louisville (1)	53-12	CWS	Loss, 8-4
LSU (3)	52-20	CWS Finals	Win, 4-2; Loss, 6-2; Win 1-0 (7 inn)
Mississippi State (3)	40-27	Super Regional	Win, 5-0; Win, 10-1; Win, 4-3
Sam Houston State (1)	44-23	Super Regional	Loss, 7-6 (10 inn)
TCU (1)	50-18	CWS	Win, 7-4
Tennessee Tech (1)	41-21	Regional	Loss, 6-4

VANDY SLATED FOR 12 NATIONAL TV APPEARANCES

- ★ Vanderbilt will not be hard to find this season as the Commodores will be nationally televised nationally 12 times:

March 16	at Mississippi State	6 p.m.	SECN	Win, 5-0
March 23	LSU	8 p.m.	ESPNU	Win, 4-2
March 24	LSU	7:30 p.m.	ESPNU	Loss, 6-2
March 25	LSU	12 p.m.	ESPN2	Win, 1-0
March 31	at Florida	11 a.m.	ESPNU	Loss, 10-2
April 1	at Florida	11 a.m.	SECN	Loss, 8-2
April 5	Georgia	6 p.m.	ESPNU	Loss, 3-2
April 15	Ole Miss	12 p.m.	ESPNU	Win, 8-7 (8 inn)
April 15	Ole Miss	4 p.m.	ESPNU	Win, 8-7 (7 inn)
April 19	at Missouri	7 p.m.	ESPNU	Loss, 2-1
May 1	Louisville	6 p.m.	SECN	Loss, 8-4
May 13	at Tennessee	11 a.m.	SECN	Loss, 8-7

WEEKEND REVIEW: DORES TAKE SERIES AT TENNESSEE

- ★ **May 11, 2018** - Vanderbilt connected on three home runs, including a pair from **Stephen Scott**, and held off a furious Tennessee rally for a 7-6 series-opening victory on Friday night at Lindsey Nelson Stadium.
- ★ **May 12, 2018** - Vanderbilt silenced Tennessee during the middle innings and tacked on a trio of insurance runs late to defeat the Volunteers, 7-2, and clinch the series on Saturday night. **Stephen Scott**, who had two home runs in Vandy's series-opening win Friday, clubbed his third of the series on a 3-1 pitch with the bases empty in the sixth. **Patrick Raby** retired 12 of his final 14 batters faced without allowing a hit.
- ★ **May 13, 2018** - Vanderbilt erased an early four-run deficit but could not replicate the magic late as Tennessee struck for three runs in the sixth to overtake the Commodores and salvage the series finale with an 8-7 win on Sunday. Vandy sent all nine batters to the plate, scoring six runs in the fourth inning, but the bullpen could not hold the advantage.

COMMODORES PACE THE SEC SINCE 2006

- ★ Vanderbilt has paced the Southeastern Conference in several categories since the start of the 2006 season. During that span, the Commodores rank first in overall wins (567) and NCAA Tournament wins (48). Vandy is tied with Florida and South Carolina for a league-leading six NCAA Super Regional appearances since 2006.

Rank	Team	Overall Wins	Rank	Team	NCAA Tournament Wins
1.	Vanderbilt	567	1.	Vanderbilt	48
2.	LSU	524	t-2.	Florida	46
3.	South Carolina	518	t-2.	LSU	46
4.	Florida	494	4.	South Carolina	45
5.	Arkansas	464	5.	Mississippi State	24

NOTABLE SUCCESS FROM 2007-17

- ★ The Commodores reined in a new era of dominance in 2007, posting a 54-13 record and impressive 22-8 mark in SEC play. The 2007 team set a school record for wins (54) while winning the SEC regular season and tournament titles. Below is a look at a pair of notable categories since the start of that season.

Rank	Team	First-Round Draft Picks	Rank	Team	College World Series
1.	Vanderbilt	9	1.	Florida	4
t-2.	Florida	5	t-2.	Vanderbilt	3
t-2.	LSU	5	t-2.	LSU	3
4.	Arkansas	4	t-2.	South Carolina	3
5.	Tennessee	3	t-2.	Arkansas	3

UP NEXT: VANDY SET FOR SEC TOURNAMENT

- ★ For the 13th consecutive season, Vanderbilt has qualified for the SEC Tournament, beginning Tuesday in Hoover, Ala.
- ★ The Commodores enter the regular season's final weekend in ninth place -- due to tiebreakers -- but is tied with Kentucky (7th) and Auburn (8th) at 13-14. In total, 10 of the 14 conference schools have clinched a berth.
- ★ The Commodores, who have finished runner-up in four of the last seven years, claimed their last tournament title in 2007.

TREND SETTERS

- ★ Vanderbilt has displayed a consistent ability on the base paths and striking out hitters. The Commodores are first in stolen bases and second in strikeouts per nine innings this season. Vandy has finished first or second in the league four times over the last six years in stolen bases while leading the SEC in strikeouts-per-nine-innings twice in the last four years.

Year	SEC Rank	Stolen Bases	Year	SEC Rank	Strikeouts per Nine Inn.
2018	1st	91	2018	2nd	9.7
2017	7th	54	2017	8th	8.8
2016	3rd	88	2016	3rd	9.7
2015	2nd	106	2015	1st	9.6
2014	1st	120	2014	1st	8.9
2013	1st	139	2013	2nd	7.9
2012	2nd	92	2012	8th	7.4

THE SEC: IT JUST MEANS MORE

- ★ The Southeastern Conference has sent 58 teams to the College World Series since 1990 with Vanderbilt doing its part to represent the league in 2011, 2014 and 2015. The league has now appeared in the College World Series in 32 of the last 33 years including appearances by 18 teams in the last seven years.
- ★ In 2017, the SEC tied its own national record with six teams competing in the NCAA Super Regionals. The Commodores were among the field as part of the NCAA Corvallis Super Regional.
- ★ A total of 11 SEC student-athletes were selected on the first day of the 2017 Major League Baseball Draft including Vandy right-handed pitcher Kyle Wright (1st round/5th overall) and outfielder Jeren Kendall (1st round/23rd overall).

TRIO OF FRESHMEN EARN SEC HONORS

- ★ Three Vanderbilt freshmen have received Southeastern Conference weekly honors this season. **Jayson Gonzalez** was tabbed SEC Freshman of the Week on March 12, **Mason Hickman** earned SEC Pitcher of the Week on March 26 and **Austin Martin** was recognized as SEC Freshman of the Week on April 16.
- ★ Gonzalez, a Covina, Calif., native batted .364 with five RBIs in three games during Vandy's West Coast trip. He accounted for all three of VU's RBIs at Long Beach State. Hickman received his accolade after tossing a seven-inning complete-game shutout against LSU. Martin's honor came after hitting .462 in four games including a series win against Ole Miss.

2018 SEC STANDINGS

SEC - EAST	SEC	PCT.	GB	ALL	PCT.
Florida [^] *	20-7	0.741	--	41-12	0.774
Georgia*	16-11	0.593	4.0	35-16	0.686
South Carolina*	15-12	0.556	5.0	30-21	0.588
Kentucky*	13-14	0.481	7.0	34-18	0.654
Vanderbilt*	13-14	0.481	7.0	28-24	0.538
Tennessee	11-16	0.407	9.0	28-25	0.528
Missouri	10-17	0.370	10.0	32-20	0.615

SEC - WEST	SEC	PCT.	GB	ALL	PCT.
Arkansas*	17-10	0.630	--	36-15	0.706
Ole Miss*	16-11	0.593	1.0	40-13	0.755
LSU*	14-13	0.519	3.0	32-21	0.604
Auburn*	13-14	0.481	4.0	35-18	0.660
Texas A&M*	12-15	0.444	5.0	35-17	0.673
Mississippi State	12-15	0.444	5.0	28-24	0.538
Alabama	7-20	0.259	10.0	26-27	0.491

* clinched SEC Tournament berth

[^] clinched at least share of SEC regular season title

SEC WEEKEND SCHEDULE

(ALL TIMES CENTRAL)

THURSDAY, MAY 17

LSU at Auburn	6:00 p.m.
Arkansas at Georgia	6:00 p.m.
Ole Miss at Alabama	6:00 p.m.
Tennessee at Missouri	6:30 p.m.
Kentucky at Vanderbilt	6:30 p.m.
South Carolina at Texas A&M	6:30 p.m.
Florida at Mississippi State	6:30 p.m.

FRIDAY, MAY 18

Florida at Mississippi State	6:00 p.m.
Arkansas at Georgia	6:00 p.m.
Ole Miss at Alabama	6:00 p.m.
LSU at Auburn	6:00 p.m.
Kentucky at Vanderbilt	6:30 p.m.
Tennessee at Missouri	6:30 p.m.
South Carolina at Texas A&M	6:30 p.m.

SATURDAY, MAY 19

Arkansas at Georgia	11:00 a.m.
LSU at Auburn	1:00 p.m.
Kentucky at Vanderbilt	1:00 p.m.
Ole Miss at Alabama	1:00 p.m.
Tennessee at Missouri	2:00 p.m.
South Carolina at Texas A&M	2:00 p.m.
Florida at Mississippi State	3:30 p.m.

SEC PLAYERS OF THE WEEK

(VANDERBILT PLAYERS)

2018 SEASON

April 16, 2018	Freshman	Austin Martin
March 26, 2018	Pitcher	Mason Hickman
March 12, 2018	Freshman	Jayson Gonzalez

THURSDAY PROBABLE STARTER



#66 DRAKE FELLOWS

★ Sophomore ★ RHP ★ 6-5 ★ 205

★ Plainfield, Ill. ★ Joliet Catholic Academy

★ **LAST START:** May 11, 2018 at Tennessee - Win, 7.0 IP, 5 H, 6 R, 5 ER, 2 BB, 8 K★ **2018 SEASON:** 5-4, 4.06 ERA, 13 APP, 13 GS, 77.2 IP, 62 H, 39 R, 35 ER, 31 BB, 88 K★ **CAREER:** 8-7, 3.72 ERA, 29 APP, 23 GS, 1 SV, 140.1 IP, 116 H, 67 R, 58 ER, 48 BB, 156 K

THOUGHTS FROM HEAD COACH TIM CORBIN

"Drake impacted our team and pitching staff immediately as a freshman. He became a solid starter for us in the league and down the last stretch of the season. He has the ability to throw consistent strikes with several pitches and has good presence...he competes well. He has made a jump physically and will continue to do so. He will be in contention for a starting role on our staff."

TONIGHT'S START:

... is making his 30th career appearance and 24th career start
 ... ranks 8th in the SEC and 63rd nationally with 88 strikeouts
 ... is making his 15th career SEC start and 18th league appearance
 ... is making his second-career start against Kentucky
 ... April 2, 2017 at Kentucky: ND, 4.2 IP, 5 H, 2 R, 2 ER, 3 BB, 4 K

2018 AT A GLANCE:

... team leader with 70.2 innings pitched and 80 strikeouts
 ... picked up his first win since March 23 (LSU) last time out
 ... has tossed five-plus innings in all nine SEC starts this season
 ... has struck out six or more batters in nine of his 13 starts
 ... has allowed just 10 extra-base hits in his last 58.0 innings
 ... has not walked more than two batters in his last four starts
 ... has not allowed a home run in six home starts, spanning 32.1 innings
 ... matched a season-high with nine strikeouts at Mizzou on April 19
 ... became the first sophomore since 2012 to start Opening Day

2017 AT A GLANCE

... made 16 appearances including 10 starts
 ... posted a 3-3 record with a 3.30 ERA across 62.2 innings
 ... went 0-2 with a 6.23 ERA in eight SEC appearances spanning 26 innings
 ... lasted six-plus innings in six of 10 starts
 ... struck out 10 Alabama hitters and allowed just two earned runs on May 13



CAREER HIGHS

Innings Pitched _____ 8.0, vs. St. Mary's (3/12/17)
 Hits: _____ 8, 2x, last vs. Ole Miss (4/13/18)
 Strikeouts: _____ 10, vs. Alabama (5/20/17)
 Walks: _____ 5, 2x, last vs. Ole Miss (4/13/18)
 Runs: _____ 7, vs. South Carolina (4/27/18)
 Earned Runs: _____ 6, 2x, last vs. South Carolina (4/27/18)
 Home Runs: _____ 2, 3x, last at Tennessee (5/11/18)
 Pitches: _____ 112, 2x, last at Missouri (4/19/18)

SEASON HIGHS

Innings Pitched _____ 7.0, 3x, last at Missouri (4/19/18)
 Hits: _____ 8, vs. Ole Miss (4/13/18)
 Strikeouts: _____ 9, 2x, last at Missouri (4/19/18)
 Walks: _____ 5, 2x, last vs. Ole Miss (4/13/18)
 Runs: _____ 7, vs. South Carolina (4/27/18)
 Earned Runs: _____ 6, 2x, last vs. South Carolina (4/27/18)
 Home Runs: _____ 2, 2x, last at Tennessee (5/11/18)
 Pitches: _____ 112, at Missouri (4/19/18)

OVERALL CAREER STATS

YEAR	ERA	W-L	APP	GS	CG	SHO	SV	IP	H	R	ER	BB	SO	2B	3B	HR	BF	BAvg	WP	HBP	BK	SFA	SHA
2017	3.30	3-3	16	10	0	0/0	1	62.2	54	28	23	17	68	9	1	9	268	.226	8	7	1	2	3
2018	4.06	5-4	13	13	0	0/2	0	77.2	62	39	35	31	88	7	1	6	323	.226	8	7	1	4	6
TOTAL	3.72	8-7	29	23	0	0/2	1	140.1	116	67	58	48	156	16	2	15	591	.226	16	14	2	6	9

SEC CAREER STATS

YEAR	ERA	W-L	APP	GS	CG	SHO	SV	IP	H	R	ER	BB	SO	2B	3B	HR	BF	BAvg	WP	HBP	BK	SFA	SHA
2017	6.23	0-2	8	5	0	0/0	1	26.0	27	22	18	12	29	6	1	6	125	.260	7	5	0	2	2
2018	4.72	3-4	9	9	0	0/1	0	55.1	48	33	29	24	59	5	1	4	235	.241	8	4	1	4	3
TOTAL	5.20	3-6	17	14	0	0/1	1	81.1	75	55	47	36	88	11	2	10	360	.248	15	9	1	6	5

2018 SEC GAME-BY-GAME STATS

Date	OPPONENT	GS	IP	H	R	ER	BB	SO	2B	3B	HR	WP	BK	HBP	IBB	Final	W-L	SV	ERA	NP
Mar 23	#19 LSU	*	5.0	5	2	2	3	4	0	1	0	0	0	1	0	4-2	1-0	0	2.16	95
Mar 30	at #2 Florida	*	6.1	6	5	4	3	8	2	0	0	2	0	0	0	4-8	2-0	0	2.72	107
Apr 05	#16 GEORGIA	*	7.0	6	1	1	2	5	1	0	0	0	0	0	0	2-3	2-1	0	2.51	104
Apr 13	#5 OLE MISS	*	5.2	8	6	6	5	7	0	0	0	1	0	1	0	3-11	2-2	0	3.90	95
Apr 19	at Missouri	*	7.0	4	2	1	1	9	0	0	0	2	0	1	0	1-2	2-3	0	3.41	112
Apr 27	SOUTH CAROLINA	*	5.1	7	7	6	2	6	2	0	0	1	0	1	0	7-8	2-3	0	4.25	98
May 04	at Auburn	*	6.0	4	4	4	1	5	0	0	2	0	1	0	0	1-4	2-4	0	4.47	95
May 11	at Tennessee	*	7.0	5	6	5	2	8	0	0	2	1	0	0	0	7-6	3-4	0	4.72	108
Totals			9	55.1	48	33	29	24	59	5	1	4	8	1	4	34-44	3-4	0	4.72	--

DORES RANKED TOP 10 PRESEASON ONCE AGAIN

- ★ For an eighth-straight season, Vanderbilt was situated in the Top 10 rankings during the preseason. The Commodores dropped out of the Top 25 for the first time this season last week after going 0-4.
- ★ The preseason rankings follow the Commodores' fourth NCAA Super Regional appearance in five seasons a year ago. Vandy concluded 2017 ranked as high as No. 6 per Baseball America.

WHAT'S BACK IN 2018: OFFENSE

- ★ The Dorens bring back five position players who started at least 50 percent of the games (31 of 62) for last season's NCAA Super Regional team — **Julian Infante** (62), **JJ Bleday** (48), **Ethan Paul** (52), **Connor Kaiser** (59) and **Stephen Scott** (31). Players **Harrison Ray** (17) and **Alonzo Jones** (25) started at least 10.

Category	'18 Ret.	'17 Total	Pct. Back
Runs Batted In	176	379	46.4%
Doubles	60	114	52.6%
Triples	6	17	35.2%
Home Runs	22	51	43.1%
Hits	299	599	49.9%
At Bats	1158	2141	54.0%
Runs	213	409	52.0%
Stolen bases	17	54	31.4%

WHAT'S BACK IN 2018: PITCHING

- ★ The Commodores bring back seven pitchers with experience from last season. Four pitchers logged starts on the mound in 2017 — **Patrick Raby** (16), **Drake Fellows** (10), **Chandler Day** (12) and **Maddux Conger** (3).

Category	'18 Ret.	'17 Total	Pct. Back
Appearances	116	213	54.4%
Victories	25	36	69.4%
Starts	41	62	66.1%
Strikeouts	307	544	56.4%
Innings Pitched	326.1	558.2	58.4%
Saves	1	12	8.3%

VANDERBILT IN NATIONAL RANKINGS

DATE	BA	NCBWA	CB	USA	D1	PG
PS	18	15	6	10	14	NR
Feb. 19	18	11	6	10	13	23
Feb. 26	18	10	5	10	12	17
Mar. 5	21	14	10	14	15	19
Mar. 12	14	14	11	13	13	15
Mar. 19	9	8	5	7	8	11
Mar. 26	8	9	4	8	8	10
Apr. 2	14	16	17	16	15	15
Apr. 9	14	16	20	16	15	15
Apr. 16	6	11	9	12	10	11
Apr. 23	11	17	12	17	17	13
Apr. 30	17	24	15	21	23	18
May 7	NR	RV	NR	RV	NR	NR
May 14	NR	NR	NR	RV	NR	NR

NATIONAL POLLS

BA	Baseball America
CB	Collegiate Baseball
NCBWA	National Collegiate Baseball Writers Association
USA	USA Today Coaches
PG	Perfect Game
D1	D1Baseball.com

HIGHEST RANKING THIS SEASON

Poll	Date	Ranking
Collegiate Baseball	March 26	4

NATIONAL RANKINGS**BASEBALL AMERICA
(May 14)**

- Florida
- Oregon State
- Stanford
- Ole Miss
- Arkansas
- North Carolina
- NC State
- Duke
- Clemson
- Texas Tech
- Minnesota
- Georgia
- East Carolina
- Florida State
- Texas
- Coastal Carolina
- UCLA
- Southern Miss
- Kentucky
- Houston
- Stetson
- Tennessee Tech
- South Carolina
- Auburn
- Oklahoma State

**COLLEGIATE BASEBALL
(May 14)**

- Florida
- Oregon State
- Stanford
- Clemson
- Arkansas
- North Carolina
- NC State
- Georgia
- Duke
- Ole Miss
- South Carolina
- St. John's
- Southern Miss
- Oklahoma State
- Minnesota
- Texas
- Michigan
- Tennessee Tech
- Texas Tech
- Houston
- East Carolina
- Florida State
- Stetson
- Coastal Carolina
- Louisville
- Oklahoma
- Baylor
- LSU
- Missouri State
- Cal State Fullerton

**NCBWA
(May 14)**

- Florida
- Oregon State
- Stanford
- NC State
- Arkansas
- Ole Miss
- Clemson
- North Carolina
- Duke
- East Carolina
- Florida State
- Minnesota
- Southern Miss
- Texas Tech
- Stetson
- Georgia
- Tennessee Tech
- Texas
- UCLA
- Kentucky
- East Carolina
- UCONN
- Auburn
- Houston
- Oklahoma
- Louisville
- Texas A&M
- Florida Atlantic
- St. John's
- South Carolina

**USA TODAY COACHES
(May 14)**


- Florida
- Oregon State
- Stanford
- NC State
- Ole Miss
- Arkansas
- Clemson
- North Carolina
- Duke
- East Carolina
- Texas Tech
- Florida State
- Georgia
- Southern Miss
- Minnesota
- Texas
- Stetson
- UCLA
- Kentucky
- Coastal Carolina
- Tennessee Tech
- Auburn
- UCONN
- Oklahoma State
- Houston

**PERFECT GAME
(April 14)**

- Florida
- Oregon State
- NC State
- Stanford
- Clemson
- Ole Miss
- Arkansas
- Duke
- East Carolina
- Texas Tech
- North Carolina
- Minnesota
- Southern Miss
- Texas
- Florida State
- Kentucky
- Stetson
- Tennessee Tech
- Indiana
- Georgia
- Dallas Baptist
- Auburn
- UCLA
- South Florida
- UCONN

**D1BASEBALL
(May 14)**

- Florida
- Oregon State
- Stanford
- NC State
- Ole Miss
- Arkansas
- North Carolina
- Clemson
- East Carolina
- Duke
- Florida State
- Minnesota
- Stetson
- Southern Miss
- Texas Tech
- Georgia
- Texas
- UCLA
- Kentucky
- Tennessee Tech
- Coastal Carolina
- Houston
- UCONN
- Oklahoma State
- South Carolina



HAWKINS FIELD

TOP-10 ATTENDANCE MARKS - SINGLE GAME

	Attendance	Opponent	Date
1.	3,700	Tennessee	May 16, 2009
		Tennessee	May 15, 2009
		Florida	April 4, 2009
4.	3,693	Arkansas	May 22, 2010
5.	3,645	Tennessee	April 29, 2011
6.	3,626	24 games - most recent listed	
		Florida	April 15, 2017
		Florida	April 14, 2017
		Auburn	May 21, 2016
		Kentucky	April 17, 2016
		Kentucky	April 16, 2016
		South Carolina	April 2, 2016

TOP 3-GAME SERIES ATTENDANCE

	Attendance	Opponent	Dates
1.	10,878	Florida	May 7-9, 2015
		Stanford*	June 6-8, 2014
3.	10,661	Tennessee	March 27-29, 2015
4.	10,640	Kentucky	April 15-17, 2016
5.	10,636	South Carolina	March 31-April 2, 2016
6.	10,582	Mississippi State	March 18-20, 2016
7.	10,528	Georgia	April 29-May 1, 2016
8.	10,400	Florida	April 13-15, 2017
9.	10,338	Tennessee	May 14-16, 2009
10.	10,277	Ole Miss	April 9-11, 2015

^ - NCAA Regional * - NCAA Super Regional

HAWKINS FIELD FACTS

- ★ Officially dedicated April 27, 2002
- ★ Capacity (3,626) – 2,200 chairback seats; 1,426 bleacher seats
- ★ Dimensions: LF-310; CF-400; RF-330; Alleys-375
- ★ Since 2007 Vanderbilt is 324-98-1 (.767) at Hawkins Field.
- ★ There have been 110 total sellouts in the stadium's history.
- ★ .732 all-time VU winning percentage (431-157-1) at The Hawk.

YEARLY ATTENDANCE - NCAA RANKINGS

YEAR	DATES	TOTAL	RANK	AVERAGE
2014	40	112,426	23rd	2,811
2015	32	91,144	21st	2,848
2016	36	110,239	17th	3,062
2017	33	92,286	24th	2,797

MISCELLANEOUS RECORDS

- ★ Most Wins in a Season _____ 34 (2007, 2013)
- ★ Longest Win Streak _____ 15 games (2/18-3/16/07)
- ★ Longest Game (Time) _____ 5:33 vs. Louisville (5/11/10)
- ★ Longest Game (Innings) _____ 17.0 vs. Louisville (5/11/10)

A BRIEF RUN DOWN: HAWKINS FIELD

Hawkins Field serves as the home of the Vanderbilt Commodores and with recently completed facilities it stands as one of the top college baseball parks in the country. Now in its 16th season of existence, greets fans with chairback seats close to the field of play with bleacher seating in the outfield.

Nestled alongside Vanderbilt Stadium and Memorial Gymnasium on the west end of campus, the ballpark was constructed as the Commodores' first baseball-only facility in school history. It was built near the exact location of McGugin Field, which served as baseball's home field for 76 years and part-time football practice field.



THE TIM CORBIN FILE

Personal

Tim Carter Corbin

____ Born: Aug. 5, 1961, at Wolfeboro, N.H.

____ Hometown: Wolfeboro, N.H.

____ Family: Maggie (wife), daughters Molly and Hannah

Education

Ohio Wesleyan

____ Master of Arts in Athletic Administration, 1986

____ Bachelor of Arts in Physical Education, 1984

Playing Experience

Ohio Wesleyan

____ Four-year letterman as an infielder and catcher

Coaching Experience

Vanderbilt Commodores

Head Coach (2003-present)

____ 674-339-1 record (.665)

____ Highest winning % all-time among VU coaches

____ All-time winningest coach in program history

____ 2014 College World Series Champions

____ 2014 national coach of the year

____ 2015 College World Series Runner-Up

____ Three CWS Appearances (2011, 2014, 2015)

____ 12-Straight NCAA Tournament appearances

____ Record-setting 26 SEC wins in 2013

____ 55 pitchers taken in MLB Draft during Corbin era

____ 15 First-Round MLB Draft picks in Corbin era

____ D1Baseball.com's No. 1 program in 2015

____ D1Baseball.com's No. 2 program in 2017

____ 2007 SEC regular season and tournament champs

____ Three SEC regular season titles (2007, 2011, 2013)

Clemson Tigers

Associate Head Coach (2001-02)

Assistant Head Coach (1998-01)

Assistant Coach (1994-98)

____ Fourth-winningest program nationally from 1994-02

____ Nine NCAA Tournament appearances

____ Four CWS appearances (1995, 1996, 2000, 2002)

____ Recruited nine-straight top-25 Classes

____ 20 players earned All-America status

Presbyterian Blue Hose

Head Coach (1988-93)

____ Led restart of dormant program

____ Led transition from NAIA to NCAA Division II

____ 106-138 overall record

Wofford

Assistant Coach (1987)

Ohio State Buckeyes

Graduate Assistant Coach (1985-86)



In his 16th season at Vanderbilt, Tim Corbin has transformed Vanderbilt into one of the national powers of college baseball and taken the program to unprecedented success winning the school's first-ever men's national title in 2014.

Corbin's owns a 674-339-1 (.665) at Vanderbilt and became the program's all-time winningest coach on March 4. He is also first in winning percentage for coaches with 100 games or more.

Under Corbin, Vanderbilt boasts the Southeastern Conference's longest streak of consecutive NCAA Tournament appearances at 12. The Does have advanced to a Super Regional in four of the last five years.

In 2015, Vanderbilt returned to the College World Series for the third time in five years with team's fourth 50-win season in the last four making it back to the CWS Finals before losing in three games to Virginia. The Does captured the SEC East with a 20-10 mark.

The 2014 Commodores topped Virginia in the College World Series finals in three games to claim the title in just the Does' second trip to Omaha. For the third time in four years Vandy hosted NCAA Regionals and Super Regionals, topping Oregon in the Regional final and Stanford in the Super Regionals.

Vanderbilt's 2013 team was one for the ages as the Commodores matched the school record with a 54-12 record and smashed the SEC record with a 26-3 mark to win the league title.

Year	Overall	Conf.	Place	Home	Road	Neutral	SEC Tourn	NCAA
2003	27-28	14-16	T-6th	19-10	6-14	2-4	0-2	--
2004	45-19	16-14	7th	28-5	11-11	6-3	3-1	3-2
2005	34-21	13-17	8th	23-12	11-9	0-0	--	--
2006	38-27	16-14	6th	23-12	10-11	5-4	3-2	2-2
2007	54-13	22-8	1st	34-4	12-8	8-1	5-1	3-2
2008	41-22	15-14	T-4th	22-9	12-9	7-4	3-2	1-2
2009	37-27	12-17	8th	22-11	10-14	5-3	3-1	3-2
2010	46-20	16-12	5th	27-6	13-11	6-3	1-2	5-3
2011	54-12	22-8	T-1st	33-4	16-5	5-3	3-1	7-2
2012	35-28	16-14	T-5th	22-12	7-13	6-3	5-1	2-2
2013	54-12	26-3	1st	34-7	17-3	3-2	3-2	3-3
2014	51-21	17-13	6th	31-10	13-7	7-4	1-2	10-3
2015	51-21	20-10	2nd	28-8	15-7	8-6	3-2	9-2
2016	43-19	18-12	6th	31-7	9-10	3-2	2-2	0-2
2017	36-25-1	15-13-1	6th	21-11-1	10-12	5-2	0-1	3-3
2018	28-24	13-14	--	19-9	7-11	2-4	--	--
Career	674-339-1	271-199-1	--	417-137-1	179-155	78-48	35-22	51-30

ASSISTANT COACHES



SCOTT BROWN
Assoc. Head Coach



MIKE BAXTER
Assistant Coach



DAVID MACIAS
Volunteer Assistant

2018 BATTER NOTES

9 ★ Garrett Blaylock ★ Freshman

Overall: .240 • Home: .231 (3-13) • Last 10: .200 (3-15) • Reached Base Streak: --

IF ★ T.C. Roberson HS ★ Asheville, N.C.

HITTING CAREER HIGHS

Hits: _____ 1, 6x, last at Tennessee (5/13/18)
 Runs: _____ 2, vs. Presbyterian (2/21/18)
 RBI: _____ 2, vs. UMass-Lowell (2/23/18)
 Walks: _____
 HRs: _____
 Strikeouts: _____ 2, 2x, last vs. Middle Tennessee (5/15/18)
 Stolen Bases: _____

TUESDAY VS. MIDDLE TENN: 0-for-2 with two strikeouts

- ★ Provided a pinch-hit single in the ninth inning last Sunday at Tennessee
- ★ Made his first-career start on May 5 at Auburn
- ★ In three-career starts has record two hits with as many RBIs
- ★ Entered the game on April 5 against Georgia as a pinch runner
- ★ Is batting .308 (4-for-13) with runners in scoring position
- ★ Drove in a season-high two runs in a 1-for-1 performance vs. UMass-Lowell on Feb. 23
- ★ Lettered four years at T.C. Roberson High School
- ★ Helped the Rams to a North Carolina State Championship as a senior
- ★ State championship MVP and Co-Conference Player of the Year as a senior

51 ★ JJ Bleday ★ Sophomore

Overall: .391 • Home: .405 (17-42) • Last 10: .500 (7-14) • Reached Base Streak: 18G

OF ★ A. Crawford Mosley HS ★ Panama City Beach, Fla.

HITTING CAREER HIGHS

Hits: _____ 3, 6x, last at Tennessee (5/13/18)
 Runs: _____ 2, 5x, last vs. Middle Tennessee (5/15/18)
 RBI: _____ 3, 3x, last vs. St. Mary's (3/10/17)
 Walks: _____ 5, vs. Middle Tennessee (5/15/18)
 HRs: _____ 1, 5x, last vs. Houston (3/4/18)
 Strikeouts: _____ 2, 7x, last vs. LSU (3/25/18)
 Stolen Bases: _____ 1, at Mississippi State (3/17/18)

TUESDAY VS. MIDDLE TENN: 0-for-2 with five walks, two runs and two RBIs

- ★ Matched Vandy program record with five walks on Tuesday vs. Middle Tennessee
- ★ Appeared in his first game since March 27 on May 8 vs. Tenn. Tech (oblique injury)
- ★ Since returning from injury on May 8: .500 average (7-for-14), five runs and 11 walks
- ★ Has reached base in 18-straight games dating to March 4 vs. Houston
- ★ Boasts 11 multi-hit games including nine in his last 19 outings
- ★ Started 48 games and made 51 appearances as a freshman in 2017
- ★ Racked up 56 total bases and drove in 22 RBIs while batting .256 in 2017
- ★ Third team All-American by Rawlings-Perfect Game at A. Crawford Mosley H.S.
- ★ Lettered four years in baseball, two years in golf and two in swimming

5 ★ Philip Clarke ★ Freshman

Overall: .298 • Home: .299 (29-97) • Last 10: .326 (14-43) • Reached Base Streak: 5G

C ★ Christ Presbyterian Academy ★ Franklin, Tenn.

HITTING CAREER HIGHS

Hits: _____ 3, 2x, last vs. Georgia (4/5/18)
 Runs: _____ 2, 4x, last vs. Tennessee Tech (5/8/18)
 RBI: _____ 3, 5x, last vs. Middle Tennessee (5/15/18)
 Walks: _____ 4, vs. UMass-Lowell (2/23/18)
 HRs: _____ 1, 4x, last vs. Tennessee Tech (5/8/18)
 Strikeouts: _____ 2, 5x, last at Auburn (5/6/18)
 Stolen Bases: _____ 2, vs. UMass-Lowell (2/25/18)

TUESDAY VS. MIDDLE TENN: 2-for-5 with three RBIs, a run, a walk and a strikeout

- ★ Has appeared in 47 games including 38 starts with 22 of the last 23 at designated hitter
- ★ Boasts 15 multi-hit games and has registered at least one hit in 34 games
- ★ Has recorded a hit in 21 of his last 27 games and reached base in 18 of 20 outings
- ★ Named No. 36 in SEC among D1Baseball.com's top prospects for the 2019 draft
- ★ Lettered four years at Christ Presbyterian Academy in Franklin, Tenn.
- ★ Helped lead the Lions to a runner-up finish in the Tennessee state tournament
- ★ Tennessean Baseball Player of the Year and 2017 Class AA Mr. Baseball as a senior
- ★ Team Tennessee member with teammates Aaron Brown and Mason Hickman in 2016
- ★ Says if he wasn't playing baseball he would be an astronaut

3 ★ Cooper Davis ★ Freshman

Overall: .182 • Home: .182 (2-11) • Last 10: DNP • Reached Base Streak: --

OF ★ St. Aloysius Gonzaga HS ★ Mississauga, Ontario

HITTING CAREER HIGHS

Hits: _____ 1, 2x, last vs. Georgia (4/7/18)
 Runs: _____ 1, 3x, last vs. Georgia (4/7/18)
 RBI: _____ 1, 4x, last vs. Ole Miss (4/13/18)
 Walks: _____ 1, 2x, last vs. Georgia (4/5/18)
 HRs: _____
 Strikeouts: _____ 1, vs. Georgia (4/7/18)
 Stolen Bases: _____ 1, vs. Georgia (4/7/18)

★ Last appearance came on April 27 vs. South Carolina (injury)

- ★ Grounded out in lone pinch-hit at bat during last outing on April 27 vs. South Carolina
- ★ Has made three starts -- all coming since April 5 vs. Georgia
- ★ Has driven in four runs in seven games
- ★ Stole first-career base and went 1-for-3 with one run on April 7 vs. Georgia
- ★ Went 1-for-2 with one run in collegiate debut on Feb. 21 against Presbyterian
- ★ Lettered four years at St. Aloysius Gonzaga in Mississauga, Ontario
- ★ Named Perfect Game Canada/Puerto Rico Region High School Senior first-team
- ★ Played for the Canadian Jr. National U18 Team in 2017

18 ★ Pat DeMarco ★ Freshman**Overall: .283 • Home: .339 (37-109) • Last 10: .209 (9-43) • Reached Base Streak: 4G**

OF ★ Winder-Barrow HS ★ Staten Island, N.Y.

HITTING CAREER HIGHS

Hits: _____ 3, 3x, last vs. Presbyterian (2/20/18)
 Runs: _____ 3, vs. Austin Peay (2/27/18)
 RBI: _____ 4, vs. Houston (3/4/18)
 Walks: _____ 2, 2x, last vs. Georgia (4/7/18)
 HRs: _____ 1, 5x, last vs. South Carolina (4/27/18)
 Strikeouts: _____ 3, 2x, last at Florida (3/30/18)
 Stolen Bases: _____ 2, 2x, last at Tennessee (5/11/18)

TUESDAY VS. MIDDLE TENN: 1-for-6 with two runs, an RBI and a walk

- ★ Leads Vandy with 18-multi-hit games and is second with 10 multi-RBI games
- ★ One of two players to start all 52 games (Ethan Paul)
- ★ Team leader in total bases (91), tied for the lead in hits (58) and is second in RBIs (35)
- ★ Batting .314 (33-for-105) with runners aboard
- ★ Has recorded at least one hit in 16 of his last 22 games
- ★ Named No. 35 in SEC among D1Baseball.com's top prospects for the 2019 draft
- ★ Moved from New York to Georgia in high school to focus on year-round baseball
- ★ High school All-American and Georgia Player of the Year at Winder-Barrow H.S.
- ★ Father played baseball for two years at St. John's University

20 ★ Ty Duvall ★ Sophomore**Overall: .268 • Home: .243 (9-37) • Last 10: .217 (5-23) • Reached Base Streak: 1G**

C ★ Lebanon HS ★ Lebanon, Ohio

HITTING CAREER HIGHS

Hits: _____ 3, vs. Western Kentucky (3/14/17)
 Runs: _____ 3, vs. Middle Tennessee (5/15/18)
 RBI: _____ 4, vs. Ole Miss (4/15/18)
 Walks: _____ 3, vs. Middle Tennessee (5/15/18)
 HRs: _____ 1, 2x, last vs. South Carolina (4/27/18)
 Strikeouts: _____ 3, at Auburn (5/4/18)
 Stolen Bases: _____ 1, at Missouri (4/21/18)

TUESDAY VS. MIDDLE TENN: 2-for-3 with three runs, three walks and an RBI

- ★ Has made 14 starts at catcher, one at DH and appeared in 26 games
- ★ Has recorded a combined 15 hits in his last 20 appearances
- ★ Tagged game-winning, three-run double in sixth inning to clinch series vs. Ole Miss
- ★ Made 17 appearances including four starts during 2017 freshman campaign
- ★ Finished with 12 total bases while posting a .516 on-base percentage in 2017
- ★ Four-year letterwinner in baseball at Lebanon High School in Lebanon, Ohio
- ★ Top prospect in the state of Ohio in 2016 according to Perfect Game
- ★ Played summer ball in high school with Andrew Benintendi (Boston Red Sox)

13 ★ Kiambu Fentress ★ Redshirt Sophomore**Overall: .000 • Home: .000 (0-5) • Last 10: .000 (0-0) • Reached Base Streak: --**

OF ★ Ensworth HS ★ Nashville, Tenn.

HITTING CAREER HIGHS

Hits: _____ 1, at Middle Tennessee (4/18/17)
 Runs: _____ 1, 2x, last at Tennessee (4/12/18)
 RBI: _____ 1, vs. Austin Peay (2/27/18)
 Walks: _____
 HRs: _____
 Strikeouts: _____ 1, 2x, last vs. UMass-Lowell (2/23/18)
 Stolen Bases: _____

- ★ Pinch ran in the ninth and scored one run last Saturday at Tennessee

- ★ Made first appearance since Feb. 27 on April 17 vs. Evansville as pinch runner
- ★ Recorded first-career RBI vs. Austin Peay on Feb. 27
- ★ Has appeared in the outfield in six of his 10 appearances off the bench
- ★ Legged out first-career hit at Middle Tennessee on April 18, 2017
- ★ Did not participate in team activities during 2016 season
- ★ Lettered in football and baseball at Ensworth High School in Nashville
- ★ Dad is enshrined in Elon Hall of Fame after All-America career in football

99 ★ Jayson Gonzalez ★ Freshman**Overall: .226 • Home: .295 (18-61) • Last 10: .167 (4-24) • Reached Base Streak: 2G**

IF ★ Bishop Amat HS ★ Covina, Calif.

HITTING CAREER HIGHS

Hits: _____ 4, 2x, last vs. Austin Peay (2/27/18)
 Runs: _____ 3, vs. Middle Tennessee (5/15/18)
 RBI: _____ 5, vs. UMass-Lowell (2/24/18)
 Walks: _____ 1, 10x, last at Tennessee (5/13/18)
 HRs: _____ 2, vs. UMass-Lowell (2/24/18)
 Strikeouts: _____ 3, 5x, last at Tennessee (4/12/18)
 Stolen Bases: _____ 1, vs. Houston (3/4/18)

TUESDAY VS. MIDDLE TENN: 3-for-6 with three runs, two RBIs and a strikeout

- ★ Recorded his first multi-hit game since March 7 on Tuesday vs. Middle Tennessee
- ★ Made his first-career start/appearance at shortstop on May 6 at Auburn
- ★ Has made 33 starts at third base and 39 overall appearances as a freshman
- ★ Boasts seven multi-RBI games and five multi-hit performances
- ★ Named SEC Freshman of the Week on March 12
- ★ In return to California, went 4-for-11 with five RBIs vs. Long Beach, UCLA and TCU
- ★ Father Wallace played baseball in the Atlanta Braves organization
- ★ Brother Wallace played for the Houston Astros organization
- ★ Named All-American, All-State and 2017 National Classic MVP as a senior
- ★ Says if he wasn't playing baseball he would be a strength coach

17 ★ Walker Grisanti ★ Junior**Overall: .139 • Home: .300 (3-10) • Last 10: .000 (0-0) • Reached Base Streak: 2G**

OF ★ Christian Brothers HS ★ Collierville, Tenn.

HITTING CAREER HIGHS

Hits: _____ 2, 4x, last at South Carolina (4/6/17)
 Runs: _____ 3, vs. Xavier (3/12/16)
 RBI: _____ 3, 2x, last vs. Austin Peay (2/27/18)
 Walks: _____ 3, at UCLA (3/9/18)
 HRs: _____ 1, 2x, last vs. Austin Peay (2/27/18)
 Strikeouts: _____ 3, 3x, last at Florida (3/30/18)
 Stolen Bases: _____ 1, 2x, last vs. Lipscomb (3/27/18)

TUESDAY VS. MIDDLE TENN: 0-for-0 with a walk

- ★ Has not recorded a hit in last 10 appearances (0-for-20)
- ★ Has drawn 17 walks and worked a free pass in 13 of 20 appearances
- ★ Nine of 10 starts have come in the outfield with the other (March 9) at designated hitter
- ★ Played in 21 games including making a pair of starts during 2017 sophomore season
- ★ Played in 30 games, starting 10, and hitting .349 with 10 RBIs as a freshman in 2016
- ★ Tagged pinch-hit homer in ninth inning to down Texas A&M at 2016 SEC Tournament
- ★ Perfect Game All-American and All-State in 2015 at Christian Brothers High School
- ★ Grandfather, Buddy Soefker, played football at LSU and for the Los Angeles Rams
- ★ Uncle played football at Vanderbilt

22 ★ Julian Infante ★ Junior**Overall: .163 • Home: .134 (9-67) • Last 10: .133 (2-15) • Reached Base Streak: 1G**

IF ★ Westminster Christian HS ★ Miami, Fla.

HITTING CAREER HIGHS

Hits: _____ 4, vs. Belmont (3/22/17)
 Runs: _____ 4, vs. Belmont (3/22/17)
 RBI: _____ 7, vs. Missouri (5/7/17)
 Walks: _____ 3, vs. St. Mary's (3/12/17)
 HRs: _____ 1, 17x, last at Arkansas (5/14/17)
 Strikeouts: _____ 4, 2x, last vs. UMass-Lowell (2/23/18)
 Stolen Bases: _____ 1, at Florida (3/31/18)

TUESDAY VS. MIDDLE TENN: 0-for-0 with two walks and a run

- ★ Made first appearance since May 6, drawing two walks as a pinch hitter on Tuesday
- ★ Batted .444 (4-for-9) with two runs and five RBIs in three games vs. South Carolina
- ★ Named 2018 preseason All-American by Perfect Game
- ★ Led the Commodores with 66 RBI while boasting a .315 average in 2017
- ★ Drove in a career-best seven runs against Missouri on May 7, 2007
- ★ Hit six home runs in 26 games in the second half of the season in 2016
- ★ Named an All-American by Perfect Game at Westminster Christian High School
- ★ Holds Florida state record for home runs in a single season with BBCOR bats with 13
- ★ Captained high school baseball team as a junior and senior

8 ★ Alonzo Jones ★ Junior**Overall: .236 • Home: .278 (22-79) • Last 10: .375 (3-8) • Reached Base Streak: 4G**

OF ★ Columbus HS ★ Columbus, Ga.

HITTING CAREER HIGHS

Hits: _____ 3, 4x, last vs. Indiana State (2/28/18)
 Runs: _____ 3, 4x, last vs. UMass-Lowell (2/23/18)
 RBI: _____ 5, vs. San Diego (2/21/16)
 Walks: _____ 3, 3x, last vs. South Carolina (4/29/18)
 HRs: _____ 1, 3x, last vs. South Carolina (4/28/18)
 Strikeouts: _____ 3, 7x, last at Missouri (4/19/18)
 Stolen Bases: _____ 2, 6x, last vs. South Carolina (4/29/18)

- ★ Has not appeared in a game since May 4 at Auburn (oblique injury)
- ★ Was the only Commodore not to strike out on May 4 vs. Casey Mize
- ★ Went 2-for-6 (.333) with five runs, three RBIs and a homer in three games vs. USC
- ★ Has recorded a hit in 12 of his last 19 games
- ★ Ranks second on the team with 16 stolen bases in as many attempts
- ★ Made 35 appearances including 25 starts, hitting .221 during 2017 sophomore season
- ★ Named a Freshman All-American by Collegiate Baseball in 2016
- ★ Named a Perfect Game All-American at Columbus High School
- ★ Played in the 2014 Under Armour All-American game and East Coast Pro Showcase
- ★ Set the record for fastest 60-yard dash time on grass (6.17) at Perfect Game

12 ★ Connor Kaiser ★ Junior**Overall: .281 • Home: .315 (29-92) • Last 10: .348 (8-23) • Reached Base Streak: 4G**

IF ★ Blue Valley West HS ★ Overland Park, Kan.

HITTING CAREER HIGHS

Hits: _____ 3, 3x, last at Tennessee (5/11/18)
 Runs: _____ 3, 2x, last vs. UMass-Lowell (2/24/18)
 RBI: _____ 3, vs. UMass-Lowell (2/23/18)
 Walks: _____ 3, 2x, last vs. LSU (3/23/18)
 HRs: _____ 1, 3x, last at Tennessee (5/11/18)
 Strikeouts: _____ 4, at Clemson (6/3/17)
 Stolen Bases: _____ 2, 2x, last vs. UMass-Lowell (2/25/18)

TUESDAY VS. MIDDLE TENN: 2-for-2 with two runs, two RBIs and two walks

- ★ One of two shortstops in the country with just one error (minimum 175 chances)
- ★ Team leader with 11 multi-RBI games and tied for third with 14 multi-hit games
- ★ Had started 135-straight games at shortstop (April 9, 2016-present) before sitting out three games (May 5-8) due to back spasms
- ★ No. 114 on the nation's top college prospects for the 2018 MLB Draft (D1Baseball.com)
- ★ Has reached base 28 times, scored 15 runs and driven in 11 over his last 19 games
- ★ Fourth on team with 25 walks while posting a .316 on-base percentage in 2017
- ★ Brother Kyle played baseball at Johnson Community College and Neosho CC
- ★ Two-sport standout in baseball and basketball at Blue Valley West High School
- ★ Earned Rawlings Gold Glove Award in 2013 while at Blue Valley West H.S.

16 ★ Austin Martin ★ Freshman**Overall: .319 • Home: .337 (31-92) • Last 10: .205 (8-39) • Reached Base Streak: 5G**

IF ★ Trinity Christian Academy HS ★ Jacksonville, Fla.

HITTING CAREER HIGHS

Hits: _____ 4, vs. Presbyterian (2/20/18)
 Runs: _____ 2, 10x, last vs. Middle Tennessee (5/15/18)
 RBI: _____ 3, at Tennessee (5/13/18)
 Walks: _____ 3, vs. Middle Tennessee (5/15/18)
 HRs: _____ 1, vs. Duke (2/18/18)
 Strikeouts: _____ 4, vs. Indiana State (2/28/18)
 Stolen Bases: _____ 3, vs. Presbyterian (2/21/18)

TUESDAY VS. MIDDLE TENN: 0-for-2 with three walks and two runs

- ★ Team leader in batting average (.319), OBP (.434) and stolen bases (19)
- ★ Tied for team lead in hits (58) and is third on the team in multi-hit games (14)
- ★ Has batted leadoff in 42 of the team's 52 games this season
- ★ Named SEC Freshman of the Week on April 16
- ★ Has started at six different positions this season (1B, SS, 3B, LF, CF and DH)
- ★ Lettered four years in baseball at Trinity Christian Academy
- ★ During senior season was named Rawlings-Perfect Game second-team All-American
- ★ Helped team to the Florida Class 4A State Baseball Championship as a sophomore

10 ★ Ethan Paul ★ Junior**Overall: .247 • Home: .311 (32-103) • Last 10: .205 (8-39) • Reached Base Streak: 5G**

IF ★ International School ★ Bellevue, Wash.

HITTING CAREER HIGHS

Hits: _____ 4, 2x, last vs. UMass-Lowell (2/24/18)
 Runs: _____ 3, 7x, last vs. Ole Miss (4/15/18)
 RBI: _____ 7, vs. UMass-Lowell (2/24/18)
 Walks: _____ 3, vs. Xavier (3/13/16)
 HRs: _____ 2, 2x, last vs. Evansville (4/17/18)
 Strikeouts: _____ 3, 5x, last vs. Tennessee Tech (5/8/18)
 Stolen Bases: _____ 2, 4x, last vs. South Carolina (4/27/18)

TUESDAY VS. MIDDLE TENN: 2-for-5 with two runs, a walk and a strikeout

- ★ Has started 101 consecutive games at second base (Feb. 22, 2017-present)
- ★ Team leader in RBIs (38) and is second in doubles (12) and homers (8)
- ★ One of two players (Pat DeMarco) to start all 52 games this season
- ★ Started 52 games and made 53 appearances, hitting .251 in 2017
- ★ Finished third on the team with 15 doubles in 2017
- ★ 2017 Cape Cod League All-Star with the Orleans Firebirds
- ★ 2016 Freshman All-American by Collegiate Baseball after hitting .305
- ★ Perfect Game All-American in 2014 and 2015 at International School in Bellevue, Wash.

2 ★ Harrison Ray ★ Sophomore**Overall: .232 • Home: .282 (11-39) • Last 10: .179 (5-28) • Reached Base Streak: --**

IF ★ Lake Brantley HS ★ Longwood, Fla.

HITTING CAREER HIGHS

Hits: _____ 2, 4x, last vs. Georgia (4/6/18)
 Runs: _____ 2, vs. Missouri (5/7/17)
 RBI: _____ 4, vs. South Carolina (4/29/18)
 Walks: _____ 2, at Kentucky (4/2/17)
 HRs: _____ 1, vs. Southeastern La. (2/28/17)
 Strikeouts: _____ 3, vs. Ole Miss (4/13/18)
 Stolen Bases: _____ 2, vs. Georgia (4/6/18)

- ★ Went 4-for-12 (.333) with three runs, a double and triple vs. South Carolina
- ★ Has made 17 starts this season including 15 since April 6
- ★ His 16 starts have come at four different positions (3B, LF, CF, RF)
- ★ Batting .357 (15-for-42) with runners aboard
- ★ Made 17 starts and appeared in 32 games as a freshman a season ago
- ★ Went 19-for-78 at the plate, posting a .244 average in 2017
- ★ Father was a high school wrestler and brother plays high school football
- ★ Lettered three years on the baseball team at Lake Brantley High School

19 ★ Stephen Scott ★ Junior**Overall: .252 • Home: .338 (24-71) • Last 10: .440 (11-25) • Reached Base Streak: 7G**

OF/C ★ Cardinal Gibbons HS ★ Cary, N.C.

HITTING CAREER HIGHS

Hits: _____ 3, vs. Duke (2/17/18)
 Runs: _____ 3, 6x, last vs. Middle Tennessee (5/15/18)
 RBI: _____ 5, vs. Middle Tennessee (5/15/18)
 Walks: _____ 2, 11x, last vs. Tennessee Tech (5/8/18)
 HRs: _____ 2, at Tennessee (5/11/18)
 Strikeouts: _____ 3, vs. UMass-Lowell (2/23/18)
 Stolen Bases: _____ 2, vs. Georgia (4/5/18)

- TUESDAY VS. MIDDLE TENN:** 3-for-5 with five RBIs, three runs and a home run
- ★ Has belted four home runs in his last four games, moving into the team lead with 10
 - ★ Named Collegiate Baseball Newspaper National Player of the Week on Monday
 - ★ Hitting .357 (15-for-42) with runners in scoring position
 - ★ Has reached base in 19 of his last 25 games
 - ★ Has appeared at catcher (43x), left field (11x) and designated hitter (2x)
 - ★ Struck a three-run home run and matched a career-high four RBIs on April 7 vs. UGA
 - ★ Has totaled eight multi-hit performances and seven multi-RBI performances this season
 - ★ Hit .227 while scoring 25 runs in 38 games (32 starts) a season ago
 - ★ Perfect Game All-American in 2015 at Cardinal Gibbons High School
 - ★ Captain of his high school football team as a senior in 2014

43 ★ Tyler Solomon ★ Freshman**Overall: .000 • Home: .000 (0-4) • Last 10: .000 (0-1) • Reached Base Streak: --**

IF ★ Battlefield HS ★ Haymarket, Va.

HITTING CAREER HIGHS

Hits: _____
 Runs: _____ 1, 2x, last vs. Austin Peay (2/27/18)
 RBI: _____
 Walks: _____ 1, 2x, last vs. Austin Peay (2/27/18)
 HRs: _____
 Strikeouts: _____ 1, 2x, last vs. Presbyterian (2/21/18)
 Stolen Bases: _____

- TUESDAY VS. MIDDLE TENN:** 0-for-1 with a strikeout
- ★ Made first appearance since Feb. 27 on Tuesday, striking out against Middle Tennessee
 - ★ Has drawn a walk in two of his last four appearances, scoring each time
 - ★ Lettered four years in baseball at Battlefield High School
 - ★ During senior season was named All-District first-team
 - ★ Born in Saudi Arabia

2018 BULLPEN NOTES

40 ★ Aaron Brown ★ Freshman		Overall: 1-0, 5.93 ERA • Home: 1-0, 3.86 ERA, 11.2 IP • W/Runners: .219 (7-32)
RHP ★ Mt. Juliet HS ★ Mt. Juliet, Tenn.		LAST TIME OUT: May 6 at Auburn - 1.0 IP, 3 H, 3 R, 3 ER, 0 BB, 1 K
PITCHING CAREER HIGHS		★ Has limited opponents to a .219 average (7-for-32) with runners aboard
Innings Pitched: _____ 2.0, 3x, last vs. Evansville (4/17/18)		★ Has made 11 appearances, allowing 10 runs (nine earned) in 13.2 innings
Strikeouts: _____ 2, 4x, last vs. Evansville (4/17/18)		★ Has held opponents without a run in six of 11 appearances
Hits Allowed: _____ 3, 2x, last at Auburn (5/6/18)		★ Has recorded two punch outs in four of his last eight appearances
Walks Allowed: _____ 2, vs. South Carolina (4/29/18)		★ Picked up win in relief on Feb. 28 vs. Indiana State (2.0 IP, 1 H, 0 R, 1 BB, 1 K)
Runs Allowed: _____ 3, 2x, last at Auburn (5/6/18)		★ Lettered three years at Mt. Juliet High School
		★ Member of Team Tennessee alongside teammates Philip Clarke and Mason Hickman
21 ★ Tyler Brown ★ Freshman		Overall: 1-3, 6.07 ERA • Home: 1-1, 5.74 ERA, 15.2 IP • W/Runners: .357 (20-56)
RHP ★ Olentangy Orange HS ★ Ashland, Ohio		LAST TIME OUT: May 15 vs. Middle Tenn. - 3.0 IP, 4 H, 4 R, 4 ER, 1 BB, 2 K
PITCHING CAREER HIGHS		★ Made his first-career start on Tuesday against Middle Tennessee
Innings Pitched: _____ 4.0, 2x, last at Mississippi State (3/18/18)		★ Tied for the team lead (Zach King) with 17 appearances
Strikeouts: _____ 6, 2x, last at Mississippi State (3/18/18)		★ Has not walked more than one batter in all 17 appearances
Hits Allowed: _____ 6, at Florida (3/31/18)		★ Has struck out four or more hitters five times
Walks Allowed: _____ 1, 6x, last vs. Middle Tennessee (5/15/18)		★ Vanderbilt reliever who has logged three saves -- all since March 9
Runs Allowed: _____ 6, at Florida (3/31/18)		★ Fanned lone hitter he faced with the bases loaded in the eighth on April 20 at Mizzou
		★ Lettered in baseball four years at Olentangy Orange High School
		★ Drafted by the Cincinnati Reds in the 26th round of the 2017 MLB Draft
42 ★ Maddux Conger ★ Junior		Overall: 2-0, 2.20 ERA • Home: 2-0, 1.80 ERA, 15.0 IP • W/Runners: .200 (8-40)
RHP ★ Stephenville HS ★ Stephenville, Texas		LAST TIME OUT: May 15 vs. Middle Tenn. - Win, 3.0 IP, 3 H, 0 R, 0 ER, 1 BB, 4 K
PITCHING CAREER HIGHS		★ Earned his second win, coming in relief on Tuesday against Middle Tennessee
Innings Pitched: _____ 5.0, vs. Presbyterian (2/20/18)		★ Has not allowed more than one earned run in all eight appearances (16.1 innings)
Strikeouts: _____ 6, vs. Evansville (2/22/17)		★ Has not permitted a run in three of his last four outings
Hits Allowed: _____ 7, vs. Southeastern La. (2/28/17)		★ Has appeared out of the bullpen seven-straight times after drawing the start on Feb. 20
Walks Allowed: _____ 5, 2x, last vs. Austin Peay (2/27/18)		★ Earned the win in lone start vs. Presbyterian on Feb. 20 (5.0 IP, 3 H, 0 R, 2 BB, 5 K)
Runs Allowed: _____ 5, 2x, last vs. Austin Peay (2/27/18)		★ Posted a 2-1 record alongside a 4.96 ERA during 32.2 innings in 2017
		★ Pitched in nine games, allowing three runs over 11.1 innings in 2016
		★ Dad is the head baseball coach at Tarleton State (Division II) in Texas
27 ★ Chandler Day ★ Junior		Overall: 1-1, 3.77 ERA • Home: 1-1, 4.15 ERA, 21.2 IP • W/Runners: .208 (11-53)
RHP ★ Watkins Memorial HS ★ Granville, Ohio		LAST TIME OUT: May 11 at Tennessee - Save, 2.0 IP, 0 H, 0 R, 0 ER, 3 BB, 3 K
PITCHING CAREER HIGHS		★ Picked up his first career save on Friday at Tennessee
Innings Pitched: _____ 9.0, vs. Lipscomb (3/28/17)		★ No. 130 on the nation's top college prospects for the 2018 MLB Draft (D1Baseball.com)
Strikeouts: _____ 10, 2x, last vs. Georgia (4/6/18)		★ Matched a career-high with 10 strikeouts in relief on April 6 against Georgia
Hits Allowed: _____ 8, vs. LSU (4/7/16)		★ Named among the Golden Spikes Awards' Gold Performers of the Week on April 9
Walks Allowed: _____ 5, vs. Lipscomb (3/28/17)		★ Posted a 7-2 record and 3.78 ERA across 13 appearances including 12 starts in 2017
Runs Allowed: _____ 6, at Middle Tennessee (3/22/16)		★ Made three starts and pitched in 10 total games going 2-1 with a 4.26 ERA in 2016
		★ Named an All-American by Perfect Game in 2015 at Watkins Memorial High School
		★ Drafted in 30th round by the Cleveland Indians in 2015
39 ★ Jake Eder ★ Freshman		Overall: 1-4, 5.45 ERA • Home: 1-2, 6.75 ERA, 13.1 IP • W/Runners: .240 (12-50)
LHP ★ Calvary Christian Academy ★ Ocean Ridge, Fla.		LAST TIME OUT: May 6 at Auburn - 1.0 IP, 2 H, 3 R, 2 ER, 3 BB, 1 K
PITCHING CAREER HIGHS		★ Has made nine midweek starts this season and 11 total appearances
Innings Pitched: _____ 5.0, 3x, last at Middle Tennessee (4/10/18)		★ Has lasted four innings in six of his nine starts
Strikeouts: _____ 7, at Long Beach State (3/7/18)		★ Picked up lone win in first collegiate appearance on Feb. 21 vs. Presbyterian
Hits Allowed: _____ 6, 2x, last at Middle Tennessee (4/10/18)		★ Drafted in the 34th round by the New York Mets of the 2017 MLB Draft
Walks Allowed: _____ 5, vs. Louisville (5/1/18)		★ Helped Calvary Christian Academy to Class 4A Florida State Semi-Finals as a senior
Runs Allowed: _____ 5, vs. Louisville (5/1/18)		★ Named Under Armour All-American as a junior
		★ Named a MaxPreps Top 50 Junior in the country as a junior

32 ★ Hugh Fisher ★ Freshman**Overall: 2-0, 1.93 ERA • Home: 2-0, 2.70 ERA, 6.2 IP • W/Runners: .278 (5-18)**

LHP ★ Briarcrest Christian HS ★ Eads, Tenn.

PITCHING CAREER HIGHS

Innings Pitched: _____ 2.0, 2x, last vs. Western Kentucky (4/10/18)
 Strikeouts: _____ 2, 3x, last vs. Ole Miss (4/15/18)
 Hits Allowed: _____ 3, vs. Ole Miss (4/15/18)
 Walks Allowed: _____ 2, vs. Western Kentucky (4/10/18)
 Runs Allowed: _____ 2, 2x, last vs. Ole Miss (4/15/18)

LAST TIME OUT: April 15 vs. Ole Miss - G2 - 1.2 IP, 3 H, 2 R, 2 ER, 1 BB, 2 K

- ★ Picked up first collegiate win vs. Western Kentucky on April 10
- ★ Has made eight appearances out of the bullpen for the Commodores
- ★ Has not allowed a hit in five of his eight appearances including 2.0 innings on Feb. 20
- ★ Tossed a season-high 31 pitches in win vs. Western Kentucky (April 10)
- ★ Grandfather played football at West Virginia
- ★ As a high school freshman was named to the WBSC "AA" 15U World Cup Team USA

49 ★ AJ Franklin ★ Redshirt Sophomore**Overall: 0-0, 0.00 ERA • Home: 0-0, 0.00 ERA, 2.2 IP • W/Runners: .000 (0-2)**

LHP ★ Wilson Central HS ★ Lebanon, Tenn.

PITCHING CAREER HIGHS

Innings Pitched: _____ 1.0, 2x, last vs. Middle Tennessee (5/15/18)
 Strikeouts: _____ 2, vs. Middle Tennessee (5/15/18)
 Hits Allowed: _____
 Walks Allowed: _____ 1, vs. UMass-Lowell (2/23/18)
 Runs Allowed: _____

LAST TIME OUT: May 15 vs. Middle Tenn. - 1.0 IP, 0 H, 0 R, 0 ER, 0 BB, 2 K

- ★ Made his first appearance since Feb. 23 on Tuesday against Middle Tennessee
- ★ Has not allowed a hit in three scoreless relief appearances
- ★ First-career appearance came on Feb. 21 vs. Presbyterian (0.2 IP, 0 H, 0 R, 0 BB, 0 K)
- ★ Missed the 2017 season with a knee injury after redshirting in 2016
- ★ Lettered in baseball (4x), basketball (3x) and football (1x) at Wilson Central H.S.
- ★ Graduated high school with a 4.0 GPA in the top 10% of his class
- ★ Dad played baseball at Motlow State and Cumberland University

35 ★ Jackson Gillis ★ Sophomore**Overall: 3-1, 6.12 ERA • Home: 3-0, 0.69 ERA, 13.0 IP • W/Runners: .269 (14-52)**

LHP ★ Wilmington HS ★ Wilmington, Mass.

PITCHING CAREER HIGHS

Innings Pitched: _____ 3.2, vs. Duke (2/16/18)
 Strikeouts: _____ 5, vs. UMass-Lowell (2/24/18)
 Hits Allowed: _____ 4, vs. TCU (3/11/18)
 Walks Allowed: _____ 4, vs. Texas A&M (3/25/17)
 Runs Allowed: _____ 4, at Tennessee (5/13/18)

LAST TIME OUT: May 13 at Tennessee - Loss, 2.0 IP, 3 H, 4 R, 4 ER, 0 BB, 2 K

- ★ Became first pitcher in Tim Corbin era (2003-present) to record a win and save in the same day, doing so on April 15 in doubleheader action vs. Ole Miss
- ★ Has struck out three or more hitters in seven of his 14 appearances
- ★ Has not allowed a run in seven of his last 10 appearances
- ★ Held No. 25 Duke to one hit while fanning four in 3.2 innings on 2018 Opening Day
- ★ Made 16 relief appearances, posting a 3.60 ERA in 2017
- ★ The top high school prospect in the state of Massachusetts according to Perfect Game
- ★ Captained the Wilmington High School baseball team as a senior.

33 ★ Erik Kaiser ★ Freshman**Overall: 0-0, 0.00 ERA • Home: 0-0, 0.00 ERA, 1.0 IP • W/Runners: .000 (0-2)**

RHP ★ Waterloo HS ★ Waterloo, Ill.

PITCHING CAREER HIGHS

Innings Pitched: _____ 1.0, 2x, last at Long Beach State (3/7/18)
 Strikeouts: _____ 2, vs. Austin Peay (2/27/18)
 Hits Allowed: _____ 1, vs. Austin Peay (2/27/18)
 Walks Allowed: _____
 Runs Allowed: _____

LAST TIME OUT: March 7 at Long Beach State - 1.0 IP, 0 H, 0 R, 0 ER, 0 BB, 1 K

- ★ Has not allowed an earned run in two appearances this season
- ★ Struck out two while allowing one hit in collegiate debut vs. Austin Peay on Feb. 27
- ★ Lettered three years at Waterloo High School
- ★ Dad played baseball at Missouri State and in the San Francisco Giants organization

34 ★ Zach King ★ Sophomore**Overall: 0-3, 3.62 ERA • Home: 0-1, 2.74 ERA, 23.0 IP • W/Runners: .210 (13-62)**

LHP ★ Spring Hill HS ★ Spring Hill, Tenn.

PITCHING CAREER HIGHS

Innings Pitched: _____ 5.1, vs. Missouri (5/7/17)
 Strikeouts: _____ 5, 3x, last vs. UMass-Lowell (2/24/18)
 Hits Allowed: _____ 7, vs. UMass-Lowell (2/24/18)
 Walks Allowed: _____ 3, 3x, last at Auburn (5/5/18)
 Runs Allowed: _____ 3, 3x, vs. Ole Miss (4/15/18)

LAST TIME OUT: May 11 at Tennessee - 2.0 IP, 1 H, 0 R, 0 ER, 1 BB, 3 K

- ★ Retired 10 of the 12 batters he faced on April 27 vs. South Carolina
- ★ Fell to 0-3, allowing three walks (one intentional) and two runs at Mizzou on April 20
- ★ Has made 17 appearances and two starts for the Commodores this season
- ★ Recorded third save of the season on April 10 vs. Western Kentucky
- ★ Has struck out three or more hitters in 10 of 17 appearances
- ★ Went three-straight appearances (8.0 IP) without allowing a run between March 11-23
- ★ Lettered three years and won as many sectional titles at Spring Hill High School
- ★ Helped lead Spring Hill to the 2016 Tennessee AA state title as a senior

45 ★ Reid Schaller ★ Redshirt Freshman**Overall: 1-1, 4.50 ERA • Home: 1-1, 5.84 ERA, 12.1 IP • W/Runners: .326 (15-46)**

RHP ★ Lebanon Senior HS ★ Lebanon, Ind.

PITCHING CAREER HIGHS

Innings Pitched: _____ 3.0, 2x, last at Tennessee (5/13/18)
 Strikeouts: _____ 4, 3x, last at Tennessee (5/13/18)
 Hits Allowed: _____ 7, vs. Tennessee Tech (5/8/18)
 Walks Allowed: _____ 4, at Florida (4/01/18)
 Runs Allowed: _____ 5, vs. Tennessee Tech (5/8/18)

LAST TIME OUT: May 13 at Tennessee - 3.0 IP, 3 H, 0 R, 0 ER, 0 BB, 4 K

- ★ Has struck out a combined 18 batters in his last six outings
- ★ Made first collegiate start on April 17, retiring all nine Evansville hitters he faced
- ★ Allowed career-high seven hits and five runs (three earned) in start vs. TTU (5/8)
- ★ Has fanned multiple batters in nine of his 16 appearances
- ★ Has tossed 50-plus pitches twice including 57 vs. Tennessee Tech on May 8
- ★ Lettered in baseball four years and football once at Lebanon Senior High School
- ★ Captained his high school baseball team as a junior and senior

11 ★ Paxton Stover ★ Senior**Overall: 0-0, 3.38 ERA • Home: 0-0, 5.40 ERA, 6.2 IP • W/Runners: .200 (4-20)**

LHP ★ Dyersburg State CC ★ Ridgely, Tenn.

PITCHING CAREER HIGHS

Innings Pitched: _____ 3.0, at Kentucky (3/31/17)
 Strikeouts: _____ 3, 4x, last vs. Belmont (3/22/17)
 Hits Allowed: _____ 4, 2x, last vs. LSU (3/24/18)
 Walks Allowed: _____ 4, 2x, last vs. Middle Tennessee (5/16/17)
 Runs Allowed: _____ 3, 3x, last vs. LSU (3/24/18)

LAST TIME OUT: May 15 vs. Middle Tenn. - 1.0 IP, 0 H, 0 R, 0 ER, 2 BB, 2 K

- ★ Vanderbilt's lone senior -- wears the SEC Graduate patch on his right sleeve
- ★ Has not allowed a run in seven of his nine appearances including two straight
- ★ Has struck out at least one batter in seven outings including two on four occasions
- ★ Made 15 relief appearances during 2017 junior season (1-0, 6.41 ERA)
- ★ Limited opponents to a .229 average while striking out 21 in 2017
- ★ Pitched in 16 games going 9-0 with a 3.08 ERA at Dyersburg State in 2016
- ★ Pitched in two games as a true freshman for Mississippi State in 2015 going 1-1
- ★ Rated the No. 2 left-handed high school pitching prospect in the state of Tennessee

31 ★ Justin Willis ★ Freshman**Overall: 0-0, 7.59 ERA • Home: 0-0, 2.16 ERA, 8.1 IP • W/Runners: .304 (7-23)**

RHP ★ Memorial HS ★ West New York, N.J.

PITCHING CAREER HIGHS

Innings Pitched: _____ 3.2, vs. Louisville (5/1/18)
 Strikeouts: _____ 2, 2x, last at Mississippi State (3/17/18)
 Hits Allowed: _____ 4, vs. Louisville (5/1/18)
 Walks Allowed: _____ 1, 5x, last at Auburn (5/5/18)
 Runs Allowed: _____ 3, vs. Belmont (3/21/18)

LAST TIME OUT: May 5 at Auburn - 1.0 IP, 2 H, 2 R, 2 ER, 1 BB, 1 K

- ★ Did not allow an earned run in his first four collegiate appearances
- ★ Did not permit a hit in three of his first four collegiate appearances
- ★ Has made 10 appearances on the season, tossing 10.2 innings
- ★ Lettered two years at St. Joseph High School and two years at Memorial High School
- ★ Named Rawlings-Perfect Game Honorable Mention All-American
- ★ Father played Division III baseball at Stevens Institute

6 ★ Justin Wilson ★ Redshirt Sophomore**Overall: 0-0, 2.84 ERA • Home: 0-0, 2.25 ERA, 4.0 IP • W/Runners: .125 (1-8)**

RHP ★ Vol State CC ★ Murfreesboro, Tenn.

PITCHING CAREER HIGHS

Innings Pitched: _____ 1.0, 6x, last vs. Middle Tennessee (5/15/18)
 Strikeouts: _____ 3, vs. UMass-Lowell (2/24/18)
 Hits Allowed: _____ 1, 2x, last vs. Eastern Kentucky (3/14/18)
 Walks Allowed: _____ 2, at Long Beach State (3/7/18)
 Runs Allowed: _____ 1, 2x, last vs. Eastern Kentucky (3/14/18)

LAST TIME OUT: May 15 vs. Middle Tenn. - 1.0 IP, 0 H, 0 R, 0 ER, 0 BB, 1 K

- ★ Made his first appearance since March 31 on Tuesday against Middle Tennessee
- ★ Has not allowed a run in five of his seven appearances
- ★ Tossed three scoreless outings in first three appearances of Vanderbilt career
- ★ Missed 2017 season while recovering from elbow surgery
- ★ Went 2-1 with a 2.51 ERA on the mound in eight games at Vol State C.C. during 2016
- ★ Dad raced against Dale Earnhardt in NASCAR and brother Austin races in Nashville
- ★ Team captain as a senior at Oakland HS in Murfreesboro, Tenn.

TEAM GAME HIGHS

BATTING

At bats:.....	42	vs Austin Peay (Feb 27, 2018)
Runs scored:.....	21	vs Middle Tennessee (May 15, 2018)
Hits:.....	19	vs Austin Peay (Feb 27, 2018)
RBI's:.....	17	vs Austin Peay (Feb 27, 2018)
Doubles:.....	5	vs UMass-Lowell (Feb 23, 2018)
Triples:.....	2	vs South Carolina (Apr 29, 2018)
Home runs:.....	3	vs UMass-Lowell (Feb 24, 2018)
.....	3	vs Austin Peay (Feb 27, 2018)
.....	3	at Tennessee (May 11, 2018)
Total bases:.....	32	vs Austin Peay (Feb 27, 2018)
Walks:.....	19	vs Middle Tennessee (May 15, 2018)
Strikeouts:.....	16	at Florida (Mar 30, 2018)
Sac hits:.....	3	at Mississippi State (Mar 16, 2018)
Sac flies:.....	2	at Auburn (May 5, 2018)
Stolen bases:.....	7	vs UMass-Lowell (Feb 25, 2018)
Hit by pitch:.....	4	vs TCU (Mar 11, 2018)
.....	4	vs South Carolina (Apr 29, 2018)
Caught stealing:.....	2	(4 times)
Runners LOB:.....	14	vs UMass-Lowell (Feb 23, 2018)
Hit into DP:.....	2	(6 times)

FIELDING

Putouts:.....	28	vs Sam Houston State (Mar 02, 2018)
Assists:.....	14	vs LSU (Mar 23, 2018)
Errors:.....	3	at Mississippi State (Mar 17, 2018)
.....	3	vs Georgia (Apr 05, 2018)
Passed balls:.....	1	(5 times)
DPs turned:.....	3	vs LSU (Mar 24, 2018)

PITCHING

Innings pitched:.....	9.1	vs Sam Houston State (Mar 02, 2018)
Runs allowed:.....	14	at Auburn (May 06, 2018)
Earned runs:.....	13	at Auburn (May 06, 2018)
Walks allowed:.....	9	at Florida (Apr 01, 2018)
.....	9	at Auburn (May 06, 2018)
Strikeouts:.....	14	at Mississippi State (Mar 17, 2018)
Hits allowed:.....	14	vs Ole Miss (Apr 13, 2018)
.....	14	vs Tennessee Tech (May 08, 2018)
Doubles allowed:.....	5	vs Houston (Mar 04, 2018)
Triples allowed:.....	1	(7 times)
Homers allowed:.....	4	vs Sam Houston State (Mar 02, 2018)
Wild pitches:.....	4	at Florida (Mar 30, 2018)
.....	4	at Florida (Apr 01, 2018)
.....	4	vs Ole Miss (Apr 13, 2018)
Hit batters:.....	4	vs Duke (Feb 16, 2018)

INDIVIDUAL GAME HIGHS

BATTING

At bats:.....	6	(5 times)
Runs scored:.....	3	(13 times)
Hits:.....	4	(4 times)
RBI's:.....	7	Ethan Paul vs UMass-Lowell (Feb 24, 2018)
Doubles:.....	2	(8 times)
Triples:.....	1	(11 times)
Home runs:.....	2	J. Gonzalez vs UMass-Lowell (Feb 24, 2018)
.....	2	Ethan Paul vs Evansville (Apr 17, 2018)
.....	2	Stephen Scott at Tennessee (May 11, 2018)
Total bases:.....	11	J. Gonzalez vs UMass-Lowell (Feb 24, 2018)
Walks:.....	4	Philip Clarke vs UMass-Lowell (Feb 23, 2018)
Strikeouts:.....	4	Julian Infante vs UMass-Lowell (Feb 23, 2018)
.....	4	Austin Martin vs Indiana State (Feb 28, 2018)
Sac hits:.....	2	A. Martin at Mississippi State (Mar 16, 2018)
Sac flies:.....	1	(11 times)
Stolen bases:.....	3	Austin Martin vs Presbyterian (Feb 21, 2018)
Hit by pitch:.....	2	A. Martin vs UMass-Lowell (Feb 24, 2018)
.....	2	Ethan Paul vs. Ole Miss (Apr 15, 2018)
Caught stealing:.....	1	(21 times)
Runners LOB:.....	7	J. Infante vs UMass-Lowell (Feb 23, 2018)

FIELDING

Putouts:.....	13	Philip Clarke vs Duke (Feb 17, 2018)
.....	13	Stephen Scott vs Duke (Feb 18, 2018)
.....	13	Stephen Scott vs Lipscomb (Mar 27, 2018)
Assists:.....	8	Connor Kaiser vs LSU (Mar 23, 2018)
Errors:.....	2	Stephen Scott vs Georgia (Apr 05, 2018)
Passed balls:.....	1	(5 times)

PITCHING

Innings pitched:.....	7.0	(7 times)
Runs allowed:.....	7	Drake Fellows vs. South Carolina (Apr 27, 2018)
.....	7	Patrick Raby at Auburn (May 5, 2018)
Earned runs:.....	7	Patrick Raby at Auburn (May 5, 2018)
.....	6	Drake Fellows vs. South Carolina (Apr 27, 2018)
Walks allowed:.....	6	Mason Hickman at Tennessee (May 13, 2018)
Strikeouts:.....	10	Chandler Day vs Georgia (Apr 06, 2018)
Hits allowed:.....	8	Mason Hickman at Florida (Apr 01, 2018)
.....	8	Drake Fellows vs Ole Miss (Apr 13, 2018)
Doubles allowed:.....	3	Mason Hickman vs Houston (Mar 04, 2018)
.....	3	Mason Hickman at Florida (Apr 01, 2018)
Triples allowed:.....	1	(7 times)
Homers allowed:.....	2	(6 times)
Wild pitches:.....	3	Maddux Conger vs Austin Peay (Feb 27, 2018)
Hit batters:.....	2	(4 times)

2018 SEASON RESULTS

Record: 28-24 Home: 19-9 Away: 7-11 Neutral: 2-4 SEC: 13-14

DATE	OPPONENT		SCORE		R-H-E	R-H-E	INNS	OVERALL	SEC	PITCHER OF RECORD	ATTEND	TIME
Feb 16, 2018	#25 DUKE	W	9-1		9-15-1	1-3-0	9	1-0-0	0-0-0	Gillis (W 1-0)	2587	3:32
Feb 17, 2018	#25 DUKE		4-5	L	4-9-0	5-9-3	9	1-1-0	0-0-0	Raby (L 0-1)	2533	3:07
Feb 18, 2018	#25 DUKE	W	9-1		9-13-0	1-6-1	9	2-1-0	0-0-0	Hickman (W 1-0)	3076	3:06
Feb 20, 2018	PRESBYTERIAN	W	7-1		7-12-0	1-5-1	9	3-1-0	0-0-0	Conger (W 1-0)	2531	2:52
Feb 21, 2018	PRESBYTERIAN	W	15-2		15-11-1	2-6-4	9	4-1-0	0-0-0	Eder (W 1-0)	2420	3:21
Feb 23, 2018	UMASS-LOWELL	W	15-0		15-13-0	0-4-1	9	5-1-0	0-0-0	Fellows (W 1-0)	2599	3:37
Feb 24, 2018	UMASS-LOWELL	W	15-2		15-16-0	2-11-1	9	6-1-0	0-0-0	Gillis (W 2-0)	2579	3:14
Feb 25, 2018	UMASS-LOWELL	W	9-2		9-11-0	2-4-1	9	7-1-0	0-0-0	T. Brown (W 1-0)	2561	3:02
Feb 27, 2018	AUSTIN PEAY	W	19-6		19-19-2	6-6-1	9	8-1-0	0-0-0	Hickman (W 2-0)	2540	2:37
Feb 28, 2018	INDIANA STATE	W	8-5		5-5-5	8-9-8	9	9-1-0	0-0-0	A. Brown (W 1-0)	2427	2:50
Mar 02, 2018	Sam Houston State		6-7	L	6-9-0	7-9-1	(10)	9-2-0	0-0-0	T. Brown (L 1-1)	4972	3:17
Mar 03, 2018	Louisiana		0-3	L	0-5-0	3-7-0	9	9-3-0	0-0-0	Raby (L 0-2)	6796	2:53
Mar 04, 2018	vs. #24 Houston	W	9-4		9-7-0	4-12-2	9	10-3-0	0-0-0	Hickman (W 3-0)	5414	3:28
Mar 07, 2018	at Long Beach State		3-4	L	3-9-1	4-4-1	9	10-4-0	0-0-0	King (L 0-1)	1712	3:30
Mar 09, 2018	at #11 UCLA	W	6-3		6-4-0	3-9-2	9	11-4-0	0-0-0	Fellows (W 2-0)	1215	3:17
Mar 11, 2018	vs. #8 TCU	W	7-4		7-9-0	4-9-0	9	12-4-0	0-0-0	Raby (W 1-2)	1109	3:26
Mar 14, 2018	EASTERN KY.		5-6	L	5-10-1	6-7-1	9	12-5-0	0-0-0	Eder (L 1-1)	2668	3:45
Mar 16, 2018	at #19 Mississippi State*	W	5-0		5-10-0	0-5-3	9	13-5-0	1-0-0	Fellows (W 3-0)	4860	3:01
Mar 17, 2018	at #19 Mississippi State*	W	10-1		10-16-4	1-7-2	9	14-5-0	2-0-0	Raby (W 2-2)	6218	3:53
Mar 18, 2018	at #19 Mississippi State*	W	4-3		4-6-0	3-6-3	9	15-5-0	3-0-0	Hickman (W 4-0)	4569	3:24
Mar 21, 2018	vs. Belmont		5-8	L	5-8-2	8-8-3	9	15-6-0	3-0-0	Eder (L 1-2)	1006	3:47
Mar 23, 2018	#19 LSU*	W	4-2		4-7-0	2-8-1	9	16-6-0	4-0-0	Fellows (W 4-0)	3136	3:15
Mar 24, 2018	#19 LSU*		2-6	L	2-7-0	6-11-0	9	16-7-0	4-1-0	Raby (L 2-3)	3211	3:54
Mar 25, 2018	#19 LSU*	W	1-0		1-4-1	0-2-0	7	17-7-0	5-1-0	Hickman (W 5-0)	3399	1:35
Mar 27, 2018	vs. Lipscomb		1-5	L	1-1-0	5-9-0	9	17-8-0	5-1-0	Eder (L 1-3)	1495	3:17
Mar 30, 2018	at #2 Florida*		4-8	L	4-5-2	8-8-1	9	17-9-0	5-2-0	Fellows (L 4-1)	3781	3:05
Mar 31, 2018	at #2 Florida*		2-10	L	2-6-0	10-12-1	9	17-10-0	5-3-0	Raby (L 2-4)	4835	3:18
Apr 01, 2018	at #2 Florida*		2-8	L	2-5-0	8-10-0	9	17-11-0	5-4-0	Hickman (L 5-1)	3736	3:15
Apr 03, 2018	at Middle Tennessee		3-4	L	3-6-0	4-9-0	7	17-12-0	5-4-0	T. Brown (L 1-2)	1528	3:17
Apr 05, 2018	#16 GEORGIA*		2-3	L	2-9-3	3-8-0	9	17-13-0	5-5-0	King (L 0-2)	2950	3:48
Apr 06, 2018	#16 GEORGIA*	W	5-3		5-7-0	3-10-0	9	18-13-0	6-5-0	Day (W 1-0)	2787	3:01
Apr 07, 2018	#16 GEORGIA*	W	8-3		8-12-0	3-7-2	9	19-13-0	7-5-0	Hickman (W 6-1)	2853	3:24
Apr 10, 2018	WESTERN KENTUCKY	W	3-2		3-6-1	2-3-0	9	20-13-0	7-5-0	Fisher (W 1-0)	2525	2:58
Apr 13, 2018	#5 OLE MISS*		3-11	L	3-7-0	11-14-0	9	20-14-0	7-6-0	Fellows (L 4-2)	3584	3:12
Apr 15, 2018	#5 OLE MISS*	W	8-7		8-8-0	7-7-1	(8)	21-14-0	8-6-0	Gillis (W 3-0)	3030	3:08
Apr 15, 2018	#5 OLE MISS*	W	8-7		8-7-1	7-11-0	7	22-14-0	9-6-0	Fisher (W 2-0)	3056	2:41
Apr 17, 2018	EVANSVILLE	W	6-1		6-6-0	1-4-1	9	23-14-0	9-6-0	Schaller (W 1-0)	2567	2:44
Apr 19, 2018	at Missouri*		1-2	L	1-7-2	2-4-0	9	23-15-0	9-7-0	Fellows (L 4-3)	780	2:41
Apr 20, 2018	at Missouri*		1-3	L	1-6-1	3-4-1	9	23-16-0	9-8-0	King (L 0-3)	2312	3:26
Apr 21, 2018	at Missouri*	W	6-2		6-12-1	2-6-1	9	24-16-0	10-8-0	Hickman (W 7-1)	3146	2:55
Apr 27, 2018	SOUTH CAROLINA*		7-8	L	7-8-2	8-10-0	9	24-17-0	10-9-0	T. Brown (L 1-3)	2895	3:24
Apr 28, 2018	SOUTH CAROLINA*	W	8-1		8-9-0	1-9-0	9	25-17-0	11-9-0	Raby (W 3-4)	3166	3:07
Apr 29, 2018	SOUTH CAROLINA*		9-10	L	9-10-1	10-13-1	9	25-18-0	11-10-0	Day (L 1-1)	3158	3:33
May 01, 2018	LOUISVILLE		4-8	L	4-6-1	8-11-1	9	25-19-0	11-10-0	Eder (L 1-4)	2791	3:26
May 04, 2018	at Auburn*		1-4	L	1-4-1	4-6-0	9	25-20-0	11-11-0	Fellows (L 4-4)	3599	2:21
May 05, 2018	at Auburn*		5-11	L	5-8-0	11-13-0	9	25-21-0	11-12-0	Raby (L 3-5)	3648	3:08
May 06, 2018	at Auburn*		0-14	L	0-2-1	14-13-0	9	25-22-0	11-13-0	Hickman (L 7-2)	3332	3:10
May 08, 2018	TENNESSEE TECH		4-6	L	4-10-1	6-14-1	9	25-23-0	11-13-0	Schaller (L 1-1)	2865	3:53
May 11, 2018	at Tennessee*	W	7-6		7-10-1	6-5-0	9	26-23-0	12-13-0	Fellows (W 5-4)	2309	3:18
May 12, 2018	at Tennessee*	W	7-2		7-13-0	2-8-1	9	27-23-0	13-13-0	Raby (W 4-5)	2245	3:10
May 13, 2018	at Tennessee*		7-8	L	7-9-0	8-8-1	9	27-24-0	13-14-0	Gillis (L 3-1)	1521	2:58
May 15, 2018	MIDDLE TENNESSEE	W	21-4		21-15-0	4-7-2	9	28-24-0	4-7-2	Conger (W 2-0)	2672	3:51

* = Conference game

() extra inning game

GAME-BY-GAME OFFENSIVE STATISTICS

DATE	OPPONENT	AB	R	H	RBI	2B	3B	HR	TB	BB	IBB	SB	CS	HBP	SAC	SF	GDP	K	PO	A	E	LOB	AVG.
Feb 16	#25 DUKE	37	9	15	8	2	0	0	17	3	0	2	0	1	0	1	1	3	27	11	1	9	.405
Feb 17	#25 DUKE	36	4	9	3	3	0	1	15	2	0	1	0	1	0	0	1	11	27	7	0	8	.329
Feb 18	#25 DUKE	36	9	13	8	1	0	1	17	5	0	2	0	1	1	0	1	6	27	8	0	10	.339
Feb 20	PRESBYTERIAN	34	7	12	6	4	0	1	19	4	0	2	1	1	0	0	1	5	27	11	0	8	.343
Feb 21	PRESBYTERIAN	39	15	11	10	3	1	1	19	10	0	6	0	1	0	0	0	4	27	9	1	11	.330
Feb 23	UMASS-LOWELL	36	15	13	14	5	0	1	21	14	0	1	0	2	0	1	0	13	27	11	0	14	.335
Feb 24	UMASS-LOWELL	39	15	16	14	3	0	3	28	6	0	4	0	3	1	0	0	12	27	6	0	10	.346
Feb 25	UMASS-LOWELL	33	9	11	8	0	1	1	16	9	0	7	0	0	0	0	2	4	27	12	0	9	.345
Feb 27	AUSTIN PEAY	42	19	19	17	4	0	3	32	9	0	5	1	1	0	0	0	9	27	11	2	9	.358
Feb 28	INDIANA STATE	32	8	9	8	4	0	2	19	3	0	0	0	0	0	1	0	11	27	6	1	4	.352
Mar 02	vs. Sam Houston St.	36	6	9	6	3	0	0	12	3	0	0	0	0	0	0	2	12	28	7	0	3	.343
Mar 03	vs. Louisiana	32	0	5	0	0	0	0	5	4	0	0	0	0	0	0	0	7	24	10	0	9	.329
Mar 04	vs #24 Houston	31	9	7	8	2	0	1	12	10	0	2	0	3	0	0	1	8	27	5	0	11	.322
Mar 07	at Long Beach State	31	3	9	3	0	0	1	12	4	0	0	2	0	0	0	1	10	24	12	1	5	.320
Mar 09	at #11 UCLA	29	6	4	6	1	0	1	8	9	0	0	0	0	2	1	1	4	27	7	0	8	.310
Mar 11	vs. #8 TCU	36	7	9	5	1	0	0	10	3	1	2	0	4	0	0	0	12	27	9	0	9	.306
Mar 14	EASTERN KY.	37	5	10	5	0	1	0	12	5	0	0	0	3	0	0	1	9	27	7	1	13	.304
Mar 16	at #19 Mississippi St.	34	5	10	2	3	1	0	15	2	0	0	0	1	3	0	1	10	27	8	0	8	.303
Mar 17	at #19 Mississippi St.	39	10	16	8	3	0	0	19	4	0	2	2	0	1	0	2	13	27	9	3	7	.309
Mar 18	at #19 Mississippi St.	35	4	6	2	2	0	0	8	7	2	2	0	2	0	0	1	11	27	8	0	13	.303
Mar 21	vs Belmont	37	5	8	2	0	0	0	8	6	0	2	1	1	0	0	0	12	27	11	2	12	.298
Mar 23	#19 LSU	32	4	7	4	1	0	2	14	4	0	6	0	0	0	0	0	11	27	14	0	8	.295
Mar 24	#19 LSU	33	2	7	2	1	0	0	8	2	0	0	0	2	0	0	0	7	27	13	0	8	.292
Mar 25	LSU	21	1	4	0	1	0	0	5	1	0	1	0	0	1	0	0	8	21	7	1	4	.289
Mar 27	vs Lipscomb	25	1	1	1	0	0	0	1	9	0	3	1	1	0	1	0	10	24	8	0	8	.282
Mar 30	at #2 Florida	34	4	5	4	1	0	2	12	1	0	0	0	1	0	0	0	16	24	6	2	5	.277
Mar 31	at #2 Florida	34	2	6	2	1	0	1	10	4	0	2	0	0	0	0	0	10	24	4	0	9	.273
Apr 01	at #2 Florida	30	2	5	2	0	0	1	8	1	0	0	0	2	2	0	0	10	24	6	0	6	.269
Apr 03	at Middle Tennessee	25	3	6	3	2	0	1	11	3	0	0	2	2	0	0	0	6	21	6	0	6	.269
Apr 05	#16 GEORGIA	32	2	9	2	3	0	0	12	4	0	4	1	2	1	1	0	6	27	13	3	11	.269
Apr 06	#16 GEORGIA	30	5	7	5	2	0	1	12	4	0	2	1	1	0	0	0	10	27	2	0	6	.268
Apr 07	#16 GEORGIA	36	8	12	8	2	0	1	17	5	0	4	0	0	0	0	0	10	27	9	0	9	.270
Apr 10	WESTERN KENTUCKY	30	3	6	3	1	0	2	13	6	0	1	0	2	0	0	0	8	27	8	1	11	.268
Apr 13	#5 OLE MISS	31	3	7	2	0	1	0	9	3	0	0	2	0	0	0	0	9	27	12	0	4	.267
Apr 15	#5 OLE MISS	27	8	8	6	3	0	1	14	4	1	5	1	3	1	0	0	7	24	8	0	4	.268
Apr 15	#5 OLE MISS	23	8	7	8	1	1	2	16	2	0	0	0	1	1	1	0	12	21	8	1	2	.269
Apr 17	EVANSVILLE	29	6	6	6	1	0	2	13	3	0	0	1	2	1	0	0	7	27	11	0	5	.267
Apr 19	at Missouri	33	1	7	1	2	0	0	9	2	0	1	0	0	0	0	0	14	24	11	2	7	.266
Apr 20	at Missouri	32	1	6	1	0	0	0	6	4	0	2	0	1	1	0	1	9	24	8	1	10	.264
Apr 21	at Missouri	37	6	12	6	1	1	0	15	3	0	3	1	0	0	1	0	12	27	9	1	8	.265
Apr 27	SOUTH CAROLINA	33	7	8	6	2	1	2	18	4	0	2	1	0	1	0	0	6	27	7	2	4	.265
Apr 28	SOUTH CAROLINA	33	8	9	8	0	0	1	12	2	0	2	0	0	0	0	0	11	27	10	0	3	.265
Apr 29	SOUTH CAROLINA	35	9	10	8	4	2	0	18	6	0	5	1	4	0	0	0	5	27	9	1	9	.266
May 01	LOUISVILLE	31	4	6	4	1	0	1	10	6	0	1	0	1	0	0	1	10	27	7	1	7	.264
May 04	at Auburn	30	1	4	1	0	0	1	7	0	0	1	1	0	0	0	1	15	24	6	1	2	.261
May 05	at Auburn	31	5	8	5	3	0	1	14	5	0	0	0	0	0	2	0	8	24	8	0	6	.261
May 06	at Auburn	29	0	2	0	0	0	0	2	0	0	0	0	0	0	0	0	10	24	5	1	2	.258
May 08	TENNESSEE TECH	38	4	10	4	4	0	1	17	8	0	1	0	1	0	0	0	13	27	9	1	16	.258
May 11	at Tennessee	34	7	10	7	3	0	3	22	7	1	4	0	2	0	0	2	5	27	9	1	9	.259
May 12	at Tennessee	40	7	13	6	2	1	1	20	2	0	0	0	1	0	0	0	7	27	9	0	9	.260
May 13	at Tennessee	33	7	9	6	2	0	1	14	2	0	0	1	2	0	1	0	3	24	4	0	4	.260
May 15	MIDDLE TENNESSEE	39	21	15	16	2	0	1	20	19	0	1	0	0	0	0	1	8	27	7	0	13	.263
Totals		1721	320	453	280	90	11	46	703	248	5	91	21	56	17	11	21	469	1348	438	32	405	.263

VANDERBILT BIG INNINGS (FOUR-PLUS RUNS)

VANDERBILT (20)

Date	Opponent	Inning	Runs	Result	Date	Opponent	Inning	Runs	Result
2/16	#25 Duke	5	5	W, 9-1	3/02	vs. Sam Houston St.	5	4	L, 7-6 (10)
2/18	#25 Duke	6	5	W, 9-1	3/04	vs. #24 Houston	1	4	W, 9-4
2/20	Presbyterian	7	4	W, 7-1	3/14	Eastern Kentucky	9	4	L, 6-5
2/21	Presbyterian	8	6	W, 15-2	3/17	at #19 Mississippi St.	8	7	W, 10-1
2/23	UMass-Lowell	4	5	W, 15-0	3/18	at #19 Mississippi St.	5	4	W, 4-3
2/23	UMass-Lowell	8	5	W, 15-0	4/07	#16 Georgia	5	4	W, 8-3
2/24	UMass-Lowell	5	10	W, 15-2	4/28	South Carolina	2	6	W, 8-1
2/27	Austin Peay	4	8	W, 19-6	4/30	South Carolina	2	4	L, 10-9
2/27	Austin Peay	8	4	W, 19-6	5/13	at Tennessee	4	6	L, 8-7
2/28	Indiana State	6	4	W, 8-5	5/15	Middle Tennessee	3	14	W, 21-4

GAME-BY-GAME PITCHING STATISTICS

Date	Opponent	IP	H	R	ER	BB	SO	2B	3B	HR	WP	BK	HBP	DP	IBB	Score	W	L	SV	ERA
Feb 16	#25 DUKE	9.0	3	1	1	5	9	1	0	0	0	1	4	1	0	9-1	1	0	0	1.00
Feb 17	#25 DUKE	9.0	9	5	5	1	13	2	0	1	0	0	2	1	0	4-5	1	1	0	3.00
Feb 18	#25 DUKE	9.0	6	1	1	4	13	1	0	0	1	1	1	2	0	9-1	2	1	0	2.33
Feb 20	PRESBYTERIAN	9.0	5	1	1	2	7	1	0	0	0	0	1	1	0	7-1	3	1	0	2.00
Feb 21	PRESBYTERIAN	9.0	6	2	1	1	9	1	0	0	1	0	1	2	0	15-2	4	1	0	1.80
Feb 23	UMASS-LOWELL	9.0	4	0	0	2	11	0	0	0	0	0	1	1	0	15-0	5	1	0	1.50
Feb 24	UMASS-LOWELL	9.0	11	2	2	1	13	2	0	0	2	0	1	2	0	15-2	6	1	0	1.57
Feb 25	UMASS-LOWELL	9.0	4	2	2	1	12	0	0	0	0	0	1	0	0	9-2	7	1	0	1.62
Feb 27	AUSTIN PEAY	9.0	6	6	2	8	7	3	0	1	3	0	0	0	0	19-6	8	1	0	1.67
Feb 28	INDIANA STATE	9.0	5	5	5	2	9	0	0	3	0	0	1	0	0	8-5	9	1	0	2.00
Mar 02	vs. Sam Houston St.	9.1	9	7	7	3	12	0	0	4	0	0	1	0	0	6-7	9	2	0	2.45
Mar 03	vs. Louisiana	8.0	7	3	3	4	8	3	0	1	0	0	3	1	0	0-3	9	3	0	2.52
Mar 04	vs #24 Houston	9.0	12	4	4	0	9	5	0	1	2	0	0	0	0	9-4	10	3	0	2.63
Mar 07	at Long Beach State	8.0	4	4	4	7	8	0	0	0	2	0	0	0	0	3-4	10	4	0	2.75
Mar 09	at #11 UCLA	9.0	9	3	3	2	13	2	0	1	0	0	0	0	0	6-3	11	4	1	2.77
Mar 11	vs. #8 TCU	9.0	9	4	3	6	11	0	1	1	1	0	2	1	0	7-4	12	4	2	2.78
Mar 14	EASTERN KY.	9.0	7	6	5	6	12	2	0	0	1	0	1	0	0	5-6	12	5	2	2.91
Mar 16	at #19 Mississippi St.	9.0	5	0	0	7	10	0	0	0	1	0	0	2	0	5-0	13	5	3	2.75
Mar 17	at #19 Mississippi St.	9.0	8	1	1	2	14	1	0	1	0	0	2	0	0	10-1	14	5	3	2.66
Mar 18	at #19 Mississippi St.	9.0	6	3	3	3	10	1	0	0	1	1	0	0	0	4-3	15	5	4	2.67
Mar 21	vs Belmont	9.0	8	8	7	6	10	3	0	0	1	0	1	0	0	5-8	15	6	4	2.88
Mar 23	#19 LSU	9.0	8	2	2	4	8	0	1	0	0	0	1	2	0	4-2	16	6	5	2.84
Mar 24	#19 LSU	9.0	11	6	6	5	5	1	1	1	1	0	0	3	0	2-6	16	7	5	2.98
Mar 25	#19 LSU	7.0	2	0	0	2	9	0	0	0	0	0	0	0	0	1-0	17	7	5	2.88
Mar 27	vs Lipscomb	8.0	9	5	5	4	12	1	1	1	0	0	2	0	0	1-5	17	8	5	2.98
Mar 30	at #2 Florida	8.0	8	8	7	6	10	2	0	1	4	0	1	0	0	4-8	17	9	5	3.15
Mar 31	at #2 Florida	8.0	12	10	10	5	6	3	0	1	0	0	1	0	0	2-10	17	10	5	3.43
Apr 01	at #2 Florida	8.0	10	8	8	9	8	3	0	3	4	0	1	2	0	2-8	17	11	5	3.61
Apr 03	at Middle Tennessee	7.0	9	4	4	4	7	1	0	1	1	0	0	0	0	3-4	17	12	5	3.65
Apr 05	#16 GEORGIA	9.0	8	3	2	4	9	1	0	0	0	0	0	2	1	2-3	17	13	5	3.60
Apr 06	#16 GEORGIA	9.0	10	3	3	2	12	0	0	0	1	0	1	0	0	5-3	18	13	5	3.58
Apr 07	#16 GEORGIA	9.0	7	3	3	2	10	2	1	0	0	0	0	0	0	8-3	19	13	6	3.56
Apr 10	WESTERN KENTUCKY	9.0	3	2	0	5	12	0	0	0	0	0	1	0	0	3-2	20	13	7	3.45
Apr 13	#5 OLE MISS	9.0	14	11	11	8	9	1	1	1	4	0	2	0	0	3-11	20	14	7	3.67
Apr 15	#5 OLE MISS	8.0	7	7	7	2	3	2	0	1	0	0	2	1	0	8-7	21	14	7	3.79
Apr 15	#5 OLE MISS	7.0	11	7	7	2	8	3	0	1	1	0	0	1	0	8-7	22	14	8	3.90
Apr 17	EVANSVILLE	9.0	4	1	1	4	7	0	0	0	0	0	0	0	0	6-1	23	14	8	3.82
Apr 19	at Missouri	8.0	4	2	1	1	9	0	0	0	2	0	1	0	0	1-2	23	15	8	3.76
Apr 20	at Missouri	8.0	4	3	2	5	8	0	0	0	0	0	0	1	1	1-3	23	16	8	3.72
Apr 21	at Missouri	9.0	6	2	0	0	8	2	0	0	0	0	0	0	0	6-2	24	16	8	3.62
Apr 27	SOUTH CAROLINA	9.0	10	8	7	3	11	3	0	0	1	0	2	0	0	7-8	24	17	8	3.71
Apr 28	SOUTH CAROLINA	9.0	9	1	1	1	9	2	0	1	1	0	1	0	0	8-1	25	17	8	3.64
Apr 29	SOUTH CAROLINA	9.0	13	10	9	5	8	2	0	3	0	0	1	0	0	9-10	25	18	8	3.77
May 01	LOUISVILLE	9.0	11	8	8	7	8	4	1	0	1	0	0	0	0	4-8	25	19	8	3.87
May 04	at Auburn	8.0	6	4	4	2	6	0	0	2	0	1	0	1	0	1-4	25	20	8	3.88
May 05	at Auburn	8.0	13	11	11	7	7	1	0	2	2	1	0	1	0	5-11	25	21	8	4.05
May 06	at Auburn	8.0	13	14	13	9	5	1	0	2	2	1	1	0	0	0-14	25	22	8	4.26
May 08	TENNESSEE TECH	9.0	14	6	4	1	10	4	0	0	0	0	1	1	0	4-6	25	23	8	4.26
May 11	at Tennessee	9.0	5	6	5	5	11	0	0	2	2	0	0	2	0	7-6	26	23	9	4.27
May 12	at Tennessee	9.0	8	2	2	4	8	2	0	0	1	0	1	0	0	7-2	27	23	9	4.23
May 13	at Tennessee	8.0	8	8	8	6	9	3	0	1	0	0	3	0	0	7-8	27	24	9	4.31
May 15	MIDDLE TENNESSEE	9.0	7	4	4	4	11	0	0	0	0	0	0	0	0	21-4	28	24	9	4.31
Totals		449.1	407	237	215	201	483	72	7	38	44	6	46	31	2	320-237	28	24	9	4.31

OPPONENT BIG INNINGS (FOUR-PLUS RUNS)

OPPONENTS (11)

Date	Opponent	Inning	Runs	Result	Date	Opponent	Inning	Runs	Result
3/21	vs. Belmont	5	5	L, 8-5	4/15	#5 Ole Miss - G2	5	4	W, 8-7
3/27	vs. Lipscomb	5	4	L, 5-1	4/27	South Carolina	6	6	L, 8-7
3/30	at #2 Florida	7	5	L, 8-4	5/01	Louisville	2	4	L, 8-4
3/31	at #2 Florida	7	7	L, 10-2	5/05	at Auburn	2	5	L, 11-5
4/01	at #2 Florida	1	4	L, 8-2	5/11	at Tennessee	7	4	W, 7-6
4/15	#5 Ole Miss - G1	7	4	W, 8-7	5/15	Middle Tennessee	3	4	W, 21-4

GAME-BY-GAME STARTERS BY POSITION

Date	Opponent	C	1B	2B	3B	SS	LF	CF	RF	DH
Feb 16	#25 DUKE	Scott	Infante	Paul	Gonzalez	Kaiser	Jones	DeMarco	Bleday	King
Feb 17	#25 DUKE	Clarke	Infante	Paul	Gonzalez	Kaiser	Jones	DeMarco	Bleday	Day
Feb 18	#25 DUKE	Scott	Infante	Paul	Gonzalez	Kaiser	Martin	Jones	DeMarco	Fellows
Feb 20	PRESBYTERIAN	Scott	Infante	Paul	Gonzalez	Kaiser	Jones	DeMarco	Ray	Martin
Feb 21	PRESBYTERIAN	Clarke	Infante	Paul	Gonzalez	Kaiser	Jones	DeMarco	Bleday	Martin
Feb 23	UMASS-LOWELL	Scott	Infante	Paul	Gonzalez	Kaiser	Martin	Jones	DeMarco	King
Feb 24	UMASS-LOWELL	Clarke	Infante	Paul	Gonzalez	Kaiser	Jones	DeMarco	Bleday	Martin
Feb 25	UMASS-LOWELL	Scott	Martin	Paul	Gonzalez	Kaiser	Jones	DeMarco	Bleday	Fellows
Feb 27	AUSTIN PEAY	Scott	Martin	Paul	Gonzalez	Kaiser	Grisanti	Jones	DeMarco	Day
Feb 28	INDIANA STATE	Clarke	Martin	Paul	Gonzalez	Kaiser	Jones	DeMarco	Bleday	T. Brown
Mar 02	vs. Sam Houston St.	Scott	Infante	Paul	Gonzalez	Kaiser	Jones	DeMarco	Bleday	Martin
Mar 03	vs. Louisiana	Clarke	Infante	Paul	Gonzalez	Kaiser	Grisanti	DeMarco	Bleday	Martin
Mar 04	vs. #24 Houston	Scott	Martin	Paul	Gonzalez	Kaiser	Grisanti	DeMarco	Bleday	Fellows
Mar 07	at Long Beach St.	Clarke	Infante	Paul	Gonzalez	Kaiser	Grisanti	DeMarco	Bleday	Scott
Mar 09	at #11 UCLA	Clarke	Infante	Paul	Gonzalez	Kaiser	Jones	DeMarco	Bleday	Grisanti
Mar 11	vs. #8 TCU	Scott	Infante	Paul	Gonzalez	Kaiser	Grisanti	DeMarco	Bleday	Martin
Mar 14	EASTERN KY.	Duvall	Infante	Paul	Gonzalez	Kaiser	Grisanti	DeMarco	Bleday	Martin
Mar 16	at #19 Mississippi St.	Clarke	Infante	Paul	Gonzalez	Kaiser	Grisanti	DeMarco	Bleday	Martin
Mar 17	at #19 Mississippi St.	Clarke	Infante	Paul	Gonzalez	Kaiser	Grisanti	DeMarco	Bleday	Martin
Mar 18	at #19 Mississippi St.	Scott	Infante	Paul	Gonzalez	Kaiser	Martin	DeMarco	Bleday	Fellows
Mar 21	vs. Belmont	Clarke	Infante	Paul	Gonzalez	Kaiser	Martin	DeMarco	Ray	Hickman
Mar 23	#19 LSU	Scott	Infante	Paul	Martin	Kaiser	Jones	DeMarco	Bleday	Clarke
Mar 24	#19 LSU	Clarke	Infante	Paul	Martin	Kaiser	Jones	DeMarco	Bleday	Fellows
Mar 25	#19 LSU	Scott	Infante	Paul	Martin	Kaiser	Jones	DeMarco	Bleday	Clarke
Mar 27	vs. Lipscomb	Scott	Infante	Paul	Martin	Kaiser	Jones	DeMarco	Bleday	Raby
Mar 30	at #2 Florida	Scott	Infante	Paul	Martin	Kaiser	Grisanti	Jones	DeMarco	Clarke
Mar 31	at #2 Florida	Clarke	Infante	Paul	Gonzalez	Kaiser	Martin	Jones	DeMarco	Scott
Apr 01	at #2 Florida	Scott	Infante	Paul	Gonzalez	Kaiser	Martin	Jones	DeMarco	Clarke
Apr 03	at MTSU	Duvall	Infante	Paul	Gonzalez	Kaiser	Martin	Jones	DeMarco	Clarke
Apr 05	#16 GEORGIA	Scott	Infante	Paul	Martin	Kaiser	Davis	Jones	DeMarco	Clarke
Apr 06	#16 GEORGIA	Scott	Martin	Paul	Gonzalez	Kaiser	Ray	Jones	DeMarco	Clarke
Apr 07	#16 GEORGIA	Scott	Martin	Paul	Ray	Kaiser	Davis	Jones	DeMarco	Clarke
Apr 10	WKU	Duvall	Martin	Paul	Ray	Kaiser	Scott	Jones	DeMarco	Clarke
Apr 13	#5 OLE MISS	Scott	Infante	Paul	Ray	Kaiser	Martin	Jones	DeMarco	Raby
Apr 15	#5 OLE MISS	Scott	Infante	Paul	Martin	Ray	Davis	Jones	DeMarco	Clarke
Apr 15	#5 OLE MISS	Duvall	Infante	Paul	Martin	Kaiser	Scott	Jones	DeMarco	Clarke
Apr 17	EVANSVILLE	Duvall	Infante	Paul	Gonzalez	Kaiser	Scott	Martin	DeMarco	Clarke
Apr 19	at Missouri	Scott	Martin	Paul	Gonzalez	Kaiser	Ray	Jones	DeMarco	Clarke
Apr 20	at Missouri	Duvall	Martin	Paul	Gonzalez	Kaiser	Scott	Jones	DeMarco	Clarke
Apr 21	at Missouri	Duvall	Infante	Paul	Ray	Kaiser	Scott	Martin	DeMarco	Clarke
Apr 27	SOUTH CAROLINA	Duvall	Infante	Paul	Ray	Kaiser	Scott	Martin	DeMarco	Clarke
Apr 28	SOUTH CAROLINA	Duvall	Infante	Paul	Ray	Kaiser	Martin	Jones	DeMarco	Clarke
Apr 29	SOUTH CAROLINA	Clarke	Infante	Paul	Ray	Kaiser	Martin	Jones	DeMarco	Duvall
May 01	LOUISVILLE	Duvall	Infante	Paul	Ray	Kaiser	Martin	Jones	DeMarco	Clarke
May 04	at Auburn	Duvall	Infante	Paul	Martin	Kaiser	Scott	Jones	DeMarco	Clarke
May 05	at Auburn	Duvall	Infante	Paul	Blaylock	Martin	Scott	Ray	DeMarco	Clarke
May 06	at Auburn	Scott	Infante	Paul	Blaylock	Gonzalez	Martin	Ray	DeMarco	Clarke
May 08	TENNESSEE TECH	Duvall	Blaylock	Paul	Gonzalez	Martin	Scott	DeMarco	Bleday	Clarke
May 11	at Tennessee	Scott	Martin	Paul	Gonzalez	Kaiser	DeMarco	Ray	Bleday	Clarke
May 12	at Tennessee	Scott	Martin	Paul	Gonzalez	Kaiser	DeMarco	Ray	Bleday	Clarke
May 13	at Tennessee	Scott	Martin	Paul	Gonzalez	Kaiser	DeMarco	Ray	Bleday	Clarke
May 15	MIDDLE TENNESSEE	Duvall	Martin	Paul	Gonzalez	Kaiser	Scott	DeMarco	Bleday	Clarke

STARTERS BREAKDOWN

(Win-Loss record in parenthesis)

PITCHER:

Drake Fellows	13	(6-7)
Mason Hickman	11	(7-4)
Patrick Raby	10	(5-5)
Jake Eder	9	(3-6)
Chandler Day	3	(3-0)
Zach King	2	(1-1)
Reid Schaller	2	(1-1)
Jackson Gillis	1	(1-0)
Maddux Conger	1	(1-0)
Hugh Fisher	1	(1-0)
Tyler Brown	1	(1-0)

CATCHER:

Stephen Scott	25	(16-9)
Ty Duvall	14	(6-8)
Philip Clarke	13	(6-7)

FIRST BASE:

Julian Infante	38	(18-20)
Austin Martin	13	(10-3)
Garrett Blaylock	1	(0-1)

SECOND BASE:

Ethan Paul	52	(28-24)
------------	----	---------

THIRD BASE:

Jayson Gonzalez	33	(20-13)
Austin Martin	9	(4-5)
Harrison Ray	8	(4-4)
Garrett Blaylock	2	(0-2)

SHORTSTOP:

Connor Kaiser	49	(28-21)
Austin Martin	2	(0-2)
Jayson Gonzalez	1	(0-1)

LEFT FIELD:

Alonzo Jones	13	(9-4)
Austin Martin	12	(4-8)
Stephen Scott	10	(5-5)
Walker Grisanti	9	(5-4)
Cooper Davis	3	(2-1)
Pat DeMarco	3	(2-1)
Harrison Ray	2	(1-1)

CENTER FIELD:

Pat DeMarco	24	(15-9)
Alonzo Jones	20	(9-11)
Harrison Ray	5	(2-3)
Austin Martin	3	(2-1)

RIGHT FIELD:

Pat DeMarco	25	(11-14)
JJ Bleday	25	(16-9)
Harrison Ray	2	(1-1)

DESIGNATED HITTER:

Philip Clarke	26	(13-13)
Austin Martin	9	(6-3)
Drake Fellows	5	(4-1)
Chandler Day	2	(1-1)
Zach King	2	(2-0)
Stephen Scott	2	(0-2)
Patrick Raby	2	(0-2)
Walker Grisanti	1	(1-0)
Tyler Brown	1	(1-0)
Mason Hickman	1	(0-1)
Ty Duvall	1	(0-1)

STARTERS BREAKDOWN

(Win-Loss record in parenthesis)

LEADOFF:

Austin Martin	42	(21-21)
Walker Grisanti	7	(5-2)
Pat DeMarco	2	(1-1)
Philip Clarke	1	(1-0)

2ND SPOT:

Connor Kaiser	18	(10-8)
Ethan Paul	13	(5-8)
Alonzo Jones	6	(5-1)
Austin Martin	5	(4-1)
Philip Clarke	5	(2-3)
Stephen Scott	4	(2-2)
Ty Duvall	1	(0-1)

3RD SPOT:

Ethan Paul	19	(13-6)
Pat DeMarco	15	(7-8)
Philip Clarke	15	(6-9)
JJ Bleday	2	(2-0)
Stephen Scott	1	(0-1)

CLEANUP:

Pat DeMarco	31	(19-12)
JJ Bleday	9	(6-3)
Julian Infante	5	(1-4)
Philip Clarke	2	(1-1)
Ethan Paul	2	(0-2)
Mason Hickman	1	(0-1)
Jayson Gonzalez	1	(1-0)
Ty Duvall	1	(0-1)

5TH SPOT:

Connor Kaiser	10	(6-4)
Philip Clarke	9	(6-3)
Stephen Scott	7	(4-3)
Ethan Paul	6	(2-4)
JJ Bleday	6	(3-3)
Ty Duvall	5	(1-4)
Jayson Gonzalez	2	(1-1)
Zach King	2	(2-0)
Chandler Day	1	(1-0)
Drake Fellows	1	(1-0)
Julian Infante	1	(1-0)
Patrick Raby	1	(0-1)
Harrison Ray	1	(0-1)

6TH SPOT:

Connor Kaiser	14	(8-6)
Jayson Gonzalez	10	(5-5)
Ethan Paul	7	(4-3)
Pat DeMarco	4	(1-3)
Stephen Scott	4	(2-2)
Harrison Ray	4	(2-2)
Julian Infante	3	(3-0)
Philip Clarke	3	(2-1)
Drake Fellows	1	(1-0)
Patrick Raby	1	(0-1)
JJ Bleday	1	(0-1)

7TH SPOT:

Stephen Scott	15	(8-7)
Jayson Gonzalez	9	(6-3)
JJ Bleday	7	(5-2)
Ethan Paul	4	(3-1)
Philip Clarke	3	(0-3)
Alonzo Jones	3	(1-2)
Julian Infante	3	(1-2)
Drake Fellows	2	(2-0)
Connor Kaiser	2	(1-1)
Harrison Ray	2	(1-1)
Ty Duvall	1	(0-1)
Walker Grisanti	1	(0-1)

8TH SPOT:

Julian Infante	8	(3-5)
Jayson Gonzalez	7	(4-3)
Alonzo Jones	7	(2-5)
Harrison Ray	7	(4-3)
Stephen Scott	5	(4-1)
Connor Kaiser	5	(3-2)
Ty Duvall	5	(4-1)
Garrett Blaylock	2	(0-2)
Philip Clarke	1	(1-0)
Cooper Davis	1	(0-1)
Walker Grisanti	1	(1-0)
Ethan Paul	1	(1-0)
Drake Fellows	1	(0-1)
Tyler Brown	1	(1-0)

9TH SPOT:

Julian Infante	18	(9-9)
Alonzo Jones	17	(10-7)
Jayson Gonzalez	5	(3-2)
Harrison Ray	3	(1-2)
Cooper Davis	2	(2-0)
Ty Duvall	2	(1-1)
Chandler Day	1	(0-1)
Austin Martin	1	(1-0)
Walker Grisanti	1	(0-1)
Stephen Scott	1	(1-0)
Garrett Blaylock	1	(0-1)

GAME-BY-GAME BATTING ORDER

Date	Opponent	1	2	3	4	5	6	7	8	9
Feb 16	#25 DUKE	DeMarco	Kaiser	Paul	Infante	King	Gonzalez	Bleday	Jones	Scott
Feb 17	#25 DUKE	DeMarco	Kaiser	Paul	Infante	Clarke	Gonzalez	Bleday	Jones	Day
Feb 18	#25 DUKE	Martin	Kaiser	Paul	DeMarco	Scott	Infante	Fellows	Gonzalez	Jones
Feb 20	PRESBYTERIAN	Martin	Kaiser	Paul	DeMarco	Infante	Scott	Gonzalez	Ray	Jones
Feb 21	PRESBYTERIAN	Martin	Kaiser	Paul	DeMarco	Clarke	Infante	Bleday	Gonzalez	Jones
Feb 23	UMASS-LOWELL	Martin	Kaiser	Paul	DeMarco	King	Infante	Scott	Gonzalez	Jones
Feb 24	UMASS-LOWELL	Martin	Kaiser	Paul	DeMarco	Clarke	Gonzalez	Bleday	Infante	Jones
Feb 25	UMASS-LOWELL	Martin	Kaiser	Paul	DeMarco	Fellows	Gonzalez	Bleday	Scott	Jones
Feb 27	AUSTIN PEAY	Martin	Kaiser	Paul	DeMarco	Day	Gonzalez	Scott	Grisanti	Jones
Feb 28	INDIANA STATE	Martin	Kaiser	Paul	DeMarco	Clarke	Gonzalez	Bleday	T. Brown	Jones
Mar 02	vs. Sam Houston St.	Martin	Kaiser	Paul	DeMarco	Bleday	Gonzalez	Scott	Infante	Jones
Mar 03	vs. Louisiana	Martin	Kaiser	Paul	DeMarco	Clarke	Gonzalez	Bleday	Infante	Grisanti
Mar 04	vs. #24 Houston	Grisanti	Scott	Paul	DeMarco	Bleday	Kaiser	Fellows	Gonzalez	Martin
Mar 07	at Long Beach St.	Grisanti	Scott	DeMarco	Paul	Bleday	Kaiser	Clarke	Gonzalez	Infante
Mar 09	at #11 UCLA	Grisanti	Paul	DeMarco	Bleday	Kaiser	Clarke	Gonzalez	Infante	Jones
Mar 11	vs. #8 TCU	Grisanti	Martin	DeMarco	Bleday	Gonzalez	Paul	Kaiser	Scott	Infante
Mar 14	EASTERN KY.	Grisanti	Martin	DeMarco	Bleday	Gonzalez	Paul	Kaiser	Duvall	Infante
Mar 16	at #19 Mississippi St.	Grisanti	Martin	DeMarco	Bleday	Kaiser	Paul	Gonzalez	Clarke	Infante
Mar 17	at #19 Mississippi St.	Grisanti	Martin	DeMarco	Bleday	Kaiser	Clarke	Gonzalez	Paul	Infante
Mar 18	at #19 Mississippi St.	Martin	Paul	DeMarco	Bleday	Kaiser	Fellows	Gonzalez	Scott	Infante
Mar 21	vs. Belmont	Martin	Paul	DeMarco	Hickman	Kaiser	Clarke	Gonzalez	Infante	Ray
Mar 23	#19 LSU	Martin	Clarke	DeMarco	Bleday	Kaiser	Paul	Infante	Scott	Jones
Mar 24	#19 LSU	Martin	Clarke	DeMarco	Bleday	Kaiser	Paul	Infante	Fellows	Jones
Mar 25	#19 LSU	Clarke	Martin	Bleday	DeMarco	Paul	Kaiser	Scott	Jones	Infante
Mar 27	vs. Lipscomb	Martin	Paul	DeMarco	Bleday	Kaiser	Raby	Scott	Jones	Infante
Mar 30	at #2 Florida	Martin	Scott	DeMarco	Clarke	Kaiser	Paul	Grisanti	Infante	Jones
Mar 31	at #2 Florida	Martin	Kaiser	Paul	Infante	Scott	DeMarco	Clarke	Gonzalez	Jones
Apr 01	at #2 Florida	Martin	Paul	Clarke	Infante	Scott	DeMarco	Jones	Kaiser	Gonzalez
Apr 03	at MTSU	Martin	Kaiser	Clarke	Infante	Paul	DeMarco	Duvall	Gonzalez	Jones
Apr 05	#16 GEORGIA	Martin	Jones	Clarke	DeMarco	Paul	Kaiser	Scott	Davis	Infante
Apr 06	#16 GEORGIA	Martin	Jones	Clarke	Gonzalez	Paul	DeMarco	Scott	Kaiser	Ray
Apr 07	#16 GEORGIA	Martin	Jones	Clarke	DeMarco	Scott	Kaiser	Paul	Ray	Davis
Apr 10	WKU	Martin	Jones	Clarke	DeMarco	Scott	Kaiser	Paul	Ray	Duvall
Apr 13	#5 OLE MISS	Martin	Kaiser	Scott	DeMarco	Raby	Ray	Paul	Jones	Infante
Apr 15	#5 OLE MISS	Martin	Jones	Paul	DeMarco	Clarke	Kaiser	Scott	Infante	Davis
Apr 15	#5 OLE MISS	Martin	Jones	Paul	DeMarco	Clarke	Kaiser	Scott	Duvall	Infante
Apr 17	EVANSVILLE	Martin	Kaiser	Paul	DeMarco	Clarke	Scott	Gonzalez	Duvall	Infante
Apr 19	at Missouri	Martin	Kaiser	Paul	DeMarco	Clarke	Gonzalez	Scott	Jones	Ray
Apr 20	at Missouri	Martin	Kaiser	Paul	DeMarco	Scott	Gonzalez	Clarke	Jones	Duvall
Apr 21	at Missouri	Martin	Scott	DeMarco	Clarke	Kaiser	Paul	Ray	Duvall	Infante
Apr 27	SOUTH CAROLINA	Martin	Paul	Clarke	DeMarco	Duvall	Kaiser	Scott	Ray	Infante
Apr 28	SOUTH CAROLINA	Martin	Paul	Clarke	DeMarco	Duvall	Kaiser	Jones	Ray	Infante
Apr 29	SOUTH CAROLINA	Martin	Paul	Clarke	DeMarco	Duvall	Kaiser	Jones	Ray	Infante
May 01	LOUISVILLE	Martin	Paul	Clarke	DeMarco	Duvall	Kaiser	Infante	Ray	Jones
May 04	at Auburn	Martin	Duvall	Clarke	DeMarco	Paul	Kaiser	Scott	Infante	Jones
May 05	at Auburn	Martin	Clarke	DeMarco	Duvall	Paul	Scott	Ray	Blaylock	Infante
May 06	at Auburn	Martin	Clarke	DeMarco	Paul	Ray	Scott	Gonzalez	Blaylock	Infante
May 07	TENNESSEE TECH	Martin	Paul	Clarke	DeMarco	Duvall	Bleday	Gonzalez	Scott	Blaylock
May 11	at Tennessee	Martin	Paul	Clarke	DeMarco	Bleday	Ray	Scott	Kaiser	Gonzalez
May 12	at Tennessee	Martin	Paul	Clarke	DeMarco	Bleday	Ray	Scott	Kaiser	Gonzalez
May 13	at Tennessee	Martin	Paul	Clarke	DeMarco	Bleday	Ray	Scott	Kaiser	Gonzalez
May 15	MIDDLE TENNESSEE	Martin	Clarke	Bleday	DeMarco	Scott	Kaiser	Paul	Duvall	Gonzalez

VANDERBILT HOME RUNS

No.	Player	Game #	Date	Opponent	Pitcher	Runs	Inn	Outs	Count	Final
1.	Scott	2	Feb. 17	#25 Duke	Stinson, G	1	7	2	0-2	L, 5-4
2.	Martin	3	Feb. 18	#25 Duke	Stallings, M *	1	1	0	1-1	W, 9-1
3.	Paul	4	Feb. 20	Presbyterian	PARADIS, A.	1	1	2	2-1	W, 7-1
4.	Clarke	5	Feb. 21	Presbyterian	McLAUGHLIN	3	1	2	0-0	W, 15-2
5.	Bleday	6	Feb. 23	UMass-Lowell	Hoar III	1	7	2	1-0	W, 15-0
6.	Gonzalez	7	Feb. 24	UMass-Lowell	Riley	3	5	1	3-2	W, 15-2
7.	Paul	7	Feb. 24	UMass-Lowell	Constant	4	5	2	3-2	W, 15-2
8.	Gonzalez	7	Feb. 24	UMass-Lowell	Hoar III	2	8	0	2-2	W, 15-2
9.	Scott	8	Feb. 25	UMass-Lowell	Rand	3	6	1	1-2	W, 9-2
10.	Paul	9	Feb. 27	AUSTIN PEAY	Gollert	2	3	1	0-0	W, 19-6
11.	Grisanti	9	Feb. 27	AUSTIN PEAY	Rye	3	4	2	3-2	W, 19-6
12.	Bleday	9	Feb. 27	AUSTIN PEAY	Wilson	1	8	0	1-0	W, 19-6
13.	DeMarco	10	Feb. 28	INDIANA STATE	Ward	1	6	0	2-2	W, 8-5
14.	Jones	10	Feb. 28	INDIANA STATE	Ridgway	3	6	2	0-1	W, 8-5
15.	Bleday	13	Mar. 4	vs. #24 Houston	Randel	2	1	1	3-2	W, 9-4
16.	Gonzalez	14	Mar. 7	at Long Beach	S. Sanchez	1	5	0	0-1	L, 4-3
17.	Paul	15	Mar. 9	at #11 UCLA	Bird	2	2	2	2-1	W, 6-3
18.	Infante	22	Mar. 23	#19 LSU	Z. Hess	2	2	1	1-1	W, 4-2
19.	DeMarco	22	Mar. 23	#19 LSU	Z. Hess	2	3	1	1-2	W, 4-2
20.	Clarke	26	Mar. 30	at #2 Florida	Singer	1	7	0	1-0	L, 8-4
21.	Scott	26	Mar. 30	at #2 Florida	Mace	3	8	1	3-1	L, 8-4
22.	Duvall	27	Mar. 31	at #2 Florida	McMullen	1	9	0	1-1	L, 10-2
23.	Paul	28	Apr. 1	at #2 Florida	Dyson	2	3	2	3-2	L, 8-2
24.	Gonzalez	29	Apr. 3	at MTSU	Blair	3	4	1	0-1	L, 4-3
25.	DeMarco	31	Apr. 6	#16 UGA	R. Webb	1	2	0	1-2	W, 5-3
26.	Scott	32	Apr. 7	#16 UGA	Kristofak	3	7	1	1-2	W, 8-3
27.	DeMarco	33	Apr. 10	WKU	M. Martin	1	6	0	0-2	W, 3-2
28.	Kaiser	33	Apr. 10	WKU	M. Martin	2	6	0	0-0	W, 3-2
29.	Paul	35	Apr. 15	#5 OLE MISS	D. Woolfolk	1	8	0	3-2	W, 8-7
30.	DeMarco	36	Apr. 15	#5 OLE MISS	J. McArthur	1	4	0	3-1	W, 8-7
31.	Scott	36	Apr. 15	#5 OLE MISS	J. McArthur	2	4	1	0-0	W, 8-7
32.	Paul	37	Apr. 17	EVANSVILLE	Ruesch	2	3	2	0-2	W, 6-1
33.	Paul	37	Apr. 17	EVANSVILLE	Brady	1	8	0	1-0	W, 6-1
34.	DeMarco	41	Apr. 27	S. CAROLINA	L. Chapman	2	1	2	1-0	L, 8-7
35.	Duvall	41	Apr. 27	S. CAROLINA	L. Chapman	1	1	2	0-0	L, 8-7
36.	Jones	42	Apr. 28	S. CAROLINA	R. Chapman	2	5	2	3-2	W, 8-1
37.	Scott	44	May 1	LOUISVILLE	Conway	2	9	0	2-1	L, 8-4
38.	Clarke	45	May 4	at Auburn	Mize	1	7	0	0-0	L, 4-1
39.	Duvall	46	May 5	at Auburn	Burns	1	2	0	0-1	L, 11-5
40.	Clarke	48	May 8	TENN. TECH	Provey	1	5	0	0-1	L, 6-4
41.	Scott	49	May 11	at Tennessee	Heflin	1	3	0	0-0	W, 7-6
42.	Scott	49	May 11	at Tennessee	Linginfelter	1	6	2	2-2	W, 7-6
43.	Kaiser	49	May 11	at Tennessee	Linginfelter	1	6	2	2-2	W, 7-6
44.	Scott	50	May 12	at Tennessee	Hunley	1	6	1	3-1	W, 7-2
45.	DeMarco	51	May 13	at Tennessee	Neely	2	4	1	2-2	L, 8-7
46.	Scott	52	May 15	MIDDLE TENN.	Scott	2	3	0	1-1	W, 21-4

* - leadoff home run

HOME RUN TRACKER

Player	Career HR	Last HR	Opponent	Runs	Inn	Outs	Count	Final
Bleday	5	March 4, 2018	vs. #24 Houston	2	1	1	3-2	W, 9-4
Clarke	4	May 8, 2018	vs. Tennessee Tech	1	5	0	0-1	L, 6-4
DeMarco	7	May 13, 2018	at Tennessee	2	4	1	2-2	L, 8-7
Duvall	3	May 5, 2018	at Auburn	1	2	0	0-1	L, 11-5
Gonzalez	4	April 3, 2018	at MTSU	3	4	1	0-1	L, 4-3
Grisanti	2	Feb. 27, 2018	vs. Austin Peay	3	4	2	3-2	W, 19-6
Infante	18	March 23, 2018	vs. #19 LSU	2	2	1	1-1	W, 4-2
Jones	3	April 28, 2018	vs. South Carolina	2	5	2	3-2	W, 8-1
Kaiser	3	May 11, 2018	at Tennessee	1	6	2	2-2	W, 7-6
Martin	1	Feb. 18, 2018	vs. #25 Duke	1	1	0	1-1	W, 9-1
Paul	17	April 17, 2018	vs. Evansville	1	8	0	1-0	W, 6-1
Ray	1	Feb. 28, 2017	vs. Southeastern La.	2	6	0	0-0	W, 9-6
Scott	13	May 15, 2018	vs. Middle Tennessee	2	3	0	1-1	W, 21-4

HOME RUN BREAKDOWN

at Home _____ 31
 on the Road _____ 14
 at Neutral Site _____ 1

vs. RHP _____ 35
 vs. LHP _____ 11

vs. SEC Teams _____ 21
 vs. Non-Conference Teams _____ 25

with 0 outs _____ 19
 with 1 out _____ 12
 with 2 outs _____ 15

Solo HR _____ 22
 2-run HR _____ 15
 3-run HR _____ 8
 Grand Slam _____ 1
 Inside-the-Park HR _____ 0

February _____ 14
 March _____ 8
 April _____ 14
 May _____ 10
 June _____ 0

in 1st inning _____ 6
 in 2nd inning _____ 4
 in 3rd inning _____ 6
 in 4th inning _____ 5
 in 5th inning _____ 5
 in 6th inning _____ 8
 in 7th inning _____ 5
 in 8th inning _____ 5
 in 9th inning _____ 2
 in extra innings _____ 0

Leadoff hitter _____ 1
 2-hole _____ 3
 3-hole _____ 8
 Cleanup _____ 8
 5-hole _____ 5
 6-hole _____ 4
 7-hole _____ 8
 8-hole _____ 5
 9-hole _____ 1
 Pinch hitter _____ 3

to Left Field _____ 10
 to Left Center _____ 5
 to Centerfield _____ 6
 to Right Center _____ 5
 to Right Field _____ 20

Day Games _____ 24
 Night Games _____ 22

Starters _____ 22
 Relievers _____ 24

To tie the game _____ 3
 To put Vanderbilt ahead _____ 15
 Walkoff HR _____ 0

To lead off a game _____ 1
 To lead off an inning _____ 15

Record with HR _____ 21-12
 Record without HR _____ 7-12

VANDERBILT RECORD WHEN...

	2018
Total	28-24
Conference	13-14
Non-Conf	15-10
Home	19-9
Away	7-11
Neutral	2-4
Day	19-9
Night	9-15
vs Left	12-5
vs Right	16-18
1-Run games	6-10
2-Run games	2-2
5+Run games	16-5
Extra inns	1-1
Shutouts	3-1
Scoring 0-2 runs	1-10
Scoring 3-5 runs	5-10
Scoring 6-9 runs	16-4
Scoring 10+ runs	6-0
Opponent 0-2 runs	16-1
Opponent 3-5 runs	8-8
Opponent 6-9 runs	4-10
Opponent 10+ runs	0-5
Scored in 1st inning	10-2
Scores first	15-8
Opp. scores first	13-16
After 6 leading	28-4
After 6 trailing	0-19
After 6 tied	0-1
After 7 leading	25-3
After 7 trailing	0-18
After 7 tied	0-2
After 8 leading	25-1
After 8 trailing	0-21
After 8 tied	0-1
Hit 0 home runs	7-12
Hit 1 home run	13-10
Hit 2+ home runs	8-2
Opponent 0 home runs	18-9
Opponent 1 home run	8-9
Opponent 2+ HRs	2-6
Made 0 errors	18-11
Made 1 error	8-8
Made 2+ errors	2-5
Opp. made 0 errors	7-10
Opp. made 1 error	13-12
Opp. made 2+ errors	8-2
Out-hit opponent	20-6
Out-hit by opponent	5-15
Hits are tied	3-3

MISCELLANEOUS STATS

HITTING	Longest	Current
Austin Martin	13	-
JJ Bleday	8	-
Pat DeMarco	8	4
Ethan Paul	8	3
Stephen Scott	7	1
Connor Kaiser	7	4
Ty Duvall	6	1
Philip Clarke	6	1
Harrison Ray	5	-
Alonzo Jones	5	4
Jayson Gonzalez	5	1
Julian Infante	5	-
Walker Grisanti	4	-
Garrett Blaylock	2	-
Cooper Davis	1	-

REACHED BASE	Longest	Current
Connor Kaiser	26	4
JJ Bleday	18	18
Austin Martin	16	5
Walker Grisanti	13	2
Ethan Paul	13	5
Stephen Scott	11	7
Pat DeMarco	10	4
Philip Clarke	9	5
Ty Duvall	8	1
Alonzo Jones	6	4
Jayson Gonzalez	6	2
Julian Infante	5	1
Harrison Ray	5	-
Cooper Davis	2	-
Tyler Solomon	2	-
Garrett Blaylock	2	-

MULTI-HIT GAMES	2	3	4	5+	Tot
Pat DeMarco	14	4	-	-	18
Philip Clarke	12	3	-	-	15
Connor Kaiser	13	1	-	-	14
Austin Martin	8	5	1	-	14
Ethan Paul	7	3	1	-	11
JJ Bleday	8	3	-	-	11
Stephen Scott	6	2	-	-	8
Julian Infante	5	-	-	-	5
Jayson Gonzalez	2	1	2	-	5
Alonzo Jones	3	1	-	-	4
Harrison Ray	4	-	-	-	4
Ty Duvall	2	-	-	-	2
TEAM	84	23	4	0	111

MULTI-RBI GAMES	2	3	4	5+	Tot
Connor Kaiser	10	1	-	-	11
Pat DeMarco	9	-	1	-	10
Ethan Paul	3	4	1	1	9
Jayson Gonzalez	2	3	1	1	7
Stephen Scott	3	1	2	1	7
Philip Clarke	2	5	-	-	7
Julian Infante	3	-	-	-	3
JJ Bleday	3	-	-	-	3
Alonzo Jones	1	1	-	-	2
Ty Duvall	1	-	1	-	2
Harrison Ray	1	-	1	-	2
Walker Grisanti	-	1	-	-	1
Austin Martin	-	1	-	-	1
Garrett Blaylock	1	-	-	-	1
TEAM	39	17	7	3	66

GAME SUMMARY

Record when team scores:

Runs	0	1	2	3	4	5	6	7	8	9	10+
W-L	0-2	1-4	0-4	1-3	2-4	2-3	3-1	4-2	5-0	4-1	6-0

Record when opponent scores:

Runs	0	1	2	3	4	5	6	7	8	9	10+
W-L	3-0	6-0	7-1	4-3	3-3	1-2	2-3	2-1	0-6	0-0	0-5

Record when leading after:

Inn.	1	2	3	4	5	6	7	8
W-L	10-2	11-4	18-5	21-7	24-6	28-4	25-3	25-1

Record when trailing after:

Runs	1	2	3	4	5	6	7	8
W-L	7-10	4-12	2-14	3-14	2-15	0-19	0-18	0-21

Record when tied after:

Runs	1	2	3	4	5	6	7	8
W-L	11-12	13-8	8-5	4-3	2-3	0-1	0-2	0-1

General summary:

Current winning streak	1
Longest winning streak	8
Longest losing streak	6

Home attendance	79166 (28 dates avg = 2827)
Away attendance	76138 (24 dates avg = 3172)
Total attendance	155304 (52 dates avg = 2986)

INNING-BY-INNING SUMMARY

	1	2	3	4	5	6	7	8	9	EX	Total
Vanderbilt	25	29	43	39	46	46	35	38	18	1	320
Opponents	32	22	23	12	44	23	43	25	11	2	237

VU ALL-TIME VS. OPPONENTS

Auburn	61-95-1
Austin Peay	54-20-2
Belmont	56-14-0
Duke	2-1-0
Eastern Kentucky	0-2-0
Evansville	34-18-0
Florida	73-137-0
Georgia	115-121-0
Houston	1-2-0
Indiana State	5-3-0
Kentucky	121-125-3
Lipscomb	51-12-0
Long Beach State	5-2-0
Louisiana	0-1-0
Louisville	22-10-0
LSU	44-59-0
Middle Tennessee	98-44-0
Mississippi State	47-69-2
Missouri	17-3-0
Ole Miss	56-57-2
Presbyterian	3-0-0
Sam Houston State	0-1-0
South Carolina	33-58-0
TCU	3-1-0
Tennessee	164-161-3
Tennessee Tech	43-23-0
UCLA	2-1-0
USC	3-1-0
UMass-Lowell	3-0-0
Western Kentucky	42-19-0

CORBIN VS. 2018 OPPONENTS

Auburn	25-11-0
Austin Peay	16-2-0
Belmont	20-6-0
Duke	2-1-0
Eastern Kentucky	0-1-0
Evansville	7-2-0
Florida	23-35-0
Georgia	36-16-0
Houston	1-0-0
Indiana State	4-1-0
Kentucky	28-16-0
Lipscomb	19-4-0
Long Beach State	5-2-0
Louisiana	0-1-0
Louisville	11-8-0
LSU	21-15-0
Middle Tennessee	25-10-0
Mississippi State	26-10-0
Missouri	17-3-0
Ole Miss	21-22-0
Presbyterian	2-0-0
Sam Houston State	0-1-0
South Carolina	28-29-0
TCU	3-1-0
Tennessee	32-17-0
Tennessee Tech	9-3
UCLA	2-1-0
USC	2-1-0
UMass-Lowell	3-0-0
Western Kentucky	13-5-0

CORBIN RECORD BY VENUE

Home	417-137-1
Away	179-155-0
Neutral	78-48-0

SERIES-BY-SERIES BATTING

	AVG.	GP	AB	R	H	2B	3B	HR	RBI	TB	SLG%	BB	HP	SO	GDP	OB%	SF	SH	SB-ATT
#25 DUKE	.339	3	109	22	37	6	0	2	19	49	.450	10	3	20	2	.407	1	1	5-5
PRESBYTERIAN	.315	2	73	22	23	7	1	2	16	38	.521	14	2	9	1	.438	0	0	8-9
UMASS-LOWELL	.370	3	108	39	40	8	1	5	36	65	.602	29	5	29	2	.517	1	1	12-12
at Mississippi State	.296	3	108	19	32	8	1	0	12	42	.389	13	3	34	4	.387	0	4	4-6
LSU	.209	3	86	7	18	3	0	2	6	27	.314	7	2	26	0	.284	0	1	7-7
at Florida	.163	3	98	8	16	2	0	4	8	30	.306	6	3	36	0	.234	0	2	2-2
GEORGIA	.286	3	98	15	28	7	0	2	15	41	.418	13	3	26	0	.383	1	1	10-12
OLE MISS	.272	3	81	19	22	4	2	3	16	39	.481	9	4	28	0	.368	1	2	5-8
at Missouri	.245	3	102	8	25	3	1	0	8	30	.294	9	1	35	1	.310	1	1	6-7
SOUTH CAROLINA	.267	3	101	24	27	6	3	3	22	48	.475	12	4	22	0	.368	0	1	9-11
at Auburn	.156	3	90	6	14	3	0	2	6	23	.256	5	0	33	1	.196	2	0	1-2
at Tennessee	.299	3	107	21	32	7	1	5	19	56	.523	11	5	15	2	.387	1	0	4-5
KENTUCKY																			

SERIES-BY-SERIES PITCHING

	ERA	W-L	GS	CG	SV	IP	H	R	ER	BB	SO	2B	3B	HR	B/AVG.
#25 DUKE	2.33	2-1	3	0	0	27.0	18	7	7	10	35	4	0	1	.194
PRESBYTERIAN	1.00	2-0	2	0	0	18.0	11	3	2	3	16	2	0	0	.177
UMASS-LOWELL	1.33	3-0	3	0	0	27.0	19	4	4	4	36	2	0	0	.198
at Mississippi State	1.33	3-0	3	0	2	27.0	19	4	4	12	34	2	0	1	.194
LSU	2.88	2-1	3	1	1	25.0	21	8	8	11	22	1	2	1	.244
at Florida	9.38	0-3	3	0	0	24.0	30	26	25	20	24	8	0	5	.309
GEORGIA	2.67	2-1	3	0	1	27.0	25	9	8	8	31	3	1	0	.245
OLE MISS	9.38	2-1	3	0	1	24.0	32	25	25	12	20	6	1	3	.333
at Missouri	1.08	1-2	3	0	0	25.0	14	7	3	6	25	2	0	0	.163
SOUTH CAROLINA	5.67	1-2	3	0	0	27.0	32	19	17	9	28	7	0	4	.288
at Auburn	10.50	0-3	3	0	0	24.0	32	29	28	18	18	2	0	6	.330
at Tennessee	5.19	2-1	3	0	1	26.0	21	16	15	15	28	5	0	3	.233
KENTUCKY															

MONTH-BY-MONTH BATTING

	AVG.	GP	AB	R	H	2B	3B	HR	RBI	TB	SLG%	BB	HP	SO	GDP	OB%	SF	SH	SB-ATT
February	.352	10	364	110	128	29	2	14	96	203	.558	65	11	78	5	.460	3	2	30-32
March	.221	17	556	74	123	20	2	8	60	171	.308	78	18	170	10	.335	2	7	22-28
April	.252	16	496	80	125	24	6	14	75	203	.409	56	20	142	1	.350	3	8	31-42
May	.252	9	305	56	77	17	1	10	49	126	.413	49	7	79	5	.365	3	0	8-10
June																			

MONTH-BY-MONTH PITCHING

	ERA	W-L	GS	CG	SV	IP	H	R	ER	BB	SO	2B	3B	HR	B/AVG.
February	2.00	9-1	10	0	0	90.0	59	25	20	27	103	11	0	5	.186
March	4.31	8-9	17	1	5	146.1	134	74	70	72	167	24	4	13	.249
April	4.37	8-8	16	0	3	136.0	129	75	66	57	138	22	2	11	.251
May	6.90	3-6	9	0	1	77.0	85	63	59	45	75	15	1	9	.289
June															

HOME-AWAY-NEUTRAL BATTING

	AVG.	GP	AB	R	H	2B	3B	HR	RBI	TB	SLG%	BB	HP	SO	GDP	OB%	SF	SH	SB-ATT
Home	.296	28	934	218	276	58	8	31	193	443	.474	153	33	235	8	.411	5	8	65-75
Away	.234	18	590	74	138	26	3	14	65	212	.359	60	14	173	10	.317	5	9	17-26
Neutral	.198	6	197	28	39	6	0	1	22	48	.244	35	9	61	3	.343	1	0	9-11

HOME-AWAY-NEUTRAL PITCHING

	ERA	W-L	GS	CG	SV	IP	H	R	ER	BB	SO	2B	3B	HR	B/AVG.
Home	3.64	19-9	28	1	4	247.0	215	113	100	94	264	38	5	13	.236
Away	5.16	7-11	18	0	4	150.0	138	93	86	84	157	22	0	17	.248
Neutral	4.99	2-4	6	0	1	52.1	54	31	29	23	62	12	2	8	.276

DAY-NIGHT BATTING

	AVG.	GP	AB	R	H	2B	3B	HR	RBI	TB	SLG%	BB	HP	SO	GDP	OB%	SF	SH	SB-ATT
Day	.289	28	941	206	272	58	6	24	181	414	.440	125	30	249	10	.387	8	8	60-69
Night	.232	24	780	114	181	32	5	22	99	289	.371	123	26	220	11	.354	3	9	31-43

DAY-NIGHT PITCHING

	ERA	W-L	GS	CG	SV	IP	H	R	ER	BB	SO	2B	3B	HR	B/AVG.
Day	4.36	19-9	28	1	4	241.1	219	127	117	97	260	40	2	27	.243
Night	4.24	9-15	24	0	5	208.0	188	110	98	104	223	32	5	11	.247



Vanderbilt Baseball
Overall Statistics for Vanderbilt (as of May 15, 2018)
(All games Sorted by Batting avg)



Record: 28-24 Home: 19-9 Away: 7-11 Neutral: 2-4 SEC: 13-14

Player	avg	gp-gs	ab	r	h	2b	3b	hr	rbi	tb	slg%	bb	hp	so	gdp	ob%	sf	sh	sb-att	po	a	e	fld%
Austin Martin	.319	49-48	182	32	58	9	0	1	16	70	.385	27	11	37	1	.434	1	3	19-27	130	11	2	.986
Philip Clarke	.298	48-39	178	23	53	13	0	4	28	78	.438	22	3	30	3	.382	1	1	4-6	111	15	0	1.000
Pat DeMarco	.283	52-52	205	41	58	10	1	7	35	91	.444	17	4	43	1	.350	0	0	10-13	94	5	1	.990
Connor Kaiser	.281	49-49	178	37	50	11	1	2	30	69	.388	28	4	40	1	.390	0	6	12-14	77	108	1	.995
Stephen Scott	.252	43-37	127	32	32	9	0	10	32	71	.559	27	10	40	1	.421	0	1	5-7	231	25	4	.985
Ethan Paul	.247	52-52	190	40	47	12	1	8	38	85	.447	25	13	56	1	.370	2	1	14-15	76	118	3	.985
Jayson Gonzalez	.226	39-34	124	19	28	3	0	4	27	43	.347	10	1	49	4	.289	0	0	1-1	13	47	7	.896
Julian Infante	.163	40-38	129	12	21	5	1	1	15	31	.240	13	3	57	2	.250	3	1	1-1	277	16	3	.990

JJ Bleday	.391	29-25	92	19	36	5	1	3	12	52	.565	24	2	18	2	.525	0	0	1-2	51	1	0	1.000
Ty Duvall	.268	26-15	56	13	15	2	1	3	9	28	.500	15	0	18	2	.417	1	0	1-1	143	11	1	.994
Garrett Blaylock	.240	16-3	25	3	6	2	0	0	6	8	.320	0	0	10	0	.240	0	0	0-0	10	10	2	.909
Alonzo Jones	.236	37-33	110	23	26	4	3	2	9	42	.382	14	1	32	1	.328	0	3	16-16	74	2	0	1.000
Harrison Ray	.232	35-17	69	7	16	4	2	0	13	24	.348	4	1	17	2	.280	1	0	4-5	25	21	4	.920
Cooper Davis	.182	9-3	11	3	2	0	0	0	4	2	.182	2	0	1	0	.286	1	0	1-1	3	0	0	1.000
Walker Grisanti	.139	21-10	36	12	5	1	0	1	5	9	.250	18	3	16	0	.448	1	1	2-3	12	0	0	1.000
Kiambu Fentress	.000	10-0	5	2	0	0	0	0	1	0	.000	0	0	2	0	.000	0	0	0-0	2	0	0	1.000
Tyler Solomon	.000	6-0	4	2	0	0	0	0	0	0	.000	2	0	3	0	.333	0	0	0-0	2	0	0	1.000
Mason Hickman	.000	1-1	0	0	0	0	0	0	0	0	.000	0	0	0	0	.000	0	0	0-0	3	4	0	1.000
Patrick Raby	.000	2-2	0	0	0	0	0	0	0	0	.000	0	0	0	0	.000	0	0	0-0	3	7	0	1.000
Tyler Brown	.000	1-1	0	0	0	0	0	0	0	0	.000	0	0	0	0	.000	0	0	0-0	0	2	0	1.000
Drake Fellows	.000	5-5	0	0	0	0	0	0	0	0	.000	0	0	0	0	.000	0	0	0-0	4	12	1	.941
Zach King	.000	2-2	0	0	0	0	0	0	0	0	.000	0	0	0	0	.000	0	0	0-0	2	4	1	.857
Chandler Day	.000	2-2	0	0	0	0	0	0	0	0	.000	0	0	0	0	.000	0	0	0-0	1	3	1	.800
Totals	.263	52	1721	320	453	90	11	46	280	703	.408	248	56	469	21	.372	11	17	91-112	1348	438	32	.982
Opponents	.245	52	1663	237	407	72	7	38	216	607	.365	201	46	483	24	.338	24	24	44-62	1328	417	51	.972

LOB - Team (405), Opp (375). DPs turned - Team (31), Opp (28). CI - Team (2), Scott 1, Duvall 1.

(All games Sorted by Earned run avg)

Player	era	w-l	app	gs	cg	sho	sv	ip	h	r	er	bb	so	2b	3b	hr	b/avg	wp	hp	bk	sfa	sha
Patrick Raby	3.43	4-5	13	10	0	0/1	0	60.1	60	25	23	24	50	9	2	6	.265	4	5	0	2	3
Drake Fellows	4.06	5-4	13	13	0	0/2	0	77.2	62	39	35	31	88	7	1	6	.226	8	7	1	4	6
Mason Hickman	4.53	7-2	13	10	1	1/0	0	59.2	55	32	30	23	53	14	1	5	.246	4	1	2	4	2

AJ Franklin	0.00	0-0	3	0	0	0/1	0	2.2	0	0	0	1	2	0	0	0	.000	0	0	0	0	0
Erik Kaiser	0.00	0-0	2	0	0	0/0	0	2.0	1	0	0	0	3	1	0	0	.143	0	0	0	0	0
Hugh Fisher	1.93	2-0	8	0	0	0/0	0	9.1	6	5	2	6	8	0	0	0	.194	2	2	0	0	0
Maddux Conger	2.20	2-0	8	1	0	0/0	0	16.1	15	8	4	13	18	4	0	1	.238	5	1	0	0	0
Justin Wilson	2.84	0-0	7	0	0	0/0	0	6.1	2	2	2	4	9	0	0	0	.111	1	2	0	1	1
Paxton Stover	3.38	0-0	9	0	0	0/0	0	10.2	10	4	4	4	13	1	0	0	.263	1	1	0	0	2
Zach King	3.62	0-3	17	2	0	0/1	3	37.1	33	16	15	16	39	6	0	0	.244	1	4	0	1	2
Chandler Day	3.77	1-1	13	3	0	0/0	1	31.0	24	14	13	14	40	4	1	2	.214	6	5	0	2	1
Reid Schaller	4.50	1-1	16	2	0	0/0	1	24.0	28	14	12	7	33	6	1	2	.292	2	3	0	2	1
Jake Eder	5.45	1-4	11	9	0	0/0	0	33.0	25	22	20	22	37	5	0	4	.210	4	1	0	2	3
Aaron Brown	5.93	1-0	11	0	0	0/0	0	13.2	16	10	9	7	13	2	1	3	.281	0	2	0	0	0
Tyler Brown	6.07	1-3	17	1	0	0/0	3	29.2	35	20	20	7	34	6	0	3	.289	1	2	0	2	0
Jackson Gillis	6.12	3-1	14	1	0	0/0	1	25.0	23	17	17	15	35	5	0	5	.242	2	7	2	2	3
Justin Willis	7.59	0-0	10	0	0	0/0	0	10.2	12	9	9	7	8	2	0	1	.293	3	3	1	2	0
Totals	4.31	28-24	52	52	1	3/2	9	449.1	407	237	215	201	483	72	7	38	.245	44	46	6	24	24
Opponents	5.86	24-28	52	52	2	2/2	11	442.2	453	320	288	248	469	90	11	46	.263	56	56	11	11	17

PB - Team (5), Scott 2, Clarke 2, Duvall 1, Opp (12). Pickoffs - Team (6), King 2, Clarke 1, Fellows 1, Scott 1, Stover 1, Opp (6).



The Automated ScoreBook
Conference statistics for Vanderbilt (as of May 15, 2018)
(SEC games only Sorted by Batting avg)



Record: 13-14 Home: 7-5 Away: 6-9 SEC: 13-14

Player	avg	gp-gs	ab	r	h	2b	3b	hr	rbi	tb	slg%	bb	hp	so	gdp	ob%	sf	sh	sb-att	po	a	e	fld%
Austin Martin	.299	27-27	107	13	32	5	0	0	10	37	.346	7	5	22	1	.367	1	2	10-14	80	5	2	.977
Philip Clarke	.295	27-25	105	16	31	12	0	2	11	49	.467	7	1	16	0	.345	0	0	1-2	38	4	0	1.000
Connor Kaiser	.267	25-25	86	13	23	4	0	1	9	30	.349	9	2	18	0	.351	0	5	5-6	45	63	1	.991
Pat DeMarco	.267	27-27	105	19	28	2	1	5	18	47	.448	7	1	30	0	.319	0	0	5-7	53	2	1	.982
Julian Infante	.203	20-20	64	6	13	4	1	1	9	22	.344	6	0	30	1	.268	1	0	1-1	139	7	2	.986
Ethan Paul	.202	27-27	94	15	19	5	1	2	8	32	.340	10	5	31	1	.309	1	1	10-10	39	61	1	.990
Stephen Scott	.188	24-22	69	14	13	2	0	6	15	33	.478	15	6	24	0	.378	0	1	3-5	130	13	4	.973

JJ Bleday	.429	9-9	35	4	15	2	1	0	4	19	.543	4	1	7	1	.500	0	0	1-2	17	1	0	1.000
Ty Duvall	.303	14-8	33	7	10	1	1	3	8	22	.667	4	0	10	1	.368	1	0	1-1	63	5	1	.986
Garrett Blaylock	.300	6-2	10	0	3	1	0	0	1	4	.400	0	0	5	0	.300	0	0	0-0	1	5	1	.857
Alonzo Jones	.218	19-17	55	9	12	1	2	1	5	20	.364	9	1	17	0	.338	0	2	6-6	41	1	0	1.000
Harrison Ray	.216	21-13	51	4	11	3	1	0	10	16	.314	2	1	16	2	.255	1	0	4-5	21	14	2	.946
Cooper Davis	.125	5-3	8	1	1	0	0	0	2	1	.125	1	0	1	0	.200	1	0	1-1	3	0	0	1.000
Jayson Gonzalez	.075	16-12	40	4	3	1	0	0	2	4	.100	3	1	20	1	.159	0	0	0-0	6	12	2	.900
Walker Grisanti	.000	4-3	9	1	0	0	0	0	0	0	.000	1	1	8	0	.182	0	1	0-0	4	0	0	1.000
Kiambu Fentress	.000	2-0	0	1	0	0	0	0	0	0	.000	0	0	0	0	.000	0	0	0-0	0	0	0	.000
Drake Fellows	.000	2-2	0	0	0	0	0	0	0	0	.000	0	0	0	0	.000	0	0	0-0	1	12	1	.929
Patrick Raby	.000	1-1	0	0	0	0	0	0	0	0	.000	0	0	0	0	.000	0	0	0-0	3	7	0	1.000
Totals	.246	27	871	127	214	43	8	21	112	336	.386	85	25	255	8	.328	6	12	48-60	687	222	20	.978
Opponents	.262	27	863	143	226	36	4	23	133	339	.393	111	21	230	13	.354	15	11	30-39	695	235	21	.978

LOB - Team (177), Opp (193). DPs turned - Team (18), Opp (12). CI - Team (2), Scott 1, Duvall 1. IBB - Team (4), Clarke 1, Martin 1, Bleday 1, Scott 1, Opp (2). Picked off - Martin 1, Infante 1.

(SEC games only Sorted by Earned run avg)

Player	era	w-l	app	gs	cg	sho	sv	ip	h	r	er	bb	so	2b	3b	hr	b/avg	wp	hp	bk	sfa	sha
Patrick Raby	3.86	3-3	9	9	0	0/0	0	46.2	48	21	20	17	33	6	1	5	.271	3	2	0	2	2
Drake Fellows	4.72	3-4	9	9	0	0/1	0	55.1	48	33	29	24	59	5	1	4	.241	8	4	1	4	3
Mason Hickman	5.32	4-2	9	9	1	1/0	0	45.2	45	29	27	18	38	11	1	5	.257	3	1	1	3	2

Justin Wilson	0.00	0-0	1	0	0	0/0	0	1.0	0	0	0	1	1	0	0	0	.000	0	0	0	0	0
Chandler Day	3.21	1-1	7	0	0	0/0	1	14.0	11	6	5	7	22	1	1	1	.216	3	3	0	1	0
Zach King	4.08	0-2	9	0	0	0/1	2	17.2	12	9	8	14	20	2	0	0	.194	0	1	0	1	1
Reid Schaller	4.50	0-0	5	0	0	0/0	0	8.0	10	4	4	6	11	3	0	1	.333	1	0	0	1	0
Hugh Fisher	4.91	1-0	3	0	0	0/0	0	3.2	3	2	2	3	3	0	0	0	.250	2	0	0	0	0
Paxton Stover	5.79	0-0	3	0	0	0/0	0	4.2	6	3	3	1	4	0	0	0	.353	1	1	0	0	1
Tyler Brown	7.50	0-1	9	0	0	0/0	2	12.0	15	10	10	4	14	3	0	1	.313	1	2	0	2	0
Maddux Conger	7.71	0-0	3	0	0	0/0	0	2.1	2	2	2	2	2	1	0	0	.222	2	0	0	0	0
Jackson Gillis	7.94	1-1	9	0	0	0/0	1	11.1	12	10	10	5	16	3	0	2	.261	1	4	1	1	2
Aaron Brown	17.18	0-0	4	0	0	0/0	0	3.2	7	7	7	3	3	0	0	3	.389	0	1	0	0	0
Justin Willis	18.00	0-0	4	0	0	0/0	0	2.0	4	4	4	3	3	0	0	1	.444	1	2	1	0	0
Jake Eder	18.00	0-0	2	0	0	0/0	0	1.0	3	3	2	3	1	1	0	0	.429	2	0	0	0	0
Totals	5.23	13-14	27	27	1	2/1	6	229.0	226	143	133	111	230	36	4	23	.262	28	21	4	15	11
Opponents	4.58	14-13	27	27	2	1/1	7	231.2	214	127	118	85	255	43	8	21	.246	21	25	4	6	12

PB - Team (2), Clarke 2, Opp (5). Pickoffs - Team (3), Scott 1, Stover 1, Fellows 1, Opp (2). SBA/ATT - Scott (14-20), Duvall (8-10), King (8-8), Clarke (8-8), Fellows (2-5), Hickman (3-5), Raby (3-4), T. Brown (4-4), Fisher (1-2), Gillis (1-2), Stover (2-2), Day (2-2), Schaller (1-2), Conger (2-2), A. Brown (1-1).

THE LAST TIME VANDERBILT...

Won 10 or more consecutive games _____ 4/20-5/16/13 (14)
 Lost five or more consecutive games _____ 4/29/18-5/6/18 (6)
 Scored 20 or more runs in a game _____ 21 vs. Middle Tennessee, 5/15/18
 Scored 10+ Runs in an Inning _____ 14 (3rd) vs Middle Tennessee, 5/15/18
 Did Not Strikeout _____ vs. Tennessee-Martin, 2/23/05
 Hit consecutive home runs _____ Stephen Scott (solo), Connor Kaiser (solo) at Tennessee, 5/11/18
 Had a triple steal _____ Ethan Paul (home), Jeren Kendall (3rd), Bryan Reynolds (2nd) vs. Auburn, 5/19/16
 Shut out consecutive opponents _____ vs. Radford (12-0), 3/9/16
 _____ vs. Xavier (7-0), 3/11/16
 Shut out the opponent _____ vs. LSU (1-0), 3/25/18
 Was shut out by the opponent at home _____ vs. Kentucky (3-0), 4/17/16
 Was shut out by the opponent on the road _____ at Auburn (14-0), 5/6/18
 Was shut out in two consecutive games _____ vs. Kentucky (14-0) (4-0), 4/23/76
 Swept a conference doubleheader _____ vs. Ole Miss, 4/15/18
 Was swept in a conference doubleheader _____ vs. Tennessee, 4/25/10
 Swept a conference series at home _____ vs. Auburn, 5/19-21/16
 Was swept in a conference series at home _____ vs. Tennessee, 5/14-16/09
 Swept a conference series (three games) on the road _____ at Mississippi State, 3/16-18/18
 Was swept in a conference series on the road _____ at Auburn, 5/4-6/18
 Lost a conference series at home _____ vs. South Carolina, 4/27-29/18
 Lost a conference series on the road _____ at Auburn, 5/4-6/18
 Threw a no hitter _____ at Western Kentucky (J. Lewis, N. Pilkington, J. Scott, M. Buschmann), 5/6/03
 Was no-hit _____ at Texas A&M (Kyle Simonds, 9.0), 5/7/16
 Started six true freshmen _____ at Auburn (A. Martin - LF, P. Clarke - DH, P. DeMarco - RF, J. Gonzalez - SS, G. Blaylock - 3B, M. Hickman - SP), 5/6/18
 _____ vs. Austin Peay (J. Infante - 1B, E. Paul - DH, A. Jones - 2B, W. Grisanti - LF, C. Kaiser - SS, D. Everett - SP), 4/26/16

THE LAST TIME A VANDERBILT PLAYER...

Hit two home runs in a game _____ Stephen Scott at Tennessee, 5/11/18
 Hit three home runs in a game _____ Aaron Westlake vs. Oregon State, 6/11/11
 Hit a grand slam _____ Ethan Paul vs. UMass-Lowell, 2/24/18
 Hit a walk-off home run _____ Jeren Kendall vs. Cal State Fullerton, 6/14/15
 Hit an inside the park home run _____ Will Toffey vs. Belmont, 3/22/17
 Hit a pinch-hit home run _____ Stephen Scott vs. Louisville, 5/1/18
 Hit for the cycle _____ Clinton Johnston vs. Kentucky, 4/28/96
 Had seven or more RBIs in a game _____ Ethan Paul (7) vs. UMass-Lowell, 2/24/18
 _____ Dominic de la Osa (7) vs. Georgia, 4/16/06
 _____ Karl Nonemaker (7) vs. Kentucky, 5/12/02
 Had five or more hits in a game _____ Tony Kemp (5) at Belmont, 2/19/13
 Had two hits in an Inning _____ Stephen Scott (3rd - HR, 2B), Jayson Gonzalez (1B, 1B) vs. Middle Tennessee, 5/15/18
 Had 10 or more total bases in a game _____ Jayson Gonzalez (11) vs. UMass-Lowell, 2/24/18
 Stole three or more bases in a game _____ Austin Martin (3) vs. Presbyterian, 2/21/18
 Stole Home _____ Ethan Paul vs. Auburn, 5/19/16
 Had a 10-game hit streak _____ Austin Martin (13), 4/1/18-present
 Had a 15-game hit streak _____ Bryan Reynolds (16), 3/10-4/3/15
 Had a 20-game hit streak _____ Xavier Turner (27), 3/4-4/22/14
 Had a 25-game hit streak _____ Xavier Turner (27), 3/4-4/22/14
 Had 10 or more strikeouts in a game _____ Chandler Day (10) vs. Georgia, 4/6/18
 Had 15 or more strikeouts in a game _____ Kevin Ziomek (15) vs. Illinois-Chicago, 3/1/13
 Pitched a complete game _____ Patrick Raby at Georgia, 4/21/17
 Pitched a seven-inning complete game _____ Mason Hickman vs. LSU, 3/25/18
 Pitched a nine-inning, complete game shutout _____ Kyle Wright vs. Florida, 4/14/17
 Pitched a seven-inning, complete game shutout _____ Mason Hickman vs. LSU, 3/25/18
 Pitched a combined shutout _____ Drake Fellows (6.0), Zach King (3.0) at Mississippi State, 3/16/18
 Pitched a no-hitter _____ Doug Wessel vs. Belmont, 4/19/1971
 Pitched a no-hitter (combined) _____ Jensen Lewis, Nick Pilkington, John Scott, Matt Buschmann at Western Ky., 5/6/03
 Pitched a perfect game _____ Jensen Lewis, Nick Pilkington, John Scott, Matt Buschmann at Western Ky., 5/6/03
 Recorded a win and save on the same day _____ Jackson Gillis vs. Ole Miss (Win - Game 1, Save - Game 2), 4/15/18

NUMERICAL ROSTER

No.	Name	Pos.	B/T	Ht.	Wt.	Cl.	Hometown/Previous School
2	Harrison Ray	IF	R/R	5-11	190	So./1L	Longwood, Fla. (Lake Brantley HS)
3	Cooper Davis	OF	L/R	5-10	185	Fr./HS	Mississauga, Ontario (St. Aloysius Gonzaga)
5	Philip Clarke	C	L/R	5-11	190	Fr./HS	Franklin, Tenn. (Christ Presbyterian Academy)
6	Justin Wilson	RHP	R/R	6-0	180	R-So./RS	Murfreesboro, Tenn. (Oakland HS/Vol State CC)
8	Alonzo Jones	OF	S/R	5-10	195	Jr./2L	Columbus, Ga. (Columbus HS)
9	Garrett Blaylock	IF	L/R	6-3	208	Fr./HS	Asheville, N.C. (T.C. Roberson HS)
10	Ethan Paul	IF	L/R	5-10	185	Jr./2L	Bellevue, Wash. (International School)
11	Paxton Stover	LHP	L/L	5-11	200	Sr./1L	Ridgely, Tenn. (Dyer County HS/Dyersburg State CC)
12	Connor Kaiser	IF	R/R	6-4	205	Jr./2L	Overland Park, Kan. (Blue Valley West HS)
13	Kiambu Fentress	OF	R/R	6-0	175	R-So./1L	Nashville, Tenn. (Ensworth School)
16	Austin Martin	IF	R/R	6-0	170	Fr./HS	Jacksonville, Fla. (Trinity Christian Academy)
17	Walker Grisanti	OF	L/R	5-10	195	Jr./2L	Collierville, Tenn. (Christian Brothers HS)
18	Pat DeMarco	OF	R/R	5-11	205	Fr./HS	Winder, Ga. (Winder Barrow HS)
19	Stephen Scott	OF/C	L/R	5-11	200	Jr./2L	Cary, N.C. (Cardinal Gibbons HS)
20	Ty Duvall	C	L/R	5-11	190	So./1L	Lebanon, Ohio (Lebanon HS)
21	Tyler Brown	RHP	R/R	6-4	242	Fr./HS	Lewis Center, Ohio (Olentangy Orange HS)
22	Julian Infante	IF	R/R	6-3	215	Jr./2L	Miami, Fla. (Westminister Christian HS)
27	Chandler Day	RHP	R/R	6-5	180	Jr./2L	Granville, Ohio (Watkins Memorial HS)
29	Patrick Raby	RHP	R/R	6-3	230	Jr./2L	Knoxville, Tenn. (Farragut HS)
31	Justin Willis	RHP	R/R	5-11	180	Fr./HS	West New York, N.J. (Memorial HS)
32	Hugh Fisher	LHP	R/L	6-5	185	Fr./HS	Eads, Tenn. (Briarcrest Christian HS)
33	Erik Kaiser	RHP	R/R	6-5	205	Fr./HS	Waterloo, Ill. (Waterloo HS)
34	Zach King	LHP	L/L	6-6	210	So./1L	Spring Hill, Tenn. (Spring Hill HS)
35	Jackson Gillis	LHP	R/L	6-3	220	So./1L	Wilmington, Mass. (Wilmington HS)
39	Jake Eder	LHP	L/L	6-4	210	Fr./HS	Ft. Lauderdale, Fla. (Calvary Christian Academy)
40	Aaron Brown	RHP	R/R	6-4	205	Fr./HS	Mt. Juliet, Tenn. (Mt. Juliet HS)
42	Maddux Conger	RHP	R/R	6-3	200	Jr./2L	Stephenville, Texas (Stephenville HS)
43	Tyler Solomon	IF	S/R	6-4	215	Fr./HS	Haymarket, Va. (Battlefield HS)
44	Mason Hickman	RHP	R/R	6-6	230	Fr./HS	Hendersonville, Tenn. (Pope John Paul II HS)
45	Reid Schaller	RHP	R/R	6-3	215	R-Fr./RS	Lebanon, Ind. (Lebanon HS)
49	AJ Franklin	LHP	L/L	6-2	180	R-So./1L	Lebanon, Tenn. (Wilson Central HS)
51	JJ Bleday	OF	L/L	6-3	205	So./1L	Panama City Beach, Fla. (A. Crawford Mosley HS)
66	Drake Fellows	RHP	L/R	6-5	210	So./1L	Plainfield, Ill. (Joliet Catholic Academy)
99	Jayson Gonzalez	INF	R/R	6-2	205	Fr./HS	Covina, Calif. (Bishop Amat HS)

Head Coach: 4 Tim Corbin (Ohio Wesleyan, 1984) - 16th Season at Vanderbilt

Associate Head Coach: 26 Scott Brown (SUNY-Cortland, 1999)

Assistant Coach: 24 Mike Baxter (Vanderbilt, 2005)

Volunteer Coach: 1 David Macias (Vanderbilt, 2008)

Athletic Trainer: Tracy Campbell (James Madison, 2008)

Strength & Conditioning Coach: Chris Ham (Illinois, 2005)

Director of Baseball Operations: Brooks Webb (Birmingham Southern, 2011)

Director of Player Development: Alex Levitt (Vanderbilt, 2010)

Video Coordinator: Brandon Barak (Illinois, 2012)

Equipment Manager: John Mardirosian (Texas, 2011)

Student Assistants: Josh Ruchotzke & Casey Stangel

Student Managers: Jack Goodrum, Chase Casali, Preston Hausser & Jackson Kelley

PRONUNCIATION CHART

JJ Bleday _____ bluh-DAY
 Kiambu Fentress _____ key-AHM-boo
 Walker Grisanti _____ greh-sahn-TEE
 Patrick Raby _____ RAY-bee
 Reid Schaller _____ SHALL-er
 Paxton Stover _____ STOE-ver

ALPHABETICAL ROSTER

#	Name	Pos.	Yr.
9	Garrett Blaylock	IF	Fr.
51	JJ Bleday	OF	Jr.
40	Aaron Brown	RHP	Fr.
21	Tyler Brown	RHP	Fr.
5	Philip Clarke	C	Fr.
42	Maddux Conger	RHP	Jr.
3	Cooper Davis	OF	Fr.
27	Chandler Day	RHP	Jr.
18	Pat DeMarco	OF	Fr.
20	Ty Duvall	C	So.
39	Jake Eder	LHP	Fr.
66	Drake Fellows	RHP	So.
13	Kiambu Fentress	OF	R-So.
32	Hugh Fisher	LHP	Fr.
49	AJ Franklin	LHP	R-So.
35	Jackson Gillis	LHP	So.
99	Jayson Gonzalez	IF	Fr.
17	Walker Grisanti	OF	Jr.
44	Mason Hickman	RHP	Fr.
22	Julian Infante	IF	Jr.
8	Alonzo Jones	OF	Jr.
12	Connor Kaiser	IF	Jr.
33	Erik Kaiser	RHP	Fr.
34	Zach King	LHP	So.
16	Austin Martin	IF	Fr.
10	Ethan Paul	IF	Jr.
29	Patrick Raby	RHP	Jr.
2	Harrison Ray	IF	So.
45	Reid Schaller	RHP	R-Fr.
19	Stephen Scott	OF/C	Jr.
43	Tyler Solomon	IF	Fr.
11	Paxton Stover	LHP	Sr.
31	Justin Willis	RHP	Fr.
6	Justin Wilson	RHP	R-So.

EXPERIENCE BREAKDOWN

Seniors (1) _____ Stover
 Juniors (9) _____ Conger, Day, Grisanti, Infante, Jones,
 _____ C. Kaiser, Paul, Raby, Scott,
 Redshirt Sophomores (3) _____ Franklin, Fentress, Wilson
 Sophomores (7) _____ Bleday, Duvall, Fellows, Gillis,
 _____ King, Ray, Sandborn
 Redshirt Freshman (1) _____ Schaller
 Freshmen (14) _____ Blaylock, A. Brown, T. Brown, Clarke,
 _____ Davis, DeMarco, Eder, Fisher, Gonzalez, Hickman,
 _____ E. Kaiser, Martin, Solomon, Willis

STATE BREAKDOWN

California (1) _____ Gonzalez
 Florida (5) _____ Bleday, Eder, Infante, Martin, Ray
 Georgia (1) _____ Alonzo Jones
 Illinois (2) _____ Fellows, E. Kaiser
 Indiana (1) _____ Schaller
 Kansas (1) _____ C. Kaiser
 Massachusetts (1) _____ Gillis
 New Jersey (1) _____ Willis
 New York (1) _____ DeMarco
 North Carolina (2) _____ Blaylock, Scott
 Ohio (3) _____ T. Brown, Day, Duvall
 Ontario, Canada (1) _____ Davis
 Tennessee (11) _____ A. Brown, Clarke
 _____ Fentress, Fisher, Franklin, Grisanti, Hickman,
 _____ King, Raby, Stover, Wilson
 Texas (1) _____ Conger
 Virginia (1) _____ Solomon
 Washington (1) _____ Paul



Harrison Ray
Fr. ★ 5-11 ★ 190 ★ R/R
IF ★ Longwood, Fla.



Cooper Davis
Fr. ★ 5-10 ★ 185 ★ L/R
OF ★ Mississauga, Ontario



Philip Clarke
Fr. ★ 5-11 ★ 190 ★ L/R
C ★ Franklin, Tenn.



Justin Wilson
R-So. ★ 6-0 ★ 175 ★ R/R
RHP ★ Murfreesboro, Tenn.



Alonzo Jones
Jr. ★ 5-10 ★ 195 ★ S/R
OF ★ Columbus, Ga.



Garrett Blaylock
Fr. ★ 6-3 ★ 200 ★ L/R
IF ★ Asheville, N.C.



Ethan Paul
Jr. ★ 5-10 ★ 185 ★ L/R
IF ★ Bellevue, Wash.



Paxton Stover
Sr. ★ 5-11 ★ 190 ★ L/L
LHP ★ Ridgely, Tenn.



Connor Kaiser
Jr. ★ 6-4 ★ 205 ★ R/R
IF ★ Overland Park, Kan.




Kiamu Fentress
R-So. ★ 6-0 ★ 175 ★ R/R
OF ★ Nashville, Tenn.



Austin Martin
Fr. ★ 6-0 ★ 170 ★ R/R
IF ★ Jacksonville, Fla.



Walker Grisanti
Jr. ★ 5-10 ★ 190 ★ L/R
OF ★ Collierville, Tenn.



Pat DeMarco
Fr. ★ 5-11 ★ 205 ★ R/R
OF ★ Staten Island, N.Y.



Stephen Scott
Jr. ★ 5-11 ★ 200 ★ L/R
OF/C ★ Cary, N.C.




Ty Duvall
So. ★ 5-11 ★ 190 ★ L/R
C ★ Lebanon, Ohio



Tyler Brown
Fr. ★ 6-4 ★ 242 ★ R/R
RHP ★ Ashland, Ohio



Julian Infante
Jr. ★ 6-3 ★ 215 ★ R/R
IF ★ Miami, Fla.



Chandler Day
Jr. ★ 6-5 ★ 180 ★ R/R
RHP ★ Granville, Ohio




Patrick Raby
Jr. ★ 6-3 ★ 230 ★ R/R
RHP ★ Knoxville, Tenn.



Justin Willis
Fr. ★ 5-11 ★ 180 ★ R/R
RHP ★ West New York, N.J.



Hugh Fisher
Fr. ★ 6-5 ★ 185 ★ R/L
LHP ★ Eads, Tenn.



Erik Kaiser
Fr. ★ 6-5 ★ 205 ★ R/R
RHP ★ Waterloo, Ill.



Zach King
So. ★ 6-6 ★ 210 ★ L/L
LHP ★ Spring Hill, Tenn.



Jackson Gillis
So. ★ 6-3 ★ 225 ★ R/L
LHP ★ Wilmington, Mass.



Jake Eder
Fr. ★ 6-4 ★ 210 ★ L/L
LHP ★ Ocean Ridge, Fla.




Aaron Brown
Fr. ★ 6-4 ★ 205 ★ R/R
RHP ★ Mt. Juliet, Tenn.




Maddux Conger
Jr. ★ 6-3 ★ 200 ★ R/R
RHP ★ Stephenville, Texas



Tyler Solomon
Fr. ★ 6-4 ★ 215 ★ S/R
C ★ Haymarket, Va.



Mason Hickman
Fr. ★ 6-6 ★ 230 ★ R/R
RHP ★ Hendersonville, Tenn.



Reid Schaller
R-Fr. ★ 6-3 ★ 210 ★ R/R
RHP ★ Lebanon, Ind.



AJ Franklin
R-So. ★ 6-2 ★ 180 ★ L/L
LHP ★ Lebanon, Tenn.



JJ Bleday
So. ★ 6-3 ★ 205 ★ L/L
OF ★ Panama City Beach, Fla.




Drake Fellows
So. ★ 6-5 ★ 205 ★ L/R
RHP ★ Plainfield, Ill.



Jayson Gonzalez
Fr. ★ 6-2 ★ 205 ★ R/R
IF ★ Covina, Calif.




Tim Corbin
Head Coach
16th Season



Scott Brown
Associate Head Coach
6th Season



Mike Baxter
Hitting Coach
1st Season



David Macias
Volunteer Assistant Coach
1st Season