



VANDERBILT

2018 BASEBALL GAME NOTES



Vanderbilt Athletic Communications ★ 2601 Jess Neely Dr. Nashville, TN 37212
Baseball Contact: Andrew Pate ★ Cell: 713.387.9119 ★ Email: andrew.pate@vanderbilt.edu
vucommadores.com ★ twitter: @vandybaseball

2018 SCHEDULE/RESULTS

OVERALL: 27-24 | SEC: 13-14 | H: 18-9 | A: 7-11 | N: 2-4

FEBRUARY (9-1)

| | | | |
|----|---------------|---------|--------------|
| 16 | #25 DUKE | W, 9-1 | SEC Network+ |
| 17 | #25 DUKE | L, 5-4 | |
| 18 | #25 DUKE | W, 9-1 | SEC Network+ |
| 20 | PRESBYTERIAN | W, 7-1 | SEC Network+ |
| 21 | PRESBYTERIAN | W, 15-2 | SEC Network+ |
| 23 | UMASS-LOWELL | W, 15-0 | SEC Network+ |
| 24 | UMASS-LOWELL | W, 15-2 | |
| 25 | UMASS-LOWELL | W, 9-2 | |
| 27 | AUSTIN PEAY | W, 19-6 | |
| 28 | INDIANA STATE | W, 8-5 | SEC Network+ |

MARCH (8-9)

| | | | |
|----|--------------------------|------------------|--------------|
| 2 | vs. Sam Houston St. % | L, 7-6 (10 inn.) | |
| 3 | vs. Louisiana% | L, 3-0 | |
| 4 | vs. #24 Houston% | W, 9-4 | |
| 7 | at Long Beach St. | L, 4-3 | |
| 9 | at #11 UCLA | W, 6-3 | |
| 10 | at USC | CANCELED | |
| 11 | vs. #8 TCU^ | W, 7-4 | |
| 14 | EASTERN KENTUCKY | L, 6-5 | SEC Network+ |
| 16 | at #19 Mississippi St. * | W, 5-0 | SEC Network |
| 17 | at #19 Mississippi St. * | W, 10-1 | SEC Network+ |
| 18 | at #19 Mississippi St. * | W, 4-3 | SEC Network+ |
| 21 | Belmont& | L, 8-5 | |
| 23 | #19 LSU* | W, 4-2 | ESPNU |
| 24 | #19 LSU* | L, 6-2 | ESPNU |
| 25 | #19 LSU* | W, 1-0 (7 inn.) | ESPNU |
| 27 | vs. Lipscomb& | L, 5-1 | |
| 30 | at #2 Florida* | L, 8-4 | SEC Network+ |
| 31 | at #2 Florida* | L, 10-2 | ESPNU |

APRIL (8-8)

| | | | |
|----|---------------------|-----------------|--------------|
| 1 | at #2 Florida* | L, 8-2 | SEC Network |
| 3 | at Middle Tennessee | L, 4-3 (7 inn.) | |
| 5 | #16 GEORGIA* | L, 3-2 | ESPNU |
| 6 | #16 GEORGIA* | W, 5-3 | SEC Network+ |
| 7 | #16 GEORGIA* | W, 8-3 | SEC Network+ |
| 10 | WESTERN KENTUCKY | W, 3-2 | SEC Network+ |
| 13 | #5 OLE MISS* | L, 11-3 | SEC Network+ |
| 15 | #5 OLE MISS* | W, 8-7 (8 inn.) | ESPNU |
| 15 | #5 OLE MISS* | W, 8-7 (7 inn.) | ESPNU |
| 17 | EVANSVILLE | W, 6-1 | SEC Network+ |
| 19 | at Missouri* | L, 2-1 | ESPNU |
| 20 | at Missouri* | L, 3-1 | SEC Network+ |
| 21 | at Missouri* | W, 6-2 | SEC Network+ |
| 27 | SOUTH CAROLINA* | L, 8-7 | SEC Network+ |
| 28 | SOUTH CAROLINA* | W, 8-1 | SEC Network+ |
| 29 | SOUTH CAROLINA* | L, 10-9 | SEC Network+ |

MAY (2-6)

| | | | |
|----|--------------------|---------|--------------|
| 1 | LOUISVILLE | L, 8-4 | SEC Network |
| 4 | at Auburn | L, 4-1 | SEC Network+ |
| 5 | at Auburn | L, 11-5 | SEC Network+ |
| 6 | at Auburn | L, 14-0 | SEC Network+ |
| 8 | #23 TENNESSEE TECH | L, 6-4 | SEC Network+ |
| 11 | at Tennessee | W, 7-6 | SEC Network+ |
| 12 | at Tennessee | W, 7-2 | SEC Network+ |
| 13 | at Tennessee | L, 8-7 | SEC Network |
| 15 | MIDDLE TENNESSEE | 6:30 PM | SEC Network+ |
| 17 | KENTUCKY | 6:30 PM | SEC Network+ |
| 18 | KENTUCKY | 6:30 PM | SEC Network+ |
| 19 | KENTUCKY | 1:00 PM | SEC Network+ |

% Minute Maid Park (Houston, Texas)
^ Dodger Stadium (Los Angeles, Calif.)
*Southeastern Conference Game
& First Tennessee Park (Nashville, Tenn.)

VANDERBILT COMMODORES (27-24, 13-14 SEC) vs. MIDDLE TENNESSEE (25-25-1, 10-16-1 C-USA)

May 15, 2018 ★ 6:30 p.m. CT ★ Nashville, Tenn. ★ Hawkins Field (3,626) ★ SEC Network+

GAME 52



VANDERBILT

2018 Record: 27-24 Overall, 13-14 SEC

Home / Away / Neutral: 18-9 / 7-11 / 2-4

Rankings: D1: NR | NCBWA: NR | Coaches: RV

BA: NR | CB: NR | PG: NR

Head Coach: Tim Corbin

Career Record: 779-477-1 (21st)

Record at Vanderbilt: 673-339-1 (16th)



MIDDLE TENNESSEE

2018 Record: 25-25-1 Overall, 10-16-1 C-USA

Home / Away / Neutral: 14-15-1 / 10-9 / 1-1

Rankings: D1: NR | NCBWA: NR | Coaches: NR

BA: NR | CB: NR | PG: NR

Head Coach: Jim McGuire

Career Record: 380-289-1 (10th)

Record at MTSU: 160-173-1 (6th)

NEED TO KNOW

- ★ With its series win last weekend at Tennessee, Vanderbilt locked up a spot in the 2018 SEC Tournament, held, May 22-27 in Hoover, Ala. The Commodores are currently in a three-way with Kentucky and Auburn for seventh.
- ★ Vanderbilt's offense clicked in a big way last week against Tennessee and Tennessee Tech. The Commodores batted .290 in the four games while averaging 6.25 runs and 10.5 hits per game. The team struck for double-digit hits in three of four outings before finishing with nine hits in the finale at Tennessee.
- ★ Vandy's series win against Tennessee was the program's first since 2014 and first in Knoxville since 2012. Four Commodore players batted over .300 in the series including **JJ Bleday**, who led the way at .600 (6-for-10) with three walks, two runs and as many RBIs. All three **Stephen Scott** (3-for-9) hits went for homers including two in the opener.
- ★ With four regular-season games remaining, the Commodores sit at No. 38 in the RPI. Vandy boasts the nation's fourth-toughest schedule. Middle Tennessee checks in at No. 147 in the RPI while this weekend's upcoming opponent, Kentucky, is No. 17. Vandy has played a whopping 30 games vs. Top 50 RPI opponents, going 14-16 in those games.
- ★ Friday's win against Tennessee snapped a six-game losing streak overall and six-game drought in series openers. Meanwhile, Saturday's victory ended a stretch of three-straight losing series. A win on Tuesday would be the first in the midweek since defeating Evansville, 6-1, on April 17.
- ★ For the third-straight year, the Commodores close the regular season with four-straight home games. Vandy is 18-9 at Hawkins Field and is batting .292 and averaging 7.29 runs per game at the facility. Meanwhile, the pitching staff has turned in a 3.63 ERA and limited opponents to a .237 batting average in 238.0 innings.
- ★ Vanderbilt and Wake Forest are the **only teams in the country** to start six true freshmen in a game this year. The Commodores did so on May 6 at Auburn. During last weekend's series at Tennessee, the class combined to contribute nine of the team's 19 RBIs and three of the squad's seven doubles against the Volunteers.
- ★ Vandy played error-free baseball for the 28th time on Sunday at Tennessee. The Commodores are **fourth nationally** and first in the SEC with a .982 fielding percentage. The program record for fielding is .979, set in 2015.

GAME COVERAGE

| Date | TV/Stream | Play-by-Play | Analyst | Radio | Play-by-Play |
|--------|--------------|--------------|---------------|---------------------|--------------|
| May 15 | SEC Network+ | Kevin Ingram | Andrew Harris | WNSR 560 AM/95.9 FM | Joe Fisher |

Live Stats - vanderbilt.statbroadcast.com Twitter - @VandyBaseball / #VandyBoys

VANDERBILT STARTING PITCHER TUESDAY



MASON HICKMAN

RHP ★ 6-4 ★ 242 ★ Fr./HS
Ashland, Ohio ★ Olentangy Orange HS

| | |
|------|------|
| W-L | 1-3 |
| ERA | 5.40 |
| IP | 26.2 |
| K/BB | 32/6 |

MTSU STARTING PITCHER

| Tuesday | G-GS | W-L | ERA | K/BB |
|--------------------|------|-----|------|-------|
| RHP Scheldon Paulk | 14/1 | 1-0 | 5.06 | 19/11 |

BY THE NUMBERS SINCE 2006...

- 3** ★ College World Series appearances (2011, 2014, 2015)
- 6** ★ NCAA Super Regional appearances (2010, 2011, 2013, 2014, 2015, 2017)
- 12** ★ straight NCAA Tournament appearances (longest active streak in the SEC)
- 14** ★ players selected in the first round of the Major League Baseball Draft (nation's most)
- 48** ★ NCAA Tournament victories (most in the SEC)

TODAY IN VANDERBILT BASEBALL HISTORY

MAY 15, 2015 (3 YEARS AGO): No. 10 Vanderbilt jumped on Alabama early and held on for a 7-5 win at the Hoover Met to clinch the SEC East division title and the series. The Commodores jumped on Crimson Tide starter Jake Walters early and often scoring six runs on seven hits to chase the right-hander with just one out in the second inning. Vandy collected 12 hits in the win with five players posting two-hit games.

SERIES HISTORY

MIDDLE TENNESSEE (97-44)

LAST 10 MEETINGS (8-2)

| Date | Location | Result |
|---------|---------------------|-----------------|
| 4/02/13 | Nashville, Tenn. | W, 12-3 |
| 3/05/14 | Murfreesboro, Tenn. | W, 4-3 |
| 4/15/14 | Nashville, Tenn. | W, 19-1 |
| 3/24/15 | Murfreesboro, Tenn. | W, 12-7 |
| 4/21/15 | Nashville, Tenn. | W, 4-0 |
| 3/22/16 | Murfreesboro, Tenn. | L, 7-4 |
| 4/12/16 | Nashville, Tenn. | W, 7-4 |
| 4/18/17 | Murfreesboro, Tenn. | W, 21-2 |
| 5/16/17 | Nashville, Tenn. | W, 17-7 |
| 4/03/18 | Murfreesboro, Tenn. | L, 4-3 (7 inn.) |

STATISTICAL LEADERS



| VANDERBILT | CATEGORY | MTSU |
|---|------------------------|---|
| Austin Martin .322 avg. | Batting avg. | Aaron Aucker .345 avg. |
| Austin Martin 58 hits | Hits | Austin Dennis 73 hits |
| Pat DeMarco 39 runs | Runs Scored | Austin Dennis 58 runs |
| Philip Clarke 13 doubles | Doubles | Aaron Aucker 18 doubles |
| Alonzo Jones 3 triples | Triples | Austin Dennis 3 triples |
| Stephen Scott 9 home runs | Home Runs | Aaron Aucker 13 home runs |
| Stephen Scott 27 walks | Walks | LA Woodard 36 walks |
| Austin Martin 19 stolen bases | Stolen Bases | Austin Dennis 23 stolen bases |
| Mason Hickman 7 wins | Wins | Wyrick/Holcombe 4 wins |
| Patrick Raby 3.43 ERA | ERA | Austin Dennis 3.66 ERA |
| Drake Fellows 77.2 IP | Innings Pitched | Jake Wyrick 62.1 IP |
| Drake Fellows 88 strikeouts | Strikeouts | Jake Wyrick 75 strikeouts |

STATISTICAL COMPARISON



| VANDERBILT | CATEGORY | MTSU |
|------------|--------------------------|---------|
| 27-24 | Record | 25-25-1 |
| .260 | Batting Avg. | .279 |
| 5.86 | Runs/Game | 6.41 |
| 8.58 | Hits/Game | 9.74 |
| 88 | Doubles | 91 |
| 11 | Triples | 9 |
| 45 | Home Runs | 46 |
| 264 | RBI | 288 |
| 229 | Walks | 218 |
| 90-111 | SB-ATT | 68-85 |
| 4.31 | ERA | 6.33 |
| 3 | Shutouts Thrown | 3 |
| 472 | Strikeouts | 397 |
| .246 | Opp. Batting Avg. | .291 |
| .982 | Fielding Pct. | .969 |

BATTING A THOUSAND

- ★ Vandy's April 19 matchup at Missouri marked the 1,000th game coached for **Tim Corbin** at Vanderbilt.
- ★ The 16th-year head man became the 25th active head coach to reach 1,000 games at his current institution.
- ★ Corbin also became the eighth skipper in SEC history to coach 1,000 games at a league institution and second Vanderbilt coach, joining Roy Mewbourne (1,264 games). Ole Miss' head coach Mike Bianco, who has coached 1,113 games, is the only other current SEC skipper with 1,000 or more games.

VANDERBILT RE-VU

- ★ Vanderbilt took 2-of-3 over the weekend, winning the first two games of the series before dropping the finale, 8-7.
- ★ Vandy erased an early four-run deficit but could not replicate the magic late as Tennessee struck for three runs in the sixth to overtake the Commodores and salvage the series finale on Sunday at Lindsey Nelson Stadium.
- ★ **JJ Bleday** (3-for-4) matched a career high with three hits for the second time in as many days. **Austin Martin** (1-for-4) produced a career-high three RBIs and **Connor Kaiser** (2-for-4) scored two runs and drove in another to cap a series in which he batted .545 (6-for-11). The series win was the first in Knoxville since 2012.

INSIDE THE MATCHUP VS. MTSU

- ★ Vanderbilt and Middle Tennessee square off for the 142nd time in the history of the two programs on Tuesday.
- ★ The Commodores own a 97-44 edge all-time including a 24-190 advantage in the **Tim Corbin** era (2003-present).
- ★ Vandy has won 12-straight games against Middle Tennessee at Hawkins Field (2006-present).
- ★ MTSU secured a 4-3, seven-inning victory in a matchup cut short due to inclement weather at Reese Smith Jr. Field on April 3. An **Alonzo Jones** eighth-inning grand slam was wiped off the board and called just over an hour later.

VANDY IN THE NATIONAL STATISTICAL RANKINGS

| Statistic | Rank | Value | Statistic | Rank | Value |
|--------------------------|------|-------|----------------------------|------|-------|
| Fielding Percentage | 4th | .982 | Stolen Bases Per Game | 17th | 1.76 |
| Stolen Bases | 12th | 90 | Hits Allowed Per Nine Inn. | 55th | 8.18 |
| Strikeouts per Nine Inn. | 16th | 9.6 | Home Runs | 58th | 45 |

NATION'S TOP FRESHMEN LIVING UP TO BILLING

- ★ Vanderbilt's freshman class was named tops in the country by Baseball America last November.
- ★ Seven Vanderbilt true freshmen made starts this season while 14 total have made appearances. The unit is hitting .281 (199-for-707) and has accounted for 42 percent of the Dores' RBIs (111) and 38 percent of the teams runs (115). True freshmen pitchers have posted an 12-8 record with 151 strikeouts in 163.2 innings.
- ★ D1Baseball.com's list of 30 impact freshmen entering 2018 includes Vandy's **Jake Eder** (No. 16), **Jayson Gonzalez** (No. 18), **Philip Clarke** (No. 19) and **Pat DeMarco** (No. 25). With four players on the list, the Dores trail only Florida (5).

WELCOME BACK, BLEDAY!

- ★ Vanderbilt starting right fielder **JJ Bleday** made his return last Tuesday after missing 22 games (March 30-May 6) due to an oblique injury. The sophomore doubled in his first at-bat vs. Tennessee Tech and reached base four times.
- ★ The Commodores are 19-9 in 28 games with Bleday in the lineup. In 23 games without Bleday, Vandy is 9-14.
- ★ In four games back, Bleday is batting a team-best .583 (7-for-12) with six walks, three runs and two RBIs.

PLANES, TRAINS AND AUTOMOBILES

- ★ Vanderbilt has been well traveled this season. In fact, following the 362-mile round trip to Knoxville, the Dores have covered 7,423 miles highlighted by out-of-state trips to Alabama, California, Florida, Mississippi, Missouri and Texas.
- ★ The Dores became the first program to compete in both the Shriners Hospitals for Children College Classic (Houston - Minute Maid Park) and Dodger Stadium College Baseball Classic (Los Angeles) in the same season. The trip spanned 11 days (March 1-11) and totaled 4,009 miles with three games at Minute Maid Park and as many in Southern California.
- ★ Over the last four seasons, Vanderbilt baseball has visited 14 different states including Alabama, Arkansas, California, Florida, Georgia, Illinois, Kentucky, Louisiana, Mississippi, Missouri, Nebraska, Oregon, South Carolina and Texas.

COMMODORE NATION

- ★ Vanderbilt is one of five teams nationally to start a lineup featuring players from nine or more different states, joining Army, Elon, Kentucky and Western Kentucky. Vandy's 35-man roster boasts players from 15 different states as well as Canada with freshman **Cooper Davis** hailing from Mississauga, Ontario.

WHAT'S THE CATCH?

- ★ The Dores have received steady production from three catchers. **Philip Clarke**, **Ty Duvall** and **Stephen Scott** have each made their case for playing time. The trio has started in eight games this year including twice last weekend at Auburn as well as on Tuesday vs. Tennessee Tech.
- ★ Scott has belted three home runs in the Tennessee series while Clarke batted .412 (7-for-17) in four games last week. In 25 games, Duvall has totaled eight RBIs and added 10 runs. Here's a look at each of the trio's stat lines:

| Player | Avg. | GP-GS | AB | R | H | 2B | RBI | TB |
|---------------|------|-------|-----|----|----|----|-----|----|
| Philip Clarke | .295 | 47-38 | 173 | 22 | 51 | 13 | 25 | 76 |
| Stephen Scott | .238 | 42-36 | 122 | 29 | 29 | 8 | 27 | 64 |
| Ty Duvall | .245 | 25-14 | 53 | 10 | 13 | 2 | 8 | 26 |

A WORLD SERIES KIND OF FEEL

- ★ After playing 10 straight at home to begin the season, Vanderbilt headed west for a six-game road trip including games at Houston's Minute Maid Park and Los Angeles' Dodger Stadium -- the two sites for the 2017 World Series matchup between the Astros and Dodgers.
- ★ The Commodores took part in the Shriners Hospitals for Children College Classic at Minute Maid from March 2-4. The three-day, six-team tournament featured local universities squaring off against the SEC. Vandy fell to Sam Houston State on Friday and Louisiana on Saturday before bouncing back with a 9-4 victory against Houston on Sunday night.
- ★ For the fourth-straight year, the Dorees headed to California, falling 4-3 to Long Beach State on Wednesday before knocking off UCLA, 6-3 on Friday and TCU, 7-4, in the Dodger Stadium College Baseball Classic on Sunday.

FORMER PLAYERS JOIN CORBIN'S STAFF

- ★ Last September, head coach **Tim Corbin** and associate head coach **Scott Brown** welcomed back former players **Mike Baxter** and **David Macias**. Baxter serves as the Dorees' hitting coach and recruiting coordinator while Macias comes on board as Vanderbilt's volunteer assistant coach.
- ★ Baxter joins the Commodores after a 12-year professional career that included playing in the big leagues for four organizations over parts of six seasons. Baxter made his major league debut with the San Diego Padres in 2010, and also played for the New York Mets (2011-13), Los Angeles Dodgers (2014) and Chicago Cubs (2015).
- ★ Macias was previously on Corbin's staff as the team's strength coach in 2014 when the Dorees won the national championship and was the volunteer assistant in 2015 when the Dorees returned to the College World Series finals. Prior to rejoining Corbin's staff, Macias was with the Seattle Mariners organization as a minor league manager.

D1BASEBALL.COM RECOGNIZES DORES

- ★ Last September, D1Baseball.com recognized Vanderbilt as the **No. 2 program nationally** in the publication's bi-annual top-100 rankings. The list is designed to assess the overall health of programs in the current era with the ultimate goal of identifying "the programs in the best shape right now, with an eye toward the next five to 10 years."
- ★ Below is a list of where Vandy players rank among the publication's top SEC prospects for the 2018 and 2019 MLB Draft.

TOP SEC PROSPECTS, 2018 DRAFT

| Ranking | Player | Position |
|---------|----------------|----------|
| #23 | Reid Schaller | RHP |
| #31 | Connor Kaiser | SS |
| #34 | Patrick Raby | RHP |
| #35 | Ethan Paul | 2B |
| #41 | Chandler Day | RHP |
| #50 | Julian Infante | 1B |

TOP SEC PROSPECTS, 2019 DRAFT

| Ranking | Player | Position |
|---------|----------------|----------|
| #9 | Jackson Gillis | LHP |
| #15 | Drake Fellows | RHP |
| #16 | Zach King | LHP |
| #20 | JJ Bleday | OF |
| #35 | Pat DeMarco | OF |
| #36 | Philip Clarke | C |

CORBIN BECOMES VANDY'S ALL-TIME WINNINGEST COACH

- ★ Head coach **Tim Corbin** became Vanderbilt's all-time winningest coach with a 9-4 win against Houston on March 4. The 16th-year head coach, who owns a 673-339-1 record, surpassed Roy Mewbourne, who racked up as many wins between 1979-2002. Here is a look back at some of Corbin's milestone victories:

| Win # | Score | Location | Date |
|-------|-------------------------------------|-------------------|---------|
| 1 | Vanderbilt 4, The Citadel 3 | Charleston, S.C. | 2/15/03 |
| 27^ | Vanderbilt 6, Tennessee 5 | Nashville, Tenn. | 5/18/03 |
| 100 | Vanderbilt 14, Jacksonville State 5 | Nashville, Tenn. | 3/29/05 |
| 198# | Vanderbilt 4, LSU 1 | Nashville, Tenn. | 5/17/07 |
| 200 | Vanderbilt 4, Miami (OH) 3 | Tempe, Ariz. | 2/24/08 |
| 300 | Vanderbilt 7, Florida 0 | Gainesville, Fla. | 4/4/10 |
| 400 | Vanderbilt 3, Louisville 2 | Nashville, Tenn. | 5/8/12 |
| 459 | Vanderbilt 14, Alabama 10 | Nashville, Tenn. | 5/18/13 |
| 500 | Vanderbilt 3, Missouri 1 | Columbia, Mo. | 5/3/14 |
| 516\$ | Vanderbilt 3, Virginia 2 | Omaha, Neb. | 6/25/14 |
| 600 | Vanderbilt 10, Georgia 3 | Nashville, Tenn. | 4/30/16 |
| 656* | Vanderbilt 9, Houston 4 | Houston, Texas | 3/4/18 |

^ Vanderbilt clinches sweep vs. Tennessee, first trip to the SEC Tournament since 1996 with walk-off home run

Vanderbilt claims first ever Southeastern Conference regular-season championship

% Vanderbilt sets SEC record with 26th league victory, breaking South Carolina's mark of 25 set in 2000

\$ Vanderbilt captures first College World Series title in winner-take-all victory against Virginia

* Corbin becomes Vanderbilt's all-time winningest coach in finale of Shriners Hospitals for Children College Classic

GOLDEN BOYS

- ★ For a fourth-straight year, multiple VU players have been named to the Golden Spikes Award Preseason Watch List.
- ★ **Julian Infante** and **Patrick Raby** are among those featured. The award was first presented in 1978 and is given to an amateur player who best exhibits and combines "exceptional on-field ability and exemplary sportsmanship." The award is considered the most prestigious in amateur baseball.
- ★ Five Commodores have been named finalists for the Golden Spikes Award -- all coming since the 2007 season -- including **David Price**, who took home the honor in 2007. Other finalists include **Pedro Alvarez** (2007), **Tyler Beede** (2013), **Carson Fulmer** (2015) and **Dansby Swanson** (2015).

DORES IN THE PROS

David Price helped Vandy to a school-record 54 wins in 2007.

MLB (8)

| Name | Years at VU | Club |
|----------------|-------------|---------------------|
| Pedro Alvarez | 2006-08 | Baltimore Orioles |
| Walker Buehler | 2013-15 | Los Angeles Dodgers |
| Ryan Flaherty | 2006-08 | Atlanta Braves |
| Carson Fulmer | 2013-15 | Chicago White Sox |
| Sonny Gray | 2009-11 | New York Yankees |
| Mike Minor | 2007-09 | Texas Rangers |
| David Price | 2005-07 | Boston Red Sox |
| Dansby Swanson | 2013-15 | Atlanta Braves |

MiLB (28)

| | | |
|------------------|---------|----------------------|
| Tyler Beede | 2012-14 | San Francisco Giants |
| Ben Bowden | 2014-16 | Colorado Rockies |
| Curt Casali | 2008-11 | Tampa Bay Rays |
| Ro Coleman | 2014-17 | Detroit Tigers |
| Vince Conde | 2012-14 | New York Yankees |
| Jason Delay | 2014-17 | Pittsburgh Pirates |
| Tyler Ferguson | 2013-15 | Texas Rangers |
| Conrad Gregor | 2011-13 | Boston Red Sox |
| Reed Hayes | 2017 | Baltimore Orioles |
| Taylor Hill | 2008-11 | Washington Nationals |
| Tony Kemp | 2011-13 | Houston Astros |
| Jeren Kendall | 2015-17 | Los Angeles Dodgers |
| John Kilichowski | 2014-16 | St. Louis Cardinals |
| Brian Miller | 2012-14 | Tampa Bay Rays |
| Jared Miller | 2012-14 | Arizona Diamondbacks |
| John Norwood | 2012-14 | Miami Marlins |
| Phillip Pfeifer | 2012-15 | Atlanta Braves |
| Adam Ravenelle | 2012-14 | Detroit Tigers |
| Bryan Reynolds | 2014-16 | Pittsburgh Pirates |
| Matt Ruppenthal | 2015-17 | Houston Astros |
| Sam Selman | 2010-12 | Kansas City Royals |
| Jordan Sheffield | 2015-16 | Los Angeles Dodgers |
| Collin Snider | 2015-17 | Kansas City Royals |
| Will Toffey | 2015-17 | Oakland Athletics |
| Drew VerHagen | 2012 | Detroit Tigers |
| Zander Wiel | 2012-15 | Minnesota Twins |
| Rhett Wiseman | 2013-15 | Washington Nationals |
| Kyle Wright | 2015-17 | Atlanta Braves |
| Mike Yastrzemski | 2010-13 | Baltimore Orioles |

COACHING/FRONT OFFICE (12)

| Name | Club-Position |
|----------------|--|
| Matt Buschmann | S.F. Giants - Asst. Dir. of Player Development |
| Joey Cora | Pittsburgh Pirates - Third Base Coach |
| Larry Day | Cleveland - AZL Manager/Operations |
| Jason Esposito | Arizona (ROOKIE-CLE) - Hitting Coach |
| Carter Hawkins | Cleveland Indians - Asst. General Manager |
| Derek Johnson | Milwaukee Brewers - Pitching Coach |
| Gil Kim | Toronto - Dir. of Player Development |
| Tony Mansolino | Akron (AA-CLE) - Manager |
| Cesar Nicolas | Seattle Mariners - Player Development |
| Josh Paul | L.A. Angels - Bench Coach |
| Jeremy Sowers | Tampa Bay Rays - Operations Assistant |
| David Wallace | Cleveland Indians - Special Assistant |

2018 QUICK FACTS

GENERAL

Location _____ Nashville, Tenn.
 Founded _____ 1873
 Enrollment _____ 6,871
 Nickname _____ Commodores
 Colors _____ Black and Gold
 Affiliation _____ NCAA Division I
 Conference _____ Southeastern
 Athletic Ticket Office _____ 615.322.3544
 Chancellor _____ Nicholas S. Zeppos
 Director of Athletics _____ David Williams II

TEAM INFORMATION

2017 Overall Record _____ 36-25-1
 _____ Home: 21-11-1 Away: 10-12 Neutral: 5-2
 SEC Record _____ 15-13-1
 _____ Home: 8-5-1 Away: 7-8
 Conference Finish _____ 3rd East, 6th Overall
 Postseason _____ NCAA Corvallis Super Regional
 Final Ranking: _____ 5 Polls 15 (CB), 15 (NCBWA),
 _____ 16 (USA), 18 (BA), 19 (D1)
 Returning Letterwinners _____ 18
 Positional Starters Returning _____ 5
 Starting Pitchers Returning _____ 3
 Other Pitchers Returning _____ 5
 Lettermen Lost _____ 12
 _____ Professional Baseball _____ 8
 Newcomers _____ 16

COACHING STAFF

Head Coach _____ Tim Corbin
 Alma Mater _____ Ohio Wesleyan, 1984
 Career Record _____ 779-477-1 (.620/21st year)
 Record at Vanderbilt _____ 673-339-1 (.664/16th year)
 Assoc. Head Coach _____ Scott Brown
 Alma Mater _____ SUNY-Cortland, 1999
 Assistant Coach _____ Mike Baxter
 Alma Mater _____ Vanderbilt, 2005
 Volunteer Assistant Coach _____ David Macias
 Alma Mater _____ Vanderbilt, 2008

HISTORY

All-Time Record _____ 2,288-1,749-33 (120th year)
 All-Time SEC Record _____ 705-914-10 (71st year)
 SEC Titles _____ 6 (1973, '74, '80, '07, '11, '13)
 SEC Tournament Titles _____ 4 (1973, '74, '80, '07)
 All-time SEC Tournament Record _____ 47-36
 NCAA Tournament Appearances _____ 16
 _____ (1973, '74 '80, '04, '06, '07, '08,
 _____ '09, '10, '11, '12, '13, '14, '15, '16, '17)
 All-time NCAA Tournament Record _____ 54-36
 NCAA Super Regional Appearances _____ 7
 _____ (2004, '10, '11, '13, '14, '15, '17)
 College World Series Appearances _____ 3
 _____ (2011, '14, '15)
 National Champions _____ 1 (2014)

VANDY REPRESENTED ENTERING 2018 MLB SEASON

- ★ With the Major League Baseball season underway, Vanderbilt alums look to have another big impact at the highest level. In total, 15 former Vandy players received spring training invites including the 10 below who have made MLB appearances.

| NAME (YEARS AT VU) | MLB TEAM | TIDBT |
|--------------------------|----------------------|--|
| Pedro Alvarez (2006-08) | Baltimore Orioles | Has struck seven home runs with 14 RBIs in 31 games |
| Tyler Beede (2012-14) | San Francisco Giants | In two career MLB starts: 0-1, 8.22 ERA, 7.2 IP, 9 K |
| Walker Buehler (2013-15) | Los Angeles Dodgers | In four starts: 2-1, 1.64 ERA, 22.0 IP, 4 ER, 7 BB, 27 K |
| Ryan Flaherty (2006-08) | Atlanta Braves | In 31 games: Batting .293 (29-for-99) with 12 runs and 10 RBIs |
| Sonny Gray (2009-11) | New York Yankees | In eight starts: 2-3, 6.39 ERA, 38.0 IP, 27 ER, 24 BB, 32 K |
| Mike Minor (2007-09) | Texas Rangers | In seven starts: 3-2, 4.73 ERA, 40.0 IP, 21 ER, 9 BB, 32 K |
| David Price (2005-07) | Boston Red Sox | Saturday at Toronto: Win, 5.1 IP, 5 H, 2 ER, 3 BB, 6 K |
| Dansby Swanson (2013-15) | Atlanta Braves | Entered 10-day disabled list after ranking 10th in NL for hits |
| Drew VerHagen (2012) | Detroit Tigers | Has limited opponents to a .182 average in nine relief outings |
| Carson Fulmer (2013-15) | Chicago White Sox | In eight appearances and seven starts: 2-3, 6.23 ERA, 30.1 IP |

DORES IN THE PRO NOTES

- ★ At least one Dore has been drafted every year since 1991 with a total of 100 players signing professional contracts.
 ★ Vanderbilt is one of only two universities in the nation to produce multiple No. 1 picks with David Price (2007) and Dansby Swanson (2015), joining Arizona State (Rick Monday - 1965, Floyd Bannister - 1968, Bob Horner - 1978).
 ★ Under Corbin, Vanderbilt pro alums have earned **over \$62 million dollars** in signing bonuses.
 ★ Since head coach **Tim Corbin** arrived in 2003, every Vanderbilt starting catcher has been selected in the MLB Draft.
 ★ The Dore have had at least one MLB first round selection on the mound every year in the **Tim Corbin** era.
 ★ Eighty-nine pitchers have been selected in the MLB Draft, including 55 during the **Tim Corbin** era (since 2003).
 ★ Vanderbilt leads the SEC with nine players drafted in the first round over the last decade. The second-closest in that span is Florida and LSU who each have five.
 ★ A total of 145 Commodores have been selected all-time in the MLB Draft including 73 in the first 10 rounds.

HONORING NO. 41 DONNY EVERETT

- ★ Vanderbilt continues to honor the memory of **Donny Everett**, who tragically passed away in a drowning accident the day before the Commodores opened the 2016 NCAA Nashville Regional.
 ★ The Donny Everett Scholarship was established during the 2016 school year. Everett's memory lives on with the display of No. 41 on the field and with the No. 41 flag among the major league players in right field.
 ★ Everett was the 2015 Tennessee Gatorade Player of the Year and one of the highest-rated players in the nation to attend college. He turned down the Milwaukee Brewers as a 29th round draft pick to join Vanderbilt.

TOUGH TESTS ABUNDANT IN 2018

- ★ Vanderbilt plays 12 teams that reached the 2017 NCAA Tournament for a total of 22 games, including Auburn (3), Florida (3), Houston, Kentucky (3), LSU (3), Long Beach State, Louisville, Mississippi State (3), Sam Houston State, TCU, Tennessee Tech and UCLA. Of the 12 teams, eight reached the NCAA Super Regionals.
 ★ The schedule also includes 18 games against squads that racked up 40-plus victories a season ago:

| 2018 Opponent | '17 Record | NCAA Round | '18 Result (7-8) |
|-----------------------|------------|----------------|--------------------------------------|
| Florida (3) | 52-19 | CWS Champions | Loss, 8-4; Loss, 10-2; Loss 8-2 |
| Houston (1) | 42-21 | Regional | Win, 9-4 |
| Kentucky (3) | 43-23 | Super Regional | |
| Long Beach State (1) | 42-20-1 | Super Regional | Loss, 4-3 |
| Louisville (1) | 53-12 | CWS | Loss, 8-4 |
| LSU (3) | 52-20 | CWS Finals | Win, 4-2; Loss, 6-2; Win 1-0 (7 inn) |
| Mississippi State (3) | 40-27 | Super Regional | Win, 5-0; Win, 10-1; Win, 4-3 |
| Sam Houston State (1) | 44-23 | Super Regional | Loss, 7-6 (10 inn) |
| TCU (1) | 50-18 | CWS | Win, 7-4 |
| Tennessee Tech (1) | 41-21 | Regional | Loss, 6-4 |

VANDY SLATED FOR 12 NATIONAL TV APPEARANCES

- ★ Vanderbilt will not be hard to find this season as the Commodores will be televised nationally 12 times on the ESPN family of networks. Another 28 matchups will be streamed via the SEC Network+.

| | | | | |
|----------|----------------------|-----------|-------|------------------|
| March 16 | at Mississippi State | 6 p.m. | SECN | Win, 5-0 |
| March 23 | LSU | 8 p.m. | ESPNU | Win, 4-2 |
| March 24 | LSU | 7:30 p.m. | ESPNU | Loss, 6-2 |
| March 25 | LSU | 12 p.m. | ESPN2 | Win, 1-0 |
| March 31 | at Florida | 11 a.m. | ESPNU | Loss, 10-2 |
| April 1 | at Florida | 11 a.m. | SECN | Loss, 8-2 |
| April 5 | Georgia | 6 p.m. | ESPNU | Loss, 3-2 |
| April 15 | Ole Miss | 12 p.m. | ESPNU | Win, 8-7 (8 inn) |
| April 15 | Ole Miss | 4 p.m. | ESPNU | Win, 8-7 (7 inn) |
| April 19 | at Missouri | 7 p.m. | ESPNU | Loss, 2-1 |
| May 1 | Louisville | 6 p.m. | SECN | Loss, 8-4 |
| May 13 | at Tennessee | 11 a.m. | SECN | Loss, 8-7 |

WEEKEND REVIEW: DORES TAKE SERIES AT TENNESSEE

- ★ **May 11, 2018** - Vanderbilt connected on three home runs, including a pair from **Stephen Scott**, and held off a furious Tennessee rally for a 7-6 series-opening victory on Friday night at Lindsey Nelson Stadium.
- ★ **May 12, 2018** - Vanderbilt silenced Tennessee during the middle innings and tacked on a trio of insurance runs late to defeat the Volunteers, 7-2, and clinch the series on Saturday night. **Stephen Scott**, who had two home runs in Vandy's series-opening win Friday, clubbed his third of the series on a 3-1 pitch with the bases empty in the sixth. **Patrick Raby** retired 12 of his final 14 batters faced without allowing a hit.
- ★ **May 13, 2018** - Vanderbilt erased an early four-run deficit but could not replicate the magic late as Tennessee struck for three runs in the sixth to overtake the Commodores and salvage the series finale with an 8-7 win on Sunday. Vandy sent all nine batters to the plate, scoring six runs in the fourth inning, but the bullpen could not hold the advantage.

COMMODORES PACE THE SEC SINCE 2006

- ★ Vanderbilt has paced the Southeastern Conference in several categories since the start of the 2006 season. During that span, the Commodores rank first in overall wins (566) and NCAA Tournament wins (48). Vandy is tied with Florida and South Carolina for a league-leading six NCAA Super Regional appearances since 2006.

| Rank | Team | Overall Wins | Rank | Team | NCAA Tournament Wins |
|------|----------------|--------------|------|-------------------|----------------------|
| 1. | Vanderbilt | 566 | 1. | Vanderbilt | 48 |
| 2. | LSU | 523 | t-2. | Florida | 46 |
| 3. | South Carolina | 518 | t-2. | LSU | 46 |
| 4. | Florida | 494 | 4. | South Carolina | 45 |
| 5. | Arkansas | 464 | 5. | Mississippi State | 24 |

NOTABLE SUCCESS FROM 2007-17

- ★ The Commodores reined in a new era of dominance in 2007, posting a 54-13 record and impressive 22-8 mark in SEC play. The 2007 team set a school record for wins (54) while winning the SEC regular season and tournament titles. Below is a look at a pair of notable categories since the start of that season.

| Rank | Team | First-Round Draft Picks | Rank | Team | College World Series |
|------|------------|-------------------------|------|----------------|----------------------|
| 1. | Vanderbilt | 9 | 1. | Florida | 4 |
| t-2. | Florida | 5 | t-2. | Vanderbilt | 3 |
| t-2. | LSU | 5 | t-2. | LSU | 3 |
| 4. | Arkansas | 4 | t-2. | South Carolina | 3 |
| 5. | Tennessee | 3 | t-2. | Arkansas | 3 |

UP NEXT IN THE SEC: DORES HOST KENTUCKY

- ★ Vanderbilt and Kentucky square off for the 250th time in the history of the two programs on Thursday at Hawkins Field.
- ★ The Wildcats lead the all-time series 121-125-3 since the two programs began playing in the 1924 season.
- ★ Since head coach **Tim Corbin** arrived to Vandy in 2003, Vandy boasts a 28-16 lead in the series.
- ★ Kentucky took 2-of-3 a season ago with the Black and Gold winning the finale, 6-4.

TREND SETTERS

- ★ Vanderbilt has displayed a consistent ability on the base paths and striking out hitters. The Commodores are first in stolen bases and second in strikeouts per nine innings this season. Vandy has finished first or second in the league four times over the last six years in stolen bases while leading the SEC in strikeouts-per-nine-innings twice in the last four years.

| Year | SEC Rank | Stolen Bases | Year | SEC Rank | Strikeouts per Nine Inn. |
|------|----------|--------------|------|----------|--------------------------|
| 2018 | 1st | 90 | 2018 | 2nd | 9.6 |
| 2017 | 7th | 54 | 2017 | 8th | 8.8 |
| 2016 | 3rd | 88 | 2016 | 3rd | 9.7 |
| 2015 | 2nd | 106 | 2015 | 1st | 9.6 |
| 2014 | 1st | 120 | 2014 | 1st | 8.9 |
| 2013 | 1st | 139 | 2013 | 2nd | 7.9 |
| 2012 | 2nd | 92 | 2012 | 8th | 7.4 |

THE SEC: IT JUST MEANS MORE

- ★ The Southeastern Conference has sent 58 teams to the College World Series since 1990 with Vanderbilt doing its part to represent the league in 2011, 2014 and 2015. The league has now appeared in the College World Series in 32 of the last 33 years including appearances by 18 teams in the last seven years.
- ★ In 2017, the SEC tied its own national record with six teams competing in the NCAA Super Regionals. The Commodores were among the field as part of the NCAA Corvallis Super Regional.
- ★ A total of 11 SEC student-athletes were selected on the first day of the 2017 Major League Baseball Draft including Vandy right-handed pitcher Kyle Wright (1st round/5th overall) and outfielder Jeren Kendall (1st round/23rd overall).

TRIO OF FRESHMEN EARN SEC HONORS

- ★ Three Vanderbilt freshmen have received Southeastern Conference weekly honors this season. **Jayson Gonzalez** was tabbed SEC Freshman of the Week on March 12, **Mason Hickman** earned SEC Pitcher of the Week on March 26 and **Austin Martin** was recognized as SEC Freshman of the Week on April 16.
- ★ Gonzalez, a Covina, Calif., native batted .364 with five RBIs in three games during Vandy's West Coast trip. He accounted for all three of VU's RBIs at Long Beach State. Hickman received his accolade after tossing a seven-inning complete-game shutout against LSU. Martin's honor came after hitting .462 in four games including a series win against Ole Miss.

2018 SEC STANDINGS

| SEC - EAST | SEC | PCT. | GB | ALL | PCT. |
|------------------------|--------------|--------------|------------|--------------|--------------|
| Florida [^] * | 20-7 | 0.741 | -- | 41-12 | 0.774 |
| Georgia* | 16-11 | 0.593 | 4.0 | 35-16 | 0.686 |
| South Carolina* | 15-12 | 0.556 | 5.0 | 30-21 | 0.588 |
| Kentucky* | 13-14 | 0.481 | 7.0 | 33-18 | 0.647 |
| Vanderbilt* | 13-14 | 0.481 | 7.0 | 27-24 | 0.529 |
| Tennessee | 11-16 | 0.407 | 9.0 | 28-25 | 0.528 |
| Missouri | 10-17 | 0.370 | 10.0 | 31-20 | 0.608 |

| SEC - WEST | SEC | PCT. | GB | ALL | PCT. |
|-------------------|-------|-------|------|-------|-------|
| Arkansas* | 17-10 | 0.630 | -- | 36-15 | 0.706 |
| Ole Miss* | 16-11 | 0.593 | 1.0 | 39-13 | 0.750 |
| LSU* | 14-13 | 0.519 | 3.0 | 31-21 | 0.596 |
| Auburn* | 13-14 | 0.481 | 4.0 | 35-17 | 0.673 |
| Texas A&M* | 12-15 | 0.444 | 5.0 | 34-17 | 0.667 |
| Mississippi State | 12-15 | 0.444 | 5.0 | 28-24 | 0.538 |
| Alabama | 7-20 | 0.259 | 10.0 | 26-27 | 0.491 |

* clinched SEC Tournament berth

[^] clinched at least share of SEC regular season title

SEC MIDWEEK SCHEDULE
(ALL TIMES CENTRAL)

TUESDAY, MAY 15

| | |
|--------------------------------|-----------|
| Presbyterian at Georgia | 5:00 p.m. |
| Auburn at Troy | 6:00 p.m. |
| USC Upstate at South Carolina | 6:00 p.m. |
| Indiana State at Missouri | 6:00 p.m. |
| Kentucky at Murray State | 6:00 p.m. |
| Northwestern State at LSU | 6:30 p.m. |
| Middle Tennessee at Vanderbilt | 6:30 p.m. |
| Sam Houston State at Texas A&M | 6:30 p.m. |
| Ole Miss at Arkansas State | 6:30 p.m. |

SEC PLAYERS OF THE WEEK
(VANDERBILT PLAYERS)

2018 SEASON

| | | |
|----------------|----------|-----------------|
| April 16, 2018 | Freshman | Austin Martin |
| March 26, 2018 | Pitcher | Mason Hickman |
| March 12, 2018 | Freshman | Jayson Gonzalez |

TUESDAY PROBABLE STARTER



#21 TYLER BROWN

★ Freshman ★ RHP ★ 6-4 ★ 242

★ Ashland, Ohio ★ Olentangy Orange HS

★ LAST START: First career start

★ 2018 SEASON: 1-3, 5.40 ERA, 16 APP, 0 GS, 3 SV, 26.2 IP, 31 H, 16 R, 16 ER, 6 BB, 32 K

★ CAREER: Same

THOUGHTS FROM HEAD COACH TIM CORBIN

"Tyler is strong, fearless and competitive. He has worked through several hurdles in his young life that will only enhance his ability to succeed at this level. He is a survivor in every way. His pitching skill set is good and I like the way he attacks the strike zone. His growth in the early spring will dictate what role he will have for this team."

TODAY'S START:

... is making first collegiate start and 17th overall appearance
 ... tied for second on the team with 16 total appearances
 ... becomes the third Vanderbilt true freshman to start a game this season, joining Jake Eder, Mason Hickman
 ... is making his second appearance vs. Middle Tennessee
 ... April 3 vs. Middle Tennessee: 2.0 IP, 3 H, 1 R, 1 ER, 1 BB, 1 K

2018 AT A GLANCE

... has allowed just one extra-base hit in his last six outings (7.2 IP)
 ... has walked just two batters in his last eight outings (10.0 IP)
 ... has not walked more than one batter in an outing this season
 ... has struck out at least one batter in 12 of his 16 appearances
 ... tied with Zach King for the team lead with three saves
 ... struck out six Mississippi State batters in four scoreless frames (3/18)
 ... struck out six UMass-Lowell batters in four scoreless frames (2/25)

HIGH SCHOOL

... drafted in the 26th round by the Cincinnati Reds in the 2017 MLB Draft
 ... as a senior, helped Olentangy Orange High School to its first Ohio state baseball tournament appearance
 ... named first-team all-Ohio and first-team all-conference as a senior
 ... played summer ball for the Midland Redskins who won the 2017 Connie Mack World Series



SEASON/CAREER HIGHS

Innings Pitched _____ 4.0, 2x, last at Mississippi State (3/18/18)
 Hits: _____ 6, at Florida (3/31/18)
 Strikeouts: _____ 6, 2x, last at Mississippi State (3/18/18)
 Walks: _____ 1, 6x, last at Tennessee (5/12/18)
 Runs: _____ 6, at Florida (3/31/18)
 Earned Runs: _____ 6, at Florida (3/31/18)
 Home Runs: _____ 1, 3x, last at Florida (3/31/18)
 Pitches: _____ 61, vs. UMass-Lowell (2/25/18)

CAREER STATS

| YEAR | ERA | W-L | APP | GS | CG | SHO | SV | IP | H | R | ER | BB | SO | 2B | 3B | HR | BF | BAvg | WP | HBP | BK | SFA | SHA |
|--------------|-------------|------------|-----------|----------|----------|------------|----------|-------------|-----------|-----------|-----------|----------|-----------|----------|----------|----------|------------|-------------|----------|----------|----------|----------|----------|
| 2018 | 5.40 | 1-3 | 16 | 0 | 0 | 0/0 | 3 | 26.2 | 31 | 16 | 16 | 6 | 32 | 6 | 0 | 3 | 118 | .287 | 1 | 2 | 0 | 2 | 0 |
| TOTAL | 5.40 | 1-3 | 16 | 0 | 0 | 0/0 | 3 | 26.2 | 31 | 16 | 16 | 6 | 32 | 6 | 0 | 3 | 118 | .287 | 1 | 2 | 0 | 2 | 0 |

2018 GAME-BY-GAME STATS

| Date | OPPONENT | GS | IP | H | R | ER | BB | SO | 2B | 3B | HR | WP | BK | HBP | IBB | Final | W-L | SV | ERA | NP |
|---------------|-------------------|----------|-------------|-----------|-----------|-----------|----------|-----------|----------|----------|----------|----------|----------|----------|----------|--------------|------------|----------|-------------|-----------|
| Feb 17 | DUKE | | 3.0 | 2 | 2 | 2 | 0 | 5 | 0 | 0 | 1 | 0 | 0 | 0 | 0 | 4-5 | 0-0 | 0 | 6.00 | 40 |
| Feb 25 | UMASS-LOWELL | | 4.0 | 1 | 0 | 0 | 0 | 6 | 0 | 0 | 0 | 0 | 0 | 0 | 0 | 9-2 | 1-0 | 0 | 2.57 | 61 |
| Mar 02 | Sam Houston State | | 0.2 | 2 | 2 | 2 | 0 | 0 | 0 | 0 | 1 | 0 | 0 | 0 | 0 | 6-7 | 1-1 | 0 | 4.70 | 11 |
| Mar 04 | Houston | | 1.0 | 1 | 0 | 0 | 0 | 1 | 1 | 0 | 0 | 0 | 0 | 0 | 0 | 9-4 | 1-1 | 0 | 4.15 | 14 |
| Mar 09 | UCLA | | 2.0 | 3 | 0 | 0 | 1 | 4 | 0 | 0 | 0 | 0 | 0 | 0 | 0 | 6-3 | 1-1 | 1 | 3.38 | 54 |
| Mar 18 | Mississippi State | | 4.0 | 2 | 0 | 0 | 1 | 6 | 0 | 0 | 0 | 0 | 0 | 0 | 0 | 4-3 | 1-1 | 2 | 2.45 | 60 |
| Mar 31 | Florida | | 0.0 | 6 | 6 | 6 | 1 | 0 | 2 | 0 | 1 | 0 | 0 | 0 | 0 | 2-10 | 1-1 | 2 | 6.14 | 23 |
| Apr 03 | Middle Tennessee | | 2.0 | 3 | 1 | 1 | 1 | 1 | 0 | 0 | 0 | 0 | 0 | 0 | 0 | 3-4 | 1-2 | 2 | 5.94 | 37 |
| Apr 07 | GEORGIA | | 2.1 | 0 | 0 | 0 | 0 | 4 | 0 | 0 | 0 | 0 | 0 | 0 | 0 | 8-3 | 1-2 | 3 | 5.21 | 30 |
| Apr 15 | OLE MISS-1 | | 1.0 | 2 | 2 | 2 | 0 | 0 | 1 | 0 | 0 | 0 | 0 | 1 | 0 | 8-7 | 1-2 | 3 | 5.85 | 5 |
| Apr 19 | Missouri | | 1.0 | 0 | 0 | 0 | 0 | 0 | 0 | 0 | 0 | 0 | 0 | 0 | 0 | 1-2 | 1-2 | 3 | 5.57 | 10 |
| Apr 20 | Missouri | | 0.1 | 0 | 0 | 0 | 0 | 1 | 0 | 0 | 0 | 0 | 0 | 0 | 0 | 1-3 | 1-2 | 3 | 5.48 | 6 |
| Apr 27 | SOUTH CAROLINA | | 0.1 | 2 | 1 | 1 | 0 | 1 | 0 | 0 | 0 | 0 | 0 | 1 | 0 | 7-8 | 1-3 | 3 | 5.82 | 19 |
| May 05 | Auburn | | 2.0 | 2 | 1 | 1 | 1 | 1 | 0 | 0 | 0 | 1 | 0 | 0 | 0 | 5-11 | 1-3 | 3 | 5.70 | 36 |
| May 08 | TENNESSEE TECH | | 2.0 | 4 | 1 | 1 | 0 | 1 | 1 | 0 | 0 | 0 | 0 | 0 | 0 | 4-6 | 1-3 | 3 | 5.61 | 47 |
| May 12 | Tennessee | | 1.0 | 1 | 0 | 0 | 1 | 1 | 0 | 0 | 0 | 0 | 0 | 0 | 0 | 7-2 | 1-3 | 3 | 5.40 | 21 |
| Totals | | 0 | 26.2 | 31 | 16 | 16 | 6 | 32 | 6 | 0 | 3 | 1 | 0 | 2 | 0 | 84-80 | 1-3 | 3 | 5.40 | -- |

DORES RANKED TOP 10 PRESEASON ONCE AGAIN

- ★ For an eighth-straight season, Vanderbilt was situated in the Top 10 rankings during the preseason. The Commodores dropped out of the Top 25 for the first time this season last week after going 0-4.
- ★ The preseason rankings follow the Commodores' fourth NCAA Super Regional appearance in five seasons a year ago. Vandy concluded 2017 ranked as high as No. 6 per Baseball America.

WHAT'S BACK IN 2018: OFFENSE

- ★ The Dorens bring back five position players who started at least 50 percent of the games (31 of 62) for last season's NCAA Super Regional team — **Julian Infante** (62), **JJ Bleday** (48), **Ethan Paul** (52), **Connor Kaiser** (59) and **Stephen Scott** (31). Players **Harrison Ray** (17) and **Alonzo Jones** (25) started at least 10.

| Category | '18 Ret. | '17 Total | Pct. Back |
|----------------|----------|-----------|-----------|
| Runs Batted In | 176 | 379 | 46.4% |
| Doubles | 60 | 114 | 52.6% |
| Triples | 6 | 17 | 35.2% |
| Home Runs | 22 | 51 | 43.1% |
| Hits | 299 | 599 | 49.9% |
| At Bats | 1158 | 2141 | 54.0% |
| Runs | 213 | 409 | 52.0% |
| Stolen bases | 17 | 54 | 31.4% |

WHAT'S BACK IN 2018: PITCHING

- ★ The Commodores bring back seven pitchers with experience from last season. Four pitchers logged starts on the mound in 2017 — **Patrick Raby** (16), **Drake Fellows** (10), **Chandler Day** (12) and **Maddux Conger** (3).

| Category | '18 Ret. | '17 Total | Pct. Back |
|-----------------|----------|-----------|-----------|
| Appearances | 116 | 213 | 54.4% |
| Victories | 25 | 36 | 69.4% |
| Starts | 41 | 62 | 66.1% |
| Strikeouts | 307 | 544 | 56.4% |
| Innings Pitched | 326.1 | 558.2 | 58.4% |
| Saves | 1 | 12 | 8.3% |

VANDERBILT IN NATIONAL RANKINGS

| DATE | BA | NCBWA | CB | USA | D1 | PG |
|---------|----|-------|----|-----|----|----|
| PS | 18 | 15 | 6 | 10 | 14 | NR |
| Feb. 19 | 18 | 11 | 6 | 10 | 13 | 23 |
| Feb. 26 | 18 | 10 | 5 | 10 | 12 | 17 |
| Mar. 5 | 21 | 14 | 10 | 14 | 15 | 19 |
| Mar. 12 | 14 | 14 | 11 | 13 | 13 | 15 |
| Mar. 19 | 9 | 8 | 5 | 7 | 8 | 11 |
| Mar. 26 | 8 | 9 | 4 | 8 | 8 | 10 |
| Apr. 2 | 14 | 16 | 17 | 16 | 15 | 15 |
| Apr. 9 | 14 | 16 | 20 | 16 | 15 | 15 |
| Apr. 16 | 6 | 11 | 9 | 12 | 10 | 11 |
| Apr. 23 | 11 | 17 | 12 | 17 | 17 | 13 |
| Apr. 30 | 17 | 24 | 15 | 21 | 23 | 18 |
| May 7 | NR | RV | NR | RV | NR | NR |
| May 14 | NR | NR | NR | RV | NR | NR |

NATIONAL POLLS


BA _____ Baseball America
 CB _____ Collegiate Baseball
 NCBWA _____ National Collegiate Baseball Writers Association
 USA _____ USA Today Coaches
 PG _____ Perfect Game
 D1 _____ D1Baseball.com

HIGHEST RANKING THIS SEASON

Poll _____ Date _____ Ranking _____
 Collegiate Baseball _____ March 26 _____ 4

NATIONAL RANKINGS

| BASEBALL AMERICA (May 14) | COLLEGIATE BASEBALL (May 14) | NCBWA (May 14) | USA TODAY COACHES (May 14) | PERFECT GAME (April 14) | D1BASEBALL (May 14) |
|------------------------------|---------------------------------|----------------------|-------------------------------|----------------------------|------------------------|
| 1. Florida | 1. Florida | 1. Florida | 1. Florida | 1. Florida | 1. Florida |
| 2. Oregon State | 2. Oregon State | 2. Oregon State | 2. Oregon State | 2. Oregon State | 2. Oregon State |
| 3. Stanford | 3. Stanford | 3. Stanford | 3. Stanford | 3. NC State | 3. Stanford |
| 4. Ole Miss | 4. Clemson | 4. NC State | 4. NC State | 4. Stanford | 4. NC State |
| 5. Arkansas | 5. Arkansas | 5. Arkansas | 5. Ole Miss | 5. Clemson | 5. Ole Miss |
| 6. North Carolina | 6. North Carolina | 6. Ole Miss | 6. Arkansas | 6. Ole Miss | 6. Arkansas |
| 7. NC State | 7. NC State | 7. Clemson | 7. Clemson | 7. Arkansas | 7. North Carolina |
| 8. Duke | 8. Georgia | 8. North Carolina | 8. North Carolina | 8. Duke | 8. Clemson |
| 9. Clemson | 9. Duke | 9. Duke | 9. Duke | 9. East Carolina | 9. East Carolina |
| 10. Texas Tech | 10. Ole Miss | 10. East Carolina | 10. East Carolina | 10. Texas Tech | 10. Duke |
| 11. Minnesota | 11. South Carolina | 11. Florida State | 11. Texas Tech | 11. North Carolina | 11. Florida State |
| 12. Georgia | 12. St. John's | 12. Minnesota | 12. Florida State | 12. Minnesota | 12. Minnesota |
| 13. East Carolina | 13. Southern Miss | 13. Southern Miss | 13. Georgia | 13. Southern Miss | 13. Stetson |
| 14. Florida State | 14. Oklahoma State | 14. Texas Tech | 14. Southern Miss | 14. Texas | 14. Southern Miss |
| 15. Texas | 15. Minnesota | 15. Stetson | 15. Minnesota | 15. Florida State | 15. Texas Tech |
| 16. Coastal Carolina | 16. Texas | t-16. Georgia | 16. Texas | 16. Kentucky | 16. Georgia |
| 17. UCLA | 17. Michigan | t-16. Tennessee Tech | 17. Stetson | 17. Stetson | 17. Texas |
| 18. Southern Miss | 18. Tennessee Tech | 18. Texas | 18. UCLA | 18. Tennessee Tech | 18. UCLA |
| 19. Kentucky | 19. Texas Tech | 19. UCLA | 19. Kentucky | 19. Indiana | 19. Kentucky |
| 20. Houston | 20. Houston | 20. Kentucky | 20. Coastal Carolina | 20. Georgia | 20. Tennessee Tech |
| 21. Stetson | 21. East Carolina | 21. East Carolina | 21. Tennessee Tech | 21. Dallas Baptist | 21. Coastal Carolina |
| 22. Tennessee Tech | 22. Florida State | 22. UCONN | 22. Auburn | 22. Auburn | 22. Houston |
| 23. South Carolina | 23. Stetson | 23. Auburn | 23. UCONN | 23. UCLA | 23. UCONN |
| 24. Auburn | 24. Coastal Carolina | 24. Houston | 24. Oklahoma State | 24. South Florida | 24. Oklahoma State |
| 25. Oklahoma State | 25. Louisville | 25. Oklahoma | 25. Houston | 25. UCONN | 25. South Carolina |
| | 26. Oklahoma | 26. Louisville | | | |
| | 27. Baylor | 27. Texas A&M | | | |
| | 28. LSU | 28. Florida Atlantic | | | |
| | 29. Missouri State | t-29. St. John's | | | |
| | 30. Cal State Fullerton | t-29. South Carolina | | | |



HAWKINS FIELD

TOP-10 ATTENDANCE MARKS - SINGLE GAME

| | Attendance | Opponent | Date |
|----|------------|-------------------------------|----------------|
| 1. | 3,700 | Tennessee | May 16, 2009 |
| | | Tennessee | May 15, 2009 |
| | | Florida | April 4, 2009 |
| 4. | 3,693 | Arkansas | May 22, 2010 |
| 5. | 3,645 | Tennessee | April 29, 2011 |
| 6. | 3,626 | 24 games - most recent listed | |
| | | Florida | April 15, 2017 |
| | | Florida | April 14, 2017 |
| | | Auburn | May 21, 2016 |
| | | Kentucky | April 17, 2016 |
| | | Kentucky | April 16, 2016 |
| | | South Carolina | April 2, 2016 |

TOP 3-GAME SERIES ATTENDANCE

| | Attendance | Opponent | Dates |
|-----|------------|-------------------|------------------------|
| 1. | 10,878 | Florida | May 7-9, 2015 |
| | | Stanford* | June 6-8, 2014 |
| 3. | 10,661 | Tennessee | March 27-29, 2015 |
| 4. | 10,640 | Kentucky | April 15-17, 2016 |
| 5. | 10,636 | South Carolina | March 31-April 2, 2016 |
| 6. | 10,582 | Mississippi State | March 18-20, 2016 |
| 7. | 10,528 | Georgia | April 29-May 1, 2016 |
| 8. | 10,400 | Florida | April 13-15, 2017 |
| 9. | 10,338 | Tennessee | May 14-16, 2009 |
| 10. | 10,277 | Ole Miss | April 9-11, 2015 |

^ - NCAA Regional * - NCAA Super Regional

HAWKINS FIELD FACTS

- ★ Officially dedicated April 27, 2002
- ★ Capacity (3,626) – 2,200 chairback seats; 1,426 bleacher seats
- ★ Dimensions: LF-310; CF-400; RF-330; Alleys-375
- ★ Since 2007 Vanderbilt is 323-98-1 (.766) at Hawkins Field.
- ★ There have been 110 total sellouts in the stadium's history.
- ★ .732 all-time VU winning percentage (430-157-1) at The Hawk.

YEARLY ATTENDANCE - NCAA RANKINGS

| YEAR | DATES | TOTAL | RANK | AVERAGE |
|------|-------|---------|------|---------|
| 2014 | 40 | 112,426 | 23rd | 2,811 |
| 2015 | 32 | 91,144 | 21st | 2,848 |
| 2016 | 36 | 110,239 | 17th | 3,062 |
| 2017 | 33 | 92,286 | 24th | 2,797 |

MISCELLANEOUS RECORDS

- ★ Most Wins in a Season _____ 34 (2007, 2013)
- ★ Longest Win Streak _____ 15 games (2/18-3/16/07)
- ★ Longest Game (Time) _____ 5:33 vs. Louisville (5/11/10)
- ★ Longest Game (Innings) _____ 17.0 vs. Louisville (5/11/10)

A BRIEF RUN DOWN: HAWKINS FIELD

Hawkins Field serves as the home of the Vanderbilt Commodores and with recently completed facilities it stands as one of the top college baseball parks in the country. Now in its 16th season of existence, greets fans with chairback seats close to the field of play with bleacher seating in the outfield.

Nestled alongside Vanderbilt Stadium and Memorial Gymnasium on the west end of campus, the ballpark was constructed as the Commodores' first baseball-only facility in school history. It was built near the exact location of McGugin Field, which served as baseball's home field for 76 years and part-time football practice field.



THE TIM CORBIN FILE

Personal

Tim Carter Corbin

____ Born: Aug. 5, 1961, at Wolfeboro, N.H.

____ Hometown: Wolfeboro, N.H.

____ Family: Maggie (wife), daughters Molly and Hannah

Education

Ohio Wesleyan

____ Master of Arts in Athletic Administration, 1986

____ Bachelor of Arts in Physical Education, 1984

Playing Experience

Ohio Wesleyan

____ Four-year letterman as an infielder and catcher

Coaching Experience

Vanderbilt Commodores

Head Coach (2003-present)

____ 673-339-1 record (.664)

____ Highest winning % all-time among VU coaches

____ All-time winningest coach in program history

____ 2014 College World Series Champions

____ 2014 national coach of the year

____ 2015 College World Series Runner-Up

____ Three CWS Appearances (2011, 2014, 2015)

____ 12-Straight NCAA Tournament appearances

____ Record-setting 26 SEC wins in 2013

____ 55 pitchers taken in MLB Draft during Corbin era

____ 15 First-Round MLB Draft picks in Corbin era

____ D1Baseball.com's No. 1 program in 2015

____ D1Baseball.com's No. 2 program in 2017

____ 2007 SEC regular season and tournament champs

____ Three SEC regular season titles (2007, 2011, 2013)

Clemson Tigers

Associate Head Coach (2001-02)

Assistant Head Coach (1998-01)

Assistant Coach (1994-98)

____ Fourth-winningest program nationally from 1994-02

____ Nine NCAA Tournament appearances

____ Four CWS appearances (1995, 1996, 2000, 2002)

____ Recruited nine-straight top-25 Classes

____ 20 players earned All-America status

Presbyterian Blue Hose

Head Coach (1988-93)

____ Led restart of dormant program

____ Led transition from NAIA to NCAA Division II

____ 106-138 overall record

Wofford

Assistant Coach (1987)

Ohio State Buckeyes

Graduate Assistant Coach (1985-86)



In his 16th season at Vanderbilt, Tim Corbin has transformed Vanderbilt into one of the national powers of college baseball and taken the program to unprecedented success winning the school's first-ever men's national title in 2014.

Corbin's owns a 673-339-1 (.664) at Vanderbilt and became the program's all-time winningest coach on March 4. He is also first in winning percentage for coaches with 100 games or more.

Under Corbin, Vanderbilt boasts the Southeastern Conference's longest streak of consecutive NCAA Tournament appearances at 12. The Does have advanced to a Super Regional in four of the last five years.

In 2015, Vanderbilt returned to the College World Series for the third time in five years with team's fourth 50-win season in the last four making it back to the CWS Finals before losing in three games to Virginia. The Does captured the SEC East with a 20-10 mark.

The 2014 Commodores topped Virginia in the College World Series finals in three games to claim the title in just the Does' second trip to Omaha. For the third time in four years Vandy hosted NCAA Regionals and Super Regionals, topping Oregon in the Regional final and Stanford in the Super Regionals.

Vanderbilt's 2013 team was one for the ages as the Commodores matched the school record with a 54-12 record and smashed the SEC record with a 26-3 mark to win the league title.

| Year | Overall | Conf. | Place | Home | Road | Neutral | SEC Tourn | NCAA |
|---------------|------------------|------------------|-----------|------------------|----------------|--------------|--------------|--------------|
| 2003 | 27-28 | 14-16 | T-6th | 19-10 | 6-14 | 2-4 | 0-2 | -- |
| 2004 | 45-19 | 16-14 | 7th | 28-5 | 11-11 | 6-3 | 3-1 | 3-2 |
| 2005 | 34-21 | 13-17 | 8th | 23-12 | 11-9 | 0-0 | -- | -- |
| 2006 | 38-27 | 16-14 | 6th | 23-12 | 10-11 | 5-4 | 3-2 | 2-2 |
| 2007 | 54-13 | 22-8 | 1st | 34-4 | 12-8 | 8-1 | 5-1 | 3-2 |
| 2008 | 41-22 | 15-14 | T-4th | 22-9 | 12-9 | 7-4 | 3-2 | 1-2 |
| 2009 | 37-27 | 12-17 | 8th | 22-11 | 10-14 | 5-3 | 3-1 | 3-2 |
| 2010 | 46-20 | 16-12 | 5th | 27-6 | 13-11 | 6-3 | 1-2 | 5-3 |
| 2011 | 54-12 | 22-8 | T-1st | 33-4 | 16-5 | 5-3 | 3-1 | 7-2 |
| 2012 | 35-28 | 16-14 | T-5th | 22-12 | 7-13 | 6-3 | 5-1 | 2-2 |
| 2013 | 54-12 | 26-3 | 1st | 34-7 | 17-3 | 3-2 | 3-2 | 3-3 |
| 2014 | 51-21 | 17-13 | 6th | 31-10 | 13-7 | 7-4 | 1-2 | 10-3 |
| 2015 | 51-21 | 20-10 | 2nd | 28-8 | 15-7 | 8-6 | 3-2 | 9-2 |
| 2016 | 43-19 | 18-12 | 6th | 31-7 | 9-10 | 3-2 | 2-2 | 0-2 |
| 2017 | 36-25-1 | 15-13-1 | 6th | 21-11-1 | 10-12 | 5-2 | 0-1 | 3-3 |
| 2018 | 27-24 | 13-14 | -- | 18-9 | 7-11 | 2-4 | -- | -- |
| Career | 673-339-1 | 271-199-1 | -- | 416-137-1 | 179-155 | 78-48 | 35-22 | 51-30 |

ASSISTANT COACHES



SCOTT BROWN
Assoc. Head Coach



MIKE BAXTER
Assistant Coach



DAVID MACIAS
Volunteer Assistant

2018 BATTER NOTES

9 ★ Garrett Blaylock ★ Freshman

Overall: .261 • Home: .273 (3-11) • Last 10: .231 (3-13) • Reached Base Streak: 1G

IF ★ T.C. Roberson HS ★ Asheville, N.C.

HITTING CAREER HIGHS

Hits: _____ 1, 6x, last at Tennessee (5/13/18)
 Runs: _____ 2, vs. Presbyterian (2/21/18)
 RBI: _____ 2, vs. UMass-Lowell (2/23/18)
 Walks: _____
 HRs: _____
 Strikeouts: _____ 2, at Auburn (5/5/18)
 Stolen Bases: _____

TENNESSEE SERIES: 1.000 (1-for-1)

- ★ Provided a pinch-hit single in the ninth inning on Sunday at Tennessee
- ★ Made his first-career start on May 5 at Auburn
- ★ In three-career starts has record two hits with as many RBIs
- ★ Entered the game on April 5 against Georgia as a pinch runner
- ★ Is batting .333 (4-for-12) with runners in scoring position
- ★ Drove in a season-high two runs in a 1-for-1 performance vs. UMass-Lowell on Feb. 23
- ★ Lettered four years at T.C. Roberson High School
- ★ Helped the Rams to a North Carolina State Championship as a senior
- ★ State championship MVP and Co-Conference Player of the Year as a senior

51 ★ JJ Bleday ★ Sophomore

Overall: .400 • Home: .425 (17-40) • Last 10: .583 (7-12) • Reached Base Streak: 17G

OF ★ A. Crawford Mosley HS ★ Panama City Beach, Fla.

HITTING CAREER HIGHS

Hits: _____ 3, 6x, last at Tennessee (5/13/18)
 Runs: _____ 2, 4x, last at Clemson (6/5/17)
 RBI: _____ 3, 3x, last vs. St. Mary's (3/10/17)
 Walks: _____ 3, 4x, last at Tennessee (5/11/18)
 HRs: _____ 1, 5x, last vs. Houston (3/4/18)
 Strikeouts: _____ 2, 7x, last vs. LSU (3/25/18)
 Stolen Bases: _____ 1, at Mississippi State (3/17/18)

TENNESSEE SERIES: .600 (6-for-10) with three walks, two runs and two RBIs

- ★ Appeared in his first game since March 27 on May 8 vs. Tenn. Tech (oblique injury)
- ★ Since returning from injury on May 8: .583 average (7-for-12), 3 runs, 2 RBIs and 6 walks
- ★ Has reached base in 17-straight games dating to March 4 vs. Houston
- ★ Boasts 11 multi-hit games including nine in his last 18 outings
- ★ Started 48 games and made 51 appearances as a freshman in 2017
- ★ Racked up 56 total bases and drove in 22 RBIs while batting .256 in 2017
- ★ Third team All-American by Rawlings-Perfect Game at A. Crawford Mosley H.S.
- ★ Lettered four years in baseball, two years in golf and two in swimming

5 ★ Philip Clarke ★ Freshman

Overall: .295 • Home: .293 (27-92) • Last 10: .310 (13-42) • Reached Base Streak: 4G

C ★ Christ Presbyterian Academy ★ Franklin, Tenn.

HITTING CAREER HIGHS

Hits: _____ 3, 2x, last vs. Georgia (4/5/18)
 Runs: _____ 2, 4x, last vs. Tennessee Tech (5/8/18)
 RBI: _____ 3, 4x, last vs. Ole Miss (4/15/18)
 Walks: _____ 4, vs. UMass-Lowell (2/23/18)
 HRs: _____ 1, 4x, last vs. Tennessee Tech (5/8/18)
 Strikeouts: _____ 2, 5x, last at Auburn (5/6/18)
 Stolen Bases: _____ 2, vs. UMass-Lowell (2/25/18)

TENNESSEE SERIES: .333 (4-for-12) with two doubles, two walks and a run

- ★ Has appeared in 46 games including 37 starts with 21 of the last 22 at designated hitter
- ★ Boasts 14 multi-hit games and has registered at least one hit in 33 games
- ★ Has recorded a hit in 20 of his last 26 games and reached base in 17 of 19 outings
- ★ Named No. 36 in SEC among D1Baseball.com's top prospects for the 2019 draft
- ★ Lettered four years at Christ Presbyterian Academy in Franklin, Tenn.
- ★ Helped lead the Lions to a runner-up finish in the Tennessee state tournament
- ★ Tennessean Baseball Player of the Year and 2017 Class AA Mr. Baseball as a senior
- ★ Team Tennessee member with teammates Aaron Brown and Mason Hickman in 2016
- ★ Says if he wasn't playing baseball he would be an astronaut

3 ★ Cooper Davis ★ Freshman

Overall: .182 • Home: .182 (2-11) • Last 10: DNP • Reached Base Streak: --

OF ★ St. Aloysius Gonzaga HS ★ Mississauga, Ontario

HITTING CAREER HIGHS

Hits: _____ 1, 2x, last vs. Georgia (4/7/18)
 Runs: _____ 1, 3x, last vs. Georgia (4/7/18)
 RBI: _____ 1, 4x, last vs. Ole Miss (4/13/18)
 Walks: _____ 1, 2x, last vs. Georgia (4/5/18)
 HRs: _____
 Strikeouts: _____ 1, vs. Georgia (4/7/18)
 Stolen Bases: _____ 1, vs. Georgia (4/7/18)

★ Last appearance came on April 27 vs. South Carolina (injury)

- ★ Grounded out in lone pinch-hit at bat during last outing on April 27 vs. South Carolina
- ★ Has made three starts -- all coming since April 5 vs. Georgia
- ★ Has driven in four runs in seven games
- ★ Stole first-career base and went 1-for-3 with one run on April 7 vs. Georgia
- ★ Went 1-for-2 with one run in collegiate debut on Feb. 21 against Presbyterian
- ★ Lettered four years at St. Aloysius Gonzaga in Mississauga, Ontario
- ★ Named Perfect Game Canada/Puerto Rico Region High School Senior first-team
- ★ Played for the Canadian Jr. National U18 Team in 2017

18 ★ Pat DeMarco ★ Freshman**Overall: .286 • Home: .350 (36-103) • Last 10: .250 (10-40) • Reached Base Streak: 3G**

OF ★ Winder-Barrow HS ★ Staten Island, N.Y.

HITTING CAREER HIGHS

Hits: _____ 3, 3x, last vs. Presbyterian (2/20/18)
 Runs: _____ 3, vs. Austin Peay (2/27/18)
 RBI: _____ 4, vs. Houston (3/4/18)
 Walks: _____ 2, 2x, last vs. Georgia (4/7/18)
 HRs: _____ 1, 5x, last vs. South Carolina (4/27/18)
 Strikeouts: _____ 3, 2x, last at Florida (3/30/18)
 Stolen Bases: _____ 2, 2x, last at Tennessee (5/11/18)

TENNESSEE SERIES: .286 (4-for-14) with five RBIs, three runs and a home run
 ★ Leads Vandy with 18-multi-hit games and is tied for first with 10 multi-RBI games
 ★ One of two players to start all 51 games (Ethan Paul)
 ★ Team leader in total bases (90) and is second in hits (57) and RBIs (34)
 ★ Batting .327 (33-for-101) with runners aboard
 ★ Has recorded at least one hit in 15 of his last 21 games
 ★ Named No. 35 in SEC among D1Baseball.com's top prospects for the 2019 draft
 ★ Moved from New York to Georgia in high school to focus on year-round baseball
 ★ High school All-American and Georgia Player of the Year at Winder-Barrow H.S.
 ★ Father played baseball for two years at St. John's University

20 ★ Ty Duvall ★ Sophomore**Overall: .245 • Home: .206 (7-34) • Last 10: .167 (4-24) • Reached Base Streak: --**

C ★ Lebanon HS ★ Lebanon, Ohio

HITTING CAREER HIGHS

Hits: _____ 3, vs. Western Kentucky (3/14/17)
 Runs: _____ 2, vs. South Carolina (4/27/18)
 RBI: _____ 4, vs. Ole Miss (4/15/18)
 Walks: _____ 2, vs. UMass-Lowell (2/23/18)
 HRs: _____ 1, 2x, last vs. South Carolina (4/27/18)
 Strikeouts: _____ 3, at Auburn (5/4/18)
 Stolen Bases: _____ 1, at Missouri (4/21/18)

TENNESSEE SERIES: .000 (0-for-1)
 ★ Has made 13 starts at catcher, one at DH and appeared in 22 games
 ★ Has recorded a combined 13 hits in his last 19 appearances
 ★ Tagged game-winning, three-run double in sixth inning to clinch series vs. Ole Miss
 ★ Made 17 appearances including four starts during 2017 freshman campaign
 ★ Finished with 12 total bases while posting a .516 on-base percentage in 2017
 ★ Four-year letterwinner in baseball at Lebanon High School in Lebanon, Ohio
 ★ Top prospect in the state of Ohio in 2016 according to Perfect Game
 ★ Played summer ball in high school with Andrew Benintendi (Boston Red Sox)

13 ★ Kiambu Fentress ★ Redshirt Sophomore**Overall: .000 • Home: .000 (0-5) • Last 10: .000 (0-0) • Reached Base Streak: --**

OF ★ Ensworth HS ★ Nashville, Tenn.

HITTING CAREER HIGHS

Hits: _____ 1, at Middle Tennessee (4/18/17)
 Runs: _____ 1, 2x, last at Tennessee (4/12/18)
 RBI: _____ 1, vs. Austin Peay (2/27/18)
 Walks: _____
 HRs: _____
 Strikeouts: _____ 1, 2x, last vs. UMass-Lowell (2/23/18)
 Stolen Bases: _____

★ Pinch ran in the ninth and scored one run on Saturday at Tennessee
 ★ Made first appearance since Feb. 27 on April 17 vs. Evansville as pinch runner
 ★ Recorded first-career RBI vs. Austin Peay on Feb. 27
 ★ Has appeared in the outfield in six of his 10 appearances off the bench
 ★ Legged out first-career hit at Middle Tennessee on April 18, 2017
 ★ Did not participate in team activities during 2016 season
 ★ Lettered in football and baseball at Ensworth High School in Nashville
 ★ Dad is enshrined in Elon Hall of Fame after All-America career in football

99 ★ Jayson Gonzalez ★ Freshman**Overall: .212 • Home: .273 (15-55) • Last 10: .056 (1-18) • Reached Base Streak: 1G**

IF ★ Bishop Amat HS ★ Covina, Calif.

HITTING CAREER HIGHS

Hits: _____ 4, 2x, last vs. Austin Peay (2/27/18)
 Runs: _____ 2, 2x, last vs. Houston (3/4/18)
 RBI: _____ 5, vs. UMass-Lowell (2/24/18)
 Walks: _____ 1, 10x, last at Tennessee (5/13/18)
 HRs: _____ 2, vs. UMass-Lowell (2/24/18)
 Strikeouts: _____ 3, 5x, last at Tennessee (4/12/18)
 Stolen Bases: _____ 1, vs. Houston (3/4/18)

TENNESSEE SERIES: .000 (0-for-9) with two runs, two walks and four strikeouts
 ★ Recorded first hit since April 19 on May 8 vs. Tennessee Tech
 ★ Made his first-career start/appearance at shortstop on May 6 at Auburn
 ★ Has made 32 starts at third base and 38 overall appearances as a freshman
 ★ Boasts six multi-RBI games and four multi-hit performances
 ★ Named SEC Freshman of the Week on March 12
 ★ In return to California, went 4-for-11 with five RBIs vs. Long Beach, UCLA and TCU
 ★ Father Wallace played baseball in the Atlanta Braves organization
 ★ Brother Wallace played for the Houston Astros organization
 ★ Named All-American, All-State and 2017 National Classic MVP as a senior
 ★ Says if he wasn't playing baseball he would be a strength coach

17 ★ Walker Grisanti ★ Junior**Overall: .139 • Home: .300 (3-10) • Last 10: DNP • Reached Base Streak: 1G**

OF ★ Christian Brothers HS ★ Collierville, Tenn.

HITTING CAREER HIGHS

Hits: _____ 2, 4x, last at South Carolina (4/6/17)
 Runs: _____ 3, vs. Xavier (3/12/16)
 RBI: _____ 3, 2x, last vs. Austin Peay (2/27/18)
 Walks: _____ 3, at UCLA (3/9/18)
 HRs: _____ 1, 2x, last vs. Austin Peay (2/27/18)
 Strikeouts: _____ 3, 3x, last at Florida (3/30/18)
 Stolen Bases: _____ 1, 2x, last vs. Lipscomb (3/27/18)

★ Has not recorded a hit in last nine appearances (0-for-20)
 ★ Has drawn 16 walks and worked a free pass in 12 of 19 appearances
 ★ Nine of 10 starts have come in the outfield with the other (March 9) at designated hitter
 ★ Played in 21 games including making a pair of starts during 2017 sophomore season
 ★ Played in 30 games, starting 10, and hitting .349 with 10 RBIs as a freshman in 2016
 ★ Tagged pinch-hit homer in ninth inning to down Texas A&M at 2016 SEC Tournament
 ★ Perfect Game All-American and All-State in 2015 at Christian Brothers High School
 ★ Grandfather, Buddy Soefker, played football at LSU and for the Los Angeles Rams
 ★ Uncle played football at Vanderbilt

22 ★ Julian Infante ★ Junior**Overall: .163 • Home: .134 (9-67) • Last 10: .167 (3-18) • Reached Base Streak: --**

IF ★ Westminster Christian HS ★ Miami, Fla.

HITTING CAREER HIGHS

Hits: _____ 4, vs. Belmont (3/22/17)
 Runs: _____ 4, vs. Belmont (3/22/17)
 RBI: _____ 7, vs. Missouri (5/7/17)
 Walks: _____ 3, vs. St. Mary's (3/12/17)
 HRs: _____ 1, 17x, last at Arkansas (5/14/17)
 Strikeouts: _____ 4, 2x, last vs. UMass-Lowell (2/23/18)
 Stolen Bases: _____ 1, at Florida (3/31/18)

- ★ Batted .444 (4-for-9) with two runs and five RBIs in three games vs. South Carolina
- ★ Has started 38 games at first base and made 39 overall appearances
- ★ Named 2018 preseason All-American by Perfect Game
- ★ Led the Commodores with 66 RBI while boasting a .315 average in 2017
- ★ Drove in a career-best seven runs against Missouri on May 7, 2007
- ★ Hit six home runs in 26 games in the second half of the season in 2016
- ★ Named an All-American by Perfect Game at Westminster Christian High School
- ★ Holds Florida state record for home runs in a single season with BBCOR bats with 13
- ★ Captained high school baseball team as a junior and senior

8 ★ Alonzo Jones ★ Junior**Overall: .236 • Home: .278 (22-79) • Last 10: .364 (4-11) • Reached Base Streak: 4G**

OF ★ Columbus HS ★ Columbus, Ga.

HITTING CAREER HIGHS

Hits: _____ 3, 4x, last vs. Indiana State (2/28/18)
 Runs: _____ 3, 4x, last vs. UMass-Lowell (2/23/18)
 RBI: _____ 5, vs. San Diego (2/21/16)
 Walks: _____ 3, 3x, last vs. South Carolina (4/29/18)
 HRs: _____ 1, 3x, last vs. South Carolina (4/28/18)
 Strikeouts: _____ 3, 7x, last at Missouri (4/19/18)
 Stolen Bases: _____ 2, 6x, last vs. South Carolina (4/29/18)

- ★ Was the only Commodore not to strike out last Friday vs. Casey Mize
- ★ Went 2-for-6 (.333) with five runs, three RBIs and a homer in three games vs. USC
- ★ Has recorded a hit in 12 of his last 19 games
- ★ Ranks second on the team with 16 stolen bases in as many attempts
- ★ Made 35 appearances including 25 starts, hitting .221 during 2017 sophomore season
- ★ Named a Freshman All-American by Collegiate Baseball in 2016
- ★ Named a Perfect Game All-American at Columbus High School
- ★ Played in the 2014 Under Armour All-American game and East Coast Pro Showcase
- ★ Set the record for fastest 60-yard dash time on grass (6.17) at Perfect Game

12 ★ Connor Kaiser ★ Junior**Overall: .273 • Home: .300 (27-90) • Last 10: .320 (8-25) • Reached Base Streak: 3G**

IF ★ Blue Valley West HS ★ Overland Park, Kan.

HITTING CAREER HIGHS

Hits: _____ 3, 3x, last at Tennessee (5/11/18)
 Runs: _____ 3, 2x, last vs. UMass-Lowell (2/24/18)
 RBI: _____ 3, vs. UMass-Lowell (2/23/18)
 Walks: _____ 3, 2x, last vs. LSU (3/23/18)
 HRs: _____ 1, 3x, last at Tennessee (5/11/18)
 Strikeouts: _____ 4, at Clemson (6/3/17)
 Stolen Bases: _____ 2, 2x, last vs. UMass-Lowell (2/25/18)

- TENNESSEE SERIES:** .545 (6-for-11) with four runs, three RBIs, two doubles and a homer
- ★ Had started 135-straight games at shortstop (April 9, 2016-present) before sitting out three games (May 5-8) due to back spasms
 - ★ No. 114 on the nation's top college prospects for the 2018 MLB Draft (D1Baseball.com)
 - ★ Tied for the team lead with 10 multi-RBI games
 - ★ Has reached base 24 times, scored 13 runs and driven in nine over his last 18 games
 - ★ Fourth on team with 25 walks while posting a .316 on-base percentage in 2017
 - ★ Brother Kyle played baseball at Johnson Community College and Neosho CC
 - ★ Two-sport standout in baseball and basketball at Blue Valley West High School
 - ★ Earned Rawlings Gold Glove Award in 2013 while at Blue Valley West H.S.

16 ★ Austin Martin ★ Freshman**Overall: .322 • Home: .337 (31-92) • Last 10: .195 (8-41) • Reached Base Streak: 4G**

IF ★ Trinity Christian Academy HS ★ Jacksonville, Fla.

HITTING CAREER HIGHS

Hits: _____ 4, vs. Presbyterian (2/20/18)
 Runs: _____ 2, 9x, last at Missouri (4/21/18)
 RBI: _____ 3, at Tennessee (5/13/18)
 Walks: _____ 2, 6x, last vs. Ole Miss (4/15/18)
 HRs: _____ 1, vs. Duke (2/18/18)
 Strikeouts: _____ 4, vs. Indiana State (2/28/18)
 Stolen Bases: _____ 3, vs. Presbyterian (2/21/18)

- TENNESSEE SERIES:** .231 (3-for-13) with four RBIs, a walk and four strikeouts
- ★ Team leader in batting average (.322), hits (58), OBP (.431) and stolen bases (19)
 - ★ Tied for second on the team in multi-hit games (14)
 - ★ Has batted leadoff in 41 of the team's 51 games this season
 - ★ Named SEC Freshman of the Week on April 16
 - ★ Has started at six different positions this season (1B, SS, 3B, LF, CF and DH)
 - ★ Lettered four years in baseball at Trinity Christian Academy
 - ★ During senior season was named Rawlings-Perfect Game second-team All-American
 - ★ Helped team to the Florida Class 4A State Baseball Championship as a sophomore

10 ★ Ethan Paul ★ Junior**Overall: .243 • Home: .306 (30-98) • Last 10: .158 (6-38) • Reached Base Streak: 4G**

IF ★ International School ★ Bellevue, Wash.

HITTING CAREER HIGHS

Hits: _____ 4, 2x, last vs. UMass-Lowell (2/24/18)
 Runs: _____ 3, 7x, last vs. Ole Miss (4/15/18)
 RBI: _____ 7, vs. UMass-Lowell (2/24/18)
 Walks: _____ 3, vs. Xavier (3/13/16)
 HRs: _____ 2, 2x, last vs. Evansville (4/17/18)
 Strikeouts: _____ 3, 5x, last vs. Tennessee Tech (5/8/18)
 Stolen Bases: _____ 2, 4x, last vs. South Carolina (4/27/18)

- TENNESSEE SERIES:** .214 (3-for-14) with three runs, a walk and a strikeout
- ★ Started his 100th consecutive game at second base on Sunday (Feb. 22, 2017-present)
 - ★ Team leader in RBIs (38) and is second in doubles (12) and homers (8)
 - ★ One of two players (Pat DeMarco) to start all 51 games this season
 - ★ Started 52 games and made 53 appearances, hitting .251 in 2017
 - ★ Finished third on the team with 15 doubles in 2017
 - ★ 2017 Cape Cod League All-Star with the Orleans Firebirds
 - ★ 2016 Freshman All-American by Collegiate Baseball after hitting .305
 - ★ Perfect Game All-American in 2014 and 2015 at International School in Bellevue, Wash.

2 ★ Harrison Ray ★ Sophomore**Overall: .232 • Home: .282 (11-39) • Last 10: .188 (6-32) • Reached Base Streak: --**

IF ★ Lake Brantley HS ★ Longwood, Fla.

HITTING CAREER HIGHS

Hits: _____ 2, 4x, last vs. Georgia (4/6/18)
 Runs: _____ 2, vs. Missouri (5/7/17)
 RBI: _____ 4, vs. South Carolina (4/29/18)
 Walks: _____ 2, at Kentucky (4/2/17)
 HRs: _____ 1, vs. Southeastern La. (2/28/17)
 Strikeouts: _____ 3, vs. Ole Miss (4/13/18)
 Stolen Bases: _____ 2, vs. Georgia (4/6/18)

TENNESSEE SERIES: .154 (2-for-13) with a double and two RBIs
 ★ Went 4-for-12 (.333) with three runs, a double and triple vs. South Carolina
 ★ Has made 17 starts this season including 15 since April 6
 ★ His 16 starts have come at four different positions (3B, LF, CF, RF)
 ★ Batting .357 (15-for-42) with runners aboard
 ★ Made 17 starts and appeared in 32 games as a freshman a season ago
 ★ Went 19-for-78 at the plate, posting a .244 average in 2017
 ★ Father was a high school wrestler and brother plays high school football
 ★ Lettered three years on the baseball team at Lake Brantley High School

19 ★ Stephen Scott ★ Junior**Overall: .238 • Home: .318 (21-66) • Last 10: .400 (8-20) • Reached Base Streak: 6G**

OF/C ★ Cardinal Gibbons HS ★ Cary, N.C.

HITTING CAREER HIGHS

Hits: _____ 3, vs. Duke (2/17/18)
 Runs: _____ 3, 5x, last at Tennessee (5/11/18)
 RBI: _____ 4, 2x, last vs. Georgia (4/7/18)
 Walks: _____ 2, 11x, last vs. Tennessee Tech (5/8/18)
 HRs: _____ 2, at Tennessee (5/11/18)
 Strikeouts: _____ 3, vs. UMass-Lowell (2/23/18)
 Stolen Bases: _____ 2, vs. Georgia (4/5/18)

TENNESSEE SERIES: .333 (3-for-9) with three home runs, five runs and three RBIs
 ★ Moved into the team lead with his ninth home run on Saturday at Tennessee
 ★ Has appeared at catcher (43x), left field (10x) and designated hitter (2x)
 ★ Struck two doubles and reached base five times last Tuesday vs. Tennessee Tech
 ★ Hitting .316 (12-for-38) with runners in scoring position
 ★ Has reached base in 18 of his last 24 games
 ★ Struck a three-run home run and matched a career-high four RBIs on April 7 vs. UGA
 ★ Has totaled seven multi-hit performances and six multi-RBI performances this season
 ★ Hit .227 while scoring 25 runs in 38 games (32 starts) a season ago
 ★ Perfect Game All-American in 2015 at Cardinal Gibbons High School
 ★ Captain of his high school football team as a senior in 2014

43 ★ Tyler Solomon ★ Freshman**Overall: .000 • Home: .000 (0-3) • Last 10: DNP • Reached Base Streak: 2G**

IF ★ Battlefield HS ★ Haymarket, Va.

HITTING CAREER HIGHS

Hits: _____
 Runs: _____ 1, 2x, last vs. Austin Peay (2/27/18)
 RBI: _____
 Walks: _____ 1, 2x, last vs. Austin Peay (2/27/18)
 HRs: _____
 Strikeouts: _____ 1, 2x, last vs. Presbyterian (2/21/18)
 Stolen Bases: _____

★ Last appearance came on Feb. 27 against Austin Peay
 ★ Has drawn a walk in two of his last three appearances, scoring each time
 ★ Lettered four years in baseball at Battlefield High School
 ★ During senior season was named All-District first-team
 ★ Born in Saudi Arabia

2018 BULLPEN NOTES

| 40 ★ Aaron Brown ★ Freshman | | Overall: 1-0, 5.93 ERA • Home: 1-0, 3.86 ERA, 11.2 IP • W/Runners: .219 (7-32) |
|---|--|--|
| RHP ★ Mt. Juliet HS ★ Mt. Juliet, Tenn. | | LAST TIME OUT: May 6 at Auburn - 1.0 IP, 3 H, 3 R, 3 ER, 0 BB, 1 K |
| PITCHING CAREER HIGHS | | ★ Has limited opponents to a .219 average (7-for-32) with runners aboard |
| Innings Pitched: _____ 2.0, 3x, last vs. Evansville (4/17/18) | | ★ Has made 11 appearances, allowing 10 runs (nine earned) in 13.2 innings |
| Strikeouts: _____ 2, 4x, last vs. Evansville (4/17/18) | | ★ Has held opponents without a run in six of 11 appearances |
| Hits Allowed: _____ 3, 2x, last at Auburn (5/6/18) | | ★ Has recorded two punch outs in four of his last eight appearances |
| Walks Allowed: _____ 2, vs. South Carolina (4/29/18) | | ★ Picked up win in relief on Feb. 28 vs. Indiana State (2.0 IP, 1 H, 0 R, 1 BB, 1 K) |
| Runs Allowed: _____ 3, 2x, last at Auburn (5/6/18) | | ★ Lettered three years at Mt. Juliet High School |
| | | ★ Member of Team Tennessee alongside teammates Philip Clarke and Mason Hickman |
| 21 ★ Tyler Brown ★ Freshman | | Overall: 1-3, 5.40 ERA • Home: 1-1, 4.26 ERA, 12.1 IP • W/Runners: .340 (17-50) |
| RHP ★ Olentangy Orange HS ★ Ashland, Ohio | | LAST TIME OUT: May 12 at Tennessee - 1.0 IP, 1 H, 0 R, 0 ER, 1 BB, 1 K |
| PITCHING CAREER HIGHS | | ★ Saddled with the loss on April 27 vs. South Carolina (0.1 IP, 2 H, 1 R, 1 ER, 0 BB, 1 K) |
| Innings Pitched: _____ 4.0, 2x, last at Mississippi State (3/18/18) | | ★ Fanned lone hitter he faced with the bases loaded in the eighth on April 20 at Mizzou |
| Strikeouts: _____ 6, 2x, last at Mississippi State (3/18/18) | | ★ Retired the side on 10 pitches in the eighth inning at Missouri on April 19 |
| Hits Allowed: _____ 6, at Florida (3/31/18) | | ★ Vanderbilt reliever who has logged three saves -- all since March 9 |
| Walks Allowed: _____ 1, 5x, last at Auburn (5/5/18) | | ★ Has struck out four or more hitters in five of his 15 appearances |
| Runs Allowed: _____ 6, at Florida (3/31/18) | | ★ Has not allowed a run in eight of his 16 appearances |
| | | ★ Lettered in baseball four years at Olentangy Orange High School |
| | | ★ Drafted by the Cincinnati Reds in the 26th round of the 2017 MLB Draft |
| 42 ★ Maddux Conger ★ Junior | | Overall: 1-0, 2.70 ERA • Home: 1-0, 2.25 ERA, 12.0 IP • W/Runners: .200 (7-35) |
| RHP ★ Stephenville HS ★ Stephenville, Texas | | LAST TIME OUT: May 1 vs. Louisville - 1.0 IP, 2 H, 0 R, 0 ER, 1 BB, 1 K |
| PITCHING CAREER HIGHS | | ★ Has limited opponents to a .200 average (7-for-35) with runners aboard |
| Innings Pitched: _____ 5.0, vs. Presbyterian (2/20/18) | | ★ Has appeared out of the bullpen six-straight times after drawing the start on Feb. 20 |
| Strikeouts: _____ 6, vs. Evansville (2/22/17) | | ★ Has struck out 14 hitters in 13.1 innings pitched while walking 12 |
| Hits Allowed: _____ 7, vs. Southeastern La. (2/28/17) | | ★ Earned the win in lone start vs. Presbyterian on Feb. 20 (5.0 IP, 3 H, 0 R, 2 BB, 5 K) |
| Walks Allowed: _____ 5, 2x, last vs. Austin Peay (2/27/18) | | ★ Posted a 2-1 record alongside a 4.96 ERA during 32.2 innings in 2017 |
| Runs Allowed: _____ 5, 2x, last vs. Austin Peay (2/27/18) | | ★ Pitched in nine games, allowing three runs over 11.1 innings in 2016 |
| | | ★ Dad is the head baseball coach at Tarleton State (Division II) |
| 27 ★ Chandler Day ★ Junior | | Overall: 1-1, 3.77 ERA • Home: 1-1, 4.15 ERA, 21.2 IP • W/Runners: .208 (11-53) |
| RHP ★ Watkins Memorial HS ★ Granville, Ohio | | LAST TIME OUT: May 11 at Tennessee - Save, 2.0 IP, 0 H, 0 R, 0 ER, 3 BB, 3 K |
| PITCHING CAREER HIGHS | | ★ Picked up his first career save on Friday at Tennessee |
| Innings Pitched: _____ 9.0, vs. Lipscomb (3/28/17) | | ★ No. 130 on the nation's top college prospects for the 2018 MLB Draft (D1Baseball.com) |
| Strikeouts: _____ 10, 2x, last vs. Georgia (4/6/18) | | ★ Matched a career-high with 10 strikeouts in relief on April 6 against Georgia |
| Hits Allowed: _____ 8, vs. LSU (4/7/16) | | ★ Named among the Golden Spikes Awards' Gold Performers of the Week on April 9 |
| Walks Allowed: _____ 5, vs. Lipscomb (3/28/17) | | ★ Posted a 7-2 record and 3.78 ERA across 13 appearances including 12 starts in 2017 |
| Runs Allowed: _____ 6, at Middle Tennessee (3/22/16) | | ★ Made three starts and pitched in 10 total games going 2-1 with a 4.26 ERA in 2016 |
| | | ★ Named an All-American by Perfect Game in 2015 at Watkins Memorial High School |
| | | ★ Drafted in 30th round by the Cleveland Indians in 2015 |
| 39 ★ Jake Eder ★ Freshman | | Overall: 1-4, 5.45 ERA • Home: 1-2, 6.75 ERA, 13.1 IP • W/Runners: .240 (12-50) |
| LHP ★ Calvary Christian Academy ★ Ocean Ridge, Fla. | | LAST TIME OUT: May 6 at Auburn - 1.0 IP, 2 H, 3 R, 2 ER, 3 BB, 1 K |
| PITCHING CAREER HIGHS | | ★ Has made nine midweek starts this season and 11 total appearances |
| Innings Pitched: _____ 5.0, 3x, last at Middle Tennessee (4/10/18) | | ★ Has lasted four innings in six of his nine starts |
| Strikeouts: _____ 7, at Long Beach State (3/7/18) | | ★ Picked up lone win in first collegiate appearance on Feb. 21 vs. Presbyterian |
| Hits Allowed: _____ 6, 2x, last at Middle Tennessee (4/10/18) | | ★ Drafted in the 34th round by the New York Mets of the 2017 MLB Draft |
| Walks Allowed: _____ 5, vs. Louisville (5/1/18) | | ★ Helped Calvary Christian Academy to Class 4A Florida State Semi-Finals as a senior |
| Runs Allowed: _____ 5, vs. Louisville (5/1/18) | | ★ Named Under Armour All-American as a junior |
| | | ★ Named a MaxPreps Top 50 Junior in the country as a junior |

32 ★ Hugh Fisher ★ Freshman**Overall: 2-0, 1.93 ERA • Home: 2-0, 2.70 ERA, 6.2 IP • W/Runners: .278 (5-18)**

LHP ★ Briarcrest Christian HS ★ Eads, Tenn.

PITCHING CAREER HIGHS

Innings Pitched: _____ 2.0, 2x, last vs. Western Kentucky (4/10/18)
 Strikeouts: _____ 2, 3x, last vs. Ole Miss (4/15/18)
 Hits Allowed: _____ 3, vs. Ole Miss (4/15/18)
 Walks Allowed: _____ 2, vs. Western Kentucky (4/10/18)
 Runs Allowed: _____ 2, 2x, last vs. Ole Miss (4/15/18)

LAST TIME OUT: April 15 vs. Ole Miss - G2 - 1.2 IP, 3 H, 2 R, 2 ER, 1 BB, 2 K

- ★ Picked up first collegiate win vs. Western Kentucky on April 10
- ★ Has made eight appearances out of the bullpen for the Commodores
- ★ Has not allowed a hit in five of his eight appearances including 2.0 innings on Feb. 20
- ★ Tossed a season-high 31 pitches in win vs. Western Kentucky (April 10)
- ★ Grandfather played football at West Virginia
- ★ As a high school freshman was named to the WBSC "AA" 15U World Cup Team USA

49 ★ AJ Franklin ★ Redshirt Sophomore**Overall: 0-0, 0.00 ERA • Home: 0-0, 0.00 ERA, 1.2 IP • W/Runners: .000 (0-2)**

LHP ★ Wilson Central HS ★ Lebanon, Tenn.

PITCHING CAREER HIGHS

Innings Pitched: _____ 1.0, vs. UMass-Lowell (2/23/18)
 Strikeouts: _____
 Hits Allowed: _____
 Walks Allowed: _____ 1, vs. UMass-Lowell (2/23/18)
 Runs Allowed: _____

LAST TIME OUT: Feb. 23 vs. UMass-Lowell - 1.0 IP, 0 H, 0 R, 0 ER, 1 BB, 0 K

- ★ Has made two appearances out of the bullpen for the Commodores
- ★ First-career appearance came on Feb. 21 vs. Presbyterian (0.2 IP, 0 H, 0 R, 0 BB, 0 K)
- ★ Missed the 2017 season with a knee injury after redshirting in 2016
- ★ Lettered in baseball (4x), basketball (3x) and football (1x) at Wilson Central H.S.
- ★ Graduated high school with a 4.0 GPA in the top 10% of his class
- ★ Dad played baseball at Motlow State and Cumberland University

35 ★ Jackson Gillis ★ Sophomore**Overall: 3-1, 6.12 ERA • Home: 3-0, 0.69 ERA, 13.0 IP • W/Runners: .269 (14-52)**

LHP ★ Wilmington HS ★ Wilmington, Mass.

PITCHING CAREER HIGHS

Innings Pitched: _____ 3.2, vs. Duke (2/16/18)
 Strikeouts: _____ 5, vs. UMass-Lowell (2/24/18)
 Hits Allowed: _____ 4, vs. TCU (3/11/18)
 Walks Allowed: _____ 4, vs. Texas A&M (3/25/17)
 Runs Allowed: _____ 4, at Tennessee (5/13/18)

LAST TIME OUT: May 13 at Tennessee - Loss, 2.0 IP, 3 H, 4 R, 4 ER, 0 BB, 2 K

- ★ Became first pitcher in Tim Corbin era (2003-present) to record a win and save in the same day, doing so on April 15 in doubleheader action vs. Ole Miss
- ★ Has struck out three or more hitters in seven of his 14 appearances
- ★ Has not allowed a run in seven of his last 10 appearances
- ★ Held No. 25 Duke to one hit while fanning four in 3.2 innings on 2018 Opening Day
- ★ Made 16 relief appearances, posting a 3.60 ERA in 2017
- ★ The top high school prospect in the state of Massachusetts according to Perfect Game
- ★ Captained the Wilmington High School baseball team as a senior.

33 ★ Erik Kaiser ★ Freshman**Overall: 0-0, 0.00 ERA • Home: 0-0, 0.00 ERA, 1.0 IP • W/Runners: .000 (0-2)**

RHP ★ Waterloo HS ★ Waterloo, Ill.

PITCHING CAREER HIGHS

Innings Pitched: _____ 1.0, 2x, last at Long Beach State (3/7/18)
 Strikeouts: _____ 2, vs. Austin Peay (2/27/18)
 Hits Allowed: _____ 1, vs. Austin Peay (2/27/18)
 Walks Allowed: _____
 Runs Allowed: _____

LAST TIME OUT: March 7 at Long Beach State - 1.0 IP, 0 H, 0 R, 0 ER, 0 BB, 1 K

- ★ Has not allowed an earned run in two appearances this season
- ★ Struck out two while allowing one hit in collegiate debut vs. Austin Peay on Feb. 27
- ★ Lettered three years at Waterloo High School
- ★ Dad played baseball at Missouri State and in the San Francisco Giants organization

34 ★ Zach King ★ Sophomore**Overall: 0-3, 3.62 ERA • Home: 0-1, 2.74 ERA, 23.0 IP • W/Runners: .210 (13-62)**

LHP ★ Spring Hill HS ★ Spring Hill, Tenn.

PITCHING CAREER HIGHS

Innings Pitched: _____ 5.1, vs. Missouri (5/7/17)
 Strikeouts: _____ 5, 3x, last vs. UMass-Lowell (2/24/18)
 Hits Allowed: _____ 7, vs. UMass-Lowell (2/24/18)
 Walks Allowed: _____ 3, 3x, last at Auburn (5/5/18)
 Runs Allowed: _____ 3, 3x, vs. Ole Miss (4/15/18)

LAST TIME OUT: May 11 at Tennessee - 2.0 IP, 1 H, 0 R, 0 ER, 1 BB, 3 K

- ★ Retired 10 of the 12 batters he faced on April 27 vs. South Carolina
- ★ Fell to 0-3, allowing three walks (one intentional) and two runs at Mizzou on April 20
- ★ Has made 17 appearances and two starts for the Commodores this season
- ★ Recorded third save of the season on April 10 vs. Western Kentucky
- ★ Has struck out three or more hitters in 10 of 17 appearances
- ★ Went three-straight appearances (8.0 IP) without allowing a run between March 11-23
- ★ Lettered three years and won as many sectional titles at Spring Hill High School
- ★ Helped lead Spring Hill to the 2016 Tennessee AA state title as a senior

45 ★ Reid Schaller ★ Redshirt Freshman**Overall: 1-1, 4.50 ERA • Home: 1-1, 5.84 ERA, 12.1 IP • W/Runners: .326 (15-46)**

RHP ★ Lebanon Senior HS ★ Lebanon, Ind.

PITCHING CAREER HIGHS

Innings Pitched: _____ 3.0, 2x, last at Tennessee (5/13/18)
 Strikeouts: _____ 4, 3x, last at Tennessee (5/13/18)
 Hits Allowed: _____ 7, vs. Tennessee Tech (5/8/18)
 Walks Allowed: _____ 4, at Florida (4/01/18)
 Runs Allowed: _____ 5, vs. Tennessee Tech (5/8/18)

LAST TIME OUT: May 13 at Tennessee - 3.0 IP, 3 H, 0 R, 0 ER, 0 BB, 4 K

- ★ Has struck out a combined 18 batters in his last six outings
- ★ Made first collegiate start on April 17, retiring all nine Evansville hitters he faced
- ★ Allowed career-high seven hits and five runs (three earned) in start vs. TTU (5/8)
- ★ Has fanned multiple batters in nine of his 16 appearances
- ★ Has tossed 50-plus pitches twice including 57 vs. Tennessee Tech on May 8
- ★ Lettered in baseball four years and football once at Lebanon Senior High School
- ★ Captained his high school baseball team as a junior and senior

11 ★ Paxton Stover ★ Senior**Overall: 0-0, 3.72 ERA • Home: 0-0, 6.35 ERA, 5.2 IP • W/Runners: .235 (4-17)**

LHP ★ Dyersburg State CC ★ Ridgely, Tenn.

PITCHING CAREER HIGHS

Innings Pitched: _____ 3.0, at Kentucky (3/31/17)
 Strikeouts: _____ 3, 4x, last vs. Belmont (3/22/17)
 Hits Allowed: _____ 4, 2x, last vs. LSU (3/24/18)
 Walks Allowed: _____ 4, 2x, last vs. Middle Tennessee (5/16/17)
 Runs Allowed: _____ 3, 3x, last vs. LSU (3/24/18)

LAST TIME OUT: May 4 at Auburn - 2.0 IP, 2 H, 0 R, 0 ER, 1 BB, 1 K

- ★ Has made eight appearances out of the bullpen for the Commodores
- ★ Did not allow a run in his first four appearances before permitting three vs. LSU
- ★ Has struck out at least one batter in seven outings including two on four occasions
- ★ Made 15 relief appearances during 2017 junior season (1-0, 6.41 ERA)
- ★ Limited opponents to a .229 average while striking out 21 in 2017
- ★ Pitched in 16 games going 9-0 with a 3.08 ERA at Dyersburg State in 2016
- ★ Pitched in two games as a true freshman for Mississippi State in 2015 going 1-1
- ★ Rated the No. 2 left-handed high school pitching prospect in the state of Tennessee

31 ★ Justin Willis ★ Freshman**Overall: 0-0, 7.59 ERA • Home: 0-0, 2.16 ERA, 8.1 IP • W/Runners: .304 (7-23)**

RHP ★ Memorial HS ★ West New York, N.J.

PITCHING CAREER HIGHS

Innings Pitched: _____ 3.2, vs. Louisville (5/1/18)
 Strikeouts: _____ 2, 2x, last at Mississippi State (3/17/18)
 Hits Allowed: _____ 4, vs. Louisville (5/1/18)
 Walks Allowed: _____ 1, 5x, last at Auburn (5/5/18)
 Runs Allowed: _____ 3, vs. Belmont (3/21/18)

LAST TIME OUT: May 5 at Auburn - 1.0 IP, 2 H, 2 R, 2 ER, 1 BB, 1 K

- ★ Did not allow an earned run in his first four collegiate appearances
- ★ Did not permit a hit in three of his first four collegiate appearances
- ★ Has made 10 appearances on the season, tossing 10.2 innings
- ★ Lettered two years at St. Joseph High School and two years at Memorial High School
- ★ Named Rawlings-Perfect Game Honorable Mention All-American
- ★ Father played Division III baseball at Stevens Institute

6 ★ Justin Wilson ★ Redshirt Sophomore**Overall: 0-0, 3.38 ERA • Home: 0-0, 3.00 ERA, 3.0 IP • W/Runners: .125 (1-8)**

RHP ★ Vol State CC ★ Murfreesboro, Tenn.

PITCHING CAREER HIGHS

Innings Pitched: _____ 1.0, 5x, last at Florida (3/31/18)
 Strikeouts: _____ 3, vs. UMass-Lowell (2/24/18)
 Hits Allowed: _____ 1, 2x, last vs. Eastern Kentucky (3/14/18)
 Walks Allowed: _____ 2, at Long Beach State (3/7/18)
 Runs Allowed: _____ 1, 2x, last vs. Eastern Kentucky (3/14/18)

LAST TIME OUT: March 31 at Florida - 1.0 IP, 0 H, 0 R, 0 ER, 1 BB, 1 K

- ★ Has not allowed a run in four of six appearances
- ★ Has limited opponents to a .125 average (1-for-8) with runners aboard
- ★ Tossed three scoreless outings in first three appearances of Vanderbilt career
- ★ Missed 2017 season while recovering from elbow surgery
- ★ Went 2-1 with a 2.51 ERA on the mound in eight games at Vol State C.C. during 2016
- ★ Dad raced against Dale Earnhardt in NASCAR and brother Austin races in Nashville
- ★ Team captain as a senior at Oakland HS in Murfreesboro, Tenn.

TEAM GAME HIGHS

BATTING

| | | |
|-----------------------|----|-------------------------------------|
| At bats:..... | 42 | vs Austin Peay (Feb 27, 2018) |
| Runs scored:..... | 19 | vs Austin Peay (Feb 27, 2018) |
| Hits:..... | 19 | vs Austin Peay (Feb 27, 2018) |
| RBI's:..... | 17 | vs Austin Peay (Feb 27, 2018) |
| Doubles:..... | 5 | vs UMass-Lowell (Feb 23, 2018) |
| Triples:..... | 2 | vs South Carolina (Apr 29, 2018) |
| Home runs:..... | 3 | vs UMass-Lowell (Feb 24, 2018) |
| | 3 | vs Austin Peay (Feb 27, 2018) |
| | 3 | at Tennessee (May 11, 2018) |
| Total bases:..... | 32 | vs Austin Peay (Feb 27, 2018) |
| Walks:..... | 14 | vs UMass-Lowell (Feb 23, 2018) |
| Strikeouts:..... | 16 | at Florida (Mar 30, 2018) |
| Sac hits:..... | 3 | at Mississippi State (Mar 16, 2018) |
| Sac flies:..... | 2 | at Auburn (May 5, 2018) |
| Stolen bases:..... | 7 | vs UMass-Lowell (Feb 25, 2018) |
| Hit by pitch:..... | 4 | vs TCU (Mar 11, 2018) |
| | 4 | vs South Carolina (Apr 29, 2018) |
| Caught stealing:..... | 2 | (4 times) |
| Runners LOB:..... | 14 | vs UMass-Lowell (Feb 23, 2018) |
| Hit into DP:..... | 2 | (6 times) |

FIELDING

| | | |
|--------------------|----|-------------------------------------|
| Putouts:..... | 28 | vs Sam Houston State (Mar 02, 2018) |
| Assists:..... | 14 | vs LSU (Mar 23, 2018) |
| Errors:..... | 3 | at Mississippi State (Mar 17, 2018) |
| | 3 | vs Georgia (Apr 05, 2018) |
| Passed balls:..... | 1 | (5 times) |
| DPs turned:..... | 3 | vs LSU (Mar 24, 2018) |

PITCHING

| | | |
|-----------------------|-----|-------------------------------------|
| Innings pitched:..... | 9.1 | vs Sam Houston State (Mar 02, 2018) |
| Runs allowed:..... | 14 | at Auburn (May 06, 2018) |
| Earned runs:..... | 13 | at Auburn (May 06, 2018) |
| Walks allowed:..... | 9 | at Florida (Apr 01, 2018) |
| | 9 | at Auburn (May 06, 2018) |
| Strikeouts:..... | 14 | at Mississippi State (Mar 17, 2018) |
| Hits allowed:..... | 14 | vs Ole Miss (Apr 13, 2018) |
| | 14 | vs Tennessee Tech (May 08, 2018) |
| Doubles allowed:..... | 5 | vs Houston (Mar 04, 2018) |
| Triples allowed:..... | 1 | (7 times) |
| Homers allowed:..... | 4 | vs Sam Houston State (Mar 02, 2018) |
| Wild pitches:..... | 4 | at Florida (Mar 30, 2018) |
| | 4 | at Florida (Apr 01, 2018) |
| | 4 | vs Ole Miss (Apr 13, 2018) |
| Hit batters:..... | 4 | vs Duke (Feb 16, 2018) |

INDIVIDUAL GAME HIGHS

BATTING

| | | |
|-----------------------|----|---|
| At bats:..... | 6 | Connor Kaiser vs Presbyterian (Feb 21, 2018) |
| | 6 | Ethan Paul vs UMass-Lowell (Feb 24, 2018) |
| | 6 | Ethan Paul vs Austin Peay (Feb 27, 2018) |
| Runs scored:..... | 3 | (10 times) |
| Hits:..... | 4 | (4 times) |
| RBI's:..... | 7 | Ethan Paul vs UMass-Lowell (Feb 24, 2018) |
| Doubles:..... | 2 | (8 times) |
| Triples:..... | 1 | (11 times) |
| Home runs:..... | 2 | J. Gonzalez vs UMass-Lowell (Feb 24, 2018) |
| | 2 | Ethan Paul vs Evansville (Apr 17, 2018) |
| | 2 | Stephen Scott at Tennessee (May 11, 2018) |
| Total bases:..... | 11 | J. Gonzalez vs UMass-Lowell (Feb 24, 2018) |
| Walks:..... | 4 | Philip Clarke vs UMass-Lowell (Feb 23, 2018) |
| Strikeouts:..... | 4 | Julian Infante vs UMass-Lowell (Feb 23, 2018) |
| | 4 | Austin Martin vs Indiana State (Feb 28, 2018) |
| Sac hits:..... | 2 | A. Martin at Mississippi State (Mar 16, 2018) |
| Sac flies:..... | 1 | (11 times) |
| Stolen bases:..... | 3 | Austin Martin vs Presbyterian (Feb 21, 2018) |
| Hit by pitch:..... | 2 | A. Martin vs UMass-Lowell (Feb 24, 2018) |
| | 2 | Ethan Paul vs. Ole Miss (Apr 15, 2018) |
| Caught stealing:..... | 1 | (21 times) |
| Runners LOB:..... | 7 | J. Infante vs UMass-Lowell (Feb 23, 2018) |

FIELDING

| | | |
|--------------------|----|--|
| Putouts:..... | 13 | Philip Clarke vs Duke (Feb 17, 2018) |
| | 13 | Stephen Scott vs Duke (Feb 18, 2018) |
| | 13 | Stephen Scott vs Lipscomb (Mar 27, 2018) |
| Assists:..... | 8 | Connor Kaiser vs LSU (Mar 23, 2018) |
| Errors:..... | 2 | Stephen Scott vs Georgia (Apr 05, 2018) |
| Passed balls:..... | 1 | (5 times) |

PITCHING

| | | |
|-----------------------|-----|---|
| Innings pitched:..... | 7.0 | (7 times) |
| Runs allowed:..... | 7 | Drake Fellows vs. South Carolina (Apr 27, 2018) |
| | 7 | Patrick Raby at Auburn (May 5, 2018) |
| Earned runs:..... | 7 | Patrick Raby at Auburn (May 5, 2018) |
| | 6 | Drake Fellows vs. South Carolina (Apr 27, 2018) |
| Walks allowed:..... | 6 | Mason Hickman at Tennessee (May 13, 2018) |
| Strikeouts:..... | 10 | Chandler Day vs Georgia (Apr 06, 2018) |
| Hits allowed:..... | 8 | Mason Hickman at Florida (Apr 01, 2018) |
| | 8 | Drake Fellows vs Ole Miss (Apr 13, 2018) |
| Doubles allowed:..... | 3 | Mason Hickman vs Houston (Mar 04, 2018) |
| | 3 | Mason Hickman at Florida (Apr 01, 2018) |
| Triples allowed:..... | 1 | (7 times) |
| Homers allowed:..... | 2 | (6 times) |
| Wild pitches:..... | 3 | Maddux Conger vs Austin Peay (Feb 27, 2018) |
| Hit batters:..... | 2 | (4 times) |

2018 SEASON RESULTS

Record: 27-24 Home: 18-9 Away: 7-11 Neutral: 2-4 SEC: 13-14

| DATE | OPPONENT | | SCORE | | R-H-E | R-H-E | INNS | OVERALL | SEC | PITCHER OF RECORD | ATTEND | TIME |
|--------------|---------------------------|---|-------|---|---------|---------|------|---------|---------|-------------------|--------|------|
| Feb 16, 2018 | #25 DUKE | W | 9-1 | | 9-15-1 | 1-3-0 | 9 | 1-0-0 | 0-0-0 | Gillis (W 1-0) | 2587 | 3:32 |
| Feb 17, 2018 | #25 DUKE | | 4-5 | L | 4-9-0 | 5-9-3 | 9 | 1-1-0 | 0-0-0 | Raby (L 0-1) | 2533 | 3:07 |
| Feb 18, 2018 | #25 DUKE | W | 9-1 | | 9-13-0 | 1-6-1 | 9 | 2-1-0 | 0-0-0 | Hickman (W 1-0) | 3076 | 3:06 |
| Feb 20, 2018 | PRESBYTERIAN | W | 7-1 | | 7-12-0 | 1-5-1 | 9 | 3-1-0 | 0-0-0 | Conger (W 1-0) | 2531 | 2:52 |
| Feb 21, 2018 | PRESBYTERIAN | W | 15-2 | | 15-11-1 | 2-6-4 | 9 | 4-1-0 | 0-0-0 | Eder (W 1-0) | 2420 | 3:21 |
| Feb 23, 2018 | UMASS-LOWELL | W | 15-0 | | 15-13-0 | 0-4-1 | 9 | 5-1-0 | 0-0-0 | Fellows (W 1-0) | 2599 | 3:37 |
| Feb 24, 2018 | UMASS-LOWELL | W | 15-2 | | 15-16-0 | 2-11-1 | 9 | 6-1-0 | 0-0-0 | Gillis (W 2-0) | 2579 | 3:14 |
| Feb 25, 2018 | UMASS-LOWELL | W | 9-2 | | 9-11-0 | 2-4-1 | 9 | 7-1-0 | 0-0-0 | T. Brown (W 1-0) | 2561 | 3:02 |
| Feb 27, 2018 | AUSTIN PEAY | W | 19-6 | | 19-19-2 | 6-6-1 | 9 | 8-1-0 | 0-0-0 | Hickman (W 2-0) | 2540 | 2:37 |
| Feb 28, 2018 | INDIANA STATE | W | 8-5 | | 5-5-5 | 8-9-8 | 9 | 9-1-0 | 0-0-0 | A. Brown (W 1-0) | 2427 | 2:50 |
| Mar 02, 2018 | Sam Houston State | | 6-7 | L | 6-9-0 | 7-9-1 | (10) | 9-2-0 | 0-0-0 | T. Brown (L 1-1) | 4972 | 3:17 |
| Mar 03, 2018 | Louisiana | | 0-3 | L | 0-5-0 | 3-7-0 | 9 | 9-3-0 | 0-0-0 | Raby (L 0-2) | 6796 | 2:53 |
| Mar 04, 2018 | vs. #24 Houston | W | 9-4 | | 9-7-0 | 4-12-2 | 9 | 10-3-0 | 0-0-0 | Hickman (W 3-0) | 5414 | 3:28 |
| Mar 07, 2018 | at Long Beach State | | 3-4 | L | 3-9-1 | 4-4-1 | 9 | 10-4-0 | 0-0-0 | King (L 0-1) | 1712 | 3:30 |
| Mar 09, 2018 | at #11 UCLA | W | 6-3 | | 6-4-0 | 3-9-2 | 9 | 11-4-0 | 0-0-0 | Fellows (W 2-0) | 1215 | 3:17 |
| Mar 11, 2018 | vs. #8 TCU | W | 7-4 | | 7-9-0 | 4-9-0 | 9 | 12-4-0 | 0-0-0 | Raby (W 1-2) | 1109 | 3:26 |
| Mar 14, 2018 | EASTERN KY. | | 5-6 | L | 5-10-1 | 6-7-1 | 9 | 12-5-0 | 0-0-0 | Eder (L 1-1) | 2668 | 3:45 |
| Mar 16, 2018 | at #19 Mississippi State* | W | 5-0 | | 5-10-0 | 0-5-3 | 9 | 13-5-0 | 1-0-0 | Fellows (W 3-0) | 4860 | 3:01 |
| Mar 17, 2018 | at #19 Mississippi State* | W | 10-1 | | 10-16-4 | 1-7-2 | 9 | 14-5-0 | 2-0-0 | Raby (W 2-2) | 6218 | 3:53 |
| Mar 18, 2018 | at #19 Mississippi State* | W | 4-3 | | 4-6-0 | 3-6-3 | 9 | 15-5-0 | 3-0-0 | Hickman (W 4-0) | 4569 | 3:24 |
| Mar 21, 2018 | vs. Belmont | | 5-8 | L | 5-8-2 | 8-8-3 | 9 | 15-6-0 | 3-0-0 | Eder (L 1-2) | 1006 | 3:47 |
| Mar 23, 2018 | #19 LSU* | W | 4-2 | | 4-7-0 | 2-8-1 | 9 | 16-6-0 | 4-0-0 | Fellows (W 4-0) | 3136 | 3:15 |
| Mar 24, 2018 | #19 LSU* | | 2-6 | L | 2-7-0 | 6-11-0 | 9 | 16-7-0 | 4-1-0 | Raby (L 2-3) | 3211 | 3:54 |
| Mar 25, 2018 | #19 LSU* | W | 1-0 | | 1-4-1 | 0-2-0 | 7 | 17-7-0 | 5-1-0 | Hickman (W 5-0) | 3399 | 1:35 |
| Mar 27, 2018 | vs. Lipscomb | | 1-5 | L | 1-1-0 | 5-9-0 | 9 | 17-8-0 | 5-1-0 | Eder (L 1-3) | 1495 | 3:17 |
| Mar 30, 2018 | at #2 Florida* | | 4-8 | L | 4-5-2 | 8-8-1 | 9 | 17-9-0 | 5-2-0 | Fellows (L 4-1) | 3781 | 3:05 |
| Mar 31, 2018 | at #2 Florida* | | 2-10 | L | 2-6-0 | 10-12-1 | 9 | 17-10-0 | 5-3-0 | Raby (L 2-4) | 4835 | 3:18 |
| Apr 01, 2018 | at #2 Florida* | | 2-8 | L | 2-5-0 | 8-10-0 | 9 | 17-11-0 | 5-4-0 | Hickman (L 5-1) | 3736 | 3:15 |
| Apr 03, 2018 | at Middle Tennessee | | 3-4 | L | 3-6-0 | 4-9-0 | 7 | 17-12-0 | 5-4-0 | T. Brown (L 1-2) | 1528 | 3:17 |
| Apr 05, 2018 | #16 GEORGIA* | | 2-3 | L | 2-9-3 | 3-8-0 | 9 | 17-13-0 | 5-5-0 | King (L 0-2) | 2950 | 3:48 |
| Apr 06, 2018 | #16 GEORGIA* | W | 5-3 | | 5-7-0 | 3-10-0 | 9 | 18-13-0 | 6-5-0 | Day (W 1-0) | 2787 | 3:01 |
| Apr 07, 2018 | #16 GEORGIA* | W | 8-3 | | 8-12-0 | 3-7-2 | 9 | 19-13-0 | 7-5-0 | Hickman (W 6-1) | 2853 | 3:24 |
| Apr 10, 2018 | WESTERN KENTUCKY | W | 3-2 | | 3-6-1 | 2-3-0 | 9 | 20-13-0 | 7-5-0 | Fisher (W 1-0) | 2525 | 2:58 |
| Apr 13, 2018 | #5 OLE MISS* | | 3-11 | L | 3-7-0 | 11-14-0 | 9 | 20-14-0 | 7-6-0 | Fellows (L 4-2) | 3584 | 3:12 |
| Apr 15, 2018 | #5 OLE MISS* | W | 8-7 | | 8-8-0 | 7-7-1 | (8) | 21-14-0 | 8-6-0 | Gillis (W 3-0) | 3030 | 3:08 |
| Apr 15, 2018 | #5 OLE MISS* | W | 8-7 | | 8-7-1 | 7-11-0 | 7 | 22-14-0 | 9-6-0 | Fisher (W 2-0) | 3056 | 2:41 |
| Apr 17, 2018 | EVANSVILLE | W | 6-1 | | 6-6-0 | 1-4-1 | 9 | 23-14-0 | 9-6-0 | Schaller (W 1-0) | 2567 | 2:44 |
| Apr 19, 2018 | at Missouri* | | 1-2 | L | 1-7-2 | 2-4-0 | 9 | 23-15-0 | 9-7-0 | Fellows (L 4-3) | 780 | 2:41 |
| Apr 20, 2018 | at Missouri* | | 1-3 | L | 1-6-1 | 3-4-1 | 9 | 23-16-0 | 9-8-0 | King (L 0-3) | 2312 | 3:26 |
| Apr 21, 2018 | at Missouri* | W | 6-2 | | 6-12-1 | 2-6-1 | 9 | 24-16-0 | 10-8-0 | Hickman (W 7-1) | 3146 | 2:55 |
| Apr 27, 2018 | SOUTH CAROLINA* | | 7-8 | L | 7-8-2 | 8-10-0 | 9 | 24-17-0 | 10-9-0 | T. Brown (L 1-3) | 2895 | 3:24 |
| Apr 28, 2018 | SOUTH CAROLINA* | W | 8-1 | | 8-9-0 | 1-9-0 | 9 | 25-17-0 | 11-9-0 | Raby (W 3-4) | 3166 | 3:07 |
| Apr 29, 2018 | SOUTH CAROLINA* | | 9-10 | L | 9-10-1 | 10-13-1 | 9 | 25-18-0 | 11-10-0 | Day (L 1-1) | 3158 | 3:33 |
| May 01, 2018 | LOUISVILLE | | 4-8 | L | 4-6-1 | 8-11-1 | 9 | 25-19-0 | 11-10-0 | Eder (L 1-4) | 2791 | 3:26 |
| May 04, 2018 | at Auburn* | | 1-4 | L | 1-4-1 | 4-6-0 | 9 | 25-20-0 | 11-11-0 | Fellows (L 4-4) | 3599 | 2:21 |
| May 05, 2018 | at Auburn* | | 5-11 | L | 5-8-0 | 11-13-0 | 9 | 25-21-0 | 11-12-0 | Raby (L 3-5) | 3648 | 3:08 |
| May 06, 2018 | at Auburn* | | 0-14 | L | 0-2-1 | 14-13-0 | 9 | 25-22-0 | 11-13-0 | Hickman (L 7-2) | 3332 | 3:10 |
| May 08, 2018 | TENNESSEE TECH | | 4-6 | L | 4-10-1 | 6-14-1 | 9 | 25-23-0 | 11-13-0 | Schaller (L 1-1) | 2865 | 3:53 |
| May 11, 2018 | at Tennessee* | W | 7-6 | | 7-10-1 | 6-5-0 | 9 | 26-23-0 | 12-13-0 | Fellows (W 5-4) | 2309 | 3:18 |
| May 12, 2018 | at Tennessee* | W | 7-2 | | 7-13-0 | 2-8-1 | 9 | 27-23-0 | 13-13-0 | Raby (W 4-5) | 2245 | 3:10 |
| May 13, 2018 | at Tennessee* | | 7-8 | L | 7-9-0 | 8-8-1 | 9 | 27-24-0 | 13-14-0 | Gillis (L 3-1) | 1521 | 2:58 |

* = Conference game

() extra inning game

GAME-BY-GAME OFFENSIVE STATISTICS

| DATE | OPPONENT | AB | R | H | RBI | 2B | 3B | HR | TB | BB | IBB | SB | CS | HBP | SAC | SF | GDP | K | PO | A | E | LOB | AVG. |
|---------------|------------------------|-------------|------------|------------|------------|-----------|-----------|-----------|------------|------------|----------|-----------|-----------|-----------|-----------|-----------|-----------|------------|-------------|------------|-----------|------------|-------------|
| Feb 16 | #25 DUKE | 37 | 9 | 15 | 8 | 2 | 0 | 0 | 17 | 3 | 0 | 2 | 0 | 1 | 0 | 1 | 1 | 3 | 27 | 11 | 1 | 9 | .405 |
| Feb 17 | #25 DUKE | 36 | 4 | 9 | 3 | 3 | 0 | 1 | 15 | 2 | 0 | 1 | 0 | 1 | 0 | 0 | 0 | 11 | 27 | 7 | 0 | 8 | .329 |
| Feb 18 | #25 DUKE | 36 | 9 | 13 | 8 | 1 | 0 | 1 | 17 | 5 | 0 | 2 | 0 | 1 | 1 | 0 | 1 | 6 | 27 | 8 | 0 | 10 | .339 |
| Feb 20 | PRESBYTERIAN | 34 | 7 | 12 | 6 | 4 | 0 | 1 | 19 | 4 | 0 | 2 | 1 | 1 | 0 | 0 | 1 | 5 | 27 | 11 | 0 | 8 | .343 |
| Feb 21 | PRESBYTERIAN | 39 | 15 | 11 | 10 | 3 | 1 | 1 | 19 | 10 | 0 | 6 | 0 | 1 | 0 | 0 | 0 | 4 | 27 | 9 | 1 | 11 | .330 |
| Feb 23 | UMASS-LOWELL | 36 | 15 | 13 | 14 | 5 | 0 | 1 | 21 | 14 | 0 | 1 | 0 | 2 | 0 | 1 | 0 | 13 | 27 | 11 | 0 | 14 | .335 |
| Feb 24 | UMASS-LOWELL | 39 | 15 | 16 | 14 | 3 | 0 | 3 | 28 | 6 | 0 | 4 | 0 | 3 | 1 | 0 | 0 | 12 | 27 | 6 | 0 | 10 | .346 |
| Feb 25 | UMASS-LOWELL | 33 | 9 | 11 | 8 | 0 | 1 | 1 | 16 | 9 | 0 | 7 | 0 | 0 | 0 | 0 | 2 | 4 | 27 | 12 | 0 | 9 | .345 |
| Feb 27 | AUSTIN PEAY | 42 | 19 | 19 | 17 | 4 | 0 | 3 | 32 | 9 | 0 | 5 | 1 | 1 | 0 | 0 | 0 | 9 | 27 | 11 | 2 | 9 | .358 |
| Feb 28 | INDIANA STATE | 32 | 8 | 9 | 8 | 4 | 0 | 2 | 19 | 3 | 0 | 0 | 0 | 0 | 0 | 1 | 0 | 11 | 27 | 6 | 1 | 4 | .352 |
| Mar 02 | vs. Sam Houston St. | 36 | 6 | 9 | 6 | 3 | 0 | 0 | 12 | 3 | 0 | 0 | 0 | 0 | 0 | 0 | 2 | 12 | 28 | 7 | 0 | 3 | .343 |
| Mar 03 | vs. Louisiana | 32 | 0 | 5 | 0 | 0 | 0 | 0 | 5 | 4 | 0 | 0 | 0 | 0 | 0 | 0 | 0 | 7 | 24 | 10 | 0 | 9 | .329 |
| Mar 04 | vs #24 Houston | 31 | 9 | 7 | 8 | 2 | 0 | 1 | 12 | 10 | 0 | 2 | 0 | 3 | 0 | 0 | 1 | 8 | 27 | 5 | 0 | 11 | .322 |
| Mar 07 | at Long Beach State | 31 | 3 | 9 | 3 | 0 | 0 | 1 | 12 | 4 | 0 | 0 | 2 | 0 | 0 | 0 | 1 | 10 | 24 | 12 | 1 | 5 | .320 |
| Mar 09 | at #11 UCLA | 29 | 6 | 4 | 6 | 1 | 0 | 1 | 8 | 9 | 0 | 0 | 0 | 0 | 2 | 1 | 1 | 4 | 27 | 7 | 0 | 8 | .310 |
| Mar 11 | vs. #8 TCU | 36 | 7 | 9 | 5 | 1 | 0 | 0 | 10 | 3 | 1 | 2 | 0 | 4 | 0 | 0 | 0 | 12 | 27 | 9 | 0 | 9 | .306 |
| Mar 14 | EASTERN KY. | 37 | 5 | 10 | 5 | 0 | 1 | 0 | 12 | 5 | 0 | 0 | 0 | 3 | 0 | 0 | 1 | 9 | 27 | 7 | 1 | 13 | .304 |
| Mar 16 | at #19 Mississippi St. | 34 | 5 | 10 | 2 | 3 | 1 | 0 | 15 | 2 | 0 | 0 | 0 | 1 | 3 | 0 | 1 | 10 | 27 | 8 | 0 | 8 | .303 |
| Mar 17 | at #19 Mississippi St. | 39 | 10 | 16 | 8 | 3 | 0 | 0 | 19 | 4 | 0 | 2 | 2 | 0 | 1 | 0 | 2 | 13 | 27 | 9 | 3 | 7 | .309 |
| Mar 18 | at #19 Mississippi St. | 35 | 4 | 6 | 2 | 2 | 0 | 0 | 8 | 7 | 2 | 2 | 0 | 2 | 0 | 0 | 1 | 11 | 27 | 8 | 0 | 13 | .303 |
| Mar 21 | vs Belmont | 37 | 5 | 8 | 2 | 0 | 0 | 0 | 8 | 6 | 0 | 2 | 1 | 1 | 0 | 0 | 0 | 12 | 27 | 11 | 2 | 12 | .298 |
| Mar 23 | #19 LSU | 32 | 4 | 7 | 4 | 1 | 0 | 2 | 14 | 4 | 0 | 6 | 0 | 0 | 0 | 0 | 0 | 11 | 27 | 14 | 0 | 8 | .295 |
| Mar 24 | #19 LSU | 33 | 2 | 7 | 2 | 1 | 0 | 0 | 8 | 2 | 0 | 0 | 0 | 2 | 0 | 0 | 0 | 7 | 27 | 13 | 0 | 8 | .292 |
| Mar 25 | LSU | 21 | 1 | 4 | 0 | 1 | 0 | 0 | 5 | 1 | 0 | 1 | 0 | 0 | 1 | 0 | 0 | 8 | 21 | 7 | 1 | 4 | .289 |
| Mar 27 | vs Lipscomb | 25 | 1 | 1 | 1 | 0 | 0 | 0 | 1 | 9 | 0 | 3 | 1 | 1 | 0 | 1 | 0 | 10 | 24 | 8 | 0 | 8 | .282 |
| Mar 30 | at #2 Florida | 34 | 4 | 5 | 4 | 1 | 0 | 2 | 12 | 1 | 0 | 0 | 0 | 1 | 0 | 0 | 0 | 16 | 24 | 6 | 2 | 5 | .277 |
| Mar 31 | at #2 Florida | 34 | 2 | 6 | 2 | 1 | 0 | 1 | 10 | 4 | 0 | 2 | 0 | 0 | 0 | 0 | 0 | 10 | 24 | 4 | 0 | 9 | .273 |
| Apr 01 | at #2 Florida | 30 | 2 | 5 | 2 | 0 | 0 | 1 | 8 | 1 | 0 | 0 | 0 | 2 | 2 | 0 | 0 | 10 | 24 | 6 | 0 | 6 | .269 |
| Apr 03 | at Middle Tennessee | 25 | 3 | 6 | 3 | 2 | 0 | 1 | 11 | 3 | 0 | 0 | 2 | 2 | 0 | 0 | 0 | 6 | 21 | 6 | 0 | 6 | .269 |
| Apr 05 | #16 GEORGIA | 32 | 2 | 9 | 2 | 3 | 0 | 0 | 12 | 4 | 0 | 4 | 1 | 2 | 1 | 1 | 0 | 6 | 27 | 13 | 3 | 11 | .269 |
| Apr 06 | #16 GEORGIA | 30 | 5 | 7 | 5 | 2 | 0 | 1 | 12 | 4 | 0 | 2 | 1 | 1 | 0 | 0 | 0 | 10 | 27 | 2 | 0 | 6 | .268 |
| Apr 07 | #16 GEORGIA | 36 | 8 | 12 | 8 | 2 | 0 | 1 | 17 | 5 | 0 | 4 | 0 | 0 | 0 | 0 | 0 | 10 | 27 | 9 | 0 | 9 | .270 |
| Apr 10 | WESTERN KENTUCKY | 30 | 3 | 6 | 3 | 1 | 0 | 2 | 13 | 6 | 0 | 1 | 0 | 2 | 0 | 0 | 0 | 8 | 27 | 8 | 1 | 11 | .268 |
| Apr 13 | #5 OLE MISS | 31 | 3 | 7 | 2 | 0 | 1 | 0 | 9 | 3 | 0 | 0 | 2 | 0 | 0 | 0 | 0 | 9 | 27 | 12 | 0 | 4 | .267 |
| Apr 15 | #5 OLE MISS | 27 | 8 | 8 | 6 | 3 | 0 | 1 | 14 | 4 | 1 | 5 | 1 | 3 | 1 | 0 | 0 | 7 | 24 | 8 | 0 | 4 | .268 |
| Apr 15 | #5 OLE MISS | 23 | 8 | 7 | 8 | 1 | 1 | 2 | 16 | 2 | 0 | 0 | 0 | 1 | 1 | 1 | 0 | 12 | 21 | 8 | 1 | 2 | .269 |
| Apr 17 | EVANSVILLE | 29 | 6 | 6 | 6 | 1 | 0 | 2 | 13 | 3 | 0 | 0 | 1 | 2 | 1 | 0 | 0 | 7 | 27 | 11 | 0 | 5 | .267 |
| Apr 19 | at Missouri | 33 | 1 | 7 | 1 | 2 | 0 | 0 | 9 | 2 | 0 | 1 | 0 | 0 | 0 | 0 | 0 | 14 | 24 | 11 | 2 | 7 | .266 |
| Apr 20 | at Missouri | 32 | 1 | 6 | 1 | 0 | 0 | 0 | 6 | 4 | 0 | 2 | 0 | 1 | 1 | 0 | 1 | 9 | 24 | 8 | 1 | 10 | .264 |
| Apr 21 | at Missouri | 37 | 6 | 12 | 6 | 1 | 1 | 0 | 15 | 3 | 0 | 3 | 1 | 0 | 0 | 1 | 0 | 12 | 27 | 9 | 1 | 8 | .265 |
| Apr 27 | SOUTH CAROLINA | 33 | 7 | 8 | 6 | 2 | 1 | 2 | 18 | 4 | 0 | 2 | 1 | 0 | 1 | 0 | 0 | 6 | 27 | 7 | 2 | 4 | .265 |
| Apr 28 | SOUTH CAROLINA | 33 | 8 | 9 | 8 | 0 | 0 | 1 | 12 | 2 | 0 | 2 | 0 | 0 | 0 | 0 | 0 | 11 | 27 | 10 | 0 | 3 | .265 |
| Apr 29 | SOUTH CAROLINA | 35 | 9 | 10 | 8 | 4 | 2 | 0 | 18 | 6 | 0 | 5 | 1 | 4 | 0 | 0 | 0 | 5 | 27 | 9 | 1 | 9 | .266 |
| May 01 | LOUISVILLE | 31 | 4 | 6 | 4 | 1 | 0 | 1 | 10 | 6 | 0 | 1 | 0 | 1 | 0 | 0 | 1 | 10 | 27 | 7 | 1 | 7 | .264 |
| May 04 | at Auburn | 30 | 1 | 4 | 1 | 0 | 0 | 1 | 7 | 0 | 0 | 1 | 1 | 0 | 0 | 0 | 1 | 15 | 24 | 6 | 1 | 2 | .261 |
| May 05 | at Auburn | 31 | 5 | 8 | 5 | 3 | 0 | 1 | 14 | 5 | 0 | 0 | 0 | 0 | 0 | 2 | 0 | 8 | 24 | 8 | 0 | 6 | .261 |
| May 06 | at Auburn | 29 | 0 | 2 | 0 | 0 | 0 | 0 | 2 | 0 | 0 | 0 | 0 | 0 | 0 | 0 | 0 | 10 | 24 | 5 | 1 | 2 | .258 |
| May 08 | TENNESSEE TECH | 38 | 4 | 10 | 4 | 4 | 0 | 1 | 17 | 8 | 0 | 1 | 0 | 1 | 0 | 0 | 0 | 13 | 27 | 9 | 1 | 16 | .258 |
| May 11 | at Tennessee | 34 | 7 | 10 | 7 | 3 | 0 | 3 | 22 | 7 | 1 | 4 | 0 | 2 | 0 | 0 | 2 | 5 | 27 | 9 | 1 | 9 | .259 |
| May 12 | at Tennessee | 40 | 7 | 13 | 6 | 2 | 1 | 1 | 20 | 2 | 0 | 0 | 0 | 1 | 0 | 0 | 0 | 7 | 27 | 9 | 0 | 9 | .260 |
| May 13 | at Tennessee | 33 | 7 | 9 | 6 | 2 | 0 | 1 | 14 | 2 | 0 | 0 | 1 | 2 | 0 | 1 | 0 | 3 | 24 | 4 | 0 | 4 | .260 |
| Totals | | 1682 | 299 | 438 | 264 | 88 | 11 | 45 | 683 | 229 | 5 | 90 | 21 | 56 | 17 | 11 | 20 | 461 | 1321 | 431 | 32 | 392 | .260 |

VANDERBILT BIG INNINGS (FOUR-PLUS RUNS)

VANDERBILT (18)

| Date | Opponent | Inning | Runs | Result | Date | Opponent | Inning | Runs | Result |
|------|---------------|--------|------|---------|------|------------------------|--------|------|-------------|
| 2/16 | #25 Duke | 5 | 5 | W, 9-1 | 3/02 | vs. Sam Houston St. | 5 | 4 | L, 7-6 (10) |
| 2/18 | #25 Duke | 6 | 5 | W, 9-1 | 3/04 | vs. #24 Houston | 1 | 4 | W, 9-4 |
| 2/20 | Presbyterian | 7 | 4 | W, 7-1 | 3/14 | Eastern Kentucky | 9 | 4 | L, 6-5 |
| 2/21 | Presbyterian | 8 | 6 | W, 15-2 | 3/17 | at #19 Mississippi St. | 8 | 7 | W, 10-1 |
| 2/23 | UMass-Lowell | 4 | 5 | W, 15-0 | 3/18 | at #19 Mississippi St. | 5 | 4 | W, 4-3 |
| 2/23 | UMass-Lowell | 8 | 5 | W, 15-0 | 4/07 | #16 Georgia | 5 | 4 | W, 8-3 |
| 2/24 | UMass-Lowell | 5 | 10 | W, 15-2 | 4/28 | South Carolina | 2 | 6 | W, 8-1 |
| 2/27 | Austin Peay | 4 | 8 | W, 19-6 | 4/30 | South Carolina | 2 | 4 | L, 10-9 |
| 2/27 | Austin Peay | 8 | 4 | W, 19-6 | 5/13 | at Tennessee | 4 | 6 | L, 8-7 |
| 2/28 | Indiana State | 6 | 4 | W, 8-5 | | | | | |

GAME-BY-GAME PITCHING STATISTICS

| Date | Opponent | IP | H | R | ER | BB | SO | 2B | 3B | HR | WP | BK | HBP | DP | IBB | Score | W | L | SV | ERA |
|---------------|------------------------|--------------|------------|------------|------------|------------|------------|-----------|----------|-----------|-----------|----------|-----------|-----------|----------|----------------|-----------|-----------|----------|-------------|
| Feb 16 | #25 DUKE | 9.0 | 3 | 1 | 1 | 5 | 9 | 1 | 0 | 0 | 0 | 1 | 4 | 1 | 0 | 9-1 | 1 | 0 | 0 | 1.00 |
| Feb 17 | #25 DUKE | 9.0 | 9 | 5 | 5 | 1 | 13 | 2 | 0 | 1 | 0 | 0 | 2 | 1 | 0 | 4-5 | 1 | 1 | 0 | 3.00 |
| Feb 18 | #25 DUKE | 9.0 | 6 | 1 | 1 | 4 | 13 | 1 | 0 | 0 | 1 | 1 | 1 | 2 | 0 | 9-1 | 2 | 1 | 0 | 2.33 |
| Feb 20 | PRESBYTERIAN | 9.0 | 5 | 1 | 1 | 2 | 7 | 1 | 0 | 0 | 0 | 0 | 1 | 1 | 0 | 7-1 | 3 | 1 | 0 | 2.00 |
| Feb 21 | PRESBYTERIAN | 9.0 | 6 | 2 | 1 | 1 | 9 | 1 | 0 | 0 | 1 | 0 | 1 | 2 | 0 | 15-2 | 4 | 1 | 0 | 1.80 |
| Feb 23 | UMASS-LOWELL | 9.0 | 4 | 0 | 0 | 2 | 11 | 0 | 0 | 0 | 0 | 0 | 1 | 1 | 0 | 15-0 | 5 | 1 | 0 | 1.50 |
| Feb 24 | UMASS-LOWELL | 9.0 | 11 | 2 | 2 | 1 | 13 | 2 | 0 | 0 | 2 | 0 | 1 | 2 | 0 | 15-2 | 6 | 1 | 0 | 1.57 |
| Feb 25 | UMASS-LOWELL | 9.0 | 4 | 2 | 2 | 1 | 12 | 0 | 0 | 0 | 0 | 0 | 1 | 0 | 0 | 9-2 | 7 | 1 | 0 | 1.62 |
| Feb 27 | AUSTIN PEAY | 9.0 | 6 | 6 | 2 | 8 | 7 | 3 | 0 | 1 | 3 | 0 | 0 | 0 | 0 | 19-6 | 8 | 1 | 0 | 1.67 |
| Feb 28 | INDIANA STATE | 9.0 | 5 | 5 | 5 | 2 | 9 | 0 | 0 | 3 | 0 | 0 | 1 | 0 | 0 | 8-5 | 9 | 1 | 0 | 2.00 |
| Mar 02 | vs. Sam Houston St. | 9.1 | 9 | 7 | 7 | 3 | 12 | 0 | 0 | 4 | 0 | 0 | 1 | 0 | 0 | 6-7 | 9 | 2 | 0 | 2.45 |
| Mar 03 | vs. Louisiana | 8.0 | 7 | 3 | 3 | 4 | 8 | 3 | 0 | 1 | 0 | 0 | 3 | 1 | 0 | 0-3 | 9 | 3 | 0 | 2.52 |
| Mar 04 | vs #24 Houston | 9.0 | 12 | 4 | 4 | 0 | 9 | 5 | 0 | 1 | 2 | 0 | 0 | 0 | 0 | 9-4 | 10 | 3 | 0 | 2.63 |
| Mar 07 | at Long Beach State | 8.0 | 4 | 4 | 4 | 7 | 8 | 0 | 0 | 0 | 2 | 0 | 0 | 0 | 0 | 3-4 | 10 | 4 | 0 | 2.75 |
| Mar 09 | at #11 UCLA | 9.0 | 9 | 3 | 3 | 2 | 13 | 2 | 0 | 1 | 0 | 0 | 0 | 0 | 0 | 6-3 | 11 | 4 | 1 | 2.77 |
| Mar 11 | vs. #8 TCU | 9.0 | 9 | 4 | 3 | 6 | 11 | 0 | 1 | 1 | 1 | 0 | 2 | 1 | 0 | 7-4 | 12 | 4 | 2 | 2.78 |
| Mar 14 | EASTERN KY. | 9.0 | 7 | 6 | 5 | 6 | 12 | 2 | 0 | 0 | 1 | 0 | 1 | 0 | 0 | 5-6 | 12 | 5 | 2 | 2.91 |
| Mar 16 | at #19 Mississippi St. | 9.0 | 5 | 0 | 0 | 7 | 10 | 0 | 0 | 0 | 1 | 0 | 0 | 2 | 0 | 5-0 | 13 | 5 | 3 | 2.75 |
| Mar 17 | at #19 Mississippi St. | 9.0 | 8 | 1 | 1 | 2 | 14 | 1 | 0 | 1 | 0 | 0 | 2 | 0 | 0 | 10-1 | 14 | 5 | 3 | 2.66 |
| Mar 18 | at #19 Mississippi St. | 9.0 | 6 | 3 | 3 | 3 | 10 | 1 | 0 | 0 | 1 | 1 | 0 | 0 | 0 | 4-3 | 15 | 5 | 4 | 2.67 |
| Mar 21 | vs Belmont | 9.0 | 8 | 8 | 7 | 6 | 10 | 3 | 0 | 0 | 1 | 0 | 1 | 0 | 0 | 5-8 | 15 | 6 | 4 | 2.88 |
| Mar 23 | #19 LSU | 9.0 | 8 | 2 | 2 | 4 | 8 | 0 | 1 | 0 | 0 | 0 | 1 | 2 | 0 | 4-2 | 16 | 6 | 5 | 2.84 |
| Mar 24 | #19 LSU | 9.0 | 11 | 6 | 6 | 5 | 5 | 1 | 1 | 1 | 1 | 0 | 0 | 3 | 0 | 2-6 | 16 | 7 | 5 | 2.98 |
| Mar 25 | #19 LSU | 7.0 | 2 | 0 | 0 | 2 | 9 | 0 | 0 | 0 | 0 | 0 | 0 | 0 | 0 | 1-0 | 17 | 7 | 5 | 2.88 |
| Mar 27 | vs Lipscomb | 8.0 | 9 | 5 | 5 | 4 | 12 | 1 | 1 | 1 | 0 | 0 | 2 | 0 | 0 | 1-5 | 17 | 8 | 5 | 2.98 |
| Mar 30 | at #2 Florida | 8.0 | 8 | 8 | 7 | 6 | 10 | 2 | 0 | 1 | 4 | 0 | 1 | 0 | 0 | 4-8 | 17 | 9 | 5 | 3.15 |
| Mar 31 | at #2 Florida | 8.0 | 12 | 10 | 10 | 5 | 6 | 3 | 0 | 1 | 0 | 0 | 1 | 0 | 0 | 2-10 | 17 | 10 | 5 | 3.43 |
| Apr 01 | at #2 Florida | 8.0 | 10 | 8 | 8 | 9 | 8 | 3 | 0 | 3 | 4 | 0 | 1 | 2 | 0 | 2-8 | 17 | 11 | 5 | 3.61 |
| Apr 03 | at Middle Tennessee | 7.0 | 9 | 4 | 4 | 4 | 7 | 1 | 0 | 1 | 1 | 0 | 0 | 0 | 0 | 3-4 | 17 | 12 | 5 | 3.65 |
| Apr 05 | #16 GEORGIA | 9.0 | 8 | 3 | 2 | 4 | 9 | 1 | 0 | 0 | 0 | 0 | 0 | 2 | 1 | 2-3 | 17 | 13 | 5 | 3.60 |
| Apr 06 | #16 GEORGIA | 9.0 | 10 | 3 | 3 | 2 | 12 | 0 | 0 | 0 | 1 | 0 | 1 | 0 | 0 | 5-3 | 18 | 13 | 5 | 3.58 |
| Apr 07 | #16 GEORGIA | 9.0 | 7 | 3 | 3 | 2 | 10 | 2 | 1 | 0 | 0 | 0 | 0 | 0 | 0 | 8-3 | 19 | 13 | 6 | 3.56 |
| Apr 10 | WESTERN KENTUCKY | 9.0 | 3 | 2 | 0 | 5 | 12 | 0 | 0 | 0 | 0 | 0 | 1 | 0 | 0 | 3-2 | 20 | 13 | 7 | 3.45 |
| Apr 13 | #5 OLE MISS | 9.0 | 14 | 11 | 11 | 8 | 9 | 1 | 1 | 1 | 4 | 0 | 2 | 0 | 0 | 3-11 | 20 | 14 | 7 | 3.67 |
| Apr 15 | #5 OLE MISS | 8.0 | 7 | 7 | 7 | 2 | 3 | 2 | 0 | 1 | 0 | 0 | 2 | 1 | 0 | 8-7 | 21 | 14 | 7 | 3.79 |
| Apr 15 | #5 OLE MISS | 7.0 | 11 | 7 | 7 | 2 | 8 | 3 | 0 | 1 | 1 | 0 | 0 | 1 | 0 | 8-7 | 22 | 14 | 8 | 3.90 |
| Apr 17 | EVANSVILLE | 9.0 | 4 | 1 | 1 | 4 | 7 | 0 | 0 | 0 | 0 | 0 | 0 | 0 | 0 | 6-1 | 23 | 14 | 8 | 3.82 |
| Apr 19 | at Missouri | 8.0 | 4 | 2 | 1 | 1 | 9 | 0 | 0 | 0 | 2 | 0 | 1 | 0 | 0 | 1-2 | 23 | 15 | 8 | 3.76 |
| Apr 20 | at Missouri | 8.0 | 4 | 3 | 2 | 5 | 8 | 0 | 0 | 0 | 0 | 0 | 0 | 1 | 1 | 1-3 | 23 | 16 | 8 | 3.72 |
| Apr 21 | at Missouri | 9.0 | 6 | 2 | 0 | 0 | 8 | 2 | 0 | 0 | 0 | 0 | 0 | 0 | 0 | 6-2 | 24 | 16 | 8 | 3.62 |
| Apr 27 | SOUTH CAROLINA | 9.0 | 10 | 8 | 7 | 3 | 11 | 3 | 0 | 0 | 1 | 0 | 2 | 0 | 0 | 7-8 | 24 | 17 | 8 | 3.71 |
| Apr 28 | SOUTH CAROLINA | 9.0 | 9 | 1 | 1 | 1 | 9 | 2 | 0 | 1 | 1 | 0 | 1 | 0 | 0 | 8-1 | 25 | 17 | 8 | 3.64 |
| Apr 29 | SOUTH CAROLINA | 9.0 | 13 | 10 | 9 | 5 | 8 | 2 | 0 | 3 | 0 | 0 | 1 | 0 | 0 | 9-10 | 25 | 18 | 8 | 3.77 |
| May 01 | LOUISVILLE | 9.0 | 11 | 8 | 8 | 7 | 8 | 4 | 1 | 0 | 1 | 0 | 0 | 0 | 0 | 4-8 | 25 | 19 | 8 | 3.87 |
| May 04 | at Auburn | 8.0 | 6 | 4 | 4 | 2 | 6 | 0 | 0 | 2 | 0 | 1 | 0 | 1 | 0 | 1-4 | 25 | 20 | 8 | 3.88 |
| May 05 | at Auburn | 8.0 | 13 | 11 | 11 | 7 | 7 | 1 | 0 | 2 | 2 | 1 | 0 | 1 | 0 | 5-11 | 25 | 21 | 8 | 4.05 |
| May 06 | at Auburn | 8.0 | 13 | 14 | 13 | 9 | 5 | 1 | 0 | 2 | 2 | 1 | 1 | 0 | 0 | 0-14 | 25 | 22 | 8 | 4.26 |
| May 08 | TENNESSEE TECH | 9.0 | 14 | 6 | 4 | 1 | 10 | 4 | 0 | 0 | 0 | 0 | 1 | 1 | 0 | 4-6 | 25 | 23 | 8 | 4.26 |
| May 11 | at Tennessee | 9.0 | 5 | 6 | 5 | 5 | 11 | 0 | 0 | 2 | 2 | 0 | 0 | 2 | 0 | 7-6 | 26 | 23 | 9 | 4.27 |
| May 12 | at Tennessee | 9.0 | 8 | 2 | 2 | 4 | 8 | 2 | 0 | 0 | 1 | 0 | 1 | 0 | 0 | 7-2 | 27 | 23 | 9 | 4.23 |
| May 13 | at Tennessee | 8.0 | 8 | 8 | 8 | 6 | 9 | 3 | 0 | 1 | 0 | 0 | 3 | 0 | 0 | 7-8 | 27 | 24 | 9 | 4.31 |
| Totals | | 440.1 | 400 | 233 | 211 | 197 | 472 | 72 | 7 | 38 | 44 | 6 | 46 | 31 | 2 | 299-233 | 27 | 24 | 9 | 4.31 |

OPPONENT BIG INNINGS (FOUR-PLUS RUNS)

OPPONENTS (11)

| Date | Opponent | Inning | Runs | Result |
|------|------------------|--------|------|---------|
| 3/21 | vs. Belmont | 5 | 5 | L, 8-5 |
| 3/27 | vs. Lipscomb | 5 | 4 | L, 5-1 |
| 3/30 | at #2 Florida | 7 | 5 | L, 8-4 |
| 3/31 | at #2 Florida | 7 | 7 | L, 10-2 |
| 4/01 | at #2 Florida | 1 | 4 | L, 8-2 |
| 4/15 | #5 Ole Miss - G1 | 7 | 4 | W, 8-7 |
| 4/15 | #5 Ole Miss - G2 | 5 | 4 | W, 8-7 |
| 4/27 | South Carolina | 6 | 6 | L, 8-7 |
| 5/01 | Louisville | 2 | 4 | L, 8-4 |
| 5/05 | at Auburn | 2 | 5 | L, 11-5 |
| 5/11 | at Tennessee | 7 | 4 | W, 7-6 |

GAME-BY-GAME STARTERS BY POSITION

| Date | Opponent | C | 1B | 2B | 3B | SS | LF | CF | RF | DH |
|--------|------------------------|--------|----------|------|----------|----------|----------|---------|---------|----------|
| Feb 16 | #25 DUKE | Scott | Infante | Paul | Gonzalez | Kaiser | Jones | DeMarco | Bleday | King |
| Feb 17 | #25 DUKE | Clarke | Infante | Paul | Gonzalez | Kaiser | Jones | DeMarco | Bleday | Day |
| Feb 18 | #25 DUKE | Scott | Infante | Paul | Gonzalez | Kaiser | Martin | Jones | DeMarco | Fellows |
| Feb 20 | PRESBYTERIAN | Scott | Infante | Paul | Gonzalez | Kaiser | Jones | DeMarco | Ray | Martin |
| Feb 21 | PRESBYTERIAN | Clarke | Infante | Paul | Gonzalez | Kaiser | Jones | DeMarco | Bleday | Martin |
| Feb 23 | UMASS-LOWELL | Scott | Infante | Paul | Gonzalez | Kaiser | Martin | Jones | DeMarco | King |
| Feb 24 | UMASS-LOWELL | Clarke | Infante | Paul | Gonzalez | Kaiser | Jones | DeMarco | Bleday | Martin |
| Feb 25 | UMASS-LOWELL | Scott | Martin | Paul | Gonzalez | Kaiser | Jones | DeMarco | Bleday | Fellows |
| Feb 27 | AUSTIN PEAY | Scott | Martin | Paul | Gonzalez | Kaiser | Grisanti | Jones | DeMarco | Day |
| Feb 28 | INDIANA STATE | Clarke | Martin | Paul | Gonzalez | Kaiser | Jones | DeMarco | Bleday | T. Brown |
| Mar 02 | vs. Sam Houston St. | Scott | Infante | Paul | Gonzalez | Kaiser | Jones | DeMarco | Bleday | Martin |
| Mar 03 | vs. Louisiana | Clarke | Infante | Paul | Gonzalez | Kaiser | Grisanti | DeMarco | Bleday | Martin |
| Mar 04 | vs. #24 Houston | Scott | Martin | Paul | Gonzalez | Kaiser | Grisanti | DeMarco | Bleday | Fellows |
| Mar 07 | at Long Beach St. | Clarke | Infante | Paul | Gonzalez | Kaiser | Grisanti | DeMarco | Bleday | Scott |
| Mar 09 | at #11 UCLA | Clarke | Infante | Paul | Gonzalez | Kaiser | Jones | DeMarco | Bleday | Grisanti |
| Mar 11 | vs. #8 TCU | Scott | Infante | Paul | Gonzalez | Kaiser | Grisanti | DeMarco | Bleday | Martin |
| Mar 14 | EASTERN KY. | Duvall | Infante | Paul | Gonzalez | Kaiser | Grisanti | DeMarco | Bleday | Martin |
| Mar 16 | at #19 Mississippi St. | Clarke | Infante | Paul | Gonzalez | Kaiser | Grisanti | DeMarco | Bleday | Martin |
| Mar 17 | at #19 Mississippi St. | Clarke | Infante | Paul | Gonzalez | Kaiser | Grisanti | DeMarco | Bleday | Martin |
| Mar 18 | at #19 Mississippi St. | Scott | Infante | Paul | Gonzalez | Kaiser | Martin | DeMarco | Bleday | Fellows |
| Mar 21 | vs. Belmont | Clarke | Infante | Paul | Gonzalez | Kaiser | Martin | DeMarco | Ray | Hickman |
| Mar 23 | #19 LSU | Scott | Infante | Paul | Martin | Kaiser | Jones | DeMarco | Bleday | Clarke |
| Mar 24 | #19 LSU | Clarke | Infante | Paul | Martin | Kaiser | Jones | DeMarco | Bleday | Fellows |
| Mar 25 | #19 LSU | Scott | Infante | Paul | Martin | Kaiser | Jones | DeMarco | Bleday | Clarke |
| Mar 27 | vs. Lipscomb | Scott | Infante | Paul | Martin | Kaiser | Jones | DeMarco | Bleday | Raby |
| Mar 30 | at #2 Florida | Scott | Infante | Paul | Martin | Kaiser | Grisanti | Jones | DeMarco | Clarke |
| Mar 31 | at #2 Florida | Clarke | Infante | Paul | Gonzalez | Kaiser | Martin | Jones | DeMarco | Scott |
| Apr 01 | at #2 Florida | Scott | Infante | Paul | Gonzalez | Kaiser | Martin | Jones | DeMarco | Clarke |
| Apr 03 | at MTSU | Duvall | Infante | Paul | Gonzalez | Kaiser | Martin | Jones | DeMarco | Clarke |
| Apr 05 | #16 GEORGIA | Scott | Infante | Paul | Martin | Kaiser | Davis | Jones | DeMarco | Clarke |
| Apr 06 | #16 GEORGIA | Scott | Martin | Paul | Gonzalez | Kaiser | Ray | Jones | DeMarco | Clarke |
| Apr 07 | #16 GEORGIA | Scott | Martin | Paul | Ray | Kaiser | Davis | Jones | DeMarco | Clarke |
| Apr 10 | WKU | Duvall | Martin | Paul | Ray | Kaiser | Scott | Jones | DeMarco | Clarke |
| Apr 13 | #5 OLE MISS | Scott | Infante | Paul | Ray | Kaiser | Martin | Jones | DeMarco | Raby |
| Apr 15 | #5 OLE MISS | Scott | Infante | Paul | Martin | Ray | Davis | Jones | DeMarco | Clarke |
| Apr 15 | #5 OLE MISS | Duvall | Infante | Paul | Martin | Kaiser | Scott | Jones | DeMarco | Clarke |
| Apr 17 | EVANSVILLE | Duvall | Infante | Paul | Gonzalez | Kaiser | Scott | Martin | DeMarco | Clarke |
| Apr 19 | at Missouri | Scott | Martin | Paul | Gonzalez | Kaiser | Ray | Jones | DeMarco | Clarke |
| Apr 20 | at Missouri | Duvall | Martin | Paul | Gonzalez | Kaiser | Scott | Jones | DeMarco | Clarke |
| Apr 21 | at Missouri | Duvall | Infante | Paul | Ray | Kaiser | Scott | Martin | DeMarco | Clarke |
| Apr 27 | SOUTH CAROLINA | Duvall | Infante | Paul | Ray | Kaiser | Scott | Martin | DeMarco | Clarke |
| Apr 28 | SOUTH CAROLINA | Duvall | Infante | Paul | Ray | Kaiser | Martin | Jones | DeMarco | Clarke |
| Apr 29 | SOUTH CAROLINA | Clarke | Infante | Paul | Ray | Kaiser | Martin | Jones | DeMarco | Duvall |
| May 01 | LOUISVILLE | Duvall | Infante | Paul | Ray | Kaiser | Martin | Jones | DeMarco | Clarke |
| May 04 | at Auburn | Duvall | Infante | Paul | Martin | Kaiser | Scott | Jones | DeMarco | Clarke |
| May 05 | at Auburn | Duvall | Infante | Paul | Blaylock | Martin | Scott | Ray | DeMarco | Clarke |
| May 06 | at Auburn | Scott | Infante | Paul | Blaylock | Gonzalez | Martin | Ray | DeMarco | Clarke |
| May 08 | TENNESSEE TECH | Duvall | Blaylock | Paul | Gonzalez | Martin | Scott | DeMarco | Bleday | Clarke |
| May 11 | at Tennessee | Scott | Martin | Paul | Gonzalez | Kaiser | DeMarco | Ray | Bleday | Clarke |
| May 12 | at Tennessee | Scott | Martin | Paul | Gonzalez | Kaiser | DeMarco | Ray | Bleday | Clarke |
| May 13 | at Tennessee | Scott | Martin | Paul | Gonzalez | Kaiser | DeMarco | Ray | Bleday | Clarke |

STARTERS BREAKDOWN

(Win-Loss record in parenthesis)

PITCHER:

| | | |
|----------------|----|-------|
| Drake Fellows | 13 | (6-7) |
| Mason Hickman | 11 | (7-4) |
| Patrick Raby | 10 | (5-5) |
| Jake Eder | 9 | (3-6) |
| Chandler Day | 3 | (3-0) |
| Zach King | 2 | (1-1) |
| Reid Schaller | 2 | (1-1) |
| Jackson Gillis | 1 | (1-0) |
| Maddux Conger | 1 | (1-0) |
| Hugh Fisher | 1 | (1-0) |

CATCHER:

| | | |
|---------------|----|--------|
| Stephen Scott | 25 | (16-9) |
| Philip Clarke | 13 | (6-7) |
| Ty Duvall | 13 | (5-8) |

FIRST BASE:

| | | |
|------------------|----|---------|
| Julian Infante | 38 | (18-20) |
| Austin Martin | 12 | (9-3) |
| Garrett Blaylock | 1 | (0-1) |

SECOND BASE:

| | | |
|------------|----|---------|
| Ethan Paul | 51 | (27-24) |
|------------|----|---------|

THIRD BASE:

| | | |
|------------------|----|---------|
| Jayson Gonzalez | 32 | (19-13) |
| Austin Martin | 9 | (4-5) |
| Harrison Ray | 8 | (4-4) |
| Garrett Blaylock | 2 | (0-2) |

SHORTSTOP:

| | | |
|-----------------|----|---------|
| Connor Kaiser | 48 | (27-21) |
| Austin Martin | 2 | (0-2) |
| Jayson Gonzalez | 1 | (0-1) |

LEFT FIELD:

| | | |
|-----------------|----|-------|
| Alonzo Jones | 13 | (9-4) |
| Austin Martin | 12 | (4-8) |
| Walker Grisanti | 9 | (5-4) |
| Stephen Scott | 9 | (4-5) |
| Cooper Davis | 3 | (2-1) |
| Pat DeMarco | 3 | (2-1) |
| Harrison Ray | 2 | (1-1) |

CENTER FIELD:

| | | |
|---------------|----|--------|
| Pat DeMarco | 23 | (14-9) |
| Alonzo Jones | 20 | (9-11) |
| Harrison Ray | 5 | (2-3) |
| Austin Martin | 3 | (2-1) |

RIGHT FIELD:

| | | |
|--------------|----|---------|
| Pat DeMarco | 25 | (11-14) |
| JJ Bleday | 24 | (15-9) |
| Harrison Ray | 2 | (1-1) |

DESIGNATED HITTER:

| | | |
|-----------------|----|---------|
| Philip Clarke | 25 | (12-13) |
| Austin Martin | 9 | (6-3) |
| Drake Fellows | 5 | (4-1) |
| Chandler Day | 2 | (1-1) |
| Zach King | 2 | (2-0) |
| Stephen Scott | 2 | (0-2) |
| Patrick Raby | 2 | (0-2) |
| Walker Grisanti | 1 | (1-0) |
| Tyler Brown | 1 | (1-0) |
| Mason Hickman | 1 | (0-1) |
| Ty Duvall | 1 | (0-1) |

STARTERS BREAKDOWN

(Win-Loss record in parenthesis)

LEADOFF:

| | | |
|-----------------|----|---------|
| Austin Martin | 41 | (20-21) |
| Walker Grisanti | 7 | (5-2) |
| Pat DeMarco | 2 | (1-1) |
| Philip Clarke | 1 | (1-0) |

2ND SPOT:

| | | |
|---------------|----|--------|
| Connor Kaiser | 18 | (10-8) |
| Ethan Paul | 13 | (5-8) |
| Alonzo Jones | 6 | (5-1) |
| Austin Martin | 5 | (4-1) |
| Stephen Scott | 4 | (2-2) |
| Philip Clarke | 4 | (1-3) |
| Ty Duvall | 1 | (0-1) |

3RD SPOT:

| | | |
|---------------|----|--------|
| Ethan Paul | 19 | (13-6) |
| Pat DeMarco | 15 | (7-8) |
| Philip Clarke | 15 | (6-9) |
| JJ Bleday | 1 | (1-0) |
| Stephen Scott | 1 | (0-1) |

CLEANUP:

| | | |
|-----------------|----|---------|
| Pat DeMarco | 30 | (18-12) |
| JJ Bleday | 9 | (6-3) |
| Julian Infante | 5 | (1-4) |
| Philip Clarke | 2 | (1-1) |
| Ethan Paul | 2 | (0-2) |
| Mason Hickman | 1 | (0-1) |
| Jayson Gonzalez | 1 | (1-0) |
| Ty Duvall | 1 | (0-1) |

5TH SPOT:

| | | |
|-----------------|----|-------|
| Connor Kaiser | 10 | (6-4) |
| Philip Clarke | 9 | (6-3) |
| Stephen Scott | 6 | (3-3) |
| Ethan Paul | 6 | (2-4) |
| JJ Bleday | 6 | (3-3) |
| Ty Duvall | 5 | (1-4) |
| Jayson Gonzalez | 2 | (1-1) |
| Zach King | 2 | (2-0) |
| Chandler Day | 1 | (1-0) |
| Drake Fellows | 1 | (1-0) |
| Julian Infante | 1 | (1-0) |
| Patrick Raby | 1 | (0-1) |
| Harrison Ray | 1 | (0-1) |

6TH SPOT:

| | | |
|-----------------|----|-------|
| Connor Kaiser | 13 | (7-6) |
| Jayson Gonzalez | 10 | (5-5) |
| Ethan Paul | 7 | (4-3) |
| Pat DeMarco | 4 | (1-3) |
| Stephen Scott | 4 | (2-2) |
| Harrison Ray | 4 | (2-2) |
| Julian Infante | 3 | (3-0) |
| Philip Clarke | 3 | (2-1) |
| Drake Fellows | 1 | (1-0) |
| Patrick Raby | 1 | (0-1) |
| JJ Bleday | 1 | (0-1) |

7TH SPOT:

| | | |
|-----------------|----|-------|
| Stephen Scott | 15 | (8-7) |
| Jayson Gonzalez | 9 | (6-3) |
| JJ Bleday | 7 | (5-2) |
| Ethan Paul | 3 | (2-1) |
| Philip Clarke | 3 | (0-3) |
| Alonzo Jones | 3 | (1-2) |
| Julian Infante | 3 | (1-2) |
| Drake Fellows | 2 | (2-0) |
| Connor Kaiser | 2 | (1-1) |
| Harrison Ray | 2 | (1-1) |
| Ty Duvall | 1 | (0-1) |
| Walker Grisanti | 1 | (0-1) |

8TH SPOT:

| | | |
|------------------|---|-------|
| Julian Infante | 8 | (3-5) |
| Jayson Gonzalez | 7 | (4-3) |
| Alonzo Jones | 7 | (2-5) |
| Harrison Ray | 7 | (4-3) |
| Stephen Scott | 5 | (4-1) |
| Connor Kaiser | 5 | (3-2) |
| Ty Duvall | 4 | (3-1) |
| Garrett Blaylock | 2 | (0-2) |
| Philip Clarke | 1 | (1-0) |
| Cooper Davis | 1 | (0-1) |
| Walker Grisanti | 1 | (1-0) |
| Ethan Paul | 1 | (1-0) |
| Drake Fellows | 1 | (0-1) |
| Tyler Brown | 1 | (1-0) |

9TH SPOT:

| | | |
|------------------|----|--------|
| Julian Infante | 18 | (9-9) |
| Alonzo Jones | 17 | (10-7) |
| Jayson Gonzalez | 4 | (2-2) |
| Harrison Ray | 3 | (1-2) |
| Cooper Davis | 2 | (2-0) |
| Ty Duvall | 2 | (1-1) |
| Chandler Day | 1 | (0-1) |
| Austin Martin | 1 | (1-0) |
| Walker Grisanti | 1 | (0-1) |
| Stephen Scott | 1 | (1-0) |
| Garrett Blaylock | 1 | (0-1) |

GAME-BY-GAME BATTING ORDER

| Date | Opponent | 1 | 2 | 3 | 4 | 5 | 6 | 7 | 8 | 9 |
|--------|------------------------|----------|--------|---------|----------|----------|----------|----------|----------|----------|
| Feb 16 | #25 DUKE | DeMarco | Kaiser | Paul | Infante | King | Gonzalez | Bleday | Jones | Scott |
| Feb 17 | #25 DUKE | DeMarco | Kaiser | Paul | Infante | Clarke | Gonzalez | Bleday | Jones | Day |
| Feb 18 | #25 DUKE | Martin | Kaiser | Paul | DeMarco | Scott | Infante | Fellows | Gonzalez | Jones |
| Feb 20 | PRESBYTERIAN | Martin | Kaiser | Paul | DeMarco | Infante | Scott | Gonzalez | Ray | Jones |
| Feb 21 | PRESBYTERIAN | Martin | Kaiser | Paul | DeMarco | Clarke | Infante | Bleday | Gonzalez | Jones |
| Feb 23 | UMASS-LOWELL | Martin | Kaiser | Paul | DeMarco | King | Infante | Scott | Gonzalez | Jones |
| Feb 24 | UMASS-LOWELL | Martin | Kaiser | Paul | DeMarco | Clarke | Gonzalez | Bleday | Infante | Jones |
| Feb 25 | UMASS-LOWELL | Martin | Kaiser | Paul | DeMarco | Fellows | Gonzalez | Bleday | Scott | Jones |
| Feb 27 | AUSTIN PEAY | Martin | Kaiser | Paul | DeMarco | Day | Gonzalez | Scott | Grisanti | Jones |
| Feb 28 | INDIANA STATE | Martin | Kaiser | Paul | DeMarco | Clarke | Gonzalez | Bleday | T. Brown | Jones |
| Mar 02 | vs. Sam Houston St. | Martin | Kaiser | Paul | DeMarco | Bleday | Gonzalez | Scott | Infante | Jones |
| Mar 03 | vs. Louisiana | Martin | Kaiser | Paul | DeMarco | Clarke | Gonzalez | Bleday | Infante | Grisanti |
| Mar 04 | vs. #24 Houston | Grisanti | Scott | Paul | DeMarco | Bleday | Kaiser | Fellows | Gonzalez | Martin |
| Mar 07 | at Long Beach St. | Grisanti | Scott | DeMarco | Paul | Bleday | Kaiser | Clarke | Gonzalez | Infante |
| Mar 09 | at #11 UCLA | Grisanti | Paul | DeMarco | Bleday | Kaiser | Clarke | Gonzalez | Infante | Jones |
| Mar 11 | vs. #8 TCU | Grisanti | Martin | DeMarco | Bleday | Gonzalez | Paul | Kaiser | Scott | Infante |
| Mar 14 | EASTERN KY. | Grisanti | Martin | DeMarco | Bleday | Gonzalez | Paul | Kaiser | Duvall | Infante |
| Mar 16 | at #19 Mississippi St. | Grisanti | Martin | DeMarco | Bleday | Kaiser | Paul | Gonzalez | Clarke | Infante |
| Mar 17 | at #19 Mississippi St. | Grisanti | Martin | DeMarco | Bleday | Kaiser | Clarke | Gonzalez | Paul | Infante |
| Mar 18 | at #19 Mississippi St. | Martin | Paul | DeMarco | Bleday | Kaiser | Fellows | Gonzalez | Scott | Infante |
| Mar 21 | vs. Belmont | Martin | Paul | DeMarco | Hickman | Kaiser | Clarke | Gonzalez | Infante | Ray |
| Mar 23 | #19 LSU | Martin | Clarke | DeMarco | Bleday | Kaiser | Paul | Infante | Scott | Jones |
| Mar 24 | #19 LSU | Martin | Clarke | DeMarco | Bleday | Kaiser | Paul | Infante | Fellows | Jones |
| Mar 25 | #19 LSU | Clarke | Martin | Bleday | DeMarco | Paul | Kaiser | Scott | Jones | Infante |
| Mar 27 | vs. Lipscomb | Martin | Paul | DeMarco | Bleday | Kaiser | Raby | Scott | Jones | Infante |
| Mar 30 | at #2 Florida | Martin | Scott | DeMarco | Clarke | Kaiser | Paul | Grisanti | Infante | Jones |
| Mar 31 | at #2 Florida | Martin | Kaiser | Paul | Infante | Scott | DeMarco | Clarke | Gonzalez | Jones |
| Apr 01 | at #2 Florida | Martin | Paul | Clarke | Infante | Scott | DeMarco | Jones | Kaiser | Gonzalez |
| Apr 03 | at MTSU | Martin | Kaiser | Clarke | Infante | Paul | DeMarco | Duvall | Gonzalez | Jones |
| Apr 05 | #16 GEORGIA | Martin | Jones | Clarke | DeMarco | Paul | Kaiser | Scott | Davis | Infante |
| Apr 06 | #16 GEORGIA | Martin | Jones | Clarke | Gonzalez | Paul | DeMarco | Scott | Kaiser | Ray |
| Apr 07 | #16 GEORGIA | Martin | Jones | Clarke | DeMarco | Scott | Kaiser | Paul | Ray | Davis |
| Apr 10 | WKU | Martin | Jones | Clarke | DeMarco | Scott | Kaiser | Paul | Ray | Duvall |
| Apr 13 | #5 OLE MISS | Martin | Kaiser | Scott | DeMarco | Raby | Ray | Paul | Jones | Infante |
| Apr 15 | #5 OLE MISS | Martin | Jones | Paul | DeMarco | Clarke | Kaiser | Scott | Infante | Davis |
| Apr 15 | #5 OLE MISS | Martin | Jones | Paul | DeMarco | Clarke | Kaiser | Scott | Duvall | Infante |
| Apr 17 | EVANSVILLE | Martin | Kaiser | Paul | DeMarco | Clarke | Scott | Gonzalez | Duvall | Infante |
| Apr 19 | at Missouri | Martin | Kaiser | Paul | DeMarco | Clarke | Gonzalez | Scott | Jones | Ray |
| Apr 20 | at Missouri | Martin | Kaiser | Paul | DeMarco | Scott | Gonzalez | Clarke | Jones | Duvall |
| Apr 21 | at Missouri | Martin | Scott | DeMarco | Clarke | Kaiser | Paul | Ray | Duvall | Infante |
| Apr 27 | SOUTH CAROLINA | Martin | Paul | Clarke | DeMarco | Duvall | Kaiser | Scott | Ray | Infante |
| Apr 28 | SOUTH CAROLINA | Martin | Paul | Clarke | DeMarco | Duvall | Kaiser | Jones | Ray | Infante |
| Apr 29 | SOUTH CAROLINA | Martin | Paul | Clarke | DeMarco | Duvall | Kaiser | Jones | Ray | Infante |
| May 01 | LOUISVILLE | Martin | Paul | Clarke | DeMarco | Duvall | Kaiser | Infante | Ray | Jones |
| May 04 | at Auburn | Martin | Duvall | Clarke | DeMarco | Paul | Kaiser | Scott | Infante | Jones |
| May 05 | at Auburn | Martin | Clarke | DeMarco | Duvall | Paul | Scott | Ray | Blaylock | Infante |
| May 06 | at Auburn | Martin | Clarke | DeMarco | Paul | Ray | Scott | Gonzalez | Blaylock | Infante |
| May 07 | TENNESSEE TECH | Martin | Paul | Clarke | DeMarco | Duvall | Bleday | Gonzalez | Scott | Blaylock |
| May 11 | at Tennessee | Martin | Paul | Clarke | DeMarco | Bleday | Ray | Scott | Kaiser | Gonzalez |
| May 12 | at Tennessee | Martin | Paul | Clarke | DeMarco | Bleday | Ray | Scott | Kaiser | Gonzalez |
| May 13 | at Tennessee | Martin | Paul | Clarke | DeMarco | Bleday | Ray | Scott | Kaiser | Gonzalez |

VANDERBILT HOME RUNS

| No. | Player | Game # | Date | Opponent | Pitcher | Runs | Inn | Outs | Count | Final |
|-----|----------|--------|---------|-----------------|----------------|------|-----|------|-------|---------|
| 1. | Scott | 2 | Feb. 17 | #25 Duke | Stinson, G | 1 | 7 | 2 | 0-2 | L, 5-4 |
| 2. | Martin | 3 | Feb. 18 | #25 Duke | Stallings, M * | 1 | 1 | 0 | 1-1 | W, 9-1 |
| 3. | Paul | 4 | Feb. 20 | Presbyterian | PARADIS, A. | 1 | 1 | 2 | 2-1 | W, 7-1 |
| 4. | Clarke | 5 | Feb. 21 | Presbyterian | McLAUGHLIN | 3 | 1 | 2 | 0-0 | W, 15-2 |
| 5. | Bleday | 6 | Feb. 23 | UMass-Lowell | Hoar III | 1 | 7 | 2 | 1-0 | W, 15-0 |
| 6. | Gonzalez | 7 | Feb. 24 | UMass-Lowell | Riley | 3 | 5 | 1 | 3-2 | W, 15-2 |
| 7. | Paul | 7 | Feb. 24 | UMass-Lowell | Constant | 4 | 5 | 2 | 3-2 | W, 15-2 |
| 8. | Gonzalez | 7 | Feb. 24 | UMass-Lowell | Hoar III | 2 | 8 | 0 | 2-2 | W, 15-2 |
| 9. | Scott | 8 | Feb. 25 | UMass-Lowell | Rand | 3 | 6 | 1 | 1-2 | W, 9-2 |
| 10. | Paul | 9 | Feb. 27 | AUSTIN PEAY | Gollert | 2 | 3 | 1 | 0-0 | W, 19-6 |
| 11. | Grisanti | 9 | Feb. 27 | AUSTIN PEAY | Rye | 3 | 4 | 2 | 3-2 | W, 19-6 |
| 12. | Bleday | 9 | Feb. 27 | AUSTIN PEAY | Wilson | 1 | 8 | 0 | 1-0 | W, 19-6 |
| 13. | DeMarco | 10 | Feb. 28 | INDIANA STATE | Ward | 1 | 6 | 0 | 2-2 | W, 8-5 |
| 14. | Jones | 10 | Feb. 28 | INDIANA STATE | Ridgway | 3 | 6 | 2 | 0-1 | W, 8-5 |
| 15. | Bleday | 13 | Mar. 4 | vs. #24 Houston | Randel | 2 | 1 | 1 | 3-2 | W, 9-4 |
| 16. | Gonzalez | 14 | Mar. 7 | at Long Beach | S. Sanchez | 1 | 5 | 0 | 0-1 | L, 4-3 |
| 17. | Paul | 15 | Mar. 9 | at #11 UCLA | Bird | 2 | 2 | 2 | 2-1 | W, 6-3 |
| 18. | Infante | 22 | Mar. 23 | #19 LSU | Z. Hess | 2 | 2 | 1 | 1-1 | W, 4-2 |
| 19. | DeMarco | 22 | Mar. 23 | #19 LSU | Z. Hess | 2 | 3 | 1 | 1-2 | W, 4-2 |
| 20. | Clarke | 26 | Mar. 30 | at #2 Florida | Singer | 1 | 7 | 0 | 1-0 | L, 8-4 |
| 21. | Scott | 26 | Mar. 30 | at #2 Florida | Mace | 3 | 8 | 1 | 3-1 | L, 8-4 |
| 22. | Duvall | 27 | Mar. 31 | at #2 Florida | McMullen | 1 | 9 | 0 | 1-1 | L, 10-2 |
| 23. | Paul | 28 | Apr. 1 | at #2 Florida | Dyson | 2 | 3 | 2 | 3-2 | L, 8-2 |
| 24. | Gonzalez | 29 | Apr. 3 | at MTSU | Blair | 3 | 4 | 1 | 0-1 | L, 4-3 |
| 25. | DeMarco | 31 | Apr. 6 | #16 UGA | R. Webb | 1 | 2 | 0 | 1-2 | W, 5-3 |
| 26. | Scott | 32 | Apr. 7 | #16 UGA | Kristofak | 3 | 7 | 1 | 1-2 | W, 8-3 |
| 27. | DeMarco | 33 | Apr. 10 | WKU | M. Martin | 1 | 6 | 0 | 0-2 | W, 3-2 |
| 28. | Kaiser | 33 | Apr. 10 | WKU | M. Martin | 2 | 6 | 0 | 0-0 | W, 3-2 |
| 29. | Paul | 35 | Apr. 15 | #5 OLE MISS | D. Woolfolk | 1 | 8 | 0 | 3-2 | W, 8-7 |
| 30. | DeMarco | 36 | Apr. 15 | #5 OLE MISS | J. McArthur | 1 | 4 | 0 | 3-1 | W, 8-7 |
| 31. | Scott | 36 | Apr. 15 | #5 OLE MISS | J. McArthur | 2 | 4 | 1 | 0-0 | W, 8-7 |
| 32. | Paul | 37 | Apr. 17 | EVANSVILLE | Ruesch | 2 | 3 | 2 | 0-2 | W, 6-1 |
| 33. | Paul | 37 | Apr. 17 | EVANSVILLE | Brady | 1 | 8 | 0 | 1-0 | W, 6-1 |
| 34. | DeMarco | 41 | Apr. 27 | S. CAROLINA | L. Chapman | 2 | 1 | 2 | 1-0 | L, 8-7 |
| 35. | Duvall | 41 | Apr. 27 | S. CAROLINA | L. Chapman | 1 | 1 | 2 | 0-0 | L, 8-7 |
| 36. | Jones | 42 | Apr. 28 | S. CAROLINA | R. Chapman | 2 | 5 | 2 | 3-2 | W, 8-1 |
| 37. | Scott | 44 | May 1 | LOUISVILLE | Conway | 2 | 9 | 0 | 2-1 | L, 8-4 |
| 38. | Clarke | 45 | May 4 | at Auburn | Mize | 1 | 7 | 0 | 0-0 | L, 4-1 |
| 39. | Duvall | 46 | May 5 | at Auburn | Burns | 1 | 2 | 0 | 0-1 | L, 11-5 |
| 40. | Clarke | 48 | May 8 | TENN. TECH | Provey | 1 | 5 | 0 | 0-1 | L, 6-4 |
| 41. | Scott | 49 | May 11 | at Tennessee | Heflin | 1 | 3 | 0 | 0-0 | W, 7-6 |
| 42. | Scott | 49 | May 11 | at Tennessee | Linginfelter | 1 | 6 | 2 | 2-2 | W, 7-6 |
| 43. | Kaiser | 49 | May 11 | at Tennessee | Linginfelter | 1 | 6 | 2 | 2-2 | W, 7-6 |
| 44. | Scott | 50 | May 12 | at Tennessee | Hunley | 1 | 6 | 1 | 3-1 | W, 7-2 |
| 45. | DeMarco | 51 | May 13 | at Tennessee | Neely | 2 | 4 | 1 | 2-2 | L, 8-7 |

* - leadoff home run

HOME RUN TRACKER

| Player | Career HR | Last HR | Opponent | Runs | Inn | Outs | Count | Final |
|----------|-----------|----------------|----------------------|------|-----|------|-------|---------|
| Bleday | 5 | March 4, 2018 | vs. #24 Houston | 2 | 1 | 1 | 3-2 | W, 9-4 |
| Clarke | 4 | May 8, 2018 | vs. Tennessee Tech | 1 | 5 | 0 | 0-1 | L, 6-4 |
| DeMarco | 7 | May 13, 2018 | at Tennessee | 2 | 4 | 1 | 2-2 | L, 8-7 |
| Duvall | 3 | May 5, 2018 | at Auburn | 1 | 2 | 0 | 0-1 | L, 11-5 |
| Gonzalez | 4 | April 3, 2018 | at MTSU | 3 | 4 | 1 | 0-1 | L, 4-3 |
| Grisanti | 2 | Feb. 27, 2018 | vs. Austin Peay | 3 | 4 | 2 | 3-2 | W, 19-6 |
| Infante | 18 | March 23, 2018 | vs. #19 LSU | 2 | 2 | 1 | 1-1 | W, 4-2 |
| Jones | 3 | April 28, 2018 | vs. South Carolina | 2 | 5 | 2 | 3-2 | W, 8-1 |
| Kaiser | 3 | May 11, 2018 | at Tennessee | 1 | 6 | 2 | 2-2 | W, 7-6 |
| Martin | 1 | Feb. 18, 2018 | vs. #25 Duke | 1 | 1 | 0 | 1-1 | W, 9-1 |
| Paul | 17 | April 17, 2018 | vs. Evansville | 1 | 8 | 0 | 1-0 | W, 6-1 |
| Ray | 1 | Feb. 28, 2017 | vs. Southeastern La. | 2 | 6 | 0 | 0-0 | W, 9-6 |
| Scott | 12 | May 12, 2018 | at Tennessee | 1 | 6 | 1 | 3-1 | W, 7-2 |

HOME RUN BREAKDOWN

| | |
|--------------------------|-------|
| at Home | 30 |
| on the Road | 14 |
| at Neutral Site | 1 |
| vs. RHP | 34 |
| vs. LHP | 11 |
| vs. SEC Teams | 21 |
| vs. Non-Conference Teams | 24 |
| with 0 outs | 18 |
| with 1 out | 12 |
| with 2 outs | 15 |
| Solo HR | 22 |
| 2-run HR | 14 |
| 3-run HR | 8 |
| Grand Slam | 1 |
| Inside-the-Park HR | 0 |
| February | 14 |
| March | 8 |
| April | 14 |
| May | 9 |
| June | 0 |
| in 1st inning | 6 |
| in 2nd inning | 4 |
| in 3rd inning | 5 |
| in 4th inning | 5 |
| in 5th inning | 5 |
| in 6th inning | 8 |
| in 7th inning | 5 |
| in 8th inning | 5 |
| in 9th inning | 2 |
| in extra innings | 0 |
| Leadoff hitter | 1 |
| 2-hole | 3 |
| 3-hole | 8 |
| Cleanup | 8 |
| 5-hole | 4 |
| 6-hole | 4 |
| 7-hole | 8 |
| 8-hole | 5 |
| 9-hole | 1 |
| Pinch hitter | 3 |
| to Left Field | 10 |
| to Left Center | 4 |
| to Centerfield | 6 |
| to Right Center | 5 |
| to Right Field | 20 |
| Day Games | 24 |
| Night Games | 21 |
| Starters | 22 |
| Relievers | 23 |
| To tie the game | 3 |
| To put Vanderbilt ahead | 14 |
| Walkoff HR | 0 |
| To lead off a game | 1 |
| To lead off an inning | 15 |
| Record with HR | 20-12 |
| Record without HR | 7-12 |

VANDERBILT RECORD WHEN...

| | 2018 |
|----------------------|-------|
| Total | 27-24 |
| Conference | 13-14 |
| Non-Conf | 14-10 |
| Home | 18-9 |
| Away | 7-11 |
| Neutral | 2-4 |
| Day | 19-9 |
| Night | 8-15 |
| vs Left | 12-5 |
| vs Right | 15-18 |
| 1-Run games | 6-10 |
| 2-Run games | 2-2 |
| 5+Run games | 15-5 |
| Extra inns | 1-1 |
| Shutouts | 3-1 |
| Scoring 0-2 runs | 1-10 |
| Scoring 3-5 runs | 5-10 |
| Scoring 6-9 runs | 16-4 |
| Scoring 10+ runs | 5-0 |
| Opponent 0-2 runs | 16-1 |
| Opponent 3-5 runs | 7-8 |
| Opponent 6-9 runs | 4-10 |
| Opponent 10+ runs | 0-5 |
| Scored in 1st inning | 9-2 |
| Scores first | 14-8 |
| Opp. scores first | 13-16 |
| After 6 leading | 27-4 |
| After 6 trailing | 0-19 |
| After 6 tied | 0-1 |
| After 7 leading | 24-3 |
| After 7 trailing | 0-18 |
| After 7 tied | 0-2 |
| After 8 leading | 24-1 |
| After 8 trailing | 0-21 |
| After 8 tied | 0-1 |
| Hit 0 home runs | 7-12 |
| Hit 1 home run | 12-10 |
| Hit 2+ home runs | 8-2 |
| Opponent 0 home runs | 17-9 |
| Opponent 1 home run | 8-9 |
| Opponent 2+ HRs | 2-6 |
| Made 0 errors | 17-11 |
| Made 1 error | 8-8 |
| Made 2+ errors | 2-5 |
| Opp. made 0 errors | 7-10 |
| Opp. made 1 error | 13-12 |
| Opp. made 2+ errors | 7-2 |
| Out-hit opponent | 19-6 |
| Out-hit by opponent | 5-15 |
| Hits are tied | 3-3 |

MISCELLANEOUS STATS

| HITTING | Longest | Current |
|------------------|---------|---------|
| Austin Martin | 13 | 4 |
| Pat DeMarco | 8 | 3 |
| Ethan Paul | 8 | 2 |
| JJ Bleday | 8 | 2 |
| Stephen Scott | 7 | - |
| Connor Kaiser | 7 | 3 |
| Ty Duvall | 6 | - |
| Philip Clarke | 6 | - |
| Harrison Ray | 5 | - |
| Alonzo Jones | 5 | 4 |
| Julian Infante | 5 | - |
| Jayson Gonzalez | 5 | - |
| Walker Grisanti | 4 | - |
| Garrett Blaylock | 2 | 1 |
| Cooper Davis | 1 | - |

| REACHED BASE | Longest | Current |
|------------------|---------|---------|
| Connor Kaiser | 26 | 3 |
| JJ Bleday | 17 | 17 |
| Austin Martin | 16 | 4 |
| Ethan Paul | 13 | 4 |
| Walker Grisanti | 13 | 1 |
| Stephen Scott | 11 | 6 |
| Pat DeMarco | 10 | 3 |
| Philip Clarke | 9 | 4 |
| Ty Duvall | 8 | - |
| Jayson Gonzalez | 6 | 1 |
| Alonzo Jones | 6 | 4 |
| Harrison Ray | 5 | - |
| Julian Infante | 5 | - |
| Cooper Davis | 2 | - |
| Garrett Blaylock | 2 | 1 |
| Tyler Solomon | 2 | 2 |

GAME SUMMARY

Record when team scores:

| | | | | | | | | | | | |
|------|-----|-----|-----|-----|-----|-----|-----|-----|-----|-----|-----|
| Runs | 0 | 1 | 2 | 3 | 4 | 5 | 6 | 7 | 8 | 9 | 10+ |
| W-L | 0-2 | 1-4 | 0-4 | 1-3 | 2-4 | 2-3 | 3-1 | 4-2 | 5-0 | 4-1 | 5-0 |

Record when opponent scores:

| | | | | | | | | | | | |
|------|-----|-----|-----|-----|-----|-----|-----|-----|-----|-----|-----|
| Runs | 0 | 1 | 2 | 3 | 4 | 5 | 6 | 7 | 8 | 9 | 10+ |
| W-L | 3-0 | 6-0 | 7-1 | 4-3 | 2-3 | 1-2 | 2-3 | 2-1 | 0-6 | 0-0 | 0-5 |

Record when leading after:

| | | | | | | | | |
|------|-----|------|------|------|------|------|------|------|
| Inn. | 1 | 2 | 3 | 4 | 5 | 6 | 7 | 8 |
| W-L | 9-2 | 10-4 | 17-5 | 20-7 | 23-6 | 27-4 | 24-3 | 24-1 |

Record when trailing after:

| | | | | | | | | |
|------|------|------|------|------|------|------|------|------|
| Runs | 1 | 2 | 3 | 4 | 5 | 6 | 7 | 8 |
| W-L | 7-10 | 4-12 | 2-14 | 3-14 | 2-15 | 0-19 | 0-18 | 0-21 |

Record when tied after:

| | | | | | | | | |
|------|-------|------|-----|-----|-----|-----|-----|-----|
| Runs | 1 | 2 | 3 | 4 | 5 | 6 | 7 | 8 |
| W-L | 11-12 | 13-8 | 8-5 | 4-3 | 2-3 | 0-1 | 0-2 | 0-1 |

General summary:

| | |
|------------------------|---|
| Current losing streak | 1 |
| Longest winning streak | 8 |
| Longest losing streak | 6 |

| | |
|------------------|------------------------------|
| Home attendance | 76494 (27 dates avg = 2833) |
| Away attendance | 76138 (24 dates avg = 3172) |
| Total attendance | 152632 (51 dates avg = 2992) |

INNING-BY-INNING SUMMARY

| | 1 | 2 | 3 | 4 | 5 | 6 | 7 | 8 | 9 | EX | Total |
|------------|----|----|----|----|----|----|----|----|----|----|-------|
| Vanderbilt | 22 | 29 | 29 | 39 | 44 | 46 | 34 | 37 | 18 | 1 | 299 |
| Opponents | 32 | 22 | 19 | 12 | 44 | 23 | 43 | 25 | 11 | 2 | 233 |

| MULTI-HIT GAMES | 2 | 3 | 4 | 5+ | Tot |
|-----------------|----|----|---|----|-----|
| Pat DeMarco | 14 | 4 | - | - | 18 |
| Austin Martin | 8 | 5 | 1 | - | 14 |
| Philip Clarke | 11 | 3 | - | - | 14 |
| Connor Kaiser | 12 | 1 | - | - | 13 |
| JJ Bleday | 8 | 3 | - | - | 11 |
| Ethan Paul | 6 | 3 | 1 | - | 10 |
| Stephen Scott | 6 | 1 | - | - | 7 |
| Julian Infante | 5 | - | - | - | 5 |
| Harrison Ray | 4 | - | - | - | 4 |
| Alonzo Jones | 3 | 1 | - | - | 4 |
| Jayson Gonzalez | 2 | - | 2 | - | 4 |
| Ty Duvall | 1 | - | - | - | 1 |
| TEAM | 80 | 21 | 4 | 0 | 105 |

| MULTI-RBI GAMES | 2 | 3 | 4 | 5+ | Tot |
|------------------|----|----|---|----|-----|
| Connor Kaiser | 9 | 1 | - | - | 10 |
| Pat DeMarco | 9 | - | 1 | - | 10 |
| Ethan Paul | 3 | 4 | 1 | 1 | 9 |
| Jayson Gonzalez | 1 | 3 | 1 | 1 | 6 |
| Stephen Scott | 3 | 1 | 2 | - | 6 |
| Philip Clarke | 2 | 4 | - | - | 6 |
| Julian Infante | 3 | - | - | - | 3 |
| JJ Bleday | 2 | - | - | - | 2 |
| Ty Duvall | 1 | - | 1 | - | 2 |
| Alonzo Jones | 1 | 1 | - | - | 2 |
| Harrison Ray | 1 | - | 1 | - | 2 |
| Garrett Blaylock | 1 | - | - | - | 1 |
| Walker Grisanti | - | 1 | - | - | 1 |
| Austin Martin | - | 1 | - | - | 1 |
| TEAM | 36 | 16 | 7 | 2 | 61 |

VU ALL-TIME VS. OPPONENTS

| | |
|-------------------|-----------|
| Auburn | 61-95-1 |
| Austin Peay | 54-20-2 |
| Belmont | 56-14-0 |
| Duke | 2-1-0 |
| Eastern Kentucky | 0-2-0 |
| Evansville | 34-18-0 |
| Florida | 73-137-0 |
| Georgia | 115-121-0 |
| Houston | 1-2-0 |
| Indiana State | 5-3-0 |
| Kentucky | 121-125-3 |
| Lipscomb | 51-12-0 |
| Long Beach State | 5-2-0 |
| Louisiana | 0-1-0 |
| Louisville | 22-10-0 |
| LSU | 44-59-0 |
| Middle Tennessee | 97-44-0 |
| Mississippi State | 47-69-2 |
| Missouri | 17-3-0 |
| Ole Miss | 56-57-2 |
| Presbyterian | 3-0-0 |
| Sam Houston State | 0-1-0 |
| South Carolina | 33-58-0 |
| TCU | 3-1-0 |
| Tennessee | 164-161-3 |
| Tennessee Tech | 43-23-0 |
| UCLA | 2-1-0 |
| USC | 3-1-0 |
| UMass-Lowell | 3-0-0 |
| Western Kentucky | 42-19-0 |

CORBIN VS. 2018 OPPONENTS

| | |
|-------------------|---------|
| Auburn | 25-11-0 |
| Austin Peay | 16-2-0 |
| Belmont | 20-6-0 |
| Duke | 2-1-0 |
| Eastern Kentucky | 0-1-0 |
| Evansville | 7-2-0 |
| Florida | 23-35-0 |
| Georgia | 36-16-0 |
| Houston | 1-0-0 |
| Indiana State | 4-1-0 |
| Kentucky | 28-16-0 |
| Lipscomb | 19-4-0 |
| Long Beach State | 5-2-0 |
| Louisiana | 0-1-0 |
| Louisville | 11-8-0 |
| LSU | 21-15-0 |
| Middle Tennessee | 24-10-0 |
| Mississippi State | 26-10-0 |
| Missouri | 17-3-0 |
| Ole Miss | 21-22-0 |
| Presbyterian | 2-0-0 |
| Sam Houston State | 0-1-0 |
| South Carolina | 28-29-0 |
| TCU | 3-1-0 |
| Tennessee | 32-17-0 |
| Tennessee Tech | 9-3 |
| UCLA | 2-1-0 |
| USC | 2-1-0 |
| UMass-Lowell | 3-0-0 |
| Western Kentucky | 13-5-0 |

CORBIN RECORD BY VENUE

| | |
|---------|-----------|
| Home | 416-136-1 |
| Away | 177-152-0 |
| Neutral | 78-48-0 |

SERIES-BY-SERIES BATTING

| | AVG. | GP | AB | R | H | 2B | 3B | HR | RBI | TB | SLG% | BB | HP | SO | GDP | OB% | SF | SH | SB-ATT |
|----------------------|------|----|-----|----|----|----|----|----|-----|----|------|----|----|----|-----|------|----|----|--------|
| #25 DUKE | .339 | 3 | 109 | 22 | 37 | 6 | 0 | 2 | 19 | 49 | .450 | 10 | 3 | 20 | 2 | .407 | 1 | 1 | 5-5 |
| PRESBYTERIAN | .315 | 2 | 73 | 22 | 23 | 7 | 1 | 2 | 16 | 38 | .521 | 14 | 2 | 9 | 1 | .438 | 0 | 0 | 8-9 |
| UMASS-LOWELL | .370 | 3 | 108 | 39 | 40 | 8 | 1 | 5 | 36 | 65 | .602 | 29 | 5 | 29 | 2 | .517 | 1 | 1 | 12-12 |
| at Mississippi State | .296 | 3 | 108 | 19 | 32 | 8 | 1 | 0 | 12 | 42 | .389 | 13 | 3 | 34 | 4 | .387 | 0 | 4 | 4-6 |
| LSU | .209 | 3 | 86 | 7 | 18 | 3 | 0 | 2 | 6 | 27 | .314 | 7 | 2 | 26 | 0 | .284 | 0 | 1 | 7-7 |
| at Florida | .163 | 3 | 98 | 8 | 16 | 2 | 0 | 4 | 8 | 30 | .306 | 6 | 3 | 36 | 0 | .234 | 0 | 2 | 2-2 |
| GEORGIA | .286 | 3 | 98 | 15 | 28 | 7 | 0 | 2 | 15 | 41 | .418 | 13 | 3 | 26 | 0 | .383 | 1 | 1 | 10-12 |
| OLE MISS | .272 | 3 | 81 | 19 | 22 | 4 | 2 | 3 | 16 | 39 | .481 | 9 | 4 | 28 | 0 | .368 | 1 | 2 | 5-8 |
| at Missouri | .245 | 3 | 102 | 8 | 25 | 3 | 1 | 0 | 8 | 30 | .294 | 9 | 1 | 35 | 1 | .310 | 1 | 1 | 6-7 |
| SOUTH CAROLINA | .267 | 3 | 101 | 24 | 27 | 6 | 3 | 3 | 22 | 48 | .475 | 12 | 4 | 22 | 0 | .368 | 0 | 1 | 9-11 |
| at Auburn | .156 | 3 | 90 | 6 | 14 | 3 | 0 | 2 | 6 | 23 | .256 | 5 | 0 | 33 | 1 | .196 | 2 | 0 | 1-2 |
| at Tennessee | .299 | 3 | 107 | 21 | 32 | 7 | 1 | 5 | 19 | 56 | .523 | 11 | 5 | 15 | 2 | .387 | 1 | 0 | 4-5 |
| KENTUCKY | | | | | | | | | | | | | | | | | | | |

SERIES-BY-SERIES PITCHING

| | ERA | W-L | GS | CG | SV | IP | H | R | ER | BB | SO | 2B | 3B | HR | B/AVG. |
|----------------------|-------|-----|----|----|----|------|----|----|----|----|----|----|----|----|--------|
| #25 DUKE | 2.33 | 2-1 | 3 | 0 | 0 | 27.0 | 18 | 7 | 7 | 10 | 35 | 4 | 0 | 1 | .194 |
| PRESBYTERIAN | 1.00 | 2-0 | 2 | 0 | 0 | 18.0 | 11 | 3 | 2 | 3 | 16 | 2 | 0 | 0 | .177 |
| UMASS-LOWELL | 1.33 | 3-0 | 3 | 0 | 0 | 27.0 | 19 | 4 | 4 | 4 | 36 | 2 | 0 | 0 | .198 |
| at Mississippi State | 1.33 | 3-0 | 3 | 0 | 2 | 27.0 | 19 | 4 | 4 | 12 | 34 | 2 | 0 | 1 | .194 |
| LSU | 2.88 | 2-1 | 3 | 1 | 1 | 25.0 | 21 | 8 | 8 | 11 | 22 | 1 | 2 | 1 | .244 |
| at Florida | 9.38 | 0-3 | 3 | 0 | 0 | 24.0 | 30 | 26 | 25 | 20 | 24 | 8 | 0 | 5 | .309 |
| GEORGIA | 2.67 | 2-1 | 3 | 0 | 1 | 27.0 | 25 | 9 | 8 | 8 | 31 | 3 | 1 | 0 | .245 |
| OLE MISS | 9.38 | 2-1 | 3 | 0 | 1 | 24.0 | 32 | 25 | 25 | 12 | 20 | 6 | 1 | 3 | .333 |
| at Missouri | 1.08 | 1-2 | 3 | 0 | 0 | 25.0 | 14 | 7 | 3 | 6 | 25 | 2 | 0 | 0 | .163 |
| SOUTH CAROLINA | 5.67 | 1-2 | 3 | 0 | 0 | 27.0 | 32 | 19 | 17 | 9 | 28 | 7 | 0 | 4 | .288 |
| at Auburn | 10.50 | 0-3 | 3 | 0 | 0 | 24.0 | 32 | 29 | 28 | 18 | 18 | 2 | 0 | 6 | .330 |
| at Tennessee | 5.19 | 2-1 | 3 | 0 | 1 | 26.0 | 21 | 16 | 15 | 15 | 28 | 5 | 0 | 3 | .233 |
| KENTUCKY | | | | | | | | | | | | | | | |

MONTH-BY-MONTH BATTING

| | AVG. | GP | AB | R | H | 2B | 3B | HR | RBI | TB | SLG% | BB | HP | SO | GDP | OB% | SF | SH | SB-ATT |
|----------|------|----|-----|-----|-----|----|----|----|-----|-----|------|----|----|-----|-----|------|----|----|--------|
| February | .352 | 10 | 364 | 110 | 128 | 29 | 2 | 14 | 96 | 203 | .558 | 65 | 11 | 78 | 5 | .460 | 3 | 2 | 30-32 |
| March | .221 | 17 | 556 | 74 | 123 | 20 | 2 | 8 | 60 | 171 | .308 | 78 | 18 | 170 | 10 | .335 | 2 | 7 | 22-28 |
| April | .252 | 16 | 496 | 80 | 125 | 24 | 6 | 14 | 75 | 203 | .409 | 56 | 20 | 142 | 1 | .350 | 3 | 8 | 31-42 |
| May | .233 | 8 | 266 | 35 | 62 | 15 | 1 | 9 | 33 | 106 | .398 | 30 | 7 | 71 | 4 | .324 | 3 | 0 | 7-9 |
| June | | | | | | | | | | | | | | | | | | | |

MONTH-BY-MONTH PITCHING

| | ERA | W-L | GS | CG | SV | IP | H | R | ER | BB | SO | 2B | 3B | HR | B/AVG. |
|----------|------|-----|----|----|----|-------|-----|----|----|----|-----|----|----|----|--------|
| February | 2.00 | 9-1 | 10 | 0 | 0 | 90.0 | 59 | 25 | 20 | 27 | 103 | 11 | 0 | 5 | .186 |
| March | 4.31 | 8-9 | 17 | 1 | 5 | 146.1 | 134 | 74 | 70 | 72 | 167 | 24 | 4 | 13 | .249 |
| April | 4.37 | 8-8 | 16 | 0 | 3 | 136.0 | 129 | 75 | 66 | 57 | 138 | 22 | 2 | 11 | .251 |
| May | 7.28 | 2-6 | 8 | 0 | 1 | 68.0 | 78 | 59 | 55 | 41 | 64 | 15 | 1 | 9 | .300 |
| June | | | | | | | | | | | | | | | |

HOME-AWAY-NEUTRAL BATTING

| | AVG. | GP | AB | R | H | 2B | 3B | HR | RBI | TB | SLG% | BB | HP | SO | GDP | OB% | SF | SH | SB-ATT |
|---------|------|----|-----|-----|-----|----|----|----|-----|-----|------|-----|----|-----|-----|------|----|----|--------|
| Home | .292 | 27 | 895 | 197 | 261 | 56 | 8 | 30 | 177 | 423 | .473 | 134 | 33 | 227 | 7 | .401 | 5 | 8 | 64-74 |
| Away | .234 | 18 | 590 | 74 | 138 | 26 | 3 | 14 | 65 | 212 | .359 | 60 | 14 | 173 | 10 | .317 | 5 | 9 | 17-26 |
| Neutral | .198 | 6 | 197 | 28 | 39 | 6 | 0 | 1 | 22 | 48 | .244 | 35 | 9 | 61 | 3 | .343 | 1 | 0 | 9-11 |

HOME-AWAY-NEUTRAL PITCHING

| | ERA | W-L | GS | CG | SV | IP | H | R | ER | BB | SO | 2B | 3B | HR | B/AVG. |
|---------|------|------|----|----|----|-------|-----|-----|----|----|-----|----|----|----|--------|
| Home | 3.63 | 18-9 | 27 | 1 | 4 | 238.0 | 208 | 109 | 96 | 90 | 253 | 38 | 5 | 13 | .237 |
| Away | 5.16 | 7-11 | 18 | 0 | 4 | 150.0 | 138 | 93 | 86 | 84 | 157 | 22 | 0 | 17 | .248 |
| Neutral | 4.99 | 2-4 | 6 | 0 | 1 | 52.1 | 54 | 31 | 29 | 23 | 62 | 12 | 2 | 8 | .276 |

DAY-NIGHT BATTING

| | AVG. | GP | AB | R | H | 2B | 3B | HR | RBI | TB | SLG% | BB | HP | SO | GDP | OB% | SF | SH | SB-ATT |
|-------|------|----|-----|-----|-----|----|----|----|-----|-----|------|-----|----|-----|-----|------|----|----|--------|
| Day | .289 | 28 | 941 | 206 | 272 | 58 | 6 | 24 | 181 | 414 | .440 | 125 | 30 | 249 | 10 | .387 | 8 | 8 | 60-69 |
| Night | .224 | 23 | 741 | 93 | 166 | 30 | 5 | 21 | 83 | 269 | .363 | 104 | 26 | 212 | 10 | .339 | 3 | 9 | 30-42 |

DAY-NIGHT PITCHING

| | ERA | W-L | GS | CG | SV | IP | H | R | ER | BB | SO | 2B | 3B | HR | B/AVG. |
|-------|------|------|----|----|----|-------|-----|-----|-----|-----|-----|----|----|----|--------|
| Day | 4.36 | 19-9 | 28 | 1 | 4 | 241.1 | 219 | 127 | 117 | 97 | 260 | 40 | 2 | 27 | .243 |
| Night | 4.25 | 8-15 | 23 | 0 | 5 | 199.0 | 181 | 106 | 94 | 100 | 212 | 32 | 5 | 11 | .249 |



The Automated ScoreBook
Overall Statistics for Vanderbilt (as of May 13, 2018)
(All games Sorted by Batting avg)



Record: 27-24 Home: 18-9 Away: 7-11 Neutral: 2-4 SEC: 13-14

| Player | avg | gp-gs | ab | r | h | 2b | 3b | hr | rbi | tb | slg% | bb | hp | so | gdp | ob% | sf | sh | sb-att | po | a | e | fld% |
|------------------|------|-------|------|-----|-----|----|----|----|-----|-----|------|-----|----|-----|-----|------|----|----|--------|------|-----|----|-------|
| Austin Martin | .322 | 48-47 | 180 | 30 | 58 | 9 | 0 | 1 | 16 | 70 | .389 | 24 | 11 | 37 | 1 | .431 | 1 | 3 | 19-27 | 127 | 11 | 2 | .986 |
| Philip Clarke | .295 | 47-38 | 173 | 22 | 51 | 13 | 0 | 4 | 25 | 76 | .439 | 21 | 3 | 29 | 3 | .379 | 1 | 1 | 4-6 | 111 | 15 | 0 | 1.000 |
| Pat DeMarco | .286 | 51-51 | 199 | 39 | 57 | 10 | 1 | 7 | 34 | 90 | .452 | 16 | 4 | 43 | 1 | .352 | 0 | 0 | 9-12 | 92 | 5 | 1 | .990 |
| Connor Kaiser | .273 | 48-48 | 176 | 35 | 48 | 10 | 1 | 2 | 28 | 66 | .375 | 26 | 4 | 40 | 1 | .379 | 0 | 6 | 12-14 | 76 | 106 | 1 | .995 |
| Ethan Paul | .243 | 51-51 | 185 | 38 | 45 | 12 | 1 | 8 | 38 | 83 | .449 | 24 | 13 | 55 | 1 | .366 | 2 | 1 | 14-15 | 73 | 117 | 3 | .984 |
| Stephen Scott | .238 | 42-36 | 122 | 29 | 29 | 8 | 0 | 9 | 27 | 64 | .525 | 27 | 10 | 39 | 1 | .415 | 0 | 1 | 5-7 | 229 | 25 | 4 | .984 |
| Alonzo Jones | .236 | 37-33 | 110 | 23 | 26 | 4 | 3 | 2 | 9 | 42 | .382 | 14 | 1 | 32 | 1 | .328 | 0 | 3 | 16-16 | 74 | 2 | 0 | 1.000 |
| Jayson Gonzalez | .212 | 38-33 | 118 | 16 | 25 | 3 | 0 | 4 | 25 | 40 | .339 | 10 | 1 | 48 | 4 | .279 | 0 | 0 | 1-1 | 12 | 45 | 7 | .891 |
| Julian Infante | .163 | 39-38 | 129 | 11 | 21 | 5 | 1 | 1 | 15 | 31 | .240 | 11 | 3 | 57 | 2 | .240 | 3 | 1 | 1-1 | 274 | 16 | 3 | .990 |
| ----- | | | | | | | | | | | | | | | | | | | | | | | |
| JJ Bleday | .400 | 28-24 | 90 | 17 | 36 | 5 | 1 | 3 | 10 | 52 | .578 | 19 | 2 | 17 | 2 | .514 | 0 | 0 | 1-2 | 50 | 1 | 0 | 1.000 |
| Garrett Blaylock | .261 | 15-3 | 23 | 3 | 6 | 2 | 0 | 0 | 6 | 8 | .348 | 0 | 0 | 8 | 0 | .261 | 0 | 0 | 0-0 | 10 | 8 | 2 | .900 |
| Ty Duvall | .245 | 25-14 | 53 | 10 | 13 | 2 | 1 | 3 | 8 | 26 | .491 | 12 | 0 | 18 | 1 | .379 | 1 | 0 | 1-1 | 132 | 11 | 1 | .993 |
| Harrison Ray | .232 | 35-17 | 69 | 7 | 16 | 4 | 2 | 0 | 13 | 24 | .348 | 4 | 1 | 17 | 2 | .280 | 1 | 0 | 4-5 | 25 | 21 | 4 | .920 |
| Cooper Davis | .182 | 9-3 | 11 | 3 | 2 | 0 | 0 | 0 | 4 | 2 | .182 | 2 | 0 | 1 | 0 | .286 | 1 | 0 | 1-1 | 3 | 0 | 0 | 1.000 |
| Walker Grisanti | .139 | 20-10 | 36 | 12 | 5 | 1 | 0 | 1 | 5 | 9 | .250 | 17 | 3 | 16 | 0 | .439 | 1 | 1 | 2-3 | 12 | 0 | 0 | 1.000 |
| Kiambu Fentress | .000 | 10-0 | 5 | 2 | 0 | 0 | 0 | 0 | 1 | 0 | .000 | 0 | 0 | 2 | 0 | .000 | 0 | 0 | 0-0 | 2 | 0 | 0 | 1.000 |
| Tyler Solomon | .000 | 5-0 | 3 | 2 | 0 | 0 | 0 | 0 | 0 | 0 | .000 | 2 | 0 | 2 | 0 | .400 | 0 | 0 | 0-0 | 2 | 0 | 0 | 1.000 |
| Mason Hickman | .000 | 1-1 | 0 | 0 | 0 | 0 | 0 | 0 | 0 | 0 | .000 | 0 | 0 | 0 | 0 | .000 | 0 | 0 | 0-0 | 3 | 4 | 0 | 1.000 |
| Patrick Raby | .000 | 2-2 | 0 | 0 | 0 | 0 | 0 | 0 | 0 | 0 | .000 | 0 | 0 | 0 | 0 | .000 | 0 | 0 | 0-0 | 3 | 7 | 0 | 1.000 |
| Tyler Brown | .000 | 1-1 | 0 | 0 | 0 | 0 | 0 | 0 | 0 | 0 | .000 | 0 | 0 | 0 | 0 | .000 | 0 | 0 | 0-0 | 0 | 2 | 0 | 1.000 |
| Drake Fellows | .000 | 5-5 | 0 | 0 | 0 | 0 | 0 | 0 | 0 | 0 | .000 | 0 | 0 | 0 | 0 | .000 | 0 | 0 | 0-0 | 4 | 12 | 1 | .941 |
| Zach King | .000 | 2-2 | 0 | 0 | 0 | 0 | 0 | 0 | 0 | 0 | .000 | 0 | 0 | 0 | 0 | .000 | 0 | 0 | 0-0 | 2 | 4 | 1 | .857 |
| Chandler Day | .000 | 2-2 | 0 | 0 | 0 | 0 | 0 | 0 | 0 | 0 | .000 | 0 | 0 | 0 | 0 | .000 | 0 | 0 | 0-0 | 1 | 3 | 1 | .800 |
| Totals | .260 | 51 | 1682 | 299 | 438 | 88 | 11 | 45 | 264 | 683 | .406 | 229 | 56 | 461 | 20 | .366 | 11 | 17 | 90-111 | 1321 | 431 | 32 | .982 |
| Opponents | .246 | 51 | 1629 | 233 | 400 | 72 | 7 | 38 | 212 | 600 | .368 | 197 | 46 | 472 | 24 | .339 | 24 | 24 | 43-61 | 1304 | 412 | 49 | .972 |

LOB - Team (392), Opp (368). DPs turned - Team (31), Opp (27). CI - Team (2), Scott 1, Duvall 1. IBB - Team (5), Bleday 2, Clarke 1, Martin 1, Scott 1, Opp (2). Picked off - Martin 2, Clarke 1, Gonzalez 1, Paul 1, Infante 1.

(All games Sorted by Earned run avg)

| Player | era | w-l | app | gs | cg | sho | sv | ip | h | r | er | bb | so | 2b | 3b | hr | b/avg | wp | hp | bks | sfa | sha |
|----------------|------|-------|-----|----|----|-----|----|-------|-----|-----|-----|-----|-----|----|----|----|-------|----|----|-----|-----|-----|
| Patrick Raby | 3.43 | 4-5 | 13 | 10 | 0 | 0/1 | 0 | 60.1 | 60 | 25 | 23 | 24 | 50 | 9 | 2 | 6 | .265 | 4 | 5 | 0 | 2 | 3 |
| Drake Fellows | 4.06 | 5-4 | 13 | 13 | 0 | 0/2 | 0 | 77.2 | 62 | 39 | 35 | 31 | 88 | 7 | 1 | 6 | .226 | 8 | 7 | 1 | 4 | 6 |
| Mason Hickman | 4.53 | 7-2 | 13 | 10 | 1 | 1/0 | 0 | 59.2 | 55 | 32 | 30 | 23 | 53 | 14 | 1 | 5 | .246 | 4 | 1 | 2 | 4 | 2 |
| ----- | | | | | | | | | | | | | | | | | | | | | | |
| Erik Kaiser | 0.00 | 0-0 | 2 | 0 | 0 | 0/0 | 0 | 2.0 | 1 | 0 | 0 | 0 | 3 | 1 | 0 | 0 | .143 | 0 | 0 | 0 | 0 | 0 |
| AJ Franklin | 0.00 | 0-0 | 2 | 0 | 0 | 0/1 | 0 | 1.2 | 0 | 0 | 0 | 1 | 0 | 0 | 0 | 0 | .000 | 0 | 0 | 0 | 0 | 0 |
| Hugh Fisher | 1.93 | 2-0 | 8 | 0 | 0 | 0/0 | 0 | 9.1 | 6 | 5 | 2 | 6 | 8 | 0 | 0 | 0 | .194 | 2 | 2 | 0 | 0 | 0 |
| Maddux Conger | 2.70 | 1-0 | 7 | 1 | 0 | 0/0 | 0 | 13.1 | 12 | 8 | 4 | 12 | 14 | 4 | 0 | 1 | .235 | 5 | 1 | 0 | 0 | 0 |
| Justin Wilson | 3.38 | 0-0 | 6 | 0 | 0 | 0/0 | 0 | 5.1 | 2 | 2 | 2 | 4 | 8 | 0 | 0 | 0 | .133 | 1 | 2 | 0 | 1 | 1 |
| Zach King | 3.62 | 0-3 | 17 | 2 | 0 | 0/1 | 3 | 37.1 | 33 | 16 | 15 | 16 | 39 | 6 | 0 | 0 | .244 | 1 | 4 | 0 | 1 | 2 |
| Paxton Stover | 3.72 | 0-0 | 8 | 0 | 0 | 0/0 | 0 | 9.2 | 10 | 4 | 4 | 2 | 11 | 1 | 0 | 0 | .286 | 1 | 1 | 0 | 0 | 2 |
| Chandler Day | 3.77 | 1-1 | 13 | 3 | 0 | 0/0 | 1 | 31.0 | 24 | 14 | 13 | 14 | 40 | 4 | 1 | 2 | .214 | 6 | 5 | 0 | 2 | 1 |
| Reid Schaller | 4.50 | 1-1 | 16 | 2 | 0 | 0/0 | 1 | 24.0 | 28 | 14 | 12 | 7 | 33 | 6 | 1 | 2 | .292 | 2 | 3 | 0 | 2 | 1 |
| Tyler Brown | 5.40 | 1-3 | 16 | 0 | 0 | 0/0 | 3 | 26.2 | 31 | 16 | 16 | 6 | 32 | 6 | 0 | 3 | .287 | 1 | 2 | 0 | 2 | 0 |
| Jake Eder | 5.45 | 1-4 | 11 | 9 | 0 | 0/0 | 0 | 33.0 | 25 | 22 | 20 | 22 | 37 | 5 | 0 | 4 | .210 | 4 | 1 | 0 | 2 | 3 |
| Aaron Brown | 5.93 | 1-0 | 11 | 0 | 0 | 0/0 | 0 | 13.2 | 16 | 10 | 9 | 7 | 13 | 2 | 1 | 3 | .281 | 0 | 2 | 0 | 0 | 0 |
| Jackson Gillis | 6.12 | 3-1 | 14 | 1 | 0 | 0/0 | 1 | 25.0 | 23 | 17 | 17 | 15 | 35 | 5 | 0 | 5 | .242 | 2 | 7 | 2 | 2 | 3 |
| Justin Willis | 7.59 | 0-0 | 10 | 0 | 0 | 0/0 | 0 | 10.2 | 12 | 9 | 9 | 7 | 8 | 2 | 0 | 1 | .293 | 3 | 3 | 1 | 2 | 0 |
| Totals | 4.31 | 27-24 | 51 | 51 | 1 | 3/2 | 9 | 440.1 | 400 | 233 | 211 | 197 | 472 | 72 | 7 | 38 | .246 | 44 | 46 | 6 | 24 | 24 |
| Opponents | 5.59 | 24-27 | 51 | 51 | 2 | 2/2 | 11 | 434.2 | 438 | 299 | 270 | 229 | 461 | 88 | 11 | 45 | .260 | 52 | 56 | 11 | 11 | 17 |

PB - Team (5), Scott 2, Clarke 2, Duvall 1, Opp (11). Pickoffs - Team (6), King 2, Clarke 1, Fellows 1, Scott 1, Stover 1, Opp (6). SBA/ATT - Scott (16-25), Duvall (12-18), Clarke (15-17), King (9-9), Eder (7-8), Fellows (2-7), Raby (4-7), Hickman (4-6), Fisher (1-4), T. Brown (4-4), Gillis (1-3), Day (2-3), Schaller (2-3), Conger (2-2), Stover (2-2), Willis (1-1), Wilson (1-1), A. Brown (1-1).



The Automated ScoreBook
Conference statistics for Vanderbilt (as of May 13, 2018)
(SEC games only Sorted by Batting avg)



Record: 13-14 Home: 7-5 Away: 6-9 SEC: 13-14

| Player | avg | gp-gs | ab | r | h | 2b | 3b | hr | rbi | tb | slg% | bb | hp | so | gdp | ob% | sf | sh | sb-att | po | a | e | fld% |
|------------------|------|-------|-----|-----|-----|----|----|----|-----|-----|------|-----|----|-----|-----|------|----|----|--------|-----|-----|----|-------|
| Austin Martin | .299 | 27-27 | 107 | 13 | 32 | 5 | 0 | 0 | 10 | 37 | .346 | 7 | 5 | 22 | 1 | .367 | 1 | 2 | 10-14 | 80 | 5 | 2 | .977 |
| Philip Clarke | .295 | 27-25 | 105 | 16 | 31 | 12 | 0 | 2 | 11 | 49 | .467 | 7 | 1 | 16 | 0 | .345 | 0 | 0 | 1-2 | 38 | 4 | 0 | 1.000 |
| Connor Kaiser | .267 | 25-25 | 86 | 13 | 23 | 4 | 0 | 1 | 9 | 30 | .349 | 9 | 2 | 18 | 0 | .351 | 0 | 5 | 5-6 | 45 | 63 | 1 | .991 |
| Pat DeMarco | .267 | 27-27 | 105 | 19 | 28 | 2 | 1 | 5 | 18 | 47 | .448 | 7 | 1 | 30 | 0 | .319 | 0 | 0 | 5-7 | 53 | 2 | 1 | .982 |
| Julian Infante | .203 | 20-20 | 64 | 6 | 13 | 4 | 1 | 1 | 9 | 22 | .344 | 6 | 0 | 30 | 1 | .268 | 1 | 0 | 1-1 | 139 | 7 | 2 | .986 |
| Ethan Paul | .202 | 27-27 | 94 | 15 | 19 | 5 | 1 | 2 | 8 | 32 | .340 | 10 | 5 | 31 | 1 | .309 | 1 | 1 | 10-10 | 39 | 61 | 1 | .990 |
| Stephen Scott | .188 | 24-22 | 69 | 14 | 13 | 2 | 0 | 6 | 15 | 33 | .478 | 15 | 6 | 24 | 0 | .378 | 0 | 1 | 3-5 | 130 | 13 | 4 | .973 |
| ----- | | | | | | | | | | | | | | | | | | | | | | | |
| JJ Bleday | .429 | 9-9 | 35 | 4 | 15 | 2 | 1 | 0 | 4 | 19 | .543 | 4 | 1 | 7 | 1 | .500 | 0 | 0 | 1-2 | 17 | 1 | 0 | 1.000 |
| Ty Duvall | .303 | 14-8 | 33 | 7 | 10 | 1 | 1 | 3 | 8 | 22 | .667 | 4 | 0 | 10 | 1 | .368 | 1 | 0 | 1-1 | 63 | 5 | 1 | .986 |
| Garrett Blaylock | .300 | 6-2 | 10 | 0 | 3 | 1 | 0 | 0 | 1 | 4 | .400 | 0 | 0 | 5 | 0 | .300 | 0 | 0 | 0-0 | 1 | 5 | 1 | .857 |
| Alonzo Jones | .218 | 19-17 | 55 | 9 | 12 | 1 | 2 | 1 | 5 | 20 | .364 | 9 | 1 | 17 | 0 | .338 | 0 | 2 | 6-6 | 41 | 1 | 0 | 1.000 |
| Harrison Ray | .216 | 21-13 | 51 | 4 | 11 | 3 | 1 | 0 | 10 | 16 | .314 | 2 | 1 | 16 | 2 | .255 | 1 | 0 | 4-5 | 21 | 14 | 2 | .946 |
| Cooper Davis | .125 | 5-3 | 8 | 1 | 1 | 0 | 0 | 0 | 2 | 1 | .125 | 1 | 0 | 1 | 0 | .200 | 1 | 0 | 1-1 | 3 | 0 | 0 | 1.000 |
| Jayson Gonzalez | .075 | 16-12 | 40 | 4 | 3 | 1 | 0 | 0 | 2 | 4 | .100 | 3 | 1 | 20 | 1 | .159 | 0 | 0 | 0-0 | 6 | 12 | 2 | .900 |
| Walker Grisanti | .000 | 4-3 | 9 | 1 | 0 | 0 | 0 | 0 | 0 | 0 | .000 | 1 | 1 | 8 | 0 | .182 | 0 | 1 | 0-0 | 4 | 0 | 0 | 1.000 |
| Kiambu Fentress | .000 | 2-0 | 0 | 1 | 0 | 0 | 0 | 0 | 0 | 0 | .000 | 0 | 0 | 0 | 0 | .000 | 0 | 0 | 0-0 | 0 | 0 | 0 | .000 |
| Drake Fellows | .000 | 2-2 | 0 | 0 | 0 | 0 | 0 | 0 | 0 | 0 | .000 | 0 | 0 | 0 | 0 | .000 | 0 | 0 | 0-0 | 1 | 12 | 1 | .929 |
| Patrick Raby | .000 | 1-1 | 0 | 0 | 0 | 0 | 0 | 0 | 0 | 0 | .000 | 0 | 0 | 0 | 0 | .000 | 0 | 0 | 0-0 | 3 | 7 | 0 | 1.000 |
| Totals | .246 | 27 | 871 | 127 | 214 | 43 | 8 | 21 | 112 | 336 | .386 | 85 | 25 | 255 | 8 | .328 | 6 | 12 | 48-60 | 687 | 222 | 20 | .978 |
| Opponents | .262 | 27 | 863 | 143 | 226 | 36 | 4 | 23 | 133 | 339 | .393 | 111 | 21 | 230 | 13 | .354 | 15 | 11 | 30-39 | 695 | 235 | 21 | .978 |

LOB - Team (177), Opp (193). DPs turned - Team (18), Opp (12). CI - Team (2), Scott 1, Duvall 1. IBB - Team (4), Clarke 1, Martin 1, Bleday 1, Scott 1, Opp (2). Picked off - Martin 1, Infante 1.

(SEC games only Sorted by Earned run avg)

| Player | era | w-l | app | gs | cg | sho | sv | ip | h | r | er | bb | so | 2b | 3b | hr | b/avg | wp | hp | bk | sfa | sha |
|----------------|-------|-------|-----|----|----|-----|----|-------|-----|-----|-----|-----|-----|----|----|----|-------|----|----|----|-----|-----|
| Patrick Raby | 3.86 | 3-3 | 9 | 9 | 0 | 0/0 | 0 | 46.2 | 48 | 21 | 20 | 17 | 33 | 6 | 1 | 5 | .271 | 3 | 2 | 0 | 2 | 2 |
| Drake Fellows | 4.72 | 3-4 | 9 | 9 | 0 | 0/1 | 0 | 55.1 | 48 | 33 | 29 | 24 | 59 | 5 | 1 | 4 | .241 | 8 | 4 | 1 | 4 | 3 |
| Mason Hickman | 5.32 | 4-2 | 9 | 9 | 1 | 1/0 | 0 | 45.2 | 45 | 29 | 27 | 18 | 38 | 11 | 1 | 5 | .257 | 3 | 1 | 1 | 3 | 2 |
| ----- | | | | | | | | | | | | | | | | | | | | | | |
| Justin Wilson | 0.00 | 0-0 | 1 | 0 | 0 | 0/0 | 0 | 1.0 | 0 | 0 | 0 | 1 | 1 | 0 | 0 | 0 | .000 | 0 | 0 | 0 | 0 | 0 |
| Chandler Day | 3.21 | 1-1 | 7 | 0 | 0 | 0/0 | 1 | 14.0 | 11 | 6 | 5 | 7 | 22 | 1 | 1 | 1 | .216 | 3 | 3 | 0 | 1 | 0 |
| Zach King | 4.08 | 0-2 | 9 | 0 | 0 | 0/1 | 2 | 17.2 | 12 | 9 | 8 | 14 | 20 | 2 | 0 | 0 | .194 | 0 | 1 | 0 | 1 | 1 |
| Reid Schaller | 4.50 | 0-0 | 5 | 0 | 0 | 0/0 | 0 | 8.0 | 10 | 4 | 4 | 6 | 11 | 3 | 0 | 1 | .333 | 1 | 0 | 0 | 1 | 0 |
| Hugh Fisher | 4.91 | 1-0 | 3 | 0 | 0 | 0/0 | 0 | 3.2 | 3 | 2 | 2 | 3 | 3 | 0 | 0 | 0 | .250 | 2 | 0 | 0 | 0 | 0 |
| Paxton Stover | 5.79 | 0-0 | 3 | 0 | 0 | 0/0 | 0 | 4.2 | 6 | 3 | 3 | 1 | 4 | 0 | 0 | 0 | .353 | 1 | 1 | 0 | 0 | 1 |
| Tyler Brown | 7.50 | 0-1 | 9 | 0 | 0 | 0/0 | 2 | 12.0 | 15 | 10 | 10 | 4 | 14 | 3 | 0 | 1 | .313 | 1 | 2 | 0 | 2 | 0 |
| Maddux Conger | 7.71 | 0-0 | 3 | 0 | 0 | 0/0 | 0 | 2.1 | 2 | 2 | 2 | 2 | 2 | 1 | 0 | 0 | .222 | 2 | 0 | 0 | 0 | 0 |
| Jackson Gillis | 7.94 | 1-1 | 9 | 0 | 0 | 0/0 | 1 | 11.1 | 12 | 10 | 10 | 5 | 16 | 3 | 0 | 2 | .261 | 1 | 4 | 1 | 1 | 2 |
| Aaron Brown | 17.18 | 0-0 | 4 | 0 | 0 | 0/0 | 0 | 3.2 | 7 | 7 | 7 | 3 | 3 | 0 | 0 | 3 | .389 | 0 | 1 | 0 | 0 | 0 |
| Justin Willis | 18.00 | 0-0 | 4 | 0 | 0 | 0/0 | 0 | 2.0 | 4 | 4 | 4 | 3 | 3 | 0 | 0 | 1 | .444 | 1 | 2 | 1 | 0 | 0 |
| Jake Eder | 18.00 | 0-0 | 2 | 0 | 0 | 0/0 | 0 | 1.0 | 3 | 3 | 2 | 3 | 1 | 1 | 0 | 0 | .429 | 2 | 0 | 0 | 0 | 0 |
| Totals | 5.23 | 13-14 | 27 | 27 | 1 | 2/1 | 6 | 229.0 | 226 | 143 | 133 | 111 | 230 | 36 | 4 | 23 | .262 | 28 | 21 | 4 | 15 | 11 |
| Opponents | 4.58 | 14-13 | 27 | 27 | 2 | 1/1 | 7 | 231.2 | 214 | 127 | 118 | 85 | 255 | 43 | 8 | 21 | .246 | 21 | 25 | 4 | 6 | 12 |

PB - Team (2), Clarke 2, Opp (5). Pickoffs - Team (3), Scott 1, Stover 1, Fellows 1, Opp (2). SBA/ATT - Scott (14-20), Duvall (8-10), King (8-8), Clarke (8-8), Fellows (2-5), Hickman (3-5), Raby (3-4), T. Brown (4-4), Fisher (1-2), Gillis (1-2), Stover (2-2), Day (2-2), Schaller (1-2), Conger (2-2), A. Brown (1-1).

THE LAST TIME VANDERBILT...

| | |
|---|--|
| Won 10 or more consecutive games | 4/20-5/16/13 (14) |
| Lost five or more consecutive games | 4/29/18-5/6/18 (6) |
| Scored 20 or more runs in a game | 21 vs. Middle Tennessee, 4/18/17 |
| Scored 10+ Runs in an Inning | 10 (5th) vs UMass-Lowell, 2/24/18 |
| Did Not Strikeout | vs. Tennessee-Martin, 2/23/05 |
| Hit consecutive home runs | Stephen Scott (solo), Connor Kaiser (solo) at Tennessee, 5/11/18 |
| Had a triple steal | Ethan Paul (home), Jeren Kendall (3rd), Bryan Reynolds (2nd) vs. Auburn, 5/19/16 |
| Shut out consecutive opponents | vs. Radford (12-0), 3/9/16 |
| | vs. Xavier (7-0), 3/11/16 |
| Shut out the opponent | vs. LSU (1-0), 3/25/18 |
| Was shut out by the opponent at home | vs. Kentucky (3-0), 4/17/16 |
| Was shut out by the opponent on the road | at Auburn (14-0), 5/6/18 |
| Was shut out in two consecutive games | vs. Kentucky (14-0) (4-0), 4/23/76 |
| Swept a conference doubleheader | vs. Ole Miss, 4/15/18 |
| Was swept in a conference doubleheader | vs. Tennessee, 4/25/10 |
| Swept a conference series at home | vs. Auburn, 5/19-21/16 |
| Was swept in a conference series at home | vs. Tennessee, 5/14-16/09 |
| Swept a conference series (three games) on the road | at Mississippi State, 3/16-18/18 |
| Was swept in a conference series on the road | at Auburn, 5/4-6/18 |
| Lost a conference series at home | vs. South Carolina, 4/27-29/18 |
| Lost a conference series on the road | at Auburn, 5/4-6/18 |
| Threw a no hitter | at Western Kentucky (J. Lewis, N. Pilkington, J. Scott, M. Buschmann), 5/6/03 |
| Was no-hit | at Texas A&M (Kyle Simonds, 9.0), 5/7/16 |
| Started six true freshmen | at Auburn (A. Martin - LF, P. Clarke - DH, P. DeMarco - RF, J. Gonzalez - SS, G. Blaylock - 3B, M. Hickman - SP), 5/6/18 |
| | vs. Austin Peay (J. Infante - 1B, E. Paul - DH, A. Jones - 2B, W. Grisanti - LF, C. Kaiser - SS, D. Everett - SP), 4/26/16 |

THE LAST TIME A VANDERBILT PLAYER...

| | |
|---|--|
| Hit two home runs in a game | Stephen Scott at Tennessee, 5/11/18 |
| Hit three home runs in a game | Aaron Westlake vs. Oregon State, 6/11/11 |
| Hit a grand slam | Ethan Paul vs. UMass-Lowell, 2/24/18 |
| Hit a walk-off home run | Jeren Kendall vs. Cal State Fullerton, 6/14/15 |
| Hit an inside the park home run | Will Toffey vs. Belmont, 3/22/17 |
| Hit a pinch-hit home run | Stephen Scott vs. Louisville, 5/1/18 |
| Hit for the cycle | Clinton Johnston vs. Kentucky, 4/28/96 |
| Had seven or more RBIs in a game | Ethan Paul (7) vs. UMass-Lowell, 2/24/18 |
| | Dominic de la Osa (7) vs. Georgia, 4/16/06 |
| | Karl Nonemaker (7) vs. Kentucky, 5/12/02 |
| Had five or more hits in a game | Tony Kemp (5) at Belmont, 2/19/13 |
| Had two hits in an Inning | Ethan Paul (8th - 1B, 2B) at Mississippi State, 3/17/18 |
| Had 10 or more total bases in a game | Jayson Gonzalez (11) vs. UMass-Lowell, 2/24/18 |
| Stole three or more bases in a game | Austin Martin (3) vs. Presbyterian, 2/21/18 |
| Stole Home | Ethan Paul vs. Auburn, 5/19/16 |
| Had a 10-game hit streak | Austin Martin (13), 4/1/18-present |
| Had a 15-game hit streak | Bryan Reynolds (16), 3/10-4/3/15 |
| Had a 20-game hit streak | Xavier Turner (27), 3/4-4/22/14 |
| Had a 25-game hit streak | Xavier Turner (27), 3/4-4/22/14 |
| Had 10 or more strikeouts in a game | Chandler Day (10) vs. Georgia, 4/6/18 |
| Had 15 or more strikeouts in a game | Kevin Ziomek (15) vs. Illinois-Chicago, 3/1/13 |
| Pitched a complete game | Patrick Raby at Georgia, 4/21/17 |
| Pitched a seven-inning complete game | Mason Hickman vs. LSU, 3/25/18 |
| Pitched a nine-inning, complete game shutout | Kyle Wright vs. Florida, 4/14/17 |
| Pitched a seven-inning, complete game shutout | Mason Hickman vs. LSU, 3/25/18 |
| Pitched a combined shutout | Drake Fellows (6.0), Zach King (3.0) at Mississippi State, 3/16/18 |
| Pitched a no-hitter | Doug Wessel vs. Belmont, 4/19/1971 |
| Pitched a no-hitter (combined) | Jensen Lewis, Nick Pilkington, John Scott, Matt Buschmann at Western Ky., 5/6/03 |
| Pitched a perfect game | Jensen Lewis, Nick Pilkington, John Scott, Matt Buschmann at Western Ky., 5/6/03 |
| Recorded a win and save on the same day | Jackson Gillis vs. Ole Miss (Win - Game 1, Save - Game 2), 4/15/18 |

NUMERICAL ROSTER

| No. | Name | Pos. | B/T | Ht. | Wt. | Cl. | Hometown/Previous School |
|-----|------------------|------|-----|------|-----|----------|--|
| 2 | Harrison Ray | IF | R/R | 5-11 | 190 | So./1L | Longwood, Fla. (Lake Brantley HS) |
| 3 | Cooper Davis | OF | L/R | 5-10 | 185 | Fr./HS | Mississauga, Ontario (St. Aloysius Gonzaga) |
| 5 | Philip Clarke | C | L/R | 5-11 | 190 | Fr./HS | Franklin, Tenn. (Christ Presbyterian Academy) |
| 6 | Justin Wilson | RHP | R/R | 6-0 | 180 | R-So./RS | Murfreesboro, Tenn. (Oakland HS/Vol State CC) |
| 8 | Alonzo Jones | OF | S/R | 5-10 | 195 | Jr./2L | Columbus, Ga. (Columbus HS) |
| 9 | Garrett Blaylock | IF | L/R | 6-3 | 208 | Fr./HS | Asheville, N.C. (T.C. Roberson HS) |
| 10 | Ethan Paul | IF | L/R | 5-10 | 185 | Jr./2L | Bellevue, Wash. (International School) |
| 11 | Paxton Stover | LHP | L/L | 5-11 | 200 | Sr./1L | Ridgely, Tenn. (Dyer County HS/Dyersburg State CC) |
| 12 | Connor Kaiser | IF | R/R | 6-4 | 205 | Jr./2L | Overland Park, Kan. (Blue Valley West HS) |
| 13 | Kiambu Fentress | OF | R/R | 6-0 | 175 | R-So./1L | Nashville, Tenn. (Ensworth School) |
| 16 | Austin Martin | IF | R/R | 6-0 | 170 | Fr./HS | Jacksonville, Fla. (Trinity Christian Academy) |
| 17 | Walker Grisanti | OF | L/R | 5-10 | 195 | Jr./2L | Collierville, Tenn. (Christian Brothers HS) |
| 18 | Pat DeMarco | OF | R/R | 5-11 | 205 | Fr./HS | Winder, Ga. (Winder Barrow HS) |
| 19 | Stephen Scott | OF/C | L/R | 5-11 | 200 | Jr./2L | Cary, N.C. (Cardinal Gibbons HS) |
| 20 | Ty Duvall | C | L/R | 5-11 | 190 | So./1L | Lebanon, Ohio (Lebanon HS) |
| 21 | Tyler Brown | RHP | R/R | 6-4 | 242 | Fr./HS | Lewis Center, Ohio (Olentangy Orange HS) |
| 22 | Julian Infante | IF | R/R | 6-3 | 215 | Jr./2L | Miami, Fla. (Westminister Christian HS) |
| 27 | Chandler Day | RHP | R/R | 6-5 | 180 | Jr./2L | Granville, Ohio (Watkins Memorial HS) |
| 29 | Patrick Raby | RHP | R/R | 6-3 | 230 | Jr./2L | Knoxville, Tenn. (Farragut HS) |
| 31 | Justin Willis | RHP | R/R | 5-11 | 180 | Fr./HS | West New York, N.J. (Memorial HS) |
| 32 | Hugh Fisher | LHP | R/L | 6-5 | 185 | Fr./HS | Eads, Tenn. (Briarcrest Christian HS) |
| 33 | Erik Kaiser | RHP | R/R | 6-5 | 205 | Fr./HS | Waterloo, Ill. (Waterloo HS) |
| 34 | Zach King | LHP | L/L | 6-6 | 210 | So./1L | Spring Hill, Tenn. (Spring Hill HS) |
| 35 | Jackson Gillis | LHP | R/L | 6-3 | 220 | So./1L | Wilmington, Mass. (Wilmington HS) |
| 39 | Jake Eder | LHP | L/L | 6-4 | 210 | Fr./HS | Ft. Lauderdale, Fla. (Calvary Christian Academy) |
| 40 | Aaron Brown | RHP | R/R | 6-4 | 205 | Fr./HS | Mt. Juliet, Tenn. (Mt. Juliet HS) |
| 42 | Maddux Conger | RHP | R/R | 6-3 | 200 | Jr./2L | Stephenville, Texas (Stephenville HS) |
| 43 | Tyler Solomon | IF | S/R | 6-4 | 215 | Fr./HS | Haymarket, Va. (Battlefield HS) |
| 44 | Mason Hickman | RHP | R/R | 6-6 | 230 | Fr./HS | Hendersonville, Tenn. (Pope John Paul II HS) |
| 45 | Reid Schaller | RHP | R/R | 6-3 | 215 | R-Fr./RS | Lebanon, Ind. (Lebanon HS) |
| 49 | AJ Franklin | LHP | L/L | 6-2 | 180 | R-So./1L | Lebanon, Tenn. (Wilson Central HS) |
| 51 | JJ Bleday | OF | L/L | 6-3 | 205 | So./1L | Panama City Beach, Fla. (A. Crawford Mosley HS) |
| 66 | Drake Fellows | RHP | L/R | 6-5 | 210 | So./1L | Plainfield, Ill. (Joliet Catholic Academy) |
| 99 | Jayson Gonzalez | INF | R/R | 6-2 | 205 | Fr./HS | Covina, Calif. (Bishop Amat HS) |

Head Coach: 4 Tim Corbin (Ohio Wesleyan, 1984) - 16th Season at Vanderbilt

Associate Head Coach: 26 Scott Brown (SUNY-Cortland, 1999)

Assistant Coach: 24 Mike Baxter (Vanderbilt, 2005)

Volunteer Coach: 1 David Macias (Vanderbilt, 2008)

Athletic Trainer: Tracy Campbell (James Madison, 2008)

Strength & Conditioning Coach: Chris Ham (Illinois, 2005)

Director of Baseball Operations: Brooks Webb (Birmingham Southern, 2011)

Director of Player Development: Alex Levitt (Vanderbilt, 2010)

Video Coordinator: Brandon Barak (Illinois, 2012)

Equipment Manager: John Mardirosian (Texas, 2011)

Student Assistants: Josh Ruchotzke & Casey Stangel

Student Managers: Jack Goodrum, Chase Casali, Preston Hausser & Jackson Kelley

PRONUNCIATION CHART

JJ Bleday _____ bluh-DAY
 Kiambu Fentress _____ key-AHM-boo
 Walker Grisanti _____ greh-sahn-TEE
 Patrick Raby _____ RAY-bee
 Reid Schaller _____ SHALL-er
 Paxton Stover _____ STOE-ver

ALPHABETICAL ROSTER

| # | Name | Pos. | Yr. |
|----|------------------|------|-------|
| 9 | Garrett Blaylock | IF | Fr. |
| 51 | JJ Bleday | OF | Jr. |
| 40 | Aaron Brown | RHP | Fr. |
| 21 | Tyler Brown | RHP | Fr. |
| 5 | Philip Clarke | C | Fr. |
| 42 | Maddux Conger | RHP | Jr. |
| 3 | Cooper Davis | OF | Fr. |
| 27 | Chandler Day | RHP | Jr. |
| 18 | Pat DeMarco | OF | Fr. |
| 20 | Ty Duvall | C | So. |
| 39 | Jake Eder | LHP | Fr. |
| 66 | Drake Fellows | RHP | So. |
| 13 | Kiambu Fentress | OF | R-So. |
| 32 | Hugh Fisher | LHP | Fr. |
| 49 | AJ Franklin | LHP | R-So. |
| 35 | Jackson Gillis | LHP | So. |
| 99 | Jayson Gonzalez | IF | Fr. |
| 17 | Walker Grisanti | OF | Jr. |
| 44 | Mason Hickman | RHP | Fr. |
| 22 | Julian Infante | IF | Jr. |
| 8 | Alonzo Jones | OF | Jr. |
| 12 | Connor Kaiser | IF | Jr. |
| 33 | Erik Kaiser | RHP | Fr. |
| 34 | Zach King | LHP | So. |
| 16 | Austin Martin | IF | Fr. |
| 10 | Ethan Paul | IF | Jr. |
| 29 | Patrick Raby | RHP | Jr. |
| 2 | Harrison Ray | IF | So. |
| 45 | Reid Schaller | RHP | R-Fr. |
| 19 | Stephen Scott | OF/C | Jr. |
| 43 | Tyler Solomon | IF | Fr. |
| 11 | Paxton Stover | LHP | Sr. |
| 31 | Justin Willis | RHP | Fr. |
| 6 | Justin Wilson | RHP | R-So. |

EXPERIENCE BREAKDOWN

Seniors (1) _____ Stover
 Juniors (9) _____ Conger, Day, Grisanti, Infante, Jones,
 _____ C. Kaiser, Paul, Raby, Scott,
 Redshirt Sophomores (3) _____ Franklin, Fentress, Wilson
 Sophomores (7) _____ Bleday, Duvall, Fellows, Gillis,
 _____ King, Ray, Sandborn
 Redshirt Freshman (1) _____ Schaller
 Freshmen (14) _____ Blaylock, A. Brown, T. Brown, Clarke,
 _____ Davis, DeMarco, Eder, Fisher, Gonzalez, Hickman,
 _____ E. Kaiser, Martin, Solomon, Willis

STATE BREAKDOWN

California (1) _____ Gonzalez
 Florida (5) _____ Bleday, Eder, Infante, Martin, Ray
 Georgia (1) _____ Alonzo Jones
 Illinois (2) _____ Fellows, E. Kaiser
 Indiana (1) _____ Schaller
 Kansas (1) _____ C. Kaiser
 Massachusetts (1) _____ Gillis
 New Jersey (1) _____ Willis
 New York (1) _____ DeMarco
 North Carolina (2) _____ Blaylock, Scott
 Ohio (3) _____ T. Brown, Day, Duvall
 Ontario, Canada (1) _____ Davis
 Tennessee (11) _____ A. Brown, Clarke
 _____ Fentress, Fisher, Franklin, Grisanti, Hickman,
 _____ King, Raby, Stover, Wilson
 Texas (1) _____ Conger
 Virginia (1) _____ Solomon
 Washington (1) _____ Paul




Harrison Ray
Fr. ★ 5-11 ★ 190 ★ R/R
IF ★ Longwood, Fla.



Cooper Davis
Fr. ★ 5-10 ★ 185 ★ L/R
OF ★ Mississauga, Ontario



Philip Clarke
Fr. ★ 5-11 ★ 190 ★ L/R
C ★ Franklin, Tenn.



Justin Wilson
R-So. ★ 6-0 ★ 175 ★ R/R
RHP ★ Murfreesboro, Tenn.



Alonzo Jones
Jr. ★ 5-10 ★ 195 ★ S/R
OF ★ Columbus, Ga.



Garrett Blaylock
Fr. ★ 6-3 ★ 200 ★ L/R
IF ★ Asheville, N.C.



Ethan Paul
Jr. ★ 5-10 ★ 185 ★ L/R
IF ★ Bellevue, Wash.



Paxton Stover
Sr. ★ 5-11 ★ 190 ★ L/L
LHP ★ Ridgely, Tenn.



Connor Kaiser
Jr. ★ 6-4 ★ 205 ★ R/R
IF ★ Overland Park, Kan.



Kiamu Fentress
R-So. ★ 6-0 ★ 175 ★ R/R
OF ★ Nashville, Tenn.



Austin Martin
Fr. ★ 6-0 ★ 170 ★ R/R
IF ★ Jacksonville, Fla.



Walker Grisanti
Jr. ★ 5-10 ★ 190 ★ L/R
OF ★ Collierville, Tenn.



Pat DeMarco
Fr. ★ 5-11 ★ 205 ★ R/R
OF ★ Staten Island, N.Y.



Stephen Scott
Jr. ★ 5-11 ★ 200 ★ L/R
OF/C ★ Cary, N.C.



Ty Duvall
So. ★ 5-11 ★ 190 ★ L/R
C ★ Lebanon, Ohio



Tyler Brown
Fr. ★ 6-4 ★ 242 ★ R/R
RHP ★ Ashland, Ohio



Julian Infante
Jr. ★ 6-3 ★ 215 ★ R/R
IF ★ Miami, Fla.



Chandler Day
Jr. ★ 6-5 ★ 180 ★ R/R
RHP ★ Granville, Ohio



Patrick Raby
Jr. ★ 6-3 ★ 230 ★ R/R
RHP ★ Knoxville, Tenn.



Justin Willis
Fr. ★ 5-11 ★ 180 ★ R/R
RHP ★ West New York, N.J.



Hugh Fisher
Fr. ★ 6-5 ★ 185 ★ R/L
LHP ★ Eads, Tenn.



Erik Kaiser
Fr. ★ 6-5 ★ 205 ★ R/R
RHP ★ Waterloo, Ill.



Zach King
So. ★ 6-6 ★ 210 ★ L/L
LHP ★ Spring Hill, Tenn.



Jackson Gillis
So. ★ 6-3 ★ 225 ★ R/L
LHP ★ Wilmington, Mass.



Jake Eder
Fr. ★ 6-4 ★ 210 ★ L/L
LHP ★ Ocean Ridge, Fla.




Aaron Brown
Fr. ★ 6-4 ★ 205 ★ R/R
RHP ★ Mt. Juliet, Tenn.



Maddux Conger
Jr. ★ 6-3 ★ 200 ★ R/R
RHP ★ Stephenville, Texas



Tyler Solomon
Fr. ★ 6-4 ★ 215 ★ S/R
C ★ Haymarket, Va.



Mason Hickman
Fr. ★ 6-6 ★ 230 ★ R/R
RHP ★ Hendersonville, Tenn.



Reid Schaller
R-Fr. ★ 6-3 ★ 210 ★ R/R
RHP ★ Lebanon, Ind.



AJ Franklin
R-So. ★ 6-2 ★ 180 ★ L/L
LHP ★ Lebanon, Tenn.



JJ Bleday
So. ★ 6-3 ★ 205 ★ L/L
OF ★ Panama City Beach, Fla.




Drake Fellows
So. ★ 6-5 ★ 205 ★ L/R
RHP ★ Plainfield, Ill.



Jayson Gonzalez
Fr. ★ 6-2 ★ 205 ★ R/R
IF ★ Covina, Calif.




Tim Corbin
Head Coach
16th Season



Scott Brown
Associate Head Coach
6th Season



Mike Baxter
Hitting Coach
1st Season



David Macias
Volunteer Assistant Coach
1st Season