



# VANDERBILT

## 2018 BASEBALL GAME NOTES



Vanderbilt Athletic Communications ★ 2601 Jess Neely Dr. Nashville, TN 37212  
Baseball Contact: Andrew Pate ★ Cell: 713.387.9119 ★ Email: andrew.pate@vanderbilt.edu  
vucommadores.com ★ twitter: @vandybaseball

### 2018 SCHEDULE/RESULTS

OVERALL: 25-22 | SEC: 11-13 | H: 18-8 | A: 5-10 | N: 2-4

#### FEBRUARY (9-1)

16	#25 DUKE	W, 9-1	SEC Network+
17	#25 DUKE	L, 5-4	
18	#25 DUKE	W, 9-1	SEC Network+
20	PRESBYTERIAN	W, 7-1	SEC Network+
21	PRESBYTERIAN	W, 15-2	SEC Network+
23	UMASS-LOWELL	W, 15-0	SEC Network+
24	UMASS-LOWELL	W, 15-2	
25	UMASS-LOWELL	W, 9-2	
27	AUSTIN PEAY	W, 19-6	
28	INDIANA STATE	W, 8-5	SEC Network+

#### MARCH (8-9)

2	vs. Sam Houston St. %	L, 7-6 (10 inn)	
3	vs. Louisiana%	L, 3-0	
4	vs. #24 Houston%	W, 9-4	
7	at Long Beach St.	L, 4-3	
9	at #11 UCLA	W, 6-3	
10	at USC	CANCELED	
11	vs. #8 TCU^	W, 7-4	
14	EASTERN KENTUCKY	L, 6-5	SEC Network+
16	at #19 Mississippi St. *	W, 5-0	SEC Network
17	at #19 Mississippi St. *	W, 10-1	SEC Network+
18	at #19 Mississippi St. *	W, 4-3	SEC Network+
21	Belmont&	L, 8-5	
23	#19 LSU*	W, 4-2	ESPNU
24	#19 LSU*	L, 6-2	ESPNU
25	#19 LSU*	W, 1-0 (7 inn.)	ESPNU
27	vs. Lipscomb&	L, 5-1	
30	at #2 Florida*	L, 8-4	SEC Network+
31	at #2 Florida*	L, 10-2	ESPNU

#### APRIL (8-8)

1	at #2 Florida*	L, 8-2	SEC Network
3	at Middle Tennessee	L, 4-3 (7 inn.)	
5	#16 GEORGIA*	L, 3-2	ESPNU
6	#16 GEORGIA*	W, 5-3	SEC Network+
7	#16 GEORGIA*	W, 8-3	SEC Network+
10	WESTERN KENTUCKY	W, 3-2	SEC Network+
13	#5 OLE MISS*	L, 11-3	SEC Network+
15	#5 OLE MISS*	W, 8-7 (8 inn.)	ESPNU
15	#5 OLE MISS*	W, 8-7 (7 inn.)	ESPNU
17	EVANSVILLE	W, 6-1	SEC Network+
19	at Missouri*	L, 2-1	ESPNU
20	at Missouri*	L, 3-1	SEC Network+
21	at Missouri*	W, 6-2	SEC Network+
27	SOUTH CAROLINA*	L, 8-7	SEC Network+
28	SOUTH CAROLINA*	W, 8-1	SEC Network+
29	SOUTH CAROLINA*	L, 10-9	SEC Network+

#### MAY (0-4)

1	LOUISVILLE	L, 8-4	SEC Network
4	at Auburn	L, 4-1	SEC Network+
5	at Auburn	L, 11-5	SEC Network+
6	at Auburn	L, 14-0	SEC Network+
8	TENNESSEE TECH	6:30 PM	SEC Network+
11	at Tennessee	5:30 PM	
12	at Tennessee	5:00 PM	
13	at Tennessee	11:00 AM	SEC Network
15	MIDDLE TENNESSEE	6:30 PM	SEC Network+
17	KENTUCKY	6:30 PM	SEC Network+
18	KENTUCKY	6:30 PM	SEC Network+
19	KENTUCKY	1:00 PM	SEC Network+

% Minute Maid Park (Houston, Texas)  
^ Dodger Stadium (Los Angeles, Calif.)  
\*Southeastern Conference Game  
& First Tennessee Park (Nashville, Tenn.)

GAME 48

### VANDERBILT COMMODORES (25-22, 11-13 SEC) vs. #23 TENNESSEE TECH (40-6, 22-2 OVC)

May 8, 2018 ★ 6:30 p.m. CT ★ Nashville, Tenn. ★ Hawkins Field (3,626) ★ SEC Network+

**VANDERBILT**  
2018 Record: 25-22 Overall, 11-13 SEC  
Home / Away / Neutral: 18-8 / 5-10 / 2-4  
Rankings: D1: NR | NCBWA: -- | Coaches: RV  
BA: NR | CB: NR | PG: NR  
Head Coach: Tim Corbin  
Career Record: 777-475-1 (21st)  
Record at Vanderbilt: 671-337-1 (16th)

**TENNESSEE TECH**  
2018 Record: 40-6 Overall, 22-2 OVC  
Home / Away / Neutral: 21-4 / 19-2 / 0-0  
Rankings: D1: 23 | NCBWA: -- | Coaches: 24  
BA: 24 | CB: 22 | PG: 25  
Head Coach: Matt Bragg  
Career Record: 558-480-2 (19th)  
Record at Tech: 433-386-2 (15th)

### NEED TO KNOW

- ★ On Sunday at Auburn, the Commodores started six freshmen for the first time since April 26, 2016. Vanderbilt's freshman class leads the nation with a combined 176 starts between the unit.
- ★ Vanderbilt is in the midst of a five-game losing streak, one shy of a season-high six (March 27-April 5). The Commodores are batting just .192 during the losing stretch while averaging 3.8 runs per game. The pitching staff has also struggled to find its groove, recording a 9.64 ERA with opponents batting .333.
- ★ Vanderbilt is still searching for its first win in May after suffering its first sweep at the hands of Auburn since 2002 last weekend. The Dores were outscored 29-6 and never led while posting a .156 batting average and 10.50 ERA. The Black and Gold have produced a winning record during the month of May in each of the last eight seasons.
- ★ The Commodores have fared much better at home, boasting an 18-8 record at Hawkins Field. The team is batting .293 in 26 home outings while four players have turned in a .300 average or higher. In home non-conference games, Vandy has recorded an 11-3 mark backed by nine wins in its first 10 games to begin the season.
- ★ Vanderbilt played error-free baseball for the 26th time this season on Saturday against Auburn. The Commodores are 16-10 in games without an error. The Commodores are **fourth nationally** and first in the SEC with a .982 fielding percentage. The program record for fielding percentage is .979, set in 2015.
- ★ Vandy has stolen 85 bases this season, **12th nationally**, and first in the SEC. The total is already 31 more than the squad finished with a season ago (54). Four Commodores have registered double-digit stolen bases and 14 different players have swiped at least one bag this season.
- ★ Tennessee Tech will be the 28th different opponent that Vandy has faced this season. The Dores have faced foes from 14 different leagues -- **the most of any team in the nation** -- this season.
- ★ The Commodores will play five of their final eight regular-season games at Hawkins Field beginning on Tuesday. Vandy finds itself in an uncharacteristic situation, looking for a strong finish to finalize a berth in the NCAA Tournament. The Dores slipped eight spots to No. 39 in the RPI after going 0-4 last week.

### GAME COVERAGE

Date	TV/Stream	Play-by-Play	Analyst	Radio	Play-by-Play
May 8	SEC Network+	Kevin Ingram	Andrew Harris	WNSR 560 AM/95.9 FM	Joe Fisher

Live Stats - [vanderbilt.statbroadcast.com](http://vanderbilt.statbroadcast.com)      Twitter - @VandyBaseball / #VandyBoys

### VANDERBILT STARTING PITCHER TUESDAY



**REID SCHALLER**

RHP ★ 6-3 ★ 210 ★ R-Fr.  
Lebanon, Ind. ★ Lebanon Senior High School

W-L	1-0
ERA	4.26
IP	19.0
K/BB	26/7

### TECH STARTING PITCHER

Tuesday	G-GS	W-L	ERA	K/BB
RHP Devin Lancaster	9/4	1-0	5.72	17/13

### BY THE NUMBERS SINCE 2006...

- 3** ★ College World Series appearances (2011, 2014, 2015)
- 6** ★ NCAA Super Regional appearances (2010, 2011, 2013, 2014, 2015, 2017)
- 12** ★ straight NCAA Tournament appearances (longest active streak in the SEC)
- 14** ★ players selected in the first round of the Major League Baseball Draft (nation's most)
- 48** ★ NCAA Tournament victories (most in the SEC)

### TODAY IN VANDERBILT BASEBALL HISTORY

**MAY 8, 2011 (7 YEARS AGO):** Vanderbilt rallied for three runs with two outs in the top of the ninth inning to down Kentucky 6-3 and clinch the series Sunday afternoon at Cliff Hagan Stadium. Two-out singles from Anthony Gomez and Aaron Westlake put runners on the corners for Jason Esposito in the ninth and the Dores' third baseman came singled on the first pitch he saw to break a three-all tie.

## SERIES HISTORY

## TENNESSEE TECH (43-22)

## LAST 10 MEETINGS (8-2)

Date	Location	Result
2/22/06	Nashville, Tenn.	W, 9-5
4/25/07	Nashville, Tenn.	W, 12-10
5/07/08	Nashville, Tenn.	W, 7-2
3/03/10	Nashville, Tenn.	W, 10-1
3/22/11	Nashville, Tenn.	W, 11-2
3/27/12	Nashville, Tenn.	W, 6-0
4/16/13	Nashville, Tenn.	L, 10-9
3/04/14	Nashville, Tenn.	W, 4-0
3/17/15	Nashville, Tenn.	W, 9-1
4/11/17	Nashville, Tenn.	L, 5-2

## STATISTICAL LEADERS



VANDERBILT	CATEGORY	TENN. TECH
<b>Austin Martin</b> .327 avg.	<b>Batting avg.</b>	<b>Kevin Strohschein</b> .408 avg.
<b>DeMarco/Martin</b> 53 hits	<b>Hits</b>	<b>Kevin Strohschein</b> 84 hits
<b>Pat DeMarco</b> 36 runs	<b>Runs Scored</b>	<b>Alex Junior</b> 66 runs
<b>Ethan Paul</b> 12 doubles	<b>Doubles</b>	<b>John Ham</b> 15 doubles
<b>Alonzo Jones</b> 3 triples	<b>Triples</b>	<b>Four players</b> 3 triples
<b>Ethan Paul</b> 8 home runs	<b>Home Runs</b>	<b>Kevin Strohschein</b> 15 home runs
<b>Connor Kaiser</b> 26 walks	<b>Walks</b>	<b>Chambers/Putzig</b> 37 walks
<b>Austin Martin</b> 18 stolen bases	<b>Stolen Bases</b>	<b>Collin Harris</b> 7 stolen bases
<b>Mason Hickman</b> 7 wins	<b>Wins</b>	<b>Travis Moths</b> 10 wins
<b>Patrick Raby</b> 3.48 ERA	<b>ERA</b>	<b>Marcus Evey</b> 4.07 ERA
<b>Drake Fellows</b> 70.2 IP	<b>Innings Pitched</b>	<b>Travis Moths</b> 67.2 IP
<b>Drake Fellows</b> 80 strikeouts	<b>Strikeouts</b>	<b>Travis Moths</b> 73 strikeouts

## STATISTICAL COMPARISON



VANDERBILT	CATEGORY	TENN. TECH
25-22	<b>Record</b>	40-6
.258	<b>Batting Avg.</b>	.353
5.82	<b>Runs/Game</b>	11.0
8.42	<b>Hits/Game</b>	13.32
77	<b>Doubles</b>	116
10	<b>Triples</b>	15
39	<b>Home Runs</b>	106
241	<b>RBI</b>	475
210	<b>Walks</b>	264
85-105	<b>SB-ATT</b>	22-28
4.26	<b>ERA</b>	4.84
3	<b>Shutouts Thrown</b>	5
434	<b>Strikeouts</b>	427
.243	<b>Opp. Batting Avg.</b>	.257
.982	<b>Fielding Pct.</b>	.973

## BATTING A THOUSAND

- ★ Vandy's April 19 matchup at Missouri marked the 1,000th game coached for **Tim Corbin** at Vanderbilt.
- ★ The 16th-year head man became the 25th active head coach to reach 1,000 games at his current institution.
- ★ Corbin also became the eighth skipper in SEC history to coach 1,000 games at a league institution and second Vanderbilt coach, joining Roy Mewbourne (1,264 games). Ole Miss' head coach Mike Bianco, who has coached 1,108 games, is the only other current SEC skipper with 1,000 or more games.

## VANDERBILT RE-VU

- ★ Auburn sent 12 batters to the plate in the fifth inning, scoring seven times to vault past No. 23 Vanderbilt, 14-0 and complete the three-game series sweep on Sunday afternoon at Plainsman Park.
- ★ The Does walked four Tigers hitters and balked home another in the fifth while suffering their first sweep at the hands of Auburn since 2002. Vandy mustered just two hits while dropping its eighth game in the last 10 outings.
- ★ **Mason Hickman** allowed four hits and four runs while walking three and striking out two in 4.1 innings in the loss. **Jackson Gillis** recorded just one out, giving up four runs on three hits alongside two walks.

## INSIDE THE MATCHUP VS. TENNESSEE TECH

- ★ Vanderbilt and Tennessee Tech square off for the 67th time in the history of the two programs on Tuesday.
- ★ The Commodores own a 43-22 advantage all-time and have captured seven wins in the last 10 meetings.
- ★ The two teams have split the last four matchups with Tennessee Tech winning 5-2 a season ago in Nashville.
- ★ Last year's 5-2 loss to Tech snapped Vandy's nine-game winning streak at a rain-soaked Hawkins Field. **Chandler Day** took his first loss of the year despite striking out nine. The right-hander combined with four relievers to strike out 16.

## VANDY IN THE NATIONAL STATISTICAL RANKINGS

Statistic	Rank	Value	Statistic	Rank	Value
Fielding Percentage	4th	.982	Stolen Bases Per Game	19th	1.81
Stolen Bases	12th	85	Hits Allowed per Nine Inn.	50th	8.1
Strikeouts per Nine Inn.	16th	9.6			

## NATION'S TOP FRESHMEN OFF TO SIZZLING START

- ★ Vanderbilt's freshman class was named tops in the country by Baseball America last November.
- ★ Seven Vanderbilt true freshmen made starts this season while 14 total have made appearances. The unit is hitting .285 (181-for-633) and has accounted for 40 percent of the Does' RBIs (97) and 39 percent of the teams runs (107). True freshmen pitchers have posted an 12-8 record with 149 strikeouts in 160.2 innings.
- ★ D1Baseball.com's list of 30 impact freshmen entering 2018 includes Vandy's **Jake Eder** (No. 16), **Jayson Gonzalez** (No. 18), **Philip Clarke** (No. 19) and **Pat DeMarco** (No. 25). With four players on the list, the Does trail only Florida (5).

## DON'T TRY THIS AT HOME

- ★ The Commodores have produced an 18-8 record at home this season while posting a .293 batting average and .401 on-base percentage. Here's a look at Vandy's top performers through 26 home games:

Player	Avg.	GP-GS	AB	R	H	2B	RBI	TB
Pat DeMarco	.367	26-26	98	27	36	7	19	61
Austin Martin	.333	25-24	87	18	29	3	6	35
Ethan Paul	.312	26-26	93	27	29	8	26	55

## PLANES, TRAINS AND AUTOMOBILES

- ★ If nothing else, Vanderbilt has been well traveled this season. In fact, the Commodores have covered 7,061 miles highlighted by out-of-state trips to Alabama, California, Florida, Mississippi, Missouri and Texas.
- ★ The Does became the first program to compete in both the Shriners Hospitals for Children College Classic (Houston - Minute Maid Park) and Dodger Stadium College Baseball Classic (Los Angeles) in the same season. The trip spanned 11 days (March 1-11) and totaled 4,009 miles with three games at Minute Maid Park and as many in Southern California.
- ★ Over the last four seasons, Vanderbilt baseball has visited 14 different states including Alabama, Arkansas, California, Florida, Georgia, Illinois, Kentucky, Louisiana, Mississippi, Missouri, Nebraska, Oregon, South Carolina and Texas.

## COMMODORE NATION

- ★ Vanderbilt is one of five teams nationally to start a lineup featuring players from nine or more different states, joining Army, Elon, Kentucky and Western Kentucky. Vandy's 35-man roster boasts players from 15 different states as well as Canada with freshman **Cooper Davis** hailing from Mississauga, Ontario.

## WHAT'S THE CATCH?

- ★ The Does have received steady production from three catchers. **Philip Clarke**, **Ty Duvall** and **Stephen Scott** have each made their case for playing time. The trio has started in seven games this year including twice last weekend at Auburn. Here's a look at how each has performed during the 2018 season.

Player	Avg.	GP-GS	AB	R	H	2B	RBI	TB
Philip Clarke	.282	43-34	156	19	44	10	24	63
Stephen Scott	.216	38-32	111	23	24	6	24	48
Ty Duvall	.271	23-13	48	10	13	2	8	26

**A WORLD SERIES KIND OF FEEL**

- ★ After playing 10 straight at home to begin the season, Vanderbilt headed west for a six-game road trip including games at Houston's Minute Maid Park and Los Angeles' Dodger Stadium -- the two sites for the 2017 World Series matchup between the Astros and Dodgers.
- ★ The Commodores took part in the Shriners Hospitals for Children College Classic at Minute Maid from March 2-4. The three-day, six-team tournament featured local universities squaring off against the SEC. Vandy fell to Sam Houston State on Friday and Louisiana on Saturday before bouncing back with a 9-4 victory against Houston on Sunday night.
- ★ For the fourth-straight year, the Dorees headed to California, falling 4-3 to Long Beach State on Wednesday before knocking off UCLA, 6-3 on Friday and TCU, 7-4, in the Dodger Stadium College Baseball Classic on Sunday.

**FORMER PLAYERS JOIN CORBIN'S STAFF**

- ★ Last September, head coach **Tim Corbin** and associate head coach **Scott Brown** welcomed back former players **Mike Baxter** and **David Macias**. Baxter serves as the Dorees' hitting coach and recruiting coordinator while Macias comes on board as Vanderbilt's volunteer assistant coach.
- ★ Baxter joins the Commodores after a 12-year professional career that included playing in the big leagues for four organizations over parts of six seasons. Baxter made his major league debut with the San Diego Padres in 2010, and also played for the New York Mets (2011-13), Los Angeles Dodgers (2014) and Chicago Cubs (2015).
- ★ Macias was previously on Corbin's staff as the team's strength coach in 2014 when the Dorees won the national championship and was the volunteer assistant in 2015 when the Dorees returned to the College World Series finals. Prior to rejoining Corbin's staff, Macias was with the Seattle Mariners organization as a minor league manager.

**D1BASEBALL.COM RECOGNIZES DORES**

- ★ Last September, D1Baseball.com recognized Vanderbilt as the **No. 2 program nationally** in the publication's bi-annual top-100 rankings. The list is designed to assess the overall health of programs in the current era with the ultimate goal of identifying "the programs in the best shape right now, with an eye toward the next five to 10 years."
- ★ Below is a list of where Vandy players rank among the publication's top SEC prospects for the 2018 and 2019 MLB Draft.

**TOP SEC PROSPECTS, 2018 DRAFT**

Ranking	Player	Position
#23	Reid Schaller	RHP
#31	Connor Kaiser	SS
#34	Patrick Raby	RHP
#35	Ethan Paul	2B
#41	Chandler Day	RHP
#50	Julian Infante	1B

**TOP SEC PROSPECTS, 2019 DRAFT**

Ranking	Player	Position
#9	Jackson Gillis	LHP
#15	Drake Fellows	RHP
#16	Zach King	LHP
#20	JJ Bleday	OF
#35	Pat DeMarco	OF
#36	Philip Clarke	C

**CORBIN BECOMES VANDY'S ALL-TIME WINNINGEST COACH**

- ★ Head coach **Tim Corbin** became Vanderbilt's all-time winningest coach with a 9-4 win against Houston on March 4. The 16th-year head coach, who owns a 671-337-1 record, surpassed Roy Mewbourne, who racked up as many wins between 1979-2002. Here is a look back at some of Corbin's milestone victories:

Win #	Score	Location	Date
1	Vanderbilt 4, The Citadel 3	Charleston, S.C.	2/15/03
27^	Vanderbilt 6, Tennessee 5	Nashville, Tenn.	5/18/03
100	Vanderbilt 14, Jacksonville State 5	Nashville, Tenn.	3/29/05
198#	Vanderbilt 4, LSU 1	Nashville, Tenn.	5/17/07
200	Vanderbilt 4, Miami (OH) 3	Tempe, Ariz.	2/24/08
300	Vanderbilt 7, Florida 0	Gainesville, Fla.	4/4/10
400	Vanderbilt 3, Louisville 2	Nashville, Tenn.	5/8/12
459	Vanderbilt 14, Alabama 10	Nashville, Tenn.	5/18/13
500	Vanderbilt 3, Missouri 1	Columbia, Mo.	5/3/14
516\$	Vanderbilt 3, Virginia 2	Omaha, Neb.	6/25/14
600	Vanderbilt 10, Georgia 3	Nashville, Tenn.	4/30/16
656*	Vanderbilt 9, Houston 4	Houston, Texas	3/4/18

^ Vanderbilt clinches sweep vs. Tennessee, first trip to the SEC Tournament since 1996 with walk-off home run

# Vanderbilt claims first ever Southeastern Conference regular-season championship

% Vanderbilt sets SEC record with 26th league victory, breaking South Carolina's mark of 25 set in 2000

\$ Vanderbilt captures first College World Series title in winner-take-all victory against Virginia

\* Corbin becomes Vanderbilt's all-time winningest coach in finale of Shriners Hospitals for Children College Classic

**GOLDEN BOYS**

- ★ For a fourth-straight year, multiple VU players have been named to the Golden Spikes Award Preseason Watch List.
- ★ **Julian Infante** and **Patrick Raby** are among those featured. The award was first presented in 1978 and is given to an amateur player who best exhibits and combines "exceptional on-field ability and exemplary sportsmanship." The award is considered the most prestigious in amateur baseball.
- ★ Five Commodores have been named finalists for the Golden Spikes Award -- all coming since the 2007 season -- including **David Price**, who took home the honor in 2007. Other finalists include **Pedro Alvarez** (2007), **Tyler Beede** (2013), **Carson Fulmer** (2015) and **Dansby Swanson** (2015).

**DORES IN THE PROS**

**David Price** helped Vandy to a school-record 54 wins in 2007.

**MLB (8)**

Name	Years at VU	Club
Pedro Alvarez	2006-08	Baltimore Orioles
Walker Buehler	2013-15	Los Angeles Dodgers
Ryan Flaherty	2006-08	Atlanta Braves
Carson Fulmer	2013-15	Chicago White Sox
Sonny Gray	2009-11	New York Yankees
Mike Minor	2007-09	Texas Rangers
David Price	2005-07	Boston Red Sox
Dansby Swanson	2013-15	Atlanta Braves

**MiLB (28)**

Tyler Beede	2012-14	San Francisco Giants
Ben Bowden	2014-16	Colorado Rockies
Curt Casali	2008-11	Tampa Bay Rays
Ro Coleman	2014-17	Detroit Tigers
Vince Conde	2012-14	New York Yankees
Jason Delay	2014-17	Pittsburgh Pirates
Tyler Ferguson	2013-15	Texas Rangers
Conrad Gregor	2011-13	Boston Red Sox
Reed Hayes	2017	Baltimore Orioles
Taylor Hill	2008-11	Washington Nationals
Tony Kemp	2011-13	Houston Astros
Jeren Kendall	2015-17	Los Angeles Dodgers
John Kilichowski	2014-16	St. Louis Cardinals
Brian Miller	2012-14	Tampa Bay Rays
Jared Miller	2012-14	Arizona Diamondbacks
John Norwood	2012-14	Miami Marlins
Phillip Pfeifer	2012-15	Atlanta Braves
Adam Ravenelle	2012-14	Detroit Tigers
Bryan Reynolds	2014-16	Pittsburgh Pirates
Matt Ruppenthal	2015-17	Houston Astros
Sam Selman	2010-12	Kansas City Royals
Jordan Sheffield	2015-16	Los Angeles Dodgers
Collin Snider	2015-17	Kansas City Royals
Will Toffey	2015-17	Oakland Athletics
Drew VerHagen	2012	Detroit Tigers
Zander Wiel	2012-15	Minnesota Twins
Rhett Wiseman	2013-15	Washington Nationals
Kyle Wright	2015-17	Atlanta Braves
Mike Yastrzemski	2010-13	Baltimore Orioles

**COACHING/FRONT OFFICE (12)**

Name	Club-Position
Matt Buschmann	S.F. Giants - Asst. Dir. of Player Development
Joey Cora	Pittsburgh Pirates - Third Base Coach
Larry Day	Cleveland - AZL Manager/Operations
Jason Esposito	Arizona (ROOKIE-CLE) - Hitting Coach
Carter Hawkins	Cleveland Indians - Asst. General Manager
Derek Johnson	Milwaukee Brewers - Pitching Coach
Gil Kim	Toronto - Dir. of Player Development
Tony Mansolino	Akron (AA-CLE) - Manager
Cesar Nicolas	Seattle Mariners - Player Development
Josh Paul	L.A. Angels - Bench Coach
Jeremy Sowers	Tampa Bay Rays - Operations Assistant
David Wallace	Cleveland Indians - Special Assistant



## 2018 QUICK FACTS

## GENERAL

Location \_\_\_\_\_ Nashville, Tenn.  
 Founded \_\_\_\_\_ 1873  
 Enrollment \_\_\_\_\_ 6,871  
 Nickname \_\_\_\_\_ Commodores  
 Colors \_\_\_\_\_ Black and Gold  
 Affiliation \_\_\_\_\_ NCAA Division I  
 Conference \_\_\_\_\_ Southeastern  
 Athletic Ticket Office \_\_\_\_\_ 615.322.3544  
 Chancellor \_\_\_\_\_ Nicholas S. Zeppos  
 Director of Athletics \_\_\_\_\_ David Williams II

## TEAM INFORMATION

2017 Overall Record \_\_\_\_\_ 36-25-1  
 \_\_\_\_\_ Home: 21-11-1 Away: 10-12 Neutral: 5-2  
 SEC Record \_\_\_\_\_ 15-13-1  
 \_\_\_\_\_ Home: 8-5-1 Away: 7-8  
 Conference Finish \_\_\_\_\_ 3rd East, 6th Overall  
 Postseason \_\_\_\_\_ NCAA Corvallis Super Regional  
 Final Ranking: \_\_\_\_\_ 5 Polls 15 (CB), 15 (NCBWA),  
 \_\_\_\_\_ 16 (USA), 18 (BA), 19 (D1)  
 Returning Letterwinners \_\_\_\_\_ 18  
 Positional Starters Returning \_\_\_\_\_ 5  
 Starting Pitchers Returning \_\_\_\_\_ 3  
 Other Pitchers Returning \_\_\_\_\_ 5  
 Lettermen Lost \_\_\_\_\_ 12  
 \_\_\_\_\_ Professional Baseball \_\_\_\_\_ 8  
 Newcomers \_\_\_\_\_ 16

## COACHING STAFF

Head Coach \_\_\_\_\_ Tim Corbin  
 Alma Mater \_\_\_\_\_ Ohio Wesleyan, 1984  
 Career Record \_\_\_\_\_ 777-475-1 (.620/21st year)  
 Record at Vanderbilt \_\_\_\_\_ 671-337-1 (.665/16th year)  
 Assoc. Head Coach \_\_\_\_\_ Scott Brown  
 Alma Mater \_\_\_\_\_ SUNY-Cortland, 1999  
 Assistant Coach \_\_\_\_\_ Mike Baxter  
 Alma Mater \_\_\_\_\_ Vanderbilt, 2005  
 Volunteer Assistant Coach \_\_\_\_\_ David Macias  
 Alma Mater \_\_\_\_\_ Vanderbilt, 2008

## HISTORY

All-Time Record \_\_\_\_\_ 2,286-1,747-33 (120th year)  
 All-Time SEC Record \_\_\_\_\_ 703-913-10 (71st year)  
 SEC Titles \_\_\_\_\_ 6 (1973, '74, '80, '07, '11, '13)  
 SEC Tournament Titles \_\_\_\_\_ 4 (1973, '74, '80, '07)  
 All-time SEC Tournament Record \_\_\_\_\_ 47-36  
 NCAA Tournament Appearances \_\_\_\_\_ 16  
 \_\_\_\_\_ (1973, '74 '80, '04, '06, '07, '08,  
 \_\_\_\_\_ '09, '10, '11, '12, '13, '14, '15, '16, '17)  
 All-time NCAA Tournament Record \_\_\_\_\_ 54-36  
 NCAA Super Regional Appearances \_\_\_\_\_ 7  
 \_\_\_\_\_ (2004, '10, '11, '13, '14, '15, '17)  
 College World Series Appearances \_\_\_\_\_ 3  
 \_\_\_\_\_ (2011, '14, '15)  
 National Champions \_\_\_\_\_ 1 (2014)

## VANDY REPRESENTED ENTERING 2018 MLB SEASON

- ★ With the Major League Baseball season underway, Vanderbilt alums look to have another big impact at the highest level. In total, 15 former Vandy players received spring training invites including the 10 below who have made MLB appearances.

NAME (YEARS AT VU)	MLB TEAM	TIDBT
Pedro Alvarez (2006-08)	Baltimore Orioles	Has struck seven home runs with 14 RBIs in 30 games
Tyler Beede (2012-14)	San Francisco Giants	In two career MLB starts: 0-1, 8.22 ERA, 7.2 IP, 9 K
Walker Buehler (2013-15)	Los Angeles Dodgers	On Friday vs. San Diego: 6.0 IP, 0 H, 0 R, 0 ER, 3 BB, 8 K
Ryan Flaherty (2006-08)	Atlanta Braves	Batting .310 (27-for-87) with 12 runs and nine RBIs
Sonny Gray (2009-11)	New York Yankees	On Saturday vs. Cleveland: Win, 6.0 IP, 4 H, 2 R, 2 ER, 2 BB, 7 K
Mike Minor (2007-09)	Texas Rangers	On Thursday vs. Boston: Win, 6.0 IP, 7 H, 3 R, 3 ER, 3 BB, 4 K
David Price (2005-07)	Boston Red Sox	In seven starts: 2-4, 5.11 ERA, 37.0 IP, 36 H, 21 ER, 16 BB, 32 K
Dansby Swanson (2013-15)	Atlanta Braves	Entered 10-day disabled list after ranking 10th in NL for hits
Drew VerHagen (2012)	Detroit Tigers	Has limited opponents to a .182 average in nine relief outings
Carson Fulmer (2013-15)	Chicago White Sox	On Friday vs. Minnesota: 3.2 IP, 7 H, 5 R, 4 ER, 2 BB, 6 K

## DORES IN THE PRO NOTES

- ★ At least one Dore has been drafted every year since 1991 with a total of 100 players signing professional contracts.  
 ★ Vanderbilt is one of only two universities in the nation to produce multiple No. 1 picks with David Price (2007) and Dansby Swanson (2015), joining Arizona State (Rick Monday - 1965, Floyd Bannister - 1968, Bob Horner - 1978).  
 ★ Under Corbin, Vanderbilt pro alums have earned **over \$62 million dollars** in signing bonuses.  
 ★ Since head coach **Tim Corbin** arrived in 2003, every Vanderbilt starting catcher has been selected in the MLB Draft.  
 ★ The Dore have had at least one MLB first round selection on the mound every year in the **Tim Corbin** era.  
 ★ Eighty-nine pitchers have been selected in the MLB Draft, including 55 during the **Tim Corbin** era (since 2003).  
 ★ Vanderbilt leads the SEC with nine players drafted in the first round over the last decade. The second-closest in that span is Florida and LSU who each have five.  
 ★ A total of 145 Commodores have been selected all-time in the MLB Draft including 73 in the first 10 rounds.

## HONORING NO. 41 DONNY EVERETT

- ★ Vanderbilt continues to honor the memory of **Donny Everett**, who tragically passed away in a drowning accident the day before the Commodores opened the 2016 NCAA Nashville Regional.  
 ★ The Donny Everett Scholarship was established during the 2016 school year. Everett's memory lives on with the display of No. 41 on the field and with the No. 41 flag among the major league players in right field.  
 ★ Everett was the 2015 Tennessee Gatorade Player of the Year and one of the highest-rated players in the nation to attend college. He turned down the Milwaukee Brewers as a 29th round draft pick to join Vanderbilt.

## TOUGH TESTS ABUNDANT IN 2018

- ★ Vanderbilt plays 12 teams that reached the 2017 NCAA Tournament for a total of 22 games, including Auburn (3), Florida (3), Houston, Kentucky (3), LSU (3), Long Beach State, Louisville, Mississippi State (3), Sam Houston State, TCU, Tennessee Tech and UCLA. Of the 12 teams, eight reached the NCAA Super Regionals.  
 ★ The schedule also includes 18 games against squads that racked up 40-plus victories a season ago:

2018 Opponent	'17 Record	NCAA Round	'18 Result (7-7)
Florida (3)	52-19	CWS Champions	Loss, 8-4; Loss, 10-2; Loss 8-2
Houston (1)	42-21	Regional	Win, 9-4
Kentucky (3)	43-23	Super Regional	
Long Beach State (1)	42-20-1	Super Regional	Loss, 4-3
Louisville (1)	53-12	CWS	Loss, 8-4
LSU (3)	52-20	CWS Finals	Win, 4-2; Loss, 6-2; Win 1-0 (7 inn)
Mississippi State (3)	40-27	Super Regional	Win, 5-0; Win, 10-1; Win, 4-3
Sam Houston State (1)	44-23	Super Regional	Loss, 7-6 (10 inn)
TCU (1)	50-18	CWS	Win, 7-4
Tennessee Tech (1)	41-21	Regional	

## VANDY SLATED FOR 12 NATIONAL TV APPEARANCES

- ★ Vanderbilt will not be hard to find this season as the Commodores will be televised nationally 12 times on the ESPN family of networks. Another 28 matchups will be streamed via the SEC Network+.

March 16	at Mississippi State	6 p.m.	SECN	Win, 5-0
March 23	LSU	8 p.m.	ESPNU	Win, 4-2
March 24	LSU	7:30 p.m.	ESPNU	Loss, 6-2
March 25	LSU	12 p.m.	ESPN2	Win, 1-0
March 31	at Florida	11 a.m.	ESPNU	Loss, 10-2
April 1	at Florida	11 a.m.	SECN	Loss, 8-2
April 5	Georgia	6 p.m.	ESPNU	Loss, 3-2
April 15	Ole Miss	12 p.m.	ESPNU	Win, 8-7 (8 inn)
April 15	Ole Miss	4 p.m.	ESPNU	Win, 8-7 (7 inn)
April 19	at Missouri	7 p.m.	ESPNU	Loss, 2-1
May 1	Louisville	6 p.m.	SECN	Loss, 8-4
May 13	at Tennessee	11 a.m.	SECN	

## WEEKEND REVIEW: DORES SWEEP AT AUBURN

- ★ **May 4, 2018** - Vanderbilt was unable to solve Auburn ace Casey Mize while the Tigers countered with a pair of homers to defeat the Commodores, 4-1 in Friday night's series opener at Plainsman Park.
- ★ **May 5, 2018** - Auburn launched a pair of home runs in the second inning including a two-out grand slam from Edouard Julien and held off a late rally from No. 23 Vanderbilt for an 11-5 series-clinching victory on Saturday afternoon at Plainsman Park. Eight different Commodores tallied one hit including **Ty Duvall** who contributed two RBIs and reached base twice while going 1-for-2 with a run.
- ★ **May 6, 2018** - Auburn sent 12 batters to the plate in the fifth inning, scoring seven times to vault past No. 23 Vandy, 14-0 and complete the three-game series sweep on Sunday afternoon. The Dores suffered their first sweep at the hands of Auburn. Vandy mustered just two hits dropping its eighth game in the last 10 outings.

## COMMODORES PACE THE SEC SINCE 2006

- ★ Vanderbilt has paced the Southeastern Conference in several categories since the start of the 2006 season. During that span, the Commodores rank first in overall wins (564) and NCAA Tournament wins (48). Vandy is tied with Florida and South Carolina for a league-leading six NCAA Super Regional appearances since 2006.

Rank	Team	Overall Wins	Rank	Team	NCAA Tournament Wins
1.	Vanderbilt	564	1.	Vanderbilt	48
2.	LSU	520	t-2.	Florida	46
3.	South Carolina	516	t-2.	LSU	46
4.	Florida	491	4.	South Carolina	45
5.	Arkansas	461	5.	Mississippi State	24

## NOTABLE SUCCESS FROM 2007-17

- ★ The Commodores reined in a new era of dominance in 2007, posting a 54-13 record and impressive 22-8 mark in SEC play. The 2007 team set a school record for wins (54) while winning the SEC regular season and tournament titles. Below is a look at a pair of notable categories since the start of that season.

Rank	Team	First-Round Draft Picks	Rank	Team	College World Series
1.	Vanderbilt	9	1.	Florida	4
t-2.	Florida	5	t-2.	Vanderbilt	3
t-2.	LSU	5	t-2.	LSU	3
4.	Arkansas	4	t-2.	South Carolina	3
5.	Tennessee	3	t-2.	Arkansas	3

## UP NEXT IN THE SEC: DORES VISIT TENNESSEE

- ★ Vanderbilt and Tennessee square off for the 327th time in the history of the two programs next Friday in Knoxville, Tenn.
- ★ The Commodores lead the all-time series 162-161-3 since the two programs began playing in the 1888 season.
- ★ Since head coach **Tim Corbin** arrived to Vandy in 2003, Vandy boasts a 30-17 lead in the series.
- ★ The two teams split two games a season ago with the finale canceled due to inclement weather.

## TREND SETTERS

- ★ Vanderbilt has displayed a consistent ability on the base paths and striking out hitters. The Commodores are first in both stolen bases and strikeouts per nine innings this season. Vandy has finished first or second in the league four times over the last six years in stolen bases while leading the SEC in strikeouts-per-nine-innings twice in the last four years.

Year	SEC Rank	Stolen Bases	Year	SEC Rank	Strikeouts per Nine Inn.
2018	1st	85	2018	1st	9.8
2017	7th	54	2017	8th	8.8
2016	3rd	88	2016	3rd	9.7
2015	2nd	106	2015	1st	9.6
2014	1st	120	2014	1st	8.9
2013	1st	139	2013	2nd	7.9
2012	2nd	92	2012	8th	7.4

## THE SEC: IT JUST MEANS MORE

- ★ The Southeastern Conference has sent 58 teams to the College World Series since 1990 with Vanderbilt doing its part to represent the league in 2011, 2014 and 2015. The league has now appeared in the College World Series in 32 of the last 33 years including appearances by 18 teams in the last seven years.
- ★ In 2017, the SEC tied its own national record with six teams competing in the NCAA Super Regionals. The Commodores were among the field as part of the NCAA Corvallis Super Regional.
- ★ A total of 11 SEC student-athletes were selected on the first day of the 2017 Major League Baseball Draft including Vandy right-handed pitcher Kyle Wright (1st round/5th overall) and outfielder Jeren Kendall (1st round/23rd overall).

## 2018 SEC STANDINGS

SEC - EAST	SEC	PCT.	GB	ALL	PCT.
Florida	18-6	0.750	-	38-11	0.776
Georgia	15-9	0.625	3.0	33-14	0.702
South Carolina	13-11	0.542	5.0	28-19	0.596
Kentucky	11-13	0.458	7.0	30-17	0.638
<b>Vanderbilt</b>	<b>11-13</b>	<b>0.458</b>	<b>7.0</b>	<b>25-22</b>	<b>0.532</b>
Tennessee	10-14	0.417	8.0	27-23	0.540
Missouri	9-15	0.375	9.0	30-18	0.625

SEC - WEST	SEC	PCT.	GB	ALL	PCT.
Arkansas	14-10	0.583	-	33-15	0.688
Ole Miss	13-11	0.542	1.0	36-13	0.735
Auburn	13-11	0.542	1.0	34-14	0.708
Texas A&M	12-12	0.500	2.0	34-14	0.708
LSU	12-12	0.500	2.0	28-20	0.583
Mississippi State	11-13	0.458	3.0	26-22	0.542
Alabama	6-18	0.250	8.0	24-25	0.490

## SEC MIDWEEK SCHEDULE

(ALL TIMES CENTRAL)

## TUESDAY, MAY 8

South Florida at Florida	5:00 p.m.
Kentucky at Indiana	5:05 p.m.
South Alabama at Auburn	6:00 p.m.
Jacksonville State at Alabama	6:00 p.m.
Georgia at Georgia Tech	6:00 p.m.
Tennessee Tech at Vanderbilt	6:30 p.m.

## WEDNESDAY, MAY 9

South Carolina vs. Charleston	6:00 p.m.
Troy at Mississippi State	6:00 p.m.
McNeese at LSU	6:30 p.m.


## SEC PLAYERS OF THE WEEK

(VANDERBILT PLAYERS)

## 2018 SEASON

April 16, 2018	Freshman	Austin Martin
March 26, 2018	Pitcher	Mason Hickman
March 12, 2018	Freshman	Jayson Gonzalez

## TUESDAY PROBABLE STARTER



## #45 REID SCHALLER

★ Redshirt Freshman ★ RHP ★ 6-3 ★ 210

★ Lebanon, Ind. ★ Lebanon Senior High School

★ **LAST START:** April 15 vs. Evansville - Win, 3.0 IP, 0 H, 0 R, 0 ER, 0 BB, 4 K★ **2018 SEASON:** 1-0, 4.26 ERA, 14 APP, 1 GS, 1 SV, 19.0 IP, 18 H, 9 R, 9 ER, 7 BB, 26 K★ **CAREER:** Same

## THOUGHTS FROM HEAD COACH TIM CORBIN

"Reid will finally get the chance to participate this year after sitting out the 2017 season. He has handled a difficult time very well and put himself in a position to help the team. After watching him progress in the fall, I believe he will have a healthy role on our pitching staff. He is strong, tough, has good arm strength and presence and enjoys competing."

## TONIGHT'S START:

... is making his second career start and 15th career appearance

... is looking to help snap Vandy's five-game losing streak

... is searching for his second victory in as many starts

## 2018 AT A GLANCE:

... second on the team with 14 total appearances

... retired all 12 batters he faced in his lone start vs. Evansville on April 17

... has limited opponents to a .189 average in 10.1 innings at Hawkins Field

... has not walked in five of his last six outings and 11 total outings

... has not allowed a run in five of his last six outings

## 2017 AT A GLANCE

... redshirted while recovering from elbow surgery

## LEBANON SENIOR HS

... lettered four years in baseball and one year in football

... three-time All-Conference selection

... three-time All-State honorable mention

... captained the baseball team as a junior and senior



## SEASON/CAREER HIGHS

Innings Pitched \_\_\_\_\_ 3.0, vs. Evansville (4/17/18)

Hits: \_\_\_\_\_ 3, vs. South Carolina (4/29/18)

Strikeouts: \_\_\_\_\_ 4, 2x, last at Missouri (4/21/18)

Walks: \_\_\_\_\_ 4, at #2 Florida (4/1/18)

Runs: \_\_\_\_\_ 3, vs. South Carolina (4/29/18)

Earned Runs: \_\_\_\_\_ 3, vs. South Carolina (4/29/18)

Home Runs: \_\_\_\_\_ 1, 2x, last at #2 Florida (4/1/18)

Pitches: \_\_\_\_\_ 50, at #2 Florida (4/1/18)

## CAREER STATS

YEAR	ERA	W-L	APP	GS	CG	SHO	SV	IP	H	R	ER	BB	SO	2B	3B	HR	BF	BAvg	WP	HBP	BK	SFA	SHA
2018	4.26	1-0	14	1	0	0/0	1	19.0	18	9	9	7	26	4	1	2	83	.254	2	2	0	2	1
<b>TOTAL</b>	<b>4.26</b>	<b>1-0</b>	<b>14</b>	<b>1</b>	<b>0</b>	<b>0/0</b>	<b>1</b>	<b>19.0</b>	<b>18</b>	<b>9</b>	<b>9</b>	<b>7</b>	<b>26</b>	<b>4</b>	<b>1</b>	<b>2</b>	<b>83</b>	<b>.254</b>	<b>2</b>	<b>2</b>	<b>0</b>	<b>2</b>	<b>1</b>

## 2018 GAME-BY-GAME

Date	OPPONENT	GS	IP	H	R	ER	BB	SO	2B	3B	HR	WP	BK	HBP	IBB	Final	W-L	SV	ERA	NP
Feb 20	PRESBYTERIAN		2.0	2	1	1	0	2	1	0	0	0	0	0	0	7-1	0-0	0	4.50	24
Feb 28	INDIANA STATE		2.0	1	1	1	0	3	0	0	1	0	0	0	0	8-5	0-0	0	4.50	36
Mar 04	vs. #24 Houston		1.0	1	0	0	0	2	0	0	0	0	0	0	0	9-4	0-0	0	3.60	14
Mar 07	at Long Beach St.		0.1	2	0	0	0	0	0	0	0	1	0	0	0	3-4	0-0	0	3.38	15
Mar 11	vs. #8 TCU		1.0	1	0	0	0	1	0	0	0	0	0	0	0	7-4	0-0	1	2.84	28
Mar 21	vs. Belmont		1.0	2	1	1	0	1	1	0	0	0	0	0	0	5-8	0-0	1	3.68	15
Mar 27	vs. Lipscomb		1.2	2	2	2	1	3	0	1	0	0	0	2	0	1-5	0-0	1	5.00	34
Apr 01	at #2 Florida		1.2	1	1	1	4	2	0	0	1	1	0	0	0	2-8	0-0	1	5.06	50
Apr 10	WESTERN KENTUCKY		1.0	0	0	0	0	1	0	0	0	0	0	0	0	3-2	0-0	1	4.63	17
Apr 15	#5 OLE MISS-2		0.1	1	0	0	0	0	1	0	0	0	0	0	0	8-7	0-0	1	4.50	2
Apr 17	EVANSVILLE	*	3.0	0	0	0	0	4	0	0	0	0	0	0	0	6-1	1-0	1	3.60	35
Apr 21	at Missouri		2.0	2	0	0	0	4	0	0	0	0	0	0	0	6-2	1-0	1	3.18	35
Apr 29	SOUTH CAROLINA		1.0	3	3	3	2	1	1	0	0	0	0	0	0	9-10	1-0	1	4.50	30
May 01	LOUISVILLE		1.0	0	0	0	0	2	0	0	0	0	0	0	0	4-8	1-0	1	4.26	15
<b>Totals</b>		<b>1</b>	<b>19.0</b>	<b>18</b>	<b>9</b>	<b>9</b>	<b>7</b>	<b>26</b>	<b>4</b>	<b>1</b>	<b>2</b>	<b>2</b>	<b>0</b>	<b>2</b>	<b>0</b>	<b>78-69</b>	<b>1-0</b>	<b>1</b>	<b>4.26</b>	<b>--</b>

**DORES RANKED TOP 10 PRESEASON ONCE AGAIN**

- ★ For an eighth-straight season, Vanderbilt was situated in the Top 10 rankings during the preseason. The Commodores dropped out of the Top 25 for the first time this season after going 0-4 last week.
- ★ The preseason rankings follow the Commodores' fourth NCAA Super Regional appearance in five seasons a year ago. Vandy concluded 2017 ranked as high as No. 6 per Baseball America.

**WHAT'S BACK IN 2018: OFFENSE**

- ★ The Dore bring back five position players who started at least 50 percent of the games (31 of 62) for last season's NCAA Super Regional team — **Julian Infante** (62), **JJ Bleday** (48), **Ethan Paul** (52), **Connor Kaiser** (59) and **Stephen Scott** (31). Players **Harrison Ray** (17) and **Alonzo Jones** (25) started at least 10.

Category	'18 Ret.	'17 Total	Pct. Back
Runs Batted In	176	379	46.4%
Doubles	60	114	52.6%
Triples	6	17	35.2%
Home Runs	22	51	43.1%
Hits	299	599	49.9%
At Bats	1158	2141	54.0%
Runs	213	409	52.0%
Stolen bases	17	54	31.4%

**WHAT'S BACK IN 2018: PITCHING**

- ★ The Commodores bring back seven pitchers with experience from last season. Four pitchers logged starts on the mound in 2017 — **Patrick Raby** (16), **Drake Fellows** (10), **Chandler Day** (12) and **Maddux Conger** (3).

Category	'18 Ret.	'17 Total	Pct. Back
Appearances	116	213	54.4%
Victories	25	36	69.4%
Starts	41	62	66.1%
Strikeouts	307	544	56.4%
Innings Pitched	326.1	558.2	58.4%
Saves	1	12	8.3%

**VANDERBILT IN NATIONAL RANKINGS**

DATE	BA	NCBWA	CB	USA	D1	PG
PS	18	15	6	10	14	NR
Feb. 19	18	11	6	10	13	23
Feb. 26	18	10	5	10	12	17
Mar. 5	21	14	10	14	15	19
Mar. 12	14	14	11	13	13	15
Mar. 19	9	8	5	7	8	11
Mar. 26	8	9	4	8	8	10
Apr. 2	14	16	17	16	15	15
Apr. 9	14	16	20	16	15	15
Apr. 16	6	11	9	12	10	11
Apr. 23	11	17	12	17	17	13
Apr. 30	17	24	15	21	23	18
May 7	NR		NR	RV	NR	NR
May 14						

**NATIONAL POLLS**

BA \_\_\_\_\_ Baseball America  
 CB \_\_\_\_\_ Collegiate Baseball  
 NCBWA \_\_\_\_\_ National Collegiate Baseball Writers Association  
 USA \_\_\_\_\_ USA Today Coaches  
 PG \_\_\_\_\_ Perfect Game  
 D1 \_\_\_\_\_ D1Baseball.com

**HIGHEST RANKING THIS SEASON**

Poll \_\_\_\_\_ Date \_\_\_\_\_ Ranking \_\_\_\_\_  
 Collegiate Baseball \_\_\_\_\_ March 26 \_\_\_\_\_ 4

**NATIONAL RANKINGS**

BASEBALL AMERICA (May 7)	COLLEGIATE BASEBALL (May 7)	NCBWA (April 30)	USA TODAY COACHES (May 7)	PERFECT GAME (April 7)	D1BASEBALL (May 7)
1. Florida	1. Stanford	1. Stanford	1. Florida	1. Florida	1. Florida
2. Stanford	2. Florida	2. Florida	2. Stanford	2. Stanford	2. Stanford
3. North Carolina	3. North Carolina	3. Oregon State	3. Oregon State	3. Oregon State	3. Oregon State
4. Oregon State	4. Oregon State	4. Arkansas	4. North Carolina	4. NC State	4. North Carolina
5. Ole Miss	5. Clemson	5. North Carolina	5. NC State	5. Clemson	5. NC State
6. Arkansas	6. Arkansas	6. UCLA	t-6. Arkansas	6. Ole Miss	6. Ole Miss
7. NC State	7. NC State	7. Ole Miss	t-6. Clemson	7. Southern Miss	7. Arkansas
8. Clemson	8. UCLA	8. Clemson	8. Ole Miss	8. Arkansas	8. Clemson
9. Duke	9. Georgia	9. Texas Tech	9. Southern Miss	9. Texas Tech	9. Southern Miss
10. Texas Tech	10. Duke	10. NC State	10. Texas Tech	10. North Carolina	10. East Carolina
11. UCLA	11. South Carolina	11. Kentucky	11. Duke	11. Duke	11. UCLA
12. Georgia	12. Ole Miss	12. Southern Miss	12. East Carolina	12. East Carolina	12. Texas Tech
13. Georgia	13. Southern Miss	13. Duke	13. Florida State	13. Minnesota	13. Duke
14. Southern Miss	14. Oklahoma State	14. East Carolina	14. UCLA	14. Texas	14. Florida State
15. Minnesota	15. Michigan	15. Florida State	15. Georgia	15. Florida State	15. Minnesota
16. Florida State	16. Texas	16. Coastal Carolina	16. Minnesota	16. Auburn	16. Georgia
17. Texas	17. St. John's	17. Indiana	17. Auburn	17. Kentucky	17. Texas
18. Auburn	18. Minnesota	18. Texas A&M	18. Texas	18. UCLA	18. UCONN
19. Coastal Carolina	19. Texas Tech	19. Oklahoma State	19. Kentucky	19. Indiana	19. Auburn
20. Oklahoma State	20. Houston	20. Texas	20. Texas A&M	20. Georgia	20. Stetson
21. Kentucky	21. East Carolina	21. Georgia	21. UCONN	21. Texas A&M	21. Kentucky
22. Stetson	22. Tennessee Tech	22. Minnesota	22. Oklahoma State	22. South Florida	22. Oklahoma State
23. South Florida	23. Texas A&M	23. Tennessee Tech	23. Coastal Carolina	23. Stetson	23. Tennessee Tech
24. Tennessee Tech	24. Auburn	24. Vanderbilt	24. Tennessee Tech	24. UCONN	24. South Florida
25. UCONN	25. Florida State	25. UCONN	25. Stetson	25. Tennessee Tech	25. Coastal Carolina
	26. Oklahoma	26. South Florida			
	27. Stetson	27. Auburn			
	28. Coastal Carolina	28. Florida Atlantic			
	29. Louisville	29. Houston			
	30. Cal State Fullerton	30. Stenson			





## HAWKINS FIELD

### TOP-10 ATTENDANCE MARKS - SINGLE GAME

	Attendance	Opponent	Date
1.	3,700	Tennessee	May 16, 2009
		Tennessee	May 15, 2009
		Florida	April 4, 2009
4.	3,693	Arkansas	May 22, 2010
5.	3,645	Tennessee	April 29, 2011
6.	3,626	24 games - most recent listed	
		Florida	April 15, 2017
		Florida	April 14, 2017
		Auburn	May 21, 2016
		Kentucky	April 17, 2016
		Kentucky	April 16, 2016
		South Carolina	April 2, 2016

### TOP 3-GAME SERIES ATTENDANCE

	Attendance	Opponent	Dates
1.	10,878	Florida	May 7-9, 2015
		Stanford*	June 6-8, 2014
3.	10,661	Tennessee	March 27-29, 2015
4.	10,640	Kentucky	April 15-17, 2016
5.	10,636	South Carolina	March 31-April 2, 2016
6.	10,582	Mississippi State	March 18-20, 2016
7.	10,528	Georgia	April 29-May 1, 2016
8.	10,400	Florida	April 13-15, 2017
9.	10,338	Tennessee	May 14-16, 2009
10.	10,277	Ole Miss	April 9-11, 2015

^ - NCAA Regional \* - NCAA Super Regional

### HAWKINS FIELD FACTS

- ★ Officially dedicated April 27, 2002
- ★ Capacity (3,626) – 2,200 chairback seats; 1,426 bleacher seats
- ★ Dimensions: LF-310; CF-400; RF-330; Alleys-375
- ★ Since 2007 Vanderbilt is 323-97-1 (.768) at Hawkins Field.
- ★ There have been 110 total sellouts in the stadium's history.
- ★ .733 all-time VU winning percentage (430-156-1) at The Hawk.

### YEARLY ATTENDANCE - NCAA RANKINGS

YEAR	DATES	TOTAL	RANK	AVERAGE
2014	40	112,426	23rd	2,811
2015	32	91,144	21st	2,848
2016	36	110,239	17th	3,062
2017	33	92,286	24th	2,797

### MISCELLANEOUS RECORDS

- ★ Most Wins in a Season \_\_\_\_\_ 34 (2007, 2013)
- ★ Longest Win Streak \_\_\_\_\_ 15 games (2/18-3/16/07)
- ★ Longest Game (Time) \_\_\_\_\_ 5:33 vs. Louisville (5/11/10)
- ★ Longest Game (Innings) \_\_\_\_\_ 17.0 vs. Louisville (5/11/10)

### A BRIEF RUN DOWN: HAWKINS FIELD

Hawkins Field serves as the home of the Vanderbilt Commodores and with recently completed facilities it stands as one of the top college baseball parks in the country. Now in its 16th season of existence, greets fans with chairback seats close to the field of play with bleacher seating in the outfield.

Nestled alongside Vanderbilt Stadium and Memorial Gymnasium on the west end of campus, the ballpark was constructed as the Commodores' first baseball-only facility in school history. It was built near the exact location of McGugin Field, which served as baseball's home field for 76 years and part-time football practice field.





## THE TIM CORBIN FILE

## Personal

Tim Carter Corbin

Born: Aug. 5, 1961, at Wolfeboro, N.H.

Hometown: Wolfeboro, N.H.

Family: Maggie (wife), daughters Molly and Hannah

## Education

Ohio Wesleyan

Master of Arts in Athletic Administration, 1986

Bachelor of Arts in Physical Education, 1984

## Playing Experience

Ohio Wesleyan

Four-year letterman as an infielder and catcher

## Coaching Experience

Vanderbilt Commodores

Head Coach (2003-present)

671-337-1 record (.665)

Highest winning % all-time among VU coaches

All-time winningest coach in program history

2014 College World Series Champions

2014 national coach of the year

2015 College World Series Runner-Up

Three CWS Appearances (2011, 2014, 2015)

12-Straight NCAA Tournament appearances

Record-setting 26 SEC wins in 2013

55 pitchers taken in MLB Draft during Corbin era

15 First-Round MLB Draft picks in Corbin era

D1Baseball.com's No. 1 program in 2015

D1Baseball.com's No. 2 program in 2017

2007 SEC regular season and tournament champs

Three SEC regular season titles (2007, 2011, 2013)

## Clemson Tigers

Associate Head Coach (2001-02)

Assistant Head Coach (1998-01)

Assistant Coach (1994-98)

Fourth-winningest program nationally from 1994-02

Nine NCAA Tournament appearances

Four CWS appearances (1995, 1996, 2000, 2002)

Recruited nine-straight top-25 Classes

20 players earned All-America status

## Presbyterian Blue Hose

Head Coach (1988-93)

Led restart of dormant program

Led transition from NAIA to NCAA Division II

106-138 overall record

## Wofford

Assistant Coach (1987)

## Ohio State Buckeyes

Graduate Assistant Coach (1985-86)



In his 16th season at Vanderbilt, Tim Corbin has transformed Vanderbilt into one of the national powers of college baseball and taken the program to unprecedented success winning the school's first-ever men's national title in 2014.

Corbin's owns a 671-337-1 (.665) at Vanderbilt and became the program's all-time winningest coach on March 4. He is also first in winning percentage for coaches with 100 games or more.

Under Corbin, Vanderbilt boasts the Southeastern Conference's longest streak of consecutive NCAA Tournament appearances at 12. The Does have advanced to a Super Regional in four of the last five years.

In 2015, Vanderbilt returned to the College World Series for the third time in five years with team's fourth 50-win season in the last four making it back to the CWS Finals before losing in three games to Virginia. The Does captured the SEC East with a 20-10 mark.

The 2014 Commodores topped Virginia in the College World Series finals in three games to claim the title in just the Does' second trip to Omaha. For the third time in four years Vandy hosted NCAA Regionals and Super Regionals, topping Oregon in the Regional final and Stanford in the Super Regionals.

Vanderbilt's 2013 team was one for the ages as the Commodores matched the school record with a 54-12 record and smashed the SEC record with a 26-3 mark to win the league title.

Year	Overall	Conf.	Place	Home	Road	Neutral	SEC Tourn	NCAA
2003	27-28	14-16	T-6th	19-10	6-14	2-4	0-2	--
2004	45-19	16-14	7th	28-5	11-11	6-3	3-1	3-2
2005	34-21	13-17	8th	23-12	11-9	0-0	--	--
2006	38-27	16-14	6th	23-12	10-11	5-4	3-2	2-2
2007	54-13	22-8	1st	34-4	12-8	8-1	5-1	3-2
2008	41-22	15-14	T-4th	22-9	12-9	7-4	3-2	1-2
2009	37-27	12-17	8th	22-11	10-14	5-3	3-1	3-2
2010	46-20	16-12	5th	27-6	13-11	6-3	1-2	5-3
2011	54-12	22-8	T-1st	33-4	16-5	5-3	3-1	7-2
2012	35-28	16-14	T-5th	22-12	7-13	6-3	5-1	2-2
2013	54-12	26-3	1st	34-7	17-3	3-2	3-2	3-3
2014	51-21	17-13	6th	31-10	13-7	7-4	1-2	10-3
2015	51-21	20-10	2nd	28-8	15-7	8-6	3-2	9-2
2016	43-19	18-12	6th	31-7	9-10	3-2	2-2	0-2
2017	36-25-1	15-13-1	6th	21-11-1	10-12	5-2	0-1	3-3
2018	25-22	11-13	--	18-8	5-10	2-4	--	--
<b>Career</b>	<b>671-337-1</b>	<b>269-198-1</b>	<b>--</b>	<b>416-136-1</b>	<b>177-154</b>	<b>78-48</b>	<b>35-22</b>	<b>51-30</b>

## ASSISTANT COACHES



**SCOTT BROWN**  
Assoc. Head Coach



**MIKE BAXTER**  
Assistant Coach



**DAVID MACIAS**  
Volunteer Assistant

## 2018 BATTER NOTES

## 9 ★ Garrett Blaylock ★ Freshman

Overall: .294 • Home: .500 (3-for-6) • Last 10: .286 (2-for-7)

IF ★ T.C. Roberson HS ★ Asheville, N.C.

## HITTING CAREER HIGHS

Hits: \_\_\_\_\_ 1, 5x, last at Auburn (5/6/18)  
 Runs: \_\_\_\_\_ 2, vs. Presbyterian (2/21/18)  
 RBI: \_\_\_\_\_ 2, vs. UMass-Lowell (2/23/18)  
 Walks: \_\_\_\_\_  
 HRs: \_\_\_\_\_  
 Strikeouts: \_\_\_\_\_ 2, at Auburn (5/5/18)  
 Stolen Bases: \_\_\_\_\_

- ★ **SUNDAY AT AUBURN:** 1-for-3 with a strikeout
- ★ Made his first-career start on Saturday and started again on Sunday at Auburn
- ★ Has appeared in 13 games including 11 off the bench
- ★ Entered the game on April 5 against Georgia as a pinch runner
- ★ Is batting .294 (5-for-17) with three runs and five RBIs in 13 games
- ★ Is batting .500 (4-for-8) with runners in scoring position
- ★ Drove in a season-high two runs in a 1-for-1 performance vs. UMass-Lowell on Feb. 23
- ★ Lettered four years at T.C. Roberson High School
- ★ Helped the Rams to a North Carolina State Championship as a senior
- ★ State championship MVP and Co-Conference Player of the Year as a senior

## 51 ★ JJ Bleday ★ Sophomore

Overall: .372 • Home: .421 (16-for-38) • Last 10: DNP

OF ★ A. Crawford Mosley HS ★ Panama City Beach, Fla.

## HITTING CAREER HIGHS

Hits: \_\_\_\_\_ 3, 4x, last vs. Eastern Kentucky (3/14/18)  
 Runs: \_\_\_\_\_ 2, 4x, last at Clemson (6/5/17)  
 RBI: \_\_\_\_\_ 3, 3x, last vs. St. Mary's (3/10/17)  
 Walks: \_\_\_\_\_ 3, 2x, last vs. Belmont (3/21/18)  
 HRs: \_\_\_\_\_ 1, 5x, last vs. Houston (3/4/18)  
 Strikeouts: \_\_\_\_\_ 2, 7x, last vs. LSU (3/25/18)  
 Stolen Bases: \_\_\_\_\_ 1, at Mississippi State (3/17/18)

- ★ Has not appeared in a game since March 27 against Lipscomb due to oblique injury
- ★ Has posted a .372 batting average (29-for-78) in 24 games including 21 starts
- ★ Has reached base in 13-straight games dating to March 4 vs. Houston
- ★ Has scored 14 runs and drawn 13 walks
- ★ Boasts nine multi-hit games including seven in his last 14 outings
- ★ Started 48 games and made 51 appearances as a freshman in 2017
- ★ Racked up 56 total bases and drove in 22 RBIs while batting .256 in 2017
- ★ Third team All-American by Rawlings-Perfect Game at A. Crawford Mosley H.S.
- ★ Lettered four years in baseball, two years in golf and two in swimming
- ★ Names 'speaking Russian' as his oddest talent

## 5 ★ Philip Clarke ★ Freshman

Overall: .282 • Home: .276 (24-for-87) • Last 10: .244 (10-for-41)

C ★ Christ Presbyterian Academy ★ Franklin, Tenn.

## HITTING CAREER HIGHS

Hits: \_\_\_\_\_ 3, 2x, last vs. Georgia (4/5/18)  
 Runs: \_\_\_\_\_ 2, 3x, last vs. Ole Miss (4/15/18)  
 RBI: \_\_\_\_\_ 3, 4x, last vs. Ole Miss (4/15/18)  
 Walks: \_\_\_\_\_ 4, vs. UMass-Lowell (2/23/18)  
 HRs: \_\_\_\_\_ 1, 3x, last at Auburn (5/4/18)  
 Strikeouts: \_\_\_\_\_ 2, 5x, last at Auburn (5/6/18)  
 Stolen Bases: \_\_\_\_\_ 2, vs. UMass-Lowell (2/25/18)

- ★ **SUNDAY AT AUBURN:** 0-for-4 with two strikeouts
- ★ Has appeared in 42 games including 33 starts with 17 of the last 18 at designated hitter
- ★ Boasts 11 multi-hit games and has registered at least one hit in 30 games
- ★ Has recorded a hit in 17 of his last 22 games and reached base in 13 of 15 outings
- ★ Named No. 36 in SEC among D1Baseball.com's top prospects for the 2019 draft
- ★ Lettered four years at Christ Presbyterian Academy in Franklin, Tenn.
- ★ Helped lead the Lions to a runner-up finish in the Tennessee state tournament
- ★ Tennessean Baseball Player of the Year and 2017 Class AA Mr. Baseball as a senior
- ★ Team Tennessee member with teammates Aaron Brown and Mason Hickman in 2016
- ★ Says if he wasn't playing baseball he would be an astronaut

## 3 ★ Cooper Davis ★ Freshman

Overall: .182 • Home: .182 (2-for-11) • Last 10: .000 (0-for-1)

OF ★ St. Aloysius Gonzaga HS ★ Mississauga, Ontario

## HITTING CAREER HIGHS

Hits: \_\_\_\_\_ 1, 2x, last vs. Georgia (4/7/18)  
 Runs: \_\_\_\_\_ 1, 3x, last vs. Georgia (4/7/18)  
 RBI: \_\_\_\_\_ 1, 4x, last vs. Ole Miss (4/13/18)  
 Walks: \_\_\_\_\_ 1, 2x, last vs. Georgia (4/5/18)  
 HRs: \_\_\_\_\_  
 Strikeouts: \_\_\_\_\_ 1, vs. Georgia (4/7/18)  
 Stolen Bases: \_\_\_\_\_ 1, vs. Georgia (4/7/18)

- ★ Grounded out in lone pinch-hit at bat during last outing on April 27 vs. South Carolina
- ★ Has made three starts -- all coming since April 5 vs. Georgia
- ★ Has driven in four runs in seven games
- ★ Stole first-career base and went 1-for-3 with one run on April 7 vs. Georgia
- ★ Went 1-for-2 with one run in collegiate debut on Feb. 21 against Presbyterian
- ★ Lettered four years at St. Aloysius Gonzaga in Mississauga, Ontario
- ★ Named Perfect Game Canada/Puerto Rico Region High School Senior first-team
- ★ Played for the Canadian Jr. National U18 Team in 2017

**18 ★ Pat DeMarco ★ Freshman****Overall: .294 • Home: .367 (36-for-98) • Last 10: .314 (11-for-35)**

OF ★ Winder-Barrow HS ★ Staten Island, N.Y.

**HITTING CAREER HIGHS**

Hits: \_\_\_\_\_ 3, 3x, last vs. Presbyterian (2/20/18)  
 Runs: \_\_\_\_\_ 3, vs. Austin Peay (2/27/18)  
 RBI: \_\_\_\_\_ 4, vs. Houston (3/4/18)  
 Walks: \_\_\_\_\_ 2, 2x, last vs. Georgia (4/7/18)  
 HRs: \_\_\_\_\_ 1, 5x, last vs. South Carolina (4/27/18)  
 Strikeouts: \_\_\_\_\_ 3, 2x, last at Florida (3/30/18)  
 Stolen Bases: \_\_\_\_\_ 2, vs. South Carolina (4/28/18)

- ★ **SUNDAY AT AUBURN:** 0-for-3 with a strikeout
- ★ Leads Vanderbilt with 17-multi-hit games and is third with eight multi-RBI games
- ★ Has started all 47 games in the outfield for the Commodores
- ★ Team leader in total bases (83), tied for first in hits (53) and is second in RBIs (29)
- ★ Batting .333 (29-for-87) with runners aboard
- ★ Has recorded at least one hit in 12 of his last 17 games
- ★ Named No. 35 in SEC among D1Baseball.com's top prospects for the 2019 draft
- ★ Moved from New York to Georgia in high school to focus on year-round baseball
- ★ High school All-American and Georgia Player of the Year at Winder-Barrow H.S.
- ★ Father played baseball for two years at St. John's University

**20 ★ Ty Duvall ★ Sophomore****Overall: .271 • Home: .233 (7-for-30) • Last 10: .250 (7-for-28)**

C ★ Lebanon HS ★ Lebanon, Ohio

**HITTING CAREER HIGHS**

Hits: \_\_\_\_\_ 3, vs. Western Kentucky (3/14/17)  
 Runs: \_\_\_\_\_ 2, vs. South Carolina (4/27/18)  
 RBI: \_\_\_\_\_ 4, vs. Ole Miss (4/15/18)  
 Walks: \_\_\_\_\_ 2, vs. UMass-Lowell (2/23/18)  
 HRs: \_\_\_\_\_ 1, 2x, last vs. South Carolina (4/27/18)  
 Strikeouts: \_\_\_\_\_ 3, at Auburn (5/4/18)  
 Stolen Bases: \_\_\_\_\_ 1, at Missouri (4/21/18)

- ★ Has made 12 starts at catcher, one at DH and appeared in 21 games
- ★ Has recorded a combined 13 hits in his last 17 appearances
- ★ Tagged game-winning, three-run double in sixth inning to clinch series vs. Ole Miss
- ★ Made 17 appearances including four starts during 2017 freshman campaign
- ★ Finished with 12 total bases while posting a .516 on-base percentage in 2017
- ★ Four-year letterwinner in baseball at Lebanon High School in Lebanon, Ohio
- ★ Top prospect in the state of Ohio in 2016 according to Perfect Game
- ★ Played summer ball in high school with Andrew Benintendi (Boston Red Sox)

**13 ★ Kiambu Fentress ★ Redshirt Sophomore****Overall: .000 • Home: 0-for-5 (.000) • Last 10: DNP**

OF ★ Ensworth HS ★ Nashville, Tenn.

**HITTING CAREER HIGHS**

Hits: \_\_\_\_\_ 1, at Middle Tennessee (4/18/17)  
 Runs: \_\_\_\_\_ 1, vs. Evansville (4/17/18)  
 RBI: \_\_\_\_\_ 1, vs. Austin Peay (2/27/18)  
 Walks: \_\_\_\_\_  
 HRs: \_\_\_\_\_  
 Strikeouts: \_\_\_\_\_ 1, 2x, last vs. UMass-Lowell (2/23/18)  
 Stolen Bases: \_\_\_\_\_

- ★ Made first appearance since Feb. 27 on April 17 vs. Evansville as pinch runner
- ★ Recorded first-career RBI vs. Austin Peay on Feb. 27
- ★ Has appeared in the outfield in six of his eight appearances off the bench
- ★ Legged out first-career hit at Middle Tennessee on April 18, 2017
- ★ Did not participate in team activities during 2016 season
- ★ Lettered in football and baseball at Ensworth High School in Nashville
- ★ Dad is enshrined in Elon Hall of Fame after All-America career in football

**99 ★ Jayson Gonzalez ★ Freshman****Overall: .231 • Home: .280 (14-for-50) • Last 10: .091 (1-for-11)**

IF ★ Bishop Amat HS ★ Covina, Calif.

**HITTING CAREER HIGHS**

Hits: \_\_\_\_\_ 4, 2x, last vs. Austin Peay (2/27/18)  
 Runs: \_\_\_\_\_ 2, 2x, last vs. Houston (3/4/18)  
 RBI: \_\_\_\_\_ 5, vs. UMass-Lowell (2/24/18)  
 Walks: \_\_\_\_\_ 1, 7x, last at UCLA (3/9/18)  
 HRs: \_\_\_\_\_ 2, vs. UMass-Lowell (2/24/18)  
 Strikeouts: \_\_\_\_\_ 3, 3x, last at Missouri (4/20/18)  
 Stolen Bases: \_\_\_\_\_ 1, vs. Houston (3/4/18)

- ★ **SUNDAY AT AUBURN:** 0-for-3 with a strikeout
- ★ Made his first-career start/appearance at shortstop on Sunday at Auburn
- ★ Has made 28 starts at third base and 34 overall appearances as a freshman
- ★ Boasts six multi-RBI games and four multi-hit performances
- ★ Named SEC Freshman of the Week on March 12
- ★ In return to California, went 4-for-11 with five RBIs vs. Long Beach, UCLA and TCU
- ★ Father Wallace played baseball in the Atlanta Braves organization
- ★ Brother Wallace played for the Houston Astros organization
- ★ Named All-American, All-State and 2017 National Classic MVP as a senior
- ★ Says if he wasn't playing baseball he would be a strength coach

**17 ★ Walker Grisanti ★ Junior****Overall: .139 • Home: .300 (3-for-10) • Last 10: .000 (0-for-0)**

OF ★ Christian Brothers HS ★ Collierville, Tenn.

**HITTING CAREER HIGHS**

Hits: \_\_\_\_\_ 2, 4x, last at South Carolina (4/6/17)  
 Runs: \_\_\_\_\_ 3, vs. Xavier (3/12/16)  
 RBI: \_\_\_\_\_ 3, 2x, last vs. Austin Peay (2/27/18)  
 Walks: \_\_\_\_\_ 3, at UCLA (3/9/18)  
 HRs: \_\_\_\_\_ 1, 2x, last vs. Austin Peay (2/27/18)  
 Strikeouts: \_\_\_\_\_ 3, 3x, last at Florida (3/30/18)  
 Stolen Bases: \_\_\_\_\_ 1, 2x, last vs. Lipscomb (3/27/18)

- ★ Has not recorded a hit in last nine appearances (0-for-20)
- ★ Has drawn 16 walks and worked a free pass in 12 of 19 appearances
- ★ Nine of 10 starts have come in the outfield with the other (March 9) at designated hitter
- ★ Played in 21 games including making a pair of starts during 2017 sophomore season
- ★ Played in 30 games, starting 10, and hitting .349 with 10 RBIs as a freshman in 2016
- ★ Tagged pinch-hit homer in ninth inning to down Texas A&M at 2016 SEC Tournament
- ★ Perfect Game All-American and All-State in 2015 at Christian Brothers High School
- ★ Grandfather, Buddy Soefker, played football at LSU and for the Los Angeles Rams
- ★ Uncle played football at Vanderbilt



**22 ★ Julian Infante ★ Junior****Overall: .163 • Home: .134 (9-for-67) • Last 10: .208 (5-for-24)**

IF ★ Westminster Christian HS ★ Miami, Fla.

**HITTING CAREER HIGHS**

Hits: \_\_\_\_\_ 4, vs. Belmont (3/22/17)  
 Runs: \_\_\_\_\_ 4, vs. Belmont (3/22/17)  
 RBI: \_\_\_\_\_ 7, vs. Missouri (5/7/17)  
 Walks: \_\_\_\_\_ 3, vs. St. Mary's (3/12/17)  
 HRs: \_\_\_\_\_ 1, 17x, last at Arkansas (5/14/17)  
 Strikeouts: \_\_\_\_\_ 4, 2x, last vs. UMass-Lowell (2/23/18)  
 Stolen Bases: \_\_\_\_\_ 1, at Florida (3/31/18)

- ★ **SUNDAY AT AUBURN:** 0-for-3 with two strikeouts
- ★ Batted .444 (4-for-9) with two runs and five RBIs in three games vs. South Carolina
- ★ Has started 38 games at first base and made 39 overall appearances
- ★ Named 2018 preseason All-American by Perfect Game
- ★ Led the Commodores with 66 RBI while boasting a .315 average in 2017
- ★ Drove in a career-best seven runs against Missouri on May 7, 2007
- ★ Hit six home runs in 26 games in the second half of the season in 2016
- ★ Named an All-American by Perfect Game at Westminster Christian High School
- ★ Holds Florida state record for home runs in a single season with BBCOR bats with 13
- ★ Captained high school baseball team as a junior and senior

**8 ★ Alonzo Jones ★ Junior****Overall: .236 • Home: .278 (22-for-79) • Last 10: .250 (5-for-20)**

OF ★ Columbus HS ★ Columbus, Ga.

**HITTING CAREER HIGHS**

Hits: \_\_\_\_\_ 3, 4x, last vs. Indiana State (2/28/18)  
 Runs: \_\_\_\_\_ 3, 4x, last vs. UMass-Lowell (2/23/18)  
 RBI: \_\_\_\_\_ 5, vs. San Diego (2/21/16)  
 Walks: \_\_\_\_\_ 3, 3x, last vs. South Carolina (4/29/18)  
 HRs: \_\_\_\_\_ 1, 3x, last vs. South Carolina (4/28/18)  
 Strikeouts: \_\_\_\_\_ 3, 7x, last at Missouri (4/19/18)  
 Stolen Bases: \_\_\_\_\_ 2, 6x, last vs. South Carolina (4/29/18)

- ★ Was the only Commodore not to strike out last Friday vs. Casey Mize
- ★ Went 2-for-6 (.333) with five runs, three RBIs and a homer in three games vs. USC
- ★ Has recorded a hit in 12 of his last 19 games
- ★ Ranks second on the team with 16 stolen bases in as many attempts
- ★ Made 35 appearances including 25 starts, hitting .221 during 2017 sophomore season
- ★ Named a Freshman All-American by Collegiate Baseball in 2016
- ★ Named a Perfect Game All-American at Columbus High School
- ★ Played in the 2014 Under Armour All-American game and East Coast Pro Showcase
- ★ Set the record for fastest 60-yard dash time on grass (6.17) at Perfect Game

**12 ★ Connor Kaiser ★ Junior****Overall: .255 • Home: .300 (27-for-90) • Last 10: .133 (4-for-30)**

IF ★ Blue Valley West HS ★ Overland Park, Kan.

**HITTING CAREER HIGHS**

Hits: \_\_\_\_\_ 3, 2x, last at Kentucky (4/2/17)  
 Runs: \_\_\_\_\_ 3, 2x, last vs. UMass-Lowell (2/24/18)  
 RBI: \_\_\_\_\_ 3, vs. UMass-Lowell (2/23/18)  
 Walks: \_\_\_\_\_ 3, 2x, last vs. LSU (3/23/18)  
 HRs: \_\_\_\_\_ 1, 2x, last vs. Western Kentucky (4/10/18)  
 Strikeouts: \_\_\_\_\_ 4, at Clemson (6/3/17)  
 Stolen Bases: \_\_\_\_\_ 2, 2x, last vs. UMass-Lowell (2/25/18)

- ★ Went 3-for-11 (.273) with two runs and an RBI in three games vs. South Carolina
- ★ Had started 135-straight games at shortstop (April 9, 2016-present) until sitting out the last two games of the Auburn series due to injury
- ★ No. 114 on the nation's top college prospects for the 2018 MLB Draft (D1Baseball.com)
- ★ Tied for the team lead with nine multi-RBI games
- ★ Has reached base 18 times, scored nine runs and driven in six over his last 15 games
- ★ Fourth on team with 25 walks while posting a .316 on-base percentage in 2017
- ★ Brother Kyle played baseball at Johnson Community College and Neosho CC
- ★ Two-sport standout in baseball and basketball at Blue Valley West High School
- ★ Earned Rawlings Gold Glove Award in 2013 while at Blue Valley West H.S.

**16 ★ Austin Martin ★ Freshman****Overall: .327 • Home: .333 (29-for-87) • Last 10: .262 (11-for-42)**

IF ★ Trinity Christian Academy HS ★ Jacksonville, Fla.

**HITTING CAREER HIGHS**

Hits: \_\_\_\_\_ 4, vs. Presbyterian (2/20/18)  
 Runs: \_\_\_\_\_ 2, 9x, last at Missouri (4/21/18)  
 RBI: \_\_\_\_\_ 1, 11x, last at Missouri (4/21/18)  
 Walks: \_\_\_\_\_ 2, 6x, last vs. Ole Miss (4/15/18)  
 HRs: \_\_\_\_\_ 1, vs. Duke (2/18/18)  
 Strikeouts: \_\_\_\_\_ 4, vs. Indiana State (2/28/18)  
 Stolen Bases: \_\_\_\_\_ 3, vs. Presbyterian (2/21/18)

- ★ **SUNDAY AT AUBURN:** 0-for-4
- ★ Went 2-for-13 (.154) with two strikeouts in three starts last weekend at Auburn
- ★ Team leader in batting average (.327), OBP (.441) and stolen bases (18)
- ★ Tied for the team lead in hits (53) and is second in multi-hit games (13)
- ★ Has batted leadoff in 37 of the team's 47 games this season
- ★ Named SEC Freshman of the Week on April 16
- ★ Has started at five different positions this season (1B, 3B, LF, CF and DH)
- ★ Lettered four years in baseball at Trinity Christian Academy
- ★ During senior season was named Rawlings-Perfect Game second-team All-American
- ★ Helped team to the Florida Class 4A State Baseball Championship as a sophomore

**10 ★ Ethan Paul ★ Junior****Overall: .247 • Home: .312 (29-for-93) • Last 10: .176 (6-for-34)**

IF ★ International School ★ Bellevue, Wash.

**HITTING CAREER HIGHS**

Hits: \_\_\_\_\_ 4, 2x, last vs. UMass-Lowell (2/24/18)  
 Runs: \_\_\_\_\_ 3, 7x, last vs. Ole Miss (4/15/18)  
 RBI: \_\_\_\_\_ 7, vs. UMass-Lowell (2/24/18)  
 Walks: \_\_\_\_\_ 3, vs. Xavier (3/13/16)  
 HRs: \_\_\_\_\_ 2, 2x, last vs. Evansville (4/17/18)  
 Strikeouts: \_\_\_\_\_ 3, 4x, last vs. South Carolina (4/28/18)  
 Stolen Bases: \_\_\_\_\_ 2, 4x, last vs. South Carolina (4/27/18)

- ★ **SUNDAY AT AUBURN:** 0-for-3
- ★ Went 1-for-8 (.125) with a run, RBI and two strikeouts last weekend at Auburn
- ★ Has started 96 consecutive games at second base (Feb. 22, 2017-present)
- ★ Team leader in doubles (12), home runs (8) and RBIs (38)
- ★ One of two players (Pat DeMarco) to start all 47 games this season
- ★ Started 52 games and made 53 appearances, hitting .251 in 2017
- ★ Finished third on the team with 15 doubles in 2017
- ★ 2017 Cape Cod League All-Star with the Orleans Firebirds
- ★ 2016 Freshman All-American by Collegiate Baseball after hitting .305
- ★ Perfect Game All-American in 2014 and 2015 at International School in Bellevue, Wash.

**2 ★ Harrison Ray ★ Sophomore****Overall: .250 • Home: .282 (11-for-39) • Last 10: .250 (7-for-28)**

IF ★ Lake Brantley HS ★ Longwood, Fla.

**HITTING CAREER HIGHS**

Hits: \_\_\_\_\_ 2, 4x, last vs. Georgia (4/6/18)  
 Runs: \_\_\_\_\_ 2, vs. Missouri (5/7/17)  
 RBI: \_\_\_\_\_ 4, vs. South Carolina (4/29/18)  
 Walks: \_\_\_\_\_ 2, at Kentucky (4/2/17)  
 HRs: \_\_\_\_\_ 1, vs. Southeastern La. (2/28/17)  
 Strikeouts: \_\_\_\_\_ 3, vs. Ole Miss (4/13/18)  
 Stolen Bases: \_\_\_\_\_ 2, vs. Georgia (4/6/18)

- ★ **SUNDAY AT AUBURN:** 0-for-3 with two strikeouts
- ★ Went 4-for-12 (.333) with three runs, a double and triple in three games vs. USC
- ★ Has made 14 starts this season including 12 since April 6
- ★ His 14 starts have come at four different positions (3B, LF, CF, RF)
- ★ Batting .406 (13-for-32) with runners aboard
- ★ Made 17 starts and appeared in 32 games as a freshman a season ago
- ★ Went 19-for-78 at the plate, posting a .244 average in 2017
- ★ Father was a high school wrestler and brother plays high school football
- ★ Lettered three years on the baseball team at Lake Brantley High School

**19 ★ Stephen Scott ★ Junior****Overall: .216 • Home: .297 (19-for-64) • Last 10: .130 (3-for-23)**

OF/C ★ Cardinal Gibbons HS ★ Cary, N.C.

**HITTING CAREER HIGHS**

Hits: \_\_\_\_\_ 3, vs. Duke (2/17/18)  
 Runs: \_\_\_\_\_ 3, 4x, last vs. Ole Miss (4/15/18)  
 RBI: \_\_\_\_\_ 4, 2x, last vs. Georgia (4/7/18)  
 Walks: \_\_\_\_\_ 2, 10x, last at Auburn (5/5/18)  
 HRs: \_\_\_\_\_ 1, 9x, last vs. Louisville (5/1/18)  
 Strikeouts: \_\_\_\_\_ 3, vs. UMass-Lowell (2/23/18)  
 Stolen Bases: \_\_\_\_\_ 2, vs. Georgia (4/5/18)

- ★ **SUNDAY AT AUBURN:** 1-for-3 with a strikeout
- ★ Has appeared at catcher (21x), left field (9x) and designated hitter (2x)
- ★ Cut Vandy's deficit to 8-4 with a pinch-hit two run homer last Tuesday vs. Louisville
- ★ Hitting .353 (12-for-34) with runners in scoring position
- ★ Has reached base in 14 of his last 20 games
- ★ Scored four runs and belted a homer in Ole Miss series
- ★ Struck a three-run home run and matched a career-high four RBIs on April 7 vs. UGA
- ★ Has totaled five multi-hit performances and five multi-RBI performances this season
- ★ Hit .227 while scoring 25 runs in 38 games (32 starts) a season ago
- ★ Perfect Game All-American in 2015 at Cardinal Gibbons High School
- ★ Captain of his high school football team as a senior in 2014

**43 ★ Tyler Solomon ★ Freshman****Overall: .000 • Home: .000 (0-for-3) • Last 10: DNP**

IF ★ Battlefield HS ★ Haymarket, Va.

**HITTING CAREER HIGHS**

Hits: \_\_\_\_\_  
 Runs: \_\_\_\_\_ 1, 2x, last vs. Austin Peay (2/27/18)  
 RBI: \_\_\_\_\_  
 Walks: \_\_\_\_\_ 1, 2x, last vs. Austin Peay (2/27/18)  
 HRs: \_\_\_\_\_  
 Strikeouts: \_\_\_\_\_ 1, 2x, last vs. Presbyterian (2/21/18)  
 Stolen Bases: \_\_\_\_\_

- ★ Last appearance came on Feb. 27 against Austin Peay
- ★ Has drawn a walk in two of his last three appearances, scoring each time
- ★ Lettered four years in baseball at Battlefield High School
- ★ During senior season was named All-District first-team
- ★ Born in Saudi Arabia

## 2018 BULLPEN NOTES

<p><b>40 ★ Aaron Brown ★ Freshman</b></p> <p>RHP ★ Mt. Juliet HS ★ Mt. Juliet, Tenn.</p> <p><b>PITCHING CAREER HIGHS</b></p> <p>Innings Pitched: _____ 2.0, 3x, last vs. Evansville (4/17/18)          Strikeouts: _____ 2, 4x, last vs. Evansville (4/17/18)          Hits Allowed: _____ 3, 2x, last at Auburn (5/6/18)          Walks Allowed: _____ 2, vs. South Carolina (4/29/18)          Runs Allowed: _____ 3, 2x, last at Auburn (5/6/18)</p>	<p><b>Overall: 1-0, 5.93 ERA • Home: 1-0, 3.86 ERA, 9 APP, 11.2 IP</b></p> <p>★ <b>LAST TIME OUT:</b> May 6 at Auburn - 1.0 IP, 3 H, 3 R, 3 ER, 0 BB, 1 K          ★ Has limited opponents to a .219 average (7-for-32) with runners aboard          ★ Has made 11 appearances, allowing 10 runs (nine earned) in 13.2 innings          ★ Has held opponents without a run in six of 11 appearances          ★ Has recorded two punch outs in four of his last eight appearances          ★ Picked up win in relief on Feb. 28 vs. Indiana State (2.0 IP, 1 H, 0 R, 1 BB, 1 K)          ★ Lettered three years at Mt. Juliet High School          ★ Member of Team Tennessee alongside teammates Philip Clarke and Mason Hickman</p>
<p><b>21 ★ Tyler Brown ★ Freshman</b></p> <p>RHP ★ Olentangy Orange HS ★ Ashland, Ohio</p> <p><b>PITCHING CAREER HIGHS</b></p> <p>Innings Pitched: _____ 4.0, 2x, last at Mississippi State (3/18/18)          Strikeouts: _____ 6, 2x, last at Mississippi State (3/18/18)          Hits Allowed: _____ 6, at Florida (3/31/18)          Walks Allowed: _____ 1, 5x, last at Auburn (5/5/18)          Runs Allowed: _____ 6, at Florida (3/31/18)</p>	<p><b>Overall: 1-3, 5.70 ERA • Home: 1-1, 4.22 ERA, 5 APP, 10.2 IP</b></p> <p>★ <b>LAST TIME OUT:</b> May 5 at Auburn - 2.0 IP, 2 H, 1 R, 1 ER, 1 BB, 1 K          ★ Saddled with the loss on April 27 vs. South Carolina (0.1 IP, 2 H, 1 R, 1 ER, 0 BB, 1 K)          ★ Fanned lone hitter he faced with the bases loaded in the eighth on April 20 at Mizzou          ★ Retired the side on 10 pitches in the eighth inning at Missouri on April 19          ★ Vanderbilt closer who has logged three saves -- all since March 9          ★ Has struck out four or more hitters in five of his 14 appearances          ★ Has not allowed a run in seven of his 14 appearances          ★ Lettered in baseball four years at Olentangy Orange High School          ★ Drafted by the Cincinnati Reds in the 26th round of the 2017 MLB Draft</p>
<p><b>42 ★ Maddux Conger ★ Junior</b></p> <p>RHP ★ Stephenville HS ★ Stephenville, Texas</p> <p><b>PITCHING CAREER HIGHS</b></p> <p>Innings Pitched: _____ 5.0, vs. Presbyterian (2/20/18)          Strikeouts: _____ 6, vs. Evansville (2/22/17)          Hits Allowed: _____ 7, vs. Southeastern La. (2/28/17)          Walks Allowed: _____ 5, 2x, last vs. Austin Peay (2/27/18)          Runs Allowed: _____ 5, 2x, last vs. Austin Peay (2/27/18)</p>	<p><b>Overall: 1-0, 2.70 ERA • Home: 1-0, 2.25 ERA, 5 APP, 12.0 IP</b></p> <p>★ <b>LAST TIME OUT:</b> May 1 vs. Louisville - 1.0 IP, 2 H, 0 R, 0 ER, 1 BB, 1 K          ★ Has limited opponents to a .200 average (7-for-35) with runners aboard          ★ Has appeared out of the bullpen six-straight times after drawing the start on Feb. 20          ★ Has struck out 14 hitters in 13.1 innings pitched while walking 12          ★ Earned the win in lone start vs. Presbyterian on Feb. 20 (5.0 IP, 3 H, 0 R, 2 BB, 5 K)          ★ Posted a 2-1 record alongside a 4.96 ERA during 32.2 innings in 2017          ★ Pitched in nine games, allowing three runs over 11.1 innings in 2016          ★ Dad is the head baseball coach at Tarleton State (Division II)</p>
<p><b>27 ★ Chandler Day ★ Junior</b></p> <p>RHP ★ Watkins Memorial HS ★ Granville, Ohio</p> <p><b>PITCHING CAREER HIGHS</b></p> <p>Innings Pitched: _____ 9.0, vs. Lipscomb (3/28/17)          Strikeouts: _____ 10, 2x, last vs. Georgia (4/6/18)          Hits Allowed: _____ 8, vs. LSU (4/7/16)          Walks Allowed: _____ 5, vs. Lipscomb (3/28/17)          Runs Allowed: _____ 6, at Middle Tennessee (3/22/16)</p>	<p><b>Overall: 1-1, 4.33 ERA • Home: 1-1, 4.58 ERA, 7 APP, 19.2 IP</b></p> <p>★ <b>LAST TIME OUT:</b> May 6 at Auburn - 1.1 IP, 1 H, 0 R, 0 ER, 1 BB, 1 K          ★ No. 130 on the nation's top college prospects for the 2018 MLB Draft (D1Baseball.com)          ★ Matched a career-high with 10 strikeouts in relief on April 6 against Georgia          ★ Named among the Golden Spikes Awards' Gold Performers of the Week on April 9          ★ Has made 11 appearances and three starts this season          ★ Posted a 7-2 record and 3.78 ERA across 13 appearances including 12 starts in 2017          ★ Made three starts and pitched in 10 total games going 2-1 with a 4.26 ERA in 2016          ★ Named an All-American by Perfect Game in 2015 at Watkins Memorial High School          ★ Drafted in 30th round by the Cleveland Indians in 2015</p>
<p><b>39 ★ Jake Eder ★ Freshman</b></p> <p>LHP ★ Calvary Christian Academy ★ Ocean Ridge, Fla.</p> <p><b>PITCHING CAREER HIGHS</b></p> <p>Innings Pitched: _____ 5.0, 3x, last at Middle Tennessee (4/10/18)          Strikeouts: _____ 7, at Long Beach State (3/7/18)          Hits Allowed: _____ 6, 2x, last at Middle Tennessee (4/10/18)          Walks Allowed: _____ 5, vs. Louisville (5/1/18)          Runs Allowed: _____ 5, vs. Louisville (5/1/18)</p>	<p><b>Overall: 1-4, 5.45 ERA • Home: 1-2, 6.75 ERA, 6 APP, 13.1 IP</b></p> <p>★ <b>LAST TIME OUT:</b> May 6 at Auburn - 1.0 IP, 2 H, 3 R, 2 ER, 3 BB, 1 K          ★ Has made nine midweek starts this season and 11 total appearances          ★ Has lasted four innings in six of his nine starts          ★ Picked up lone win in first collegiate appearance on Feb. 21 vs. Presbyterian          ★ Drafted in the 34th round by the New York Mets of the 2017 MLB Draft          ★ Helped Calvary Christian Academy to Class 4A Florida State Semi-Finals as a senior          ★ Named Under Armour All-American as a junior          ★ Named a MaxPreps Top 50 Junior in the country as a junior</p>



**32 ★ Hugh Fisher ★ Freshman****Overall: 2-0, 1.93 ERA • Home: 2-0, 2.70 ERA, 4 APP, 6.2 IP**

LHP ★ Briarcrest Christian HS ★ Eads, Tenn.

**PITCHING CAREER HIGHS**

Innings Pitched: \_\_\_\_\_ 2.0, 2x, last vs. Western Kentucky (4/10/18)  
 Strikeouts: \_\_\_\_\_ 2, 3x, last vs. Ole Miss (4/15/18)  
 Hits Allowed: \_\_\_\_\_ 3, vs. Ole Miss (4/15/18)  
 Walks Allowed: \_\_\_\_\_ 2, vs. Western Kentucky (4/10/18)  
 Runs Allowed: \_\_\_\_\_ 2, 2x, last vs. Ole Miss (4/15/18)

- ★ **LAST TIME OUT:** April 15 vs. Ole Miss - G2 - 1.2 IP, 3 H, 2 R, 2 ER, 1 BB, 2 K
- ★ Picked up first collegiate win vs. Western Kentucky on April 10
- ★ Has made eight appearances out of the bullpen for the Commodores
- ★ Has not allowed a hit in five of his eight appearances including 2.0 innings on Feb. 20
- ★ Tossed a season-high 31 pitches in win vs. Western Kentucky (April 10)
- ★ Grandfather played football at West Virginia
- ★ As a high school freshman was named to the WBSC "AA" 15U World Cup Team USA

**49 ★ AJ Franklin ★ Redshirt Sophomore****Overall: 0-0, 0.00 ERA • Home: 0-0, 0.00 ERA, 2 APP, 1.2 IP**

LHP ★ Wilson Central HS ★ Lebanon, Tenn.

**PITCHING CAREER HIGHS**

Innings Pitched: \_\_\_\_\_ 1.0, vs. UMass-Lowell (2/23/18)  
 Strikeouts: \_\_\_\_\_  
 Hits Allowed: \_\_\_\_\_  
 Walks Allowed: \_\_\_\_\_ 1, vs. UMass-Lowell (2/23/18)  
 Runs Allowed: \_\_\_\_\_

- ★ **LAST TIME OUT:** Feb. 23 vs. UMass-Lowell - 1.0 IP, 0 H, 0 R, 0 ER, 1 BB, 0 K
- ★ Has made two appearances out of the bullpen for the Commodores
- ★ First-career appearance came on Feb. 21 vs. Presbyterian (0.2 IP, 0 H, 0 R, 0 BB, 0 K)
- ★ Missed the 2017 season with a knee injury after redshirting in 2016
- ★ Lettered in baseball (4x), basketball (3x) and football (1x) at Wilson Central H.S.
- ★ Graduated high school with a 4.0 GPA in the top 10% of his class
- ★ Dad played baseball at Motlow State and Cumberland University

**35 ★ Jackson Gillis ★ Sophomore****Overall: 3-0, 5.09 ERA • Home: 3-0, 0.69 ERA, 6 APP, 13.0 IP**

LHP ★ Wilmington HS ★ Wilmington, Mass.

**PITCHING CAREER HIGHS**

Innings Pitched: \_\_\_\_\_ 3.2, vs. Duke (2/16/18)  
 Strikeouts: \_\_\_\_\_ 5, vs. UMass-Lowell (2/24/18)  
 Hits Allowed: \_\_\_\_\_ 4, vs. TCU (3/11/18)  
 Walks Allowed: \_\_\_\_\_ 4, vs. Texas A&M (3/25/17)  
 Runs Allowed: \_\_\_\_\_ 3, 4x, last at Auburn (5/6/18)

- ★ **LAST TIME OUT:** May 6 at Auburn - 1.0 IP, 2 H, 3 R, 2 ER, 3 BB, 1 K
- ★ Became first pitcher in Tim Corbin era (2003-present) to record a win and save in the same day, doing so on April 15 in doubleheader action vs. Ole Miss
- ★ Has struck out three or more hitters in seven of his 13 appearances
- ★ Has not allowed a run in seven of his last nine appearances
- ★ Held No. 25 Duke to one hit while fanning four in 3.2 innings on 2018 Opening Day
- ★ Made 16 relief appearances, posting a 3.60 ERA in 2017
- ★ The top high school prospect in the state of Massachusetts according to Perfect Game
- ★ Captained the Wilmington High School baseball team as a senior.

**33 ★ Erik Kaiser ★ Freshman****Overall: 0-0, 0.00 ERA • Home: 0-0, 0.00 ERA, 1 APP, 1.0 IP**

RHP ★ Waterloo HS ★ Waterloo, Ill.

**PITCHING CAREER HIGHS**

Innings Pitched: \_\_\_\_\_ 1.0, 2x, last at Long Beach State (3/7/18)  
 Strikeouts: \_\_\_\_\_ 2, vs. Austin Peay (2/27/18)  
 Hits Allowed: \_\_\_\_\_ 1, vs. Austin Peay (2/27/18)  
 Walks Allowed: \_\_\_\_\_  
 Runs Allowed: \_\_\_\_\_

- ★ **LAST TIME OUT:** March 7 at Long Beach State - 1.0 IP, 0 H, 0 R, 0 ER, 0 BB, 1 K
- ★ Has not allowed an earned run in two appearances this season
- ★ Struck out two while allowing one hit in collegiate debut vs. Austin Peay on Feb. 27
- ★ Lettered three years at Waterloo High School
- ★ Dad played baseball at Missouri State and in the San Francisco Giants organization

**34 ★ Zach King ★ Sophomore****Overall: 0-3, 4.18 ERA • Home: 0-1, 3.15 ERA, 8 APP, 20.0 IP**

LHP ★ Spring Hill HS ★ Spring Hill, Tenn.

**PITCHING CAREER HIGHS**

Innings Pitched: \_\_\_\_\_ 5.1, vs. Missouri (5/7/17)  
 Strikeouts: \_\_\_\_\_ 5, 3x, last vs. UMass-Lowell (2/24/18)  
 Hits Allowed: \_\_\_\_\_ 7, vs. UMass-Lowell (2/24/18)  
 Walks Allowed: \_\_\_\_\_ 3, 3x, last at Auburn (5/5/18)  
 Runs Allowed: \_\_\_\_\_ 3, 3x, vs. Ole Miss (4/15/18)

- ★ **LAST TIME OUT:** May 5 at Auburn - 3.0 IP, 2 H, 1 R, 1 ER, 3 BB, 3 K
- ★ Retired 10 of the 12 batters he faced on April 27 vs. South Carolina
- ★ Fell to 0-3, allowing three walks (one intentional) and two runs at Mizzou on April 20
- ★ Has made 15 appearances and two starts for the Commodores this season
- ★ Recorded third save of the season on April 10 vs. Western Kentucky
- ★ Has struck out three or more hitters in eight of 15 appearances
- ★ Went three-straight appearances (8.0 IP) without allowing a run between March 11-23
- ★ Lettered three years and won as many sectional titles at Spring Hill High School
- ★ Helped lead Spring Hill to the 2016 Tennessee AA state title as a senior

**45 ★ Reid Schaller ★ Redshirt Freshman****Overall: 1-0, 4.26 ERA • Home: 1-0, 4.35 ERA, 7 APP, 10.1 IP**

RHP ★ Lebanon Senior HS ★ Lebanon, Ind.

**PITCHING CAREER HIGHS**

Innings Pitched: \_\_\_\_\_ 3.0, vs. Evansville (4/17/18)  
 Strikeouts: \_\_\_\_\_ 4, 2x, last at Missouri (4/31/18)  
 Hits Allowed: \_\_\_\_\_ 3, vs. South Carolina (4/29/18)  
 Walks Allowed: \_\_\_\_\_ 4, at Florida (4/01/18)  
 Runs Allowed: \_\_\_\_\_ 3, vs. South Carolina (4/29/18)

- ★ **LAST TIME OUT:** May 1 vs. Louisville - 1.0 IP, 0 H, 0 R, 0 ER, 0 BB, 2 K
- ★ Has struck out a combined 11 batters in his last four outings
- ★ Made first collegiate start on April 17, retiring all nine Evansville hitters he faced
- ★ Has fanned multiple batters in seven of his 14 appearances
- ★ Tossed a career-high 50 pitches at Florida on April 1
- ★ Lettered in baseball four years and football once at Lebanon Senior High School
- ★ Captained his high school baseball team as a junior and senior

**11 ★ Paxton Stover ★ Senior****Overall: 0-0, 3.72 ERA • Home: 0-0, 6.35 ERA, 5 APP, 5.2 IP**

LHP ★ Dyersburg State CC ★ Ridgely, Tenn.

**PITCHING CAREER HIGHS**

Innings Pitched: \_\_\_\_\_ 3.0, at Kentucky (3/31/17)  
 Strikeouts: \_\_\_\_\_ 3, 4x, last vs. Belmont (3/22/17)  
 Hits Allowed: \_\_\_\_\_ 4, 2x, last vs. LSU (3/24/18)  
 Walks Allowed: \_\_\_\_\_ 4, 2x, last vs. Middle Tennessee (5/16/17)  
 Runs Allowed: \_\_\_\_\_ 3, 3x, last vs. LSU (3/24/18)

- ★ **LAST TIME OUT:** May 4 at Auburn - 2.0 IP, 2 H, 0 R, 0 ER, 1 BB, 1 K
- ★ Has made eight appearances out of the bullpen for the Commodores
- ★ Did not allow a run in his first four appearances before permitting three vs. LSU
- ★ Has struck out at least one batter in seven outings including two on four occasions
- ★ Made 15 relief appearances during 2017 junior season (1-0, 6.41 ERA)
- ★ Limited opponents to a .229 average while striking out 21 in 2017
- ★ Pitched in 16 games going 9-0 with a 3.08 ERA at Dyersburg State in 2016
- ★ Pitched in two games as a true freshman for Mississippi State in 2015 going 1-1
- ★ Rated the No. 2 left-handed high school pitching prospect in the state of Tennessee

**31 ★ Justin Willis ★ Freshman****Overall: 0-0, 7.59 ERA • Home: 0-0, 2.16 ERA, 5 APP, 8.1 IP**

RHP ★ Memorial HS ★ West New York, N.J.

**PITCHING CAREER HIGHS**

Innings Pitched: \_\_\_\_\_ 3.2, vs. Louisville (5/1/18)  
 Strikeouts: \_\_\_\_\_ 2, 2x, last at Mississippi State (3/17/18)  
 Hits Allowed: \_\_\_\_\_ 4, vs. Louisville (5/1/18)  
 Walks Allowed: \_\_\_\_\_ 1, 5x, last at Auburn (5/5/18)  
 Runs Allowed: \_\_\_\_\_ 3, vs. Belmont (3/21/18)

- ★ **LAST TIME OUT:** May 5 at Auburn - 1.0 IP, 2 H, 2 R, 2 ER, 1 BB, 1 K
- ★ Did not allow an earned run in his first four collegiate appearances
- ★ Did not permit a hit in three of his first four collegiate appearances
- ★ Has made 10 appearances on the season, tossing 10.2 innings
- ★ Lettered two years at St. Joseph High School and two years at Memorial High School
- ★ Named Rawlings-Perfect Game Honorable Mention All-American
- ★ Father played Division III baseball at Stevens Institute

**6 ★ Justin Wilson ★ Redshirt Sophomore****Overall: 0-0, 3.38 ERA • Home: 0-0, 3.00 ERA, 3 APP, 3.0 IP**

RHP ★ Vol State CC ★ Murfreesboro, Tenn.

**PITCHING CAREER HIGHS**

Innings Pitched: \_\_\_\_\_ 1.0, 5x, last at Florida (3/31/18)  
 Strikeouts: \_\_\_\_\_ 3, vs. UMass-Lowell (2/24/18)  
 Hits Allowed: \_\_\_\_\_ 1, 2x, last vs. Eastern Kentucky (3/14/18)  
 Walks Allowed: \_\_\_\_\_ 2, at Long Beach State (3/7/18)  
 Runs Allowed: \_\_\_\_\_ 1, 2x, last vs. Eastern Kentucky (3/14/18)

- ★ **LAST TIME OUT:** March 31 at Florida - 1.0 IP, 0 H, 0 R, 0 ER, 1 BB, 1 K
- ★ Has not allowed a run in four of six appearances
- ★ Has limited opponents to a .125 average (1-for-8) with runners aboard
- ★ Tossed three scoreless outings in first three appearances of Vanderbilt career
- ★ Missed 2017 season while recovering from elbow surgery
- ★ Went 2-1 with a 2.51 ERA on the mound in eight games at Vol State C.C. during 2016
- ★ Dad raced against Dale Earnhardt in NASCAR and brother Austin races in Nashville
- ★ Team captain as a senior at Oakland HS in Murfreesboro, Tenn.

## TEAM GAME HIGHS

## BATTING

At bats:.....42	vs Austin Peay (Feb 27, 2018)
Runs scored:.....19	vs Austin Peay (Feb 27, 2018)
Hits:.....19	vs Austin Peay (Feb 27, 2018)
RBI's:.....17	vs Austin Peay (Feb 27, 2018)
Doubles:.....5	vs UMass-Lowell (Feb 23, 2018)
Triples:.....2	vs South Carolina (Apr 29, 2018)
Home runs:.....3	vs UMass-Lowell (Feb 24, 2018)
.....3	vs Austin Peay (Feb 27, 2018)
Total bases:.....32	vs Austin Peay (Feb 27, 2018)
Walks:.....14	vs UMass-Lowell (Feb 23, 2018)
Strikeouts:.....16	at Florida (Mar 30, 2018)
Sac hits:.....3	at Mississippi State (Mar 16, 2018)
Sac flies:.....2	at Auburn (May 5, 2018)
Stolen bases:.....7	vs UMass-Lowell (Feb 25, 2018)
Hit by pitch:.....4	vs TCU (Mar 11, 2018)
.....4	vs South Carolina (Apr 29, 2018)
Caught stealing:.....2	(4 times)
Runners LOB:.....14	vs UMass-Lowell (Feb 23, 2018)
Hit into DP:.....2	(5 times)

## FIELDING

Putouts:.....28	vs Sam Houston State (Mar 02, 2018)
Assists:.....14	vs LSU (Mar 23, 2018)
Errors:.....3	at Mississippi State (Mar 17, 2018)
.....3	vs Georgia (Apr 05, 2018)
Passed balls:.....1	(4 times)
DPs turned:.....3	vs LSU (Mar 24, 2018)

## PITCHING

Innings pitched:.....9.1	vs Sam Houston State (Mar 02, 2018)
Runs allowed:.....14	at Auburn (May 06, 2018)
Earned runs:.....13	at Auburn (May 06, 2018)
Walks allowed:.....9	at Florida (Apr 01, 2018)
.....9	at Auburn (May 06, 2018)
Strikeouts:.....14	at Mississippi State (Mar 17, 2018)
Hits allowed:.....14	vs Ole Miss (Apr 13, 2018)
Doubles allowed:.....5	vs Houston (Mar 04, 2018)
Triples allowed:.....1	(7 times)
Homers allowed:.....4	vs Sam Houston State (Mar 02, 2018)
Wild pitches:.....4	at Florida (Mar 30, 2018)
.....4	at Florida (Apr 01, 2018)
.....4	vs Ole Miss (Apr 13, 2018)
Hit batters:.....4	vs Duke (Feb 16, 2018)

## INDIVIDUAL GAME HIGHS

## BATTING

At bats:.....6	Connor Kaiser vs Presbyterian (Feb 21, 2018)
.....6	Ethan Paul vs UMass-Lowell (Feb 24, 2018)
.....6	Ethan Paul vs Austin Peay (Feb 27, 2018)
Runs scored:.....3	(9 times)
Hits:.....4	(4 times)
RBI's:.....7	Ethan Paul vs UMass-Lowell (Feb 24, 2018)
Doubles:.....2	(6 times)
Triples:.....1	(10 times)
Home runs:.....2	J. Gonzalez vs UMass-Lowell (Feb 24, 2018)
.....2	Ethan Paul vs Evansville (Apr 17, 2018)
Total bases:.....11	J. Gonzalez vs UMass-Lowell (Feb 24, 2018)
Walks:.....4	Philip Clarke vs UMass-Lowell (Feb 23, 2018)
Strikeouts:.....4	Julian Infante vs UMass-Lowell (Feb 23, 2018)
.....4	Austin Martin vs Indiana State (Feb 28, 2018)
Sac hits:.....2	A. Martin at Mississippi State (Mar 16, 2018)
Sac flies:.....1	(10 times)
Stolen bases:.....3	Austin Martin vs Presbyterian (Feb 21, 2018)
Hit by pitch:.....2	A. Martin vs UMass-Lowell (Feb 24, 2018)
.....2	Ethan Paul vs. Ole Miss (Apr 15, 2018)
Caught stealing:.....1	(20 times)
Runners LOB:.....7	J. Infante vs UMass-Lowell (Feb 23, 2018)

## FIELDING

Putouts:.....13	Philip Clarke vs Duke (Feb 17, 2018)
.....13	Stephen Scott vs Duke (Feb 18, 2018)
.....13	Stephen Scott vs Lipscomb (Mar 27, 2018)
Assists:.....8	Connor Kaiser vs LSU (Mar 23, 2018)
Errors:.....2	Stephen Scott vs Georgia (Apr 05, 2018)
Passed balls:.....1	(4 times)

## PITCHING

Innings pitched:.....7.0	(6 times)
Runs allowed:.....7	Drake Fellows vs. South Carolina (Apr 27, 2018)
.....7	Patrick Raby at Auburn (May 5, 2018)
Earned runs:.....7	Patrick Raby at Auburn (May 5, 2018)
.....6	Drake Fellows vs. South Carolina (Apr 27, 2018)
Walks allowed:.....5	(4 times)
Strikeouts:.....10	Chandler Day vs Georgia (Apr 06, 2018)
Hits allowed:.....8	Mason Hickman at Florida (Apr 01, 2018)
.....8	Drake Fellows vs Ole Miss (Apr 13, 2018)
Doubles allowed:.....3	Mason Hickman vs Houston (Mar 04, 2018)
.....3	Mason Hickman at Florida (Apr 01, 2018)
Triples allowed:.....1	(7 times)
Homers allowed:.....2	(5 times)
Wild pitches:.....3	Maddux Conger vs Austin Peay (Feb 27, 2018)
Hit batters:.....2	Jackson Gillis vs Duke (Feb 16, 2018)
.....2	Drake Fellows vs Duke (Feb 16, 2018)
.....2	Reid Schaller vs Lipscomb (Mar 27, 2018)



## 2018 SEASON RESULTS

Record: 25-22 Home: 18-8 Away: 5-10 Neutral: 2-4 SEC: 11-13

DATE	OPPONENT		SCORE		R-H-E	R-H-E	INNS	OVERALL	SEC	PITCHER OF RECORD	ATTEND	TIME
Feb 16, 2018	#25 DUKE	W	9-1		9-15-1	1-3-0	9	1-0-0	0-0-0	Gillis (W 1-0)	2587	3:32
Feb 17, 2018	#25 DUKE		4-5	L	4-9-0	5-9-3	9	1-1-0	0-0-0	Raby (L 0-1)	2533	3:07
Feb 18, 2018	#25 DUKE	W	9-1		9-13-0	1-6-1	9	2-1-0	0-0-0	Hickman (W 1-0)	3076	3:06
Feb 20, 2018	PRESBYTERIAN	W	7-1		7-12-0	1-5-1	9	3-1-0	0-0-0	Conger (W 1-0)	2531	2:52
Feb 21, 2018	PRESBYTERIAN	W	15-2		15-11-1	2-6-4	9	4-1-0	0-0-0	Eder (W 1-0)	2420	3:21
Feb 23, 2018	UMASS-LOWELL	W	15-0		15-13-0	0-4-1	9	5-1-0	0-0-0	Fellows (W 1-0)	2599	3:37
Feb 24, 2018	UMASS-LOWELL	W	15-2		15-16-0	2-11-1	9	6-1-0	0-0-0	Gillis (W 2-0)	2579	3:14
Feb 25, 2018	UMASS-LOWELL	W	9-2		9-11-0	2-4-1	9	7-1-0	0-0-0	T. Brown (W 1-0)	2561	3:02
Feb 27, 2018	AUSTIN PEAY	W	19-6		19-19-2	6-6-1	9	8-1-0	0-0-0	Hickman (W 2-0)	2540	2:37
Feb 28, 2018	INDIANA STATE	W	8-5		5-5-5	8-9-8	9	9-1-0	0-0-0	A. Brown (W 1-0)	2427	2:50
Mar 02, 2018	Sam Houston State		6-7	L	6-9-0	7-9-1	(10)	9-2-0	0-0-0	T. Brown (L 1-1)	4972	3:17
Mar 03, 2018	Louisiana		0-3	L	0-5-0	3-7-0	9	9-3-0	0-0-0	Raby (L 0-2)	6796	2:53
Mar 04, 2018	vs. #24 Houston	W	9-4		9-7-0	4-12-2	9	10-3-0	0-0-0	Hickman (W 3-0)	5414	3:28
Mar 07, 2018	at Long Beach State		3-4	L	3-9-1	4-4-1	9	10-4-0	0-0-0	King (L 0-1)	1712	3:30
Mar 09, 2018	at #11 UCLA	W	6-3		6-4-0	3-9-2	9	11-4-0	0-0-0	Fellows (W 2-0)	1215	3:17
Mar 11, 2018	vs. #8 TCU	W	7-4		7-9-0	4-9-0	9	12-4-0	0-0-0	Raby (W 1-2)	1109	3:26
Mar 14, 2018	EASTERN KY.		5-6	L	5-10-1	6-7-1	9	12-5-0	0-0-0	Eder (L 1-1)	2668	3:45
Mar 16, 2018	at #19 Mississippi State*	W	5-0		5-10-0	0-5-3	9	13-5-0	1-0-0	Fellows (W 3-0)	4860	3:01
Mar 17, 2018	at #19 Mississippi State*	W	10-1		10-16-4	1-7-2	9	14-5-0	2-0-0	Raby (W 2-2)	6218	3:53
Mar 18, 2018	at #19 Mississippi State*	W	4-3		4-6-0	3-6-3	9	15-5-0	3-0-0	Hickman (W 4-0)	4569	3:24
Mar 21, 2018	vs. Belmont		5-8	L	5-8-2	8-8-3	9	15-6-0	3-0-0	Eder (L 1-2)	1006	3:47
Mar 23, 2018	#19 LSU*	W	4-2		4-7-0	2-8-1	9	16-6-0	4-0-0	Fellows (W 4-0)	3136	3:15
Mar 24, 2018	#19 LSU*		2-6	L	2-7-0	6-11-0	9	16-7-0	4-1-0	Raby (L 2-3)	3211	3:54
Mar 25, 2018	#19 LSU*	W	1-0		1-4-1	0-2-0	7	17-7-0	5-1-0	Hickman (W 5-0)	3399	1:35
Mar 27, 2018	vs. Lipscomb		1-5	L	1-1-0	5-9-0	9	17-8-0	5-1-0	Eder (L 1-3)	1495	3:17
Mar 30, 2018	at #2 Florida*		4-8	L	4-5-2	8-8-1	9	17-9-0	5-2-0	Fellows (L 4-1)	3781	3:05
Mar 31, 2018	at #2 Florida*		2-10	L	2-6-0	10-12-1	9	17-10-0	5-3-0	Raby (L 2-4)	4835	3:18
Apr 01, 2018	at #2 Florida*		2-8	L	2-5-0	8-10-0	9	17-11-0	5-4-0	Hickman (L 5-1)	3736	3:15
Apr 03, 2018	at Middle Tennessee		3-4	L	3-6-0	4-9-0	7	17-12-0	5-4-0	T. Brown (L 1-2)	1528	3:17
Apr 05, 2018	#16 GEORGIA*		2-3	L	2-9-3	3-8-0	9	17-13-0	5-5-0	King (L 0-2)	2950	3:48
Apr 06, 2018	#16 GEORGIA*	W	5-3		5-7-0	3-10-0	9	18-13-0	6-5-0	Day (W 1-0)	2787	3:01
Apr 07, 2018	#16 GEORGIA*	W	8-3		8-12-0	3-7-2	9	19-13-0	7-5-0	Hickman (W 6-1)	2853	3:24
Apr 10, 2018	WESTERN KENTUCKY	W	3-2		3-6-1	2-3-0	9	20-13-0	7-5-0	Fisher (W 1-0)	2525	2:58
Apr 13, 2018	#5 OLE MISS*		3-11	L	3-7-0	11-14-0	9	20-14-0	7-6-0	Fellows (L 4-2)	3584	3:12
Apr 15, 2018	#5 OLE MISS*	W	8-7		8-8-0	7-7-1	(8)	21-14-0	8-6-0	Gillis (W 3-0)	3030	3:08
Apr 15, 2018	#5 OLE MISS*	W	8-7		8-7-1	7-11-0	7	22-14-0	9-6-0	Fisher (W 2-0)	3056	2:41
Apr 17, 2018	EVANSVILLE	W	6-1		6-6-0	1-4-1	9	23-14-0	9-6-0	Schaller (W 1-0)	2567	2:44
Apr 19, 2018	at Missouri*		1-2	L	1-7-2	2-4-0	9	23-15-0	9-7-0	Fellows (L 4-3)	780	2:41
Apr 20, 2018	at Missouri*		1-3	L	1-6-1	3-4-1	9	23-16-0	9-8-0	King (L 0-3)	2312	3:26
Apr 21, 2018	at Missouri*	W	6-2		6-12-1	2-6-1	9	24-16-0	10-8-0	Hickman (W 7-1)	3146	2:55
Apr 27, 2018	SOUTH CAROLINA*		7-8	L	7-8-2	8-10-0	9	24-17-0	10-9-0	T. Brown (L 1-3)	2895	3:24
Apr 28, 2018	SOUTH CAROLINA*	W	8-1		8-9-0	1-9-0	9	25-17-0	11-9-0	Raby (W 3-4)	3166	3:07
Apr 29, 2018	SOUTH CAROLINA*		9-10	L	9-10-1	10-13-1	9	25-18-0	11-10-0	Day (L 1-1)	3158	3:33
May 01, 2018	LOUISVILLE		4-8	L	4-6-1	8-11-1	9	25-19-0	11-10-0	Eder (L 1-4)	2791	3:26
May 04, 2018	at Auburn*		1-4	L	1-4-1	4-6-0	9	25-20-0	11-11-0	Fellows (L 4-4)	3599	2:21
May 05, 2018	at Auburn*		5-11	L	5-8-0	11-13-0	9	25-21-0	11-12-0	Raby (L 3-5)	3648	3:08
May 06, 2018	at Auburn*		0-14	L	0-2-1	14-13-0	9	25-22-0	11-13-0	Hickman (L 7-2)	3332	3:10

\* = Conference game

(I) extra inning game

## GAME-BY-GAME OFFENSIVE STATISTICS

DATE	OPPONENT	AB	R	H	RBI	2B	3B	HR	TB	BB	IBB	SB	CS	HBP	SAC	SF	GDP	K	PO	A	E	LOB	AVG.
Feb 16	#25 DUKE	37	9	15	8	2	0	0	17	3	0	2	0	1	0	1	1	3	27	11	1	9	.405
Feb 17	#25 DUKE	36	4	9	3	3	0	1	15	2	0	1	0	1	0	0	0	11	27	7	0	8	.329
Feb 18	#25 DUKE	36	9	13	8	1	0	1	17	5	0	2	0	1	1	0	1	6	27	8	0	10	.339
Feb 20	PRESBYTERIAN	34	7	12	6	4	0	1	19	4	0	2	1	1	0	0	1	5	27	11	0	8	.343
Feb 21	PRESBYTERIAN	39	15	11	10	3	1	1	19	10	0	6	0	1	0	0	0	4	27	9	1	11	.330
Feb 23	UMASS-LOWELL	36	15	13	14	5	0	1	21	14	0	1	0	2	0	1	0	13	27	11	0	14	.335
Feb 24	UMASS-LOWELL	39	15	16	14	3	0	3	28	6	0	4	0	3	1	0	0	12	27	6	0	10	.346
Feb 25	UMASS-LOWELL	33	9	11	8	0	1	1	16	9	0	7	0	0	0	0	2	4	27	12	0	9	.345
Feb 27	AUSTIN PEAY	42	19	19	17	4	0	3	32	9	0	5	1	1	0	0	0	9	27	11	2	9	.358
Feb 28	INDIANA STATE	32	8	9	8	4	0	2	19	3	0	0	0	0	0	1	0	11	27	6	1	4	.352
Mar 02	vs. Sam Houston St.	36	6	9	6	3	0	0	12	3	0	0	0	0	0	0	2	12	28	7	0	3	.343
Mar 03	vs. Louisiana	32	0	5	0	0	0	0	5	4	0	0	0	0	0	0	0	7	24	10	0	9	.329
Mar 04	vs #24 Houston	31	9	7	8	2	0	1	12	10	0	2	0	3	0	0	1	8	27	5	0	11	.322
Mar 07	at Long Beach State	31	3	9	3	0	0	1	12	4	0	0	2	0	0	0	1	10	24	12	1	5	.320
Mar 09	at #11 UCLA	29	6	4	6	1	0	1	8	9	0	0	0	0	2	1	1	4	27	7	0	8	.310
Mar 11	vs. #8 TCU	36	7	9	5	1	0	0	10	3	1	2	0	4	0	0	0	12	27	9	0	9	.306
Mar 14	EASTERN KY.	37	5	10	5	0	1	0	12	5	0	0	0	3	0	0	1	9	27	7	1	13	.304
Mar 16	at #19 Mississippi St.	34	5	10	2	3	1	0	15	2	0	0	0	1	3	0	1	10	27	8	0	8	.303
Mar 17	at #19 Mississippi St.	39	10	16	8	3	0	0	19	4	0	2	2	0	1	0	2	13	27	9	3	7	.309
Mar 18	at #19 Mississippi St.	35	4	6	2	2	0	0	8	7	2	2	0	2	0	0	1	11	27	8	0	13	.303
Mar 21	vs Belmont	37	5	8	2	0	0	0	8	6	0	2	1	1	0	0	0	12	27	11	2	12	.298
Mar 23	#19 LSU	32	4	7	4	1	0	2	14	4	0	6	0	0	0	0	0	11	27	14	0	8	.295
Mar 24	#19 LSU	33	2	7	2	1	0	0	8	2	0	0	0	2	0	0	0	7	27	13	0	8	.292
Mar 25	LSU	21	1	4	0	1	0	0	5	1	0	1	0	0	1	0	0	8	21	7	1	4	.289
Mar 27	vs Lipscomb	25	1	1	1	0	0	0	1	9	0	3	1	1	0	1	0	10	24	8	0	8	.282
Mar 30	at #2 Florida	34	4	5	4	1	0	2	12	1	0	0	0	1	0	0	0	16	24	6	2	5	.277
Mar 31	at #2 Florida	34	2	6	2	1	0	1	10	4	0	2	0	0	0	0	0	10	24	4	0	9	.273
Apr 01	at #2 Florida	30	2	5	2	0	0	1	8	1	0	0	0	2	2	0	0	10	24	6	0	6	.269
Apr 03	at Middle Tennessee	25	3	6	3	2	0	1	11	3	0	0	2	2	0	0	0	6	21	6	0	6	.269
Apr 05	#16 GEORGIA	32	2	9	2	3	0	0	12	4	0	4	1	2	1	1	0	6	27	13	3	11	.269
Apr 06	#16 GEORGIA	30	5	7	5	2	0	1	12	4	0	2	1	1	0	0	0	10	27	2	0	6	.268
Apr 07	#16 GEORGIA	36	8	12	8	2	0	1	17	5	0	4	0	0	0	0	0	10	27	9	0	9	.270
Apr 10	WESTERN KENTUCKY	30	3	6	3	1	0	2	13	6	0	1	0	2	0	0	0	8	27	8	1	11	.268
Apr 13	#5 OLE MISS	31	3	7	2	0	1	0	9	3	0	0	2	0	0	0	0	9	27	12	0	4	.267
Apr 15	#5 OLE MISS	27	8	8	6	3	0	1	14	4	1	5	1	3	1	0	0	7	24	8	0	4	.268
Apr 15	#5 OLE MISS	23	8	7	8	1	1	2	16	2	0	0	0	1	1	1	0	12	21	8	1	2	.269
Apr 17	EVANSVILLE	29	6	6	6	1	0	2	13	3	0	0	1	2	1	0	0	7	27	11	0	5	.267
Apr 19	at Missouri	33	1	7	1	2	0	0	9	2	0	1	0	0	0	0	0	14	24	11	2	7	.266
Apr 20	at Missouri	32	1	6	1	0	0	0	6	4	0	2	0	1	1	0	1	9	24	8	1	10	.264
Apr 21	at Missouri	37	6	12	6	1	1	0	15	3	0	3	1	0	0	1	0	12	27	9	1	8	.265
Apr 27	SOUTH CAROLINA	33	7	8	6	2	1	2	18	4	0	2	1	0	1	0	0	6	27	7	2	4	.265
Apr 28	SOUTH CAROLINA	33	8	9	8	0	0	1	12	2	0	2	0	0	0	0	0	11	27	10	0	3	.265
Apr 29	SOUTH CAROLINA	35	9	10	8	4	2	0	18	6	0	5	1	4	0	0	0	5	27	9	1	9	.266
May 01	LOUISVILLE	31	4	6	4	1	0	1	10	6	0	1	0	1	0	0	1	10	27	7	1	7	.264
May 04	at Auburn	30	1	4	1	0	0	1	7	0	0	1	1	0	0	0	1	15	24	6	1	2	.261
May 05	at Auburn	31	5	8	5	3	0	1	14	5	0	0	0	0	0	2	0	8	24	8	0	6	.261
May 06	at Auburn	29	0	2	0	0	0	0	2	0	0	0	0	0	0	0	0	10	24	5	1	2	.258
<b>Totals</b>		<b>1537</b>	<b>274</b>	<b>396</b>	<b>241</b>	<b>77</b>	<b>10</b>	<b>39</b>	<b>610</b>	<b>210</b>	<b>4</b>	<b>85</b>	<b>20</b>	<b>50</b>	<b>17</b>	<b>10</b>	<b>18</b>	<b>433</b>	<b>1216</b>	<b>400</b>	<b>30</b>	<b>354</b>	<b>.258</b>

## VANDERBILT BIG INNINGS (FOUR-PLUS RUNS)

## VANDERBILT (18)

Date	Opponent	Inning	Runs	Result	Date	Opponent	Inning	Runs	Result
2/16	#25 Duke	5	5	W, 9-1	2/28	Indiana State	6	4	W, 8-5
2/18	#25 Duke	6	5	W, 9-1	3/02	vs. Sam Houston St.	5	4	L, 7-6 (10)
2/20	Presbyterian	7	4	W, 7-1	3/04	vs. #24 Houston	1	4	W, 9-4
2/21	Presbyterian	8	6	W, 15-2	3/14	Eastern Kentucky	9	4	L, 6-5
2/23	UMass-Lowell	4	5	W, 15-0	3/17	at #19 Mississippi St.	8	7	W, 10-1
2/23	UMass-Lowell	8	5	W, 15-0	3/18	at #19 Mississippi St.	5	4	W, 4-3
2/24	UMass-Lowell	5	10	W, 15-2	4/07	#16 Georgia	5	4	W, 8-3
2/27	Austin Peay	4	8	W, 19-6	4/28	South Carolina	2	6	W, 8-1
2/27	Austin Peay	8	4	W, 19-6	4/30	South Carolina	2	4	L, 10-9

## GAME-BY-GAME PITCHING STATISTICS

Date	Opponent	IP	H	R	ER	BB	SO	2B	3B	HR	WP	BK	HBP	DP	IBB	Score	W	L	SV	ERA
Feb 16	#25 DUKE	9.0	3	1	1	5	9	1	0	0	0	1	4	1	0	9-1	1	0	0	1.00
Feb 17	#25 DUKE	9.0	9	5	5	1	13	2	0	1	0	0	2	1	0	4-5	1	1	0	3.00
Feb 18	#25 DUKE	9.0	6	1	1	4	13	1	0	0	1	1	1	2	0	9-1	2	1	0	2.33
Feb 20	PRESBYTERIAN	9.0	5	1	1	2	7	1	0	0	0	0	1	1	0	7-1	3	1	0	2.00
Feb 21	PRESBYTERIAN	9.0	6	2	1	1	9	1	0	0	1	0	1	2	0	15-2	4	1	0	1.80
Feb 23	UMASS-LOWELL	9.0	4	0	0	2	11	0	0	0	0	0	1	1	0	15-0	5	1	0	1.50
Feb 24	UMASS-LOWELL	9.0	11	2	2	1	13	2	0	0	2	0	1	2	0	15-2	6	1	0	1.57
Feb 25	UMASS-LOWELL	9.0	4	2	2	1	12	0	0	0	0	0	1	0	0	9-2	7	1	0	1.62
Feb 27	AUSTIN PEAY	9.0	6	6	2	8	7	3	0	1	3	0	0	0	0	19-6	8	1	0	1.67
Feb 28	INDIANA STATE	9.0	5	5	5	2	9	0	0	3	0	0	1	0	0	8-5	9	1	0	2.00
Mar 02	vs. Sam Houston St.	9.1	9	7	7	3	12	0	0	4	0	0	1	0	0	6-7	9	2	0	2.45
Mar 03	vs. Louisiana	8.0	7	3	3	4	8	3	0	1	0	0	3	1	0	0-3	9	3	0	2.52
Mar 04	vs #24 Houston	9.0	12	4	4	0	9	5	0	1	2	0	0	0	0	9-4	10	3	0	2.63
Mar 07	at Long Beach State	8.0	4	4	4	7	8	0	0	0	2	0	0	0	0	3-4	10	4	0	2.75
Mar 09	at #11 UCLA	9.0	9	3	3	2	13	2	0	1	0	0	0	0	0	6-3	11	4	1	2.77
Mar 11	vs. #8 TCU	9.0	9	4	3	6	11	0	1	1	1	0	2	1	0	7-4	12	4	2	2.78
Mar 14	EASTERN KY.	9.0	7	6	5	6	12	2	0	0	1	0	1	0	0	5-6	12	5	2	2.91
Mar 16	at #19 Mississippi St.	9.0	5	0	0	7	10	0	0	0	1	0	0	2	0	5-0	13	5	3	2.75
Mar 17	at #19 Mississippi St.	9.0	8	1	1	2	14	1	0	1	0	0	2	0	0	10-1	14	5	3	2.66
Mar 18	at #19 Mississippi St.	9.0	6	3	3	3	10	1	0	0	1	1	0	0	0	4-3	15	5	4	2.67
Mar 21	vs Belmont	9.0	8	8	7	6	10	3	0	0	1	0	1	0	0	5-8	15	6	4	2.88
Mar 23	#19 LSU	9.0	8	2	2	4	8	0	1	0	0	0	1	2	0	4-2	16	6	5	2.84
Mar 24	#19 LSU	9.0	11	6	6	5	5	1	1	1	1	0	0	3	0	2-6	16	7	5	2.98
Mar 25	#19 LSU	7.0	2	0	0	2	9	0	0	0	0	0	0	0	0	1-0	17	7	5	2.88
Mar 27	vs Lipscomb	8.0	9	5	5	4	12	1	1	1	0	0	2	0	0	1-5	17	8	5	2.98
Mar 30	at #2 Florida	8.0	8	8	7	6	10	2	0	1	4	0	1	0	0	4-8	17	9	5	3.15
Mar 31	at #2 Florida	8.0	12	10	10	5	6	3	0	1	0	0	1	0	0	2-10	17	10	5	3.43
Apr 01	at #2 Florida	8.0	10	8	8	9	8	3	0	3	4	0	1	2	0	2-8	17	11	5	3.61
Apr 03	at Middle Tennessee	7.0	9	4	4	4	7	1	0	1	1	0	0	0	0	3-4	17	12	5	3.65
Apr 05	#16 GEORGIA	9.0	8	3	2	4	9	1	0	0	0	0	0	2	1	2-3	17	13	5	3.60
Apr 06	#16 GEORGIA	9.0	10	3	3	2	12	0	0	0	1	0	1	0	0	5-3	18	13	5	3.58
Apr 07	#16 GEORGIA	9.0	7	3	3	2	10	2	1	0	0	0	0	0	0	8-3	19	13	6	3.56
Apr 10	WESTERN KENTUCKY	9.0	3	2	0	5	12	0	0	0	0	0	1	0	0	3-2	20	13	7	3.45
Apr 13	#5 OLE MISS	9.0	14	11	11	8	9	1	1	1	4	0	2	0	0	3-11	20	14	7	3.67
Apr 15	#5 OLE MISS	8.0	7	7	7	2	3	2	0	1	0	0	2	1	0	8-7	21	14	7	3.79
Apr 15	#5 OLE MISS	7.0	11	7	7	2	8	3	0	1	1	0	0	1	0	8-7	22	14	8	3.90
Apr 17	EVANSVILLE	9.0	4	1	1	4	7	0	0	0	0	0	0	0	0	6-1	23	14	8	3.82
Apr 19	at Missouri	8.0	4	2	1	1	9	0	0	0	2	0	1	0	0	1-2	23	15	8	3.76
Apr 20	at Missouri	8.0	4	3	2	5	8	0	0	0	0	0	0	1	1	1-3	23	16	8	3.72
Apr 21	at Missouri	9.0	6	2	0	0	8	2	0	0	0	0	0	0	0	6-2	24	16	8	3.62
Apr 27	SOUTH CAROLINA	9.0	10	8	7	3	11	3	0	0	1	0	2	0	0	7-8	24	17	8	3.71
Apr 28	SOUTH CAROLINA	9.0	9	1	1	1	9	2	0	1	1	0	1	0	0	8-1	25	17	8	3.64
Apr 29	SOUTH CAROLINA	9.0	13	10	9	5	8	2	0	3	0	0	1	0	0	9-10	25	18	8	3.77
May 01	LOUISVILLE	9.0	11	8	8	7	8	4	1	0	1	0	0	0	0	4-8	25	19	8	3.87
May 04	at Auburn	8.0	6	4	4	2	6	0	0	2	0	1	0	1	0	1-4	25	20	8	3.88
May 05	at Auburn	8.0	13	11	11	7	7	1	0	2	2	1	0	1	0	5-11	25	21	8	4.05
May 06	at Auburn	8.0	13	14	13	9	5	1	0	2	2	1	1	0	0	0-14	25	22	8	4.26
<b>Totals</b>		<b>405.1</b>	<b>365</b>	<b>211</b>	<b>192</b>	<b>181</b>	<b>434</b>	<b>63</b>	<b>7</b>	<b>35</b>	<b>41</b>	<b>6</b>	<b>41</b>	<b>28</b>	<b>2</b>	<b>274-211</b>	<b>25</b>	<b>22</b>	<b>8</b>	<b>4.26</b>

## OPPONENT BIG INNINGS (FOUR-PLUS RUNS)

## OPPONENTS (10)

Date	Opponent	Inning	Runs	Result
3/21	vs. Belmont	5	5	L, 8-5
3/27	vs. Lipscomb	5	4	L, 5-1
3/30	at #2 Florida	7	5	L, 8-4
3/31	at #2 Florida	7	7	L, 10-2
4/01	at #2 Florida	1	4	L, 8-2
4/15	#5 Ole Miss - G1	7	4	W, 8-7
4/15	#5 Ole Miss - G2	5	4	W, 8-7
4/27	South Carolina	6	6	L, 8-7
5/01	Louisville	2	4	L, 8-4
5/05	at Auburn	2	5	L, 11-5



## GAME-BY-GAME STARTERS BY POSITION

Date	Opponent	C	1B	2B	3B	SS	LF	CF	RF	DH
Feb 16	#25 DUKE	Scott	Infante	Paul	Gonzalez	Kaiser	Jones	DeMarco	Bleday	King
Feb 17	#25 DUKE	Clarke	Infante	Paul	Gonzalez	Kaiser	Jones	DeMarco	Bleday	Day
Feb 18	#25 DUKE	Scott	Infante	Paul	Gonzalez	Kaiser	Martin	Jones	DeMarco	Fellows
Feb 20	PRESBYTERIAN	Scott	Infante	Paul	Gonzalez	Kaiser	Jones	DeMarco	Ray	Martin
Feb 21	PRESBYTERIAN	Clarke	Infante	Paul	Gonzalez	Kaiser	Jones	DeMarco	Bleday	Martin
Feb 23	UMASS-LOWELL	Scott	Infante	Paul	Gonzalez	Kaiser	Martin	Jones	DeMarco	King
Feb 24	UMASS-LOWELL	Clarke	Infante	Paul	Gonzalez	Kaiser	Jones	DeMarco	Bleday	Martin
Feb 25	UMASS-LOWELL	Scott	Martin	Paul	Gonzalez	Kaiser	Jones	DeMarco	Bleday	Fellows
Feb 27	AUSTIN PEAY	Scott	Martin	Paul	Gonzalez	Kaiser	Grisanti	Jones	DeMarco	Day
Feb 28	INDIANA STATE	Clarke	Martin	Paul	Gonzalez	Kaiser	Jones	DeMarco	Bleday	T. Brown
Mar 02	vs. Sam Houston St.	Scott	Infante	Paul	Gonzalez	Kaiser	Jones	DeMarco	Bleday	Martin
Mar 03	vs. Louisiana	Clarke	Infante	Paul	Gonzalez	Kaiser	Grisanti	DeMarco	Bleday	Martin
Mar 04	vs. #24 Houston	Scott	Martin	Paul	Gonzalez	Kaiser	Grisanti	DeMarco	Bleday	Fellows
Mar 07	at Long Beach St.	Clarke	Infante	Paul	Gonzalez	Kaiser	Grisanti	DeMarco	Bleday	Scott
Mar 09	at #11 UCLA	Clarke	Infante	Paul	Gonzalez	Kaiser	Jones	DeMarco	Bleday	Grisanti
Mar 11	vs. #8 TCU	Scott	Infante	Paul	Gonzalez	Kaiser	Grisanti	DeMarco	Bleday	Martin
Mar 14	EASTERN KY.	Duvall	Infante	Paul	Gonzalez	Kaiser	Grisanti	DeMarco	Bleday	Martin
Mar 16	at #19 Mississippi St.	Clarke	Infante	Paul	Gonzalez	Kaiser	Grisanti	DeMarco	Bleday	Martin
Mar 17	at #19 Mississippi St.	Clarke	Infante	Paul	Gonzalez	Kaiser	Grisanti	DeMarco	Bleday	Martin
Mar 18	at #19 Mississippi St.	Scott	Infante	Paul	Gonzalez	Kaiser	Martin	DeMarco	Bleday	Fellows
Mar 21	vs. Belmont	Clarke	Infante	Paul	Gonzalez	Kaiser	Martin	DeMarco	Ray	Hickman
Mar 23	#19 LSU	Scott	Infante	Paul	Martin	Kaiser	Jones	DeMarco	Bleday	Clarke
Mar 24	#19 LSU	Clarke	Infante	Paul	Martin	Kaiser	Jones	DeMarco	Bleday	Fellows
Mar 25	#19 LSU	Scott	Infante	Paul	Martin	Kaiser	Jones	DeMarco	Bleday	Clarke
Mar 27	vs. Lipscomb	Scott	Infante	Paul	Martin	Kaiser	Jones	DeMarco	Bleday	Raby
Mar 30	at #2 Florida	Scott	Infante	Paul	Martin	Kaiser	Grisanti	Jones	DeMarco	Clarke
Mar 31	at #2 Florida	Clarke	Infante	Paul	Gonzalez	Kaiser	Martin	Jones	DeMarco	Scott
Apr 01	at #2 Florida	Scott	Infante	Paul	Gonzalez	Kaiser	Martin	Jones	DeMarco	Clarke
Apr 03	at MTSU	Duvall	Infante	Paul	Gonzalez	Kaiser	Martin	Jones	DeMarco	Clarke
Apr 05	#16 GEORGIA	Scott	Infante	Paul	Martin	Kaiser	Davis	Jones	DeMarco	Clarke
Apr 06	#16 GEORGIA	Scott	Martin	Paul	Gonzalez	Kaiser	Ray	Jones	DeMarco	Clarke
Apr 07	#16 GEORGIA	Scott	Martin	Paul	Ray	Kaiser	Davis	Jones	DeMarco	Clarke
Apr 10	WKU	Duvall	Martin	Paul	Ray	Kaiser	Scott	Jones	DeMarco	Clarke
Apr 13	#5 OLE MISS	Scott	Infante	Paul	Ray	Kaiser	Martin	Jones	DeMarco	Raby
Apr 15	#5 OLE MISS	Scott	Infante	Paul	Martin	Ray	Davis	Jones	DeMarco	Clarke
Apr 15	#5 OLE MISS	Duvall	Infante	Paul	Martin	Kaiser	Scott	Jones	DeMarco	Clarke
Apr 17	EVANSVILLE	Duvall	Infante	Paul	Gonzalez	Kaiser	Scott	Martin	DeMarco	Clarke
Apr 19	at Missouri	Scott	Martin	Paul	Gonzalez	Kaiser	Ray	Jones	DeMarco	Clarke
Apr 20	at Missouri	Duvall	Martin	Paul	Gonzalez	Kaiser	Scott	Jones	DeMarco	Clarke
Apr 21	at Missouri	Duvall	Infante	Paul	Ray	Kaiser	Scott	Martin	DeMarco	Clarke
Apr 27	SOUTH CAROLINA	Duvall	Infante	Paul	Ray	Kaiser	Scott	Martin	DeMarco	Clarke
Apr 28	SOUTH CAROLINA	Duvall	Infante	Paul	Ray	Kaiser	Martin	Jones	DeMarco	Clarke
Apr 29	SOUTH CAROLINA	Clarke	Infante	Paul	Ray	Kaiser	Martin	Jones	DeMarco	Duvall
May 01	LOUISVILLE	Duvall	Infante	Paul	Ray	Kaiser	Martin	Jones	DeMarco	Clarke
May 04	at Auburn	Duvall	Infante	Paul	Martin	Kaiser	Scott	Jones	DeMarco	Clarke
May 05	at Auburn	Duvall	Infante	Paul	Blaylock	Martin	Scott	Ray	DeMarco	Clarke
May 06	at Auburn	Scott	Infante	Paul	Blaylock	Gonzalez	Martin	Ray	DeMarco	Clarke

## STARTERS BREAKDOWN

(Win-Loss record in parenthesis)

## PITCHER:

Drake Fellows	12	(5-7)
Mason Hickman	10	(7-3)
Jake Eder	9	(3-6)
Patrick Raby	9	(4-5)
Chandler Day	3	(3-0)
Zach King	2	(1-1)
Jackson Gillis	1	(1-0)
Maddux Conger	1	(1-0)
Hugh Fisher	1	(1-0)

## CATCHER:

Stephen Scott	22	(14-8)
Philip Clarke	13	(6-7)
Ty Duvall	12	(5-7)

## FIRST BASE:

Julian Infante	38	(18-20)
Austin Martin	9	(7-2)

## SECOND BASE:

Ethan Paul	47	(25-22)
------------	----	---------

## THIRD BASE:

Jayson Gonzalez	28	(17-11)
Austin Martin	9	(4-5)
Harrison Ray	8	(4-4)
Garrett Blaylock	2	(0-2)

## SHORTSTOP:

Connor Kaiser	45	(25-20)
Austin Martin	1	(0-1)
Jayson Gonzalez	1	(0-1)

## LEFT FIELD:

Alonzo Jones	13	(9-4)
Austin Martin	12	(4-8)
Walker Grisanti	9	(5-4)
Stephen Scott	8	(4-4)
Cooper Davis	3	(2-1)
Harrison Ray	2	(1-1)

## CENTER FIELD:

Pat DeMarco	22	(14-8)
Alonzo Jones	20	(9-11)
Austin Martin	3	(2-1)
Harrison Ray	2	(0-2)

## RIGHT FIELD:

Pat DeMarco	25	(11-14)
JJ Bleday	20	(13-7)
Harrison Ray	2	(1-1)

## DESIGNATED HITTER:

Philip Clarke	21	(10-11)
Austin Martin	9	(6-3)
Drake Fellows	5	(4-1)
Chandler Day	2	(1-1)
Zach King	2	(2-0)
Stephen Scott	2	(0-2)
Patrick Raby	2	(0-2)
Walker Grisanti	1	(1-0)
Tyler Brown	1	(1-0)
Mason Hickman	1	(0-1)
Ty Duvall	1	(0-1)

## STARTERS BREAKDOWN

(Win-Loss record in parenthesis)

## LEADOFF:

Austin Martin	37	(18-19)
Walker Grisanti	7	(5-2)
Pat DeMarco	2	(1-1)
Philip Clarke	1	(1-0)

## 2ND SPOT:

Connor Kaiser	18	(10-8)
Ethan Paul	9	(3-6)
Alonzo Jones	6	(5-1)
Austin Martin	5	(4-1)
Stephen Scott	4	(2-2)
Philip Clarke	4	(1-3)
Ty Duvall	1	(0-1)

## 3RD SPOT:

Ethan Paul	19	(13-6)
Pat DeMarco	15	(7-8)
Philip Clarke	11	(4-7)
JJ Bleday	1	(1-0)
Stephen Scott	1	(0-1)

## CLEANUP:

Pat DeMarco	26	(16-10)
JJ Bleday	9	(6-3)
Julian Infante	5	(1-4)
Philip Clarke	2	(1-1)
Ethan Paul	2	(0-2)
Mason Hickman	1	(0-1)
Jayson Gonzalez	1	(1-0)
Ty Duvall	1	(0-1)

## 5TH SPOT:

Connor Kaiser	10	(6-4)
Philip Clarke	9	(6-3)
Stephen Scott	6	(3-3)
Ethan Paul	6	(2-4)
Ty Duvall	4	(1-3)
JJ Bleday	3	(1-2)
Jayson Gonzalez	2	(1-1)
Zach King	2	(2-0)
Chandler Day	1	(1-0)
Drake Fellows	1	(1-0)
Julian Infante	1	(1-0)
Patrick Raby	1	(0-1)
Harrison Ray	1	(0-1)

## 6TH SPOT:

Connor Kaiser	13	(7-6)
Jayson Gonzalez	10	(5-5)
Ethan Paul	7	(4-3)
Pat DeMarco	4	(1-3)
Stephen Scott	4	(2-2)
Julian Infante	3	(3-0)
Philip Clarke	3	(2-1)
Drake Fellows	1	(1-0)
Patrick Raby	1	(0-1)
Harrison Ray	1	(0-1)

## 7TH SPOT:

Stephen Scott	12	(6-6)
Jayson Gonzalez	8	(6-2)
JJ Bleday	7	(5-2)
Ethan Paul	3	(2-1)
Philip Clarke	3	(0-3)
Alonzo Jones	3	(1-2)
Julian Infante	3	(1-2)
Drake Fellows	2	(2-0)
Connor Kaiser	2	(1-1)
Harrison Ray	2	(1-1)
Ty Duvall	1	(0-1)
Walker Grisanti	1	(0-1)

## 8TH SPOT:

Julian Infante	8	(3-5)
Jayson Gonzalez	7	(4-3)
Alonzo Jones	7	(2-5)
Harrison Ray	7	(4-3)
Stephen Scott	4	(4-0)
Ty Duvall	4	(3-1)
Connor Kaiser	2	(1-1)
Garrett Blaylock	2	(0-2)
Philip Clarke	1	(1-0)
Cooper Davis	1	(0-1)
Walker Grisanti	1	(1-0)
Ethan Paul	1	(1-0)
Drake Fellows	1	(0-1)
Tyler Brown	1	(1-0)

## 9TH SPOT:

Julian Infante	18	(9-9)
Alonzo Jones	17	(10-7)
Harrison Ray	3	(1-2)
Cooper Davis	2	(2-0)
Ty Duvall	2	(1-1)
Chandler Day	1	(0-1)
Jayson Gonzalez	1	(0-1)
Austin Martin	1	(1-0)
Walker Grisanti	1	(0-1)
Stephen Scott	1	(1-0)

## GAME-BY-GAME BATTING ORDER

Date	Opponent	1	2	3	4	5	6	7	8	9
Feb 16	#25 DUKE	DeMarco	Kaiser	Paul	Infante	King	Gonzalez	Bleday	Jones	Scott
Feb 17	#25 DUKE	DeMarco	Kaiser	Paul	Infante	Clarke	Gonzalez	Bleday	Jones	Day
Feb 18	#25 DUKE	Martin	Kaiser	Paul	DeMarco	Scott	Infante	Fellows	Gonzalez	Jones
Feb 20	PRESBYTERIAN	Martin	Kaiser	Paul	DeMarco	Infante	Scott	Gonzalez	Ray	Jones
Feb 21	PRESBYTERIAN	Martin	Kaiser	Paul	DeMarco	Clarke	Infante	Bleday	Gonzalez	Jones
Feb 23	UMASS-LOWELL	Martin	Kaiser	Paul	DeMarco	King	Infante	Scott	Gonzalez	Jones
Feb 24	UMASS-LOWELL	Martin	Kaiser	Paul	DeMarco	Clarke	Gonzalez	Bleday	Infante	Jones
Feb 25	UMASS-LOWELL	Martin	Kaiser	Paul	DeMarco	Fellows	Gonzalez	Bleday	Scott	Jones
Feb 27	AUSTIN PEAY	Martin	Kaiser	Paul	DeMarco	Day	Gonzalez	Scott	Grisanti	Jones
Feb 28	INDIANA STATE	Martin	Kaiser	Paul	DeMarco	Clarke	Gonzalez	Bleday	T. Brown	Jones
Mar 02	vs. Sam Houston St.	Martin	Kaiser	Paul	DeMarco	Bleday	Gonzalez	Scott	Infante	Jones
Mar 03	vs. Louisiana	Martin	Kaiser	Paul	DeMarco	Clarke	Gonzalez	Bleday	Infante	Grisanti
Mar 04	vs. #24 Houston	Grisanti	Scott	Paul	DeMarco	Bleday	Kaiser	Fellows	Gonzalez	Martin
Mar 07	at Long Beach St.	Grisanti	Scott	DeMarco	Paul	Bleday	Kaiser	Clarke	Gonzalez	Infante
Mar 09	at #11 UCLA	Grisanti	Paul	DeMarco	Bleday	Kaiser	Clarke	Gonzalez	Infante	Jones
Mar 11	vs. #8 TCU	Grisanti	Martin	DeMarco	Bleday	Gonzalez	Paul	Kaiser	Scott	Infante
Mar 14	EASTERN KY.	Grisanti	Martin	DeMarco	Bleday	Gonzalez	Paul	Kaiser	Duvall	Infante
Mar 16	at #19 Mississippi St.	Grisanti	Martin	DeMarco	Bleday	Kaiser	Paul	Gonzalez	Clarke	Infante
Mar 17	at #19 Mississippi St.	Grisanti	Martin	DeMarco	Bleday	Kaiser	Clarke	Gonzalez	Paul	Infante
Mar 18	at #19 Mississippi St.	Martin	Paul	DeMarco	Bleday	Kaiser	Fellows	Gonzalez	Scott	Infante
Mar 21	vs. Belmont	Martin	Paul	DeMarco	Hickman	Kaiser	Clarke	Gonzalez	Infante	Ray
Mar 23	#19 LSU	Martin	Clarke	DeMarco	Bleday	Kaiser	Paul	Infante	Scott	Jones
Mar 24	#19 LSU	Martin	Clarke	DeMarco	Bleday	Kaiser	Paul	Infante	Fellows	Jones
Mar 25	#19 LSU	Clarke	Martin	Bleday	DeMarco	Paul	Kaiser	Scott	Jones	Infante
Mar 27	vs. Lipscomb	Martin	Paul	DeMarco	Bleday	Kaiser	Raby	Scott	Jones	Infante
Mar 30	at #2 Florida	Martin	Scott	DeMarco	Clarke	Kaiser	Paul	Grisanti	Infante	Jones
Mar 31	at #2 Florida	Martin	Kaiser	Paul	Infante	Scott	DeMarco	Clarke	Gonzalez	Jones
Apr 01	at #2 Florida	Martin	Paul	Clarke	Infante	Scott	DeMarco	Jones	Kaiser	Gonzalez
Apr 03	at MTSU	Martin	Kaiser	Clarke	Infante	Paul	DeMarco	Duvall	Gonzalez	Jones
Apr 05	#16 GEORGIA	Martin	Jones	Clarke	DeMarco	Paul	Kaiser	Scott	Davis	Infante
Apr 06	#16 GEORGIA	Martin	Jones	Clarke	Gonzalez	Paul	DeMarco	Scott	Kaiser	Ray
Apr 07	#16 GEORGIA	Martin	Jones	Clarke	DeMarco	Scott	Kaiser	Paul	Ray	Davis
Apr 10	WKU	Martin	Jones	Clarke	DeMarco	Scott	Kaiser	Paul	Ray	Duvall
Apr 13	#5 OLE MISS	Martin	Kaiser	Scott	DeMarco	Raby	Ray	Paul	Jones	Infante
Apr 15	#5 OLE MISS	Martin	Jones	Paul	DeMarco	Clarke	Kaiser	Scott	Infante	Davis
Apr 15	#5 OLE MISS	Martin	Jones	Paul	DeMarco	Clarke	Kaiser	Scott	Duvall	Infante
Apr 17	EVANSVILLE	Martin	Kaiser	Paul	DeMarco	Clarke	Scott	Gonzalez	Duvall	Infante
Apr 19	at Missouri	Martin	Kaiser	Paul	DeMarco	Clarke	Gonzalez	Scott	Jones	Ray
Apr 20	at Missouri	Martin	Kaiser	Paul	DeMarco	Scott	Gonzalez	Clarke	Jones	Duvall
Apr 21	at Missouri	Martin	Scott	DeMarco	Clarke	Kaiser	Paul	Ray	Duvall	Infante
Apr 27	SOUTH CAROLINA	Martin	Paul	Clarke	DeMarco	Duvall	Kaiser	Scott	Ray	Infante
Apr 28	SOUTH CAROLINA	Martin	Paul	Clarke	DeMarco	Duvall	Kaiser	Jones	Ray	Infante
Apr 29	SOUTH CAROLINA	Martin	Paul	Clarke	DeMarco	Duvall	Kaiser	Jones	Ray	Infante
May 01	LOUISVILLE	Martin	Paul	Clarke	DeMarco	Duvall	Kaiser	Infante	Ray	Jones
May 04	at Auburn	Martin	Duvall	Clarke	DeMarco	Paul	Kaiser	Scott	Infante	Jones
May 05	at Auburn	Martin	Clarke	DeMarco	Duvall	Paul	Scott	Ray	Blaylock	Infante
May 06	at Auburn	Martin	Clarke	DeMarco	Paul	Ray	Scott	Gonzalez	Blaylock	Infante

## VANDERBILT HOME RUNS

No.	Player	Game #	Date	Opponent	Pitcher	Runs	Inn	Outs	Count	Final
1.	Scott	2	Feb. 17	#25 Duke	Stinson, G	1	7	2	0-2	L, 5-4
2.	Martin	3	Feb. 18	#25 Duke	Stallings, M *	1	1	0	1-1	W, 9-1
3.	Paul	4	Feb. 20	Presbyterian	PARADIS, A.	1	1	2	2-1	W, 7-1
4.	Clarke	5	Feb. 21	Presbyterian	McLAUGHLIN	3	1	2	0-0	W, 15-2
5.	Bleday	6	Feb. 23	UMass-Lowell	Hoar III	1	7	2	1-0	W, 15-0
6.	Gonzalez	7	Feb. 24	UMass-Lowell	Riley	3	5	1	3-2	W, 15-2
7.	Paul	7	Feb. 24	UMass-Lowell	Constant	4	5	2	3-2	W, 15-2
8.	Gonzalez	7	Feb. 24	UMass-Lowell	Hoar III	2	8	0	2-2	W, 15-2
9.	Scott	8	Feb. 25	UMass-Lowell	Rand	3	6	1	1-2	W, 9-2
10.	Paul	9	Feb. 27	AUSTIN PEAY	Gollert	2	3	1	0-0	W, 19-6
11.	Grisanti	9	Feb. 27	AUSTIN PEAY	Rye	3	4	2	3-2	W, 19-6
12.	Bleday	9	Feb. 27	AUSTIN PEAY	Wilson	1	8	0	1-0	W, 19-6
13.	DeMarco	10	Feb. 28	INDIANA STATE	Ward	1	6	0	2-2	W, 8-5
14.	Jones	10	Feb. 28	INDIANA STATE	Ridgway	3	6	2	0-1	W, 8-5
15.	Bleday	13	Mar. 4	vs. #24 Houston	Randel	2	1	1	3-2	W, 9-4
16.	Gonzalez	14	Mar. 7	at Long Beach	S. Sanchez	1	5	0	0-1	L, 4-3
17.	Paul	15	Mar. 9	at #11 UCLA	Bird	2	2	2	2-1	W, 6-3
18.	Infante	22	Mar. 23	#19 LSU	Z. Hess	2	2	1	1-1	W, 4-2
19.	DeMarco	22	Mar. 23	#19 LSU	Z. Hess	2	3	1	1-2	W, 4-2
20.	Clarke	26	Mar. 30	at #2 Florida	Singer	1	7	0	1-0	L, 8-4
21.	Scott	26	Mar. 30	at #2 Florida	Mace	3	8	1	3-1	L, 8-4
22.	Duvall	27	Mar. 31	at #2 Florida	McMullen	1	9	0	1-1	L, 10-2
23.	Paul	28	Apr. 1	at #2 Florida	Dyson	2	3	2	3-2	L, 8-2
24.	Gonzalez	29	Apr. 3	at MTSU	Blair	3	4	1	0-1	L, 4-3
25.	DeMarco	31	Apr. 6	#16 UGA	R. Webb	1	2	0	1-2	W, 5-3
26.	Scott	32	Apr. 7	#16 UGA	Kristofak	3	7	1	1-2	W, 8-3
27.	DeMarco	33	Apr. 10	WKU	M. Martin	1	6	0	0-2	W, 3-2
28.	Kaiser	33	Apr. 10	WKU	M. Martin	2	6	0	0-0	W, 3-2
29.	Paul	35	Apr. 15	#5 OLE MISS	D. Woolfolk	1	8	0	3-2	W, 8-7
30.	DeMarco	36	Apr. 15	#5 OLE MISS	J. McArthur	1	4	0	3-1	W, 8-7
31.	Scott	36	Apr. 15	#5 OLE MISS	J. McArthur	2	4	1	0-0	W, 8-7
32.	Paul	37	Apr. 17	EVANSVILLE	Ruesch	2	3	2	0-2	W, 6-1
33.	Paul	37	Apr. 17	EVANSVILLE	Brady	1	8	0	1-0	W, 6-1
34.	DeMarco	41	Apr. 27	S. CAROLINA	L. Chapman	2	1	2	1-0	L, 8-7
35.	Duvall	41	Apr. 27	S. CAROLINA	L. Chapman	1	1	2	0-0	L, 8-7
36.	Jones	42	Apr. 28	S. CAROLINA	R. Chapman	2	5	2	3-2	W, 8-1
37.	Scott	44	May 1	LOUISVILLE	Conway	2	9	0	2-1	L, 8-4
38.	Clarke	45	May 4	at Auburn	Mize	1	7	0	0-0	L, 4-1
39.	Duvall	46	May 5	at Auburn	Burns	1	2	0	0-1	L, 11-5

\* - leadoff home run

## HOME RUN TRACKER

Player	Career HR	Last HR	Opponent	Runs	Inn	Outs	Count	Final
Bleday	5	March 4, 2018	vs. #24 Houston	2	1	1	3-2	W, 9-4
Clarke	3	May 4, 2018	at Auburn	1	7	0	0-0	L, 4-1
DeMarco	6	April 27, 2018	vs. South Carolina	2	1	2	1-0	L, 8-7
Duvall	3	May 5, 2018	at Auburn	1	2	0	0-1	
Gonzalez	4	April 3, 2018	at MTSU	3	4	1	0-1	L, 4-3
Grisanti	2	Feb. 27, 2018	vs. Austin Peay	3	4	2	3-2	W, 19-6
Infante	18	March 23, 2018	vs. #19 LSU	2	2	1	1-1	W, 4-2
Jones	3	April 28, 2018	vs. South Carolina	2	5	2	3-2	W, 8-1
Kaiser	2	April 10, 2017	vs. WKU	2	6	0	0-0	W, 3-2
Martin	1	Feb. 18, 2018	vs. #25 Duke	1	1	0	1-1	W, 9-1
Paul	17	April 17, 2018	vs. Evansville	1	8	0	1-0	W, 6-1
Ray	1	Feb. 28, 2017	vs. Southeastern La.	2	6	0	0-0	W, 9-6
Scott	9	May 1, 2018	vs. Louisville	2	9	0	2-1	L, 8-4

## HOME RUN BREAKDOWN

at Home	29
on the Road	9
at Neutral Site	1
vs. RHP	29
vs. LHP	10
vs. SEC Teams	16
vs. Non-Conference Teams	23
with 0 outs	16
with 1 out	10
with 2 outs	13
Solo HR	17
2-run HR	13
3-run HR	8
Grand Slam	1
Inside-the-Park HR	0
February	14
March	7
April	14
May	3
June	0
in 1st inning	6
in 2nd inning	4
in 3rd inning	4
in 4th inning	4
in 5th inning	4
in 6th inning	5
in 7th inning	5
in 8th inning	5
in 9th inning	2
in extra innings	0
Leadoff hitter	1
2-hole	3
3-hole	7
Cleanup	7
5-hole	4
6-hole	4
7-hole	5
8-hole	4
9-hole	1
Pinch hitter	3
to Left Field	10
to Left Center	4
to Centerfield	4
to Right Center	5
to Right Field	16
Day Games	23
Night Games	16
Starters	19
Relievers	20
To tie the game	3
To put Vanderbilt ahead	13
Walkoff HR	0
To lead off a game	1
To lead off an inning	13
Record with HR	18-10
Record without HR	7-12



## VANDERBILT RECORD WHEN...

	2018
Total	25-22
Conference	11-13
Non-Conf	14-9
Home	18-8
Away	5-10
Neutral	2-4
Day	19-8
Night	6-14
vs Left	11-4
vs Right	14-18
1-Run games	5-9
2-Run games	2-1
5+Run games	14-5
Extra inns	1-1
Shutouts	3-1
Scoring 0-2 runs	1-10
Scoring 3-5 runs	5-9
Scoring 6-9 runs	14-3
Scoring 10+ runs	5-0
Opponent 0-2 runs	15-1
Opponent 3-5 runs	7-8
Opponent 6-9 runs	3-8
Opponent 10+ runs	0-5
Scored in 1st inning	9-2
Scores first	13-8
Opp. scores first	12-14
After 6 leading	25-4
After 6 trailing	0-17
After 6 tied	0-1
After 7 leading	22-3
After 7 trailing	0-16
After 7 tied	0-2
After 8 leading	22-1
After 8 trailing	0-19
After 8 tied	0-1
Hit 0 home runs	7-12
Hit 1 home run	11-8
Hit 2+ home runs	7-2
Opponent 0 home runs	16-8
Opponent 1 home run	8-8
Opponent 2+ HRs	1-6
Made 0 errors	16-10
Made 1 error	7-7
Made 2+ errors	2-5
Opp. made 0 errors	6-10
Opp. made 1 error	12-10
Opp. made 2+ errors	7-2
Out-hit opponent	17-5
Out-hit by opponent	5-14
Hits are tied	3-3

## MISCELLANEOUS STATS

HITTING	Longest	Current
Austin Martin	13	-
JJ Bleday	8	-
Pat DeMarco	8	-
Ethan Paul	8	-
Stephen Scott	7	2
Connor Kaiser	7	-
Philip Clarke	6	-
Ty Duvall	6	1
Jayson Gonzalez	5	-
Alonzo Jones	5	4
Julian Infante	5	-
Harrison Ray	5	-
Walker Grisanti	4	-
Garrett Blaylock	2	2
Cooper Davis	1	-

REACHED BASE	Longest	Current
Connor Kaiser	26	-
Austin Martin	16	-
Walker Grisanti	13	1
JJ Bleday	13	13
Ethan Paul	13	-
Stephen Scott	11	2
Pat DeMarco	10	-
Philip Clarke	9	-
Ty Duvall	8	1
Jayson Gonzalez	6	-
Alonzo Jones	6	4
Harrison Ray	5	-
Julian Infante	5	-
Tyler Solomon	2	2
Cooper Davis	2	-
Garrett Blaylock	2	2

## GAME SUMMARY

## Record when team scores:

Runs	0	1	2	3	4	5	6	7	8	9	10+
W-L	0-2	1-4	0-4	1-3	2-3	2-3	3-1	2-1	5-0	4-1	5-0

## Record when opponent scores:

Runs	0	1	2	3	4	5	6	7	8	9	10+
W-L	3-0	6-0	6-1	4-3	2-3	1-2	1-2	2-1	0-5	0-0	0-5

## Record when leading after:

Inn.	1	2	3	4	5	6	7	8
W-L	9-2	10-4	15-5	18-6	21-5	25-4	22-3	22-1

## Record when trailing after:

Runs	1	2	3	4	5	6	7	8
W-L	6-8	3-10	2-12	3-13	2-14	0-17	0-16	0-19

## Record when tied after:

Runs	1	2	3	4	5	6	7	8
W-L	10-12	12-8	8-5	4-3	2-3	0-1	0-2	0-1

## General summary:

Current losing streak	5
Longest winning streak	8
Longest losing streak	6

Home attendance	73629 (26 dates avg = 2831)
Away attendance	70063 (21 dates avg = 3336)
Total attendance	143692 (47 dates avg = 3057)

## INNING-BY-INNING SUMMARY

	1	2	3	4	5	6	7	8	9	EX	Total
Vanderbilt	22	29	23	32	43	43	32	37	12	1	274
Opponents	26	20	15	12	41	20	39	25	11	2	211

MULTI-HIT GAMES	2	3	4	5+	Tot
Pat DeMarco	13	4	-	-	17
Austin Martin	7	5	1	-	13
Connor Kaiser	11	-	-	-	11
Philip Clarke	9	2	-	-	11
JJ Bleday	8	1	-	-	9
Ethan Paul	5	3	1	-	9
Stephen Scott	4	1	-	-	5
Julian Infante	5	-	-	-	5
Alonzo Jones	3	1	-	-	4
Jayson Gonzalez	2	-	2	-	4
Harrison Ray	3	-	-	-	3
Ty Duvall	1	-	-	-	1
TEAM	71	17	4	0	92

MULTI-RBI GAMES	2	3	4	5+	Tot
Connor Kaiser	8	1	-	-	9
Ethan Paul	3	4	1	1	9
Pat DeMarco	7	-	1	-	8
Philip Clarke	2	4	-	-	6
Jayson Gonzalez	1	3	1	1	6
Stephen Scott	2	1	2	-	5
Julian Infante	3	-	-	-	3
Alonzo Jones	1	1	-	-	2
Ty Duvall	1	-	1	-	2
Walker Grisanti	-	1	-	-	1
Garrett Blaylock	1	-	-	-	1
JJ Bleday	1	-	-	-	1
Harrison Ray	-	-	1	-	1
TEAM	30	15	7	2	54

## VU ALL-TIME VS. OPPONENTS

Auburn	61-95-1
Austin Peay	54-20-2
Belmont	56-14-0
Duke	2-1-0
Eastern Kentucky	0-2-0
Evansville	34-18-0
Florida	73-137-0
Georgia	115-121-0
Houston	1-2-0
Indiana State	5-3-0
Kentucky	121-125-3
Lipscomb	51-12-0
Long Beach State	5-2-0
Louisiana	0-1-0
Louisville	22-10-0
LSU	44-59-0
Middle Tennessee	97-44-0
Mississippi State	47-69-2
Missouri	17-3-0
Ole Miss	56-57-2
Presbyterian	3-0-0
Sam Houston State	0-1-0
South Carolina	33-58-0
TCU	3-1-0
Tennessee	162-161-3
Tennessee Tech	43-22-0
UCLA	2-1-0
USC	3-1-0
UMass-Lowell	3-0-0
Western Kentucky	42-19-0

## CORBIN VS. 2018 OPPONENTS

Auburn	25-11-0
Austin Peay	16-2-0
Belmont	20-6-0
Duke	2-1-0
Eastern Kentucky	0-1-0
Evansville	7-2-0
Florida	23-35-0
Georgia	36-16-0
Houston	1-0-0
Indiana State	4-1-0
Kentucky	28-16-0
Lipscomb	19-4-0
Long Beach State	5-2-0
Louisiana	0-1-0
Louisville	11-8-0
LSU	21-15-0
Middle Tennessee	24-10-0
Mississippi State	26-10-0
Missouri	17-3-0
Ole Miss	21-22-0
Presbyterian	2-0-0
Sam Houston State	0-1-0
South Carolina	28-29-0
TCU	3-1-0
Tennessee	30-17-0
Tennessee Tech	9-20
UCLA	2-1-0
USC	2-1-0
UMass-Lowell	3-0-0
Western Kentucky	13-5-0

## CORBIN RECORD BY VENUE

Home	416-136-1
Away	176-152-0
Neutral	78-48-0

## SERIES-BY-SERIES BATTING

	AVG.	GP	AB	R	H	2B	3B	HR	RBI	TB	SLG%	BB	HP	SO	GDP	OB%	SF	SH	SB-ATT
#25 DUKE	.339	3	109	22	37	6	0	2	19	49	.450	10	3	20	2	.407	1	1	5-5
PRESBYTERIAN	.315	2	73	22	23	7	1	2	16	38	.521	14	2	9	1	.438	0	0	8-9
UMASS-LOWELL	.370	3	108	39	40	8	1	5	36	65	.602	29	5	29	2	.517	1	1	12-12
at Mississippi State	.296	3	108	19	32	8	1	0	12	42	.389	13	3	34	4	.387	0	4	4-6
LSU	.209	3	86	7	18	3	0	2	6	27	.314	7	2	26	0	.284	0	1	7-7
at Florida	.163	3	98	8	16	2	0	4	8	30	.306	6	3	36	0	.234	0	2	2-2
GEORGIA	.286	3	98	15	28	7	0	2	15	41	.418	13	3	26	0	.383	1	1	10-12
OLE MISS	.272	3	81	19	22	4	2	3	16	39	.481	9	4	28	0	.368	1	2	5-8
at Missouri	.245	3	102	8	25	3	1	0	8	30	.294	9	1	35	1	.310	1	1	6-7
SOUTH CAROLINA	.267	3	101	24	27	6	3	3	22	48	.475	12	4	22	0	.368	0	1	9-11
at Auburn	.156	3	90	6	14	3	0	2	6	23	.256	5	0	33	1	.196	2	0	1-2
at Tennessee																			
KENTUCKY																			

## SERIES-BY-SERIES PITCHING

	ERA	W-L	GS	CG	SV	IP	H	R	ER	BB	SO	2B	3B	HR	B/AVG.
#25 DUKE	2.33	2-1	3	0	0	27.0	18	7	7	10	35	4	0	1	.194
PRESBYTERIAN	1.00	2-0	2	0	0	18.0	11	3	2	3	16	2	0	0	.177
UMASS-LOWELL	1.33	3-0	3	0	0	27.0	19	4	4	4	36	2	0	0	.198
at Mississippi State	1.33	3-0	3	0	2	27.0	19	4	4	12	34	2	0	1	.194
LSU	2.88	2-1	3	1	1	25.0	21	8	8	11	22	1	2	1	.244
at Florida	9.38	0-3	3	0	0	24.0	30	26	25	20	24	8	0	5	.309
GEORGIA	2.67	2-1	3	0	1	27.0	25	9	8	8	31	3	1	0	.245
OLE MISS	9.38	2-1	3	0	1	24.0	32	25	25	12	20	6	1	3	.333
at Missouri	1.08	1-2	3	0	0	25.0	14	7	3	6	25	2	0	0	.163
SOUTH CAROLINA	5.67	1-2	3	0	0	27.0	32	19	17	9	28	7	0	4	.288
at Auburn	10.50	0-3	3	0	0	24.0	32	29	28	18	18	2	0	6	.330
at Tennessee															
KENTUCKY															

## MONTH-BY-MONTH BATTING

	AVG.	GP	AB	R	H	2B	3B	HR	RBI	TB	SLG%	BB	HP	SO	GDP	OB%	SF	SH	SB-ATT
February	.352	10	364	110	128	29	2	14	96	203	.558	65	11	78	5	.460	3	2	30-32
March	.221	17	556	74	123	20	2	8	60	171	.308	78	18	170	10	.335	2	7	22-28
April	.252	16	496	80	125	24	6	14	75	203	.409	56	20	142	1	.350	3	8	31-42
May	.165	4	121	10	20	4	0	3	10	33	.273	11	1	43	2	.237	2	0	2-3
June																			

## MONTH-BY-MONTH PITCHING

	ERA	W-L	GS	CG	SV	IP	H	R	ER	BB	SO	2B	3B	HR	B/AVG.
February	2.00	9-1	10	0	0	90.0	59	25	20	27	103	11	0	5	.186
March	4.31	8-9	17	1	5	146.1	134	74	70	72	167	24	4	13	.249
April	4.37	8-8	16	0	3	136.0	129	75	66	57	138	22	2	11	.251
May	9.82	0-4	4	0	0	33.0	43	37	36	25	26	6	1	6	.331
June															

## HOME-AWAY-NEUTRAL BATTING

	AVG.	GP	AB	R	H	2B	3B	HR	RBI	TB	SLG%	BB	HP	SO	GDP	OB%	SF	SH	SB-ATT
Home	.293	26	857	193	251	52	8	29	173	406	.474	126	32	214	7	.401	5	8	63-73
Away	.219	15	483	53	106	19	2	9	46	156	.323	49	9	158	8	.301	4	9	13-21
Neutral	.198	6	197	28	39	6	0	1	22	48	.244	35	9	61	3	.343	1	0	9-11

## HOME-AWAY-NEUTRAL PITCHING

	ERA	W-L	GS	CG	SV	IP	H	R	ER	BB	SO	2B	3B	HR	B/AVG.
Home	3.62	18-8	26	1	4	229.0	194	103	92	89	243	34	5	13	.232
Away	5.15	5-10	15	0	3	124.0	117	77	71	69	129	17	0	14	.251
Neutral	4.99	2-4	6	0	1	52.1	54	31	29	23	62	12	2	8	.276

## DAY-NIGHT BATTING

	AVG.	GP	AB	R	H	2B	3B	HR	RBI	TB	SLG%	BB	HP	SO	GDP	OB%	SF	SH	SB-ATT
Day	.290	27	908	199	263	56	6	23	175	400	.441	123	28	246	10	.388	7	8	60-68
Night	.211	20	629	75	133	21	4	16	66	210	.334	87	22	187	8	.327	3	9	25-37

## DAY-NIGHT PITCHING

	ERA	W-L	GS	CG	SV	IP	H	R	ER	BB	SO	2B	3B	HR	B/AVG.
Day	4.20	19-8	27	1	4	233.1	211	119	109	91	251	37	2	26	.242
Night	4.34	6-14	20	0	4	172.0	154	92	83	90	183	26	5	9	.246



The Automated ScoreBook  
Overall Statistics for Vanderbilt (as of May 06, 2018)  
(All games Sorted by Batting avg)



Record: 25-22 Home: 18-8 Away: 5-10 Neutral: 2-4 SEC: 11-13

Player	avg	gp-gs	ab	r	h	2b	3b	hr	rbi	tb	slg%	bb	hp	so	gdp	ob%	sf	sh	sb-att	po	a	e	fld%
Austin Martin	.327	44-43	162	30	53	8	0	1	11	64	.395	22	11	31	1	.441	0	3	18-26	109	8	2	.983
Pat DeMarco	.294	47-47	180	36	53	10	1	6	29	83	.461	16	4	40	1	.365	0	0	7-10	82	5	0	1.000
Philip Clarke	.282	43-34	156	19	44	10	0	3	24	63	.404	19	3	27	3	.369	1	1	4-6	111	15	0	1.000
Connor Kaiser	.255	45-45	165	31	42	8	1	1	25	55	.333	26	3	40	1	.366	0	6	11-13	69	100	1	.994
Ethan Paul	.247	47-47	166	35	41	12	1	8	38	79	.476	22	13	51	1	.374	2	1	13-14	69	108	3	.983
Alonzo Jones	.236	37-33	110	23	26	4	3	2	9	42	.382	14	1	32	1	.328	0	3	16-16	74	2	0	1.000
Stephen Scott	.216	38-32	111	23	24	6	0	6	24	48	.432	23	6	36	1	.379	0	1	5-7	202	22	4	.982
Julian Infante	.163	39-38	129	11	21	5	1	1	15	31	.240	11	3	57	2	.240	3	1	1-1	274	16	3	.990
-----																							
JJ Bleday	.372	24-20	78	14	29	3	0	3	8	41	.526	13	1	17	2	.467	0	0	1-2	40	0	0	1.000
Garrett Blaylock	.294	13-2	17	3	5	2	0	0	5	7	.412	0	0	7	0	.294	0	0	0-0	2	8	1	.909
Ty Duvall	.271	23-13	48	10	13	2	1	3	8	26	.542	11	0	16	1	.400	1	0	1-1	121	9	1	.992
Harrison Ray	.250	32-14	56	7	14	3	2	0	11	21	.375	4	1	17	0	.306	1	0	4-4	17	21	4	.905
Jayson Gonzalez	.231	34-29	104	14	24	3	0	4	24	39	.375	8	1	41	4	.292	0	0	1-1	10	39	7	.875
Cooper Davis	.182	9-3	11	3	2	0	0	0	4	2	.182	2	0	1	0	.286	1	0	1-1	3	0	0	1.000
Walker Grisanti	.139	20-10	36	12	5	1	0	1	5	9	.250	17	3	16	0	.439	1	1	2-3	12	0	0	1.000
Kiambu Fentress	.000	8-0	5	1	0	0	0	0	1	0	.000	0	0	2	0	.000	0	0	0-0	2	0	0	1.000
Tyler Solomon	.000	5-0	3	2	0	0	0	0	0	0	.000	2	0	2	0	.400	0	0	0-0	2	0	0	1.000
Zach King	.000	2-2	0	0	0	0	0	0	0	0	.000	0	0	0	0	.000	0	0	0-0	2	4	1	.857
Chandler Day	.000	2-2	0	0	0	0	0	0	0	0	.000	0	0	0	0	.000	0	0	0-0	1	3	1	.800
Drake Fellows	.000	5-5	0	0	0	0	0	0	0	0	.000	0	0	0	0	.000	0	0	0-0	4	12	1	.941
Patrick Raby	.000	2-2	0	0	0	0	0	0	0	0	.000	0	0	0	0	.000	0	0	0-0	3	7	0	1.000
Mason Hickman	.000	1-1	0	0	0	0	0	0	0	0	.000	0	0	0	0	.000	0	0	0-0	3	3	0	1.000
Tyler Brown	.000	1-1	0	0	0	0	0	0	0	0	.000	0	0	0	0	.000	0	0	0-0	0	2	0	1.000
Totals	.258	47	1537	274	396	77	10	39	241	610	.397	210	50	433	18	.363	10	17	85-105	1216	400	30	.982
Opponents	.243	47	1499	211	365	63	7	35	191	547	.365	181	41	434	22	.337	21	22	40-55	1196	379	46	.972

LOB - Team (354), Opp (339). DPs turned - Team (28), Opp (25). CI - Team (2), Scott 1, Duvall 1. IBB - Team (4), Bleday 2, Clarke 1, Scott 1, Opp (2). Picked off - Clarke 1, Martin 1, Paul 1, Infante 1, Gonzalez 1.

(All games Sorted by Earned run avg)

Player	era	w-l	app	gs	cg	sho	sv	ip	h	r	er	bb	so	2b	3b	hr	b/avg	wp	hp	bk	sfa	sha
Patrick Raby	3.48	3-5	12	9	0	0/1	0	54.1	54	23	21	22	46	8	2	6	.263	3	4	0	1	3
Drake Fellows	3.82	4-4	12	12	0	0/2	0	70.2	57	33	30	29	80	7	1	4	.228	7	7	1	3	6
Mason Hickman	4.13	7-2	12	9	1	1/0	0	56.2	53	28	26	17	50	14	1	5	.247	4	0	2	3	1
-----																						
Erik Kaiser	0.00	0-0	2	0	0	0/0	0	2.0	1	0	0	0	3	1	0	0	.143	0	0	0	0	0
AJ Franklin	0.00	0-0	2	0	0	0/1	0	1.2	0	0	0	1	0	0	0	0	.000	0	0	0	0	0
Hugh Fisher	1.93	2-0	8	0	0	0/0	0	9.1	6	5	2	6	8	0	0	0	.194	2	2	0	0	0
Maddux Conger	2.70	1-0	7	1	0	0/0	0	13.1	12	8	4	12	14	4	0	1	.235	5	1	0	0	0
Justin Wilson	3.38	0-0	6	0	0	0/0	0	5.1	2	2	2	4	8	0	0	0	.133	1	2	0	1	1
Paxton Stover	3.72	0-0	8	0	0	0/0	0	9.2	10	4	4	2	11	1	0	0	.286	1	1	0	0	2
Zach King	4.18	0-3	15	2	0	0/1	3	32.1	29	16	15	15	33	3	0	0	.248	1	4	0	1	2
Reid Schaller	4.26	1-0	14	1	0	0/0	1	19.0	18	9	9	7	26	4	1	2	.254	2	2	0	2	1
Chandler Day	4.33	1-1	11	3	0	0/0	0	27.0	24	14	13	10	34	4	1	2	.235	5	5	0	2	1
Jackson Gillis	5.09	3-0	13	1	0	0/0	1	23.0	20	13	13	15	33	3	0	4	.233	2	5	2	2	2
Jake Eder	5.45	1-4	11	9	0	0/0	0	33.0	25	22	20	22	37	5	0	4	.210	4	1	0	2	3
Tyler Brown	5.70	1-3	14	0	0	0/0	3	23.2	26	15	15	5	30	5	0	3	.277	1	2	0	2	0
Aaron Brown	5.93	1-0	11	0	0	0/0	0	13.2	16	10	9	7	13	2	1	3	.281	0	2	0	0	0
Justin Willis	7.59	0-0	10	0	0	0/0	0	10.2	12	9	9	7	8	2	0	1	.293	3	3	1	2	0
Totals	4.26	25-22	47	47	1	3/2	8	405.1	365	211	192	181	434	63	7	35	.243	41	41	6	21	22
Opponents	5.60	22-25	47	47	2	2/2	10	398.2	396	274	248	210	433	77	10	39	.258	50	50	11	10	17

PB - Team (4), Scott 2, Clarke 2, Opp (10). Pickoffs - Team (6), King 2, Fellows 1, Clarke 1, Stover 1, Scott 1, Opp (5).

SBA/ATT - Scott (14-21), Clarke (15-17), Duvall (11-16), King (9-9), Eder (7-8), Fellows (2-7), Raby (4-6), Hickman (3-5), T. Brown (4-4), Fisher (1-4), Gillis (1-3), Conger (2-2), Stover (2-2), A. Brown (1-1), Day (1-1), Wilson (1-1), Willis (1-1), Schaller (1-1).



The Automated ScoreBook  
Conference statistics for Vanderbilt (as of May 06, 2018)  
(SEC games only Sorted by Batting avg)



Record: 11-13 Home: 7-5 Away: 4-8 SEC: 11-13

Player	avg	gp-gs	ab	r	h	2b	3b	hr	rbi	tb	slg%	bb	hp	so	gdp	ob%	sf	sh	sb-att	po	a	e	fld%
Austin Martin	.309	24-24	94	13	29	4	0	0	6	33	.351	6	5	18	1	.381	0	2	10-14	63	5	2	.971
Philip Clarke	.290	24-22	93	15	27	10	0	2	11	43	.462	5	1	15	0	.333	0	0	1-2	38	4	0	1.000
Pat DeMarco	.264	24-24	91	16	24	2	1	4	13	40	.440	7	1	28	0	.323	0	0	3-5	47	2	0	1.000
Connor Kaiser	.227	22-22	75	9	17	2	0	0	6	19	.253	9	1	18	0	.318	0	5	4-5	38	57	1	.990
Alonzo Jones	.218	19-17	55	9	12	1	2	1	5	20	.364	9	1	17	0	.338	0	2	6-6	41	1	0	1.000
Julian Infante	.203	20-20	64	6	13	4	1	1	9	22	.344	6	0	30	1	.268	1	0	1-1	139	7	2	.986
Ethan Paul	.200	24-24	80	12	16	5	1	2	8	29	.363	9	5	30	1	.316	1	1	9-9	36	54	1	.989
Stephen Scott	.167	21-19	60	9	10	2	0	3	12	21	.350	13	3	21	0	.342	0	1	3-5	104	10	4	.966
-----																							
JJ Bleday	.360	6-6	25	2	9	1	0	0	2	10	.400	1	0	7	1	.385	0	0	1-2	10	0	0	1.000
Ty Duvall	.313	13-8	32	7	10	1	1	3	8	22	.688	4	0	10	1	.378	1	0	1-1	61	5	1	.985
Harrison Ray	.237	18-10	38	4	9	2	1	0	8	13	.342	2	1	16	0	.286	1	0	4-4	13	14	2	.931
Garrett Blaylock	.222	5-2	9	0	2	1	0	0	1	3	.333	0	0	5	0	.222	0	0	0-0	1	5	1	.857
Cooper Davis	.125	5-3	8	1	1	0	0	0	2	1	.125	1	0	1	0	.200	1	0	1-1	3	0	0	1.000
Jayson Gonzalez	.097	13-9	31	2	3	1	0	0	2	4	.129	1	1	16	1	.152	0	0	0-0	4	8	2	.857
Walker Grisanti	.000	4-3	9	1	0	0	0	0	0	0	.000	1	1	8	0	.182	0	1	0-0	4	0	0	1.000
Drake Fellows	.000	2-2	0	0	0	0	0	0	0	0	.000	0	0	0	0	.000	0	0	0-0	1	12	1	.929
Patrick Raby	.000	1-1	0	0	0	0	0	0	0	0	.000	0	0	0	0	.000	0	0	0-0	3	7	0	1.000
Totals	.238	24	764	106	182	36	7	16	93	280	.366	74	20	240	6	.320	5	12	44-55	609	200	19	.977
Opponents	.265	24	773	127	205	31	4	20	117	304	.393	96	17	202	12	.354	12	9	28-35	614	203	19	.977

LOB - Team (155), Opp (173). DPs turned - Team (16), Opp (10). CI - Team (2), Scott 1, Duvall 1. IBB - Team (3), Clarke 1, Bleday 1, Scott 1, Opp (2). Picked off - Infante 1.

(SEC games only Sorted by Earned run avg)

Player	era	w-l	app	gs	cg	sho	sv	ip	h	r	er	bb	so	2b	3b	hr	b/avg	wp	hp	bk	sfa	sha
Patrick Raby	3.98	2-3	8	8	0	0/0	0	40.2	42	19	18	15	29	5	1	5	.269	2	1	0	1	2
Drake Fellows	4.47	2-4	8	8	0	0/1	0	48.1	43	27	24	22	51	5	1	2	.246	7	4	1	3	3
Mason Hickman	4.85	4-2	8	8	1	1/0	0	42.2	43	25	23	12	35	11	1	5	.259	3	0	1	2	1
-----																						
Justin Wilson	0.00	0-0	1	0	0	0/0	0	1.0	0	0	0	1	1	0	0	0	.000	0	0	0	0	0
Chandler Day	3.75	1-1	6	0	0	0/0	0	12.0	11	6	5	4	19	1	1	1	.239	2	3	0	1	0
Zach King	4.60	0-2	8	0	0	0/1	2	15.2	11	9	8	13	17	1	0	0	.200	0	1	0	1	1
Hugh Fisher	4.91	1-0	3	0	0	0/0	0	3.2	3	2	2	3	3	0	0	0	.250	2	0	0	0	0
Jackson Gillis	5.79	1-0	8	0	0	0/0	1	9.1	9	6	6	5	14	1	0	1	.243	1	2	1	1	1
Paxton Stover	5.79	0-0	3	0	0	0/0	0	4.2	6	3	3	1	4	0	0	0	.353	1	1	0	0	1
Reid Schaller	7.20	0-0	4	0	0	0/0	0	5.0	7	4	4	6	7	2	0	1	.368	1	0	0	1	0
Maddux Conger	7.71	0-0	3	0	0	0/0	0	2.1	2	2	2	2	2	1	0	0	.222	2	0	0	0	0
Tyler Brown	8.18	0-1	8	0	0	0/0	2	11.0	14	10	10	3	13	3	0	1	.318	1	2	0	2	0
Aaron Brown	17.18	0-0	4	0	0	0/0	0	3.2	7	7	7	3	3	0	0	3	.389	0	1	0	0	0
Justin Willis	18.00	0-0	4	0	0	0/0	0	2.0	4	4	4	3	3	0	0	1	.444	1	2	1	0	0
Jake Eder	18.00	0-0	2	0	0	0/0	0	1.0	3	3	2	3	1	1	0	0	.429	2	0	0	0	0
Totals	5.23	11-13	24	24	1	2/1	5	203.0	205	127	118	96	202	31	4	20	.265	25	17	4	12	9
Opponents	4.40	13-11	24	24	2	1/1	7	204.2	182	106	100	74	240	36	7	16	.238	19	20	4	5	12

PB - Team (2), Clarke 2, Opp (4). Pickoffs - Team (3), Scott 1, Stover 1, Fellows 1, Opp (1). SBA/ATT - Scott (12-16), Duvall (8-10), King (8-8), Clarke (8-8), Fellows (2-5), T. Brown (4-4), Hickman (2-4), Raby (3-3), Fisher (1-2), Gillis (1-2), Conger (2-2), Stover (2-2), Schaller (1-1), Day (1-1), A. Brown (1-1).



## THE LAST TIME VANDERBILT...

Won 10 or more consecutive games	4/20-5/16/13 (14)
Lost five or more consecutive games	4/29/18-present (5)
Scored 20 or more runs in a game	21 vs. Middle Tennessee, 4/18/17
Scored 10+ Runs in an Inning	10 (5th) vs UMass-Lowell, 2/24/18
Did Not Strikeout	vs. Tennessee-Martin, 2/23/05
Hit consecutive home runs	Pat DeMarco (2R), Ty Duvall (solo) vs. South Carolina, 4/27/18
Had a triple steal	Ethan Paul (home), Jeren Kendall (3rd), Bryan Reynolds (2nd) vs. Auburn, 5/19/16
Shut out consecutive opponents	vs. Radford (12-0), 3/9/16
	vs. Xavier (7-0), 3/11/16
Shut out the opponent	vs. LSU (1-0), 3/25/18
Was shut out by the opponent at home	vs. Kentucky (3-0), 4/17/16
Was shut out by the opponent on the road	at Auburn (14-0), 5/6/18
Was shut out in two consecutive games	vs. Kentucky (14-0) (4-0), 4/23/76
Swept a conference doubleheader	vs. Ole Miss, 4/15/18
Was swept in a conference doubleheader	vs. Tennessee, 4/25/10
Swept a conference series at home	vs. Auburn, 5/19-21/16
Was swept in a conference series at home	vs. Tennessee, 5/14-16/09
Swept a conference series (three games) on the road	at Mississippi State, 3/16-18/18
Was swept in a conference series on the road	at Auburn, 5/4-6/18
Lost a conference series at home	vs. South Carolina, 4/27-29/18
Lost a conference series on the road	at Auburn, 5/4-6/18
Threw a no hitter	at Western Kentucky (J. Lewis, N. Pilkington, J. Scott, M. Buschmann), 5/6/03
Was no-hit	at Texas A&M (Kyle Simonds, 9.0), 5/7/16
Started six true freshmen	at Auburn (A. Martin - LF, P. Clarke - DH, P. DeMarco - RF, J. Gonzalez - SS, G. Blaylock - 3B, M. Hickman - SP), 5/6/18
	vs. Austin Peay (J. Infante - 1B, E. Paul - DH, A. Jones - 2B, W. Grisanti - LF, C. Kaiser - SS, D. Everett - SP), 4/26/16

## THE LAST TIME A VANDERBILT PLAYER...

Hit two home runs in a game	Ethan Paul vs. Evansville, 4/17/18
Hit three home runs in a game	Aaron Westlake vs. Oregon State, 6/11/11
Hit a grand slam	Ethan Paul vs. UMass-Lowell, 2/24/18
Hit a walk-off home run	Jeren Kendall vs. Cal State Fullerton, 6/14/15
Hit an inside the park home run	Will Toffey vs. Belmont, 3/22/17
Hit a pinch-hit home run	Stephen Scott vs. Louisville, 5/1/18
Hit for the cycle	Clinton Johnston vs. Kentucky, 4/28/96
Had seven or more RBIs in a game	Ethan Paul (7) vs. UMass-Lowell, 2/24/18
	Dominic de la Osa (7) vs. Georgia, 4/16/06
	Karl Nonemaker (7) vs. Kentucky, 5/12/02
Had five or more hits in a game	Tony Kemp (5) at Belmont, 2/19/13
Had two hits in an Inning	Ethan Paul (8th - 1B, 2B) at Mississippi State, 3/17/18
Had 10 or more total bases in a game	Jayson Gonzalez (11) vs. UMass-Lowell, 2/24/18
Stole three or more bases in a game	Austin Martin (3) vs. Presbyterian, 2/21/18
Stole Home	Ethan Paul vs. Auburn, 5/19/16
Had a 10-game hit streak	Austin Martin (13), 4/1/18-present
Had a 15-game hit streak	Bryan Reynolds (16), 3/10-4/3/15
Had a 20-game hit streak	Xavier Turner (27), 3/4-4/22/14
Had a 25-game hit streak	Xavier Turner (27), 3/4-4/22/14
Had 10 or more strikeouts in a game	Chandler Day (10) vs. Georgia, 4/6/18
Had 15 or more strikeouts in a game	Kevin Ziomek (15) vs. Illinois-Chicago, 3/1/13
Pitched a complete game	Patrick Raby at Georgia, 4/21/17
Pitched a seven-inning complete game	Mason Hickman vs. LSU, 3/25/18
Pitched a nine-inning, complete game shutout	Kyle Wright vs. Florida, 4/14/17
Pitched a seven-inning, complete game shutout	Mason Hickman vs. LSU, 3/25/18
Pitched a combined shutout	Drake Fellows (6.0), Zach King (3.0) at Mississippi State, 3/16/18
Pitched a no-hitter	Doug Wessel vs. Belmont, 4/19/1971
Pitched a no-hitter (combined)	Jensen Lewis, Nick Pilkington, John Scott, Matt Buschmann at Western Ky., 5/6/03
Pitched a perfect game	Jensen Lewis, Nick Pilkington, John Scott, Matt Buschmann at Western Ky., 5/6/03
Recorded a win and save on the same day	Jackson Gillis vs. Ole Miss (Win - Game 1, Save - Game 2), 4/15/18

## NUMERICAL ROSTER

No.	Name	Pos.	B/T	Ht.	Wt.	Cl.	Hometown/Previous School
2	Harrison Ray	IF	R/R	5-11	190	So./1L	Longwood, Fla. (Lake Brantley HS)
3	Cooper Davis	OF	L/R	5-10	185	Fr./HS	Mississauga, Ontario (St. Aloysius Gonzaga)
5	Philip Clarke	C	L/R	5-11	190	Fr./HS	Franklin, Tenn. (Christ Presbyterian Academy)
6	Justin Wilson	RHP	R/R	6-0	180	R-So./RS	Murfreesboro, Tenn. (Oakland HS/Vol State CC)
8	Alonzo Jones	OF	S/R	5-10	195	Jr./2L	Columbus, Ga. (Columbus HS)
9	Garrett Blaylock	IF	L/R	6-3	208	Fr./HS	Asheville, N.C. (T.C. Roberson HS)
10	Ethan Paul	IF	L/R	5-10	185	Jr./2L	Bellevue, Wash. (International School)
11	Paxton Stover	LHP	L/L	5-11	200	Sr./1L	Ridgely, Tenn. (Dyer County HS/Dyersburg State CC)
12	Connor Kaiser	IF	R/R	6-4	205	Jr./2L	Overland Park, Kan. (Blue Valley West HS)
13	Kiambu Fentress	OF	R/R	6-0	175	R-So./1L	Nashville, Tenn. (Ensworth School)
16	Austin Martin	IF	R/R	6-0	170	Fr./HS	Jacksonville, Fla. (Trinity Christian Academy)
17	Walker Grisanti	OF	L/R	5-10	195	Jr./2L	Collierville, Tenn. (Christian Brothers HS)
18	Pat DeMarco	OF	R/R	5-11	205	Fr./HS	Winder, Ga. (Winder Barrow HS)
19	Stephen Scott	OF/C	L/R	5-11	200	Jr./2L	Cary, N.C. (Cardinal Gibbons HS)
20	Ty Duvall	C	L/R	5-11	190	So./1L	Lebanon, Ohio (Lebanon HS)
21	Tyler Brown	RHP	R/R	6-4	242	Fr./HS	Lewis Center, Ohio (Olentangy Orange HS)
22	Julian Infante	IF	R/R	6-3	215	Jr./2L	Miami, Fla. (Westminister Christian HS)
27	Chandler Day	RHP	R/R	6-5	180	Jr./2L	Granville, Ohio (Watkins Memorial HS)
29	Patrick Raby	RHP	R/R	6-3	230	Jr./2L	Knoxville, Tenn. (Farragut HS)
31	Justin Willis	RHP	R/R	5-11	180	Fr./HS	West New York, N.J. (Memorial HS)
32	Hugh Fisher	LHP	R/L	6-5	185	Fr./HS	Eads, Tenn. (Briarcrest Christian HS)
33	Erik Kaiser	RHP	R/R	6-5	205	Fr./HS	Waterloo, Ill. (Waterloo HS)
34	Zach King	LHP	L/L	6-6	210	So./1L	Spring Hill, Tenn. (Spring Hill HS)
35	Jackson Gillis	LHP	R/L	6-3	220	So./1L	Wilmington, Mass. (Wilmington HS)
39	Jake Eder	LHP	L/L	6-4	210	Fr./HS	Ft. Lauderdale, Fla. (Calvary Christian Academy)
40	Aaron Brown	RHP	R/R	6-4	205	Fr./HS	Mt. Juliet, Tenn. (Mt. Juliet HS)
42	Maddux Conger	RHP	R/R	6-3	200	Jr./2L	Stephenville, Texas (Stephenville HS)
43	Tyler Solomon	IF	S/R	6-4	215	Fr./HS	Haymarket, Va. (Battlefield HS)
44	Mason Hickman	RHP	R/R	6-6	230	Fr./HS	Hendersonville, Tenn. (Pope John Paul II HS)
45	Reid Schaller	RHP	R/R	6-3	215	R-Fr./RS	Lebanon, Ind. (Lebanon HS)
49	AJ Franklin	LHP	L/L	6-2	180	R-So./1L	Lebanon, Tenn. (Wilson Central HS)
51	JJ Bleday	OF	L/L	6-3	205	So./1L	Panama City Beach, Fla. (A. Crawford Mosley HS)
66	Drake Fellows	RHP	L/R	6-5	210	So./1L	Plainfield, Ill. (Joliet Catholic Academy)
99	Jayson Gonzalez	INF	R/R	6-2	205	Fr./HS	Covina, Calif. (Bishop Amat HS)

**Head Coach:** 4 Tim Corbin (Ohio Wesleyan, 1984) - 16th Season at Vanderbilt

**Associate Head Coach:** 26 Scott Brown (SUNY-Cortland, 1999)

**Assistant Coach:** 24 Mike Baxter (Vanderbilt, 2005)

**Volunteer Coach:** 1 David Macias (Vanderbilt, 2008)

**Athletic Trainer:** Tracy Campbell (James Madison, 2008)

**Strength & Conditioning Coach:** Chris Ham (Illinois, 2005)

**Director of Baseball Operations:** Brooks Webb (Birmingham Southern, 2011)

**Director of Player Development:** Alex Levitt (Vanderbilt, 2010)

**Video Coordinator:** Brandon Barak (Illinois, 2012)

**Equipment Manager:** John Mardirosian (Texas, 2011)

**Student Assistants:** Josh Ruchotzke & Casey Stangel

**Student Managers:** Jack Goodrum, Chase Casali, Preston Hausser & Jackson Kelley

## PRONUNCIATION CHART

JJ Bleday \_\_\_\_\_ bleh-DAY  
 Kiambu Fentress \_\_\_\_\_ key-AHM-boo  
 Walker Grisanti \_\_\_\_\_ greh-sahn-TEE  
 Patrick Raby \_\_\_\_\_ ray-BEE  
 Reid Schaller \_\_\_\_\_ SHALL-er  
 Paxton Stover \_\_\_\_\_ stoe-VER

## ALPHABETICAL ROSTER


#	Name	Pos.	Yr.
9	Garrett Blaylock	IF	Fr.
51	JJ Bleday	OF	Jr.
40	Aaron Brown	RHP	Fr.
21	Tyler Brown	RHP	Fr.
5	Philip Clarke	C	Fr.
42	Maddux Conger	RHP	Jr.
3	Cooper Davis	OF	Fr.
27	Chandler Day	RHP	Jr.
18	Pat DeMarco	OF	Fr.
20	Ty Duvall	C	So.
39	Jake Eder	LHP	Fr.
66	Drake Fellows	RHP	So.
13	Kiambu Fentress	OF	R-So.
32	Hugh Fisher	LHP	Fr.
49	AJ Franklin	LHP	R-So.
35	Jackson Gillis	LHP	So.
99	Jayson Gonzalez	IF	Fr.
17	Walker Grisanti	OF	Jr.
44	Mason Hickman	RHP	Fr.
22	Julian Infante	IF	Jr.
8	Alonzo Jones	OF	Jr.
12	Connor Kaiser	IF	Jr.
33	Erik Kaiser	RHP	Fr.
34	Zach King	LHP	So.
16	Austin Martin	IF	Fr.
10	Ethan Paul	IF	Jr.
29	Patrick Raby	RHP	Jr.
2	Harrison Ray	IF	So.
45	Reid Schaller	RHP	R-Fr.
19	Stephen Scott	OF/C	Jr.
43	Tyler Solomon	IF	Fr.
11	Paxton Stover	LHP	Sr.
31	Justin Willis	RHP	Fr.
6	Justin Wilson	RHP	R-So.

## EXPERIENCE BREAKDOWN


Seniors (1) \_\_\_\_\_ Stover  
 Juniors (9) \_\_\_\_\_ Conger, Day, Grisanti, Infante, Jones,  
 \_\_\_\_\_ C. Kaiser, Paul, Raby, Scott,  
 Redshirt Sophomores (3) \_\_\_\_\_ Franklin, Fentress, Wilson  
 Sophomores (7) \_\_\_\_\_ Bleday, Duvall, Fellows, Gillis,  
 \_\_\_\_\_ King, Ray, Sandborn  
 Redshirt Freshman (1) \_\_\_\_\_ Schaller  
 Freshmen (14) \_\_\_\_\_ Blaylock, A. Brown, T. Brown, Clarke,  
 \_\_\_\_\_ Davis, DeMarco, Eder, Fisher, Gonzalez, Hickman,  
 \_\_\_\_\_ E. Kaiser, Martin, Solomon, Willis

## STATE BREAKDOWN

California (1) \_\_\_\_\_ Gonzalez  
 Florida (5) \_\_\_\_\_ Bleday, Eder, Infante, Martin, Ray  
 Georgia (1) \_\_\_\_\_ Alonzo Jones  
 Illinois (2) \_\_\_\_\_ Fellows, E. Kaiser  
 Indiana (1) \_\_\_\_\_ Schaller  
 Kansas (1) \_\_\_\_\_ C. Kaiser  
 Massachusetts (1) \_\_\_\_\_ Gillis  
 New Jersey (1) \_\_\_\_\_ Willis  
 New York (1) \_\_\_\_\_ DeMarco  
 North Carolina (2) \_\_\_\_\_ Blaylock, Scott  
 Ohio (3) \_\_\_\_\_ T. Brown, Day, Duvall  
 Ontario, Canada (1) \_\_\_\_\_ Davis  
 Tennessee (11) \_\_\_\_\_ A. Brown, Clarke  
 \_\_\_\_\_ Fentress, Fisher, Franklin, Grisanti, Hickman,  
 \_\_\_\_\_ King, Raby, Stover, Wilson  
 Texas (1) \_\_\_\_\_ Conger  
 Virginia (1) \_\_\_\_\_ Solomon  
 Washington (1) \_\_\_\_\_ Paul




**Harrison Ray**  
Fr. ★ 5-11 ★ 190 ★ R/R  
IF ★ Longwood, Fla.



**Cooper Davis**  
Fr. ★ 5-10 ★ 185 ★ L/R  
OF ★ Mississauga, Ontario




**Philip Clarke**  
Fr. ★ 5-11 ★ 190 ★ L/R  
C ★ Franklin, Tenn.




**Justin Wilson**  
R-So. ★ 6-0 ★ 175 ★ R/R  
RHP ★ Murfreesboro, Tenn.



**Alonzo Jones**  
Jr. ★ 5-10 ★ 195 ★ S/R  
OF ★ Columbus, Ga.



**Garrett Blaylock**  
Fr. ★ 6-3 ★ 200 ★ L/R  
IF ★ Asheville, N.C.




**Ethan Paul**  
Jr. ★ 5-10 ★ 185 ★ L/R  
IF ★ Bellevue, Wash.



**Paxton Stover**  
Sr. ★ 5-11 ★ 190 ★ L/L  
LHP ★ Ridgely, Tenn.




**Connor Kaiser**  
Jr. ★ 6-4 ★ 205 ★ R/R  
IF ★ Overland Park, Kan.




**Kiamu Fentress**  
R-So. ★ 6-0 ★ 175 ★ R/R  
OF ★ Nashville, Tenn.




**Austin Martin**  
Fr. ★ 6-0 ★ 170 ★ R/R  
IF ★ Jacksonville, Fla.



**Walker Grisanti**  
Jr. ★ 5-10 ★ 190 ★ L/R  
OF ★ Collierville, Tenn.




**Pat DeMarco**  
Fr. ★ 5-11 ★ 205 ★ R/R  
OF ★ Staten Island, N.Y.




**Stephen Scott**  
Jr. ★ 5-11 ★ 200 ★ L/R  
OF/C ★ Cary, N.C.




**Ty Duvall**  
So. ★ 5-11 ★ 190 ★ L/R  
C ★ Lebanon, Ohio




**Tyler Brown**  
Fr. ★ 6-4 ★ 242 ★ R/R  
RHP ★ Ashland, Ohio




**Julian Infante**  
Jr. ★ 6-3 ★ 215 ★ R/R  
IF ★ Miami, Fla.



**Chandler Day**  
Jr. ★ 6-5 ★ 180 ★ R/R  
RHP ★ Granville, Ohio



**Patrick Raby**  
Jr. ★ 6-3 ★ 230 ★ R/R  
RHP ★ Knoxville, Tenn.



**Justin Willis**  
Fr. ★ 5-11 ★ 180 ★ R/R  
RHP ★ West New York, N.J.



**Hugh Fisher**  
Fr. ★ 6-5 ★ 185 ★ R/L  
LHP ★ Eads, Tenn.



**Erik Kaiser**  
Fr. ★ 6-5 ★ 205 ★ R/R  
RHP ★ Waterloo, Ill.



**Zach King**  
So. ★ 6-6 ★ 210 ★ L/L  
LHP ★ Spring Hill, Tenn.




**Jackson Gillis**  
So. ★ 6-3 ★ 225 ★ R/L  
LHP ★ Wilmington, Mass.




**Jake Eder**  
Fr. ★ 6-4 ★ 210 ★ L/L  
LHP ★ Ocean Ridge, Fla.




**Aaron Brown**  
Fr. ★ 6-4 ★ 205 ★ R/R  
RHP ★ Mt. Juliet, Tenn.




**Maddux Conger**  
Jr. ★ 6-3 ★ 200 ★ R/R  
RHP ★ Stephenville, Texas




**Tyler Solomon**  
Fr. ★ 6-4 ★ 215 ★ S/R  
C ★ Haymarket, Va.




**Mason Hickman**  
Fr. ★ 6-6 ★ 230 ★ R/R  
RHP ★ Hendersonville, Tenn.



**Reid Schaller**  
R-Fr. ★ 6-3 ★ 210 ★ R/R  
RHP ★ Lebanon, Ind.




**AJ Franklin**  
R-So. ★ 6-2 ★ 180 ★ L/L  
LHP ★ Lebanon, Tenn.



**JJ Bleday**  
So. ★ 6-5 ★ 205 ★ L/L  
OF ★ Panama City Beach, Fla.




**Drake Fellows**  
So. ★ 6-5 ★ 205 ★ L/R  
RHP ★ Plainfield, Ill.




**Jayson Gonzalez**  
Fr. ★ 6-2 ★ 205 ★ R/R  
IF ★ Covina, Calif.




**Tim Corbin**  
Head Coach  
16th Season



**Scott Brown**  
Associate Head Coach  
6th Season



**Mike Baxter**  
Hitting Coach  
1st Season



**David Macias**  
Volunteer Assistant Coach  
1st Season