



# VANDERBILT

## 2018 BASEBALL GAME NOTES



Vanderbilt Athletic Communications ★ 2601 Jess Neely Dr. Nashville, TN 37212  
Baseball Contact: Andrew Pate ★ Cell: 713.387.9119 ★ Email: andrew.pate@vanderbilt.edu  
vucommoedores.com ★ twitter: @vandybaseball

### 2018 SCHEDULE/RESULTS

OVERALL: 25-18 | SEC: 11-10 | H: 18-7 | A: 5-7 | N: 2-4

#### FEBRUARY (9-1)

16	#25 DUKE	W, 9-1	SEC Network+
17	#25 DUKE	L, 5-4	
18	#25 DUKE	W, 9-1	SEC Network+
20	PRESBYTERIAN	W, 7-1	SEC Network+
21	PRESBYTERIAN	W, 15-2	SEC Network+
23	UMASS-LOWELL	W, 15-0	SEC Network+
24	UMASS-LOWELL	W, 15-2	
25	UMASS-LOWELL	W, 9-2	
27	AUSTIN PEAY	W, 19-6	
28	INDIANA STATE	W, 8-5	SEC Network+

#### MARCH (8-9)

2	vs. Sam Houston St. %	L, 7-6 (10 inn.)	
3	vs. Louisiana %	L, 3-0	
4	vs. #24 Houston %	W, 9-4	
7	at Long Beach St.	L, 4-3	
9	at #11 UCLA	W, 6-3	
10	at USC	CANCELED	
11	vs. #8 TCU ^	W, 7-4	
14	EASTERN KENTUCKY	L, 6-5	SEC Network+
16	at #19 Mississippi St. *	W, 5-0	SEC Network
17	at #19 Mississippi St. *	W, 10-1	SEC Network+
18	at #19 Mississippi St. *	W, 4-3	SEC Network+
21	Belmont &	L, 8-5	
23	#19 LSU *	W, 4-2	ESPNU
24	#19 LSU *	L, 6-2	ESPNU
25	#19 LSU *	W, 1-0 (7 inn.)	ESPNU
27	vs. Lipscomb &	L, 5-1	
30	at #2 Florida *	L, 8-4	SEC Network+
31	at #2 Florida *	L, 10-2	ESPNU

#### APRIL (8-8)

1	at #2 Florida *	L, 8-2	SEC Network
3	at Middle Tennessee	L, 4-3 (7 inn.)	
5	#16 GEORGIA *	L, 3-2	ESPNU
6	#16 GEORGIA *	W, 5-3	SEC Network+
7	#16 GEORGIA *	W, 8-3	SEC Network+
10	WESTERN KENTUCKY	W, 3-2	SEC Network+
13	#5 OLE MISS *	L, 11-3	SEC Network+
15	#5 OLE MISS *	W, 8-7 (8 inn.)	ESPNU
15	#5 OLE MISS *	W, 8-7 (7 inn.)	ESPNU
17	EVANSVILLE	W, 6-1	SEC Network+
19	at Missouri *	L, 2-1	ESPNU
20	at Missouri *	L, 3-1	SEC Network+
21	at Missouri *	W, 6-2	SEC Network+
27	SOUTH CAROLINA *	L, 8-7	SEC Network+
28	SOUTH CAROLINA *	W, 8-1	SEC Network+
29	SOUTH CAROLINA *	L, 10-9	SEC Network+

#### MAY (0-0)

1	LOUISVILLE	6:00 PM	SEC Network
4	at Auburn	6:00 PM	SEC Network+
5	at Auburn	2:00 PM	SEC Network+
6	at Auburn	1:00 PM	SEC Network+
8	TENNESSEE TECH	6:30 PM	SEC Network+
11	at Tennessee	5:30 PM	
12	at Tennessee	5:00 PM	
13	at Tennessee	11:00 AM	SEC Network
15	MIDDLE TENNESSEE	6:30 PM	SEC Network+
17	KENTUCKY	6:30 PM	SEC Network+
18	KENTUCKY	2:00 PM	SEC Network+
19	KENTUCKY	1:00 PM	SEC Network+

% Minute Maid Park (Houston, Texas)  
^ Dodger Stadium (Los Angeles, Calif.)  
\*Southeastern Conference Game  
& First Tennessee Park (Nashville, Tenn.)

### #23 VANDERBILT COMMODORES (25-18, 11-10 SEC) vs. LOUISVILLE CARDINALS (29-14, 10-11 ACC)

May 1, 2018 ★ 6:00 p.m. CT ★ Nashville, Tenn. ★ Hawkins Field (3,626) ★ SEC Network

GAME 44



#### #23 VANDERBILT

2018 Record: 25-18 Overall, 11-10 SEC

Home / Away / Neutral: 18-7 / 5-7 / 2-4

Rankings: D1: 23 | NCBWA: 24 | Coaches: 21  
BA: 17 | CB: 15 | PG: 18

Head Coach: Tim Corbin

Career Record: 777-471-1 (21st)

Record at Vanderbilt: 671-333-1 (16th)



#### LOUISVILLE

2018 Record: 29-14 Overall, 10-11 ACC

Home / Away / Neutral: 20-9 / 7-5 / 2-0

Rankings: D1: NR | NCBWA: RV | Coaches: RV  
BA: NR | CB: 29 | PG: NR

Head Coach: Dan McDonnell

Career Record: 538-217 (12th)

Record at UL: Same

### NEED TO KNOW

- ★ Vanderbilt heads into Tuesday looking to bounce back after dropping its first home three-game series of the season. The Commodores scored a combined 24 runs against South Carolina -- a season-high for a three-game set -- but were saddled with a pair of one-run, come-from-behind defeats at Hawkins Field.
- ★ Vandy and Louisville meet for the seventh installment of the **Battle of the Barrel** on Tuesday at Hawkins Field. The Cardinals have won the last two meetings for the trophy, which pays homage to Kentucky's history as a bourbon-making state and Tennessee's history as a whiskey-making state. VU and UL have split the six prior matchups for the trophy.
- ★ The Cardinals will be the 26th different opponent and second from the ACC that Vandy has faced this season. The Dores have faced foes from 14 different leagues -- **the most of any team in the nation** -- this season.
- ★ Commodore freshman batters have made a combined 145 starts. That mark **leads the nation** and is 24 more than UNCW who is second with 121. Three players have made 30-plus starts, which trails only Utah's four.
- ★ The Dores have hit 28 of their 36 home runs this season at Hawkins Field. Vanderbilt struck 14 homers in April after finishing with just seven in March. Twelve different VU players have hit at least one home run this season.
- ★ Vandy has stolen 83 bases this season, **eighth nationally** -- one spot behind Louisville -- and first in the SEC. The total is already 29 more than the squad finished with a season ago (54). Four Commodores have registered double-digit stolen bases and 14 different players have swiped at least one bag this season.
- ★ Vanderbilt played error-free baseball for the 25th time this season on Saturday vs. South Carolina, improving to 16-9 in those games. The Commodores are **third nationally and first in the SEC** with a .982 fielding percentage.
- ★ Vanderbilt has been tough to beat at Hawkins Field since **Tim Corbin** took the helm in 2003. During that span, the Commodores own a 416-135-1 record at the facility for an impressive .754 winning percentage.
- ★ Vandy turns the page to the month of May after an up-and-down April. The Commodores finished the month at 8-8 after dropping four of their final six games. Prior to that losing stretch, the Dores had won six of seven. The Black and Gold have produced a winning record during the month of May in each of the last eight seasons.

### GAME COVERAGE

Date	TV/Stream	Play-by-Play	Analyst	Radio	Play-by-Play
May 1	SEC Network	Karl Ravech	Chris Burke	WNSR 560 AM/95.9 FM	Joe Fisher

Live Stats - [vanderbilt.statbroadcast.com](http://vanderbilt.statbroadcast.com)

Twitter - @VandyBaseball / #VandyBoys

### VANDERBILT STARTING PITCHER TUESDAY



JAKE EDER

LHP ★ 6-4 ★ 210 ★ Fr./HS  
Ocean Ridge, Fla. ★ Calvary Christian Academy

W-L	1-3
ERA	3.82
IP	30.2
K/BB	35/14

### LOUISVILLE STARTING PITCHER

Tuesday	G-GS	W-L	ERA	K/BB
LHP Reid Detmers	12/3	2-1	5.08	40/25

### BY THE NUMBERS SINCE 2006...

- 3** ★ College World Series appearances (2011, 2014, 2015)
- 6** ★ NCAA Super Regional appearances (2010, 2011, 2013, 2014, 2015, 2017)
- 12** ★ straight NCAA Tournament appearances (longest active streak in the SEC)
- 14** ★ players selected in the first round of the Major League Baseball Draft (nation's most)
- 48** ★ NCAA Tournament victories (most in the SEC)

### TODAY IN VANDERBILT BASEBALL HISTORY

**MAY 1, 2011 (7 YEARS AGO):** Vanderbilt finished off a series sweep of Tennessee with a record-setting 19-3 win at Hawkins Field. Vandy outscored the Volunteers 39-5 over the three-game series and Sunday's margin of victory was the largest in the series since 1899 when VU won 20-0. The three-game sweep of UT was the first for Vandy since 2008.

## SERIES HISTORY

## LOUISVILLE (24-9)

## LAST 10 MEETINGS (5-5)

Date	Location	Result
5/10/11	Louisville, Ky.	W, 5-1
5/08/12	Nashville, Tenn.	W, 3-2
4/23/13	Louisville, Ky.	W, 10-2
6/08/13	Louisville, Ky.	L, 5-3
6/09/13	Louisville, Ky.	L, 2-1
5/06/14	Nashville, Tenn.	L, 11-7
6/14/14	Omaha, Neb.	W, 5-3
5/12/15	Louisville, Ky.	W, 5-2
5/10/16	Nashville, Tenn.	L, 8-5
5/09/17	Louisville, Ky.	L, 6-2

## STATISTICAL LEADERS



VANDERBILT	CATEGORY	LOUISVILLE
<b>Austin Martin</b> .349 avg.	<b>Batting avg.</b>	<b>Danny Oriente</b> .364 avg.
<b>Pat DeMarco</b> 52 hits	<b>Hits</b>	<b>Logan Wyatt</b> 51 hits
<b>Pat DeMarco</b> 35 runs	<b>Runs Scored</b>	<b>Josh Stowers</b> 43 runs
<b>Clarke/Paul</b> 10 doubles	<b>Doubles</b>	<b>Logan Wyatt</b> 18 doubles
<b>Alonzo Jones</b> 3 triples	<b>Triples</b>	<b>Josh Stowers</b> 3 triples
<b>Ethan Paul</b> 8 home runs	<b>Home Runs</b>	<b>Three players</b> 3 home runs
<b>Connor Kaiser</b> 25 walks	<b>Walks</b>	<b>Devin Mann</b> 45 walks
<b>Austin Martin</b> 18 stolen bases	<b>Stolen Bases</b>	<b>Josh Stowers</b> 25 stolen bases
<b>Mason Hickman</b> 7 wins	<b>Wins</b>	<b>Bennett/Hoeing</b> 5 wins
<b>Patrick Raby</b> 2.41 ERA	<b>ERA</b>	<b>Bobby Miller</b> 0.92 ERA
<b>Drake Fellows</b> 64.2 IP	<b>Innings Pitched</b>	<b>Adam Wolf</b> 67.2 IP
<b>Drake Fellows</b> 75 strikeouts	<b>Strikeouts</b>	<b>Adam Wolf</b> 76 strikeouts

## STATISTICAL COMPARISON



VANDERBILT	CATEGORY	LOUISVILLE
25-18	<b>Record</b>	29-14
.266	<b>Batting Avg.</b>	.271
6.13	<b>Runs/Game</b>	6.34
8.74	<b>Hits/Game</b>	8.72
73	<b>Doubles</b>	83
10	<b>Triples</b>	10
36	<b>Home Runs</b>	21
231	<b>RBI</b>	249
199	<b>Walks</b>	233
83-102	<b>SB-ATT</b>	89-104
3.77	<b>ERA</b>	3.28
3	<b>Shutouts Thrown</b>	1
408	<b>Strikeouts</b>	418
.235	<b>Opp. Batting Avg.</b>	.213
.982	<b>Fielding Pct.</b>	.968

## BATTING A THOUSAND

- ★ Last Thursday's matchup at Missouri marked the 1,000th game coached for **Tim Corbin** at Vanderbilt.
- ★ The 16th-year head man became the 25th active head coach to reach 1,000 games at his current institution.
- ★ Corbin also became the eighth skipper in SEC history to coach 1,000 games at a league institution and second Vanderbilt coach, joining Roy Mewbourne (1,264 games). Ole Miss' head coach Mike Bianco, who has coached 1,104 games, is the only other current SEC skipper with 1,000 or more games.

## VANDERBILT RE-VU

- ★ Vanderbilt saw multi-run leads slip away twice as South Carolina upended the Commodores, 10-9 to clinch the series on Sunday afternoon in front of 3,158 fans at Hawkins Field.
- ★ The Gamecocks erased deficits of four and three runs before using a one-out sacrifice fly in the top of the ninth to put Vanderbilt away and hand the Dores their first home series loss of the season. Vandy led 6-3 before USC took advantage of a pair of one-out walks, evening the game at six-all with a sacrifice fly, RBI-single and RBI-double in the seventh.

## VANDERBILT VS. LOUISVILLE: BATTLE OF THE BARREL

- ★ Vanderbilt and Louisville meet for the 34th time in the history of the two programs on Tuesday. The matchup will be the 10th since the programs began playing for the **Battle of the Barrel** in 2012.
- ★ The barrel trophy signifies Kentucky's history as a bourbon-making state and Tennessee's history as a whiskey-making state. Each year, the winning team will be presented with the barrel. The Cardinals have claimed the last two matchups.
- ★ Vanderbilt and Louisville are separated by only 175 miles. The two teams have met twice in NCAA Regional action, twice in the NCAA Super Regionals and once at the College World Series.

## VANDY IN THE NATIONAL STATISTICAL RANKINGS

Statistic	Rank	Value	Statistic	Rank	Value
Fielding Percentage	3rd	.982	Hits Allowed per Nine Inn.	29th	7.78
Stolen Bases	8th	83	Strikeout-to-Walk Ratio	32nd	2.62
Stolen Bases Per Game	11th	1.93	WHIP	34th	1.28
Strikeouts per Nine Inn.	13th	9.9			

## NATION'S TOP FRESHMEN OFF TO SIZZLING START

- ★ Vanderbilt's freshman class was named tops in the country by Baseball America last November.
- ★ Six Vanderbilt true freshmen made starts this season while 14 total have made appearances. The unit is hitting .298 (172-for-576) and has accounted for 40 percent of the Dores' RBIs (94) and 39 percent of the teams runs (104). True freshmen pitchers have posted an 12-6 record and 3.83 ERA with 140 strikeouts in 145.1 innings.
- ★ D1Baseball.com's list of 30 impact freshmen entering 2018 includes Vandy's **Jake Eder** (No. 16), **Jayson Gonzalez** (No. 18), **Philip Clarke** (No. 19) and **Pat DeMarco** (No. 25). With four players on the list, the Dores trail only Florida (5).

## DON'T TRY THIS AT HOME

- ★ The Commodores have produced an 18-7 record at home this season while posting a .297 batting average and .403 on-base percentage. Here's a look at Vandy's top performers through 25 home games:

Player	Avg.	GP-GS	AB	R	H	2B	RBI	TB
Pat DeMarco	.379	25-25	95	27	36	7	18	61
Austin Martin	.345	24-23	84	18	29	3	6	35
Ethan Paul	.311	25-25	90	26	28	7	25	53

## GOLDEN BOYS

- ★ For a fourth-straight year, multiple Vandy players have been named to the Golden Spikes Award Preseason Watch List.
- ★ **Julian Infante** and **Patrick Raby** are among those featured. The award was first presented in 1978 and is given to an amateur player who best exhibits and combines "exceptional on-field ability and exemplary sportsmanship." The award is considered the most prestigious in amateur baseball.
- ★ Five Commodores have been named finalists for the Golden Spikes Award -- all coming since the 2007 season -- including **David Price**, who took home the honor in 2007. Other finalists include **Pedro Alvarez** (2007), **Tyler Beede** (2013), **Carson Fulmer** (2015) and **Dansby Swanson** (2015).

## COMMODORE NATION

- ★ Vanderbilt is one of five teams nationally to start a lineup featuring players from nine or more different states, joining Army, Elon, Kentucky and Western Kentucky. Vandy's 35-man roster boasts players from 15 different states as well as Canada with freshman **Cooper Davis** hailing from Mississauga, Ontario.

## WHAT'S THE CATCH?

- ★ The Dores have received steady production from three catchers. **Philip Clarke**, **Ty Duvall** and **Stephen Scott** have each made their case for playing time. Here's a look at how each has performed during the 2018 season.

Player	Avg.	GP-GS	AB	R	H	2B	RBI	TB
Philip Clarke	.288	39-30	139	17	40	10	23	56
Stephen Scott	.206	34-29	102	21	21	6	21	42
Ty Duvall	.289	20-10	38	9	11	2	6	21

**A WORLD SERIES KIND OF FEEL**

- ★ After playing 10 straight at home to begin the season, Vanderbilt headed west for a six-game road trip including games at Houston's Minute Maid Park and Los Angeles' Dodger Stadium -- the two sites for the 2017 World Series matchup between the Astros and Dodgers.
- ★ The Commodores took part in the Shriners Hospitals for Children College Classic at Minute Maid from March 2-4. The three-day, six-team tournament featured local universities squaring off against the SEC. Vandy fell to Sam Houston State on Friday and Louisiana on Saturday before bouncing back with a 9-4 victory against Houston on Sunday night.
- ★ For the fourth-straight year, the Dores headed to California, falling 4-3 to Long Beach State on Wednesday before knocking off UCLA, 6-3 on Friday and TCU, 7-4, in the Dodger Stadium College Baseball Classic on Sunday.

**FORMER PLAYERS JOIN CORBIN'S STAFF**

- ★ Last September, head coach **Tim Corbin** and associate head coach **Scott Brown** welcomed back former players **Mike Baxter** and **David Macias**. Baxter serves as the Dores' hitting coach and recruiting coordinator while Macias comes on board as Vanderbilt's volunteer assistant coach.
- ★ Baxter joins the Commodores after a 12-year professional career that included playing in the big leagues for four organizations over parts of six seasons. Baxter made his major league debut with the San Diego Padres in 2010, and also played for the New York Mets (2011-13), Los Angeles Dodgers (2014) and Chicago Cubs (2015).
- ★ Macias was previously on Corbin's staff as the team's strength coach in 2014 when the Dores won the national championship and was the volunteer assistant in 2015 when the Dores returned to the College World Series finals. Prior to rejoining Corbin's staff, Macias was with the Seattle Mariners organization as a minor league manager.

**D1BASEBALL.COM RECOGNIZES DORES**

- ★ Last September, D1Baseball.com recognized Vanderbilt as the **No. 2 program nationally** in the publication's bi-annual top-100 rankings. The list is designed to assess the overall health of programs in the current era with the ultimate goal of identifying "the programs in the best shape right now, with an eye toward the next five to 10 years."
- ★ Below is a list of where Vandy players rank among the publication's top SEC prospects for the 2018 and 2019 MLB Draft.

**TOP SEC PROSPECTS, 2018 DRAFT**

Ranking	Player	Position
#23	Reid Schaller	RHP
#31	Connor Kaiser	SS
#34	Patrick Raby	RHP
#35	Ethan Paul	2B
#41	Chandler Day	RHP
#50	Julian Infante	1B

**TOP SEC PROSPECTS, 2019 DRAFT**

Ranking	Player	Position
#9	Jackson Gillis	LHP
#15	Drake Fellows	RHP
#16	Zach King	LHP
#20	JJ Bleday	OF
#35	Pat DeMarco	OF
#36	Philip Clarke	C

**CORBIN BECOMES VANDY'S ALL-TIME WINNINGEST COACH**

- ★ Head coach **Tim Corbin** became Vanderbilt's all-time winningest coach with a 9-4 win against Houston on March 4. The 16th-year head coach, who owns a 671-333-1 record, surpassed Roy Mewbourne, who racked up as many wins between 1979-2002. Here is a look back at some of Corbin's milestone victories:

Win #	Score	Location	Date
1	Vanderbilt 4, The Citadel 3	Charleston, S.C.	2/15/03
27^	Vanderbilt 6, Tennessee 5	Nashville, Tenn.	5/18/03
100	Vanderbilt 14, Jacksonville State 5	Nashville, Tenn.	3/29/05
198#	Vanderbilt 4, LSU 1	Nashville, Tenn.	5/17/07
200	Vanderbilt 4, Miami (OH) 3	Tempe, Ariz.	2/24/08
300	Vanderbilt 7, Florida 0	Gainesville, Fla.	4/4/10
400	Vanderbilt 3, Louisville 2	Nashville, Tenn.	5/8/12
459	Vanderbilt 14, Alabama 10	Nashville, Tenn.	5/18/13
500	Vanderbilt 3, Missouri 1	Columbia, Mo.	5/3/14
516\$	Vanderbilt 3, Virginia 2	Omaha, Neb.	6/25/14
600	Vanderbilt 10, Georgia 3	Nashville, Tenn.	4/30/16
656*	Vanderbilt 9, Houston 4	Houston, Texas	3/4/18

^ Vanderbilt clinches sweep vs. Tennessee, first trip to the SEC Tournament since 1996 with walk-off home run

# Vanderbilt claims first ever Southeastern Conference regular-season championship

% Vanderbilt sets SEC record with 26th league victory, breaking South Carolina's mark of 25 set in 2000

\$ Vanderbilt captures first College World Series title in winner-take-all victory against Virginia

\* Corbin becomes Vanderbilt's all-time winningest coach in finale of Shriners Hospitals for Children College Classic

**THE SEC: IT JUST MEANS MORE**

- ★ The Southeastern Conference has sent 58 teams to the College World Series since 1990 with Vanderbilt doing its part to represent the league in 2011, 2014 and 2015. The league has now appeared in the College World Series in 32 of the last 33 years including appearances by 18 teams in the last seven years.
- ★ In 2017, the SEC tied its own national record with six teams competing in the NCAA Super Regionals. The Commodores were among the field as part of the NCAA Corvallis Super Regional.
- ★ A total of 11 SEC student-athletes were selected on the first day of the 2017 Major League Baseball Draft including Vandy right-handed pitcher Kyle Wright (1st round/5th overall) and outfielder Jeren Kendall (1st round/23rd overall).

**DORES IN THE PROS**

David Price helped Vandy to a school-record 54 wins in 2007.

**MLB (8)**

Name	Years at VU	Club
Pedro Alvarez	2006-08	Baltimore Orioles
Walker Buehler	2013-15	Los Angeles Dodgers
Ryan Flaherty	2006-08	Atlanta Braves
Carson Fulmer	2013-15	Chicago White Sox
Sonny Gray	2009-11	New York Yankees
Mike Minor	2007-09	Texas Rangers
David Price	2005-07	Boston Red Sox
Dansby Swanson	2013-15	Atlanta Braves

**MLB (28)**

Tyler Beede	2012-14	San Francisco Giants
Ben Bowden	2014-16	Colorado Rockies
Curt Casali	2008-11	Tampa Bay Rays
Ro Coleman	2014-17	Detroit Tigers
Vince Conde	2012-14	New York Yankees
Jason Delay	2014-17	Pittsburgh Pirates
Tyler Ferguson	2013-15	Texas Rangers
Conrad Gregor	2011-13	Boston Red Sox
Reed Hayes	2017	Baltimore Orioles
Taylor Hill	2008-11	Washington Nationals
Tony Kemp	2011-13	Houston Astros
Jeren Kendall	2015-17	Los Angeles Dodgers
John Kilichowski	2014-16	St. Louis Cardinals
Brian Miller	2012-14	Tampa Bay Rays
Jared Miller	2012-14	Arizona Diamondbacks
John Norwood	2012-14	Miami Marlins
Phillip Pfeifer	2012-15	Atlanta Braves
Adam Ravenelle	2012-14	Detroit Tigers
Bryan Reynolds	2014-16	Pittsburgh Pirates
Matt Ruppenthal	2015-17	Houston Astros
Sam Selman	2010-12	Kansas City Royals
Jordan Sheffield	2015-16	Los Angeles Dodgers
Collin Snider	2015-17	Kansas City Royals
Will Toffey	2015-17	Oakland Athletics
Drew VerHagen	2012	Detroit Tigers
Zander Wiel	2012-15	Minnesota Twins
Rhett Wiseman	2013-15	Washington Nationals
Kyle Wright	2015-17	Atlanta Braves
Mike Yastrzemski	2010-13	Baltimore Orioles

**COACHING/FRONT OFFICE (12)**

Name	Club-Position
Matt Buschmann	S.F. Giants - Asst. Dir. of Player Development
Joey Cora	Pittsburgh Pirates - Third Base Coach
Larry Day	Cleveland - AZL Manager/Operations
Jason Esposito	Arizona (ROOKIE-CLE) - Hitting Coach
Carter Hawkins	Cleveland Indians - Asst. General Manager
Derek Johnson	Milwaukee Brewers - Pitching Coach
Gil Kim	Toronto - Dir. of Player Development
Tony Mansolino	Akron (AA-CLE) - Manager
Cesar Nicolas	Seattle Mariners - Player Development
Josh Paul	L.A. Angels - Bench Coach
Jeremy Sowers	Tampa Bay Rays - Operations Assistant
David Wallace	Cleveland Indians - Special Assistant



## 2018 QUICK FACTS

## GENERAL

Location \_\_\_\_\_ Nashville, Tenn.  
 Founded \_\_\_\_\_ 1873  
 Enrollment \_\_\_\_\_ 6,871  
 Nickname \_\_\_\_\_ Commodores  
 Colors \_\_\_\_\_ Black and Gold  
 Affiliation \_\_\_\_\_ NCAA Division I  
 Conference \_\_\_\_\_ Southeastern  
 Athletic Ticket Office \_\_\_\_\_ 615.322.3544  
 Chancellor \_\_\_\_\_ Nicholas S. Zeppos  
 Director of Athletics \_\_\_\_\_ David Williams II

## TEAM INFORMATION

2017 Overall Record \_\_\_\_\_ 36-25-1  
 \_\_\_\_\_ Home: 21-11-1 Away: 10-12 Neutral: 5-2  
 SEC Record \_\_\_\_\_ 15-13-1  
 \_\_\_\_\_ Home: 8-5-1 Away: 7-8  
 Conference Finish \_\_\_\_\_ 3rd East, 6th Overall  
 Postseason \_\_\_\_\_ NCAA Corvallis Super Regional  
 Final Ranking: \_\_\_\_\_ 5 Polls 15 (CB), 15 (NCBWA),  
 \_\_\_\_\_ 16 (USA), 18 (BA), 19 (D1)  
 Returning Letterwinners \_\_\_\_\_ 18  
 Positional Starters Returning \_\_\_\_\_ 5  
 Starting Pitchers Returning \_\_\_\_\_ 3  
 Other Pitchers Returning \_\_\_\_\_ 5  
 Lettermen Lost \_\_\_\_\_ 12  
 \_\_\_\_\_ Professional Baseball \_\_\_\_\_ 8  
 Newcomers \_\_\_\_\_ 16

## COACHING STAFF

Head Coach \_\_\_\_\_ Tim Corbin  
 Alma Mater \_\_\_\_\_ Ohio Wesleyan, 1984  
 Career Record \_\_\_\_\_ 777-471-1 (.622/21st year)  
 Record at Vanderbilt \_\_\_\_\_ 671-333-1 (.668/16th year)  
 Assoc. Head Coach \_\_\_\_\_ Scott Brown  
 Alma Mater \_\_\_\_\_ SUNY-Cortland, 1999  
 Assistant Coach \_\_\_\_\_ Mike Baxter  
 Alma Mater \_\_\_\_\_ Vanderbilt, 2005  
 Volunteer Assistant Coach \_\_\_\_\_ David Macias  
 Alma Mater \_\_\_\_\_ Vanderbilt, 2008

## HISTORY

All-Time Record \_\_\_\_\_ 2,286-1,744-33 (120th year)  
 All-Time SEC Record \_\_\_\_\_ 703-910-10 (71st year)  
 SEC Titles \_\_\_\_\_ 6 (1973, '74, '80, '07, '11, '13)  
 SEC Tournament Titles \_\_\_\_\_ 4 (1973, '74, '80, '07)  
 All-time SEC Tournament Record \_\_\_\_\_ 47-36  
 NCAA Tournament Appearances \_\_\_\_\_ 16  
 \_\_\_\_\_ (1973, '74 '80, '04, '06, '07, '08,  
 \_\_\_\_\_ '09, '10, '11, '12, '13, '14, '15, '16, '17)  
 All-time NCAA Tournament Record \_\_\_\_\_ 54-36  
 NCAA Super Regional Appearances \_\_\_\_\_ 7  
 \_\_\_\_\_ (2004, '10, '11, '13, '14, '15, '17)  
 College World Series Appearances \_\_\_\_\_ 3  
 \_\_\_\_\_ (2011, '14, '15)  
 National Champions \_\_\_\_\_ 1 (2014)

## VANDY REPRESENTED ENTERING 2018 MLB SEASON

- ★ With the Major League Baseball season underway, Vanderbilt alums look to have another big impact at the highest level. In total, 15 former Vandy players received spring training invites including the 10 below who have made MLB appearances.

NAME (YEARS AT VU)	MLB TEAM	TIDBT
Pedro Alvarez (2006-08)	Baltimore Orioles	Last weekend vs. Baltimore: 4-for-7 (.571), 4 HRs, 5 R, 6 RBIs
Tyler Beede (2012-14)	San Francisco Giants	In two career MLB starts: 0-1, 8.22 ERA, 7.2 IP, 9 K
Walker Buehler	Los Angeles Dodgers	Saturday vs. San Francisco: Win, 5.0 IP, 6 H, 2 ER, 1 BB, 6 K
Ryan Flaherty (2006-08)	Atlanta Braves	Ranks 14th in the National League in batting average (.300)
Sonny Gray (2009-11)	New York Yankees	On Wednesday vs. Minnesota: Win, 4.2 IP, 6 H, 3 ER, 5 BB, 4 K
Mike Minor (2007-09)	Texas Rangers	On Friday vs. Toronto: Win, 6.0 IP, 9 H, 4 ER, 0 BB, 4 K
David Price (2005-07)	Boston Red Sox	In six starts: 2-3, 3.78 ERA, 33.1 IP, 30 H, 14 ER, 14 BB, 28 K
Dansby Swanson (2013-15)	Atlanta Braves	Tied for 11th in the National League in hits (31)
Drew VerHagen (2012)	Detroit Tigers	Has limited opponents to a .182 average in nine relief outings
Carson Fulmer (2013-15)	Chicago White Sox	Saturday vs. Kansas City: Win, 7.0 IP, 4 H, 0 ER, 3 BB, 3 K

## DORES IN THE PRO NOTES

- ★ At least one Dore has been drafted every year since 1991 with a total of 100 players signing professional contracts.  
 ★ Vanderbilt is one of only two universities in the nation to produce multiple No. 1 picks with David Price (2007) and Dansby Swanson (2015), joining Arizona State (Rick Monday - 1965, Floyd Bannister - 1968, Bob Horner - 1978).  
 ★ Under Corbin, Vanderbilt pro alums have earned **over \$62 million dollars** in signing bonuses.  
 ★ Since head coach **Tim Corbin** arrived in 2003, every Vanderbilt starting catcher has been selected in the MLB Draft.  
 ★ The Dore have had at least one MLB first round selection on the mound every year in the **Tim Corbin** era.  
 ★ Eighty-nine pitchers have been selected in the MLB Draft, including 55 during the **Tim Corbin** era (since 2003).  
 ★ Vanderbilt leads the SEC with nine players drafted in the first round over the last decade. The second-closest in that span is Florida and LSU who each have five.  
 ★ A total of 145 Commodores have been selected all-time in the MLB Draft including 73 in the first 10 rounds.

## HONORING NO. 41 DONNY EVERETT

- ★ Vanderbilt continues to honor the memory of **Donny Everett**, who tragically passed away in a drowning accident the day before the Commodores opened the 2016 NCAA Nashville Regional.  
 ★ The Donny Everett Scholarship was established during the 2016 school year. Everett's memory lives on with the display of No. 41 on the field and with the No. 41 flag among the major league players in right field.  
 ★ Everett was the 2015 Tennessee Gatorade Player of the Year and one of the highest-rated players in the nation to attend college. He turned down the Milwaukee Brewers as a 29th round draft pick to join Vanderbilt.

## TOUGH TESTS ABUNDANT IN 2018

- ★ Vanderbilt plays 12 teams that reached the 2017 NCAA Tournament for a total of 22 games, including Auburn (3), Florida (3), Houston, Kentucky (3), LSU (3), Long Beach State, Louisville, Mississippi State (3), Sam Houston State, TCU, Tennessee Tech and UCLA. Of the 12 teams, eight reached the NCAA Super Regionals.  
 ★ The schedule also includes 18 games against squads that racked up 40-plus victories a season ago:

2018 Opponent	'17 Record	NCAA Round	'18 Result (7-6)
Florida (3)	52-19	CWS Champions	Loss, 8-4; Loss, 10-2; Loss 8-2
Houston (1)	42-21	Regional	Win, 9-4
Kentucky (3)	43-23	Super Regional	
Long Beach State (1)	42-20-1	Super Regional	Loss, 4-3
Louisville (1)	53-12	CWS	
LSU (3)	52-20	CWS Finals	Win, 4-2; Loss, 6-2; Win 1-0 (7 inn)
Mississippi State (3)	40-27	Super Regional	Win, 5-0; Win, 10-1; Win, 4-3
Sam Houston State (1)	44-23	Super Regional	Loss, 7-6 (10 inn)
TCU (1)	50-18	CWS	Win, 7-4
Tennessee Tech (1)	41-21	Regional	

## VANDY SLATED FOR 12 NATIONAL TV APPEARANCES

- ★ Vanderbilt will not be hard to find this season as the Commodores will be televised nationally 12 times on the ESPN family of networks. Another 28 matchups will be streamed via the SEC Network+.

March 16	at Mississippi State	6 p.m.	SECN	Win, 5-0
March 23	LSU	8 p.m.	ESPNU	Win, 4-2
March 24	LSU	7:30 p.m.	ESPNU	Loss, 6-2
March 25	LSU	12 p.m.	ESPN2	Win, 1-0
March 31	at Florida	11 a.m.	ESPNU	Loss, 10-2
April 1	at Florida	11 a.m.	SECN	Loss, 8-2
April 5	Georgia	6 p.m.	ESPNU	Loss, 3-2
April 15	Ole Miss	12 p.m.	ESPNU	Win, 8-7 (8 inn)
April 15	Ole Miss	4 p.m.	ESPNU	Win, 8-7 (7 inn)
April 19	at Missouri	7 p.m.	ESPNU	Loss, 2-1
May 1	Louisville	6 p.m.	SECN	
May 13	at Tennessee	11 a.m.	SECN	

## WEEKEND REVIEW: DORES DROP SERIES TO SOUTH CAROLINA

- ★ **April 27, 2018** - Vanderbilt produced seven runs in the first three innings only to see South Carolina go into overdrive, sparking an 8-7 comeback victory behind six runs in the sixth inning on Friday night at Hawkins Field.
- ★ **April 28, 2018** - Vanderbilt pounded six runs across in the second inning and never looked back, defeating South Carolina, 8-1 to even the series. The Dores batted around in the second as the first six batters reached to spark Vandy's highest single-inning output since March 17 at Mississippi State. The Dores struck for six hits in the frame including two-run singles from **Julian Infante** and **Philip Clarke**.
- ★ **April 29, 2018** - Vanderbilt saw multi-run leads slip away twice as South Carolina upended the Commodores, 10-9 to clinch the series on Sunday afternoon. The Gamecocks erased deficits of four and three runs before using a one-out sacrifice fly in the top of the ninth to put VU away and hand the Dores their first home series loss of the season.

## COMMODORES PACE THE SEC SINCE 2006

- ★ Vanderbilt has paced the Southeastern Conference in several categories since the start of the 2006 season. During that span, the Commodores rank first in overall wins (564) and NCAA Tournament wins (48). Vandy is tied with Florida and South Carolina for a league-leading six NCAA Super Regional appearances since 2006.

Rank	Team	Overall Wins	Rank	Team	NCAA Tournament Wins
1.	Vanderbilt	564	1.	Vanderbilt	48
2.	LSU	518	t-2.	Florida	46
3.	South Carolina	514	t-2.	LSU	46
4.	Florida	489	4.	South Carolina	45
5.	Arkansas	460	5.	Mississippi State	24

## NOTABLE SUCCESS FROM 2007-17

- ★ The Commodores reined in a new era of dominance in 2007, posting a 54-13 record and impressive 22-8 mark in SEC play. The 2007 team set a school record for wins (54) while winning the SEC regular season and tournament titles. Below is a look at a pair of notable categories since the start of that season.

Rank	Team	First-Round Draft Picks	Rank	Team	College World Series
1.	Vanderbilt	9	1.	Florida	4
t-2.	Florida	5	t-2.	Vanderbilt	3
t-2.	LSU	5	t-2.	LSU	3
4.	Arkansas	4	t-2.	South Carolina	3
5.	Tennessee	3	t-2.	Arkansas	3

## UP NEXT IN THE SEC: DORES VISIT AUBURN

- ★ Vanderbilt visits Auburn, getting the eighth weekend of SEC play underway next Friday.
- ★ The Tigers own a 93-61-1 advantage all-time, although the Dores have won six consecutive series and five-straight games.
- ★ Since head coach **Tim Corbin** arrived to Vandy in 2003, Vandy boasts a 25-9 lead in the series.
- ★ The Dores have won three consecutive series at Auburn including 2-of-3 during the last visit in 2015.

## TREND SETTERS

- ★ Vanderbilt has displayed a consistent ability on the base paths and striking out hitters. The Commodores are first in both stolen bases and strikeouts per nine innings this season. Vandy has finished first or second in the league four times over the last six years in stolen bases while leading the SEC in strikeouts-per-nine-innings twice in the last four years.

Year	SEC Rank	Stolen Bases	Year	SEC Rank	Strikeouts per Nine Inn.
2018	1st	83	2018	1st	9.9
2017	7th	54	2017	8th	8.8
2016	3rd	88	2016	3rd	9.7
2015	2nd	106	2015	1st	9.6
2014	1st	120	2014	1st	8.9
2013	1st	139	2013	2nd	7.9
2012	2nd	92	2012	8th	7.4

## SEC TEAM LEADERBOARD

## BATTING AVERAGE

1.	Arkansas	.310
2.	Kentucky	.302
3.	Ole Miss	.301
4.	Texas A&M	.290
5.	Florida	.289
6.	LSU	.288
7.	Georgia	.286
8.	Auburn	.279
9.	South Carolina	.275
10.	Mississippi State	.271
11.	Missouri	.269
12.	Vanderbilt	.266
13.	Tennessee	.257
14.	Alabama	.255

## EARNED RUN AVERAGE

1.	Texas A&M	3.10
2.	Florida	3.21
3.	Arkansas	3.42
4.	Missouri	3.43
5.	Ole Miss	3.57
6.	Georgia	3.61
7.	Vanderbilt	3.77
8.	Mississippi State	3.84
9.	Alabama	3.90
10.	Auburn	4.05
11.	South Carolina	4.28
12.	LSU	4.56
13.	Tennessee	4.66
14.	Kentucky	5.27

## FIELDING PERCENTAGE

1.	Vanderbilt	.982
2.	Missouri	.982
3.	Florida	.981
4.	Ole Miss	.981
5.	LSU	.979
6.	South Carolina	.979
7.	Georgia	.978
8.	Kentucky	.975
9.	Auburn	.974
10.	Arkansas	.974
11.	Texas A&M	.973
12.	Mississippi State	.972
13.	Alabama	.971
14.	Tennessee	.970

## 2018 SEC STANDINGS

SEC - EAST	SEC	PCT.	GB	ALL	PCT.
Florida	16-5	0.762	-	36-10	0.783
Georgia	12-9	0.571	4.0	30-14	0.682
South Carolina	11-10	0.524	5.0	26-18	0.591
<b>Vanderbilt</b>	<b>11-10</b>	<b>0.524</b>	<b>5.0</b>	<b>25-18</b>	<b>0.581</b>
Kentucky	10-11	0.476	6.0	29-15	0.659
Missouri	9-12	0.429	7.0	29-15	0.659
Tennessee	8-13	0.381	8.0	25-21	0.543

SEC - WEST	SEC	PCT.	GB	ALL	PCT.
Arkansas	13-8	0.619	-	32-13	0.711
Ole Miss	12-9	0.571	1.0	34-11	0.756
Texas A&M	11-10	0.524	2.0	32-12	0.727
Auburn	10-11	0.476	3.0	31-14	0.689
LSU	10-11	0.476	3.0	26-19	0.578
Mississippi State	9-12	0.429	4.0	24-21	0.533
Alabama	5-16	0.238	8.0	23-23	0.500

## SEC MIDWEEK SCHEDULE

(ALL TIMES CENTRAL)

## TUESDAY, MAY 1

Morehead State at Tennessee \_\_\_\_\_ 5:30 p.m.  
 Louisville at Vanderbilt \_\_\_\_\_ 6:00 p.m.  
 Prairie View A&M at Texas A&M \_\_\_\_\_ 6:30 p.m.

## WEDNESDAY, MAY 2

Arkansas-Pine Bluff at Ole Miss \_\_\_\_\_ 6:30 p.m.

## SEC PLAYERS OF THE WEEK

(VANDERBILT PLAYERS)

## 2018 SEASON

April 16, 2018 \_\_\_\_\_ Freshman \_\_\_\_\_ Austin Martin  
 March 26, 2018 \_\_\_\_\_ Pitcher \_\_\_\_\_ Mason Hickman  
 March 12, 2018 \_\_\_\_\_ Freshman \_\_\_\_\_ Jayson Gonzalez

## TUESDAY PROBABLE STARTER



## #39 JAKE EDER

★ Freshman ★ LHP ★ 6-4 ★ 210

★ Ocean Ridge, Fla. ★ Calvary Christian Academy

★ **LAST START:** April 10, 2018 vs. Western Kentucky - ND, 2.0 IP, 1 H, 0 R, 0 ER, 3 BB, 3 K★ **2018 SEASON:** 1-3, 3.82 ERA, 8 GS, 9 APP, 30.2 IP, 21 H, 14 R, 13 ER, 14 BB, 35 K★ **CAREER:** Same

## THOUGHTS FROM HEAD COACH TIM CORBIN

"When you see Jake throw, it doesn't take long to realize he has a bright future on the mound. Maturity, time and investment will dictate his progression through our program. Jake is certainly very serious about what he is doing... when he is training, he is single-minded and very deliberate."

## TODAY'S START:

... is making his ninth collegiate start and first since April 10  
 ... is searching for his second victory and first since Feb. 21  
 ... is making his fifth home start and second appearance in as many games  
 ... has limited opponents to a .103 average (3-for-29) with RISP  
 ... has limited opponents to a .214 average (9-for-42) with runners aboard

## 2018 SEASON

... is one of two Vanderbilt freshman hurlers to make a start this season  
 ... has limited opponents to a .193 batting average in 30.2 innings  
 ... did not allow a hit in five innings at Long Beach State on March 7  
 ... struck out a season-high seven batters at Long Beach on March 7  
 ... saddled with the no decision against Indiana State on Feb. 28  
 ... earned the win in his collegiate debut on Feb. 21 vs. Presbyterian  
 ... held Presbyterian to one hit in four scoreless innings on Feb. 21

## HIGH SCHOOL

... lettered three years at Delray Beach Atlantic and one year at Calvary Christian Academy under coach Alan Kunkel  
 ... helped the Eagles to the Class 4A Florida State semifinals as a senior  
 ... helped Eagles to the Florida Class 8A Regional Finals as a junior  
 ... during junior season was named an Under Armour All-American  
 ... was named a MaxPreps Top 50 Junior in the country as a junior



## SEASON/CAREER HIGHS

Innings Pitched: 5.0, 3x, last at MTSU (4/3/18)  
 Strikeouts: 7, at Long Beach State (3/7/18)  
 Hits Allowed: 6, 2x, last at MTSU (4/3/18)  
 Walks Allowed: 4, at Long Beach State (3/7/18)  
 Runs Allowed: 4, vs. Indiana State (2/28/18)  
 Pitches: 92, at MTSU (4/3/18)

## CAREER STATS

YEAR	ERA	W-L	APP	GS	CG	SHO	SV	IP	H	R	ER	BB	SO	2B	3B	HR	BF	BAvg	WP	HBP	BK	SFA	SHA
2018	3.82	1-3	9	8	0	0/0	0	30.2	21	14	13	14	35	4	0	4	127	.193	2	1	0	1	2
<b>TOTAL</b>	<b>3.82</b>	<b>1-3</b>	<b>9</b>	<b>8</b>	<b>0</b>	<b>0/0</b>	<b>0</b>	<b>30.2</b>	<b>21</b>	<b>14</b>	<b>13</b>	<b>14</b>	<b>35</b>	<b>4</b>	<b>0</b>	<b>4</b>	<b>127</b>	<b>.193</b>	<b>2</b>	<b>1</b>	<b>0</b>	<b>1</b>	<b>2</b>

## 2018 GAME-BY-GAME STATS

Date	OPPONENT	GS	IP	H	R	ER	BB	SO	2B	3B	HR	WP	BK	HBP	IBB	Final	W-L	SV	ERA	NP
Feb 21	PRESBYTERIAN	*	4.0	1	0	0	0	4	0	0	0	0	0	1	0	15-2	1-0	0	0.00	45
Feb 28	INDIANA STATE	*	5.0	3	4	4	1	5	0	0	2	0	0	0	0	8-5	1-0	0	4.00	72
Mar 07	Long Beach State	*	5.0	0	0	0	4	7	0	0	0	0	0	0	0	3-4	1-0	0	2.57	76
Mar 14	EASTERN KY.	*	1.0	1	2	1	1	1	0	0	0	0	0	0	0	5-6	1-1	0	3.00	19
Mar 21	vs. Belmont	*	4.1	2	2	2	2	4	2	0	0	1	0	0	0	5-8	1-2	0	3.26	75
Mar 27	vs. Lipscomb	*	4.1	6	3	3	0	5	1	0	1	0	0	0	0	1-5	1-3	0	3.80	69
Apr 03	at MTSU	*	5.0	6	3	3	3	6	0	0	1	1	0	0	0	3-4	1-3	0	4.08	92
Apr 10	WESTERN KY.	*	2.0	1	0	0	3	3	0	0	0	0	0	0	0	3-2	1-3	0	3.82	37
Apr 29	SOUTH CAROLINA		0.0	1	0	0	0	0	1	0	0	0	0	0	0	9-10	1-3	0	3.82	3
<b>Totals</b>		<b>8</b>	<b>30.2</b>	<b>21</b>	<b>14</b>	<b>13</b>	<b>14</b>	<b>35</b>	<b>4</b>	<b>0</b>	<b>4</b>	<b>2</b>	<b>0</b>	<b>1</b>	<b>0</b>	<b>52-46</b>	<b>1-3</b>	<b>0</b>	<b>3.82</b>	<b>--</b>

**DORES RANKED TOP 10 PRESEASON ONCE AGAIN**

- ★ For an eighth-straight season, Vanderbilt was situated in the Top 10 rankings during the preseason. The Commodores are currently ranked in all six polls including as high as No. 15 by Collegiate Baseball Newspaper.
- ★ The preseason rankings follow the Commodores' fourth NCAA Super Regional appearance in five seasons a year ago. Vandy concluded 2017 ranked as high as No. 6 per Baseball America.

**WHAT'S BACK IN 2018: OFFENSE**

- ★ The Dorens bring back five position players who started at least 50 percent of the games (31 of 62) for last season's NCAA Super Regional team — **Julian Infante** (62), **JJ Bleday** (48), **Ethan Paul** (52), **Connor Kaiser** (59) and **Stephen Scott** (31). Players **Harrison Ray** (17) and **Alonzo Jones** (25) started at least 10.

Category	'18 Ret.	'17 Total	Pct. Back
Runs Batted In	176	379	46.4%
Doubles	60	114	52.6%
Triples	6	17	35.2%
Home Runs	22	51	43.1%
Hits	299	599	49.9%
At Bats	1158	2141	54.0%
Runs	213	409	52.0%
Stolen bases	17	54	31.4%

**WHAT'S BACK IN 2018: PITCHING**

- ★ The Commodores bring back seven pitchers with experience from last season. Four pitchers logged starts on the mound in 2017 — **Patrick Raby** (16), **Drake Fellows** (10), **Chandler Day** (12) and **Maddux Conger** (3).

Category	'18 Ret.	'17 Total	Pct. Back
Appearances	116	213	54.4%
Victories	25	36	69.4%
Starts	41	62	66.1%
Strikeouts	307	544	56.4%
Innings Pitched	326.1	558.2	58.4%
Saves	1	12	8.3%

**VANDERBILT IN NATIONAL RANKINGS**

DATE	BA	NCBWA	CB	USA	D1	PG
PS	18	15	6	10	14	NR
Feb. 19	18	11	6	10	13	23
Feb. 26	18	10	5	10	12	17
Mar. 5	21	14	10	14	15	19
Mar. 12	14	14	11	13	13	15
Mar. 19	9	8	5	7	8	11
Mar. 26	8	9	4	8	8	10
Apr. 2	14	16	17	16	15	15
Apr. 9	14	16	20	16	15	15
Apr. 16	6	11	9	12	10	11
Apr. 23	11	17	12	17	17	13
Apr. 30	17	24	15	21	23	18
May 7						
May 14						

**NATIONAL POLLS**

BA \_\_\_\_\_ Baseball America  
 CB \_\_\_\_\_ Collegiate Baseball  
 NCBWA \_\_\_\_\_ National Collegiate Baseball Writers Association  
 USA \_\_\_\_\_ USA Today Coaches  
 PG \_\_\_\_\_ Perfect Game  
 D1 \_\_\_\_\_ D1Baseball.com

**HIGHEST RANKING THIS SEASON**

Poll \_\_\_\_\_ Date \_\_\_\_\_ Ranking \_\_\_\_\_  
 Collegiate Baseball \_\_\_\_\_ March 26 \_\_\_\_\_ 4

**NATIONAL RANKINGS**

BASEBALL AMERICA (April 30)	COLLEGIATE BASEBALL (April 30)	NCBWA (April 30)	USA TODAY COACHES (April 30)	PERFECT GAME (April 30)	D1BASEBALL (April 30)
1. Florida	1. Stanford	1. Stanford	1. Florida	1. Florida	1. Florida
2. Stanford	2. Florida	2. Florida	2. Stanford	2. Stanford	2. Stanford
3. Ole Miss	3. UCLA	3. Oregon State	3. Oregon State	3. Oregon State	3. Oregon State
4. Arkansas	4. North Carolina	4. Arkansas	4. Arkansas	4. Ole Miss	4. Ole Miss
5. North Carolina	5. Oregon State	5. North Carolina	5. Ole Miss	5. NC State	5. Arkansas
6. Oregon State	6. Arkansas	6. UCLA	6. North Carolina	6. Clemson	6. North Carolina
7. NC State	7. NC State	7. Ole Miss	7. UCLA	7. Arkansas	7. UCLA
8. UCLA	8. Clemson	8. Clemson	8. Texas Tech	8. Texas Tech	8. NC State
9. Texas Tech	9. Duke	9. Texas Tech	9. Clemson	9. UCLA	9. Texas Tech
10. Clemson	10. Georgia	10. NC State	10. NC State	10. Southern Miss	10. Clemson
11. Duke	11. Ole Miss	11. Kentucky	11. Southern Miss	11. North Carolina	11. Southern Miss
12. Kentucky	12. Oklahoma State	12. Southern Miss	12. Duke	12. Indiana	12. East Carolina
13. Southern Miss	13. Michigan	13. Duke	13. Kentucky	13. Kentucky	13. Duke
14. East Carolina	14. South Carolina	14. East Carolina	14. East Carolina	14. Duke	14. Kentucky
15. Coastal Carolina	15. <b>Vanderbilt</b>	15. Florida State	15. Florida State	15. East Carolina	15. Indiana
16. Florida State	16. Texas Tech	16. Coastal Carolina	16. Coastal Carolina	16. Florida State	16. Florida State
17. <b>Vanderbilt</b>	17. Southern Miss	17. Indiana	17. Indiana	17. Texas A&M	17. Oklahoma State
18. Indiana	18. Texas	18. Texas A&M	18. Texas A&M	18. <b>Vanderbilt</b>	18. Coastal Carolina
19. Oklahoma State	19. Houston	19. Oklahoma State	19. Oklahoma State	19. Minnesota	19. UCONN
20. Texas	20. St. John's	20. Texas	20. Georgia	20. Auburn	20. Minnesota
21. Houston	21. Tennessee Tech	21. Georgia	21. <b>Vanderbilt</b>	21. Oklahoma State	21. Texas A&M
22. Minnesota	22. Texas A&M	22. Minnesota	22. Minnesota	22. South Florida	22. South Florida
23. South Florida	23. Minnesota	23. Tennessee Tech	23. UCONN	23. Coastal Carolina	23. <b>Vanderbilt</b>
24. Georgia	24. Coastal Carolina	24. <b>Vanderbilt</b>	24. Texas	24. Jacksonville	24. Texas
25. Tennessee Tech	25. East Carolina	25. UCONN	25. Tennessee Tech	25. Texas	25. Tennessee Tech
	26. Florida State	26. South Florida			
	27. Oklahoma	27. Auburn			
	28. Auburn	28. Florida Atlantic			
	29. Louisville	29. Houston			
	30. Stetson	30. Stenson			





## HAWKINS FIELD

### TOP-10 ATTENDANCE MARKS - SINGLE GAME

	Attendance	Opponent	Date
1.	3,700	Tennessee	May 16, 2009
		Tennessee	May 15, 2009
		Florida	April 4, 2009
4.	3,693	Arkansas	May 22, 2010
5.	3,645	Tennessee	April 29, 2011
6.	3,626	24 games - most recent listed	
		Florida	April 15, 2017
		Florida	April 14, 2017
		Auburn	May 21, 2016
		Kentucky	April 17, 2016
		Kentucky	April 16, 2016
		South Carolina	April 2, 2016

### TOP 3-GAME SERIES ATTENDANCE

	Attendance	Opponent	Dates
1.	10,878	Florida	May 7-9, 2015
		Stanford*	June 6-8, 2014
3.	10,661	Tennessee	March 27-29, 2015
4.	10,640	Kentucky	April 15-17, 2016
5.	10,636	South Carolina	March 31-April 2, 2016
6.	10,582	Mississippi State	March 18-20, 2016
7.	10,528	Georgia	April 29-May 1, 2016
8.	10,400	Florida	April 13-15, 2017
9.	10,338	Tennessee	May 14-16, 2009
10.	10,277	Ole Miss	April 9-11, 2015

^ - NCAA Regional \* - NCAA Super Regional

### HAWKINS FIELD FACTS

- ★ Officially dedicated April 27, 2002
- ★ Capacity (3,626) – 2,200 chairback seats; 1,426 bleacher seats
- ★ Dimensions: LF-310; CF-400; RF-330; Alleys-375
- ★ Since 2007 Vanderbilt is 323-96-1 (.770) at Hawkins Field.
- ★ There have been 110 total sellouts in the stadium's history.
- ★ .734 all-time VU winning percentage (430-155-1) at The Hawk.

### YEARLY ATTENDANCE - NCAA RANKINGS

YEAR	DATES	TOTAL	RANK	AVERAGE
2014	40	112,426	23rd	2,811
2015	32	91,144	21st	2,848
2016	36	110,239	17th	3,062
2017	33	92,286	24th	2,797

### MISCELLANEOUS RECORDS

- ★ Most Wins in a Season \_\_\_\_\_ 34 (2007, 2013)
- ★ Longest Win Streak \_\_\_\_\_ 15 games (2/18-3/16/07)
- ★ Longest Game (Time) \_\_\_\_\_ 5:33 vs. Louisville (5/11/10)
- ★ Longest Game (Innings) \_\_\_\_\_ 17.0 vs. Louisville (5/11/10)

### A BRIEF RUN DOWN: HAWKINS FIELD

Hawkins Field serves as the home of the Vanderbilt Commodores and with recently completed facilities it stands as one of the top college baseball parks in the country. Now in its 16th season of existence, greets fans with chairback seats close to the field of play with bleacher seating in the outfield.

Nestled alongside Vanderbilt Stadium and Memorial Gymnasium on the west end of campus, the ballpark was constructed as the Commodores' first baseball-only facility in school history. It was built near the exact location of McGugin Field, which served as baseball's home field for 76 years and part-time football practice field.





## THE TIM CORBIN FILE

## Personal

Tim Carter Corbin

Born: Aug. 5, 1961, at Wolfeboro, N.H.

Hometown: Wolfeboro, N.H.

Family: Maggie (wife), daughters Molly and Hannah

## Education

Ohio Wesleyan

Master of Arts in Athletic Administration, 1986

Bachelor of Arts in Physical Education, 1984

## Playing Experience

Ohio Wesleyan

Four-year letterman as an infielder and catcher

## Coaching Experience

Vanderbilt Commodores

Head Coach (2003-present)

671-333-1 record (.668)

Highest winning % all-time among VU coaches

All-time winningest coach in program history

2014 College World Series Champions

2014 national coach of the year

2015 College World Series Runner-Up

Three CWS Appearances (2011, 2014, 2015)

12-Straight NCAA Tournament appearances

Record-setting 26 SEC wins in 2013

55 pitchers taken in MLB Draft during Corbin era

15 First-Round MLB Draft picks in Corbin era

D1Baseball.com's No. 1 program in 2015

D1Baseball.com's No. 2 program in 2017

2007 SEC regular season and tournament champs

Three SEC regular season titles (2007, 2011, 2013)

## Clemson Tigers

Associate Head Coach (2001-02)

Assistant Head Coach (1998-01)

Assistant Coach (1994-98)

Fourth-winningest program nationally from 1994-02

Nine NCAA Tournament appearances

Four CWS appearances (1995, 1996, 2000, 2002)

Recruited nine-straight top-25 Classes

20 players earned All-America status

## Presbyterian Blue Hose

Head Coach (1988-93)

Led restart of dormant program

Led transition from NAIA to NCAA Division II

106-138 overall record

## Wofford

Assistant Coach (1987)

## Ohio State Buckeyes

Graduate Assistant Coach (1985-86)



In his 16th season at Vanderbilt, Tim Corbin has transformed Vanderbilt into one of the national powers of college baseball and taken the program to unprecedented success winning the school's first-ever men's national title in 2014.

Corbin's owns a 671-333-1 (.668) at Vanderbilt and became the program's all-time winningest coach on March 4. He is also first in winning percentage for coaches with 100 games or more.

Under Corbin, Vanderbilt boasts the Southeastern Conference's longest streak of consecutive NCAA Tournament appearances at 12. The Does have advanced to a Super Regional in four of the last five years.

In 2015, Vanderbilt returned to the College World Series for the third time in five years with team's fourth 50-win season in the last four making it back to the CWS Finals before losing in three games to Virginia. The Does captured the SEC East with a 20-10 mark.

The 2014 Commodores topped Virginia in the College World Series finals in three games to claim the title in just the Does' second trip to Omaha. For the third time in four years Vandy hosted NCAA Regionals and Super Regionals, topping Oregon in the Regional final and Stanford in the Super Regionals.

Vanderbilt's 2013 team was one for the ages as the Commodores matched the school record with a 54-12 record and smashed the SEC record with a 26-3 mark to win the league title.

Year	Overall	Conf.	Place	Home	Road	Neutral	SEC Tourn	NCAA
2003	27-28	14-16	T-6th	19-10	6-14	2-4	0-2	--
2004	45-19	16-14	7th	28-5	11-11	6-3	3-1	3-2
2005	34-21	13-17	8th	23-12	11-9	0-0	--	--
2006	38-27	16-14	6th	23-12	10-11	5-4	3-2	2-2
2007	54-13	22-8	1st	34-4	12-8	8-1	5-1	3-2
2008	41-22	15-14	T-4th	22-9	12-9	7-4	3-2	1-2
2009	37-27	12-17	8th	22-11	10-14	5-3	3-1	3-2
2010	46-20	16-12	5th	27-6	13-11	6-3	1-2	5-3
2011	54-12	22-8	T-1st	33-4	16-5	5-3	3-1	7-2
2012	35-28	16-14	T-5th	22-12	7-13	6-3	5-1	2-2
2013	54-12	26-3	1st	34-7	17-3	3-2	3-2	3-3
2014	51-21	17-13	6th	31-10	13-7	7-4	1-2	10-3
2015	51-21	20-10	2nd	28-8	15-7	8-6	3-2	9-2
2016	43-19	18-12	6th	31-7	9-10	3-2	2-2	0-2
2017	36-25-1	15-13-1	6th	21-11-1	10-12	5-2	0-1	3-3
2018	25-18	11-10	--	18-7	5-7	2-4	--	--
<b>Career</b>	<b>671-333-1</b>	<b>269-195-1</b>	<b>--</b>	<b>416-135-1</b>	<b>177-151</b>	<b>78-48</b>	<b>35-22</b>	<b>51-30</b>

## ASSISTANT COACHES



**SCOTT BROWN**  
Assoc. Head Coach



**MIKE BAXTER**  
Assistant Coach



**DAVID MACIAS**  
Volunteer Assistant

## 2018 BATTER NOTES

## 9 ★ Garrett Blaylock ★ Freshman

IF ★ T.C. Roberson HS ★ Asheville, N.C.

## HITTING CAREER HIGHS

Hits: \_\_\_\_\_ 1, 3x, last vs. Austin Peay (2/27/18)  
 Runs: \_\_\_\_\_ 2, vs. Presbyterian (2/21/18)  
 RBI: \_\_\_\_\_ 2, vs. UMass-Lowell (2/23/18)  
 Walks: \_\_\_\_\_  
 HRs: \_\_\_\_\_  
 Strikeouts: \_\_\_\_\_ 1, 4x, last at Florida (3/31/18)  
 Stolen Bases: \_\_\_\_\_

## NOTES

- ★ Has appeared in 11 games off the bench including six pinch-hitting roles
- ★ Last appearance was April 5 against Georgia as a pinch runner
- ★ Is batting .300 (3-for-10) with three runs and four RBIs in 11 games
- ★ Is batting .429 (3-for-7) with runners in scoring position
- ★ Drove in a season-high two runs in a 1-for-1 performance vs. UMass-Lowell on Feb. 23
- ★ Lettered four years at T.C. Roberson High School
- ★ Helped the Rams to a North Carolina State Championship as a senior
- ★ State championship MVP and Co-Conference Player of the Year as a senior

## 51 ★ JJ Bleday ★ Sophomore

OF ★ A. Crawford Mosley HS ★ Panama City Beach, Fla.

## HITTING CAREER HIGHS

Hits: \_\_\_\_\_ 3, 4x, last vs. Eastern Kentucky (3/14/18)  
 Runs: \_\_\_\_\_ 2, 4x, last at Clemson (6/5/17)  
 RBI: \_\_\_\_\_ 3, 3x, last vs. St. Mary's (3/10/17)  
 Walks: \_\_\_\_\_ 3, 2x, last vs. Belmont (3/21/18)  
 HRs: \_\_\_\_\_ 1, 5x, last vs. Houston (3/4/18)  
 Strikeouts: \_\_\_\_\_ 2, 7x, last vs. LSU (3/25/18)  
 Stolen Bases: \_\_\_\_\_ 1, at Mississippi State (3/17/18)

## NOTES

- ★ Has not appeared in a game since March 27 against Lipscomb due to injury
- ★ Has posted a .372 batting average (29-for-78) in 24 games including 21 starts
- ★ Has reached base in 13-straight games dating to March 4 vs. Houston
- ★ Has scored 14 runs and drawn 13 walks
- ★ Boasts nine multi-hit games including seven in the last 14 outings
- ★ Started 48 games and made 51 appearances as a freshman in 2017
- ★ Racked up 56 total bases and drove in 22 RBIs while batting .256 in 2017
- ★ Third team All-American by Rawlings-Perfect Game at A. Crawford Mosley H.S.
- ★ Lettered four years in baseball, two years in golf and two in swimming
- ★ Names 'speaking Russian' as his oddest talent

## 5 ★ Philip Clarke ★ Freshman

C ★ Christ Presbyterian Academy ★ Franklin, Tenn.

## HITTING CAREER HIGHS

Hits: \_\_\_\_\_ 3, 2x, last vs. Georgia (4/5/18)  
 Runs: \_\_\_\_\_ 2, 3x, last vs. Ole Miss (4/15/18)  
 RBI: \_\_\_\_\_ 3, 4x, last vs. Ole Miss (4/15/18)  
 Walks: \_\_\_\_\_ 4, vs. UMass-Lowell (2/23/18)  
 HRs: \_\_\_\_\_ 1, 2x, last at Florida (3/30/18)  
 Strikeouts: \_\_\_\_\_ 2, 3x, last at Mississippi State (3/17/18)  
 Stolen Bases: \_\_\_\_\_ 2, vs. UMass-Lowell (2/25/18)

## NOTES

- ★ **SUNDAY VS. SOUTH CAROLINA:** 1-for-4 with one run and a strikeout
- ★ Has appeared in 38 games including 29 starts with 13 of the last 14 at designated hitter
- ★ Boasts 10 multi-hit games and has registered at least one hit in 27 games
- ★ Has recorded a hit in 14 of his last 18 games and reached base in 10 of 11 outings
- ★ Named No. 36 in SEC among D1Baseball.com's top prospects for the 2019 draft
- ★ Lettered four years at Christ Presbyterian Academy in Franklin, Tenn.
- ★ Helped lead the Lions to a runner-up finish in the Tennessee state tournament
- ★ Tennessean Baseball Player of the Year and 2017 Class AA Mr. Baseball as a senior
- ★ Team Tennessee member with teammates Aaron Brown and Mason Hickman in 2016
- ★ Says if he wasn't playing baseball he would be an astronaut

## 3 ★ Cooper Davis ★ Freshman

OF ★ St. Aloysius Gonzaga HS ★ Mississauga, Ontario

## HITTING CAREER HIGHS

Hits: \_\_\_\_\_ 1, 2x, last vs. Georgia (4/7/18)  
 Runs: \_\_\_\_\_ 1, 3x, last vs. Georgia (4/7/18)  
 RBI: \_\_\_\_\_ 1, 4x, last vs. Ole Miss (4/13/18)  
 Walks: \_\_\_\_\_ 1, 2x, last vs. Georgia (4/5/18)  
 HRs: \_\_\_\_\_  
 Strikeouts: \_\_\_\_\_ 1, vs. Georgia (4/7/18)  
 Stolen Bases: \_\_\_\_\_ 1, vs. Georgia (4/7/18)

## NOTES

- ★ Grounded out in lone pinch-hit at bat last Friday vs. South Carolina
- ★ Has made three starts -- all coming since April 5 vs. Georgia
- ★ Has driven in four runs in seven games
- ★ Stole first-career base and went 1-for-3 with one run on April 7 vs. Georgia
- ★ Went 1-for-2 with one run in collegiate debut on Feb. 21 against Presbyterian
- ★ Lettered four years at St. Aloysius Gonzaga in Mississauga, Ontario
- ★ Named Perfect Game Canada/Puerto Rico Region High School Senior first-team
- ★ Played for the Canadian Jr. National U18 Team in 2017

**18 ★ Pat DeMarco ★ Freshman**

OF ★ Winder-Barrow HS ★ Staten Island, N.Y.

**HITTING CAREER HIGHS**

Hits: \_\_\_\_\_ 3, 3x, last vs. Presbyterian (2/20/18)  
 Runs: \_\_\_\_\_ 3, vs. Austin Peay (2/27/18)  
 RBI: \_\_\_\_\_ 4, vs. Houston (3/4/18)  
 Walks: \_\_\_\_\_ 2, 2x, last vs. Georgia (4/7/18)  
 HRs: \_\_\_\_\_ 1, 5x, last vs. South Carolina (4/27/18)  
 Strikeouts: \_\_\_\_\_ 3, 2x, last at Florida (3/30/18)  
 Stolen Bases: \_\_\_\_\_ 2, vs. South Carolina (4/28/18)

**NOTES**

- ★ **SUNDAY VS. SOUTH CAROLINA:** 3-for-5 with two runs and an RBI
- ★ Leads Vanderbilt with 17-multi-hit games and is third with nine multi-RBI games
- ★ Batting team-leading .379 (36-for-95) with 27 runs and 18 RBIs in 25 home games
- ★ Has started all 43 games in the outfield for the Commodores
- ★ Team leader in total bases (81) and hits (51) and is second in RBIs (28)
- ★ Batting .337 (28-for-83) with runners aboard
- ★ Has recorded at least one hit in 11 of his last 13 games
- ★ Named No. 35 in SEC among D1Baseball.com's top prospects for the 2019 draft
- ★ Moved from New York to Georgia in high school to focus on year-round baseball
- ★ High school All-American and Georgia Player of the Year at Winder-Barrow H.S.
- ★ Father played baseball for two years at St. John's University

**20 ★ Ty Duvall ★ Sophomore**

C ★ Lebanon HS ★ Lebanon, Ohio

**HITTING CAREER HIGHS**

Hits: \_\_\_\_\_ 3, vs. Western Kentucky (3/14/17)  
 Runs: \_\_\_\_\_ 2, vs. South Carolina (4/27/18)  
 RBI: \_\_\_\_\_ 4, vs. Ole Miss (4/15/18)  
 Walks: \_\_\_\_\_ 2, vs. UMass-Lowell (2/23/18)  
 HRs: \_\_\_\_\_ 1, 2x, last vs. South Carolina (4/27/18)  
 Strikeouts: \_\_\_\_\_ 2, 2x, last at Missouri (4/21/18)  
 Stolen Bases: \_\_\_\_\_ 1, at Missouri (4/21/18)

**NOTES**

- ★ **SUNDAY VS. SOUTH CAROLINA:** 1-for-5 with one run and a strikeout
- ★ Belted a homer and went 3-for-12 (.250) with four runs last weekend vs. USC
- ★ Has made nine starts at catcher, one at DH and appeared in 20 games
- ★ Has recorded a combined 11 hits in his last 14 appearances
- ★ Tagged game-winning, three-run double in sixth inning to clinch series vs. Ole Miss
- ★ Made 17 appearances including four starts during 2017 freshman campaign
- ★ Finished with 12 total bases while posting a .516 on-base percentage in 2017
- ★ Four-year letterwinner in baseball at Lebanon High School in Lebanon, Ohio
- ★ Top prospect in the state of Ohio in 2016 according to Perfect Game
- ★ Played summer ball in high school with Andrew Benintendi (Boston Red Sox)

**13 ★ Kiambu Fentress ★ Redshirt Sophomore**

OF ★ Ensworth HS ★ Nashville, Tenn.

**HITTING CAREER HIGHS**

Hits: \_\_\_\_\_ 1, at Middle Tennessee (4/18/17)  
 Runs: \_\_\_\_\_ 1, vs. Evansville (4/17/18)  
 RBI: \_\_\_\_\_ 1, vs. Austin Peay (2/27/18)  
 Walks: \_\_\_\_\_  
 HRs: \_\_\_\_\_  
 Strikeouts: \_\_\_\_\_ 1, 2x, last vs. UMass-Lowell (2/23/18)  
 Stolen Bases: \_\_\_\_\_

**NOTES**

- ★ Made first appearance since Feb. 27 last Tuesday vs. Evansville as pinch runner
- ★ Recorded first-career RBI vs. Austin Peay on Feb. 27
- ★ Has appeared in the outfield in six of his eight appearances off the bench
- ★ Legged out first-career hit at Middle Tennessee on April 18, 2017
- ★ Did not participate in team activities during 2016 season
- ★ Lettered in football and baseball at Ensworth High School in Nashville
- ★ Dad is enshrined in Elon Hall of Fame after All-America career in football

**99 ★ Jayson Gonzalez ★ Freshman**

IF ★ Bishop Amat HS ★ Covina, Calif.

**HITTING CAREER HIGHS**

Hits: \_\_\_\_\_ 4, 2x, last vs. Austin Peay (2/27/18)  
 Runs: \_\_\_\_\_ 2, 2x, last vs. Houston (3/4/18)  
 RBI: \_\_\_\_\_ 5, vs. UMass-Lowell (2/24/18)  
 Walks: \_\_\_\_\_ 1, 7x, last at UCLA (3/9/18)  
 HRs: \_\_\_\_\_ 2, vs. UMass-Lowell (2/24/18)  
 Strikeouts: \_\_\_\_\_ 3, 3x, last at Missouri (4/20/18)  
 Stolen Bases: \_\_\_\_\_ 1, vs. Houston (3/4/18)

**NOTES**

- ★ Entered to play third base in the ninth inning on Friday and Saturday vs. South Carolina
- ★ Has made 28 starts at third base and 32 overall appearances as a freshman
- ★ Boasts six multi-RBI games and four multi-hit performances
- ★ Named SEC Freshman of the Week on March 12
- ★ In return to California, went 4-for-11 with five RBIs vs. Long Beach, UCLA and TCU
- ★ Father Wallace played baseball in the Atlanta Braves organization
- ★ Brother Wallace played for the Houston Astros organization
- ★ Named All-American, All-State and 2017 National Classic MVP as a senior
- ★ Says if he wasn't playing baseball he would be a strength coach

**17 ★ Walker Grisanti ★ Junior**

OF ★ Christian Brothers HS ★ Collierville, Tenn.

**HITTING CAREER HIGHS**

Hits: \_\_\_\_\_ 2, 4x, last at South Carolina (4/6/17)  
 Runs: \_\_\_\_\_ 3, vs. Xavier (3/12/16)  
 RBI: \_\_\_\_\_ 3, 2x, last vs. Austin Peay (2/27/18)  
 Walks: \_\_\_\_\_ 3, at UCLA (3/9/18)  
 HRs: \_\_\_\_\_ 1, 2x, last vs. Austin Peay (2/27/18)  
 Strikeouts: \_\_\_\_\_ 3, 3x, last at Florida (3/30/18)  
 Stolen Bases: \_\_\_\_\_ 1, 2x, last vs. Lipscomb (3/27/18)

**NOTES**

- ★ Has not recorded a hit in last nine appearances (0-for-20)
- ★ Went 3-for-9 with a double, run scored and RBI a season ago vs. South Carolina
- ★ Has drawn 16 walks and worked a free pass in 12 of 19 appearances
- ★ Nine of 10 starts have come in the outfield with the other (March 9) at designated hitter
- ★ Played in 21 games including making a pair of starts during 2017 sophomore season
- ★ Played in 30 games, starting 10, and hitting .349 with 10 RBIs as a freshman in 2016
- ★ Tagged pinch-hit homer in ninth inning to down Texas A&M at 2016 SEC Tournament
- ★ Perfect Game All-American and All-State in 2015 at Christian Brothers High School
- ★ Grandfather, Buddy Soefker, played football at LSU and for the Los Angeles Rams
- ★ Uncle played football at Vanderbilt



**22 ★ Julian Infante ★ Junior**

IF ★ Westminster Christian HS ★ Miami, Fla.

**HITTING CAREER HIGHS**

Hits: \_\_\_\_\_ 4, vs. Belmont (3/22/17)  
 Runs: \_\_\_\_\_ 4, vs. Belmont (3/22/17)  
 RBI: \_\_\_\_\_ 7, vs. Missouri (5/7/17)  
 Walks: \_\_\_\_\_ 3, vs. St. Mary's (3/12/17)  
 HRs: \_\_\_\_\_ 1, 17x, last at Arkansas (5/14/17)  
 Strikeouts: \_\_\_\_\_ 4, 2x, last vs. UMass-Lowell (2/23/18)  
 Stolen Bases: \_\_\_\_\_ 1, at Florida (3/31/18)

**NOTES**

- ★ **SUNDAY VS. SOUTH CAROLINA:** 1-for-3 with two RBIs and a triple
- ★ Went 4-for-9 (.444) with two runs and five RBIs in three starts vs. South Carolina
- ★ Has started 34 games at first base and made 35 overall appearances
- ★ Named 2018 preseason All-American by Perfect Game
- ★ Led the Commodores with 66 RBI while boasting a .315 average in 2017
- ★ Drove in a career-best seven runs against Missouri on May 7, 2007
- ★ Hit six home runs in 26 games in the second half of the season in 2016
- ★ Named an All-American by Perfect Game at Westminster Christian High School
- ★ Holds Florida state record for home runs in a single season with BBCOR bats with 13
- ★ Captained high school baseball team as a junior and senior

**8 ★ Alonzo Jones ★ Junior**

OF ★ Columbus HS ★ Columbus, Ga.

**HITTING CAREER HIGHS**

Hits: \_\_\_\_\_ 3, 4x, last vs. Indiana State (2/28/18)  
 Runs: \_\_\_\_\_ 3, 4x, last vs. UMass-Lowell (2/23/18)  
 RBI: \_\_\_\_\_ 5, vs. San Diego (2/21/16)  
 Walks: \_\_\_\_\_ 3, 3x, last vs. South Carolina (4/29/18)  
 HRs: \_\_\_\_\_ 1, 3x, last vs. South Carolina (4/28/18)  
 Strikeouts: \_\_\_\_\_ 3, 7x, last at Missouri (4/19/18)  
 Stolen Bases: \_\_\_\_\_ 2, 6x, last vs. South Carolina (4/29/18)

**NOTES**

- ★ **SUNDAY VS. SOUTH CAROLINA:** 1-for-2 with three runs and three walks
- ★ Went 2-for-6 (.333) with five runs, three RBIs and a homer in three games vs. USC
- ★ Has recorded a hit in 10 of his last 17 games
- ★ Ranks second on the team with 14 stolen bases
- ★ Made 35 appearances including 25 starts, hitting .221 during 2017 sophomore season
- ★ Named a Freshman All-American by Collegiate Baseball in 2016
- ★ Named a Perfect Game All-American at Columbus High School
- ★ Played in the 2014 Under Armour All-American game and East Coast Pro Showcase
- ★ Set the record for fastest 60-yard dash time on grass (6.17) at Perfect Game

**12 ★ Connor Kaiser ★ Junior**

IF ★ Blue Valley West HS ★ Overland Park, Kan.

**HITTING CAREER HIGHS**

Hits: \_\_\_\_\_ 3, 2x, last at Kentucky (4/2/17)  
 Runs: \_\_\_\_\_ 3, 2x, last vs. UMass-Lowell (2/24/18)  
 RBI: \_\_\_\_\_ 3, vs. UMass-Lowell (2/23/18)  
 Walks: \_\_\_\_\_ 3, 2x, last vs. LSU (3/23/18)  
 HRs: \_\_\_\_\_ 1, 2x, last vs. Western Kentucky (4/10/18)  
 Strikeouts: \_\_\_\_\_ 4, at Clemson (6/3/17)  
 Stolen Bases: \_\_\_\_\_ 2, 2x, last vs. UMass-Lowell (2/25/18)

**NOTES**

- ★ **SUNDAY VS. SOUTH CAROLINA:** 0-for-4 with a run
- ★ Went 3-for-11 (.273) with two runs and an RBI last weekend vs. South Carolina
- ★ Has started 133 consecutive games at shortstop (April 9, 2016-present)
- ★ No. 114 on the nation's top college prospects for the 2018 MLB Draft (D1Baseball.com)
- ★ Tied for the team lead with nine multi-RBI games
- ★ Batting .310 (27-for-87) with 26 runs and 19 RBIs in 25 home games
- ★ Has reached base 18 times, scored nine runs and driven in six over the last 14 games
- ★ Fourth on team with 25 walks while posting a .316 on-base percentage in 2017
- ★ Brother Kyle played baseball at Johnson Community College and Neosho CC
- ★ Two-sport standout in baseball and basketball at Blue Valley West High School
- ★ Earned Rawlings Gold Glove Award in 2013 while at Blue Valley West H.S.

**16 ★ Austin Martin ★ Freshman**

IF ★ Trinity Christian Academy HS ★ Jacksonville, Fla.

**HITTING CAREER HIGHS**

Hits: \_\_\_\_\_ 4, vs. Presbyterian (2/20/18)  
 Runs: \_\_\_\_\_ 2, 9x, last at Missouri (4/21/18)  
 RBI: \_\_\_\_\_ 1, 11x, last at Missouri (4/21/18)  
 Walks: \_\_\_\_\_ 2, 6x, last vs. Ole Miss (4/15/18)  
 HRs: \_\_\_\_\_ 1, vs. Duke (2/18/18)  
 Strikeouts: \_\_\_\_\_ 4, vs. Indiana State (2/28/18)  
 Stolen Bases: \_\_\_\_\_ 3, vs. Presbyterian (2/21/18)

**NOTES**

- ★ **SUNDAY VS. SOUTH CAROLINA:** 1-for-3 with a walk
- ★ Went 1-for-12 (.083) with two strikeouts in three starts last weekend vs. USC
- ★ Team leader in batting average (.349), OBP (.463) and stolen bases (18)
- ★ Second on the team in hits (51) and multi-hit games (13)
- ★ Has batted leadoff in 33 of the team's 43 games this season
- ★ Named SEC Freshman of the Week on April 16
- ★ Has started at five different positions this season (1B, 3B, LF, CF and DH)
- ★ Lettered four years in baseball at Trinity Christian Academy
- ★ During senior season was named Rawlings-Perfect Game second-team All-American
- ★ Helped team to the Florida Class 4A State Baseball Championship as a sophomore

**10 ★ Ethan Paul ★ Junior**

IF ★ International School ★ Bellevue, Wash.

**HITTING CAREER HIGHS**

Hits: \_\_\_\_\_ 4, 2x, last vs. UMass-Lowell (2/24/18)  
 Runs: \_\_\_\_\_ 3, 7x, last vs. Ole Miss (4/15/18)  
 RBI: \_\_\_\_\_ 7, vs. UMass-Lowell (2/24/18)  
 Walks: \_\_\_\_\_ 3, vs. Xavier (3/13/16)  
 HRs: \_\_\_\_\_ 2, 2x, last vs. Evansville (4/17/18)  
 Strikeouts: \_\_\_\_\_ 3, 4x, last vs. South Carolina (4/28/18)  
 Stolen Bases: \_\_\_\_\_ 2, 4x, last vs. South Carolina (4/27/18)

**NOTES**

- ★ **SUNDAY VS. SOUTH CAROLINA:** 0-for-4
- ★ Went 1-for-11 (.091) with a run and five strikeouts last weekend vs. South Carolina
- ★ Has started 92 consecutive games at second base (Feb. 22, 2017-present)
- ★ Team leader in doubles (10), home runs (8) and RBIs (36)
- ★ Has hit three homers in his last nine games and four over the last 16 games
- ★ One of three players (Connor Kaiser and Pat DeMarco) to start all 43 games this season
- ★ Started 52 games and made 53 appearances, hitting .251 in 2017
- ★ Finished third on the team with 15 doubles in 2017
- ★ 2017 Cape Cod League All-Star with the Orleans Firebirds
- ★ 2016 Freshman All-American by Collegiate Baseball after hitting .305
- ★ Perfect Game All-American in 2014 and 2015 at International School in Bellevue, Wash.

**2 ★ Harrison Ray ★ Sophomore**

IF ★ Lake Brantley HS ★ Longwood, Fla.

**HITTING CAREER HIGHS**

Hits: \_\_\_\_\_ 2, 4x, last vs. Georgia (4/6/18)  
 Runs: \_\_\_\_\_ 2, vs. Missouri (5/7/17)  
 RBI: \_\_\_\_\_ 4, vs. South Carolina (4/29/18)  
 Walks: \_\_\_\_\_ 2, at Kentucky (4/2/17)  
 HRs: \_\_\_\_\_ 1, vs. Southeastern La. (2/28/17)  
 Strikeouts: \_\_\_\_\_ 3, vs. Ole Miss (4/13/18)  
 Stolen Bases: \_\_\_\_\_ 2, vs. Georgia (4/6/18)

**NOTES**

- ★ **SUNDAY VS. SOUTH CAROLINA:** 2-for-5 with four RBIs and a run
- ★ Went 4-for-12 (.333) with three runs, a double and triple in three games vs. USC
- ★ Has made 11 starts this season including nine since April 6
- ★ His 11 starts have come at three different positions (3B, LF, RF)
- ★ Batting .444 (12-for-27) with runners aboard
- ★ Made 17 starts and appeared in 32 games as a freshman a season ago
- ★ Went 19-for-78 at the plate, posting a .244 average in 2017
- ★ Father was a high school wrestler and brother plays high school football
- ★ Lettered three years on the baseball team at Lake Brantley High School

**19 ★ Stephen Scott ★ Junior**

OF/C ★ Cardinal Gibbons HS ★ Cary, N.C.

**HITTING CAREER HIGHS**

Hits: \_\_\_\_\_ 3, vs. Duke (2/17/18)  
 Runs: \_\_\_\_\_ 3, 4x, last vs. Ole Miss (4/15/18)  
 RBI: \_\_\_\_\_ 4, 2x, last vs. Georgia (4/7/18)  
 Walks: \_\_\_\_\_ 2, 9x, last vs. Georgia (4/5/18)  
 HRs: \_\_\_\_\_ 1, 7x, last vs. Georgia (4/7/18)  
 Strikeouts: \_\_\_\_\_ 3, vs. UMass-Lowell (2/23/18)  
 Stolen Bases: \_\_\_\_\_ 2, vs. Georgia (4/5/18)

**NOTES**

- ★ Record an RBI-groundout and went 0-for-4 on Friday vs. South Carolina
- ★ Went 3-for-14 (.214) with a double and three runs in three games vs. USC in 2017
- ★ Has appeared at catcher (20x), left field (7x) and designated hitter (2x)
- ★ Hitting .333 (11-for-33) with runners in scoring position
- ★ Has reached base in 11 of his last 16 games
- ★ Scored four runs and belted a homer in Ole Miss series
- ★ Struck a three-run home run and matched a career-high four RBIs on April 7 vs. UGA
- ★ Has totaled five multi-hit performances and four multi-RBI performances this season
- ★ Hit .227 while scoring 25 runs in 38 games (32 starts) a season ago
- ★ Perfect Game All-American in 2015 at Cardinal Gibbons High School
- ★ Captain of his high school football team as a senior in 2014

**43 ★ Tyler Solomon ★ Freshman**

IF ★ Battlefield HS ★ Haymarket, Va.

**HITTING CAREER HIGHS**

Hits: \_\_\_\_\_  
 Runs: \_\_\_\_\_ 1, 2x, last vs. Austin Peay (2/27/18)  
 RBI: \_\_\_\_\_  
 Walks: \_\_\_\_\_ 1, 2x, last vs. Austin Peay (2/27/18)  
 HRs: \_\_\_\_\_  
 Strikeouts: \_\_\_\_\_ 1, 2x, last vs. Presbyterian (2/21/18)  
 Stolen Bases: \_\_\_\_\_

**NOTES**

- ★ Last appearance came on Feb. 27 against Austin Peay
- ★ Has drawn a walk in two of his last three appearances, scoring each time
- ★ Lettered four years in baseball at Battlefield High School
- ★ During senior season was named All-District first-team
- ★ Born in Saudi Arabia

## 2018 BULLPEN NOTES

## 40 ★ Aaron Brown ★ Freshman

RHP ★ Mt. Juliet HS ★ Mt. Juliet, Tenn.

## PITCHING CAREER HIGHS

Innings Pitched: \_\_\_\_\_ 2.0, 3x, last vs. Evansville (4/17/18)  
 Strikeouts: \_\_\_\_\_ 2, 4x, last vs. Evansville (4/17/18)  
 Hits Allowed: \_\_\_\_\_ 3, vs. Presbyterian (2/21/18)  
 Walks Allowed: \_\_\_\_\_ 2, vs. South Carolina (4/29/18)  
 Runs Allowed: \_\_\_\_\_ 3, vs. South Carolina (4/29/18)

## NOTES

- ★ **LAST TIME OUT:** April 29 vs. South Carolina - 0.2 IP, 2 H, 3 R, 3 ER, 2 BB, 0 K
- ★ Has limited opponents to a .192 average (5-for-26) with runners aboard
- ★ Has made nine appearances, allowing six runs (five earned) in 11.2 innings
- ★ Has held opponents without a run in six of nine appearances
- ★ Has recorded two punch outs in four of his last six appearances
- ★ Picked up win in relief on Feb. 28 vs. Indiana State (2.0 IP, 1 H, 0 R, 1 BB, 1 K)
- ★ Lettered three years at Mt. Juliet High School
- ★ Member of Team Tennessee alongside teammates Philip Clarke and Mason Hickman

## 21 ★ Tyler Brown ★ Freshman

RHP ★ Olentangy Orange HS ★ Ashland, Ohio

## PITCHING CAREER HIGHS

Innings Pitched: \_\_\_\_\_ 4.0, 2x, last at Mississippi State (3/18/18)  
 Strikeouts: \_\_\_\_\_ 6, 2x, last at Mississippi State (3/18/18)  
 Hits Allowed: \_\_\_\_\_ 6, at Florida (3/31/18)  
 Walks Allowed: \_\_\_\_\_ 1, 4x, last at Middle Tennessee (4/03/18)  
 Runs Allowed: \_\_\_\_\_ 6, at Florida (3/31/18)

## NOTES

- ★ **LAST TIME OUT:** April 27 vs. South Carolina - 0.1 IP, 2 H, 1 R, 1 ER, 0 BB, 1 K
- ★ Saddled with the loss on Friday vs. South Carolina
- ★ Fanned lone hitter he faced with the bases loaded in the eighth last Friday at Mizzou
- ★ Retired the side on 10 pitches in the eighth inning at Missouri last Thursday
- ★ Vanderbilt closer who has logged three saves -- all since March 9
- ★ Has struck out four or more hitters in five of his 13 appearances
- ★ Has not allowed a run in seven of his 13 appearances
- ★ Lettered in baseball four years at Olentangy Orange High School
- ★ Drafted by the Cincinnati Reds in the 26th round of the 2017 MLB Draft

## 42 ★ Maddux Conger ★ Junior

RHP ★ Stephenville HS ★ Stephenville, Texas

## PITCHING CAREER HIGHS

Innings Pitched: \_\_\_\_\_ 5.0, vs. Presbyterian (2/20/18)  
 Strikeouts: \_\_\_\_\_ 6, vs. Evansville (2/22/17)  
 Hits Allowed: \_\_\_\_\_ 7, vs. Southeastern La. (2/28/17)  
 Walks Allowed: \_\_\_\_\_ 5, 2x, last vs. Austin Peay (2/27/18)  
 Runs Allowed: \_\_\_\_\_ 5, 2x, last vs. Austin Peay (2/27/18)

## NOTES

- ★ **LAST TIME OUT:** April 13 vs. Ole Miss - 1.0 IP, 1 H, 1 R, 1 ER, 1 BB, 0 K
- ★ Tossed three scoreless innings, allowing just one walk vs. South Carolina in 2017
- ★ Has limited opponents to a .156 average (5-for-32) with runners aboard
- ★ Has appeared out of the bullpen five-straight times after drawing the start on Feb. 20
- ★ Has struck out 13 hitters in 12.1 innings pitched while walking 11
- ★ Earned the win in lone start vs. Presbyterian on Feb. 20 (5.0 IP, 3 H, 0 R, 2 BB, 5 K)
- ★ Posted a 2-1 record alongside a 4.96 ERA during 32.2 innings in 2017
- ★ Pitched in nine games, allowing three runs over 11.1 innings in 2016
- ★ Dad is the head baseball coach at Tarleton State (Division II)

## 27 ★ Chandler Day ★ Junior

RHP ★ Watkins Memorial HS ★ Granville, Ohio

## PITCHING CAREER HIGHS

Innings Pitched: \_\_\_\_\_ 9.0, vs. Lipscomb (3/28/17)  
 Strikeouts: \_\_\_\_\_ 10, 2x, last vs. Georgia (4/6/18)  
 Hits Allowed: \_\_\_\_\_ 8, vs. LSU (4/7/16)  
 Walks Allowed: \_\_\_\_\_ 5, vs. Lipscomb (3/28/17)  
 Runs Allowed: \_\_\_\_\_ 6, at Middle Tennessee (3/22/16)

## NOTES

- ★ **LAST TIME OUT:** April 29 vs. South Carolina - Loss, 1.1 IP, 0 H, 1 R, 0 ER, 0 BB, 3 K
- ★ No. 130 on the nation's top college prospects for the 2018 MLB Draft (D1Baseball.com)
- ★ Matched a career-high with 10 strikeouts in relief on April 6 against Georgia
- ★ Named among the Golden Spikes Awards' Gold Performers of the Week on April 9
- ★ Has made 10 appearances and three starts this season
- ★ Posted a 7-2 record and 3.78 ERA across 13 appearances including 12 starts in 2017
- ★ Made three starts and pitched in 10 total games going 2-1 with a 4.26 ERA in 2016
- ★ Named an All-American by Perfect Game in 2015 at Watkins Memorial High School
- ★ Drafted in 30th round by the Cleveland Indians in 2015

## 32 ★ Hugh Fisher ★ Freshman

LHP ★ Briarcrest Christian HS ★ Eads, Tenn.

## PITCHING CAREER HIGHS

Innings Pitched: \_\_\_\_\_ 2.0, 2x, last vs. Western Kentucky (4/10/18)  
 Strikeouts: \_\_\_\_\_ 2, 3x, last vs. Ole Miss (4/15/18)  
 Hits Allowed: \_\_\_\_\_ 3, vs. Ole Miss (4/15/18)  
 Walks Allowed: \_\_\_\_\_ 2, vs. Western Kentucky (4/10/18)  
 Runs Allowed: \_\_\_\_\_ 2, 2x, last vs. Ole Miss (4/15/18)

## NOTES

- ★ **LAST TIME OUT:** April 15 vs. Ole Miss - G2 - 1.2 IP, 3 H, 2 R, 2 ER, 1 BB, 2 K
- ★ Picked up first collegiate win vs. Western Kentucky on April 10
- ★ Has made eight appearances out of the bullpen for the Commodores
- ★ Has not allowed a hit in five of his eight appearances including 2.0 innings on Feb. 20
- ★ Tossed a season-high 31 pitches in win vs. Western Kentucky (April 10)
- ★ Grandfather played football at West Virginia
- ★ As a high school freshman was named to the WBSC "AA" 15U World Cup Team USA



**49 ★ AJ Franklin ★ Redshirt Sophomore**

LHP ★ Wilson Central HS ★ Lebanon, Tenn.

**PITCHING CAREER HIGHS**

Innings Pitched: \_\_\_\_\_ 1.0, vs. UMass-Lowell (2/23/18)  
 Strikeouts: \_\_\_\_\_  
 Hits Allowed: \_\_\_\_\_  
 Walks Allowed: \_\_\_\_\_ 1, vs. UMass-Lowell (2/23/18)  
 Runs Allowed: \_\_\_\_\_

**NOTES**

- ★ **LAST TIME OUT:** Feb. 23 vs. UMass-Lowell - 1.0 IP, 0 H, 0 R, 0 ER, 1 BB, 0 K
- ★ Has made two appearances out of the bullpen for the Commodores
- ★ First-career appearance came on Feb. 21 vs. Presbyterian (0.2 IP, 0 H, 0 R, 0 BB, 0 K)
- ★ Missed the 2017 season with a knee injury after redshirting in 2016
- ★ Lettered in baseball (4x), basketball (3x) and football (1x) at Wilson Central H.S.
- ★ Graduated high school with a 4.0 GPA in the top 10% of his class
- ★ Dad played baseball at Motlow State and Cumberland University

**35 ★ Jackson Gillis ★ Sophomore**

LHP ★ Wilmington HS ★ Wilmington, Mass.

**PITCHING CAREER HIGHS**

Innings Pitched: \_\_\_\_\_ 3.2, vs. Duke (2/16/18)  
 Strikeouts: \_\_\_\_\_ 5, vs. UMass-Lowell (2/24/18)  
 Hits Allowed: \_\_\_\_\_ 4, vs. TCU (3/11/18)  
 Walks Allowed: \_\_\_\_\_ 4, vs. Texas A&M (3/25/17)  
 Runs Allowed: \_\_\_\_\_ 3, 3x, last at TCU (3/11/18)

**NOTES**

- ★ **LAST TIME OUT:** April 28 vs. South Carolina - 3.0 IP, 2 H, 0 R, 0 ER, 0 BB, 4 K
- ★ Became first pitcher in Tim Corbin era (2003-present) to record a win and save in the same day, doing so on April 15 in doubleheader action vs. Ole Miss
- ★ Has struck out three or more hitters in seven of his 12 appearances
- ★ Has not allowed a run in seven of his last eight appearances
- ★ Held No. 25 Duke to one hit while fanning four in 3.2 innings on 2018 Opening Day
- ★ Made 16 relief appearances, posting a 3.60 ERA in 2017
- ★ The top high school prospect in the state of Massachusetts according to Perfect Game
- ★ Captained the Wilmington High School baseball team as a senior.

**33 ★ Erik Kaiser ★ Freshman**

RHP ★ Waterloo HS ★ Waterloo, Ill.

**PITCHING CAREER HIGHS**

Innings Pitched: \_\_\_\_\_ 1.0, 2x, last at Long Beach State (3/7/18)  
 Strikeouts: \_\_\_\_\_ 2, vs. Austin Peay (2/27/18)  
 Hits Allowed: \_\_\_\_\_ 1, vs. Austin Peay (2/27/18)  
 Walks Allowed: \_\_\_\_\_  
 Runs Allowed: \_\_\_\_\_

**NOTES**

- ★ **LAST TIME OUT:** March 7 at Long Beach State - 1.0 IP, 0 H, 0 R, 0 ER, 0 BB, 1 K
- ★ Has not allowed an earned run in two appearances this season
- ★ Struck out two while allowing one hit in collegiate debut vs. Austin Peay on Feb. 27
- ★ Lettered three years at Waterloo High School
- ★ Dad played baseball at Missouri State and in the San Francisco Giants organization

**34 ★ Zach King ★ Sophomore**

LHP ★ Spring Hill HS ★ Spring Hill, Tenn.

**PITCHING CAREER HIGHS**

Innings Pitched: \_\_\_\_\_ 5.1, vs. Missouri (5/7/17)  
 Strikeouts: \_\_\_\_\_ 5, 3x, last vs. UMass-Lowell (2/24/18)  
 Hits Allowed: \_\_\_\_\_ 7, vs. UMass-Lowell (2/24/18)  
 Walks Allowed: \_\_\_\_\_ 3, 2x, last at Missouri (4/20/18)  
 Runs Allowed: \_\_\_\_\_ 3, 3x, vs. Ole Miss (4/15/18)

**NOTES**

- ★ **LAST TIME OUT:** April 27 vs. South Carolina - 3.1 IP, 1 H, 0 R, 0 ER, 1 BB, 4 K
- ★ Retired 10 of the 12 batters he faced on Friday night vs. South Carolina
- ★ Fell to 0-3, allowing three walks (one intentional) and two runs at Mizzou last Friday
- ★ Has made 14 appearances and two starts for the Commodores this season
- ★ Recorded third save of the season on April 10 vs. Western Kentucky
- ★ Has struck out three or more hitters in seven of 14 appearances
- ★ Went three-straight appearances (8.0 IP) without allowing a run between March 11-23
- ★ Lettered three years and won as many sectional titles at Spring Hill High School
- ★ Helped lead Spring Hill to the 2016 Tennessee AA state title as a senior

**45 ★ Reid Schaller ★ Redshirt Freshman**

RHP ★ Lebanon Senior HS ★ Lebanon, Ind.

**PITCHING CAREER HIGHS**

Innings Pitched: \_\_\_\_\_ 3.0, vs. Evansville (4/17/18)  
 Strikeouts: \_\_\_\_\_ 4, 2x, last at Missouri (4/31/18)  
 Hits Allowed: \_\_\_\_\_ 3, vs. South Carolina (4/29/18)  
 Walks Allowed: \_\_\_\_\_ 4, at Florida (4/01/18)  
 Runs Allowed: \_\_\_\_\_ 3, vs. South Carolina (4/29/18)

**NOTES**

- ★ **LAST TIME OUT:** April 29 vs. South Carolina - 1.0 IP, 3 H, 3 R, 3 ER, 2 BB, 1 K
- ★ Has struck out a combined nine batters in his last three outings
- ★ Made first collegiate start on April 17, retiring all nine Evansville hitters he faced
- ★ Has fanned multiple batters in seven of his 13 appearances
- ★ Tossed a career-high 50 pitches at Florida on April 1
- ★ Lettered in baseball four years and football once at Lebanon Senior High School
- ★ Captained his high school baseball team as a junior and senior

**11 ★ Paxton Stover ★ Senior**

LHP ★ Dyersburg State CC ★ Ridgely, Tenn.

**PITCHING CAREER HIGHS**

Innings Pitched: \_\_\_\_\_ 3.0, at Kentucky (3/31/17)  
 Strikeouts: \_\_\_\_\_ 3, 4x, last vs. Belmont (3/22/17)  
 Hits Allowed: \_\_\_\_\_ 4, 2x, last vs. LSU (3/24/18)  
 Walks Allowed: \_\_\_\_\_ 4, 2x, last vs. Middle Tennessee (5/16/17)  
 Runs Allowed: \_\_\_\_\_ 3, 3x, last vs. LSU (3/24/18)

**NOTES**

- ★ **LAST TIME OUT:** April 17 vs. Evansville - 1.0 IP, 1 H, 0 R, 0 ER, 1 BB, 0 K
- ★ Has made six appearances out of the bullpen for the Commodores
- ★ Did not allow a run in his first four appearances before permitting three vs. LSU
- ★ Has struck out at least one batter in five outings including two on three occasions
- ★ Made 15 relief appearances during 2017 junior season (1-0, 6.41 ERA)
- ★ Limited opponents to a .229 average while striking out 21 in 2017
- ★ Pitched in 16 games going 9-0 with a 3.08 ERA at Dyersburg State in 2016
- ★ Pitched in two games as a true freshman for Mississippi State in 2015 going 1-1
- ★ Rated the No. 2 left-handed high school pitching prospect in the state of Tennessee

**31 ★ Justin Willis ★ Freshman**

RHP ★ Memorial HS ★ West New York, N.J.

**PITCHING CAREER HIGHS**

Innings Pitched: \_\_\_\_\_ 2.0, vs. Evansville (4/17/18)  
 Strikeouts: \_\_\_\_\_ 2, 2x, last at Mississippi State (3/17/18)  
 Hits Allowed: \_\_\_\_\_ 2, vs. Presbyterian (2/21/18)  
 Walks Allowed: \_\_\_\_\_ 1, 4x, last at Florida (3/30/18)  
 Runs Allowed: \_\_\_\_\_ 3, vs. Belmont (3/21/18)

**NOTES**

- ★ **LAST TIME OUT:** April 17 vs. Evansville - 2.0 IP, 1 H, 1 R, 1 ER, 2 BB, 1 K
- ★ Did not allow an earned run in his first four collegiate appearances
- ★ Did not permit a hit in three of his first four collegiate appearances
- ★ Has made eight appearances on the season, tossing 6.0 innings
- ★ Lettered two years at St. Joseph High School and two years at Memorial High School
- ★ Named Rawlings-Perfect Game Honorable Mention All-American
- ★ Father played Division III baseball at Stevens Institute

**6 ★ Justin Wilson ★ Redshirt Sophomore**

RHP ★ Vol State CC ★ Murfreesboro, Tenn.

**PITCHING CAREER HIGHS**

Innings Pitched: \_\_\_\_\_ 1.0, 5x, last at Florida (3/31/18)  
 Strikeouts: \_\_\_\_\_ 3, vs. UMass-Lowell (2/24/18)  
 Hits Allowed: \_\_\_\_\_ 1, 2x, last vs. Eastern Kentucky (3/14/18)  
 Walks Allowed: \_\_\_\_\_ 2, at Long Beach State (3/7/18)  
 Runs Allowed: \_\_\_\_\_ 1, 2x, last vs. Eastern Kentucky (3/14/18)

**NOTES**

- ★ **LAST TIME OUT:** March 31 at Florida - 1.0 IP, 0 H, 0 R, 0 ER, 1 BB, 1 K
- ★ Has not allowed a run in four of six appearances
- ★ Has limited opponents to a .125 average (1-for-8) with runners aboard
- ★ Tossed three scoreless outings in first three appearances of Vanderbilt career
- ★ Missed 2017 season while recovering from elbow surgery
- ★ Went 2-1 with a 2.51 ERA on the mound in eight games at Vol State C.C. during 2016
- ★ Dad raced against Dale Earnhardt in NASCAR and brother Austin races in Nashville
- ★ Team captain as a senior at Oakland HS in Murfreesboro, Tenn.

## TEAM GAME HIGHS

## BATTING

At bats:.....42	vs Austin Peay (Feb 27, 2018)
Runs scored:.....19	vs Austin Peay (Feb 27, 2018)
Hits:.....19	vs Austin Peay (Feb 27, 2018)
RBI's:.....17	vs Austin Peay (Feb 27, 2018)
Doubles:.....5	vs UMass-Lowell (Feb 23, 2018)
Triples:.....2	vs South Carolina (Apr 29, 2018)
Home runs:.....3	vs UMass-Lowell (Feb 24, 2018)
.....3	vs Austin Peay (Feb 27, 2018)
Total bases:.....32	vs Austin Peay (Feb 27, 2018)
Walks:.....14	vs UMass-Lowell (Feb 23, 2018)
Strikeouts:.....16	at Florida (Mar 30, 2018)
Sac hits:.....3	at Mississippi State (Mar 16, 2018)
Sac flies:.....1	(8 times)
Stolen bases:.....7	vs UMass-Lowell (Feb 25, 2018)
Hit by pitch:.....4	vs TCU (Mar 11, 2018)
.....4	vs South Carolina (Apr 29, 2018)
Caught stealing:.....2	(4 times)
Runners LOB:.....14	vs UMass-Lowell (Feb 23, 2018)
Hit into DP:.....2	(4 times)

## FIELDING

Putouts:.....28	vs Sam Houston State (Mar 02, 2018)
Assists:.....14	vs LSU (Mar 23, 2018)
Errors:.....3	at Mississippi State (Mar 17, 2018)
.....3	vs Georgia (Apr 05, 2018)
Passed balls:.....1	(4 times)
DPs turned:.....3	vs LSU (Mar 24, 2018)

## PITCHING

Innings pitched:.....9.1	vs Sam Houston State (Mar 02, 2018)
Runs allowed:.....11	vs Ole Miss (Apr 13, 2018)
Earned runs:.....11	vs Ole Miss (Apr 13, 2018)
Walks allowed:.....9	at Florida (Apr 01, 2018)
Strikeouts:.....14	at Mississippi State (Mar 17, 2018)
Hits allowed:.....14	vs Ole Miss (Apr 13, 2018)
Doubles allowed:.....5	vs Houston (Mar 04, 2018)
Triples allowed:.....1	(6 times)
Homers allowed:.....4	vs Sam Houston State (Mar 02, 2018)
Wild pitches:.....4	at Florida (Mar 30, 2018)
.....4	at Florida (Apr 01, 2018)
.....4	vs Ole Miss (Apr 13, 2018)
Hit batters:.....4	vs Duke (Feb 16, 2018)

## INDIVIDUAL GAME HIGHS

## BATTING

At bats:.....6	Connor Kaiser vs Presbyterian (Feb 21, 2018)
.....6	Ethan Paul vs UMass-Lowell (Feb 24, 2018)
.....6	Ethan Paul vs Austin Peay (Feb 27, 2018)
Runs scored:.....3	(9 times)
Hits:.....4	(4 times)
RBI's:.....7	Ethan Paul vs UMass-Lowell (Feb 24, 2018)
Doubles:.....2	(6 times)
Triples:.....1	(10 times)
Home runs:.....2	J. Gonzalez vs UMass-Lowell (Feb 24, 2018)
.....2	Ethan Paul vs Evansville (Apr 17, 2018)
Total bases:.....11	J. Gonzalez vs UMass-Lowell (Feb 24, 2018)
Walks:.....4	Philip Clarke vs UMass-Lowell (Feb 23, 2018)
Strikeouts:.....4	Julian Infante vs UMass-Lowell (Feb 23, 2018)
.....4	Austin Martin vs Indiana State (Feb 28, 2018)
Sac hits:.....2	A. Martin at Mississippi State (Mar 16, 2018)
Sac flies:.....1	(8 times)
Stolen bases:.....3	Austin Martin vs Presbyterian (Feb 21, 2018)
Hit by pitch:.....2	A. Martin vs UMass-Lowell (Feb 24, 2018)
.....2	Ethan Paul vs. Ole Miss (Apr 15, 2018)
Caught stealing:.....1	(19 times)
Runners LOB:.....7	J. Infante vs UMass-Lowell (Feb 23, 2018)

## FIELDING

Putouts:.....13	Philip Clarke vs Duke (Feb 17, 2018)
.....13	Stephen Scott vs Duke (Feb 18, 2018)
.....13	Stephen Scott vs Lipscomb (Mar 27, 2018)
Assists:.....8	Connor Kaiser vs LSU (Mar 23, 2018)
Errors:.....2	Stephen Scott vs Georgia (Apr 05, 2018)
Passed balls:.....1	(4 times)

## PITCHING

Innings pitched:.....7.0	(6 times)
Runs allowed:.....7	Drake Fellows vs. South Carolina (Apr 27, 2018)
Earned runs:.....6	Tyler Brown at Florida (Mar 31, 2018)
.....6	Drake Fellows vs Ole Miss (Apr 13, 2018)
.....6	Drake Fellows vs. South Carolina (Apr 27, 2018)
Walks allowed:.....5	Maddux Conger vs Austin Peay (Feb 27, 2018)
.....5	D. Fellows at Mississippi State (Mar 16, 2018)
.....5	Drake Fellows vs Ole Miss (Apr 13, 2018)
Strikeouts:.....10	Chandler Day vs Georgia (Apr 06, 2018)
Hits allowed:.....8	Mason Hickman at Florida (Apr 01, 2018)
.....8	Drake Fellows vs Ole Miss (Apr 13, 2018)
Doubles allowed:.....3	Mason Hickman vs Houston (Mar 04, 2018)
.....3	Mason Hickman at Florida (Apr 01, 2018)
Triples allowed:.....1	(6 times)
Homers allowed:.....2	Jake Eder vs Indiana State (Feb 28, 2018)
.....2	J. Gillis vs Sam Houston State (Mar 02, 2018)
.....2	M. Hickman vs South Carolina (Apr 29, 2018)
Wild pitches:.....3	Maddux Conger vs Austin Peay (Feb 27, 2018)
Hit batters:.....2	Jackson Gillis vs Duke (Feb 16, 2018)
.....2	Drake Fellows vs Duke (Feb 16, 2018)
.....2	Reid Schaller vs Lipscomb (Mar 27, 2018)



## 2018 SEASON RESULTS

Record: 25-18 Home: 18-7 Away: 5-7 Neutral: 2-4 SEC: 11-10

DATE	OPPONENT		SCORE		R-H-E	R-H-E	INNS	OVERALL	SEC	PITCHER OF RECORD	ATTEND	TIME
Feb 16, 2018	#25 DUKE	W	9-1		9-15-1	1-3-0	9	1-0-0	0-0-0	Gillis (W 1-0)	2587	3:32
Feb 17, 2018	#25 DUKE		4-5	L	4-9-0	5-9-3	9	1-1-0	0-0-0	Raby (L 0-1)	2533	3:07
Feb 18, 2018	#25 DUKE	W	9-1		9-13-0	1-6-1	9	2-1-0	0-0-0	Hickman (W 1-0)	3076	3:06
Feb 20, 2018	PRESBYTERIAN	W	7-1		7-12-0	1-5-1	9	3-1-0	0-0-0	Conger (W 1-0)	2531	2:52
Feb 21, 2018	PRESBYTERIAN	W	15-2		15-11-1	2-6-4	9	4-1-0	0-0-0	Eder (W 1-0)	2420	3:21
Feb 23, 2018	UMASS-LOWELL	W	15-0		15-13-0	0-4-1	9	5-1-0	0-0-0	Fellows (W 1-0)	2599	3:37
Feb 24, 2018	UMASS-LOWELL	W	15-2		15-16-0	2-11-1	9	6-1-0	0-0-0	Gillis (W 2-0)	2579	3:14
Feb 25, 2018	UMASS-LOWELL	W	9-2		9-11-0	2-4-1	9	7-1-0	0-0-0	T. Brown (W 1-0)	2561	3:02
Feb 27, 2018	AUSTIN PEAY	W	19-6		19-19-2	6-6-1	9	8-1-0	0-0-0	Hickman (W 2-0)	2540	2:37
Feb 28, 2018	INDIANA STATE	W	8-5		5-5-5	8-9-8	9	9-1-0	0-0-0	A. Brown (W 1-0)	2427	2:50
Mar 02, 2018	Sam Houston State		6-7	L	6-9-0	7-9-1	(10)	9-2-0	0-0-0	T. Brown (L 1-1)	4972	3:17
Mar 03, 2018	Louisiana		0-3	L	0-5-0	3-7-0	9	9-3-0	0-0-0	Raby (L 0-2)	6796	2:53
Mar 04, 2018	vs. #24 Houston	W	9-4		9-7-0	4-12-2	9	10-3-0	0-0-0	Hickman (W 3-0)	5414	3:28
Mar 07, 2018	at Long Beach State		3-4	L	3-9-1	4-4-1	9	10-4-0	0-0-0	King (L 0-1)	1712	3:30
Mar 09, 2018	at #11 UCLA	W	6-3		6-4-0	3-9-2	9	11-4-0	0-0-0	Fellows (W 2-0)	1215	3:17
Mar 11, 2018	vs. #8 TCU	W	7-4		7-9-0	4-9-0	9	12-4-0	0-0-0	Raby (W 1-2)	1109	3:26
Mar 14, 2018	EASTERN KY.		5-6	L	5-10-1	6-7-1	9	12-5-0	0-0-0	Eder (L 1-1)	2668	3:45
Mar 16, 2018	at #19 Mississippi State*	W	5-0		5-10-0	0-5-3	9	13-5-0	1-0-0	Fellows (W 3-0)	4860	3:01
Mar 17, 2018	at #19 Mississippi State*	W	10-1		10-16-4	1-7-2	9	14-5-0	2-0-0	Raby (W 2-2)	6218	3:53
Mar 18, 2018	at #19 Mississippi State*	W	4-3		4-6-0	3-6-3	9	15-5-0	3-0-0	Hickman (W 4-0)	4569	3:24
Mar 21, 2018	vs. Belmont		5-8	L	5-8-2	8-8-3	9	15-6-0	3-0-0	Eder (L 1-2)	1006	3:47
Mar 23, 2018	#19 LSU*	W	4-2		4-7-0	2-8-1	9	16-6-0	4-0-0	Fellows (W 4-0)	3136	3:15
Mar 24, 2018	#19 LSU*		2-6	L	2-7-0	6-11-0	9	16-7-0	4-1-0	Raby (L 2-3)	3211	3:54
Mar 25, 2018	#19 LSU*	W	1-0		1-4-1	0-2-0	7	17-7-0	5-1-0	Hickman (W 5-0)	3399	1:35
Mar 27, 2018	vs. Lipscomb		1-5	L	1-1-0	5-9-0	9	17-8-0	5-1-0	Eder (L 1-3)	1495	3:17
Mar 30, 2018	at #2 Florida*		4-8	L	4-5-2	8-8-1	9	17-9-0	5-2-0	Fellows (L 4-1)	3781	3:05
Mar 31, 2018	at #2 Florida*		2-10	L	2-6-0	10-12-1	9	17-10-0	5-3-0	Raby (L 2-4)	4835	3:18
Apr 01, 2018	at #2 Florida*		2-8	L	2-5-0	8-10-0	9	17-11-0	5-4-0	Hickman (L 5-1)	3736	3:15
Apr 03, 2018	at Middle Tennessee		3-4	L	3-6-0	4-9-0	7	17-12-0	5-4-0	T. Brown (L 1-2)	1528	3:17
Apr 05, 2018	#16 GEORGIA*		2-3	L	2-9-3	3-8-0	9	17-13-0	5-5-0	King (L 0-2)	2950	3:48
Apr 06, 2018	#16 GEORGIA*	W	5-3		5-7-0	3-10-0	9	18-13-0	6-5-0	Day (W 1-0)	2787	3:01
Apr 07, 2018	#16 GEORGIA*	W	8-3		8-12-0	3-7-2	9	19-13-0	7-5-0	Hickman (W 6-1)	2853	3:24
Apr 10, 2018	WESTERN KENTUCKY	W	3-2		3-6-1	2-3-0	9	20-13-0	7-5-0	Fisher (W 1-0)	2525	2:58
Apr 13, 2018	#5 OLE MISS*		3-11	L	3-7-0	11-14-0	9	20-14-0	7-6-0	Fellows (L 4-2)	3584	3:12
Apr 15, 2018	#5 OLE MISS*	W	8-7		8-8-0	7-7-1	(8)	21-14-0	8-6-0	Gillis (W 3-0)	3030	3:08
Apr 15, 2018	#5 OLE MISS*	W	8-7		8-7-1	7-11-0	7	22-14-0	9-6-0	Fisher (W 2-0)	3056	2:41
Apr 17, 2018	EVANSVILLE	W	6-1		6-6-0	1-4-1	9	23-14-0	9-6-0	Schaller (W 1-0)	2567	2:44
Apr 19, 2018	at Missouri*		1-2	L	1-7-2	2-4-0	9	23-15-0	9-7-0	Fellows (L 4-3)	780	2:41
Apr 20, 2018	at Missouri*		1-3	L	1-6-1	3-4-1	9	23-16-0	9-8-0	King (L 0-3)	2312	3:26
Apr 21, 2018	at Missouri*	W	6-2		6-12-1	2-6-1	9	24-16-0	10-8-0	Hickman (W 7-1)	3146	2:55
Apr 27, 2018	SOUTH CAROLINA*		7-8	L	7-8-2	8-10-0	9	24-17-0	10-9-0	T. Brown (L 1-3)	2895	3:24
Apr 28, 2018	SOUTH CAROLINA*	W	8-1		8-9-0	1-9-0	9	25-17-0	11-9-0	Raby (W 3-4)	3166	3:07
Apr 29, 2018	SOUTH CAROLINA*		9-10	L	9-10-1	10-13-1	9	25-17-0	11-10-0	Day (L 1-1)	3158	3:33

\* = Conference game

(I) extra inning game

## GAME-BY-GAME OFFENSIVE STATISTICS

DATE	OPPONENT	AB	R	H	RBI	2B	3B	HR	TB	BB	IBB	SB	CS	HBP	SAC	SF	GDP	K	PO	A	E	LOB	AVG.
Feb 16	#25 DUKE	37	9	15	8	2	0	0	17	3	0	2	0	1	0	1	1	3	27	11	1	9	.405
Feb 17	#25 DUKE	36	4	9	3	3	0	1	15	2	0	1	0	1	0	0	0	11	27	7	0	8	.329
Feb 18	#25 DUKE	36	9	13	8	1	0	1	17	5	0	2	0	1	1	0	1	6	27	8	0	10	.339
Feb 20	PRESBYTERIAN	34	7	12	6	4	0	1	19	4	0	2	1	1	0	0	1	5	27	11	0	8	.343
Feb 21	PRESBYTERIAN	39	15	11	10	3	1	1	19	10	0	6	0	1	0	0	0	4	27	9	1	11	.330
Feb 23	UMASS-LOWELL	36	15	13	14	5	0	1	21	14	0	1	0	2	0	1	0	13	27	11	0	14	.335
Feb 24	UMASS-LOWELL	39	15	16	14	3	0	3	28	6	0	4	0	3	1	0	0	12	27	6	0	10	.346
Feb 25	UMASS-LOWELL	33	9	11	8	0	1	1	16	9	0	7	0	0	0	0	2	4	27	12	0	9	.345
Feb 27	AUSTIN PEAY	42	19	19	17	4	0	3	32	9	0	5	1	1	0	0	0	9	27	11	2	9	.358
Feb 28	INDIANA STATE	32	8	9	8	4	0	2	19	3	0	0	0	0	0	1	0	11	27	6	1	4	.352
Mar 02	vs. Sam Houston St.	36	6	9	6	3	0	0	12	3	0	0	0	0	0	0	2	12	28	7	0	3	.343
Mar 03	vs. Louisiana	32	0	5	0	0	0	0	5	4	0	0	0	0	0	0	0	7	24	10	0	9	.329
Mar 04	vs #24 Houston	31	9	7	8	2	0	1	12	10	0	2	0	3	0	0	1	8	27	5	0	11	.322
Mar 07	at Long Beach State	31	3	9	3	0	0	1	12	4	0	0	2	0	0	0	1	10	24	12	1	5	.320
Mar 09	at #11 UCLA	29	6	4	6	1	0	1	8	9	0	0	0	0	2	1	1	4	27	7	0	8	.310
Mar 11	vs. #8 TCU	36	7	9	5	1	0	0	10	3	1	2	0	4	0	0	0	12	27	9	0	9	.306
Mar 14	EASTERN KY.	37	5	10	5	0	1	0	12	5	0	0	0	3	0	0	1	9	27	7	1	13	.304
Mar 16	at #19 Mississippi St.	34	5	10	2	3	1	0	15	2	0	0	0	1	3	0	1	10	27	8	0	8	.303
Mar 17	at #19 Mississippi St.	39	10	16	8	3	0	0	19	4	0	2	2	0	1	0	2	13	27	9	3	7	.309
Mar 18	at #19 Mississippi St.	35	4	6	2	2	0	0	8	7	2	2	0	2	0	0	1	11	27	8	0	13	.303
Mar 21	vs Belmont	37	5	8	2	0	0	0	8	6	0	2	1	1	0	0	0	12	27	11	2	12	.298
Mar 23	#19 LSU	32	4	7	4	1	0	2	14	4	0	6	0	0	0	0	0	11	27	14	0	8	.295
Mar 24	#19 LSU	33	2	7	2	1	0	0	8	2	0	0	0	2	0	0	0	7	27	13	0	8	.292
Mar 25	LSU	21	1	4	0	1	0	0	5	1	0	1	0	0	1	0	0	8	21	7	1	4	.289
Mar 27	vs Lipscomb	25	1	1	1	0	0	0	1	9	0	3	1	1	0	1	0	10	24	8	0	8	.282
Mar 30	at #2 Florida	34	4	5	4	1	0	2	12	1	0	0	0	1	0	0	0	16	24	6	2	5	.277
Mar 31	at #2 Florida	34	2	6	2	1	0	1	10	4	0	2	0	0	0	0	0	10	24	4	0	9	.273
Apr 01	at #2 Florida	30	2	5	2	0	0	1	8	1	0	0	0	2	2	0	0	10	24	6	0	6	.269
Apr 03	at Middle Tennessee	25	3	6	3	2	0	1	11	3	0	0	2	2	0	0	0	6	21	6	0	6	.269
Apr 05	#16 GEORGIA	32	2	9	2	3	0	0	12	4	0	4	1	2	1	1	0	6	27	13	3	11	.269
Apr 06	#16 GEORGIA	30	5	7	5	2	0	1	12	4	0	2	1	1	0	0	0	10	27	2	0	6	.268
Apr 07	#16 GEORGIA	36	8	12	8	2	0	1	17	5	0	4	0	0	0	0	0	10	27	9	0	9	.270
Apr 10	WESTERN KENTUCKY	30	3	6	3	1	0	2	13	6	0	1	0	2	0	0	0	8	27	8	1	11	.268
Apr 13	#5 OLE MISS	31	3	7	2	0	1	0	9	3	0	0	2	0	0	0	0	9	27	12	0	4	.267
Apr 15	#5 OLE MISS	27	8	8	6	3	0	1	14	4	1	5	1	3	1	0	0	7	24	8	0	4	.268
Apr 15	#5 OLE MISS	23	8	7	8	1	1	2	16	2	0	0	0	1	1	1	0	12	21	8	1	2	.269
Apr 17	EVANSVILLE	29	6	6	6	1	0	2	13	3	0	0	1	2	1	0	0	7	27	11	0	5	.267
Apr 19	at Missouri	33	1	7	1	2	0	0	9	2	0	1	0	0	0	0	0	14	24	11	2	7	.266
Apr 20	at Missouri	32	1	6	1	0	0	0	6	4	0	2	0	1	1	0	1	9	24	8	1	10	.264
Apr 21	at Missouri	37	6	12	6	1	1	0	15	3	0	3	1	0	0	1	0	12	27	9	1	8	.265
Apr 27	SOUTH CAROLINA	33	7	8	6	2	1	2	18	4	0	2	1	0	1	0	0	6	27	7	2	4	.265
Apr 28	SOUTH CAROLINA	33	8	9	8	0	0	1	12	2	0	2	0	0	0	0	0	11	27	10	0	3	.265
Apr 29	SOUTH CAROLINA	35	9	10	8	4	2	0	18	6	0	5	1	4	0	0	0	5	27	9	1	9	.266
<b>Totals</b>		<b>1416</b>	<b>264</b>	<b>376</b>	<b>231</b>	<b>73</b>	<b>10</b>	<b>36</b>	<b>577</b>	<b>199</b>	<b>4</b>	<b>83</b>	<b>19</b>	<b>49</b>	<b>17</b>	<b>8</b>	<b>16</b>	<b>390</b>	<b>1117</b>	<b>374</b>	<b>27</b>	<b>337</b>	<b>.266</b>

## BIG INNINGS (FOUR-PLUS RUNS)

## VANDERBILT (18)

Date	Opponent	Inning	Runs	Result
2/16	#25 Duke	5	5	W, 9-1
2/18	#25 Duke	6	5	W, 9-1
2/20	Presbyterian	7	4	W, 7-1
2/21	Presbyterian	8	6	W, 15-2
2/23	UMass-Lowell	4	5	W, 15-0
2/23	UMass-Lowell	8	5	W, 15-0
2/24	UMass-Lowell	5	10	W, 15-2
2/27	Austin Peay	4	8	W, 19-6
2/27	Austin Peay	8	4	W, 19-6
2/28	Indiana State	6	4	W, 8-5
3/02	vs. Sam Houston St.	5	4	L, 7-6 (10)
3/04	vs. #24 Houston	1	4	W, 9-4
3/14	Eastern Kentucky	9	4	L, 6-5
3/17	at #19 Mississippi St.	8	7	W, 10-1
3/18	at #19 Mississippi St.	5	4	W, 4-3
4/07	#16 Georgia	5	4	W, 8-3
4/28	South Carolina	2	6	W, 8-1
4/30	South Carolina	2	4	L, 10-9

## OPPONENTS (8)

Date	Opponent	Inning	Runs	Result
3/21	vs. Belmont	5	5	L, 8-5
3/27	vs. Lipscomb	5	4	L, 5-1
3/30	at #2 Florida	7	5	L, 8-4
3/31	at #2 Florida	7	7	L, 10-2
4/01	at #2 Florida	1	4	L, 8-2
4/15	#5 Ole Miss - G1	7	4	W, 8-7
4/15	#5 Ole Miss - G2	5	4	W, 8-7
4/27	South Carolina	6	6	L, 8-7

## GAME-BY-GAME PITCHING STATISTICS

Date	Opponent	IP	H	R	ER	BB	SO	2B	3B	HR	WP	BK	HBP	DP	IBB	Score	W	L	SV	ERA
Feb 16	#25 DUKE	9.0	3	1	1	5	9	1	0	0	0	1	4	1	0	9-1	1	0	0	1.00
Feb 17	#25 DUKE	9.0	9	5	5	1	13	2	0	1	0	0	2	1	0	4-5	1	1	0	3.00
Feb 18	#25 DUKE	9.0	6	1	1	4	13	1	0	0	1	1	1	2	0	9-1	2	1	0	2.33
Feb 20	PRESBYTERIAN	9.0	5	1	1	2	7	1	0	0	0	0	1	1	0	7-1	3	1	0	2.00
Feb 21	PRESBYTERIAN	9.0	6	2	1	1	9	1	0	0	1	0	1	2	0	15-2	4	1	0	1.80
Feb 23	UMASS-LOWELL	9.0	4	0	0	2	11	0	0	0	0	0	1	1	0	15-0	5	1	0	1.50
Feb 24	UMASS-LOWELL	9.0	11	2	2	1	13	2	0	0	2	0	1	2	0	15-2	6	1	0	1.57
Feb 25	UMASS-LOWELL	9.0	4	2	2	1	12	0	0	0	0	0	1	0	0	9-2	7	1	0	1.62
Feb 27	AUSTIN PEAY	9.0	6	6	2	8	7	3	0	1	3	0	0	0	0	19-6	8	1	0	1.67
Feb 28	INDIANA STATE	9.0	5	5	5	2	9	0	0	3	0	0	1	0	0	8-5	9	1	0	2.00
Mar 02	vs. Sam Houston St.	9.1	9	7	7	3	12	0	0	4	0	0	1	0	0	6-7	9	2	0	2.45
Mar 03	vs. Louisiana	8.0	7	3	3	4	8	3	0	1	0	0	3	1	0	0-3	9	3	0	2.52
Mar 04	vs #24 Houston	9.0	12	4	4	0	9	5	0	1	2	0	0	0	0	9-4	10	3	0	2.63
Mar 07	at Long Beach State	8.0	4	4	4	7	8	0	0	0	2	0	0	0	0	3-4	10	4	0	2.75
Mar 09	at #11 UCLA	9.0	9	3	3	2	13	2	0	1	0	0	0	0	0	6-3	11	4	1	2.77
Mar 11	vs. #8 TCU	9.0	9	4	3	6	11	0	1	1	1	0	2	1	0	7-4	12	4	2	2.78
Mar 14	EASTERN KY.	9.0	7	6	5	6	12	2	0	0	1	0	1	0	0	5-6	12	5	2	2.91
Mar 16	at #19 Mississippi St.	9.0	5	0	0	7	10	0	0	0	1	0	0	2	0	5-0	13	5	3	2.75
Mar 17	at #19 Mississippi St.	9.0	8	1	1	2	14	1	0	1	0	0	2	0	0	10-1	14	5	3	2.66
Mar 18	at #19 Mississippi St.	9.0	6	3	3	3	10	1	0	0	1	1	0	0	0	4-3	15	5	4	2.67
Mar 21	vs Belmont	9.0	8	8	7	6	10	3	0	0	1	0	1	0	0	5-8	15	6	4	2.88
Mar 23	#19 LSU	9.0	8	2	2	4	8	0	1	0	0	0	1	2	0	4-2	16	6	5	2.84
Mar 24	#19 LSU	9.0	11	6	6	5	5	1	1	1	1	0	0	3	0	2-6	16	7	5	2.98
Mar 25	#19 LSU	7.0	2	0	0	2	9	0	0	0	0	0	0	0	0	1-0	17	7	5	2.88
Mar 27	vs Lipscomb	8.0	9	5	5	4	12	1	1	1	0	0	2	0	0	1-5	17	8	5	2.98
Mar 30	at #2 Florida	8.0	8	8	7	6	10	2	0	1	4	0	1	0	0	4-8	17	9	5	3.15
Mar 31	at #2 Florida	8.0	12	10	10	5	6	3	0	1	0	0	1	0	0	2-10	17	10	5	3.43
Apr 01	at #2 Florida	8.0	10	8	8	9	8	3	0	3	4	0	1	2	0	2-8	17	11	5	3.61
Apr 03	at Middle Tennessee	7.0	9	4	4	4	7	1	0	1	1	0	0	0	0	3-4	17	12	5	3.65
Apr 05	#16 GEORGIA	9.0	8	3	2	4	9	1	0	0	0	0	0	2	1	2-3	17	13	5	3.60
Apr 06	#16 GEORGIA	9.0	10	3	3	2	12	0	0	0	1	0	1	0	0	5-3	18	13	5	3.58
Apr 07	#16 GEORGIA	9.0	7	3	3	2	10	2	1	0	0	0	0	0	0	8-3	19	13	6	3.56
Apr 10	WESTERN KENTUCKY	9.0	3	2	0	5	12	0	0	0	0	0	1	0	0	3-2	20	13	7	3.45
Apr 13	#5 OLE MISS	9.0	14	11	11	8	9	1	1	1	4	0	2	0	0	3-11	20	14	7	3.67
Apr 15	#5 OLE MISS	8.0	7	7	7	2	3	2	0	1	0	0	2	1	0	8-7	21	14	7	3.79
Apr 15	#5 OLE MISS	7.0	11	7	7	2	8	3	0	1	1	0	0	1	0	8-7	22	14	8	3.90
Apr 17	EVANSVILLE	9.0	4	1	1	4	7	0	0	0	0	0	0	0	0	6-1	23	14	8	3.82
Apr 19	at Missouri	8.0	4	2	1	1	9	0	0	0	2	0	1	0	0	1-2	23	15	8	3.76
Apr 20	at Missouri	8.0	4	3	2	5	8	0	0	0	0	0	0	1	1	1-3	23	16	8	3.72
Apr 21	at Missouri	9.0	6	2	0	0	8	2	0	0	0	0	0	0	0	6-2	24	16	8	3.62
Apr 27	SOUTH CAROLINA	9.0	10	8	7	3	11	3	0	0	1	0	2	0	0	7-8	24	17	8	3.71
Apr 28	SOUTH CAROLINA	9.0	9	1	1	1	9	2	0	1	1	0	1	0	0	8-1	25	17	8	3.64
Apr 29	SOUTH CAROLINA	9.0	13	10	9	5	8	2	0	3	0	0	1	0	0	9-10	25	18	8	3.77
<b>Totals</b>		<b>372.1</b>	<b>322</b>	<b>174</b>	<b>156</b>	<b>156</b>	<b>408</b>	<b>57</b>	<b>6</b>	<b>29</b>	<b>36</b>	<b>3</b>	<b>40</b>	<b>26</b>	<b>2</b>	<b>264-174</b>	<b>25</b>	<b>18</b>	<b>8</b>	<b>3.77</b>



## GAME-BY-GAME STARTERS BY POSITION

Date	Opponent	C	1B	2B	3B	SS	LF	CF	RF	DH
Feb 16	#25 DUKE	Scott	Infante	Paul	Gonzalez	Kaiser	Jones	DeMarco	Bleday	King
Feb 17	#25 DUKE	Clarke	Infante	Paul	Gonzalez	Kaiser	Jones	DeMarco	Bleday	Day
Feb 18	#25 DUKE	Scott	Infante	Paul	Gonzalez	Kaiser	Martin	Jones	DeMarco	Fellows
Feb 20	PRESBYTERIAN	Scott	Infante	Paul	Gonzalez	Kaiser	Jones	DeMarco	Ray	Martin
Feb 21	PRESBYTERIAN	Clarke	Infante	Paul	Gonzalez	Kaiser	Jones	DeMarco	Bleday	Martin
Feb 23	UMASS-LOWELL	Scott	Infante	Paul	Gonzalez	Kaiser	Martin	Jones	DeMarco	King
Feb 24	UMASS-LOWELL	Clarke	Infante	Paul	Gonzalez	Kaiser	Jones	DeMarco	Bleday	Martin
Feb 25	UMASS-LOWELL	Scott	Martin	Paul	Gonzalez	Kaiser	Jones	DeMarco	Bleday	Fellows
Feb 27	AUSTIN PEAY	Scott	Martin	Paul	Gonzalez	Kaiser	Grisanti	Jones	DeMarco	Day
Feb 28	INDIANA STATE	Clarke	Martin	Paul	Gonzalez	Kaiser	Jones	DeMarco	Bleday	T. Brown
Mar 02	vs. Sam Houston St.	Scott	Infante	Paul	Gonzalez	Kaiser	Jones	DeMarco	Bleday	Martin
Mar 03	vs. Louisiana	Clarke	Infante	Paul	Gonzalez	Kaiser	Grisanti	DeMarco	Bleday	Martin
Mar 04	vs. #24 Houston	Scott	Martin	Paul	Gonzalez	Kaiser	Grisanti	DeMarco	Bleday	Fellows
Mar 07	at Long Beach St.	Clarke	Infante	Paul	Gonzalez	Kaiser	Grisanti	DeMarco	Bleday	Scott
Mar 09	at #11 UCLA	Clarke	Infante	Paul	Gonzalez	Kaiser	Jones	DeMarco	Bleday	Grisanti
Mar 11	vs. #8 TCU	Scott	Infante	Paul	Gonzalez	Kaiser	Grisanti	DeMarco	Bleday	Martin
Mar 14	EASTERN KY.	Duvall	Infante	Paul	Gonzalez	Kaiser	Grisanti	DeMarco	Bleday	Martin
Mar 16	at #19 Mississippi St.	Clarke	Infante	Paul	Gonzalez	Kaiser	Grisanti	DeMarco	Bleday	Martin
Mar 17	at #19 Mississippi St.	Clarke	Infante	Paul	Gonzalez	Kaiser	Grisanti	DeMarco	Bleday	Martin
Mar 18	at #19 Mississippi St.	Scott	Infante	Paul	Gonzalez	Kaiser	Martin	DeMarco	Bleday	Fellows
Mar 21	vs. Belmont	Clarke	Infante	Paul	Gonzalez	Kaiser	Martin	DeMarco	Ray	Hickman
Mar 23	#19 LSU	Scott	Infante	Paul	Martin	Kaiser	Jones	DeMarco	Bleday	Clarke
Mar 24	#19 LSU	Clarke	Infante	Paul	Martin	Kaiser	Jones	DeMarco	Bleday	Fellows
Mar 25	#19 LSU	Scott	Infante	Paul	Martin	Kaiser	Jones	DeMarco	Bleday	Clarke
Mar 27	vs. Lipscomb	Scott	Infante	Paul	Martin	Kaiser	Jones	DeMarco	Bleday	Raby
Mar 30	at #2 Florida	Scott	Infante	Paul	Martin	Kaiser	Grisanti	Jones	DeMarco	Clarke
Mar 31	at #2 Florida	Clarke	Infante	Paul	Gonzalez	Kaiser	Martin	Jones	DeMarco	Scott
Apr 01	at #2 Florida	Scott	Infante	Paul	Gonzalez	Kaiser	Martin	Jones	DeMarco	Clarke
Apr 03	at MTSU	Duvall	Infante	Paul	Gonzalez	Kaiser	Martin	Jones	DeMarco	Clarke
Apr 05	#16 GEORGIA	Scott	Infante	Paul	Martin	Kaiser	Davis	Jones	DeMarco	Clarke
Apr 06	#16 GEORGIA	Scott	Martin	Paul	Gonzalez	Kaiser	Ray	Jones	DeMarco	Clarke
Apr 07	#16 GEORGIA	Scott	Martin	Paul	Ray	Kaiser	Davis	Jones	DeMarco	Clarke
Apr 10	WKU	Duvall	Martin	Paul	Ray	Kaiser	Scott	Jones	DeMarco	Clarke
Apr 13	#5 OLE MISS	Scott	Infante	Paul	Ray	Kaiser	Martin	Jones	DeMarco	Raby
Apr 15	#5 OLE MISS	Scott	Infante	Paul	Martin	Ray	Davis	Jones	DeMarco	Clarke
Apr 15	#5 OLE MISS	Duvall	Infante	Paul	Martin	Kaiser	Scott	Jones	DeMarco	Clarke
Apr 17	EVANSVILLE	Duvall	Infante	Paul	Gonzalez	Kaiser	Scott	Martin	DeMarco	Clarke
Apr 19	at Missouri	Scott	Martin	Paul	Gonzalez	Kaiser	Ray	Jones	DeMarco	Clarke
Apr 20	at Missouri	Duvall	Martin	Paul	Gonzalez	Kaiser	Scott	Jones	DeMarco	Clarke
Apr 21	at Missouri	Duvall	Infante	Paul	Ray	Kaiser	Scott	Martin	DeMarco	Clarke
Apr 27	SOUTH CAROLINA	Duvall	Infante	Paul	Ray	Kaiser	Scott	Martin	DeMarco	Clarke
Apr 28	SOUTH CAROLINA	Duvall	Infante	Paul	Ray	Kaiser	Martin	Jones	DeMarco	Clarke
Apr 29	SOUTH CAROLINA	Clarke	Infante	Paul	Ray	Kaiser	Martin	Jones	DeMarco	Duvall

## STARTERS BREAKDOWN

(Win-Loss record in parenthesis)

## PITCHER:

Drake Fellows	11	(5-6)
Mason Hickman	9	(7-2)
Jake Eder	8	(3-5)
Patrick Raby	8	(4-4)
Chandler Day	3	(3-0)
Zach King	2	(1-1)
Jackson Gillis	1	(1-0)
Maddux Conger	1	(1-0)
Hugh Fisher	1	(1-0)

## CATCHER:

Stephen Scott	21	(14-7)
Philip Clarke	13	(6-7)
Ty Duvall	9	(5-4)

## FIRST BASE:

Julian Infante	34	(18-16)
Austin Martin	9	(7-2)

## SECOND BASE:

Ethan Paul	43	(25-18)
------------	----	---------

## THIRD BASE:

Jayson Gonzalez	28	(17-11)
Austin Martin	8	(4-4)
Harrison Ray	7	(4-3)

## SHORTSTOP:

Connor Kaiser	43	(25-18)
---------------	----	---------

## LEFT FIELD:

Alonzo Jones	13	(9-4)
Austin Martin	10	(4-6)
Walker Grisanti	9	(5-4)
Stephen Scott	6	(4-2)
Cooper Davis	3	(2-1)
Harrison Ray	2	(1-1)

## CENTER FIELD:

Pat DeMarco	22	(14-8)
Alonzo Jones	18	(9-9)
Austin Martin	3	(2-1)

## RIGHT FIELD:

Pat DeMarco	21	(11-10)
JJ Bleday	20	(13-7)
Harrison Ray	2	(1-1)

## DESIGNATED HITTER:

Philip Clarke	17	(10-7)
Austin Martin	9	(6-3)
Drake Fellows	5	(4-1)
Chandler Day	2	(1-1)
Zach King	2	(2-0)
Stephen Scott	2	(0-2)
Patrick Raby	2	(0-2)
Walker Grisanti	1	(1-0)
Tyler Brown	1	(1-0)
Mason Hickman	1	(0-1)
Ty Duvall	1	(0-1)

## STARTERS BREAKDOWN

(Win-Loss record in parenthesis)

## LEADOFF:

Austin Martin	33	(18-15)
Walker Grisanti	7	(5-2)
Pat DeMarco	2	(1-1)
Philip Clarke	1	(1-0)

## 2ND SPOT:

Connor Kaiser	18	(10-8)
Ethan Paul	8	(3-5)
Alonzo Jones	6	(5-1)
Austin Martin	5	(4-1)
Stephen Scott	4	(2-2)
Philip Clarke	2	(1-1)

## 3RD SPOT:

Ethan Paul	19	(13-6)
Pat DeMarco	13	(7-6)
Philip Clarke	9	(4-5)
JJ Bleday	1	(1-0)
Stephen Scott	1	(0-1)

## CLEANUP:

Pat DeMarco	24	(16-8)
JJ Bleday	9	(6-3)
Julian Infante	5	(1-4)
Philip Clarke	2	(1-1)
Mason Hickman	1	(0-1)
Ethan Paul	1	(0-1)
Jayson Gonzalez	1	(1-0)

## 5TH SPOT:

Connor Kaiser	10	(6-4)
Philip Clarke	9	(6-3)
Stephen Scott	6	(3-3)
Ethan Paul	4	(2-2)
JJ Bleday	3	(1-2)
Ty Duvall	3	(1-2)
Jayson Gonzalez	2	(1-1)
Zach King	2	(2-0)
Chandler Day	1	(1-0)
Drake Fellows	1	(1-0)
Julian Infante	1	(1-0)
Patrick Raby	1	(0-1)

## 6TH SPOT:

Connor Kaiser	11	(7-4)
Jayson Gonzalez	10	(5-5)
Ethan Paul	7	(4-3)
Pat DeMarco	4	(1-3)
Julian Infante	3	(3-0)
Philip Clarke	3	(2-1)
Stephen Scott	2	(2-0)
Drake Fellows	1	(1-0)
Patrick Raby	1	(0-1)
Harrison Ray	1	(0-1)

## 7TH SPOT:

Stephen Scott	11	(6-5)
JJ Bleday	7	(5-2)
Jayson Gonzalez	7	(6-1)
Ethan Paul	3	(2-1)
Philip Clarke	3	(0-3)
Alonzo Jones	3	(1-2)
Drake Fellows	2	(2-0)
Connor Kaiser	2	(1-1)
Julian Infante	2	(1-1)
Ty Duvall	1	(0-1)
Walker Grisanti	1	(0-1)
Harrison Ray	1	(1-0)

## 8TH SPOT:

Jayson Gonzalez	7	(4-3)
Julian Infante	7	(3-4)
Alonzo Jones	7	(2-5)
Harrison Ray	6	(4-2)
Stephen Scott	4	(4-0)
Ty Duvall	4	(3-1)
Connor Kaiser	2	(1-1)
Philip Clarke	1	(1-0)
Cooper Davis	1	(0-1)
Walker Grisanti	1	(1-0)
Ethan Paul	1	(1-0)
Drake Fellows	1	(0-1)
Tyler Brown	1	(1-0)

## 9TH SPOT:

Julian Infante	16	(9-7)
Alonzo Jones	15	(10-5)
Harrison Ray	3	(1-2)
Cooper Davis	2	(2-0)
Ty Duvall	2	(1-1)
Chandler Day	1	(0-1)
Jayson Gonzalez	1	(0-1)
Austin Martin	1	(1-0)
Walker Grisanti	1	(0-1)
Stephen Scott	1	(1-0)

## GAME-BY-GAME BATTING ORDER

Date	Opponent	1	2	3	4	5	6	7	8	9
Feb 16	#25 DUKE	DeMarco	Kaiser	Paul	Infante	King	Gonzalez	Bleday	Jones	Scott
Feb 17	#25 DUKE	DeMarco	Kaiser	Paul	Infante	Clarke	Gonzalez	Bleday	Jones	Day
Feb 18	#25 DUKE	Martin	Kaiser	Paul	DeMarco	Scott	Infante	Fellows	Gonzalez	Jones
Feb 20	PRESBYTERIAN	Martin	Kaiser	Paul	DeMarco	Infante	Scott	Gonzalez	Ray	Jones
Feb 21	PRESBYTERIAN	Martin	Kaiser	Paul	DeMarco	Clarke	Infante	Bleday	Gonzalez	Jones
Feb 23	UMASS-LOWELL	Martin	Kaiser	Paul	DeMarco	King	Infante	Scott	Gonzalez	Jones
Feb 24	UMASS-LOWELL	Martin	Kaiser	Paul	DeMarco	Clarke	Gonzalez	Bleday	Infante	Jones
Feb 25	UMASS-LOWELL	Martin	Kaiser	Paul	DeMarco	Fellows	Gonzalez	Bleday	Scott	Jones
Feb 27	AUSTIN PEAY	Martin	Kaiser	Paul	DeMarco	Day	Gonzalez	Scott	Grisanti	Jones
Feb 28	INDIANA STATE	Martin	Kaiser	Paul	DeMarco	Clarke	Gonzalez	Bleday	T. Brown	Jones
Mar 02	vs. Sam Houston St.	Martin	Kaiser	Paul	DeMarco	Bleday	Gonzalez	Scott	Infante	Jones
Mar 03	vs. Louisiana	Martin	Kaiser	Paul	DeMarco	Clarke	Gonzalez	Bleday	Infante	Grisanti
Mar 04	vs. #24 Houston	Grisanti	Scott	Paul	DeMarco	Bleday	Kaiser	Fellows	Gonzalez	Martin
Mar 07	at Long Beach St.	Grisanti	Scott	DeMarco	Paul	Bleday	Kaiser	Clarke	Gonzalez	Infante
Mar 09	at #11 UCLA	Grisanti	Paul	DeMarco	Bleday	Kaiser	Clarke	Gonzalez	Infante	Jones
Mar 11	vs. #8 TCU	Grisanti	Martin	DeMarco	Bleday	Gonzalez	Paul	Kaiser	Scott	Infante
Mar 14	EASTERN KY.	Grisanti	Martin	DeMarco	Bleday	Gonzalez	Paul	Kaiser	Duvall	Infante
Mar 16	at #19 Mississippi St.	Grisanti	Martin	DeMarco	Bleday	Kaiser	Paul	Gonzalez	Clarke	Infante
Mar 17	at #19 Mississippi St.	Grisanti	Martin	DeMarco	Bleday	Kaiser	Clarke	Gonzalez	Paul	Infante
Mar 18	at #19 Mississippi St.	Martin	Paul	DeMarco	Bleday	Kaiser	Fellows	Gonzalez	Scott	Infante
Mar 21	vs. Belmont	Martin	Paul	DeMarco	Hickman	Kaiser	Clarke	Gonzalez	Infante	Ray
Mar 23	#19 LSU	Martin	Clarke	DeMarco	Bleday	Kaiser	Paul	Infante	Scott	Jones
Mar 24	#19 LSU	Martin	Clarke	DeMarco	Bleday	Kaiser	Paul	Infante	Fellows	Jones
Mar 25	#19 LSU	Clarke	Martin	Bleday	DeMarco	Paul	Kaiser	Scott	Jones	Infante
Mar 27	vs. Lipscomb	Martin	Paul	DeMarco	Bleday	Kaiser	Raby	Scott	Jones	Infante
Mar 30	at #2 Florida	Martin	Scott	DeMarco	Clarke	Kaiser	Paul	Grisanti	Infante	Jones
Mar 31	at #2 Florida	Martin	Kaiser	Paul	Infante	Scott	DeMarco	Clarke	Gonzalez	Jones
Apr 01	at #2 Florida	Martin	Paul	Clarke	Infante	Scott	DeMarco	Jones	Kaiser	Gonzalez
Apr 03	at MTSU	Martin	Kaiser	Clarke	Infante	Paul	DeMarco	Duvall	Gonzalez	Jones
Apr 05	#16 GEORGIA	Martin	Jones	Clarke	DeMarco	Paul	Kaiser	Scott	Davis	Infante
Apr 06	#16 GEORGIA	Martin	Jones	Clarke	Gonzalez	Paul	DeMarco	Scott	Kaiser	Ray
Apr 07	#16 GEORGIA	Martin	Jones	Clarke	DeMarco	Scott	Kaiser	Paul	Ray	Davis
Apr 10	WKU	Martin	Jones	Clarke	DeMarco	Scott	Kaiser	Paul	Ray	Duvall
Apr 13	#5 OLE MISS	Martin	Kaiser	Scott	DeMarco	Raby	Ray	Paul	Jones	Infante
Apr 15	#5 OLE MISS	Martin	Jones	Paul	DeMarco	Clarke	Kaiser	Scott	Infante	Davis
Apr 15	#5 OLE MISS	Martin	Jones	Paul	DeMarco	Clarke	Kaiser	Scott	Duvall	Infante
Apr 17	EVANSVILLE	Martin	Kaiser	Paul	DeMarco	Clarke	Scott	Gonzalez	Duvall	Infante
Apr 19	at Missouri	Martin	Kaiser	Paul	DeMarco	Clarke	Gonzalez	Scott	Jones	Ray
Apr 20	at Missouri	Martin	Kaiser	Paul	DeMarco	Scott	Gonzalez	Clarke	Jones	Duvall
Apr 21	at Missouri	Martin	Scott	DeMarco	Clarke	Kaiser	Paul	Ray	Duvall	Infante
Apr 27	SOUTH CAROLINA	Martin	Paul	Clarke	DeMarco	Duvall	Kaiser	Scott	Ray	Infante
Apr 28	SOUTH CAROLINA	Martin	Paul	Clarke	DeMarco	Duvall	Kaiser	Jones	Ray	Infante
Apr 29	SOUTH CAROLINA	Martin	Paul	Clarke	DeMarco	Duvall	Kaiser	Jones	Ray	Infante

## VANDERBILT HOME RUNS

No.	Player	Game #	Date	Opponent	Pitcher	Runs	Inn	Outs	Count	Final
1.	Scott	2	Feb. 17	#25 Duke	Stinson, G	1	7	2	0-2	L, 5-4
2.	Martin	3	Feb. 18	#25 Duke	Stallings, M *	1	1	0	1-1	W, 9-1
3.	Paul	4	Feb. 20	Presbyterian	PARADIS, A.	1	1	2	2-1	W, 7-1
4.	Clarke	5	Feb. 21	Presbyterian	McLAUGHLIN	3	1	2	0-0	W, 15-2
5.	Bleday	6	Feb. 23	UMass-Lowell	Hoar III	1	7	2	1-0	W, 15-0
6.	Gonzalez	7	Feb. 24	UMass-Lowell	Riley	3	5	1	3-2	W, 15-2
7.	Paul	7	Feb. 24	UMass-Lowell	Constant	4	5	2	3-2	W, 15-2
8.	Gonzalez	7	Feb. 24	UMass-Lowell	Hoar III	2	8	0	2-2	W, 15-2
9.	Scott	8	Feb. 25	UMass-Lowell	Rand	3	6	1	1-2	W, 9-2
10.	Paul	9	Feb. 27	AUSTIN PEAY	Gollert	2	3	1	0-0	W, 19-6
11.	Grisanti	9	Feb. 27	AUSTIN PEAY	Rye	3	4	2	3-2	W, 19-6
12.	Bleday	9	Feb. 27	AUSTIN PEAY	Wilson	1	8	0	1-0	W, 19-6
13.	DeMarco	10	Feb. 28	INDIANA STATE	Ward	1	6	0	2-2	W, 8-5
14.	Jones	10	Feb. 28	INDIANA STATE	Ridgway	3	6	2	0-1	W, 8-5
15.	Bleday	13	Mar. 4	vs. #24 Houston	Randel	2	1	1	3-2	W, 9-4
16.	Gonzalez	14	Mar. 7	at Long Beach	S. Sanchez	1	5	0	0-1	L, 4-3
17.	Paul	15	Mar. 9	at #11 UCLA	Bird	2	2	2	2-1	W, 6-3
18.	Infante	22	Mar. 23	#19 LSU	Z. Hess	2	2	1	1-1	W, 4-2
19.	DeMarco	22	Mar. 23	#19 LSU	Z. Hess	2	3	1	1-2	W, 4-2
20.	Clarke	26	Mar. 30	at #2 Florida	Singer	1	7	0	1-0	L, 8-4
21.	Scott	26	Mar. 30	at #2 Florida	Mace	3	8	1	3-1	L, 8-4
22.	Duvall	27	Mar. 31	at #2 Florida	McMullen	1	9	0	1-1	L, 10-2
23.	Paul	28	Apr. 1	at #2 Florida	Dyson	2	3	2	3-2	L, 8-2
24.	Gonzalez	29	Apr. 3	at MTSU	Blair	3	4	1	0-1	L, 4-3
25.	DeMarco	31	Apr. 6	#16 UGA	R. Webb	1	2	0	1-2	W, 5-3
26.	Scott	32	Apr. 7	#16 UGA	Kristofak	3	7	1	1-2	W, 8-3
27.	DeMarco	33	Apr. 10	WKU	M. Martin	1	6	0	0-2	W, 3-2
28.	Kaiser	33	Apr. 10	WKU	M. Martin	2	6	0	0-0	W, 3-2
29.	Paul	35	Apr. 15	#5 OLE MISS	D. Woolfolk	1	8	0	3-2	W, 8-7
30.	DeMarco	36	Apr. 15	#5 OLE MISS	J. McArthur	1	4	0	3-1	W, 8-7
31.	Scott	36	Apr. 15	#5 OLE MISS	J. McArthur	2	4	1	0-0	W, 8-7
32.	Paul	37	Apr. 17	EVANSVILLE	Ruesch	2	3	2	0-2	W, 6-1
33.	Paul	37	Apr. 17	EVANSVILLE	Brady	1	8	0	1-0	W, 6-1
34.	DeMarco	41	Apr. 27	S. CAROLINA	L. Chapman	2	1	2	1-0	L, 8-7
35.	Duvall	41	Apr. 27	S. CAROLINA	L. Chapman	1	1	2	0-0	L, 8-7
36.	Jones	42	Apr. 28	S. CAROLINA	R. Chapman	2	5	2	3-2	W, 8-1

\* - leadoff home run

## HOME RUN TRACKER

Player	Career HR	Last HR	Opponent	Runs	Inn	Outs	Count	Final
Bleday	5	March 4, 2018	vs. #24 Houston	2	1	1	3-2	W, 9-4
Clarke	2	March 30, 2018	at #2 Florida	1	7	0	1-0	L, 8-4
DeMarco	6	April 27, 2018	vs. South Carolina	2	1	2	1-0	L, 8-7
Duvall	2	April 27, 2018	vs. South Carolina	1	1	2	0-0	L, 8-7
Gonzalez	4	April 3, 2018	at MTSU	3	4	1	0-1	L, 4-3
Grisanti	2	Feb. 27, 2018	vs. Austin Peay	3	4	2	3-2	W, 19-6
Infante	18	March 23, 2018	vs. #19 LSU	2	2	1	1-1	W, 4-2
Jones	3	April 28, 2018	vs. South Carolina	2	5	2	3-2	W, 8-1
Kaiser	2	April 10, 2017	vs. WKU	2	6	0	0-0	W, 3-2
Martin	1	Feb. 18, 2018	vs. #25 Duke	1	1	0	1-1	W, 9-1
Paul	17	April 17, 2018	vs. Evansville	1	8	0	1-0	W, 6-1
Ray	1	Feb. 28, 2017	vs. Southeastern La.	2	6	0	0-0	W, 9-6
Scott	8	April 15, 2018	vs. #5 Ole Miss - G2	2	4	1	0-0	W, 8-7

## HOME RUN BREAKDOWN

at Home	28
on the Road	7
at Neutral Site	1
vs. RHP	26
vs. LHP	10
vs. SEC Teams	14
vs. Non-Conference Teams	22
with 0 outs	13
with 1 out	10
with 2 outs	13
Solo HR	15
2-run HR	12
3-run HR	8
Grand Slam	1
Inside-the-Park HR	0
February	14
March	7
April	14
May	0
June	0
in 1st inning	6
in 2nd inning	3
in 3rd inning	4
in 4th inning	4
in 5th inning	4
in 6th inning	5
in 7th inning	4
in 8th inning	5
in 9th inning	1
in extra innings	0
Leadoff hitter	1
2-hole	3
3-hole	6
Cleanup	6
5-hole	4
6-hole	4
7-hole	5
8-hole	4
9-hole	1
Pinch hitter	2
to Left Field	10
to Left Center	4
to Centerfield	4
to Right Center	5
to Right Field	13
Day Games	22
Night Games	14
Starters	17
Relievers	19
To tie the game	3
To put Vanderbilt ahead	13
Walkoff HR	0
To lead off a game	1
To lead off an inning	11
Record with HR	18-7
Record without HR	7-11

## VANDERBILT RECORD WHEN...

	2018
Total	25-18
Conference	11-10
Non-Conf	14-8
Home	18-7
Away	5-7
Neutral	2-4
Day	19-6
Night	6-12
vs Left	11-3
vs Right	14-15
1-Run games	5-9
2-Run games	2-1
5+Run games	14-3
Extra inns	1-1
Shutouts	3-1
Scoring 0-2 runs	1-8
Scoring 3-5 runs	5-7
Scoring 6-9 runs	14-3
Scoring 10+ runs	5-0
Opponent 0-2 runs	15-1
Opponent 3-5 runs	7-7
Opponent 6-9 runs	3-7
Opponent 10+ runs	0-3
Scored in 1st inning	9-2
Scores first	13-8
Opp. scores first	12-10
After 6 leading	25-4
After 6 trailing	0-13
After 6 tied	0-1
After 7 leading	22-3
After 7 trailing	0-12
After 7 tied	0-2
After 8 leading	22-1
After 8 trailing	0-15
After 8 tied	0-1
Hit 0 home runs	7-11
Hit 1 home run	11-5
Hit 2+ home runs	7-2
Opponent 0 home runs	16-7
Opponent 1 home run	8-8
Opponent 2+ HRs	1-3
Made 0 errors	16-9
Made 1 error	7-4
Made 2+ errors	2-5
Opp. made 0 errors	6-9
Opp. made 1 error	12-7
Opp. made 2+ errors	7-2
Out-hit opponent	17-5
Out-hit by opponent	5-10
Hits are tied	3-3

## MISCELLANEOUS STATS

HITTING	Longest	Current
Austin Martin	13	1
JJ Bleday	8	-
Ethan Paul	8	-
Pat DeMarco	8	6
Connor Kaiser	7	-
Stephen Scott	7	-
Philip Clarke	6	2
Ty Duvall	5	5
Jayson Gonzalez	5	-
Julian Infante	5	3
Alonzo Jones	5	2
Harrison Ray	5	5
Walker Grisanti	4	-
Garrett Blaylock	2	-
Cooper Davis	1	-

REACHED BASE	Longest	Current
Connor Kaiser	23	5
Austin Martin	16	1
JJ Bleday	13	13
Ethan Paul	13	1
Walker Grisanti	13	-
Stephen Scott	11	-
Pat DeMarco	10	9
Philip Clarke	9	2
Ty Duvall	7	7
Jayson Gonzalez	6	-
Alonzo Jones	6	2
Julian Infante	5	3
Harrison Ray	5	5
Tyler Solomon	2	2
Cooper Davis	2	-
Garrett Blaylock	2	-

## GAME SUMMARY

## Record when team scores:

Runs	0	1	2	3	4	5	6	7	8	9	10+
W-L	0-1	1-3	0-4	1-3	2-2	2-2	3-1	2-1	5-0	4-1	5-0

## Record when opponent scores:

Runs	0	1	2	3	4	5	6	7	8	9	10+
W-L	3-0	6-0	6-1	4-3	2-2	1-2	1-2	2-1	0-4	0-0	0-3

## Record when leading after:

Inn.	1	2	3	4	5	6	7	8
W-L	9-2	10-4	15-5	18-6	21-5	25-4	22-3	22-1

## Record when trailing after:

Runs	1	2	3	4	5	6	7	8
W-L	6-5	3-7	2-8	3-9	2-10	0-13	0-12	0-15

## Record when tied after:

Runs	1	2	3	4	5	6	7	8
W-L	10-11	12-7	8-5	4-3	2-3	0-1	0-2	0-1

## General summary:

Current losing streak	1
Longest winning streak	8
Longest losing streak	6

Home attendance	70838 (25 dates avg = 2833)
Away attendance	59484 (18 dates avg = 3304)
Total attendance	130322 (43 dates avg = 3030)

## INNING-BY-INNING SUMMARY

	1	2	3	4	5	6	7	8	9	EX	Total
Vanderbilt	22	27	22	32	43	40	31	36	10	1	264
Opponents	22	11	14	12	29	20	34	19	11	2	174

MULTI-HIT GAMES	2	3	4	5+	Tot
Pat DeMarco	13	4	-	-	17
Austin Martin	7	5	1	-	13
Connor Kaiser	11	-	-	-	11
Philip Clarke	8	2	-	-	10
JJ Bleday	8	1	-	-	9
Ethan Paul	5	3	1	-	9
Stephen Scott	4	1	-	-	5
Julian Infante	5	-	-	-	5
Alonzo Jones	3	1	-	-	4
Jayson Gonzalez	2	-	2	-	4
Harrison Ray	3	-	-	-	3
Ty Duvall	1	-	-	-	1
TEAM	70	17	4	0	91

MULTI-RBI GAMES	2	3	4	5+	Tot
Connor Kaiser	8	1	-	-	9
Ethan Paul	3	4	1	1	9
Pat DeMarco	7	-	1	-	8
Philip Clarke	2	4	-	-	6
Jayson Gonzalez	1	3	1	1	6
Stephen Scott	1	1	2	-	4
Julian Infante	3	-	-	-	3
Alonzo Jones	1	1	-	-	2
Walker Grisanti	-	1	-	-	1
Harrison Ray	-	-	1	-	1
Garrett Blaylock	1	-	-	-	1
JJ Bleday	1	-	-	-	1
Ty Duvall	-	-	1	-	1
TEAM	28	15	7	2	52



## VU ALL-TIME VS. OPPONENTS

Auburn	61-93-1
Austin Peay	54-20-2
Belmont	56-14-0
Duke	2-1-0
Eastern Kentucky	0-2-0
Evansville	34-18-0
Florida	73-137-0
Georgia	115-121-0
Houston	1-2-0
Indiana State	5-3-0
Kentucky	121-125-3
Lipscomb	51-12-0
Long Beach State	5-2-0
Louisiana	0-1-0
Louisville	22-9-0
LSU	44-59-0
Middle Tennessee	97-44-0
Mississippi State	47-69-2
Missouri	17-3-0
Ole Miss	56-57-2
Presbyterian	3-0-0
Sam Houston State	0-1-0
South Carolina	33-58-0
TCU	3-1-0
Tennessee	162-161-3
Tennessee Tech	43-22-0
UCLA	2-1-0
USC	3-1-0
UMass-Lowell	3-0-0
Western Kentucky	42-19-0

## CORBIN VS. 2018 OPPONENTS

Auburn	25-9-0
Austin Peay	16-2-0
Belmont	20-6-0
Duke	2-1-0
Eastern Kentucky	0-1-0
Evansville	7-2-0
Florida	23-35-0
Georgia	36-16-0
Houston	1-0-0
Indiana State	4-1-0
Kentucky	28-16-0
Lipscomb	19-4-0
Long Beach State	5-2-0
Louisiana	0-1-0
Louisville	11-7-0
LSU	21-15-0
Middle Tennessee	24-10-0
Mississippi State	26-10-0
Missouri	17-3-0
Ole Miss	21-22-0
Presbyterian	2-0-0
Sam Houston State	0-1-0
South Carolina	28-29-0
TCU	3-1-0
Tennessee	30-17-0
Tennessee Tech	9-20
UCLA	2-1-0
USC	2-1-0
UMass-Lowell	3-0-0
Western Kentucky	13-5-0

## CORBIN RECORD BY VENUE

Home	416-135-1
Away	176-151-0
Neutral	78-48-0

## SERIES-BY-SERIES BATTING

	AVG.	GP	AB	R	H	2B	3B	HR	RBI	TB	SLG%	BB	HP	SO	GDP	OB%	SF	SH	SB-ATT
#25 DUKE	.339	3	109	22	37	6	0	2	19	49	.450	10	3	20	2	.407	1	1	5-5
PRESBYTERIAN	.315	2	73	22	23	7	1	2	16	38	.521	14	2	9	1	.438	0	0	8-9
UMASS-LOWELL	.370	3	108	39	40	8	1	5	36	65	.602	29	5	29	2	.517	1	1	12-12
at Mississippi State	.296	3	108	19	32	8	1	0	12	42	.389	13	3	34	4	.387	0	4	4-6
LSU	.209	3	86	7	18	3	0	2	6	27	.314	7	2	26	0	.284	0	1	7-7
at Florida	.163	3	98	8	16	2	0	4	8	30	.306	6	3	36	0	.234	0	2	2-2
GEORGIA	.286	3	98	15	28	7	0	2	15	41	.418	13	3	26	0	.383	1	1	10-12
OLE MISS	.272	3	81	19	22	4	2	3	16	39	.481	9	4	28	0	.368	1	2	5-8
at Missouri	.245	3	102	8	25	3	1	0	8	30	.294	9	1	35	1	.310	1	1	6-7
SOUTH CAROLINA	.267	3	101	24	27	6	3	3	22	48	.475	12	4	22	0	.368	0	1	9-11
at Auburn																			
at Tennessee																			
KENTUCKY																			

## SERIES-BY-SERIES PITCHING

	ERA	W-L	GS	CG	SV	IP	H	R	ER	BB	SO	2B	3B	HR	B/AVG.
#25 DUKE	2.33	2-1	3	0	0	27.0	18	7	7	10	35	4	0	1	.194
PRESBYTERIAN	1.00	2-0	2	0	0	18.0	11	3	2	3	16	2	0	0	.177
UMASS-LOWELL	1.33	3-0	3	0	0	27.0	19	4	4	4	36	2	0	0	.198
at Mississippi State	1.33	3-0	3	0	2	27.0	19	4	4	12	34	2	0	1	.194
LSU	2.88	2-1	3	1	1	25.0	21	8	8	11	22	1	2	1	.244
at Florida	9.38	0-3	3	0	0	24.0	30	26	25	20	24	8	0	5	.309
GEORGIA	2.67	2-1	3	0	1	27.0	25	9	8	8	31	3	1	0	.245
OLE MISS	9.38	2-1	3	0	1	24.0	32	25	25	12	20	6	1	3	.333
at Missouri	1.08	1-2	3	0	0	25.0	14	7	3	6	25	2	0	0	.163
SOUTH CAROLINA	5.67	1-2	3	0	0	27.0	32	19	17	9	28	7	0	4	.288
at Auburn															
at Tennessee															
KENTUCKY															

## MONTH-BY-MONTH BATTING

	AVG.	GP	AB	R	H	2B	3B	HR	RBI	TB	SLG%	BB	HP	SO	GDP	OB%	SF	SH	SB-ATT
February	.352	10	364	110	128	29	2	14	96	203	.558	65	11	78	5	.460	3	2	30-32
March	.221	17	556	74	123	20	2	8	60	171	.308	78	18	170	10	.335	2	7	22-28
April	.252	16	496	80	125	24	6	14	75	203	.409	56	20	142	1	.350	3	8	31-42
May																			
June																			

## MONTH-BY-MONTH PITCHING

	ERA	W-L	GS	CG	SV	IP	H	R	ER	BB	SO	2B	3B	HR	B/AVG.
February	2.00	9-1	10	0	0	90.0	59	25	20	27	103	11	0	5	.186
March	4.31	8-9	17	1	5	146.1	134	74	70	72	167	24	4	13	.249
April	4.37	8-8	16	0	3	136.0	129	75	66	57	138	22	2	11	.251
May															
June															

## HOME-AWAY-NEUTRAL BATTING

	AVG.	GP	AB	R	H	2B	3B	HR	RBI	TB	SLG%	BB	HP	SO	GDP	OB%	SF	SH	SB-ATT
Home	.297	25	826	189	245	51	8	28	169	396	.479	120	31	204	6	.403	5	8	62-72
Away	.234	12	393	47	92	16	2	7	40	133	.338	44	9	125	7	.324	2	9	12-19
Neutral	.198	6	197	28	39	6	0	1	22	48	.244	35	9	61	3	.343	1	0	9-11

## HOME-AWAY-NEUTRAL PITCHING

	ERA	W-L	GS	CG	SV	IP	H	R	ER	BB	SO	2B	3B	HR	B/AVG.
Home	3.44	18-7	25	1	4	220.0	183	95	84	82	235	30	4	13	.228
Away	3.87	5-7	12	0	3	100.0	85	48	43	51	111	15	0	8	.230
Neutral	4.99	2-4	6	0	1	52.1	54	31	29	23	62	12	2	8	.276

## DAY-NIGHT BATTING

	AVG.	GP	AB	R	H	2B	3B	HR	RBI	TB	SLG%	BB	HP	SO	GDP	OB%	SF	SH	SB-ATT
Day	.298	25	848	194	253	53	6	22	170	384	.453	118	28	228	10	.399	5	8	60-68
Night	.217	18	568	70	123	20	4	14	61	193	.340	81	21	162	6	.334	3	9	23-34

## DAY-NIGHT PITCHING

	ERA	W-L	GS	CG	SV	IP	H	R	ER	BB	SO	2B	3B	HR	B/AVG.
Day	3.52	19-6	25	1	4	217.1	185	94	85	75	239	35	2	22	.230
Night	4.12	6-12	18	0	4	155.0	137	80	71	81	169	22	4	7	.242



Vanderbilt Baseball  
Overall Statistics for Vanderbilt (as of Apr 29, 2018)  
(All games Sorted by Batting avg)



Record: 25-18 Home: 18-7 Away: 5-7 Neutral: 2-4 SEC: 11-10

Player	avg	gp-gs	ab	r	h	2b	3b	hr	rbi	tb	slg%	bb	hp	so	gdp	ob%	sf	sh	sb-att	po	a	e	fld%
Austin Martin	.349	40-39	146	30	51	8	0	1	11	62	.425	21	10	27	1	.463	0	3	18-25	106	8	2	.983
Pat DeMarco	.311	43-43	167	35	52	9	1	6	28	81	.485	15	4	35	1	.382	0	0	7-10	74	3	0	1.000
Philip Clarke	.288	39-30	139	17	40	10	0	2	23	56	.403	19	3	22	3	.383	1	1	4-6	111	15	0	1.000
Connor Kaiser	.264	43-43	159	31	42	8	1	1	25	55	.346	25	3	38	1	.374	0	6	11-13	67	97	0	1.000
Ethan Paul	.252	43-43	155	33	39	10	1	8	36	75	.484	19	13	48	1	.378	1	1	13-14	58	101	3	.981
Jayson Gonzalez	.240	32-28	100	14	24	3	0	4	24	39	.390	8	1	39	4	.303	0	0	1-1	10	38	7	.873
Alonzo Jones	.231	35-31	104	22	24	4	3	2	9	40	.385	14	1	31	1	.328	0	3	14-14	61	2	0	1.000
Stephen Scott	.206	34-29	102	21	21	6	0	5	21	42	.412	21	6	33	1	.372	0	1	5-7	194	21	4	.982
Julian Infante	.171	35-34	117	11	20	5	1	1	15	30	.256	10	3	50	1	.248	3	1	1-1	254	14	3	.989
-----																							
JJ Bleday	.372	24-20	78	14	29	3	0	3	8	41	.526	13	1	17	2	.467	0	0	1-2	40	0	0	1.000
Garrett Blaylock	.300	11-0	10	3	3	1	0	0	4	4	.400	0	0	4	0	.300	0	0	0-0	1	3	0	1.000
Ty Duvall	.289	20-10	38	9	11	2	1	2	6	21	.553	10	0	12	0	.438	0	0	1-1	99	7	1	.991
Harrison Ray	.283	29-11	46	7	13	3	2	0	11	20	.435	4	1	13	0	.346	1	0	4-4	7	19	3	.897
Cooper Davis	.182	9-3	11	3	2	0	0	0	4	2	.182	2	0	1	0	.286	1	0	1-1	3	0	0	1.000
Walker Grisanti	.139	19-10	36	11	5	1	0	1	5	9	.250	16	3	16	0	.429	1	1	2-3	12	0	0	1.000
Kiambu Fentress	.000	8-0	5	1	0	0	0	0	1	0	.000	0	0	2	0	.000	0	0	0-0	2	0	0	1.000
Tyler Solomon	.000	5-0	3	2	0	0	0	0	0	0	.000	2	0	2	0	.400	0	0	0-0	2	0	0	1.000
Mason Hickman	.000	1-1	0	0	0	0	0	0	0	0	.000	0	0	0	0	.000	0	0	0-0	3	3	0	1.000
Patrick Raby	.000	2-2	0	0	0	0	0	0	0	0	.000	0	0	0	0	.000	0	0	0-0	3	6	0	1.000
Tyler Brown	.000	1-1	0	0	0	0	0	0	0	0	.000	0	0	0	0	.000	0	0	0-0	0	2	0	1.000
Drake Fellows	.000	5-5	0	0	0	0	0	0	0	0	.000	0	0	0	0	.000	0	0	0-0	3	12	1	.938
Zach King	.000	2-2	0	0	0	0	0	0	0	0	.000	0	0	0	0	.000	0	0	0-0	2	4	1	.857
Chandler Day	.000	2-2	0	0	0	0	0	0	0	0	.000	0	0	0	0	.000	0	0	0-0	1	3	1	.800
Totals	.266	43	1416	264	376	73	10	36	231	577	.407	199	49	390	16	.373	8	17	83-102	1117	374	27	.982
Opponents	.235	43	1369	174	322	57	6	29	156	478	.349	156	40	408	21	.328	16	20	34-48	1088	348	43	.971

LOB - Team (337), Opp (312). DPs turned - Team (26), Opp (21). CI - Team (2), Scott 1, Duvall 1.

(All games Sorted by Earned run avg)

Player	era	w-l	app	gs	cg	sho	sv	ip	h	r	er	bb	so	2b	3b	hr	b/avg	wp	hp	bk	sfa	sha
Patrick Raby	2.41	3-4	11	8	0	0/1	0	52.1	47	16	14	20	44	7	2	4	.242	3	4	0	1	2
Drake Fellows	3.62	4-3	11	11	0	0/2	0	64.2	53	29	26	28	75	7	1	2	.232	7	7	0	3	6
Mason Hickman	3.78	7-1	11	8	1	1/0	0	52.1	49	24	22	14	48	13	1	4	.245	4	0	2	2	1
-----																						
Erik Kaiser	0.00	0-0	2	0	0	0/0	0	2.0	1	0	0	0	3	1	0	0	.143	0	0	0	0	0
AJ Franklin	0.00	0-0	2	0	0	0/1	0	1.2	0	0	0	1	0	0	0	0	.000	0	0	0	0	0
Hugh Fisher	1.93	2-0	8	0	0	0/0	0	9.1	6	5	2	6	8	0	0	0	.194	2	2	0	0	0
Maddux Conger	2.92	1-0	6	1	0	0/0	0	12.1	10	8	4	11	13	4	0	1	.213	5	1	0	0	0
Justin Wilson	3.38	0-0	6	0	0	0/0	0	5.1	2	2	2	4	8	0	0	0	.133	1	2	0	1	1
Jackson Gillis	3.57	3-0	12	1	0	0/0	1	22.2	17	9	9	13	33	3	0	4	.207	2	5	1	2	2
Jake Eder	3.82	1-3	9	8	0	0/0	0	30.2	21	14	13	14	35	4	0	4	.193	2	1	0	1	2
Aaron Brown	3.86	1-0	9	0	0	0/0	0	11.2	12	6	5	6	11	2	0	2	.255	0	1	0	0	0
Paxton Stover	4.05	0-0	6	0	0	0/0	0	6.2	6	3	3	1	8	0	0	0	.261	1	1	0	0	2
Zach King	4.30	0-3	14	2	0	0/1	3	29.1	27	15	14	12	30	3	0	0	.255	1	4	0	1	2
Reid Schaller	4.50	1-0	13	1	0	0/0	1	18.0	18	9	9	7	24	4	1	2	.265	2	2	0	2	1
Chandler Day	4.56	1-1	10	3	0	0/0	0	25.2	23	14	13	9	33	4	1	2	.237	5	5	0	2	1
Tyler Brown	5.82	1-3	13	0	0	0/0	3	21.2	24	14	14	4	29	5	0	3	.273	0	2	0	1	0
Justin Willis	9.00	0-0	8	0	0	0/0	0	6.0	6	6	6	6	6	0	0	1	.250	1	3	0	0	0
Totals	3.77	25-18	43	43	1	3/2	8	372.1	322	174	156	156	408	57	6	29	.235	36	40	3	16	20
Opponents	5.91	18-25	43	43	1	1/1	9	362.2	376	264	238	199	390	73	10	36	.266	49	49	10	8	17

PB - Team (4), Scott 2, Clarke 2, Opp (10). Pickoffs - Team (6), King 2, Fellows 1, Clarke 1, Stover 1, Scott 1, Opp (5).



Vanderbilt Baseball  
Vanderbilt at #2 Louisville  
May 09, 2017 at Louisville, Ky. (Patterson Stadium)



Vanderbilt 2 (29-19)

Louisville 6 (43-6)

Player	ab	r	h	rbi	bb	so	po	a	lob
Stephen Scott lf	2	0	0	1	0	1	1	0	2
Ro Coleman ph/lf	1	0	1	0	0	0	0	0	0
Jeren Kendall cf	4	0	1	0	0	1	4	0	0
Julian Infante 1b	4	0	1	0	0	0	7	2	0
Reed Hayes dh	4	0	1	0	0	0	0	0	0
Ethan Paul 2b	4	0	0	0	0	1	1	1	0
Jason Delay c	4	0	0	0	0	0	4	0	2
JJ Bleday rf	2	1	1	0	1	1	1	0	0
Harrison Ray 3b	3	1	1	0	0	0	0	2	0
Connor Kaiser ss	2	0	1	1	0	0	4	2	0
Matt Ruppenthal p	0	0	0	0	0	0	0	0	0
Maddux Conger p	0	0	0	0	0	0	0	1	0
Jackson Gillis p	0	0	0	0	0	0	1	0	0
Drake Fellows p	0	0	0	0	0	0	1	0	0
Totals	30	2	7	2	1	4	24	8	4

Player	ab	r	h	rbi	bb	so	po	a	lob
Logan Taylor cf	4	0	0	1	0	1	6	0	1
Devin Hairston ss	4	1	2	0	0	0	3	3	1
Brendan McKay 1b	4	0	0	0	0	2	9	2	0
Drew Ellis 3b	4	0	0	0	0	1	0	1	0
Colby Fitch c	4	0	1	1	0	0	4	0	2
Devin Mann 2b	4	2	1	0	0	0	1	4	1
Colin Lyman rf	3	2	1	0	1	0	3	0	0
Josh Stowers lf	4	1	2	3	0	0	1	0	0
Justin Lavey dh	2	0	1	0	0	1	0	0	0
Rabon Martin p	0	0	0	0	0	0	0	0	0
Shay Smiddy p	0	0	0	0	0	0	0	0	0
Adam Wolf p	0	0	0	0	0	0	0	0	0
Adam Elliott p	0	0	0	0	0	0	0	0	0
Jake Sparger p	0	0	0	0	0	0	0	0	0
Totals	33	6	8	5	1	5	27	10	5

Score by Innings	1	2	3	4	5	6	7	8	9	R	H	E
Vanderbilt	0	0	2	0	0	0	0	0	0	2	7	1
Louisville	0	3	1	0	0	2	0	0	X	6	8	1

E - Ray(1); Ellis(6). DP - Cardinals 2. LOB - Commodores 4; Cardinals 5. 2B - Hairston(14); Mann(8); Lavey(2).  
HR - Stowers(3). SH - Lavey(1). SF - Scott(2); C. Kaiser(1). SB - Kendall(17).

Vanderbilt	ip	h	r	er	bb	so	ab	bf	np
Matt Ruppenthal	4.0	5	4	4	1	3	17	18	55
Maddux Conger	2.0	3	2	0	0	2	10	11	39
Jackson Gillis	1.0	0	0	0	0	0	3	3	8
Drake Fellows	1.0	0	0	0	0	0	3	3	9

Louisville	ip	h	r	er	bb	so	ab	bf	np
Rabon Martin	4.0	3	2	1	0	2	12	14	57
Shay Smiddy	0.2	1	0	0	1	0	3	4	19
Adam Wolf	1.1	2	0	0	0	1	6	6	21
Adam Elliott	1.2	1	0	0	0	1	5	5	20
Jake Sparger	1.1	0	0	0	0	0	4	4	13

Win - Martin (4-0). Loss - Ruppenthal (1-3). Save - None.

WP - Ruppenthal(4); Conger(2). Inherited runners/scored: Wolf 2/0. Pitches/strikes: Ruppenthal 55/36; Conger 39/23;  
Gillis 8/6; Fellows 9/6; Martin 57/36; Smiddy 19/9; Wolf 21/17; Elliott 20/14; Sparger 13/9.

Umpires - HP: Brandon Cooper 1B: Jeff Wright 2B: Jacob Asher 3B: Perry Costello

Start: 6:05 Time: 2:42 Attendance: 4120

## THE LAST TIME VANDERBILT...

Won 10 or more consecutive games \_\_\_\_\_ 4/20-5/16/13 (14)  
 Lost five or more consecutive games \_\_\_\_\_ 3/27-4/5/18 (6)  
 Scored 20 or more runs in a game \_\_\_\_\_ 21 vs. Middle Tennessee, 4/18/17  
 Scored 10+ Runs in an Inning \_\_\_\_\_ 10 (5th) vs UMass-Lowell, 2/24/18  
 Did Not Strikeout \_\_\_\_\_ vs. Tennessee-Martin, 2/23/05  
 Hit consecutive home runs \_\_\_\_\_ Pat DeMarco (2R), Ty Duvall (solo) vs. South Carolina, 4/27/18  
 Had a triple steal \_\_\_\_\_ Ethan Paul (home), Jeren Kendall (3rd), Bryan Reynolds (2nd) vs. Auburn, 5/19/16  
 Shut out consecutive opponents \_\_\_\_\_ vs. Radford (12-0), 3/9/16  
 \_\_\_\_\_ vs. Xavier (7-0), 3/11/16  
 Shut out the opponent \_\_\_\_\_ vs. LSU (1-0), 3/25/18  
 Was shut out by the opponent at home \_\_\_\_\_ vs. Kentucky (3-0), 4/17/16  
 Was shut out by the opponent on the road \_\_\_\_\_ at Clemson (6-0), 6/4/17  
 Was shut out in two consecutive games \_\_\_\_\_ vs. Kentucky (14-0) (4-0), 4/23/76  
 Swept a conference doubleheader \_\_\_\_\_ vs. Ole Miss, 4/15/18  
 Was swept in a conference doubleheader \_\_\_\_\_ vs. Tennessee, 4/25/10  
 Swept a conference series at home \_\_\_\_\_ vs. Auburn, 5/19-21/16  
 Was swept in a conference series at home \_\_\_\_\_ vs. Tennessee, 5/14-16/09  
 Swept a conference series (three games) on the road \_\_\_\_\_ at Mississippi State, 3/16-18/18  
 Was swept in a conference series on the road \_\_\_\_\_ at Florida, 3/31-4/1/18  
 Lost a conference series at home \_\_\_\_\_ vs. South Carolina, 4/27-29/18  
 Lost a conference series on the road \_\_\_\_\_ at Missouri, 4/19-4/21/18  
 Threw a no hitter \_\_\_\_\_ at Western Kentucky (J. Lewis, N. Pilkington, J. Scott, M. Buschmann), 5/6/03  
 Was no-hit \_\_\_\_\_ at Texas A&M (Kyle Simonds, 9.0), 5/7/16

## THE LAST TIME A VANDERBILT PLAYER...

Hit two home runs in a game \_\_\_\_\_ Ethan Paul vs. Evansville, 4/17/18  
 Hit three home runs in a game \_\_\_\_\_ Aaron Westlake vs. Oregon State, 6/11/11  
 Hit a grand slam \_\_\_\_\_ Ethan Paul vs. UMass-Lowell, 2/24/18  
 Hit a walk-off home run \_\_\_\_\_ Jeren Kendall vs. Cal State Fullerton, 6/14/15  
 Hit an inside the park home run \_\_\_\_\_ Will Toffey vs. Belmont, 3/22/17  
 Hit for the cycle \_\_\_\_\_ Clinton Johnston vs. Kentucky, 4/28/96  
 Had seven or more RBIs in a game \_\_\_\_\_ Ethan Paul (7) vs. UMass-Lowell, 2/24/18  
 \_\_\_\_\_ Dominic de la Osa (7) vs. Georgia, 4/16/06  
 \_\_\_\_\_ Karl Nonemaker (7) vs. Kentucky, 5/12/02  
 Had five or more hits in a game \_\_\_\_\_ Tony Kemp (5) at Belmont, 2/19/13  
 Had two hits in an Inning \_\_\_\_\_ Ethan Paul (8th - 1B, 2B) at Mississippi State, 3/17/18  
 Had 10 or more total bases in a game \_\_\_\_\_ Jayson Gonzalez (11) vs. UMass-Lowell, 2/24/18  
 Stole three or more bases in a game \_\_\_\_\_ Austin Martin (3) vs. Presbyterian, 2/21/18  
 Stole Home \_\_\_\_\_ Ethan Paul vs. Auburn, 5/19/16  
 Had a 10-game hit streak \_\_\_\_\_ Austin Martin (13), 4/1/18-present  
 Had a 15-game hit streak \_\_\_\_\_ Bryan Reynolds (16), 3/10-4/3/15  
 Had a 20-game hit streak \_\_\_\_\_ Xavier Turner (27), 3/4-4/22/14  
 Had a 25-game hit streak \_\_\_\_\_ Xavier Turner (27), 3/4-4/22/14  
 Had 10 or more strikeouts in a game \_\_\_\_\_ Chandler Day (10) vs. Georgia, 4/6/18  
 Had 15 or more strikeouts in a game \_\_\_\_\_ Kevin Ziomek (15) vs. Illinois-Chicago, 3/1/13  
 Pitched a complete game \_\_\_\_\_ Patrick Raby at Georgia, 4/21/17  
 Pitched a seven-inning complete game \_\_\_\_\_ Mason Hickman vs. LSU, 3/25/18  
 Pitched a nine-inning, complete game shutout \_\_\_\_\_ Kyle Wright vs. Florida, 4/14/17  
 Pitched a seven-inning, complete game shutout \_\_\_\_\_ Mason Hickman vs. LSU, 3/25/18  
 Pitched a combined shutout \_\_\_\_\_ Drake Fellows (6.0), Zach King (3.0) at Mississippi State, 3/16/18  
 Pitched a no-hitter \_\_\_\_\_ Doug Wessel vs. Belmont, 4/19/1971  
 Pitched a no-hitter (combined) \_\_\_\_\_ Jensen Lewis, Nick Pilkington, John Scott, Matt Buschmann at Western Ky., 5/6/03  
 Pitched a perfect game \_\_\_\_\_ Jensen Lewis, Nick Pilkington, John Scott, Matt Buschmann at Western Ky., 5/6/03  
 Recorded a win and save on the same day \_\_\_\_\_ Jackson Gillis vs. Ole Miss (Win - Game 1, Save - Game 2), 4/15/18



## NUMERICAL ROSTER

No.	Name	Pos.	B/T	Ht.	Wt.	Cl.	Hometown/Previous School
2	Harrison Ray	IF	R/R	5-11	190	So./1L	Longwood, Fla. (Lake Brantley HS)
3	Cooper Davis	OF	L/R	5-10	185	Fr./HS	Mississauga, Ontario (St. Aloysius Gonzaga)
5	Philip Clarke	C	L/R	5-11	190	Fr./HS	Franklin, Tenn. (Christ Presbyterian Academy)
6	Justin Wilson	RHP	R/R	6-0	180	R-So./RS	Murfreesboro, Tenn. (Oakland HS/Vol State CC)
8	Alonzo Jones	OF	S/R	5-10	195	Jr./2L	Columbus, Ga. (Columbus HS)
9	Garrett Blaylock	IF	L/R	6-3	208	Fr./HS	Asheville, N.C. (T.C. Roberson HS)
10	Ethan Paul	IF	L/R	5-10	185	Jr./2L	Bellevue, Wash. (International School)
11	Paxton Stover	LHP	L/L	5-11	200	Sr./1L	Ridgely, Tenn. (Dyer County HS/Dyersburg State CC)
12	Connor Kaiser	IF	R/R	6-4	205	Jr./2L	Overland Park, Kan. (Blue Valley West HS)
13	Kiambu Fentress	OF	R/R	6-0	175	R-So./1L	Nashville, Tenn. (Ensworth School)
16	Austin Martin	IF	R/R	6-0	170	Fr./HS	Jacksonville, Fla. (Trinity Christian Academy)
17	Walker Grisanti	OF	L/R	5-10	195	Jr./2L	Collierville, Tenn. (Christian Brothers HS)
18	Pat DeMarco	OF	R/R	5-11	205	Fr./HS	Winder, Ga. (Winder Barrow HS)
19	Stephen Scott	OF/C	L/R	5-11	200	Jr./2L	Cary, N.C. (Cardinal Gibbons HS)
20	Ty Duvall	C	L/R	5-11	190	So./1L	Lebanon, Ohio (Lebanon HS)
21	Tyler Brown	RHP	R/R	6-4	242	Fr./HS	Lewis Center, Ohio (Olentangy Orange HS)
22	Julian Infante	IF	R/R	6-3	215	Jr./2L	Miami, Fla. (Westminister Christian HS)
27	Chandler Day	RHP	R/R	6-5	180	Jr./2L	Granville, Ohio (Watkins Memorial HS)
29	Patrick Raby	RHP	R/R	6-3	230	Jr./2L	Knoxville, Tenn. (Farragut HS)
31	Justin Willis	RHP	R/R	5-11	180	Fr./HS	West New York, N.J. (Memorial HS)
32	Hugh Fisher	LHP	R/L	6-5	185	Fr./HS	Eads, Tenn. (Briarcrest Christian HS)
33	Erik Kaiser	RHP	R/R	6-5	205	Fr./HS	Waterloo, Ill. (Waterloo HS)
34	Zach King	LHP	L/L	6-6	210	So./1L	Spring Hill, Tenn. (Spring Hill HS)
35	Jackson Gillis	LHP	R/L	6-3	220	So./1L	Wilmington, Mass. (Wilmington HS)
39	Jake Eder	LHP	L/L	6-4	210	Fr./HS	Ft. Lauderdale, Fla. (Calvary Christian Academy)
40	Aaron Brown	RHP	R/R	6-4	205	Fr./HS	Mt. Juliet, Tenn. (Mt. Juliet HS)
42	Maddux Conger	RHP	R/R	6-3	200	Jr./2L	Stephenville, Texas (Stephenville HS)
43	Tyler Solomon	IF	S/R	6-4	215	Fr./HS	Haymarket, Va. (Battlefield HS)
44	Mason Hickman	RHP	R/R	6-6	230	Fr./HS	Hendersonville, Tenn. (Pope John Paul II HS)
45	Reid Schaller	RHP	R/R	6-3	215	R-Fr./RS	Lebanon, Ind. (Lebanon HS)
49	AJ Franklin	LHP	L/L	6-2	180	R-So./1L	Lebanon, Tenn. (Wilson Central HS)
51	JJ Bleday	OF	L/L	6-3	205	So./1L	Panama City Beach, Fla. (A. Crawford Mosley HS)
66	Drake Fellows	RHP	L/R	6-5	210	So./1L	Plainfield, Ill. (Joliet Catholic Academy)
99	Jayson Gonzalez	INF	R/R	6-2	205	Fr./HS	Covina, Calif. (Bishop Amat HS)

**Head Coach:** 4 Tim Corbin (Ohio Wesleyan, 1984) - 16th Season at Vanderbilt

**Associate Head Coach:** 26 Scott Brown (SUNY-Cortland, 1999)

**Assistant Coach:** 24 Mike Baxter (Vanderbilt, 2005)

**Volunteer Coach:** 1 David Macias (Vanderbilt, 2008)

**Athletic Trainer:** Tracy Campbell (James Madison, 2008)

**Strength & Conditioning Coach:** Chris Ham (Illinois, 2005)

**Director of Baseball Operations:** Brooks Webb (Birmingham Southern, 2011)

**Director of Player Development:** Alex Levitt (Vanderbilt, 2010)

**Video Coordinator:** Brandon Barak (Illinois, 2012)

**Equipment Manager:** John Mardirosian (Texas, 2011)

**Student Assistants:** Josh Ruchotzke & Casey Stangel

**Student Managers:** Jack Goodrum, Chase Casali, Preston Hausser & Jackson Kelley

## PRONUNCIATION CHART

JJ Bleday \_\_\_\_\_ bleh-DAY  
 Kiambu Fentress \_\_\_\_\_ key-AHM-boo  
 Walker Grisanti \_\_\_\_\_ greh-sahn-TEE  
 Patrick Raby \_\_\_\_\_ ray-BEE  
 Reid Schaller \_\_\_\_\_ SHALL-er  
 Paxton Stover \_\_\_\_\_ stoe-VER

## ALPHABETICAL ROSTER

#	Name	Pos.	Yr.
9	Garrett Blaylock	IF	Fr.
51	JJ Bleday	OF	Jr.
40	Aaron Brown	RHP	Fr.
21	Tyler Brown	RHP	Fr.
5	Philip Clarke	C	Fr.
42	Maddux Conger	RHP	Jr.
3	Cooper Davis	OF	Fr.
27	Chandler Day	RHP	Jr.
18	Pat DeMarco	OF	Fr.
20	Ty Duvall	C	So.
39	Jake Eder	LHP	Fr.
66	Drake Fellows	RHP	So.
13	Kiambu Fentress	OF	R-So.
32	Hugh Fisher	LHP	Fr.
49	AJ Franklin	LHP	R-So.
35	Jackson Gillis	LHP	So.
99	Jayson Gonzalez	IF	Fr.
17	Walker Grisanti	OF	Jr.
44	Mason Hickman	RHP	Fr.
22	Julian Infante	IF	Jr.
8	Alonzo Jones	OF	Jr.
12	Connor Kaiser	IF	Jr.
33	Erik Kaiser	RHP	Fr.
34	Zach King	LHP	So.
16	Austin Martin	IF	Fr.
10	Ethan Paul	IF	Jr.
29	Patrick Raby	RHP	Jr.
2	Harrison Ray	IF	So.
45	Reid Schaller	RHP	R-Fr.
19	Stephen Scott	OF/C	Jr.
43	Tyler Solomon	IF	Fr.
11	Paxton Stover	LHP	Sr.
31	Justin Willis	RHP	Fr.
6	Justin Wilson	RHP	R-So.

## EXPERIENCE BREAKDOWN


Seniors (1) \_\_\_\_\_ Stover  
 Juniors (9) \_\_\_\_\_ Conger, Day, Grisanti, Infante, Jones,  
 \_\_\_\_\_ C. Kaiser, Paul, Raby, Scott,  
 Redshirt Sophomores (3) \_\_\_\_\_ Franklin, Fentress, Wilson  
 Sophomores (7) \_\_\_\_\_ Bleday, Duvall, Fellows, Gillis,  
 \_\_\_\_\_ King, Ray, Sandborn  
 Redshirt Freshman (1) \_\_\_\_\_ Schaller  
 Freshmen (14) \_\_\_\_\_ Blaylock, A. Brown, T. Brown, Clarke,  
 \_\_\_\_\_ Davis, DeMarco, Eder, Fisher, Gonzalez, Hickman,  
 \_\_\_\_\_ E. Kaiser, Martin, Solomon, Willis

## STATE BREAKDOWN

California (1) \_\_\_\_\_ Gonzalez  
 Florida (5) \_\_\_\_\_ Bleday, Eder, Infante, Martin, Ray  
 Georgia (1) \_\_\_\_\_ Alonzo Jones  
 Illinois (2) \_\_\_\_\_ Fellows, E. Kaiser  
 Indiana (1) \_\_\_\_\_ Schaller  
 Kansas (1) \_\_\_\_\_ C. Kaiser  
 Massachusetts (1) \_\_\_\_\_ Gillis  
 New Jersey (1) \_\_\_\_\_ Willis  
 New York (1) \_\_\_\_\_ DeMarco  
 North Carolina (2) \_\_\_\_\_ Blaylock, Scott  
 Ohio (3) \_\_\_\_\_ T. Brown, Day, Duvall  
 Ontario, Canada (1) \_\_\_\_\_ Davis  
 Tennessee (11) \_\_\_\_\_ A. Brown, Clarke  
 \_\_\_\_\_ Fentress, Fisher, Franklin, Grisanti, Hickman,  
 \_\_\_\_\_ King, Raby, Stover, Wilson  
 Texas (1) \_\_\_\_\_ Conger  
 Virginia (1) \_\_\_\_\_ Solomon  
 Washington (1) \_\_\_\_\_ Paul




**Harrison Ray**  
Fr. ★ 5-11 ★ 190 ★ R/R  
IF ★ Longwood, Fla.



**Cooper Davis**  
Fr. ★ 5-10 ★ 185 ★ L/R  
OF ★ Mississauga, Ontario




**Philip Clarke**  
Fr. ★ 5-11 ★ 190 ★ L/R  
C ★ Franklin, Tenn.




**Justin Wilson**  
R-So. ★ 6-0 ★ 175 ★ R/R  
RHP ★ Murfreesboro, Tenn.



**Alonzo Jones**  
Jr. ★ 5-10 ★ 195 ★ S/R  
OF ★ Columbus, Ga.



**Garrett Blaylock**  
Fr. ★ 6-3 ★ 200 ★ L/R  
IF ★ Asheville, N.C.




**Ethan Paul**  
Jr. ★ 5-10 ★ 185 ★ L/R  
IF ★ Bellevue, Wash.



**Paxton Stover**  
Sr. ★ 5-11 ★ 190 ★ L/L  
LHP ★ Ridgely, Tenn.




**Connor Kaiser**  
Jr. ★ 6-4 ★ 205 ★ R/R  
IF ★ Overland Park, Kan.




**Kiamu Fentress**  
R-So. ★ 6-0 ★ 175 ★ R/R  
OF ★ Nashville, Tenn.




**Austin Martin**  
Fr. ★ 6-0 ★ 170 ★ R/R  
IF ★ Jacksonville, Fla.



**Walker Grisanti**  
Jr. ★ 5-10 ★ 190 ★ L/R  
OF ★ Collierville, Tenn.




**Pat DeMarco**  
Fr. ★ 5-11 ★ 205 ★ R/R  
OF ★ Staten Island, N.Y.




**Stephen Scott**  
Jr. ★ 5-11 ★ 200 ★ L/R  
OF/C ★ Cary, N.C.




**Ty Duvall**  
So. ★ 5-11 ★ 190 ★ L/R  
C ★ Lebanon, Ohio



**Tyler Brown**  
Fr. ★ 6-4 ★ 242 ★ R/R  
RHP ★ Ashland, Ohio




**Julian Infante**  
Jr. ★ 6-3 ★ 215 ★ R/R  
IF ★ Miami, Fla.



**Chandler Day**  
Jr. ★ 6-5 ★ 180 ★ R/R  
RHP ★ Granville, Ohio



**Patrick Raby**  
Jr. ★ 6-3 ★ 230 ★ R/R  
RHP ★ Knoxville, Tenn.



**Justin Willis**  
Fr. ★ 5-11 ★ 180 ★ R/R  
RHP ★ West New York, N.J.



**Hugh Fisher**  
Fr. ★ 6-5 ★ 185 ★ R/L  
LHP ★ Eads, Tenn.



**Erik Kaiser**  
Fr. ★ 6-5 ★ 205 ★ R/R  
RHP ★ Waterloo, Ill.



**Zach King**  
So. ★ 6-6 ★ 210 ★ L/L  
LHP ★ Spring Hill, Tenn.




**Jackson Gillis**  
So. ★ 6-3 ★ 225 ★ R/L  
LHP ★ Wilmington, Mass.




**Jake Eder**  
Fr. ★ 6-4 ★ 210 ★ L/L  
LHP ★ Ocean Ridge, Fla.




**Aaron Brown**  
Fr. ★ 6-4 ★ 205 ★ R/R  
RHP ★ Mt. Juliet, Tenn.




**Maddux Conger**  
Jr. ★ 6-3 ★ 200 ★ R/R  
RHP ★ Stephenville, Texas




**Tyler Solomon**  
Fr. ★ 6-4 ★ 215 ★ S/R  
C ★ Haymarket, Va.




**Mason Hickman**  
Fr. ★ 6-6 ★ 230 ★ R/R  
RHP ★ Hendersonville, Tenn.



**Reid Schaller**  
R-Fr. ★ 6-3 ★ 210 ★ R/R  
RHP ★ Lebanon, Ind.




**AJ Franklin**  
R-So. ★ 6-2 ★ 180 ★ L/L  
LHP ★ Lebanon, Tenn.



**JJ Bleday**  
So. ★ 6-5 ★ 205 ★ L/L  
OF ★ Panama City Beach, Fla.




**Drake Fellows**  
So. ★ 6-5 ★ 205 ★ L/R  
RHP ★ Plainfield, Ill.




**Jayson Gonzalez**  
Fr. ★ 6-2 ★ 205 ★ R/R  
IF ★ Covina, Calif.




**Tim Corbin**  
Head Coach  
16th Season



**Scott Brown**  
Associate Head Coach  
6th Season



**Mike Baxter**  
Hitting Coach  
1st Season



**David Macias**  
Volunteer Assistant Coach  
1st Season