



VANDERBILT

2018 BASEBALL GAME NOTES



Vanderbilt Athletic Communications ★ 2601 Jess Neely Dr. Nashville, TN 37212
Baseball Contact: Andrew Pate ★ Cell: 713.387.9119 ★ Email: andrew.pate@vanderbilt.edu
vucommoedores.com ★ twitter: @vandybaseball

2018 SCHEDULE/RESULTS

OVERALL: 24-16 | SEC: 10-8 | H: 17-5 | A: 5-7 | N: 2-4

FEBRUARY (9-1)

16	#25 DUKE	W, 9-1	SEC Network+
17	#25 DUKE	L, 5-4	
18	#25 DUKE	W, 9-1	SEC Network+
20	PRESBYTERIAN	W, 7-1	SEC Network+
21	PRESBYTERIAN	W, 15-2	SEC Network+
23	UMASS-LOWELL	W, 15-0	SEC Network+
24	UMASS-LOWELL	W, 15-2	
25	UMASS-LOWELL	W, 9-2	
27	AUSTIN PEAY	W, 19-6	
28	INDIANA STATE	W, 8-5	SEC Network+

MARCH (8-9)

2	vs. Sam Houston St. %	L, 7-6 (10 inn)	
3	vs. Louisiana %	L, 3-0	
4	vs. #24 Houston %	W, 9-4	
7	at Long Beach St.	L, 4-3	
9	at #11 UCLA	W, 6-3	
10	at USC	CANCELED	
11	vs. #8 TCU ^	W, 7-4	
14	EASTERN KENTUCKY	L, 6-5	SEC Network+
16	at #19 Mississippi St. *	W, 5-0	SEC Network
17	at #19 Mississippi St. *	W, 10-1	SEC Network+
18	at #19 Mississippi St. *	W, 4-3	SEC Network+
21	Belmont &	L, 8-5	
23	#19 LSU *	W, 4-2	ESPNU
24	#19 LSU *	L, 6-2	ESPNU
25	#19 LSU *	W, 1-0 (7 inn.)	ESPNU
27	vs. Lipscomb &	L, 5-1	
30	at #2 Florida *	L, 8-4	SEC Network+
31	at #2 Florida *	L, 10-2	ESPNU

APRIL (7-6)

1	at #2 Florida *	L, 8-2	SEC Network
3	at Middle Tennessee	L, 4-3 (7 inn.)	
5	#16 GEORGIA *	L, 3-2	ESPNU
6	#16 GEORGIA *	W, 5-3	SEC Network+
7	#16 GEORGIA *	W, 8-3	SEC Network+
10	WESTERN KENTUCKY	W, 3-2	SEC Network+
13	#5 OLE MISS *	L, 11-3	SEC Network+
15	#5 OLE MISS *	W, 8-7 (8 inn.)	ESPNU
15	#5 OLE MISS *	W, 8-7 (7 inn.)	ESPNU
17	EVANSVILLE	W, 6-1	SEC Network+
19	at Missouri *	L, 2-1	ESPNU
20	at Missouri *	L, 3-1	SEC Network+
21	at Missouri *	W, 6-2	SEC Network+
27	SOUTH CAROLINA *	6:30 PM	SEC Network+
28	SOUTH CAROLINA *	2:00 PM	SEC Network+
29	SOUTH CAROLINA *	1:00 PM	SEC Network+

MAY (0-0)

1	LOUISVILLE	6:00 PM	SEC Network
4	at Auburn	6:00 PM	SEC Network+
5	at Auburn	2:00 PM	SEC Network+
6	at Auburn	1:00 PM	SEC Network+
8	TENNESSEE TECH	6:30 PM	SEC Network+
11	at Tennessee	5:30 PM	
12	at Tennessee	5:00 PM	
13	at Tennessee	11:00 AM	SEC Network
15	MIDDLE TENNESSEE	6:30 PM	SEC Network+
17	KENTUCKY	6:30 PM	SEC Network+
18	KENTUCKY	2:00 PM	SEC Network+
19	KENTUCKY	1:00 PM	SEC Network+

% Minute Maid Park (Houston, Texas)
^ Dodger Stadium (Los Angeles, Calif.)
*Southeastern Conference Game
& First Tennessee Park (Nashville, Tenn.)

#17 VANDERBILT COMMODORES (24-16, 10-8 SEC) vs. SOUTH CAROLINA GAMECOCKS (24-17, 9-9 SEC)

April 27, 2018 ★ 6:30 p.m. CT ★ Nashville, Tenn. ★ Hawkins Field (3,626) ★ SEC Network+

GAME 41



#10 VANDERBILT

2018 Record: 24-16 Overall, 10-8 SEC

Home / Away / Neutral: 17-5 / 5-7 / 2-4

Rankings: D1: 17 | NCBWA 17 | Coaches: 17
BA: 11 | CB: 12 | PG: 13

Head Coach: Tim Corbin

Career Record: 776-469-1 (21st)

Record at Vanderbilt: 670-331-1 (16th)



SOUTH CAROLINA

2018 Record: 24-17 Overall, 9-9 SEC

Home / Away / Neutral: 20-7 / 4-8 / 0-2

Rankings: D1: NR | NCBWA NR | Coaches: NR
BA: NR | CB: 25 | PG: NR

Head Coach: Mark Kingston

Career Record: 297-197-1 (9th)

Record at USC: 24-17 (1st)

NEED TO KNOW

- ★ Vanderbilt enters its seventh weekend of SEC play trailing only Florida in league victories. The Commodores, who are 10-8 in conference play, are joined by Arkansas, Georgia and Ole Miss with identical marks.
- ★ Commodore pitching was masterful a weekend ago at Missouri. The staff limited the Tigers to a .163 average and just two extra-base hits in 25 innings. Vandy starting pitching led the charge, permitting just one earned run in 21 innings.
- ★ **Austin Martin** extended his hit streak to 13 games in the finale at Mizzou. The streak is the longest for a VU player since Ro Coleman's stretch of as many in 2015 and the longest for a Dore freshman since Xavier Turner (15) in 2013.
- ★ Vandy enters the weekend having won five-straight SEC three-game home series and 10 of the last 11 home league sets. The Commodores have won all three SEC series at Hawkins Field this season, defeating LSU, Georgia and Ole Miss.
- ★ For the first time since the start of the season, Vanderbilt found itself off during the midweek. The rest came at the perfect time for a team that played its fifth game in seven days last Saturday at Missouri.
- ★ Vandy has stolen 74 bases this season, ranking tied for eighth nationally and first in the SEC. The total is already 20 more than the squad finished with a season ago (54). Four Commodores have registered double-digit stolen bases and 14 different players have swiped at least one bag this season.
- ★ The Commodores enter play Friday having won seven of their last 10 games. Vanderbilt has produced a 7-3 mark or better during the month of April in six of the last nine years including 2010, 2011, 2013, 2014, 2016 and 2018.
- ★ Vanderbilt and South Carolina are deadlocked at 27-27 in the last 54 matchups since **Tim Corbin** took the helm of the Dore in 2003. Vandy has won the last two series but fell 7-4 in 11 innings during the 2017 SEC Tournament.
- ★ The Commodores have limited opponents to a .222 average with runners on base. By comparison, through the first 40 games a season ago, teams were hitting .243 in the category against Vanderbilt.
- ★ The Dore have hit 25 of their 33 home runs this season at Hawkins Field. In 22 home games, Vandy is batting .301 while averaging 7.5 runs per game. The pitching staff has limited visitors to a .218 average alongside a 3.12 ERA. Vanderbilt is 17-5 at the Hawk including 6-3 in SEC games.

GAME COVERAGE

Date	TV/Stream	Play-by-Play	Analyst	Radio	Play-by-Play
April 27	SEC Network+	Kevin Ingram	Andrew Harris	WNSR 560 AM/95.9 FM	Joe Fisher

Live Stats - vanderbilt.statbroadcast.com Twitter - @VandyBaseball / #VandyBoys

VANDERBILT STARTING PITCHER FRIDAY



DRAKE FELLOWS

RHP ★ 6-5 ★ 205 ★ So./1L
Plainfield, Ill. ★ Joliet Catholic Academy

W-L	4-3
ERA	3.03
IP	59.1
K/BB	69/26

USC STARTING PITCHER

Friday	G-GS	W-L	ERA	K/BB
RHP Logan Chapman	10/9	3-0	3.29	40/20

BY THE NUMBERS SINCE 2006...

- 3** ★ College World Series appearances (2011, 2014, 2015)
- 6** ★ NCAA Super Regional appearances (2010, 2011, 2013, 2014, 2015, 2017)
- 12** ★ straight NCAA Tournament appearances (longest active streak in the SEC)
- 14** ★ players selected in the first round of the Major League Baseball Draft (nation's most)
- 48** ★ NCAA Tournament victories (most in the SEC)

TODAY IN VANDERBILT BASEBALL HISTORY

APRIL 27, 2013 (5 YEARS AGO): Eleven was the magic number at Hawkins Field. Starter **Tyler Beede** improved to 11-0 through 11 starts, matching **David Price** for the best start in team history as Vandy defeated Mississippi State, 5-2. The series-clinching win was the 11th-straight for the Dore, who went on to produce a SEC-record 26-3 mark in league play.

SERIES HISTORY

SOUTH CAROLINA (32-56)

LAST 10 MEETINGS (5-5)

Date	Location	Result
4/16/15	Columbia, S.C.	W, 12-0
4/17/15	Columbia, S.C.	L, 5-2
4/18/15	Columbia, S.C.	L, 3-2
3/31/16	Nashville, Tenn.	W, 6-3
4/01/16	Nashville, Tenn.	L, 4-0
4/02/16	Nashville, Tenn.	W, 10-6
4/06/17	Columbia, S.C.	W, 7-6
4/07/17	Columbia, S.C.	W, 5-3 (13 inn)
4/08/17	Columbia, S.C.	L, 6-1
5/23/17	Hoover, Ala.	L, 7-4 (11 inn)

STATISTICAL LEADERS



VANDERBILT	CATEGORY	USC
Austin Martin .373 avg.	Batting avg.	Jonan Bride .320 avg.
Austin Martin 50 hits	Hits	LT Tolbert 49 hits
Ethan Paul 32 runs	Runs Scored	Carlos Cortes 33 runs
Ethan Paul 10 doubles	Doubles	Jacob Olson 13 doubles
Alonzo Jones 2 triples	Triples	Campbell/Tolbert 3 triples
Ethan Paul 8 home runs	Home Runs	Carlos Cortes 10 home runs
Connor Kaiser 25 walks	Walks	Carlos Cortes 28 walks
Austin Martin 17 stolen bases	Stolen Bases	TJ Hopkins 12 stolen bases
Mason Hickman 7 wins	Wins	Cody Morris 6 wins
Patrick Raby 2.47 ERA	ERA	Logan Chapman 3.29 ERA
Drake Fellows 59.1 IP	Innings Pitched	Cody Morris 51.2 IP
Drake Fellows 69 strikeouts	Strikeouts	Adam Hill 67 strikeouts

STATISTICAL COMPARISON



VANDERBILT	CATEGORY	USC
24-16	Record	24-17
.265	Batting Avg.	.274
6.0	Runs/Game	6.41
8.72	Hits/Game	9.24
67	Doubles	68
7	Triples	11
33	Home Runs	53
209	RBI	239
187	Walks	192
74-91	SB-ATT	35-46
3.62	ERA	3.99
3	Shutouts Thrown	3
380	Strikeouts	347
.231	Opp. Batting Avg.	.224
.983	Fielding Pct.	.978

BATTING A THOUSAND

- ★ Last Thursday's matchup at Missouri marked the 1,000th game coached for **Tim Corbin** at Vanderbilt.
- ★ The 16th-year head man became the 25th active head coach to reach 1,000 games at his current institution.
- ★ Corbin also became the eighth skipper in SEC history to coach 1,000 games at a league institution and second Vanderbilt coach, joining Roy Mewbourne (1,264 games). Ole Miss' head coach Mike Bianco, who has coached 1,100 games, is the only other current SEC skipper with 1,000 or more games.

VANDERBILT RE-VU

- ★ Vanderbilt found its groove offensively, pounding out 12 hits while scoring in four-straight innings, to salvage the series finale and defeat Missouri, 6-2 on Saturday afternoon at Taylor Stadium.
- ★ After being held to a combined 13 hits and two runs through the first two games of the set, the Commodores put single runs across in the fourth and fifth before breaking things open with three in the sixth. Vandy's four-through-six batters (**Philip Clarke**, **Connor Kaiser** and **Ethan Paul**) finished 6-for-13 with four RBIs and three runs.

INSIDE THE MATCHUP VS. SOUTH CAROLINA

- ★ Vanderbilt and South Carolina meet for the 89th time in the history of the two programs on Friday.
- ★ USC owns a 56-32 advantage all-time, although the series is deadlock at 27-27 in the **Tim Corbin** era (2003-present).
- ★ The series is split 5-5 in the last 10 games with four of those going to extra innings or being decided by one run.
- ★ The Does have won two-straight series but fell 7-4 to the Gamecocks in 11 innings at the 2017 SEC Tournament in the last meeting. Vandy walked 10 batters and allowed three home runs in the defeat.
- ★ This season marks the 25th consecutive season the two teams have squared off (1994-present).

VANDY IN THE NATIONAL STATISTICAL RANKINGS

Statistic	Rank	Value	Statistic	Rank	Value
Fielding Percentage	6th	.983	Hits Allowed per Nine Inn.	19th	7.56
Stolen Bases	9th	74	WHIP	30th	1.27
Strikeouts per Nine Inn.	13th	9.9	Strikeout-to-Walk Ratio	38th	2.59
Stolen Bases Per Game	17th	1.85	Earned Run Average	48th	3.62

NATION'S TOP FRESHMEN OFF TO SIZZLING START

- ★ Vanderbilt's freshman class was named tops in the country by Baseball America last November.
- ★ Six Vanderbilt true freshmen made starts this season while 14 total have made appearances. The unit is hitting .300 (162-for-540) and has accounted for 42 percent of the Does' RBIs (89) and 40 percent of the teams runs (97). True freshmen pitchers have posted an 12-5 record and 3.57 ERA with 135 strikeouts in 138.1 innings.
- ★ D1Baseball.com's list of 30 impact freshmen entering 2018 includes Vandy's **Jake Eder** (No. 16), **Jayson Gonzalez** (No. 18), **Philip Clarke** (No. 19) and **Pat DeMarco** (No. 25). With four players on the list, the Does trail only Florida (5).

DON'T TRY THIS AT HOME

- ★ The Commodores have produced a 17-5 record at home this season while posting a .301 batting average and .408 on-base percentage. Here's a look at Vandy's top performers through 22 home games:

Player	Avg.	GP-GS	AB	R	H	2B	RBI	TB
Austin Martin	.389	21-20	72	18	28	3	6	34
Pat DeMarco	.345	22-22	84	21	29	6	15	50
Ethan Paul	.342	22-22	79	25	27	7	25	52

GOLDEN BOYS

- ★ For a fourth-straight year, multiple Vandy players have been named to the Golden Spikes Award Preseason Watch List.
- ★ **Julian Infante** and **Patrick Raby** are among those featured. The award was first presented in 1978 and is given to an amateur player who best exhibits and combines "exceptional on-field ability and exemplary sportsmanship." The award is considered the most prestigious in amateur baseball.
- ★ Five Commodores have been named finalists for the Golden Spikes Award -- all coming since the 2007 season -- including **David Price**, who took home the honor in 2007. Other finalists include **Pedro Alvarez** (2007), **Tyler Beede** (2013), **Carson Fulmer** (2015) and **Dansby Swanson** (2015).

COMMODORE NATION

- ★ Vanderbilt is one of five teams nationally to start a lineup featuring players from nine or more different states, joining Army, Elon, Kentucky and Western Kentucky. Vandy's 35-man roster boasts players from 15 different states as well as Canada with freshman **Cooper Davis** hailing from Mississauga, Ontario.

WHAT'S THE CATCH?

- ★ The Does have received steady production from three catchers. **Philip Clarke**, **Ty Duvall** and **Stephen Scott** have each made their case for playing time. Here's a look at how each has performed during the 2018 season.

Player	Avg.	GP-GS	AB	R	H	2B	RBI	TB
Philip Clarke	.299	36-27	127	16	38	9	21	53
Stephen Scott	.214	33-28	98	21	21	6	20	42
Ty Duvall	.308	17-7	26	5	8	2	5	15

A WORLD SERIES KIND OF FEEL

- ★ After playing 10 straight at home to begin the season, Vanderbilt headed west for a six-game road trip including games at Houston's Minute Maid Park and Los Angeles' Dodger Stadium -- the two sites for the 2017 World Series matchup between the Astros and Dodgers.
- ★ The Commodores took part in the Shriners Hospitals for Children College Classic at Minute Maid from March 2-4. The three-day, six-team tournament featured local universities squaring off against the SEC. Vandy fell to Sam Houston State on Friday and Louisiana on Saturday before bouncing back with a 9-4 victory against Houston on Sunday night.
- ★ For the fourth-straight year, the Dores headed to California, falling 4-3 to Long Beach State on Wednesday before knocking off UCLA, 6-3 on Friday and TCU, 7-4, in the Dodger Stadium College Baseball Classic on Sunday.

FORMER PLAYERS JOIN CORBIN'S STAFF

- ★ Last September, head coach **Tim Corbin** and associate head coach **Scott Brown** welcomed back former players **Mike Baxter** and **David Macias**. Baxter serves as the Dores' hitting coach and recruiting coordinator while Macias comes on board as Vanderbilt's volunteer assistant coach.
- ★ Baxter joins the Commodores after a 12-year professional career that included playing in the big leagues for four organizations over parts of six seasons. Baxter made his major league debut with the San Diego Padres in 2010, and also played for the New York Mets (2011-13), Los Angeles Dodgers (2014) and Chicago Cubs (2015).
- ★ Macias was previously on Corbin's staff as the team's strength coach in 2014 when the Dores won the national championship and was the volunteer assistant in 2015 when the Dores returned to the College World Series finals. Prior to rejoining Corbin's staff, Macias was with the Seattle Mariners organization as a minor league manager.

D1BASEBALL.COM RECOGNIZES DORES

- ★ Last September, D1Baseball.com recognized Vanderbilt as the **No. 2 program nationally** in the publication's bi-annual top-100 rankings. The list is designed to assess the overall health of programs in the current era with the ultimate goal of identifying "the programs in the best shape right now, with an eye toward the next five to 10 years."
- ★ Below is a list of where Vandy players rank among the publication's top SEC prospects for the 2018 and 2019 MLB Draft.

TOP SEC PROSPECTS, 2018 DRAFT

Ranking	Player	Position
#23	Reid Schaller	RHP
#31	Connor Kaiser	SS
#34	Patrick Raby	RHP
#35	Ethan Paul	2B
#41	Chandler Day	RHP
#50	Julian Infante	1B

TOP SEC PROSPECTS, 2019 DRAFT

Ranking	Player	Position
#9	Jackson Gillis	LHP
#15	Drake Fellows	RHP
#16	Zach King	LHP
#20	JJ Bleday	OF
#35	Pat DeMarco	OF
#36	Philip Clarke	C

CORBIN BECOMES VANDY'S ALL-TIME WINNINGEST COACH

- ★ Head coach **Tim Corbin** became Vanderbilt's all-time winningest coach with a 9-4 win against Houston on March 4. The 16th-year head coach, who owns a 670-331-1 record, surpassed Roy Mewbourne, who racked up as many wins between 1979-2002. Here is a look back at some of Corbin's milestone victories:

Win #	Score	Location	Date
1	Vanderbilt 4, The Citadel 3	Charleston, S.C.	2/15/03
27^	Vanderbilt 6, Tennessee 5	Nashville, Tenn.	5/18/03
100	Vanderbilt 14, Jacksonville State 5	Nashville, Tenn.	3/29/05
198#	Vanderbilt 4, LSU 1	Nashville, Tenn.	5/17/07
200	Vanderbilt 4, Miami (OH) 3	Tempe, Ariz.	2/24/08
300	Vanderbilt 7, Florida 0	Gainesville, Fla.	4/4/10
400	Vanderbilt 3, Louisville 2	Nashville, Tenn.	5/8/12
459	Vanderbilt 14, Alabama 10	Nashville, Tenn.	5/18/13
500	Vanderbilt 3, Missouri 1	Columbia, Mo.	5/3/14
516\$	Vanderbilt 3, Virginia 2	Omaha, Neb.	6/25/14
600	Vanderbilt 10, Georgia 3	Nashville, Tenn.	4/30/16
656*	Vanderbilt 9, Houston 4	Houston, Texas	3/4/18

^ Vanderbilt clinches sweep vs. Tennessee, first trip to the SEC Tournament since 1996 with walk-off home run

Vanderbilt claims first ever Southeastern Conference regular-season championship

% Vanderbilt sets SEC record with 26th league victory, breaking South Carolina's mark of 25 set in 2000

\$ Vanderbilt captures first College World Series title in winner-take-all victory against Virginia

* Corbin becomes Vanderbilt's all-time winningest coach in finale of Shriners Hospitals for Children College Classic

THE SEC: IT JUST MEANS MORE

- ★ The Southeastern Conference has sent 58 teams to the College World Series since 1990 with Vanderbilt doing its part to represent the league in 2011, 2014 and 2015. The league has now appeared in the College World Series in 32 of the last 33 years including appearances by 18 teams in the last seven years.
- ★ In 2017, the SEC tied its own national record with six teams competing in the NCAA Super Regionals. The Commodores were among the field as part of the NCAA Corvallis Super Regional.
- ★ A total of 11 SEC student-athletes were selected on the first day of the 2017 Major League Baseball Draft including Vandy right-handed pitcher Kyle Wright (1st round/5th overall) and outfielder Jeren Kendall (1st round/23rd overall).

DORES IN THE PROS

David Price helped Vandy to a school-record 54 wins in 2007.

MLB (9)

Name	Years at VU	Club
Pedro Alvarez	2006-08	Baltimore Orioles
Walker Buehler	2013-15	Los Angeles Dodgers
Ryan Flaherty	2006-08	Atlanta Braves
Carson Fulmer	2013-15	Chicago White Sox
Sonny Gray	2009-11	New York Yankees
Mike Minor	2007-09	Texas Rangers
David Price	2005-07	Boston Red Sox
Dansby Swanson	2013-15	Atlanta Braves
Drew VerHagen	2012	Detroit Tigers

MLB (28)

Tyler Beede	2012-14	San Francisco Giants
Ben Bowden	2014-16	Colorado Rockies
Curt Casali	2008-11	Tampa Bay Rays
Ro Coleman	2014-17	Detroit Tigers
Vince Conde	2012-14	New York Yankees
Jason Delay	2014-17	Pittsburgh Pirates
Tyler Ferguson	2013-15	Texas Rangers
Conrad Gregor	2011-13	Boston Red Sox
Reed Hayes	2017	Baltimore Orioles
Taylor Hill	2008-11	Washington Nationals
Tony Kemp	2011-13	Houston Astros
Jeren Kendall	2015-17	Los Angeles Dodgers
John Kilichowski	2014-16	St. Louis Cardinals
Brian Miller	2012-14	Tampa Bay Rays
Jared Miller	2012-14	Arizona Diamondbacks
John Norwood	2012-14	Miami Marlins
Phillip Pfeifer	2012-15	Atlanta Braves
Adam Ravenelle	2012-14	Detroit Tigers
Bryan Reynolds	2014-16	Pittsburgh Pirates
Matt Ruppenthal	2015-17	Houston Astros
Sam Selman	2010-12	Kansas City Royals
Jordan Sheffield	2015-16	Los Angeles Dodgers
Collin Snider	2015-17	Kansas City Royals
Will Toffey	2015-17	Oakland Athletics
Zander Wiel	2012-15	Minnesota Twins
Rhett Wiseman	2013-15	Washington Nationals
Kyle Wright	2015-17	Atlanta Braves
Mike Yastrzemski	2010-13	Baltimore Orioles

COACHING/FRONT OFFICE (12)

Name	Club-Position
Matt Buschmann	S.F. Giants - Asst. Dir. of Player Development
Joey Cora	Pittsburgh Pirates - Third Base Coach
Larry Day	Cleveland - AZL Manager/Operations
Jason Esposito	Arizona (ROOKIE-CLE) - Hitting Coach
Carter Hawkins	Cleveland Indians - Asst. General Manager
Derek Johnson	Milwaukee Brewers - Pitching Coach
Gil Kim	Toronto - Dir. of Player Development
Tony Mansolino	Akron (AA-CLE) - Manager
Cesar Nicolas	Seattle Mariners - Player Development
Josh Paul	L.A. Angels - Bench Coach
Jeremy Sowers	Tampa Bay Rays - Operations Assistant
David Wallace	Cleveland Indians - Special Assistant

2018 QUICK FACTS

GENERAL

Location _____ Nashville, Tenn.
 Founded _____ 1873
 Enrollment _____ 6,871
 Nickname _____ Commodores
 Colors _____ Black and Gold
 Affiliation _____ NCAA Division I
 Conference _____ Southeastern
 Athletic Ticket Office _____ 615.322.3544
 Chancellor _____ Nicholas S. Zeppos
 Director of Athletics _____ David Williams II

TEAM INFORMATION

2017 Overall Record _____ 36-25-1
 _____ Home: 21-11-1 Away: 10-12 Neutral: 5-2
 SEC Record _____ 15-13-1
 _____ Home: 8-5-1 Away: 7-8
 Conference Finish _____ 3rd East, 6th Overall
 Postseason _____ NCAA Corvallis Super Regional
 Final Ranking: _____ 5 Polls 15 (CB), 15 (NCBWA),
 _____ 16 (USA), 18 (BA), 19 (D1)
 Returning Letterwinners _____ 18
 Positional Starters Returning _____ 5
 Starting Pitchers Returning _____ 3
 Other Pitchers Returning _____ 5
 Lettermen Lost _____ 12
 _____ Professional Baseball _____ 8
 Newcomers _____ 16

COACHING STAFF

Head Coach _____ Tim Corbin
 Alma Mater _____ Ohio Wesleyan, 1984
 Career Record _____ 776-469-1 (.623/21st year)
 Record at Vanderbilt _____ 670-331-1 (.669/16th year)
 Assoc. Head Coach _____ Scott Brown
 Alma Mater _____ SUNY-Cortland, 1999
 Assistant Coach _____ Mike Baxter
 Alma Mater _____ Vanderbilt, 2005
 Volunteer Assistant Coach _____ David Macias
 Alma Mater _____ Vanderbilt, 2008

HISTORY

All-Time Record _____ 2,285-1,742-33 (120th year)
 All-Time SEC Record _____ 702-908-10 (71st year)
 SEC Titles _____ 6 (1973, '74, '80, '07, '11, '13)
 SEC Tournament Titles _____ 4 (1973, '74, '80, '07)
 All-time SEC Tournament Record _____ 47-36
 NCAA Tournament Appearances _____ 16
 _____ (1973, '74 '80, '04, '06, '07, '08,
 _____ '09, '10, '11, '12, '13, '14, '15, '16, '17)
 All-time NCAA Tournament Record _____ 54-36
 NCAA Super Regional Appearances _____ 7
 _____ (2004, '10, '11, '13, '14, '15, '17)
 College World Series Appearances _____ 3
 _____ (2011, '14, '15)
 National Champions _____ 1 (2014)

VANDY REPRESENTED ENTERING 2018 MLB SEASON

- ★ With the Major League Baseball season underway, Vanderbilt alums look to have another big impact at the highest level. In total, 15 former Vandy players received spring training invites including the 10 below who have made MLB appearances.

NAME (YEARS AT VU)	MLB TEAM	TIDBT
Pedro Alvarez (2006-08)	Baltimore Orioles	Batting .191 (9-for-47) with 7 R, 7 RBI, 2 HR this season
Tyler Beede (2012-14)	San Francisco Giants	In two career MLB starts: 0-1, 8.22 ERA, 7.2 IP, 9 K
Walker Buehler	Los Angeles Dodgers	First career start (Monday vs. MIA): 5.0 IP, 4 H, 0 R, 0 ER, 3 BB, 5 K
Ryan Flaherty (2006-08)	Atlanta Braves	Ranks 12th in the National League in batting average (.313)
Sonny Gray (2009-11)	New York Yankees	On Wednesday vs. Minnesota: ND, 4.2 IP, 6 H, 3 ER, 5 BB, 4 K
Mike Minor (2007-09)	Texas Rangers	In four starts: 1-1, 3.86 ERA, 21.0 IP, 16 H, 9 ER, 6 BB, 20 K
David Price (2005-07)	Boston Red Sox	In five starts: 2-2, 2.93 ERA, 27.2 IP, 22 H, 9 ER, 10 BB, 23 K
Dansby Swanson (2013-15)	Atlanta Braves	Tied for second in the National League in hits (29)
Drew VerHagen (2012)	Detroit Tigers	Has limited opponents to a .182 average in nine relief outings
Carson Fulmer (2013-15)	Chicago White Sox	Earned first win of year on Monday vs. SEA (6.0 IP, 3 H, 2 ER, 3 K)

DORES IN THE PRO NOTES

- ★ At least one Dore has been drafted every year since 1991 with a total of 100 players signing professional contracts.
 ★ Vanderbilt is one of only two universities in the nation to produce multiple No. 1 picks with David Price (2007) and Dansby Swanson (2015), joining Arizona State (Rick Monday - 1965, Floyd Bannister - 1968, Bob Horner - 1978).
 ★ Under Corbin, Vanderbilt pro alums have earned **over \$62 million dollars** in signing bonuses.
 ★ Since head coach **Tim Corbin** arrived in 2003, every Vanderbilt starting catcher has been selected in the MLB Draft.
 ★ The Dore have had at least one MLB first round selection on the mound every year in the **Tim Corbin** era.
 ★ Eighty-nine pitchers have been selected in the MLB Draft, including 55 during the **Tim Corbin** era (since 2003).
 ★ Vanderbilt leads the SEC with nine players drafted in the first round over the last decade. The second-closest in that span is Florida and LSU who each have five.
 ★ A total of 145 Commodores have been selected all-time in the MLB Draft including 73 in the first 10 rounds.

HONORING NO. 41 DONNY EVERETT

- ★ Vanderbilt continues to honor the memory of **Donny Everett**, who tragically passed away in a drowning accident the day before the Commodores opened the 2016 NCAA Nashville Regional.
 ★ The Donny Everett Scholarship was established during the 2016 school year. Everett's memory lives on with the display of No. 41 on the field and with the No. 41 flag among the major league players in right field.
 ★ Everett was the 2015 Tennessee Gatorade Player of the Year and one of the highest-rated players in the nation to attend college. He turned down the Milwaukee Brewers as a 29th round draft pick to join Vanderbilt.

TOUGH TESTS ABUNDANT IN 2018

- ★ Vanderbilt plays 12 teams that reached the 2017 NCAA Tournament for a total of 22 games, including Auburn (3), Florida (3), Houston, Kentucky (3), LSU (3), Long Beach State, Louisville, Mississippi State (3), Sam Houston State, TCU, Tennessee Tech and UCLA. Of the 12 teams, eight reached the NCAA Super Regionals.
 ★ The schedule also includes 18 games against squads that racked up 40-plus victories a season ago:

2018 Opponent	'17 Record	NCAA Round	'18 Result (7-6)
Florida (3)	52-19	CWS Champions	Loss, 8-4; Loss, 10-2; Loss 8-2
Houston (1)	42-21	Regional	Win, 9-4
Kentucky (3)	43-23	Super Regional	
Long Beach State (1)	42-20-1	Super Regional	Loss, 4-3
Louisville (1)	53-12	CWS	
LSU (3)	52-20	CWS Finals	Win, 4-2; Loss, 6-2; Win 1-0 (7 inn)
Mississippi State (3)	40-27	Super Regional	Win, 5-0; Win, 10-1; Win, 4-3
Sam Houston State (1)	44-23	Super Regional	Loss, 7-6 (10 inn)
TCU (1)	50-18	CWS	Win, 7-4
Tennessee Tech (1)	41-21	Regional	

VANDY SLATED FOR 12 NATIONAL TV APPEARANCES

- ★ Vanderbilt will not be hard to find this season as the Commodores will be televised nationally 12 times on the ESPN family of networks. Another 28 matchups will be streamed via the SEC Network+.

March 16	at Mississippi State	6 p.m.	SECN	Win, 5-0
March 23	LSU	8 p.m.	ESPNU	Win, 4-2
March 24	LSU	7:30 p.m.	ESPNU	Loss, 6-2
March 25	LSU	12 p.m.	ESPN2	Win, 1-0
March 31	at Florida	11 a.m.	ESPNU	Loss, 10-2
April 1	at Florida	11 a.m.	SECN	Loss, 8-2
April 5	Georgia	6 p.m.	ESPNU	Loss, 3-2
April 15	Ole Miss	12 p.m.	ESPNU	Win, 8-7 (8 inn)
April 15	Ole Miss	4 p.m.	ESPNU	Win, 8-7 (7 inn)
April 19	at Missouri	7 p.m.	ESPNU	Loss, 2-1
May 1	Louisville	6 p.m.	SECN	
May 13	at Tennessee	11 a.m.	SECN	

WEEKEND REVIEW: VANDERBILT DROPS SERIES AT MIZZOU

- ★ **April 19, 2018** - Vanderbilt could not capitalize during key moments at the plate, overshadowing a strong start from Drake Fellows in a series-opening 2-1 loss against Missouri on Thursday night at Taylor Stadium.
- ★ **April 20, 2018** - Missouri used a two-out, two-run single with the bases loaded in the eighth to catapult the Tigers to a series-clinching 3-1 victory against No. 10 Vanderbilt on Friday night. For a second-straight night, Vanderbilt was limited to just one run, once again coming off the bat of Austin Martin.
- ★ **April 21, 2018** - Vanderbilt found its groove offensively, pounding out 12 hits while scoring in four-straight innings, to salvage the series finale and defeat Missouri, 6-2 on Saturday afternoon. After being held to a combined 13 hits and two runs through the first two games of the set, the Commodores put single runs across in the fourth and fifth before breaking things open with three in the sixth.

COMMODORES PACE THE SEC SINCE 2006

- ★ Vanderbilt has paced the Southeastern Conference in several categories since the start of the 2006 season. During that span, the Commodores rank first in overall wins (563) and NCAA Tournament wins (48). Vandy is tied with Florida and South Carolina for a league-leading six NCAA Super Regional appearances since 2006.

Rank	Team	Overall Wins	Rank	Team	NCAA Tournament Wins
1.	Vanderbilt	563	1.	Vanderbilt	48
2.	LSU	517	t-2.	Florida	46
3.	South Carolina	512	t-2.	LSU	46
4.	Florida	487	4.	South Carolina	45
5.	Arkansas	458	5.	Mississippi State	24

NOTABLE SUCCESS FROM 2007-17

- ★ The Commodores reined in a new era of dominance in 2007, posting a 54-13 record and impressive 22-8 mark in SEC play. The 2007 team set a school record for wins (54) while winning the SEC regular season and tournament titles. Below is a look at a pair of notable categories since the start of that season.

Rank	Team	First-Round Draft Picks	Rank	Team	College World Series
1.	Vanderbilt	9	1.	Florida	4
t-2.	Florida	5	t-2.	Vanderbilt	3
t-2.	LSU	5	t-2.	LSU	3
4.	Arkansas	4	t-2.	South Carolina	3
5.	Tennessee	3	t-2.	Arkansas	3

UP NEXT IN THE SEC: DORES VISIT AUBURN

- ★ Vanderbilt visits Auburn, getting the eighth weekend of SEC play underway next Friday.
- ★ The Tigers own a 93-61-1 advantage all-time, although the Dorens have won six consecutive series and five-straight games.
- ★ Since head coach **Tim Corbin** arrived to Vandy in 2003, Vandy boasts a 25-9 lead in the series.
- ★ The Dorens have won three consecutive series at Auburn including 2-of-3 during the last visit in 2015.

TREND SETTERS

- ★ Vanderbilt has displayed a consistent ability on the base paths and striking out hitters. The Commodores are first in both stolen bases and strikeouts per nine innings this season. Vandy has finished first or second in the league four times over the last six years in stolen bases while leading the SEC in strikeouts-per-nine-innings twice in the last four years.

Year	SEC Rank	Stolen Bases	Year	SEC Rank	Strikeouts per Nine Inn.
2018	1st	74	2018	1st	9.9
2017	7th	54	2017	8th	8.8
2016	3rd	88	2016	3rd	9.7
2015	2nd	106	2015	1st	9.6
2014	1st	120	2014	1st	8.9
2013	1st	139	2013	2nd	7.9
2012	2nd	92	2012	8th	7.4

SEC TEAM LEADERBOARD

BATTING AVERAGE

1.	Arkansas	.307
2.	Ole Miss	.301
3.	Kentucky	.300
4.	Florida	.290
5.	LSU	.290
6.	Texas A&M	.288
7.	Georgia	.282
8.	Auburn	.281
9.	South Carolina	.274
10.	Mississippi State	.267
11.	Missouri	.266
12.	Vanderbilt	.265
13.	Tennessee	.259
14.	Alabama	.259

EARNED RUN AVERAGE

1.	Texas A&M	2.93
2.	Missouri	3.10
3.	Florida	3.13
4.	Arkansas	3.35
5.	Ole Miss	3.44
6.	Georgia	3.54
7.	Vanderbilt	3.62
8.	Alabama	3.63
9.	Mississippi State	3.69
10.	Auburn	3.84
11.	South Carolina	3.99
12.	LSU	4.28
13.	Tennessee	4.41
14.	Kentucky	5.06

FIELDING PERCENTAGE

1.	Missouri	.983
2.	Vanderbilt	.983
3.	Florida	.982
4.	LSU	.980
5.	Ole Miss	.980
6.	Georgia	.979
7.	South Carolina	.978
8.	Kentucky	.975
9.	Arkansas	.974
10.	Mississippi State	.974
11.	Auburn	.974
12.	Texas A&M	.973
13.	Alabama	.972
14.	Tennessee	.969

2018 SEC STANDINGS

SEC - EAST	SEC	PCT.	GB	ALL	PCT.
Florida	14-4	0.778	-	34-9	0.791
Georgia	10-8	0.556	4.0	28-13	0.683
Vanderbilt	10-8	0.556	4.0	24-16	0.600
South Carolina	9-9	0.500	5.0	24-17	0.585
Missouri	8-10	0.444	6.0	28-13	0.683
Kentucky	8-10	0.444	6.0	27-14	0.659
Tennessee	7-11	0.389	7.0	24-19	0.558

SEC - WEST	SEC	PCT.	GB	ALL	PCT.
Ole Miss	10-8	0.556	-	32-10	0.762
Arkansas	10-8	0.556	-	29-13	0.690
Texas A&M	9-9	0.500	1.0	30-11	0.732
Auburn	9-9	0.500	1.0	30-12	0.714
LSU	9-9	0.500	1.0	25-17	0.595
Mississippi State	8-10	0.444	2.0	23-19	0.548
Alabama	5-13	0.278	5.0	23-20	0.535

SEC WEEKEND SCHEDULE

(ALL TIMES CENTRAL)

THURSDAY, APRIL 26

Auburn at Florida	6:00 p.m.
LSU at Ole Miss	7:00 p.m.

FRIDAY, APRIL 27

Auburn at Florida	5:30 p.m.
Tennessee at Georgia	6:00 p.m.
Alabama at Arkansas	6:30 p.m.
LSU at Ole Miss	6:30 p.m.
South Carolina at Vanderbilt	6:30 p.m.
Texas A&M at Mississippi State	6:30 p.m.
Missouri at Kentucky	6:30 p.m.

SATURDAY, APRIL 28

Auburn at Florida	1:00 p.m.
Tennessee at Georgia	1:00 p.m.
Missouri at Kentucky	1:00 p.m.
South Carolina at Vanderbilt	2:00 p.m.
LSU at Ole Miss	3:00 p.m.
Alabama at Arkansas	6:00 p.m.
Texas A&M at Mississippi State	6:30 p.m.

SUNDAY, APRIL 29

Tennessee at Georgia	12:00 p.m.
Missouri at Kentucky	12:00 p.m.
Alabama at Arkansas	1:00 p.m.
South Carolina at Vanderbilt	1:00 p.m.
Texas A&M at Mississippi State	3:30 p.m.

SEC PLAYERS OF THE WEEK

(VANDERBILT PLAYERS)

2018 SEASON

April 16, 2018	Freshman	Austin Martin
March 26, 2018	Pitcher	Mason Hickman
March 12, 2018	Freshman	Jayson Gonzalez

FRIDAY PROBABLE STARTER



#66 DRAKE FELLOWS

★ Sophomore ★ RHP ★ 6-5 ★ 205

★ Plainfield, Ill. ★ Joliet Catholic Academy

★ **LAST START:** April 19, 2018 at Missouri - Loss, 7.0 IP, 4 H, 2 R, 1 ER, 1 BB, 9 K★ **2018 SEASON:** 4-3, 3.03 ERA, 10 APP, 10 GS, 59.1 IP, 46 H, 22 R, 20 ER, 26 BB, 69 K★ **CAREER:** 7-6, 3.17 ERA, 26 APP, 20 GS, 1 SV, 122.0 IP, 100 H, 50 R, 43 ER, 43 BB, 137 K

THOUGHTS FROM HEAD COACH TIM CORBIN

"Drake impacted our team and pitching staff immediately as a freshman. He became a solid starter for us in the league and down the last stretch of the season. He has the ability to throw consistent strikes with several pitches and has good presence...he competes well. He has made a jump physically and will continue to do so. He will be in contention for a starting role on our staff."

TONIGHT'S START:

... is making his 27th career appearance and 21st career start
 ... ranks 8th in the SEC and 64th nationally with 69 strikeouts
 ... is making his 12th career SEC start and 15th league appearance
 ... is making second-career start vs. South Carolina
 ... April 8, 2017 at South Carolina -- Loss, 2.2 IP, 5 H, 4 R, 4 ER, 0 BB, 1 K

2018 AT A GLANCE:

... team leader with 59.1 innings pitched and 69 strikeouts
 ... is 2-1 with a 3.33 ERA in five home starts
 ... has struck out seven or more batters in seven of his 10 starts
 ... has allowed just four extra-base hits in his last 40.0 innings
 ... has not allowed a home run in six SEC starts spanning 37.0 innings
 ... matched a season-high with nine strikeouts at Missouri last time out
 ... has permitted four hits or fewer in four starts including his last time out
 ... offense has averaged 2.0 runs per game in each of his last three losses
 ... became the first sophomore since 2012 to start Opening Day

2017 AT A GLANCE

... made 16 appearances including 10 starts
 ... posted a 3-3 record with a 3.30 ERA across 62.2 innings
 ... went 0-2 with a 6.23 ERA in eight SEC appearances spanning 26 innings
 ... lasted six-plus innings in six of 10 starts
 ... struck out 10 Alabama hitters and allowed just two earned runs on May 13



CAREER HIGHS

Innings Pitched _____ 8.0, vs. St. Mary's (3/12/17)
 Hits: _____ 8, 2x, last vs. Ole Miss (4/13/18)
 Strikeouts: _____ 10, vs. Alabama (5/20/17)
 Walks: _____ 5, 2x, last vs. Ole Miss (4/13/18)
 Runs: _____ 6, 2x, last vs. Ole Miss (4/13/18)
 Earned Runs: _____ 6, vs. Ole Miss (4/13/18)
 Home Runs: _____ 2, vs. Florida (4/15/17)
 Pitches: _____ 112, 2x, last at Missouri (4/19/18)

SEASON HIGHS

Innings Pitched _____ 7.0, 3x, last at Missouri (4/19/18)
 Hits: _____ 8, vs. Ole Miss (4/13/18)
 Strikeouts: _____ 9, 2x, last at Missouri (4/19/18)
 Walks: _____ 5, 2x, last vs. Ole Miss (4/13/18)
 Runs: _____ 6, vs. Ole Miss (4/13/18)
 Earned Runs: _____ 6, vs. Ole Miss (4/13/18)
 Home Runs: _____ 1, 2x, last at UCLA (3/9/18)
 Pitches: _____ 112, at Missouri (4/19/18)

OVERALL CAREER STATS

YEAR	ERA	W-L	APP	GS	CG	SHO	SV	IP	H	R	ER	BB	SO	2B	3B	HR	BF	BAvg	WP	HBP	BK	SFA	SHA
2017	3.30	3-3	16	10	0	0/0	1	62.2	54	28	23	17	68	9	1	9	268	.226	8	7	1	2	3
2018	3.03	4-3	10	10	0	0/2	0	59.1	46	22	20	26	69	5	1	2	245	.224	6	6	0	2	6
TOTAL	3.17	7-6	26	20	0	0/2	1	122.0	100	50	43	43	137	14	2	11	513	.225	14	13	1	4	9

SEC CAREER STATS

YEAR	ERA	W-L	APP	GS	CG	SHO	SV	IP	H	R	ER	BB	SO	2B	3B	HR	BF	BAvg	WP	HBP	BK	SFA	SHA
2017	6.23	0-2	8	5	0	0/0	1	26.0	27	22	18	12	29	6	1	6	125	.260	7	5	0	2	2
2018	3.41	2-3	6	6	0	0/1	0	37.0	32	16	14	19	40	3	1	0	157	.246	6	3	0	2	3
TOTAL	4.57	2-5	14	11	0	0/1	1	63.0	59	38	32	31	69	9	2	6	282	.252	13	8	0	4	5

2018 SEC GAME-BY-GAME STATS

Date	OPPONENT	GS	IP	H	R	ER	BB	SO	2B	3B	HR	WP	BK	HBP	IBB	Final	W-L	SV	ERA	NP
Mar 23	#19 LSU	*	5.0	5	2	2	3	4	0	1	0	0	0	1	0	4-2	1-0	0	2.16	95
Mar 30	at #2 Florida	*	6.1	6	5	4	3	8	2	0	0	2	0	0	0	4-8	2-0	0	2.72	107
Apr 05	#16 GEORGIA	*	7.0	6	1	1	2	5	1	0	0	0	0	0	0	2-3	2-1	0	2.51	104
Apr 13	#5 OLE MISS	*	5.2	8	6	6	5	7	0	0	1	0	1	0	0	3-11	2-2	0	3.90	95
Apr 19	at Missouri	*	7.0	4	2	1	1	9	0	0	0	2	0	1	0	1-2	2-3	0	3.41	112
Totals		6	37.0	32	16	14	19	40	3	1	0	6	0	3	0	19-26	2-3	0	3.41	--

DORES RANKED TOP 10 PRESEASON ONCE AGAIN

- ★ For an eighth-straight season, Vanderbilt was situated in the Top 10 rankings during the preseason. The Commodores are currently ranked in all six polls including as high as No. 11 by Baseball America.
- ★ The preseason rankings follow the Commodores' fourth NCAA Super Regional appearance in five seasons a year ago. Vandy concluded 2017 ranked as high as No. 6 per Baseball America.

WHAT'S BACK IN 2018: OFFENSE

- ★ The Dorens bring back five position players who started at least 50 percent of the games (31 of 62) for last season's NCAA Super Regional team — **Julian Infante** (62), **JJ Bleday** (48), **Ethan Paul** (52), **Connor Kaiser** (59) and **Stephen Scott** (31). Players **Harrison Ray** (17) and **Alonzo Jones** (25) started at least 10.

Category	'18 Ret.	'17 Total	Pct. Back
Runs Batted In	176	379	46.4%
Doubles	60	114	52.6%
Triples	6	17	35.2%
Home Runs	22	51	43.1%
Hits	299	599	49.9%
At Bats	1158	2141	54.0%
Runs	213	409	52.0%
Stolen bases	17	54	31.4%

WHAT'S BACK IN 2018: PITCHING

- ★ The Commodores bring back seven pitchers with experience from last season. Four pitchers logged starts on the mound in 2017 — **Patrick Raby** (16), **Drake Fellows** (10), **Chandler Day** (12) and **Maddux Conger** (3).

Category	'18 Ret.	'17 Total	Pct. Back
Appearances	116	213	54.4%
Victories	25	36	69.4%
Starts	41	62	66.1%
Strikeouts	307	544	56.4%
Innings Pitched	326.1	558.2	58.4%
Saves	1	12	8.3%

VANDERBILT IN NATIONAL RANKINGS

DATE	BA	NCBWA	CB	USA	D1	PG
PS	18	15	6	10	14	NR
Feb. 19	18	11	6	10	13	23
Feb. 26	18	10	5	10	12	17
Mar. 5	21	14	10	14	15	19
Mar. 12	14	14	11	13	13	15
Mar. 19	9	8	5	7	8	11
Mar. 26	8	9	4	8	8	10
Apr. 2	14	16	17	16	15	15
Apr. 9	14	16	20	16	15	15
Apr. 16	6	11	9	12	10	11
Apr. 23	11	17	12	17	17	13
Apr. 30						
May 7						
May 14						

NATIONAL POLLS

BA _____ Baseball America
 CB _____ Collegiate Baseball
 NCBWA _____ National Collegiate Baseball Writers Association
 USA _____ USA Today Coaches
 PG _____ Perfect Game
 D1 _____ D1Baseball.com

HIGHEST RANKING THIS SEASON

Poll _____ Date _____ Ranking _____
 Collegiate Baseball _____ March 26 _____ 4

NATIONAL RANKINGS

BASEBALL AMERICA (April 23)	COLLEGIATE BASEBALL (April 23)	NCBWA (April 23)	USA TODAY COACHES (April 23)	PERFECT GAME (April 23)	D1BASEBALL (April 23)
1. Florida	1. Stanford	1. Stanford	1. Florida	1. Florida	1. Florida
2. NC State	2. Florida	2. Florida	2. Stanford	2. NC State	2. Stanford
3. Stanford	3. NC State	3. Texas Tech	3. NC State	3. Stanford	3. NC State
4. Texas Tech	4. UCLA	4. NC State	4. Texas Tech	4. Texas Tech	4. Texas Tech
5. Ole Miss	5. Oregon State	5. Oregon State	5. Oregon State	5. Oregon State	5. Oregon State
6. Oregon State	6. North Carolina	6. Ole Miss	6. Ole Miss	6. Ole Miss	6. Ole Miss
7. East Carolina	7. Michigan	7. Arkansas	7. Arkansas	7. East Carolina	7. Arkansas
8. Arkansas	8. Ole Miss	8. East Carolina	8. East Carolina	8. Clemson	8. East Carolina
9. UCLA	9. Duke	9. UCLA	9. UCLA	9. Arkansas	9. UCLA
10. North Carolina	10. Arkansas	10. Southern Miss	10. Clemson	10. UCLA	10. North Carolina
11. Vanderbilt	11. Texas Tech	11. North Carolina	11. Duke	11. Southern Miss	11. Southern Miss
12. Duke	12. Vanderbilt	12. Clemson	12. North Carolina	12. Indiana	12. Clemson
13. Kentucky	13. Georgia	13. Kentucky	13. Southern Miss	13. Vanderbilt	13. Duke
14. Clemson	14. Clemson	14. Duke	14. Florida State	14. Kentucky	14. Kentucky
15. Southern Miss	15. East Carolina	15. Indiana	15. Kentucky	15. Duke	15. Indiana
16. Coastal Carolina	16. St. John's	16. Florida State	16. Indiana	16. Florida Atlantic	16. Florida State
17. Florida State	17. Oklahoma State	17. Vanderbilt	17. Vanderbilt	17. Florida State	17. Vanderbilt
18. Indiana	18. Oklahoma	18. Texas A&M	18. Texas A&M	18. North Carolina	18. Coastal Carolina
19. Texas	19. Florida State	19. Texas	19. Coastal Carolina	19. Auburn	19. Texas
20. South Florida	20. Tennessee Tech	20. Coastal Carolina	20. Georgia	20. Texas A&M	20. UCONN
21. Tennessee Tech	21. Auburn	21. Tennessee Tech	21. Texas	21. Texas	21. Minnesota
22. Oklahoma	22. Texas A&M	22. Florida Atlantic	22. Auburn	22. Oklahoma	22. Texas A&M
23. Minnesota	23. Texas	23. Georgia	23. Oklahoma	23. South Florida	23. Oklahoma State
24. Georgia	24. Louisville	24. Oklahoma	24. UCONN	24. Coastal Carolina	24. South Florida
25. Jacksonville	25. South Carolina	25. Auburn	25. Tennessee Tech	25. Jacksonville	25. Tennessee Tech
	26. Minnesota	26. UCONN			
	27. Indiana	27. Minnesota			
	28. Florida Atlantic	28. Oklahoma State			
	29. UC Irvine	29. South Florida			
	30. Coastal Carolina	30. Wichita State			



HAWKINS FIELD

TOP-10 ATTENDANCE MARKS - SINGLE GAME

	Attendance	Opponent	Date
1.	3,700	Tennessee	May 16, 2009
		Tennessee	May 15, 2009
		Florida	April 4, 2009
4.	3,693	Arkansas	May 22, 2010
5.	3,645	Tennessee	April 29, 2011
6.	3,626	24 games - most recent listed	
		Florida	April 15, 2017
		Florida	April 14, 2017
		Auburn	May 21, 2016
		Kentucky	April 17, 2016
		Kentucky	April 16, 2016
		South Carolina	April 2, 2016

TOP 3-GAME SERIES ATTENDANCE

	Attendance	Opponent	Dates
1.	10,878	Florida	May 7-9, 2015
		Stanford*	June 6-8, 2014
3.	10,661	Tennessee	March 27-29, 2015
4.	10,640	Kentucky	April 15-17, 2016
5.	10,636	South Carolina	March 31-April 2, 2016
6.	10,582	Mississippi State	March 18-20, 2016
7.	10,528	Georgia	April 29-May 1, 2016
8.	10,400	Florida	April 13-15, 2017
9.	10,338	Tennessee	May 14-16, 2009
10.	10,277	Ole Miss	April 9-11, 2015

^ - NCAA Regional * - NCAA Super Regional

HAWKINS FIELD FACTS

- ★ Officially dedicated April 27, 2002
- ★ Capacity (3,626) – 2,200 chairback seats; 1,426 bleacher seats
- ★ Dimensions: LF-310; CF-400; RF-330; Alleys-375
- ★ Since 2007 Vanderbilt is 322-94-1 (.773) at Hawkins Field.
- ★ There have been 110 total sellouts in the stadium's history.
- ★ .737 all-time VU winning percentage (430-153-1) at The Hawk.

YEARLY ATTENDANCE - NCAA RANKINGS

YEAR	DATES	TOTAL	RANK	AVERAGE
2014	40	112,426	23rd	2,811
2015	32	91,144	21st	2,848
2016	36	110,239	17th	3,062
2017	33	92,286	24th	2,797

MISCELLANEOUS RECORDS

- ★ Most Wins in a Season _____ 34 (2007, 2013)
- ★ Longest Win Streak _____ 15 games (2/18-3/16/07)
- ★ Longest Game (Time) _____ 5:33 vs. Louisville (5/11/10)
- ★ Longest Game (Innings) _____ 17.0 vs. Louisville (5/11/10)

A BRIEF RUN DOWN: HAWKINS FIELD

Hawkins Field serves as the home of the Vanderbilt Commodores and with recently completed facilities it stands as one of the top college baseball parks in the country. Now in its 16th season of existence, greets fans with chairback seats close to the field of play with bleacher seating in the outfield.

Nestled alongside Vanderbilt Stadium and Memorial Gymnasium on the west end of campus, the ballpark was constructed as the Commodores' first baseball-only facility in school history. It was built near the exact location of McGugin Field, which served as baseball's home field for 76 years and part-time football practice field.



THE TIM CORBIN FILE

Personal

Tim Carter Corbin

____ Born: Aug. 5, 1961, at Wolfeboro, N.H.

____ Hometown: Wolfeboro, N.H.

____ Family: Maggie (wife), daughters Molly and Hannah

Education

Ohio Wesleyan

____ Master of Arts in Athletic Administration, 1986

____ Bachelor of Arts in Physical Education, 1984

Playing Experience

Ohio Wesleyan

____ Four-year letterman as an infielder and catcher

Coaching Experience

Vanderbilt Commodores

Head Coach (2003-present)

____ 670-331-1 record (.669)

____ Highest winning % all-time among VU coaches

____ All-time winningest coach in program history

____ 2014 College World Series Champions

____ 2014 national coach of the year

____ 2015 College World Series Runner-Up

____ Three CWS Appearances (2011, 2014, 2015)

____ 12-Straight NCAA Tournament appearances

____ Record-setting 26 SEC wins in 2013

____ 55 pitchers taken in MLB Draft during Corbin era

____ 15 First-Round MLB Draft picks in Corbin era

____ D1Baseball.com's No. 1 program in 2015

____ D1Baseball.com's No. 2 program in 2017

____ 2007 SEC regular season and tournament champs

____ Three SEC regular season titles (2007, 2011, 2013)

Clemson Tigers

Associate Head Coach (2001-02)

Assistant Head Coach (1998-01)

Assistant Coach (1994-98)

____ Fourth-winningest program nationally from 1994-02

____ Nine NCAA Tournament appearances

____ Four CWS appearances (1995, 1996, 2000, 2002)

____ Recruited nine-straight top-25 Classes

____ 20 players earned All-America status

Presbyterian Blue Hose

Head Coach (1988-93)

____ Led restart of dormant program

____ Led transition from NAIA to NCAA Division II

____ 106-138 overall record

Wofford

Assistant Coach (1987)

Ohio State Buckeyes

Graduate Assistant Coach (1985-86)



In his 16th season at Vanderbilt, Tim Corbin has transformed Vanderbilt into one of the national powers of college baseball and taken the program to unprecedented success winning the school's first-ever men's national title in 2014.

Corbin's owns a 670-331-1 (.669) at Vanderbilt and became the program's all-time winningest coach on March 4. He is also first in winning percentage for coaches with 100 games or more.

Under Corbin, Vanderbilt boasts the Southeastern Conference's longest streak of consecutive NCAA Tournament appearances at 12. The Does have advanced to a Super Regional in four of the last five years.

In 2015, Vanderbilt returned to the College World Series for the third time in five years with team's fourth 50-win season in the last four making it back to the CWS Finals before losing in three games to Virginia. The Does captured the SEC East with a 20-10 mark.

The 2014 Commodores topped Virginia in the College World Series finals in three games to claim the title in just the Does' second trip to Omaha. For the third time in four years Vandy hosted NCAA Regionals and Super Regionals, topping Oregon in the Regional final and Stanford in the Super Regionals.

Vanderbilt's 2013 team was one for the ages as the Commodores matched the school record with a 54-12 record and smashed the SEC record with a 26-3 mark to win the league title.

Year	Overall	Conf.	Place	Home	Road	Neutral	SEC Tourn	NCAA
2003	27-28	14-16	T-6th	19-10	6-14	2-4	0-2	--
2004	45-19	16-14	7th	28-5	11-11	6-3	3-1	3-2
2005	34-21	13-17	8th	23-12	11-9	0-0	--	--
2006	38-27	16-14	6th	23-12	10-11	5-4	3-2	2-2
2007	54-13	22-8	1st	34-4	12-8	8-1	5-1	3-2
2008	41-22	15-14	T-4th	22-9	12-9	7-4	3-2	1-2
2009	37-27	12-17	8th	22-11	10-14	5-3	3-1	3-2
2010	46-20	16-12	5th	27-6	13-11	6-3	1-2	5-3
2011	54-12	22-8	T-1st	33-4	16-5	5-3	3-1	7-2
2012	35-28	16-14	T-5th	22-12	7-13	6-3	5-1	2-2
2013	54-12	26-3	1st	34-7	17-3	3-2	3-2	3-3
2014	51-21	17-13	6th	31-10	13-7	7-4	1-2	10-3
2015	51-21	20-10	2nd	28-8	15-7	8-6	3-2	9-2
2016	43-19	18-12	6th	31-7	9-10	3-2	2-2	0-2
2017	36-25-1	15-13-1	6th	21-11-1	10-12	5-2	0-1	3-3
2018	24-16	10-8	--	17-5	5-7	2-4	--	--
Career	670-331-1	268-193-1	--	415-133-1	177-151	78-48	35-22	51-30

ASSISTANT COACHES



SCOTT BROWN
Assoc. Head Coach



MIKE BAXTER
Assistant Coach



DAVID MACIAS
Volunteer Assistant

2018 BATTER NOTES

9 ★ Garrett Blaylock ★ Freshman

IF ★ T.C. Roberson HS ★ Asheville, N.C.

HITTING CAREER HIGHS

Hits: _____ 1, 3x, last vs. Austin Peay (2/27/18)
 Runs: _____ 2, vs. Presbyterian (2/21/18)
 RBI: _____ 2, vs. UMass-Lowell (2/23/18)
 Walks: _____
 HRs: _____
 Strikeouts: _____ 1, 4x, last at Florida (3/31/18)
 Stolen Bases: _____

NOTES

- ★ Has appeared in 11 games off the bench including six pinch-hitting roles
- ★ Last appearance was April 5 against Georgia as a pinch runner
- ★ Is batting .300 (3-for-10) with three runs and four RBIs in 11 games
- ★ Is batting .429 (3-for-7) with runners in scoring position
- ★ Drove in a season-high two runs in a 1-for-1 performance vs. UMass-Lowell on Feb. 23
- ★ Lettered four years at T.C. Roberson High School
- ★ Helped the Rams to a North Carolina State Championship as a senior
- ★ State championship MVP and Co-Conference Player of the Year as a senior

51 ★ JJ Bleday ★ Sophomore

OF ★ A. Crawford Mosley HS ★ Panama City Beach, Fla.

HITTING CAREER HIGHS

Hits: _____ 3, 4x, last vs. Eastern Kentucky (3/14/18)
 Runs: _____ 2, 4x, last at Clemson (6/5/17)
 RBI: _____ 3, 3x, last vs. St. Mary's (3/10/17)
 Walks: _____ 3, 2x, last vs. Belmont (3/21/18)
 HRs: _____ 1, 5x, last vs. Houston (3/4/18)
 Strikeouts: _____ 2, 7x, last vs. LSU (3/25/18)
 Stolen Bases: _____ 1, at Mississippi State (3/17/18)

NOTES

- ★ Has not appeared in a game since March 27 against Lipscomb due to injury
- ★ Has posted a .372 batting average (29-for-78) in 24 games including 21 starts
- ★ Has reached base in 13-straight games dating to March 4 vs. Houston
- ★ Has scored 14 runs and drawn 13 walks
- ★ Boasts nine multi-hit games including seven in the last 14 outings
- ★ Started 48 games and made 51 appearances as a freshman in 2017
- ★ Racked up 56 total bases and drove in 22 RBIs while batting .256 in 2017
- ★ Third team All-American by Rawlings-Perfect Game at A. Crawford Mosley H.S.
- ★ Lettered four years in baseball, two years in golf and two in swimming
- ★ Names 'speaking Russian' as his oddest talent

5 ★ Philip Clarke ★ Freshman

C ★ Christ Presbyterian Academy ★ Franklin, Tenn.

HITTING CAREER HIGHS

Hits: _____ 3, 2x, last vs. Georgia (4/5/18)
 Runs: _____ 2, 3x, last vs. Ole Miss (4/15/18)
 RBI: _____ 3, 4x, last vs. Ole Miss (4/15/18)
 Walks: _____ 4, vs. UMass-Lowell (2/23/18)
 HRs: _____ 1, 2x, last at Florida (3/30/18)
 Strikeouts: _____ 2, 3x, last at Mississippi State (3/17/18)
 Stolen Bases: _____ 2, vs. UMass-Lowell (2/25/18)

NOTES

- ★ Has appeared in 35 games including 26 starts with the last 11 at designated hitter
- ★ Batting .335 (13-for-40) over the last 11 games with six runs and six RBIs
- ★ Boasts 10 multi-hit games and has registered at least one hit in 25 games
- ★ Has recorded a hit in 12 of his last 15 games and reached base in eight straight
- ★ Batted .333 (4-for-12) with one run and two RBIs last weekend at Mizzou
- ★ Named No. 36 in SEC among D1Baseball.com's top prospects for the 2019 draft
- ★ Lettered four years at Christ Presbyterian Academy in Franklin, Tenn.
- ★ Helped lead the Lions to a runner-up finish in the Tennessee state tournament
- ★ Tennessean Baseball Player of the Year and 2017 Class AA Mr. Baseball as a senior
- ★ Team Tennessee member with teammates Aaron Brown and Mason Hickman in 2016
- ★ Says if he wasn't playing baseball he would be an astronaut

3 ★ Cooper Davis ★ Freshman

OF ★ St. Aloysius Gonzaga HS ★ Mississauga, Ontario

HITTING CAREER HIGHS

Hits: _____ 1, 2x, last vs. Georgia (4/7/18)
 Runs: _____ 1, 3x, last vs. Georgia (4/7/18)
 RBI: _____ 1, 4x, last vs. Ole Miss (4/13/18)
 Walks: _____ 1, 2x, last vs. Georgia (4/5/18)
 HRs: _____
 Strikeouts: _____ 1, vs. Georgia (4/7/18)
 Stolen Bases: _____ 1, vs. Georgia (4/7/18)

NOTES

- ★ Has made three starts -- all coming since April 5 vs. Georgia
- ★ Has driven in four runs in seven games
- ★ Stole first-career base and went 1-for-3 with one run on April 7 vs. Georgia
- ★ Went 1-for-2 with one run in collegiate debut on Feb. 21 against Presbyterian
- ★ Lettered four years at St. Aloysius Gonzaga in Mississauga, Ontario
- ★ Named Perfect Game Canada/Puerto Rico Region High School Senior first-team
- ★ Played for the Canadian Jr. National U18 Team in 2017

18 ★ Pat DeMarco ★ Freshman

OF ★ Winder-Barrow HS ★ Staten Island, N.Y.

HITTING CAREER HIGHS

Hits: _____ 3, 3x, last vs. Presbyterian (2/20/18)
 Runs: _____ 3, vs. Austin Peay (2/27/18)
 RBI: _____ 4, vs. Houston (3/4/18)
 Walks: _____ 2, 2x, last vs. Georgia (4/7/18)
 HRs: _____ 1, 4x, last vs. Western Kentucky (4/10/18)
 Strikeouts: _____ 3, 2x, last at Florida (3/30/18)
 Stolen Bases: _____ 1, 5x, last at Missouri (4/20/18)

NOTES

- ★ Leads Vanderbilt with 14-multi-hit games and is third with seven multi-RBI games
- ★ Batting .345 (29-for-84) with 21 runs and 15 RBIs in 22 home games
- ★ Has started all 40 games in the outfield for the Commodores
- ★ Second on the team in hits (45) and RBIs (25)
- ★ Batting .321 (25-for-78) with runners aboard
- ★ Has recorded at least one hit in eight of his last 10 games
- ★ Named No. 35 in SEC among D1Baseball.com's top prospects for the 2019 draft
- ★ Moved from New York to Georgia in high school to focus on year-round baseball
- ★ High school All-American and Georgia Player of the Year at Winder-Barrow H.S.
- ★ Father played baseball for two years at St. John's University

20 ★ Ty Duvall ★ Sophomore

C ★ Lebanon HS ★ Lebanon, Ohio

HITTING CAREER HIGHS

Hits: _____ 3, vs. Western Kentucky (3/14/17)
 Runs: _____ 1, 9x, last vs. Ole Miss (4/15/18)
 RBI: _____ 4, vs. Ole Miss (4/15/18)
 Walks: _____ 2, vs. UMass-Lowell (2/23/18)
 HRs: _____ 1, at Florida (3/31/18)
 Strikeouts: _____ 2, vs. Austin Peay (2/27/18)
 Stolen Bases: _____ 1, at Missouri (4/21/18)

NOTES

- ★ Has made seven starts at catcher and appeared in 17 games
- ★ Has recorded a combined eight hits in his last 11 appearances
- ★ In his last six starts, is batting .353 (6-for-17) with two runs and four RBIs
- ★ Went 2-for-6, reaching base four times in two starts last weekend at Missouri
- ★ Tagged game-winning, three-run double in sixth inning to clinch series vs. Ole Miss
- ★ Made 17 appearances including four starts during 2017 freshman campaign
- ★ Finished with 12 total bases while posting a .516 on-base percentage in 2017
- ★ Four-year letterwinner in baseball at Lebanon High School in Lebanon, Ohio
- ★ Top prospect in the state of Ohio in 2016 according to Perfect Game
- ★ Played summer ball in high school with Andrew Benintendi (Boston Red Sox)

13 ★ Kiambu Fentress ★ Redshirt Sophomore

OF ★ Ensworth HS ★ Nashville, Tenn.

HITTING CAREER HIGHS

Hits: _____ 1, at Middle Tennessee (4/18/17)
 Runs: _____ 1, vs. Evansville (4/17/18)
 RBI: _____ 1, vs. Austin Peay (2/27/18)
 Walks: _____
 HRs: _____
 Strikeouts: _____ 1, 2x, last vs. UMass-Lowell (2/23/18)
 Stolen Bases: _____

NOTES

- ★ Made first appearance since Feb. 27 last Tuesday vs. Evansville as pinch runner
- ★ Recorded first-career RBI vs. Austin Peay on Feb. 27
- ★ Has appeared in the outfield in six of his eight appearances off the bench
- ★ Legged out first-career hit at Middle Tennessee on April 18, 2017
- ★ Did not participate in team activities during 2016 season
- ★ Lettered in football and baseball at Ensworth High School in Nashville
- ★ Dad is enshrined in Elon Hall of Fame after All-America career in football

99 ★ Jayson Gonzalez ★ Freshman

IF ★ Bishop Amat HS ★ Covina, Calif.

HITTING CAREER HIGHS

Hits: _____ 4, 2x, last vs. Austin Peay (2/27/18)
 Runs: _____ 2, 2x, last vs. Houston (3/4/18)
 RBI: _____ 5, vs. UMass-Lowell (2/24/18)
 Walks: _____ 1, 7x, last at UCLA (3/9/18)
 HRs: _____ 2, vs. UMass-Lowell (2/24/18)
 Strikeouts: _____ 3, 3x, last at Missouri (4/20/18)
 Stolen Bases: _____ 1, vs. Houston (3/4/18)

NOTES

- ★ Has made 28 starts at third base and 30 overall appearances as a freshman
- ★ Reached base twice in a 1-for-3 outing last Thursday at Missouri
- ★ Made first appearance in 10 days last Tuesday vs. Evansville in start at third base
- ★ Drove in three runs in 1-for-3 performance on Tuesday vs. Evansville
- ★ Boasts six multi-RBI games and four multi-hit performances
- ★ Named SEC Freshman of the Week on March 12
- ★ In return to California, went 4-for-11 with five RBIs vs. Long Beach, UCLA and TCU
- ★ Father Wallace played baseball in the Atlanta Braves organization
- ★ Brother Wallace played for the Houston Astros organization
- ★ Named All-American, All-State and 2017 National Classic MVP as a senior
- ★ Says if he wasn't playing baseball he would be a strength coach

17 ★ Walker Grisanti ★ Junior

OF ★ Christian Brothers HS ★ Collierville, Tenn.

HITTING CAREER HIGHS

Hits: _____ 2, 4x, last at South Carolina (4/6/17)
 Runs: _____ 3, vs. Xavier (3/12/16)
 RBI: _____ 3, 2x, last vs. Austin Peay (2/27/18)
 Walks: _____ 3, at UCLA (3/9/18)
 HRs: _____ 1, 2x, last vs. Austin Peay (2/27/18)
 Strikeouts: _____ 3, 3x, last at Florida (3/30/18)
 Stolen Bases: _____ 1, 2x, last vs. Lipscomb (3/27/18)

NOTES

- ★ Has not recorded a hit in last nine appearances (0-for-20)
- ★ Went 3-for-9 with a double, run scored and RBI a season ago vs. South Carolina
- ★ Has drawn 16 walks and worked a free pass in 12 of 19 appearances
- ★ Nine of 10 starts have come in the outfield with the other (March 9) at designated hitter
- ★ Played in 21 games including making a pair of starts during 2017 sophomore season
- ★ Played in 30 games, starting 10, and hitting .349 with 10 RBIs as a freshman in 2016
- ★ Tagged pinch-hit homer in ninth inning to down Texas A&M at 2016 SEC Tournament
- ★ Perfect Game All-American and All-State in 2015 at Christian Brothers High School
- ★ Grandfather, Buddy Soefker, played football at LSU and for the Los Angeles Rams
- ★ Uncle played football at Vanderbilt

22 ★ Julian Infante ★ Junior

IF ★ Westminster Christian HS ★ Miami, Fla.

HITTING CAREER HIGHS

Hits: _____ 4, vs. Belmont (3/22/17)
 Runs: _____ 4, vs. Belmont (3/22/17)
 RBI: _____ 7, vs. Missouri (5/7/17)
 Walks: _____ 3, vs. St. Mary's (3/12/17)
 HRs: _____ 1, 17x, last at Arkansas (5/14/17)
 Strikeouts: _____ 4, 2x, last vs. UMass-Lowell (2/23/18)
 Stolen Bases: _____ 1, at Florida (3/31/18)

NOTES

- ★ Went 4-for-19 (.211) with four runs, two homers and four RBIs vs. South Carolina in '17
- ★ Has started 31 games at first base and made 32 overall appearances
- ★ Went hitless (0-for-6) in two starts last week vs. Evansville and Missouri
- ★ Reached base twice and drove in a run during series vs. Ole Miss
- ★ Named 2018 preseason All-American by Perfect Game
- ★ Led the Commodores with 66 RBI while boasting a .315 average in 2017
- ★ Drove in a career-best seven runs against Missouri on May 7, 2007
- ★ Hit six home runs in 26 games in the second half of the season in 2016
- ★ Named an All-American by Perfect Game at Westminster Christian High School
- ★ Holds Florida state record for home runs in a single season with BBCOR bats with 13
- ★ Captained high school baseball team as a junior and senior

8 ★ Alonzo Jones ★ Junior

OF ★ Columbus HS ★ Columbus, Ga.

HITTING CAREER HIGHS

Hits: _____ 3, 4x, last vs. Indiana State (2/28/18)
 Runs: _____ 3, 4x, last vs. UMass-Lowell (2/23/18)
 RBI: _____ 5, vs. San Diego (2/21/16)
 Walks: _____ 3, 2x, last vs. UT Martin (4/4/17)
 HRs: _____ 1, 2x, last vs. Austin Peay (2/27/18)
 Strikeouts: _____ 3, 7x, last at Missouri (4/19/18)
 Stolen Bases: _____ 2, 5x, last vs. Duke (2/18/18)

NOTES

- ★ Went 5-for-12 with two doubles, two runs and five RBIs vs. South Carolina in 2016
- ★ Was held to 1-for-11 alongside a walk vs. South Carolina a season ago
- ★ Has recorded a hit in eight of his last 14 games
- ★ Scored Vandy's lone run last Thursday in a 2-1 loss at Missouri
- ★ Posted his team-leading second triple on Friday against Ole Miss in 1-for-3 outing
- ★ Ranks second on the team with 12 stolen bases
- ★ Made 35 appearances including 25 starts, hitting .221 during 2017 sophomore season
- ★ Named a Freshman All-American by Collegiate Baseball in 2016
- ★ Named a Perfect Game All-American at Columbus High School
- ★ Played in the 2014 Under Armour All-American game and East Coast Pro Showcase
- ★ Set the record for fastest 60-yard dash time on grass (6.17) at Perfect Game

12 ★ Connor Kaiser ★ Junior

IF ★ Blue Valley West HS ★ Overland Park, Kan.

HITTING CAREER HIGHS

Hits: _____ 3, 2x, last at Kentucky (4/2/17)
 Runs: _____ 3, 2x, last vs. UMass-Lowell (2/24/18)
 RBI: _____ 3, vs. UMass-Lowell (2/23/18)
 Walks: _____ 3, 2x, last vs. LSU (3/23/18)
 HRs: _____ 1, 2x, last vs. Western Kentucky (4/10/18)
 Strikeouts: _____ 4, at Clemson (6/3/17)
 Stolen Bases: _____ 2, 2x, last vs. UMass-Lowell (2/25/18)

NOTES

- ★ Has started 130 consecutive games at shortstop (April 9, 2016-present)
- ★ Went 2-for-14 (.143) -- but struck his first-career homer -- in four games vs. USC in 2017
- ★ No. 114 on the nation's top college prospects for the 2018 MLB Draft (D1Baseball.com)
- ★ Tied for the team lead with nine multi-RBI games
- ★ Batting .316 (24-for-76) with 24 runs and 18 RBIs in 22 home games
- ★ Has reached base 14 times, scored seven runs and driven in five over the last 11 games
- ★ One of three players to appear in all 62 games in 2017
- ★ Fourth on team with 25 walks while posting a .316 on-base percentage in 2017
- ★ Brother Kyle played baseball at Johnson Community College and Neosho CC
- ★ Two-sport standout in baseball and basketball at Blue Valley West High School
- ★ Earned Rawlings Gold Glove Award in 2013 while at Blue Valley West H.S.

16 ★ Austin Martin ★ Freshman

IF ★ Trinity Christian Academy HS ★ Jacksonville, Fla.

HITTING CAREER HIGHS

Hits: _____ 4, vs. Presbyterian (2/20/18)
 Runs: _____ 2, 9x, last at Missouri (4/21/18)
 RBI: _____ 1, 11x, last at Missouri (4/21/18)
 Walks: _____ 2, 6x, last vs. Ole Miss (4/15/18)
 HRs: _____ 1, vs. Duke (2/18/18)
 Strikeouts: _____ 4, vs. Indiana State (2/28/18)
 Stolen Bases: _____ 3, vs. Presbyterian (2/21/18)

NOTES

- ★ Batted .571 (8-for-14) with two runs and three RBIs last weekend at Missouri
- ★ Team leader in batting average (.373), OBP (.485), hits (50) and stolen bases (17)
- ★ Riding a team-high 13-game hitting streak and 16-game reached base streak
- ★ Batting .429 (21-for-49) with eight runs and five RBIs during 13-game hitting streak
- ★ Second on the team with 13 multi-hit games
- ★ Has batted leadoff in 30 of the team's 40 games this season
- ★ Named SEC Freshman of the Week on April 16
- ★ Has started at five different positions this season (1B, 3B, LF, CF and DH)
- ★ Lettered four years in baseball at Trinity Christian Academy
- ★ During senior season was named Rawlings-Perfect Game second-team All-American
- ★ Helped team to the Florida Class 4A State Baseball Championship as a sophomore

10 ★ Ethan Paul ★ Junior

IF ★ International School ★ Bellevue, Wash.

HITTING CAREER HIGHS

Hits: _____ 4, 2x, last vs. UMass-Lowell (2/24/18)
 Runs: _____ 3, 7x, last vs. Ole Miss (4/15/18)
 RBI: _____ 7, vs. UMass-Lowell (2/24/18)
 Walks: _____ 3, vs. Xavier (3/13/16)
 HRs: _____ 2, 2x, last vs. Evansville (4/17/18)
 Strikeouts: _____ 3, 3x, last at Missouri (4/19/18)
 Stolen Bases: _____ 2, 3x, last vs. LSU (3/23/18)

NOTES

- ★ 4-for-12 (.333) with three runs, a double and homer in four career games vs. USC
- ★ Has started 89 consecutive games at second base (Feb. 22, 2017-present)
- ★ Team leader in doubles (10), home runs (8), RBIs (36) and total bases (74)
- ★ Went 3-for-4 with two runs and two RBIs last time out (Saturday) at Missouri
- ★ Has hit three homers in his last six games and four over the last 13 games
- ★ One of three players (Connor Kaiser and Pat DeMarco) to start all 40 games this season
- ★ Started 52 games and made 53 appearances, hitting .251 in 2017
- ★ Finished third on the team with 15 doubles in 2017
- ★ 2017 Cape Cod League All-Star with the Orleans Firebirds
- ★ 2016 Freshman All-American by Collegiate Baseball after hitting .305
- ★ Perfect Game All-American in 2014 and 2015 at International School in Bellevue, Wash.

2 ★ Harrison Ray ★ Sophomore

IF ★ Lake Brantley HS ★ Longwood, Fla.

HITTING CAREER HIGHS

Hits: _____ 2, 4x, last vs. Georgia (4/6/18)
 Runs: _____ 2, vs. Missouri (5/7/17)
 RBI: _____ 2, 3x, last vs. Alabama (5/18/17)
 Walks: _____ 2, at Kentucky (4/2/17)
 HRs: _____ 1, vs. Southeastern La. (2/28/17)
 Strikeouts: _____ 3, vs. Ole Miss (4/13/18)
 Stolen Bases: _____ 2, vs. Georgia (4/6/18)

NOTES

- ★ Has made eight starts this season including six since April 6
- ★ Went 2-for-6 with an RBI in two starts and three games last weekend at Missouri
- ★ His six starts have come at three different positions (3B, LF, RF)
- ★ Batting .400 (8-for-20) with runners aboard
- ★ Made 17 starts and appeared in 32 games as a freshman a season ago
- ★ Went 19-for-78 at the plate, posting a .244 average in 2017
- ★ Father was a high school wrestler and brother plays high school football
- ★ Lettered three years on the baseball team at Lake Brantley High School

19 ★ Stephen Scott ★ Junior

OF/C ★ Cardinal Gibbons HS ★ Cary, N.C.

HITTING CAREER HIGHS

Hits: _____ 3, vs. Duke (2/17/18)
 Runs: _____ 3, 4x, last vs. Ole Miss (4/15/18)
 RBI: _____ 4, 2x, last vs. Georgia (4/7/18)
 Walks: _____ 2, 9x, last vs. Georgia (4/5/18)
 HRs: _____ 1, 7x, last vs. Georgia (4/7/18)
 Strikeouts: _____ 3, vs. UMass-Lowell (2/23/18)
 Stolen Bases: _____ 2, vs. Georgia (4/5/18)

NOTES

- ★ Went 3-for-14 (.214) with a double and three runs in three games vs. USC in 2017
- ★ Has appeared at catcher (20x), left field (6x) and designated hitter (2x)
- ★ Hitting .355 (11-for-31) with runners in scoring position
- ★ Has reached base in 11 of his last 15 games
- ★ Has not recored a hit in his last four games (0-for-13)
- ★ Scored four runs and belted a homer in Ole Miss series
- ★ Struck a three-run home run and matched a career-high four RBIs on April 7 vs. UGA
- ★ Has totaled five multi-hit performances and four multi-RBI performances this season
- ★ Hit .227 while scoring 25 runs in 38 games (32 starts) a season ago
- ★ Perfect Game All-American in 2015 at Cardinal Gibbons High School
- ★ Captain of his high school football team as a senior in 2014

43 ★ Tyler Solomon ★ Freshman

IF ★ Battlefield HS ★ Haymarket, Va.

HITTING CAREER HIGHS

Hits: _____
 Runs: _____ 1, 2x, last vs. Austin Peay (2/27/18)
 RBI: _____
 Walks: _____ 1, 2x, last vs. Austin Peay (2/27/18)
 HRs: _____
 Strikeouts: _____ 1, 2x, last vs. Presbyterian (2/21/18)
 Stolen Bases: _____

NOTES

- ★ Last appearance came on Feb. 27 against Austin Peay
- ★ Has drawn a walk in two of his last three appearances, scoring each time
- ★ Lettered four years in baseball at Battlefield High School
- ★ During senior season was named All-District first-team
- ★ Born in Saudi Arabia

2018 BULLPEN NOTES

40 ★ Aaron Brown ★ Freshman

RHP ★ Mt. Juliet HS ★ Mt. Juliet, Tenn.

PITCHING CAREER HIGHS

Innings Pitched: _____ 2.0, 3x, last vs. Evansville (4/17/18)
 Strikeouts: _____ 2, 4x, last vs. Evansville (4/17/18)
 Hits Allowed: _____ 3, vs. Presbyterian (2/21/18)
 Walks Allowed: _____ 1, 4x, last vs. Evansville (4/17/18)
 Runs Allowed: _____ 2, vs. Presbyterian (2/21/18)

NOTES

- ★ **LAST TIME OUT:** April 17 vs. Evansville - 2.0 IP, 1 H, 0 R, 0 ER, 1 BB, 2 K
- ★ Has limited opponents to a .130 average (3-for-23) with runners aboard
- ★ Has made eight appearances, allowing three runs (two earned) in 11 innings
- ★ Has held opponents without a run in six of eight appearances
- ★ Has recorded two punch outs in four of his last five appearances
- ★ Picked up win in relief on Feb. 28 vs. Indiana State (2.0 IP, 1 H, 0 R, 1 BB, 1 K)
- ★ Lettered three years at Mt. Juliet High School
- ★ Member of Team Tennessee alongside teammates Philip Clarke and Mason Hickman

21 ★ Tyler Brown ★ Freshman

RHP ★ Olentangy Orange HS ★ Ashland, Ohio

PITCHING CAREER HIGHS

Innings Pitched: _____ 4.0, 2x, last at Mississippi State (3/18/18)
 Strikeouts: _____ 6, 2x, last at Mississippi State (3/18/18)
 Hits Allowed: _____ 6, at Florida (3/31/18)
 Walks Allowed: _____ 1, 4x, last at Middle Tennessee (4/03/18)
 Runs Allowed: _____ 6, at Florida (3/31/18)

NOTES

- ★ **LAST TIME OUT:** April 20 at Missouri - 0.1 IP, 0 H, 0 R, 0 ER, 0 BB, 1 K
- ★ Fanned lone hitter he faced with the bases loaded in the eighth last Friday at Mizzou
- ★ Retired the side on 10 pitches in the eighth inning at Missouri last Thursday
- ★ Vanderbilt closer who has logged three saves -- all since March 9
- ★ Has struck out four or more hitters in five of his 12 appearances
- ★ Has not allowed a run in seven of his 12 appearances
- ★ Lettered in baseball four years at Olentangy Orange High School
- ★ Drafted by the Cincinnati Reds in the 26th round of the 2017 MLB Draft

42 ★ Maddux Conger ★ Junior

RHP ★ Stephenville HS ★ Stephenville, Texas

PITCHING CAREER HIGHS

Innings Pitched: _____ 5.0, vs. Presbyterian (2/20/18)
 Strikeouts: _____ 6, vs. Evansville (2/22/17)
 Hits Allowed: _____ 7, vs. Southeastern La. (2/28/17)
 Walks Allowed: _____ 5, 2x, last vs. Austin Peay (2/27/18)
 Runs Allowed: _____ 5, 2x, last vs. Austin Peay (2/27/18)

NOTES

- ★ **LAST TIME OUT:** April 13 vs. Ole Miss - 1.0 IP, 1 H, 1 R, 1 ER, 1 BB, 0 K
- ★ Tossed three scoreless innings, allowing just one walk vs. South Carolina in 2017
- ★ Has limited opponents to a .156 average (5-for-32) with runners aboard
- ★ Has appeared out of the bullpen five-straight times after drawing the start on Feb. 20
- ★ Has struck out 13 hitters in 12.1 innings pitched while walking 11
- ★ Earned the win in lone start vs. Presbyterian on Feb. 20 (5.0 IP, 3 H, 0 R, 2 BB, 5 K)
- ★ Posted a 2-1 record alongside a 4.96 ERA during 32.2 innings in 2017
- ★ Pitched in nine games, allowing three runs over 11.1 innings in 2016
- ★ Dad is the head baseball coach at Tarleton State (Division II)

27 ★ Chandler Day ★ Junior

RHP ★ Watkins Memorial HS ★ Granville, Ohio

PITCHING CAREER HIGHS

Innings Pitched: _____ 9.0, vs. Lipscomb (3/28/17)
 Strikeouts: _____ 10, 2x, last vs. Georgia (4/6/18)
 Hits Allowed: _____ 8, vs. LSU (4/7/16)
 Walks Allowed: _____ 5, vs. Lipscomb (3/28/17)
 Runs Allowed: _____ 6, at Middle Tennessee (3/22/16)

NOTES

- ★ **LAST TIME OUT:** April 13 vs. Ole Miss - 2.1 IP, 5 H, 4 R, 4 ER, 2 BB, 2 K
- ★ No. 130 on the nation's top college prospects for the 2018 MLB Draft (D1Baseball.com)
- ★ Matched a career-high with 10 strikeouts in relief on April 6 against Georgia
- ★ Named among the Golden Spikes Awards' Gold Performers of the Week on April 9
- ★ Has made eight appearances and three starts this season
- ★ Posted a 7-2 record and 3.78 ERA across 13 appearances including 12 starts in 2017
- ★ Made three starts and pitched in 10 total games going 2-1 with a 4.26 ERA in 2016
- ★ Named an All-American by Perfect Game in 2015 at Watkins Memorial High School
- ★ Drafted in 30th round by the Cleveland Indians in 2015

39 ★ Jake Eder ★ Freshman

LHP ★ Calvary Christian Academy ★ Ocean Ridge, Fla.

PITCHING CAREER HIGHS

Innings Pitched: _____ 5.0, 3x, last at Middle Tennessee (4/10/18)
 Strikeouts: _____ 7, at Long Beach State (3/7/18)
 Hits Allowed: _____ 6, 2x, last at Middle Tennessee (4/10/18)
 Walks Allowed: _____ 4, at Long Beach State (3/7/18)
 Runs Allowed: _____ 4, vs. Indiana State (2/28/18)

NOTES

- ★ **LAST TIME OUT:** April 10 vs. Western Kentucky - 2.0 IP, 1 H, 0 R, 0 ER, 3 BB, 3 K
- ★ Has made eight starts this season -- all coming during the midweek
- ★ Has lasted four innings in six of his eight starts
- ★ Picked up lone win in first collegiate appearance on Feb. 21 vs. Presbyterian
- ★ Drafted in the 34th round by the New York Mets of the 2017 MLB Draft
- ★ Helped Calvary Christian Academy to Class 4A Florida State Semi-Finals as a senior
- ★ Named Under Armour All-American as a junior
- ★ Named a MaxPreps Top 50 Junior in the country as a junior

32 ★ Hugh Fisher ★ Freshman

LHP ★ Briarcrest Christian HS ★ Eads, Tenn.

PITCHING CAREER HIGHS

Innings Pitched: _____ 2.0, 2x, last vs. Western Kentucky (4/10/18)
 Strikeouts: _____ 2, 3x, last vs. Ole Miss (4/15/18)
 Hits Allowed: _____ 3, vs. Ole Miss (4/15/18)
 Walks Allowed: _____ 2, vs. Western Kentucky (4/10/18)
 Runs Allowed: _____ 2, 2x, last vs. Ole Miss (4/15/18)

NOTES

- ★ **LAST TIME OUT:** April 15 vs. Ole Miss - G2 - 1.2 IP, 3 H, 2 R, 2 ER, 1 BB, 2 K
- ★ Picked up first collegiate win vs. Western Kentucky on April 10
- ★ Has made eight appearances out of the bullpen for the Commodores
- ★ Has not allowed a hit in five of his eight appearances including 2.0 innings on Feb. 20
- ★ Tossed a season-high 31 pitches in win vs. Western Kentucky (April 10)
- ★ Grandfather played football at West Virginia
- ★ As a high school freshman was named to the WBSC "AA" 15U World Cup Team USA

49 ★ AJ Franklin ★ Redshirt Sophomore

LHP ★ Wilson Central HS ★ Lebanon, Tenn.

PITCHING CAREER HIGHS

Innings Pitched: _____ 1.0, vs. UMass-Lowell (2/23/18)
 Strikeouts: _____
 Hits Allowed: _____
 Walks Allowed: _____ 1, vs. UMass-Lowell (2/23/18)
 Runs Allowed: _____

NOTES

- ★ **LAST TIME OUT:** Feb. 23 vs. UMass-Lowell - 1.0 IP, 0 H, 0 R, 0 ER, 1 BB, 0 K
- ★ Has made two appearances out of the bullpen for the Commodores
- ★ First-career appearance came on Feb. 21 vs. Presbyterian (0.2 IP, 0 H, 0 R, 0 BB, 0 K)
- ★ Missed the 2017 season with a knee injury after redshirting in 2016
- ★ Lettered in baseball (4x), basketball (3x) and football (1x) at Wilson Central H.S.
- ★ Graduated high school with a 4.0 GPA in the top 10% of his class
- ★ Dad played baseball at Motlow State and Cumberland University

35 ★ Jackson Gillis ★ Sophomore

LHP ★ Wilmington HS ★ Wilmington, Mass.

PITCHING CAREER HIGHS

Innings Pitched: _____ 3.2, vs. Duke (2/16/18)
 Strikeouts: _____ 5, vs. UMass-Lowell (2/24/18)
 Hits Allowed: _____ 4, vs. TCU (3/11/18)
 Walks Allowed: _____ 4, vs. Texas A&M (3/25/17)
 Runs Allowed: _____ 3, 3x, last at TCU (3/11/18)

NOTES

- ★ **LAST TIME OUT:** April 20 at Missouri - 0.1 IP, 1 H, 0 R, 0 ER, 0 BB, 1 K
- ★ Became first pitcher in Tim Corbin era (2003-present) to record a win and save in the same day, doing so on April 15 in doubleheader action vs. Ole Miss
- ★ Has struck out three or more hitters in six of his 11 appearances
- ★ Has not allowed a run in six of his last seven appearances
- ★ Held No. 25 Duke to one hit while fanning four in 3.2 innings on 2018 Opening Day
- ★ Made 16 relief appearances, posting a 3.60 ERA in 2017
- ★ The top high school prospect in the state of Massachusetts according to Perfect Game
- ★ Captained the Wilmington High School baseball team as a senior.

33 ★ Erik Kaiser ★ Freshman

RHP ★ Waterloo HS ★ Waterloo, Ill.

PITCHING CAREER HIGHS

Innings Pitched: _____ 1.0, 2x, last at Long Beach State (3/7/18)
 Strikeouts: _____ 2, vs. Austin Peay (2/27/18)
 Hits Allowed: _____ 1, vs. Austin Peay (2/27/18)
 Walks Allowed: _____
 Runs Allowed: _____

NOTES

- ★ **LAST TIME OUT:** March 7 at Long Beach State - 1.0 IP, 0 H, 0 R, 0 ER, 0 BB, 1 K
- ★ Has not allowed an earned run in two appearances this season
- ★ Struck out two while allowing one hit in collegiate debut vs. Austin Peay on Feb. 27
- ★ Lettered three years at Waterloo High School
- ★ Dad played baseball at Missouri State and in the San Francisco Giants organization

34 ★ Zach King ★ Sophomore

LHP ★ Spring Hill HS ★ Spring Hill, Tenn.

PITCHING CAREER HIGHS

Innings Pitched: _____ 5.1, vs. Missouri (5/7/17)
 Strikeouts: _____ 5, 3x, last vs. UMass-Lowell (2/24/18)
 Hits Allowed: _____ 7, vs. UMass-Lowell (2/24/18)
 Walks Allowed: _____ 3, 2x, last at Missouri (4/20/18)
 Runs Allowed: _____ 3, 3x, vs. Ole Miss (4/15/18)

NOTES

- ★ **LAST TIME OUT:** April 20 at Missouri - 0.1 IP, 0 H, 2 R, 2 ER, 3 BB, 0 K
- ★ Fell to 0-3, allowing three walks (one intentional) and two runs at Mizzou last Friday
- ★ Has made 13 appearances and two starts for the Commodores this season
- ★ Recorded third save of the season on April 10 vs. Western Kentucky
- ★ Has struck out three or more hitters in six of 13 appearances
- ★ Went three-straight appearances (8.0 IP) without allowing a run between March 11-23
- ★ Lettered three years and won as many sectional titles at Spring Hill High School
- ★ Helped lead Spring Hill to the 2016 Tennessee AA state title as a senior

45 ★ Reid Schaller ★ Redshirt Freshman

RHP ★ Lebanon Senior HS ★ Lebanon, Ind.

PITCHING CAREER HIGHS

Innings Pitched: _____ 3.0, vs. Evansville (4/17/18)
 Strikeouts: _____ 4, 2x, last at Missouri (4/31/18)
 Hits Allowed: _____ 2, 5x, last at Missouri (4/31/18)
 Walks Allowed: _____ 4, at Florida (4/01/18)
 Runs Allowed: _____ 2, at Lipscomb (3/27/18)

NOTES

- ★ **LAST TIME OUT:** April 21 at Missouri - 2.0 IP, 2 H, 0 R, 0 ER, 0 BB, 4 K
- ★ Has not allowed a run in his last four appearances spanning 6.1 innings
- ★ Has struck out four in each of his last two outings
- ★ Made first collegiate start on April 17, retiring all nine Evansville hitters he faced
- ★ Has fanned multiple batters in seven of his 12 appearances
- ★ Tossed a career-high 50 pitches at Florida on April 1
- ★ Lettered in baseball four years and football once at Lebanon Senior High School
- ★ Captained his high school baseball team as a junior and senior

11 ★ Paxton Stover ★ Senior

LHP ★ Dyersburg State CC ★ Ridgely, Tenn.

PITCHING CAREER HIGHS

Innings Pitched: _____ 3.0, at Kentucky (3/31/17)
 Strikeouts: _____ 3, 4x, last vs. Belmont (3/22/17)
 Hits Allowed: _____ 4, 2x, last vs. LSU (3/24/18)
 Walks Allowed: _____ 4, 2x, last vs. Middle Tennessee (5/16/17)
 Runs Allowed: _____ 3, 3x, last vs. LSU (3/24/18)

NOTES

- ★ **LAST TIME OUT:** April 17 vs. Evansville - 1.0 IP, 1 H, 0 R, 0 ER, 1 BB, 0 K
- ★ Has made six appearances out of the bullpen for the Commodores
- ★ Did not allow a run in his first four appearances before permitting three vs. LSU
- ★ Has struck out at least one batter in five outings including two on three occasions
- ★ Made 15 relief appearances during 2017 junior season (1-0, 6.41 ERA)
- ★ Limited opponents to a .229 average while striking out 21 in 2017
- ★ Pitched in 16 games going 9-0 with a 3.08 ERA at Dyersburg State in 2016
- ★ Pitched in two games as a true freshman for Mississippi State in 2015 going 1-1
- ★ Rated the No. 2 left-handed high school pitching prospect in the state of Tennessee

31 ★ Justin Willis ★ Freshman

RHP ★ Memorial HS ★ West New York, N.J.

PITCHING CAREER HIGHS

Innings Pitched: _____ 2.0, vs. Evansville (4/17/18)
 Strikeouts: _____ 2, 2x, last at Mississippi State (3/17/18)
 Hits Allowed: _____ 2, vs. Presbyterian (2/21/18)
 Walks Allowed: _____ 1, 4x, last at Florida (3/30/18)
 Runs Allowed: _____ 3, vs. Belmont (3/21/18)

NOTES

- ★ **LAST TIME OUT:** April 17 vs. Evansville - 2.0 IP, 1 H, 1 R, 1 ER, 2 BB, 1 K
- ★ Did not allow an earned run in his first four collegiate appearances
- ★ Did not permit a hit in three of his first four collegiate appearances
- ★ Has made eight appearances on the season, tossing 6.0 innings
- ★ Lettered two years at St. Joseph High School and two years at Memorial High School
- ★ Named Rawlings-Perfect Game Honorable Mention All-American
- ★ Father played Division III baseball at Stevens Institute

6 ★ Justin Wilson ★ Redshirt Sophomore

RHP ★ Vol State CC ★ Murfreesboro, Tenn.

PITCHING CAREER HIGHS

Innings Pitched: _____ 1.0, 5x, last at Florida (3/31/18)
 Strikeouts: _____ 3, vs. UMass-Lowell (2/24/18)
 Hits Allowed: _____ 1, 2x, last vs. Eastern Kentucky (3/14/18)
 Walks Allowed: _____ 2, at Long Beach State (3/7/18)
 Runs Allowed: _____ 1, 2x, last vs. Eastern Kentucky (3/14/18)

NOTES

- ★ **LAST TIME OUT:** March 31 at Florida - 1.0 IP, 0 H, 0 R, 0 ER, 1 BB, 1 K
- ★ Has not allowed a run in four of six appearances
- ★ Has limited opponents to a .125 average (1-for-8) with runners aboard
- ★ Tossed three scoreless outings in first three appearances of Vanderbilt career
- ★ Missed 2017 season while recovering from elbow surgery
- ★ Went 2-1 with a 2.51 ERA on the mound in eight games at Vol State C.C. during 2016
- ★ Dad raced against Dale Earnhardt in NASCAR and brother Austin races in Nashville
- ★ Team captain as a senior at Oakland HS in Murfreesboro, Tenn.

TEAM GAME HIGHS

BATTING

At bats:.....42	vs Austin Peay (Feb 27, 2018)
Runs scored:.....19	vs Austin Peay (Feb 27, 2018)
Hits:.....19	vs Austin Peay (Feb 27, 2018)
RBI's:.....17	vs Austin Peay (Feb 27, 2018)
Doubles:.....5	vs UMass-Lowell (Feb 23, 2018)
Triples:.....1	(7 times)
Home runs:.....3	vs UMass-Lowell (Feb 24, 2018)
.....3	vs Austin Peay (Feb 27, 2018)
Total bases:.....32	vs Austin Peay (Feb 27, 2018)
Walks:.....14	vs UMass-Lowell (Feb 23, 2018)
Strikeouts:.....16	at Florida (Mar 30, 2018)
Sac hits:.....3	at Mississippi State (Mar 16, 2018)
Sac flies:.....1	(8 times)
Stolen bases:.....7	vs UMass-Lowell (Feb 25, 2018)
Hit by pitch:.....4	vs TCU (Mar 11, 2018)
Caught stealing:.....2	(4 times)
Runners LOB:.....14	vs UMass-Lowell (Feb 23, 2018)
Hit into DP:.....2	(4 times)

FIELDING

Putouts:.....28	vs Sam Houston State (Mar 02, 2018)
Assists:.....14	vs LSU (Mar 23, 2018)
Errors:.....3	at Mississippi State (Mar 17, 2018)
.....3	vs Georgia (Apr 05, 2018)
Passed balls:.....1	vs TCU (Mar 11, 2018)
.....1	vs Lipscomb (Mar 27, 2018)
.....1	at Florida (Mar 31, 2018)
DPs turned:.....3	vs LSU (Mar 24, 2018)

PITCHING

Innings pitched:.....9.1	vs Sam Houston State (Mar 02, 2018)
Runs allowed:.....11	vs Ole Miss (Apr 13, 2018)
Earned runs:.....11	vs Ole Miss (Apr 13, 2018)
Walks allowed:.....9	at Florida (Apr 01, 2018)
Strikeouts:.....14	at Mississippi State (Mar 17, 2018)
Hits allowed:.....14	vs Ole Miss (Apr 13, 2018)
Doubles allowed:.....5	vs Houston (Mar 04, 2018)
Triples allowed:.....1	(6 times)
Homers allowed:.....4	vs Sam Houston State (Mar 02, 2018)
Wild pitches:.....4	at Florida (Mar 30, 2018)
.....4	at Florida (Apr 01, 2018)
.....4	vs Ole Miss (Apr 13, 2018)
Hit batters:.....4	vs Duke (Feb 16, 2018)

INDIVIDUAL GAME HIGHS

BATTING

At bats:.....6	Connor Kaiser vs Presbyterian (Feb 21, 2018)
.....6	Ethan Paul vs UMass-Lowell (Feb 24, 2018)
.....6	Ethan Paul vs Austin Peay (Feb 27, 2018)
Runs scored:.....3	(8 times)
Hits:.....4	(4 times)
RBI's:.....7	Ethan Paul vs UMass-Lowell (Feb 24, 2018)
Doubles:.....2	(5 times)
Triples:.....1	(7 times)
Home runs:.....2	J. Gonzalez vs UMass-Lowell (Feb 24, 2018)
.....2	Ethan Paul vs Evansville (Apr 17, 2018)
Total bases:.....11	J. Gonzalez vs UMass-Lowell (Feb 24, 2018)
Walks:.....4	Philip Clarke vs UMass-Lowell (Feb 23, 2018)
Strikeouts:.....4	Julian Infante vs UMass-Lowell (Feb 23, 2018)
.....4	Austin Martin vs Indiana State (Feb 28, 2018)
Sac hits:.....2	A. Martin at Mississippi State (Mar 16, 2018)
Sac flies:.....1	(8 times)
Stolen bases:.....3	Austin Martin vs Presbyterian (Feb 21, 2018)
Hit by pitch:.....2	A. Martin vs UMass-Lowell (Feb 24, 2018)
.....2	Ethan Paul vs. Ole Miss (Apr 15, 2018)
Caught stealing:.....1	(17 times)
Runners LOB:.....7	J. Infante vs UMass-Lowell (Feb 23, 2018)

FIELDING

Putouts:.....13	Philip Clarke vs Duke (Feb 17, 2018)
.....13	Stephen Scott vs Duke (Feb 18, 2018)
.....13	Stephen Scott vs Lipscomb (Mar 27, 2018)
Assists:.....8	Connor Kaiser vs LSU (Mar 23, 2018)
Errors:.....2	Stephen Scott vs Georgia (Apr 05, 2018)
Passed balls:.....1	Stephen Scott vs TCU (Mar 11, 2018)
.....1	Stephen Scott vs Lipscomb (Mar 27, 2018)
.....1	Philip Clarke at Florida (Mar 31, 2018)

PITCHING

Innings pitched:.....7.0	(6 times)
Runs allowed:.....6	Tyler Brown at Florida (Mar 31, 2018)
.....6	Drake Fellows vs Ole Miss (Apr 13, 2018)
Earned runs:.....6	Tyler Brown at Florida (Mar 31, 2018)
.....6	Drake Fellows vs Ole Miss (Apr 13, 2018)
Walks allowed:.....5	Maddux Conger vs Austin Peay (Feb 27, 2018)
.....5	D. Fellows at Mississippi State (Mar 16, 2018)
.....5	Drake Fellows vs Ole Miss (Apr 13, 2018)
Strikeouts:.....10	Chandler Day vs Georgia (Apr 06, 2018)
Hits allowed:.....8	Mason Hickman at Florida (Apr 01, 2018)
.....8	Drake Fellows vs Ole Miss (Apr 13, 2018)
Doubles allowed:.....3	Mason Hickman vs Houston (Mar 04, 2018)
.....3	Mason Hickman at Florida (Apr 01, 2018)
Triples allowed:.....1	(6 times)
Homers allowed:.....2	Jake Eder vs Indiana State (Feb 28, 2018)
.....2	J. Gillis vs Sam Houston State (Mar 02, 2018)
Wild pitches:.....3	Maddux Conger vs Austin Peay (Feb 27, 2018)
Hit batters:.....2	Jackson Gillis vs Duke (Feb 16, 2018)
.....2	Drake Fellows vs Duke (Feb 16, 2018)
.....2	Reid Schaller vs Lipscomb (Mar 27, 2018)

2018 SEASON RESULTS

Record: 24-16 Home: 17-5 Away: 5-7 Neutral: 2-4 SEC: 10-8

DATE	OPPONENT		SCORE		R-H-E	R-H-E	INNS	OVERALL	SEC	PITCHER OF RECORD	ATTEND	TIME
Feb 16, 2018	#25 DUKE	W	9-1		9-15-1	1-3-0	9	1-0-0	0-0-0	Gillis (W 1-0)	2587	3:32
Feb 17, 2018	#25 DUKE		4-5	L	4-9-0	5-9-3	9	1-1-0	0-0-0	Raby (L 0-1)	2533	3:07
Feb 18, 2018	#25 DUKE	W	9-1		9-13-0	1-6-1	9	2-1-0	0-0-0	Hickman (W 1-0)	3076	3:06
Feb 20, 2018	PRESBYTERIAN	W	7-1		7-12-0	1-5-1	9	3-1-0	0-0-0	Conger (W 1-0)	2531	2:52
Feb 21, 2018	PRESBYTERIAN	W	15-2		15-11-1	2-6-4	9	4-1-0	0-0-0	Eder (W 1-0)	2420	3:21
Feb 23, 2018	UMASS-LOWELL	W	15-0		15-13-0	0-4-1	9	5-1-0	0-0-0	Fellows (W 1-0)	2599	3:37
Feb 24, 2018	UMASS-LOWELL	W	15-2		15-16-0	2-11-1	9	6-1-0	0-0-0	Gillis (W 2-0)	2579	3:14
Feb 25, 2018	UMASS-LOWELL	W	9-2		9-11-0	2-4-1	9	7-1-0	0-0-0	T. Brown (W 1-0)	2561	3:02
Feb 27, 2018	AUSTIN PEAY	W	19-6		19-19-2	6-6-1	9	8-1-0	0-0-0	Hickman (W 2-0)	2540	2:37
Feb 28, 2018	INDIANA STATE	W	8-5		5-5-5	8-9-8	9	9-1-0	0-0-0	A. Brown (W 1-0)	2427	2:50
Mar 02, 2018	Sam Houston State		6-7	L	6-9-0	7-9-1	(10)	9-2-0	0-0-0	T. Brown (L 1-1)	4972	3:17
Mar 03, 2018	Louisiana		0-3	L	0-5-0	3-7-0	9	9-3-0	0-0-0	Raby (L 0-2)	6796	2:53
Mar 04, 2018	vs. #24 Houston	W	9-4		9-7-0	4-12-2	9	10-3-0	0-0-0	Hickman (W 3-0)	5414	3:28
Mar 07, 2018	at Long Beach State		3-4	L	3-9-1	4-4-1	9	10-4-0	0-0-0	King (L 0-1)	1712	3:30
Mar 09, 2018	at #11 UCLA	W	6-3		6-4-0	3-9-2	9	11-4-0	0-0-0	Fellows (W 2-0)	1215	3:17
Mar 11, 2018	vs. #8 TCU	W	7-4		7-9-0	4-9-0	9	12-4-0	0-0-0	Raby (W 1-2)	1109	3:26
Mar 14, 2018	EASTERN KY.		5-6	L	5-10-1	6-7-1	9	12-5-0	0-0-0	Eder (L 1-1)	2668	3:45
Mar 16, 2018	at #19 Mississippi State*	W	5-0		5-10-0	0-5-3	9	13-5-0	1-0-0	Fellows (W 3-0)	4860	3:01
Mar 17, 2018	at #19 Mississippi State*	W	10-1		10-16-4	1-7-2	9	14-5-0	2-0-0	Raby (W 2-2)	6218	3:53
Mar 18, 2018	at #19 Mississippi State*	W	4-3		4-6-0	3-6-3	9	15-5-0	3-0-0	Hickman (W 4-0)	4569	3:24
Mar 21, 2018	vs. Belmont		5-8	L	5-8-2	8-8-3	9	15-6-0	3-0-0	Eder (L 1-2)	1006	3:47
Mar 23, 2018	#19 LSU*	W	4-2		4-7-0	2-8-1	9	16-6-0	4-0-0	Fellows (W 4-0)	3136	3:15
Mar 24, 2018	#19 LSU*		2-6	L	2-7-0	6-11-0	9	16-7-0	4-1-0	Raby (L 2-3)	3211	3:54
Mar 25, 2018	#19 LSU*	W	1-0		1-4-1	0-2-0	7	17-7-0	5-1-0	Hickman (W 5-0)	3399	1:35
Mar 27, 2018	vs. Lipscomb		1-5	L	1-1-0	5-9-0	9	17-8-0	5-1-0	Eder (L 1-3)	1495	3:17
Mar 30, 2018	at #2 Florida*		4-8	L	4-5-2	8-8-1	9	17-9-0	5-2-0	Fellows (L 4-1)	3781	3:05
Mar 31, 2018	at #2 Florida*		2-10	L	2-6-0	10-12-1	9	17-10-0	5-3-0	Raby (L 2-4)	4835	3:18
Apr 01, 2018	at #2 Florida*		2-8	L	2-5-0	8-10-0	9	17-11-0	5-4-0	Hickman (L 5-1)	3736	3:15
Apr 03, 2018	at Middle Tennessee		3-4	L	3-6-0	4-9-0	7	17-12-0	5-4-0	T. Brown (L 1-2)	1528	3:17
Apr 05, 2018	#16 GEORGIA*		2-3	L	2-9-3	3-8-0	9	17-13-0	5-5-0	King (L 0-2)	2950	3:48
Apr 06, 2018	#16 GEORGIA*	W	5-3		5-7-0	3-10-0	9	18-13-0	6-5-0	Day (W 1-0)	2787	3:01
Apr 07, 2018	#16 GEORGIA*	W	8-3		8-12-0	3-7-2	9	19-13-0	7-5-0	Hickman (W 6-1)	2853	3:24
Apr 10, 2018	WESTERN KENTUCKY	W	3-2		3-6-1	2-3-0	9	20-13-0	7-5-0	Fisher (W 1-0)	2525	2:58
Apr 13, 2018	#5 OLE MISS*		3-11	L	3-7-0	11-14-0	9	20-14-0	7-6-0	Fellows (L 4-2)	3584	3:12
Apr 15, 2018	#5 OLE MISS*	W	8-7		8-8-0	7-7-1	(8)	21-14-0	8-6-0	Gillis (W 3-0)	3030	3:08
Apr 15, 2018	#5 OLE MISS*	W	8-7		8-7-1	7-11-0	7	22-14-0	9-6-0	Fisher (W 2-0)	3056	2:41
Apr 17, 2018	EVANSVILLE	W	6-1		6-6-0	1-4-1	9	23-14-0	9-6-0	Schaller (W 1-0)	2567	2:44
Apr 19, 2018	at Missouri*		1-2	L	1-7-2	2-4-0	9	23-15-0	9-7-0	Fellows (L 4-3)	780	2:41
Apr 20, 2018	at Missouri*		1-3	L	1-6-1	3-4-1	9	23-16-0	9-8-0	King (L 0-3)	2312	3:26
Apr 21, 2018	at Missouri*	W	6-2		6-12-1	2-6-1	9	24-16-0	10-8-0	Hickman (W 7-1)	3146	2:55

* = Conference game

(I) extra inning game

GAME-BY-GAME OFFENSIVE STATISTICS

DATE	OPPONENT	AB	R	H	RBI	2B	3B	HR	TB	BB	IBB	SB	CS	HBP	SAC	SF	GDP	K	PO	A	E	LOB	AVG.
Feb 16	#25 DUKE	37	9	15	8	2	0	0	17	3	0	2	0	1	0	1	1	3	27	11	1	9	.405
Feb 17	#25 DUKE	36	4	9	3	3	0	1	15	2	0	1	0	1	0	0	0	11	27	7	0	8	.329
Feb 18	#25 DUKE	36	9	13	8	1	0	1	17	5	0	2	0	1	1	0	1	6	27	8	0	10	.339
Feb 20	PRESBYTERIAN	34	7	12	6	4	0	1	19	4	0	2	1	1	0	0	1	5	27	11	0	8	.343
Feb 21	PRESBYTERIAN	39	15	11	10	3	1	1	19	10	0	6	0	1	0	0	0	4	27	9	1	11	.330
Feb 23	UMASS-LOWELL	36	15	13	14	5	0	1	21	14	0	1	0	2	0	1	0	13	27	11	0	14	.335
Feb 24	UMASS-LOWELL	39	15	16	14	3	0	3	28	6	0	4	0	3	1	0	0	12	27	6	0	10	.346
Feb 25	UMASS-LOWELL	33	9	11	8	0	1	1	16	9	0	7	0	0	0	0	2	4	27	12	0	9	.345
Feb 27	AUSTIN PEAY	42	19	19	17	4	0	3	32	9	0	5	1	1	0	0	0	9	27	11	2	9	.358
Feb 28	INDIANA STATE	32	8	9	8	4	0	2	19	3	0	0	0	0	0	1	0	11	27	6	1	4	.352
Mar 02	vs. Sam Houston St.	36	6	9	6	3	0	0	12	3	0	0	0	0	0	0	2	12	28	7	0	3	.343
Mar 03	vs. Louisiana	32	0	5	0	0	0	0	5	4	0	0	0	0	0	0	0	7	24	10	0	9	.329
Mar 04	vs. #24 Houston	31	9	7	8	2	0	1	12	10	0	2	0	3	0	0	1	8	27	5	0	11	.322
Mar 07	at Long Beach State	31	3	9	3	0	0	1	12	4	0	0	2	0	0	0	1	10	24	12	1	5	.320
Mar 09	at #11 UCLA	29	6	4	6	1	0	1	8	9	0	0	0	0	2	1	1	4	27	7	0	8	.310
Mar 11	vs. #8 TCU	36	7	9	5	1	0	0	10	3	1	2	0	4	0	0	0	12	27	9	0	9	.306
Mar 14	EASTERN KY.	37	5	10	5	0	1	0	12	5	0	0	0	3	0	0	1	9	27	7	1	13	.304
Mar 16	at #19 Mississippi St.	34	5	10	2	3	1	0	15	2	0	0	0	1	3	0	1	10	27	8	0	8	.303
Mar 17	at #19 Mississippi St.	39	10	16	8	3	0	0	19	4	0	2	2	0	1	0	2	13	27	9	3	7	.309
Mar 18	at #19 Mississippi St.	35	4	6	2	2	0	0	8	7	2	2	0	2	0	0	1	11	27	8	0	13	.303
Mar 21	vs Belmont	37	5	8	2	0	0	0	8	6	0	2	1	1	0	0	0	12	27	11	2	12	.298
Mar 23	#19 LSU	32	4	7	4	1	0	2	14	4	0	6	0	0	0	0	0	11	27	14	0	8	.295
Mar 24	#19 LSU	33	2	7	2	1	0	0	8	2	0	0	0	2	0	0	0	7	27	13	0	8	.292
Mar 25	LSU	21	1	4	0	1	0	0	5	1	0	1	0	0	1	0	0	8	21	7	1	4	.289
Mar 27	vs Lipscomb	25	1	1	1	0	0	0	1	9	0	3	1	1	0	1	0	10	24	8	0	8	.282
Mar 30	at #2 Florida	34	4	5	4	1	0	2	12	1	0	0	0	1	0	0	0	16	24	6	2	5	.277
Mar 31	at #2 Florida	34	2	6	2	1	0	1	10	4	0	2	0	0	0	0	0	10	24	4	0	9	.273
Apr 01	at #2 Florida	30	2	5	2	0	0	1	8	1	0	0	0	2	2	0	0	10	24	6	0	6	.269
Apr 03	at Middle Tennessee	25	3	6	3	2	0	1	11	3	0	0	2	2	0	0	0	6	21	6	0	6	.269
Apr 05	#16 GEORGIA	32	2	9	2	3	0	0	12	4	0	4	1	2	1	1	0	6	27	13	3	11	.269
Apr 06	#16 GEORGIA	30	5	7	5	2	0	1	12	4	0	2	1	1	0	0	0	10	27	2	0	6	.268
Apr 07	#16 GEORGIA	36	8	12	8	2	0	1	17	5	0	4	0	0	0	0	0	10	27	9	0	9	.270
Apr 10	WESTERN KENTUCKY	30	3	6	3	1	0	2	13	6	0	1	0	2	0	0	0	8	27	8	1	11	.268
Apr 13	#5 OLE MISS	31	3	7	2	0	1	0	9	3	0	0	2	0	0	0	0	9	27	12	0	4	.267
Apr 15	#5 OLE MISS	27	8	8	6	3	0	1	14	4	1	5	1	3	1	0	0	7	24	8	0	4	.268
Apr 15	#5 OLE MISS	23	8	7	8	1	1	2	16	2	0	0	0	1	1	1	0	12	21	8	1	2	.269
Apr 17	EVANSVILLE	29	6	6	6	1	0	2	13	3	0	0	1	2	1	0	0	7	27	11	0	5	.267
Apr 19	at Missouri	33	1	7	1	2	0	0	9	2	0	1	0	0	0	0	0	14	24	11	2	7	.266
Apr 20	at Missouri	32	1	6	1	0	0	0	6	4	0	2	0	1	1	0	1	9	24	8	1	10	.264
Apr 21	at Missouri	37	6	12	6	1	1	0	15	3	0	3	1	0	0	1	0	12	27	9	1	8	.265
Totals		1315	240	349	209	67	7	33	529	187	4	74	17	45	16	8	16	368	1036	348	24	321	.265

BIG INNINGS (FOUR-PLUS RUNS)

VANDERBILT (16)

Date	Opponent	Inning	Runs	Result
2/16	#25 Duke	5	5	W, 9-1
2/18	#25 Duke	6	5	W, 9-1
2/20	Presbyterian	7	4	W, 7-1
2/21	Presbyterian	8	6	W, 15-2
2/23	UMass-Lowell	4	5	W, 15-0
2/23	UMass-Lowell	8	5	W, 15-0
2/24	UMass-Lowell	5	10	W, 15-2
2/27	Austin Peay	4	8	W, 19-6
2/27	Austin Peay	8	4	W, 19-6
2/28	Indiana State	6	4	W, 8-5
3/02	vs. Sam Houston St.	5	4	L, 7-6 (10)
3/04	vs. #24 Houston	1	4	W, 9-4
3/14	Eastern Kentucky	9	4	L, 6-5
3/17	at #19 Mississippi St.	8	7	W, 10-1
3/18	at #19 Mississippi St.	5	4	W, 4-3
4/07	#16 Georgia	5	4	W, 8-3

OPPONENTS (7)

Date	Opponent	Inning	Runs	Result
3/21	vs. Belmont	5	5	L, 8-5
3/27	vs. Lipscomb	5	4	L, 5-1
3/30	at #2 Florida	7	5	L, 8-4
3/31	at #2 Florida	7	7	L, 10-2
4/01	at #2 Florida	1	4	L, 8-2
4/15	#5 Ole Miss - G1	7	4	W, 8-7
4/15	#5 Ole Miss - G2	5	4	W, 8-7

GAME-BY-GAME PITCHING STATISTICS

Date	Opponent	IP	H	R	ER	BB	SO	2B	3B	HR	WP	BK	HBP	DP	IBB	Score	W	L	SV	ERA
Feb 16	#25 DUKE	9.0	3	1	1	5	9	1	0	0	0	1	4	1	0	9-1	1	0	0	1.00
Feb 17	#25 DUKE	9.0	9	5	5	1	13	2	0	1	0	0	2	1	0	4-5	1	1	0	3.00
Feb 18	#25 DUKE	9.0	6	1	1	4	13	1	0	0	1	1	1	2	0	9-1	2	1	0	2.33
Feb 20	PRESBYTERIAN	9.0	5	1	1	2	7	1	0	0	0	0	1	1	0	7-1	3	1	0	2.00
Feb 21	PRESBYTERIAN	9.0	6	2	1	1	9	1	0	0	1	0	1	2	0	15-2	4	1	0	1.80
Feb 23	UMASS-LOWELL	9.0	4	0	0	2	11	0	0	0	0	0	1	1	0	15-0	5	1	0	1.50
Feb 24	UMASS-LOWELL	9.0	11	2	2	1	13	2	0	0	2	0	1	2	0	15-2	6	1	0	1.57
Feb 25	UMASS-LOWELL	9.0	4	2	2	1	12	0	0	0	0	0	1	0	0	9-2	7	1	0	1.62
Feb 27	AUSTIN PEAY	9.0	6	6	2	8	7	3	0	1	3	0	0	0	0	19-6	8	1	0	1.67
Feb 28	INDIANA STATE	9.0	5	5	5	2	9	0	0	3	0	0	1	0	0	8-5	9	1	0	2.00
Mar 02	vs. Sam Houston St.	9.1	9	7	7	3	12	0	0	4	0	0	1	0	0	6-7	9	2	0	2.45
Mar 03	vs. Louisiana	8.0	7	3	3	4	8	3	0	1	0	0	3	1	0	0-3	9	3	0	2.52
Mar 04	vs #24 Houston	9.0	12	4	4	0	9	5	0	1	2	0	0	0	0	9-4	10	3	0	2.63
Mar 07	at Long Beach State	8.0	4	4	4	7	8	0	0	0	2	0	0	0	0	3-4	10	4	0	2.75
Mar 09	at #11 UCLA	9.0	9	3	3	2	13	2	0	1	0	0	0	0	0	6-3	11	4	1	2.77
Mar 11	vs. #8 TCU	9.0	9	4	3	6	11	0	1	1	1	0	2	1	0	7-4	12	4	2	2.78
Mar 14	EASTERN KY.	9.0	7	6	5	6	12	2	0	0	1	0	1	0	0	5-6	12	5	2	2.91
Mar 16	at #19 Mississippi St.	9.0	5	0	0	7	10	0	0	0	1	0	0	2	0	5-0	13	5	3	2.75
Mar 17	at #19 Mississippi St.	9.0	8	1	1	2	14	1	0	1	0	0	2	0	0	10-1	14	5	3	2.66
Mar 18	at #19 Mississippi St.	9.0	6	3	3	3	10	1	0	0	1	1	0	0	0	4-3	15	5	4	2.67
Mar 21	vs Belmont	9.0	8	8	7	6	10	3	0	0	1	0	1	0	0	5-8	15	6	4	2.88
Mar 23	#19 LSU	9.0	8	2	2	4	8	0	1	0	0	0	1	2	0	4-2	16	6	5	2.84
Mar 24	#19 LSU	9.0	11	6	6	5	5	1	1	1	1	0	0	3	0	2-6	16	7	5	2.98
Mar 25	#19 LSU	7.0	2	0	0	2	9	0	0	0	0	0	0	0	0	1-0	17	7	5	2.88
Mar 27	vs Lipscomb	8.0	9	5	5	4	12	1	1	1	0	0	2	0	0	1-5	17	8	5	2.98
Mar 30	at #2 Florida	8.0	8	8	7	6	10	2	0	1	4	0	1	0	0	4-8	17	9	5	3.15
Mar 31	at #2 Florida	8.0	12	10	10	5	6	3	0	1	0	0	1	0	0	2-10	17	10	5	3.43
Apr 01	at #2 Florida	8.0	10	8	8	9	8	3	0	3	4	0	1	2	0	2-8	17	11	5	3.61
Apr 03	at Middle Tennessee	7.0	9	4	4	4	7	1	0	1	1	0	0	0	0	3-4	17	12	5	3.65
Apr 05	#16 GEORGIA	9.0	8	3	2	4	9	1	0	0	0	0	0	2	1	2-3	17	13	5	3.60
Apr 06	#16 GEORGIA	9.0	10	3	3	2	12	0	0	0	1	0	1	0	0	5-3	18	13	5	3.58
Apr 07	#16 GEORGIA	9.0	7	3	3	2	10	2	1	0	0	0	0	0	0	8-3	19	13	6	3.56
Apr 10	WESTERN KENTUCKY	9.0	3	2	0	5	12	0	0	0	0	0	1	0	0	3-2	20	13	7	3.45
Apr 13	#5 OLE MISS	9.0	14	11	11	8	9	1	1	1	4	0	2	0	0	3-11	20	14	7	3.67
Apr 15	#5 OLE MISS	8.0	7	7	7	2	3	2	0	1	0	0	2	1	0	8-7	21	14	7	3.79
Apr 15	#5 OLE MISS	7.0	11	7	7	2	8	3	0	1	1	0	0	1	0	8-7	22	14	8	3.90
Apr 17	EVANSVILLE	9.0	4	1	1	4	7	0	0	0	0	0	0	0	0	6-1	23	14	8	3.82
Apr 19	at Missouri	8.0	4	2	1	1	9	0	0	0	2	0	1	0	0	1-2	23	15	8	3.76
Apr 20	at Missouri	8.0	4	3	2	5	8	0	0	0	0	0	0	1	1	1-3	23	16	8	3.72
Apr 21	at Missouri	9.0	6	2	0	0	8	2	0	0	0	0	0	0	0	6-2	24	16	8	3.62
Totals		345.1	290	155	139	147	380	50	6	25	34	3	36	26	2	240-155	24	16	8	3.62

GAME-BY-GAME STARTERS BY POSITION

Date	Opponent	C	1B	2B	3B	SS	LF	CF	RF	DH
Feb 16	#25 DUKE	Scott	Infante	Paul	Gonzalez	Kaiser	Jones	DeMarco	Bleday	King
Feb 17	#25 DUKE	Clarke	Infante	Paul	Gonzalez	Kaiser	Jones	DeMarco	Bleday	Day
Feb 18	#25 DUKE	Scott	Infante	Paul	Gonzalez	Kaiser	Martin	Jones	DeMarco	Fellows
Feb 20	PRESBYTERIAN	Scott	Infante	Paul	Gonzalez	Kaiser	Jones	DeMarco	Ray	Martin
Feb 21	PRESBYTERIAN	Clarke	Infante	Paul	Gonzalez	Kaiser	Jones	DeMarco	Bleday	Martin
Feb 23	UMASS-LOWELL	Scott	Infante	Paul	Gonzalez	Kaiser	Martin	Jones	DeMarco	King
Feb 24	UMASS-LOWELL	Clarke	Infante	Paul	Gonzalez	Kaiser	Jones	DeMarco	Bleday	Martin
Feb 25	UMASS-LOWELL	Scott	Martin	Paul	Gonzalez	Kaiser	Jones	DeMarco	Bleday	Fellows
Feb 27	AUSTIN PEAY	Scott	Martin	Paul	Gonzalez	Kaiser	Grisanti	Jones	DeMarco	Day
Feb 28	INDIANA STATE	Clarke	Martin	Paul	Gonzalez	Kaiser	Jones	DeMarco	Bleday	T. Brown
Mar 02	vs. Sam Houston St.	Scott	Infante	Paul	Gonzalez	Kaiser	Jones	DeMarco	Bleday	Martin
Mar 03	vs. Louisiana	Clarke	Infante	Paul	Gonzalez	Kaiser	Grisanti	DeMarco	Bleday	Martin
Mar 04	vs. #24 Houston	Scott	Martin	Paul	Gonzalez	Kaiser	Grisanti	DeMarco	Bleday	Fellows
Mar 07	at Long Beach St.	Clarke	Infante	Paul	Gonzalez	Kaiser	Grisanti	DeMarco	Bleday	Scott
Mar 09	at #11 UCLA	Clarke	Infante	Paul	Gonzalez	Kaiser	Jones	DeMarco	Bleday	Grisanti
Mar 11	vs. #8 TCU	Scott	Infante	Paul	Gonzalez	Kaiser	Grisanti	DeMarco	Bleday	Martin
Mar 14	EASTERN KY.	Duvall	Infante	Paul	Gonzalez	Kaiser	Grisanti	DeMarco	Bleday	Martin
Mar 16	at #19 Mississippi St.	Clarke	Infante	Paul	Gonzalez	Kaiser	Grisanti	DeMarco	Bleday	Martin
Mar 17	at #19 Mississippi St.	Clarke	Infante	Paul	Gonzalez	Kaiser	Grisanti	DeMarco	Bleday	Martin
Mar 18	at #19 Mississippi St.	Scott	Infante	Paul	Gonzalez	Kaiser	Martin	DeMarco	Bleday	Fellows
Mar 21	vs. Belmont	Clarke	Infante	Paul	Gonzalez	Kaiser	Martin	DeMarco	Ray	Hickman
Mar 23	#19 LSU	Scott	Infante	Paul	Martin	Kaiser	Jones	DeMarco	Bleday	Clarke
Mar 24	#19 LSU	Clarke	Infante	Paul	Martin	Kaiser	Jones	DeMarco	Bleday	Fellows
Mar 25	#19 LSU	Scott	Infante	Paul	Martin	Kaiser	Jones	DeMarco	Bleday	Clarke
Mar 27	vs. Lipscomb	Scott	Infante	Paul	Martin	Kaiser	Jones	DeMarco	Bleday	Raby
Mar 30	at #2 Florida	Scott	Infante	Paul	Martin	Kaiser	Grisanti	Jones	DeMarco	Clarke
Mar 31	at #2 Florida	Clarke	Infante	Paul	Gonzalez	Kaiser	Martin	Jones	DeMarco	Scott
Apr 01	at #2 Florida	Scott	Infante	Paul	Gonzalez	Kaiser	Martin	Jones	DeMarco	Clarke
Apr 03	at MTSU	Duvall	Infante	Paul	Gonzalez	Kaiser	Martin	Jones	DeMarco	Clarke
Apr 05	#16 GEORGIA	Scott	Infante	Paul	Martin	Kaiser	Davis	Jones	DeMarco	Clarke
Apr 06	#16 GEORGIA	Scott	Martin	Paul	Gonzalez	Kaiser	Ray	Jones	DeMarco	Clarke
Apr 07	#16 GEORGIA	Scott	Martin	Paul	Ray	Kaiser	Davis	Jones	DeMarco	Clarke
Apr 10	WKU	Duvall	Martin	Paul	Ray	Kaiser	Scott	Jones	DeMarco	Clarke
Apr 13	#5 OLE MISS	Scott	Infante	Paul	Ray	Kaiser	Martin	Jones	DeMarco	Raby
Apr 15	#5 OLE MISS	Scott	Infante	Paul	Martin	Ray	Davis	Jones	DeMarco	Clarke
Apr 15	#5 OLE MISS	Duvall	Infante	Paul	Martin	Kaiser	Scott	Jones	DeMarco	Clarke
Apr 17	EVANSVILLE	Duvall	Infante	Paul	Gonzalez	Kaiser	Scott	Martin	DeMarco	Clarke
Apr 19	at Missouri	Scott	Martin	Paul	Gonzalez	Kaiser	Ray	Jones	DeMarco	Clarke
Apr 20	at Missouri	Duvall	Martin	Paul	Gonzalez	Kaiser	Scott	Jones	DeMarco	Clarke
Apr 21	at Missouri	Duvall	Infante	Paul	Ray	Kaiser	Scott	Martin	DeMarco	Clarke

STARTERS BREAKDOWN

(Win-Loss record in parenthesis)

PITCHER:

Drake Fellows	10	(5-5)
Jake Eder	8	(3-5)
Mason Hickman	8	(7-1)
Patrick Raby	7	(3-4)
Chandler Day	3	(3-0)
Zach King	2	(1-1)
Jackson Gillis	1	(1-0)
Maddux Conger	1	(1-0)
Hugh Fisher	1	(1-0)

CATCHER:

Stephen Scott	21	(14-7)
Philip Clarke	12	(6-6)
Ty Duvall	7	(4-3)

FIRST BASE:

Julian Infante	31	(17-14)
Austin Martin	9	(7-2)

SECOND BASE:

Ethan Paul	40	(24-16)
------------	----	---------

THIRD BASE:

Jayson Gonzalez	28	(17-11)
Austin Martin	8	(4-4)
Harrison Ray	4	(3-1)

SHORTSTOP:

Connor Kaiser	40	(24-16)
---------------	----	---------

LEFT FIELD:

Alonzo Jones	13	(9-4)
Walker Grisanti	9	(5-4)
Austin Martin	8	(3-5)
Stephen Scott	5	(4-1)
Cooper Davis	3	(2-1)
Harrison Ray	2	(1-1)

CENTER FIELD:

Pat DeMarco	22	(14-8)
Alonzo Jones	16	(8-8)
Austin Martin	2	(2-0)

RIGHT FIELD:

JJ Bleday	20	(13-7)
Pat DeMarco	18	(10-8)
Harrison Ray	2	(1-1)

DESIGNATED HITTER:

Philip Clarke	15	(9-6)
Austin Martin	9	(6-3)
Drake Fellows	5	(4-1)
Chandler Day	2	(1-1)
Zach King	2	(2-0)
Stephen Scott	2	(0-2)
Patrick Raby	2	(0-2)
Walker Grisanti	1	(1-0)
Tyler Brown	1	(1-0)
Mason Hickman	1	(0-1)

STARTERS BREAKDOWN

(Win-Loss record in parenthesis)

LEADOFF:

Austin Martin	30	(17-13)
Walker Grisanti	7	(5-2)
Pat DeMarco	2	(1-1)
Philip Clarke	1	(1-0)

2ND SPOT:

Connor Kaiser	18	(10-8)
Alonzo Jones	6	(5-1)
Ethan Paul	5	(2-3)
Austin Martin	5	(4-1)
Stephen Scott	4	(2-2)
Philip Clarke	2	(1-1)

3RD SPOT:

Ethan Paul	19	(13-6)
Pat DeMarco	13	(7-6)
Philip Clarke	6	(3-3)
JJ Bleday	1	(1-0)
Stephen Scott	1	(0-1)

CLEANUP:

Pat DeMarco	21	(15-6)
JJ Bleday	9	(6-3)
Julian Infante	5	(1-4)
Philip Clarke	2	(1-1)
Mason Hickman	1	(0-1)
Ethan Paul	1	(0-1)
Jayson Gonzalez	1	(1-0)

5TH SPOT:

Connor Kaiser	10	(6-4)
Philip Clarke	9	(6-3)
Stephen Scott	6	(3-3)
Ethan Paul	4	(2-2)
JJ Bleday	3	(1-2)
Jayson Gonzalez	2	(1-1)
Zach King	2	(2-0)
Chandler Day	1	(1-0)
Drake Fellows	1	(1-0)
Julian Infante	1	(1-0)
Patrick Raby	1	(0-1)

6TH SPOT:

Jayson Gonzalez	10	(5-5)
Connor Kaiser	8	(6-2)
Ethan Paul	7	(4-3)
Pat DeMarco	4	(1-3)
Julian Infante	3	(3-0)
Philip Clarke	3	(2-1)
Stephen Scott	2	(2-0)
Drake Fellows	1	(1-0)
Patrick Raby	1	(0-1)
Harrison Ray	1	(0-1)

7TH SPOT:

Stephen Scott	10	(6-4)
JJ Bleday	7	(5-2)
Jayson Gonzalez	7	(6-1)
Ethan Paul	3	(2-1)
Philip Clarke	3	(0-3)
Drake Fellows	2	(2-0)
Connor Kaiser	2	(1-1)
Julian Infante	2	(1-1)
Alonzo Jones	1	(0-1)
Ty Duvall	1	(0-1)
Walker Grisanti	1	(0-1)
Harrison Ray	1	(1-0)

8TH SPOT:

Jayson Gonzalez	7	(4-3)
Julian Infante	7	(3-4)
Alonzo Jones	7	(2-5)
Stephen Scott	4	(4-0)
Ty Duvall	4	(3-1)
Harrison Ray	3	(3-0)
Connor Kaiser	2	(1-1)
Philip Clarke	1	(1-0)
Cooper Davis	1	(0-1)
Walker Grisanti	1	(1-0)
Ethan Paul	1	(1-0)
Drake Fellows	1	(0-1)
Tyler Brown	1	(1-0)

9TH SPOT:

Alonzo Jones	15	(10-5)
Julian Infante	13	(8-5)
Harrison Ray	3	(1-2)
Cooper Davis	2	(2-0)
Ty Duvall	2	(1-1)
Chandler Day	1	(0-1)
Jayson Gonzalez	1	(0-1)
Austin Martin	1	(1-0)
Walker Grisanti	1	(0-1)
Stephen Scott	1	(1-0)

GAME-BY-GAME BATTING ORDER

Date	Opponent	1	2	3	4	5	6	7	8	9
Feb 16	#25 DUKE	DeMarco	Kaiser	Paul	Infante	King	Gonzalez	Bleday	Jones	Scott
Feb 17	#25 DUKE	DeMarco	Kaiser	Paul	Infante	Clarke	Gonzalez	Bleday	Jones	Day
Feb 18	#25 DUKE	Martin	Kaiser	Paul	DeMarco	Scott	Infante	Fellows	Gonzalez	Jones
Feb 20	PRESBYTERIAN	Martin	Kaiser	Paul	DeMarco	Infante	Scott	Gonzalez	Ray	Jones
Feb 21	PRESBYTERIAN	Martin	Kaiser	Paul	DeMarco	Clarke	Infante	Bleday	Gonzalez	Jones
Feb 23	UMASS-LOWELL	Martin	Kaiser	Paul	DeMarco	King	Infante	Scott	Gonzalez	Jones
Feb 24	UMASS-LOWELL	Martin	Kaiser	Paul	DeMarco	Clarke	Gonzalez	Bleday	Infante	Jones
Feb 25	UMASS-LOWELL	Martin	Kaiser	Paul	DeMarco	Fellows	Gonzalez	Bleday	Scott	Jones
Feb 27	AUSTIN PEAY	Martin	Kaiser	Paul	DeMarco	Day	Gonzalez	Scott	Grisanti	Jones
Feb 28	INDIANA STATE	Martin	Kaiser	Paul	DeMarco	Clarke	Gonzalez	Bleday	T. Brown	Jones
Mar 02	vs. Sam Houston St.	Martin	Kaiser	Paul	DeMarco	Bleday	Gonzalez	Scott	Infante	Jones
Mar 03	vs. Louisiana	Martin	Kaiser	Paul	DeMarco	Clarke	Gonzalez	Bleday	Infante	Grisanti
Mar 04	vs. #24 Houston	Grisanti	Scott	Paul	DeMarco	Bleday	Kaiser	Fellows	Gonzalez	Martin
Mar 07	at Long Beach St.	Grisanti	Scott	DeMarco	Paul	Bleday	Kaiser	Clarke	Gonzalez	Infante
Mar 09	at #11 UCLA	Grisanti	Paul	DeMarco	Bleday	Kaiser	Clarke	Gonzalez	Infante	Jones
Mar 11	vs. #8 TCU	Grisanti	Martin	DeMarco	Bleday	Gonzalez	Paul	Kaiser	Scott	Infante
Mar 14	EASTERN KY.	Grisanti	Martin	DeMarco	Bleday	Gonzalez	Paul	Kaiser	Duvall	Infante
Mar 16	at #19 Mississippi St.	Grisanti	Martin	DeMarco	Bleday	Kaiser	Paul	Gonzalez	Clarke	Infante
Mar 17	at #19 Mississippi St.	Grisanti	Martin	DeMarco	Bleday	Kaiser	Clarke	Gonzalez	Paul	Infante
Mar 18	at #19 Mississippi St.	Martin	Paul	DeMarco	Bleday	Kaiser	Fellows	Gonzalez	Scott	Infante
Mar 21	vs. Belmont	Martin	Paul	DeMarco	Hickman	Kaiser	Clarke	Gonzalez	Infante	Ray
Mar 23	#19 LSU	Martin	Clarke	DeMarco	Bleday	Kaiser	Paul	Infante	Scott	Jones
Mar 24	#19 LSU	Martin	Clarke	DeMarco	Bleday	Kaiser	Paul	Infante	Fellows	Jones
Mar 25	#19 LSU	Clarke	Martin	Bleday	DeMarco	Paul	Kaiser	Scott	Jones	Infante
Mar 27	vs. Lipscomb	Martin	Paul	DeMarco	Bleday	Kaiser	Raby	Scott	Jones	Infante
Mar 30	at #2 Florida	Martin	Scott	DeMarco	Clarke	Kaiser	Paul	Grisanti	Infante	Jones
Mar 31	at #2 Florida	Martin	Kaiser	Paul	Infante	Scott	DeMarco	Clarke	Gonzalez	Jones
Apr 01	at #2 Florida	Martin	Paul	Clarke	Infante	Scott	DeMarco	Jones	Kaiser	Gonzalez
Apr 03	at MTSU	Martin	Kaiser	Clarke	Infante	Paul	DeMarco	Duvall	Gonzalez	Jones
Apr 05	#16 GEORGIA	Martin	Jones	Clarke	DeMarco	Paul	Kaiser	Scott	Davis	Infante
Apr 06	#16 GEORGIA	Martin	Jones	Clarke	Gonzalez	Paul	DeMarco	Scott	Kaiser	Ray
Apr 07	#16 GEORGIA	Martin	Jones	Clarke	DeMarco	Scott	Kaiser	Paul	Ray	Davis
Apr 10	WKU	Martin	Jones	Clarke	DeMarco	Scott	Kaiser	Paul	Ray	Duvall
Apr 13	#5 OLE MISS	Martin	Kaiser	Scott	DeMarco	Raby	Ray	Paul	Jones	Infante
Apr 15	#5 OLE MISS	Martin	Jones	Paul	DeMarco	Clarke	Kaiser	Scott	Infante	Davis
Apr 15	#5 OLE MISS	Martin	Jones	Paul	DeMarco	Clarke	Kaiser	Scott	Duvall	Infante
Apr 17	EVANSVILLE	Martin	Kaiser	Paul	DeMarco	Clarke	Scott	Gonzalez	Duvall	Infante
Apr 19	at Missouri	Martin	Kaiser	Paul	DeMarco	Clarke	Gonzalez	Scott	Jones	Ray
Apr 20	at Missouri	Martin	Kaiser	Paul	DeMarco	Scott	Gonzalez	Clarke	Jones	Duvall
Apr 21	at Missouri	Martin	Scott	DeMarco	Clarke	Kaiser	Paul	Ray	Duvall	Infante

VANDERBILT HOME RUNS

No.	Player	Game #	Date	Opponent	Pitcher	Runs	Inn	Outs	Count	Final
1.	Scott	2	Feb. 17	#25 Duke	Stinson, G	1	7	2	0-2	L, 5-4
2.	Martin	3	Feb. 18	#25 Duke	Stallings, M *	1	1	0	1-1	W, 9-1
3.	Paul	4	Feb. 20	Presbyterian	PARADIS, A.	1	1	2	2-1	W, 7-1
4.	Clarke	5	Feb. 21	Presbyterian	McLAUGHLIN	3	1	2	0-0	W, 15-2
5.	Bleday	6	Feb. 23	UMass-Lowell	Hoar III	1	7	2	1-0	W, 15-0
6.	Gonzalez	7	Feb. 24	UMass-Lowell	Riley	3	5	1	3-2	W, 15-2
7.	Paul	7	Feb. 24	UMass-Lowell	Constant	4	5	2	3-2	W, 15-2
8.	Gonzalez	7	Feb. 24	UMass-Lowell	Hoar III	2	8	0	2-2	W, 15-2
9.	Scott	8	Feb. 25	UMass-Lowell	Rand	3	6	1	1-2	W, 9-2
10.	Paul	9	Feb. 27	AUSTIN PEAY	Gollert	2	3	1	0-0	W, 19-6
11.	Grisanti	9	Feb. 27	AUSTIN PEAY	Rye	3	4	2	3-2	W, 19-6
12.	Bleday	9	Feb. 27	AUSTIN PEAY	Wilson	1	8	0	1-0	W, 19-6
13.	DeMarco	10	Feb. 28	INDIANA STATE	Ward	1	6	0	2-2	W, 8-5
14.	Jones	10	Feb. 28	INDIANA STATE	Ridgway	3	6	2	0-1	W, 8-5
15.	Bleday	13	Mar. 4	vs. #24 Houston	Randel	2	1	1	3-2	W, 9-4
16.	Gonzalez	14	Mar. 7	at Long Beach	S. Sanchez	1	5	0	0-1	L, 4-3
17.	Paul	15	Mar. 9	at #11 UCLA	Bird	2	2	2	2-1	W, 6-3
18.	Infante	22	Mar. 23	#19 LSU	Z. Hess	2	2	1	1-1	W, 4-2
19.	DeMarco	22	Mar. 23	#19 LSU	Z. Hess	2	3	1	1-2	W, 4-2
20.	Clarke	26	Mar. 30	at #2 Florida	Singer	1	7	0	1-0	L, 8-4
21.	Scott	26	Mar. 30	at #2 Florida	Mace	3	8	1	3-1	L, 8-4
22.	Duvall	27	Mar. 31	at #2 Florida	McMullen	1	9	0	1-1	L, 10-2
23.	Paul	28	Apr. 1	at #2 Florida	Dyson	2	3	2	3-2	L, 8-2
24.	Gonzalez	29	Apr. 3	at MTSU	Blair	3	4	1	0-1	L, 4-3
25.	DeMarco	31	Apr. 6	#16 UGA	R. Webb	1	2	0	1-2	W, 5-3
26.	Scott	32	Apr. 7	#16 UGA	Kristofak	3	7	1	1-2	W, 8-3
27.	DeMarco	33	Apr. 10	WKU	M. Martin	1	6	0	0-2	W, 3-2
28.	Kaiser	33	Apr. 10	WKU	M. Martin	2	6	0	0-0	W, 3-2
29.	Paul	35	Apr. 15	#5 OLE MISS	D. Woolfolk	1	8	0	3-2	W, 8-7
30.	DeMarco	36	Apr. 15	#5 OLE MISS	J. McArthur	1	4	0	3-1	W, 8-7
31.	Scott	36	Apr. 15	#5 OLE MISS	J. McArthur	2	4	1	0-0	W, 8-7
32.	Paul	37	Apr. 17	EVANSVILLE	Ruesch	2	3	2	0-2	W, 6-1
33.	Paul	37	Apr. 17	EVANSVILLE	Brady	1	8	0	1-0	W, 6-1

* - leadoff home run

HOME RUN TRACKER

Player	Career HR	Last HR	Opponent	Runs	Inn	Outs	Count	Final
Bleday	5	March 4, 2018	vs. #24 Houston	2	1	1	3-2	W, 9-4
Clarke	2	March 30, 2018	at #2 Florida	1	7	0	1-0	L, 8-4
DeMarco	5	April 15, 2018	vs. #5 Ole Miss - G2	1	4	0	3-1	W, 8-7
Duvall	1	March 31, 2018	at #2 LSU	1	9	0	1-1	L, 10-2
Gonzalez	4	April 3, 2018	at MTSU	3	4	1	0-1	L, 4-3
Grisanti	2	Feb. 27, 2018	vs. Austin Peay	3	4	2	3-2	W, 19-6
Infante	18	March 23, 2018	vs. #19 LSU	2	2	1	1-1	W, 4-2
Jones	2	Feb. 28, 2018	vs. Indiana State	3	6	2	0-1	W, 8-5
Kaiser	2	April 10, 2017	vs. WKU	2	6	0	0-0	W, 3-2
Martin	1	Feb. 18, 2018	vs. #25 Duke	1	1	0	1-1	W, 9-1
Paul	17	April 17, 2018	vs. Evansville	1	8	0	1-0	W, 6-1
Ray	1	Feb. 28, 2017	vs. Southeastern La.	2	6	0	0-0	W, 9-6
Scott	8	April 15, 2018	vs. #5 Ole Miss - G2	2	4	1	0-0	W, 8-7

HOME RUN BREAKDOWN

at Home	25
on the Road	7
at Neutral Site	1
vs. RHP	23
vs. LHP	10
vs. SEC Teams	11
vs. Non-Conference Teams	22
with 0 outs	13
with 1 out	10
with 2 outs	10
Solo HR	14
2-run HR	10
3-run HR	8
Grand Slam	1
Inside-the-Park HR	0
February	14
March	7
April	11
May	0
June	0
in 1st inning	4
in 2nd inning	3
in 3rd inning	4
in 4th inning	4
in 5th inning	3
in 6th inning	5
in 7th inning	4
in 8th inning	5
in 9th inning	1
in extra innings	0
Leadoff hitter	1
2-hole	3
3-hole	6
Cleanup	5
5-hole	3
6-hole	4
7-hole	4
8-hole	4
9-hole	1
Pinch hitter	2
to Left Field	9
to Left Center	4
to Centerfield	4
to Right Center	4
to Right Field	12
Day Games	21
Night Games	12
Starters	15
Relievers	18
To tie the game	3
To put Vanderbilt ahead	12
Walkoff HR	0
To lead off a game	1
To lead off an inning	11
Record with HR	17-6
Record without HR	7-10

VANDERBILT RECORD WHEN...

	2018
Total	24-16
Conference	10-8
Non-Conf	14-8
Home	17-5
Away	5-7
Neutral	2-4
Day	18-5
Night	6-11
vs Left	11-3
vs Right	13-13
1-Run games	5-7
2-Run games	2-1
5+Run games	13-3
Extra inns	1-1
Shutouts	3-1
Scoring 0-2 runs	1-8
Scoring 3-5 runs	5-7
Scoring 6-9 runs	13-1
Scoring 10+ runs	5-0
Opponent 0-2 runs	14-1
Opponent 3-5 runs	7-7
Opponent 6-9 runs	3-6
Opponent 10+ runs	0-2
Scored in 1st inning	9-1
Scores first	13-6
Opp. scores first	11-10
After 6 leading	24-3
After 6 trailing	0-12
After 6 tied	0-1
After 7 leading	21-2
After 7 trailing	0-11
After 7 tied	0-2
After 8 leading	21-1
After 8 trailing	0-14
After 8 tied	0-0
Hit 0 home runs	7-10
Hit 1 home run	10-5
Hit 2+ home runs	7-1
Opponent 0 home runs	16-6
Opponent 1 home run	7-8
Opponent 2+ HRs	1-2
Made 0 errors	15-9
Made 1 error	7-3
Made 2+ errors	2-4
Opp. made 0 errors	5-8
Opp. made 1 error	12-6
Opp. made 2+ errors	7-2
Out-hit opponent	17-5
Out-hit by opponent	5-8
Hits are tied	2-3

MISCELLANEOUS STATS

HITTING	Longest	Current
Austin Martin	13	13
Pat DeMarco	8	3
JJ Bleday	8	-
Ethan Paul	8	1
Connor Kaiser	7	1
Stephen Scott	7	-
Philip Clarke	6	3
Alonzo Jones	5	-
Julian Infante	5	-
Jayson Gonzalez	5	-
Walker Grisanti	4	-
Garrett Blaylock	2	-
Ty Duvall	2	2
Harrison Ray	2	2
Cooper Davis	1	-

REACHED BASE	Longest	Current
Connor Kaiser	26	2
Austin Martin	16	16
Walker Grisanti	13	-
JJ Bleday	13	13
Ethan Paul	13	1
Stephen Scott	11	-
Pat DeMarco	10	6
Philip Clarke	9	9
Alonzo Jones	6	-
Jayson Gonzalez	6	-
Julian Infante	5	-
Ty Duvall	4	4
Harrison Ray	3	2
Garrett Blaylock	2	-
Cooper Davis	2	-
Tyler Solomon	2	2

GAME SUMMARY

Record when team scores:

Runs	0	1	2	3	4	5	6	7	8	9	10+
W-L	0-1	1-3	0-4	1-3	2-2	2-2	3-1	2-0	4-0	4-0	5-0

Record when opponent scores:

Runs	0	1	2	3	4	5	6	7	8	9	10+
W-L	3-0	5-0	6-1	4-3	2-2	1-2	1-2	2-1	0-3	0-0	0-2

Record when leading after:

Inn.	1	2	3	4	5	6	7	8
W-L	9-1	9-2	14-3	17-4	20-3	24-3	21-2	21-1

Record when trailing after:

Runs	1	2	3	4	5	6	7	8
W-L	5-5	3-7	2-8	3-9	2-10	0-12	0-11	0-14

Record when tied after:

Runs	1	2	3	4	5	6	7	8
W-L	10-10	12-7	8-5	4-3	2-3	0-1	0-2	0-0

General summary:

Current winning streak	1
Longest winning streak	8
Longest losing streak	6

Home attendance	61619 (22 dates avg = 2800)
Away attendance	59484 (18 dates avg = 3304)
Total attendance	121103 (40 dates avg = 3027)

INNING-BY-INNING SUMMARY

	1	2	3	4	5	6	7	8	9	EX	Total
Vanderbilt	19	16	19	31	41	39	28	36	10	1	240
Opponents	21	11	12	12	27	13	31	16	10	2	155

MULTI-HIT GAMES	2	3	4	5+	Tot
Pat DeMarco	11	3	-	-	14
Austin Martin	7	5	1	-	13
Philip Clarke	8	2	-	-	10
Connor Kaiser	10	-	-	-	10
Ethan Paul	5	3	1	-	9
JJ Bleday	8	1	-	-	9
Stephen Scott	4	1	-	-	5
Julian Infante	4	-	-	-	4
Alonzo Jones	3	1	-	-	4
Jayson Gonzalez	2	-	2	-	4
Harrison Ray	2	-	-	-	2
Ty Duvall	1	-	-	-	1
TEAM	65	16	4	0	85

MULTI-RBI GAMES	2	3	4	5+	Tot
Connor Kaiser	8	1	-	-	9
Ethan Paul	3	4	1	1	9
Pat DeMarco	6	-	1	-	7
Jayson Gonzalez	1	3	1	1	6
Philip Clarke	1	4	-	-	5
Stephen Scott	1	1	2	-	4
Garrett Blaylock	1	-	-	-	1
Julian Infante	1	-	-	-	1
Ty Duvall	-	-	1	-	1
Alonzo Jones	-	1	-	-	1
JJ Bleday	1	-	-	-	1
Walker Grisanti	-	1	-	-	1
TEAM	23	15	6	2	46

VU ALL-TIME VS. OPPONENTS

Auburn	61-93-1
Austin Peay	54-20-2
Belmont	56-14-0
Duke	2-1-0
Eastern Kentucky	0-2-0
Evansville	34-18-0
Florida	73-137-0
Georgia	115-121-0
Houston	1-2-0
Indiana State	5-3-0
Kentucky	121-125-3
Lipscomb	51-12-0
Long Beach State	5-2-0
Louisiana	0-1-0
Louisville	22-9-0
LSU	44-59-0
Middle Tennessee	97-44-0
Mississippi State	47-69-2
Missouri	17-3-0
Ole Miss	56-57-2
Presbyterian	3-0-0
Sam Houston State	0-1-0
South Carolina	32-56-0
TCU	3-1-0
Tennessee	162-161-3
Tennessee Tech	43-22-0
UCLA	2-1-0
USC	3-1-0
UMass-Lowell	3-0-0
Western Kentucky	42-19-0

CORBIN VS. 2018 OPPONENTS

Auburn	25-9-0
Austin Peay	16-2-0
Belmont	20-6-0
Duke	2-1-0
Eastern Kentucky	0-1-0
Evansville	7-2-0
Florida	23-35-0
Georgia	36-16-0
Houston	1-0-0
Indiana State	4-1-0
Kentucky	28-16-0
Lipscomb	19-4-0
Long Beach State	5-2-0
Louisiana	0-1-0
Louisville	11-7-0
LSU	21-15-0
Middle Tennessee	24-10-0
Mississippi State	26-10-0
Missouri	17-3-0
Ole Miss	21-22-0
Presbyterian	2-0-0
Sam Houston State	0-1-0
South Carolina	27-27-0
TCU	3-1-0
Tennessee	30-17-0
Tennessee Tech	9-20
UCLA	2-1-0
USC	2-1-0
UMass-Lowell	3-0-0
Western Kentucky	13-5-0

CORBIN RECORD BY VENUE

Home	415-133-1
Away	176-151-0
Neutral	78-48-0

SERIES-BY-SERIES BATTING

	AVG.	GP	AB	R	H	2B	3B	HR	RBI	TB	SLG%	BB	HP	SO	GDP	OB%	SF	SH	SB-ATT
#25 DUKE	.339	3	109	22	37	6	0	2	19	49	.450	10	3	20	2	.407	1	1	5-5
PRESBYTERIAN	.315	2	73	22	23	7	1	2	16	38	.521	14	2	9	1	.438	0	0	8-9
UMASS-LOWELL	.370	3	108	39	40	8	1	5	36	65	.602	29	5	29	2	.517	1	1	12-12
at Mississippi State	.296	3	108	19	32	8	1	0	12	42	.389	13	3	34	4	.387	0	4	4-6
LSU	.209	3	86	7	18	3	0	2	6	27	.314	7	2	26	0	.284	0	1	7-7
at Florida	.163	3	98	8	16	2	0	4	8	30	.306	6	3	36	0	.234	0	2	2-2
GEORGIA	.286	3	98	15	28	7	0	2	15	41	.418	13	3	26	0	.383	1	1	10-12
OLE MISS	.272	3	81	19	22	4	2	3	16	39	.481	9	4	28	0	.368	1	2	5-8
at Missouri	.245	3	102	8	25	3	1	0	8	30	.294	9	1	35	1	.310	1	1	6-7
SOUTH CAROLINA																			
at Auburn																			
at Tennessee																			
KENTUCKY																			

SERIES-BY-SERIES PITCHING

	ERA	W-L	GS	CG	SV	IP	H	R	ER	BB	SO	2B	3B	HR	B/AVG.
#25 DUKE	2.33	2-1	3	0	0	27.0	18	7	7	10	35	4	0	1	.194
PRESBYTERIAN	1.00	2-0	2	0	0	18.0	11	3	2	3	16	2	0	0	.177
UMASS-LOWELL	1.33	3-0	3	0	0	27.0	19	4	4	4	36	2	0	0	.198
at Mississippi State	1.33	3-0	3	0	2	27.0	19	4	4	12	34	2	0	1	.194
LSU	2.88	2-1	3	1	1	25.0	21	8	8	11	22	1	2	1	.244
at Florida	9.38	0-3	3	0	0	24.0	30	26	25	20	24	8	0	5	.309
GEORGIA	2.67	2-1	3	0	1	27.0	25	9	8	8	31	3	1	0	.245
OLE MISS	9.38	2-1	3	0	1	24.0	32	25	25	12	20	6	1	3	.333
at Missouri	1.08	1-2	3	0	0	25.0	14	7	3	6	25	2	0	0	.163
SOUTH CAROLINA															
at Auburn															
at Tennessee															
KENTUCKY															

MONTH-BY-MONTH BATTING

	AVG.	GP	AB	R	H	2B	3B	HR	RBI	TB	SLG%	BB	HP	SO	GDP	OB%	SF	SH	SB-ATT
February	.352	10	364	110	128	29	2	14	96	203	.558	65	11	78	5	.460	3	2	30-32
March	.221	17	556	74	123	20	2	8	60	171	.308	78	18	170	10	.335	2	7	22-28
April	.248	13	395	56	98	18	3	11	53	155	.392	44	16	120	1	.345	3	7	22-31
May																			
June																			

MONTH-BY-MONTH PITCHING

	ERA	W-L	GS	CG	SV	IP	H	R	ER	BB	SO	2B	3B	HR	B/AVG.
February	2.00	9-1	10	0	0	90.0	59	25	20	27	103	11	0	5	.186
March	4.31	8-9	17	1	5	146.1	134	74	70	72	167	24	4	13	.249
April	4.05	7-6	13	0	3	109.0	97	56	49	48	110	15	2	7	.241
May															
June															

HOME-AWAY-NEUTRAL BATTING

	AVG.	GP	AB	R	H	2B	3B	HR	RBI	TB	SLG%	BB	HP	SO	GDP	OB%	SF	SH	SB-ATT
Home	.301	22	725	165	218	45	5	25	147	348	.480	108	27	182	6	.408	5	7	53-61
Away	.234	12	393	47	92	16	2	7	40	133	.338	44	9	125	7	.324	2	9	12-19
Neutral	.198	6	197	28	39	6	0	1	22	48	.244	35	9	61	3	.343	1	0	9-11

HOME-AWAY-NEUTRAL PITCHING

	ERA	W-L	GS	CG	SV	IP	H	R	ER	BB	SO	2B	3B	HR	B/AVG.
Home	3.12	17-5	22	1	4	193.0	151	76	67	73	207	23	4	9	.218
Away	3.87	5-7	12	0	3	100.0	85	48	43	51	111	15	0	8	.230
Neutral	4.99	2-4	6	0	1	52.1	54	31	29	23	62	12	2	8	.276

DAY-NIGHT BATTING

	AVG.	GP	AB	R	H	2B	3B	HR	RBI	TB	SLG%	BB	HP	SO	GDP	OB%	SF	SH	SB-ATT
Day	.300	23	780	177	234	49	4	21	154	354	.454	110	24	212	10	.400	5	8	53-60
Night	.215	17	535	63	115	18	3	12	55	175	.327	77	21	156	6	.335	3	8	21-31

DAY-NIGHT PITCHING

	ERA	W-L	GS	CG	SV	IP	H	R	ER	BB	SO	2B	3B	HR	B/AVG.
Day	3.39	18-5	23	1	4	199.1	163	83	75	69	222	31	2	18	.223
Night	3.95	6-11	17	0	4	146.0	127	72	64	78	158	19	4	7	.241



The Automated ScoreBook
Overall Statistics for Vanderbilt (as of Apr 21, 2018)
(All games Sorted by Batting avg)



Record: 24-16 Home: 17-5 Away: 5-7 Neutral: 2-4 SEC: 10-8

Player	avg	gp-gs	ab	r	h	2b	3b	hr	rbi	tb	slg%	bb	hp	so	gdp	ob%	sf	sh	sb-att	po	a	e	fld%
Austin Martin	.373	37-36	134	30	50	8	0	1	11	61	.455	20	9	25	1	.485	0	3	17-23	99	8	2	.982
Philip Clarke	.299	36-27	127	16	38	9	0	2	21	53	.417	19	2	20	3	.396	1	1	4-6	105	13	0	1.000
Pat DeMarco	.288	40-40	156	29	45	8	1	5	25	70	.449	13	4	33	1	.358	0	0	5-7	67	3	0	1.000
Ethan Paul	.264	40-40	144	32	38	10	1	8	36	74	.514	17	12	43	1	.385	1	1	11-12	56	96	3	.981
Connor Kaiser	.264	40-40	148	29	39	7	1	1	24	51	.345	25	2	35	1	.377	0	5	11-13	60	91	0	1.000
Jayson Gonzalez	.240	30-28	100	14	24	3	0	4	24	39	.390	8	1	39	4	.303	0	0	1-1	10	37	7	.870
Alonzo Jones	.224	32-29	98	17	22	4	2	1	6	33	.337	10	1	30	1	.303	0	3	12-12	54	2	0	1.000
Stephen Scott	.214	33-28	98	21	21	6	0	5	20	42	.429	21	6	33	1	.384	0	1	5-7	194	21	4	.982
Julian Infante	.148	32-31	108	9	16	4	0	1	10	23	.213	8	3	48	1	.221	3	1	1-1	228	13	3	.988

JJ Bleday	.372	24-20	78	14	29	3	0	3	8	41	.526	13	1	17	2	.467	0	0	1-2	40	0	0	1.000
Ty Duvall	.308	17-7	26	5	8	2	1	1	5	15	.577	9	0	9	0	.486	0	0	1-1	81	5	0	1.000
Garrett Blaylock	.300	11-0	10	3	3	1	0	0	4	4	.400	0	0	4	0	.300	0	0	0-0	1	3	0	1.000
Harrison Ray	.265	26-8	34	4	9	1	1	0	5	12	.353	4	1	11	0	.350	1	0	2-2	7	12	2	.905
Cooper Davis	.200	8-3	10	3	2	0	0	0	4	2	.200	2	0	1	0	.308	1	0	1-1	3	0	0	1.000
Walker Grisanti	.139	19-10	36	11	5	1	0	1	5	9	.250	16	3	16	0	.429	1	1	2-3	12	0	0	1.000
Kiambu Fentress	.000	8-0	5	1	0	0	0	0	1	0	.000	0	0	2	0	.000	0	0	0-0	2	0	0	1.000
Tyler Solomon	.000	5-0	3	2	0	0	0	0	0	0	.000	2	0	2	0	.400	0	0	0-0	2	0	0	1.000
Tyler Brown	.000	1-1	0	0	0	0	0	0	0	0	.000	0	0	0	0	.000	0	0	0-0	0	2	0	1.000
Chandler Day	.000	2-2	0	0	0	0	0	0	0	0	.000	0	0	0	0	.000	0	0	0-0	1	3	0	1.000
Mason Hickman	.000	1-1	0	0	0	0	0	0	0	0	.000	0	0	0	0	.000	0	0	0-0	2	3	0	1.000
Drake Fellows	.000	5-5	0	0	0	0	0	0	0	0	.000	0	0	0	0	.000	0	0	0-0	3	11	1	.933
Patrick Raby	.000	2-2	0	0	0	0	0	0	0	0	.000	0	0	0	0	.000	0	0	0-0	3	5	0	1.000
Zach King	.000	2-2	0	0	0	0	0	0	0	0	.000	0	0	0	0	.000	0	0	0-0	2	4	1	.857
Totals	.265	40	1315	240	349	67	7	33	209	529	.402	187	45	368	16	.374	8	16	74-91	1036	348	24	.983
Opponents	.231	40	1258	155	290	50	6	25	138	427	.339	147	36	380	21	.325	13	20	31-45	1010	321	42	.969

LOB - Team (321), Opp (284). DPs turned - Team (26), Opp (21). CI - Team (1), Scott 1. IBB - Team (4), Bleday 2, Scott 1, Clarke 1, Opp (2). Picked off - Clarke 1, Infante 1, Paul 1, Martin 1, Gonzalez 1.

(All games Sorted by Earned run avg)

Player	era	w-l	app	gs	cg	sho	sv	ip	h	r	er	bb	so	2b	3b	hr	b/avg	wp	hp	bk	sfa	sha
Patrick Raby	2.47	2-4	10	7	0	0/1	0	47.1	41	15	13	19	40	6	2	3	.237	2	4	0	1	2
Drake Fellows	3.03	4-3	10	10	0	0/2	0	59.1	46	22	20	26	69	5	1	2	.224	6	6	0	2	6
Mason Hickman	3.69	7-1	10	7	1	1/0	0	46.1	42	21	19	13	44	13	1	2	.240	4	0	2	2	1

Erik Kaiser	0.00	0-0	2	0	0	0/0	0	2.0	1	0	0	0	3	1	0	0	.143	0	0	0	0	0
AJ Franklin	0.00	0-0	2	0	0	0/1	0	1.2	0	0	0	1	0	0	0	0	.000	0	0	0	0	0
Aaron Brown	1.64	1-0	8	0	0	0/0	0	11.0	10	3	2	4	11	2	0	1	.233	0	1	0	0	0
Hugh Fisher	1.93	2-0	8	0	0	0/0	0	9.1	6	5	2	6	8	0	0	0	.194	2	2	0	0	0
Maddux Conger	2.92	1-0	6	1	0	0/0	0	12.1	10	8	4	11	13	4	0	1	.213	5	1	0	0	0
Reid Schaller	3.18	1-0	12	1	0	0/0	1	17.0	15	6	6	5	23	3	1	2	.238	2	2	0	1	1
Justin Wilson	3.38	0-0	6	0	0	0/0	0	5.1	2	2	2	4	8	0	0	0	.133	1	2	0	1	1
Jake Eder	3.82	1-3	8	8	0	0/0	0	30.2	20	14	13	14	35	3	0	4	.185	2	1	0	1	2
Paxton Stover	4.05	0-0	6	0	0	0/0	0	6.2	6	3	3	1	8	0	0	0	.261	1	1	0	0	2
Jackson Gillis	4.12	3-0	11	1	0	0/0	1	19.2	15	9	9	13	29	3	0	4	.211	2	4	1	2	2
Zach King	4.85	0-3	13	2	0	0/1	3	26.0	26	15	14	11	26	2	0	0	.274	1	4	0	1	2
Chandler Day	5.01	1-0	8	3	0	0/0	0	23.1	22	13	13	9	29	3	1	2	.244	5	4	0	1	1
Tyler Brown	5.48	1-2	12	0	0	0/0	3	21.1	22	13	13	4	28	5	0	3	.259	0	1	0	1	0
Justin Willis	9.00	0-0	8	0	0	0/0	0	6.0	6	6	6	6	6	0	0	1	.250	1	3	0	0	0
Totals	3.62	24-16	40	40	1	3/2	8	345.1	290	155	139	147	380	50	6	25	.231	34	36	3	13	20
Opponents	5.72	16-24	40	40	1	1/1	8	336.2	349	240	214	187	368	67	7	33	.265	45	45	10	8	16

PB - Team (3), Scott 2, Clarke 1, Opp (10). Pickoffs - Team (6), King 2, Fellows 1, Clarke 1, Stover 1, Scott 1, Opp (5). SBA/ATT - Scott (14-20), Clarke (14-16), Duvall (3-8), Fellows (2-7), Eder (6-7), Raby (4-6), King (5-5), Fisher (1-4), Hickman (3-4), Gillis (1-3), T. Brown (2-2), Conger (2-2), Schaller (1-1), Wilson (1-1), Stover (1-1), A. Brown (1-1), Willis (1-1).



The Automated ScoreBook
Conference statistics for Vanderbilt (as of Apr 21, 2018)
(SEC games only Sorted by Batting avg)



Record: 10-8 Home: 6-3 Away: 4-5 SEC: 10-8

Player	avg	gp-gs	ab	r	h	2b	3b	hr	rbi	tb	slg%	bb	hp	so	gdp	ob%	sf	sh	sb-att	po	a	e	fld%
Austin Martin	.377	18-18	69	13	26	4	0	0	6	30	.435	5	4	14	1	.449	0	2	9-11	54	5	2	.967
Philip Clarke	.324	18-16	68	12	22	9	0	1	8	34	.500	5	0	10	0	.370	0	0	1-2	32	2	0	1.000
Connor Kaiser	.230	18-18	61	7	14	1	0	0	5	15	.246	9	0	14	0	.329	0	4	4-5	29	48	0	1.000
Ethan Paul	.230	18-18	61	10	14	4	1	2	7	26	.426	6	4	23	1	.338	0	1	7-7	25	45	1	.986
Pat DeMarco	.229	18-18	70	9	16	0	1	3	10	27	.386	5	1	21	0	.289	0	0	1-2	34	1	0	1.000
Alonzo Jones	.196	15-14	46	4	9	1	1	0	2	12	.261	5	1	16	0	.288	0	2	3-3	28	1	0	1.000
Julian Infante	.196	14-14	46	4	9	3	0	1	4	15	.326	3	0	22	1	.240	1	0	1-1	98	4	2	.981
Stephen Scott	.167	17-15	48	8	8	2	0	3	10	19	.396	11	3	18	0	.355	0	1	3-5	96	9	4	.963

Ty Duvall	.429	8-3	14	2	6	1	1	1	5	12	.857	2	0	4	0	.500	0	0	1-1	30	2	0	1.000
JJ Bleday	.360	6-6	25	2	9	1	0	0	2	10	.400	1	0	7	1	.385	0	0	1-2	10	0	0	1.000
Harrison Ray	.211	13-5	19	1	4	0	0	0	2	4	.211	2	1	10	0	.304	1	0	2-2	4	7	1	.917
Cooper Davis	.143	4-3	7	1	1	0	0	0	2	1	.143	1	0	1	0	.222	1	0	1-1	3	0	0	1.000
Jayson Gonzalez	.107	10-8	28	2	3	1	0	0	2	4	.143	1	1	15	1	.167	0	0	0-0	4	6	2	.833
Walker Grisanti	.000	4-3	9	1	0	0	0	0	0	0	.000	1	1	8	0	.182	0	1	0-0	4	0	0	1.000
Garrett Blaylock	.000	3-0	2	0	0	0	0	0	0	0	.000	0	0	2	0	.000	0	0	0-0	0	0	0	.000
Patrick Raby	.000	1-1	0	0	0	0	0	0	0	0	.000	0	0	0	0	.000	0	0	0-0	3	5	0	1.000
Drake Fellows	.000	2-2	0	0	0	0	0	0	0	0	.000	0	0	0	0	.000	0	0	0-0	0	11	1	.917
Totals	.246	18	573	76	141	27	4	11	65	209	.365	57	16	185	5	.330	3	11	34-42	456	155	14	.978
Opponents	.250	18	565	79	141	22	4	10	72	201	.356	69	12	156	11	.340	7	8	20-26	455	150	16	.974

LOB - Team (129), Opp (127). DPs turned - Team (14), Opp (8). CI - Team (1), Scott 1. IBB - Team (3), Bleday 1, Clarke 1, Scott 1, Opp (2). Picked off - Infante 1.

(SEC games only Sorted by Earned run avg)

Player	era	w-l	app	gs	cg	sho	sv	ip	h	r	er	bb	so	2b	3b	hr	b/avg	wp	hp	bk	sfa	sha
Patrick Raby	2.67	1-2	6	6	0	0/0	0	33.2	29	11	10	12	23	3	1	2	.234	1	1	0	1	1
Drake Fellows	3.41	2-3	6	6	0	0/1	0	37.0	32	16	14	19	40	3	1	0	.246	6	3	0	2	3
Mason Hickman	4.45	4-1	6	6	1	1/0	0	32.1	32	18	16	8	29	10	1	2	.254	3	0	1	1	1

Justin Wilson	0.00	0-0	1	0	0	0/0	0	1.0	0	0	0	1	1	0	0	0	.000	0	0	0	0	0
Reid Schaller	2.25	0-0	3	0	0	0/0	0	4.0	4	1	1	4	6	1	0	1	.286	1	0	0	0	0
Jackson Gillis	3.00	1-0	6	0	0	0/0	1	6.0	4	2	2	3	10	1	0	1	.182	1	1	0	1	1
Aaron Brown	4.50	0-0	2	0	0	0/0	0	2.0	2	1	1	1	2	0	0	1	.250	0	0	0	0	0
Hugh Fisher	4.91	1-0	3	0	0	0/0	0	3.2	3	2	2	3	3	0	0	0	.250	2	0	0	0	0
Chandler Day	5.40	1-0	3	0	0	0/0	0	8.1	9	5	5	3	14	0	1	1	.265	2	2	0	0	0
Zach King	6.75	0-2	6	0	0	0/1	2	9.1	8	8	7	9	10	0	0	0	.242	0	1	0	1	1
Maddux Conger	7.71	0-0	3	0	0	0/0	0	2.1	2	2	2	2	2	1	0	0	.222	2	0	0	0	0
Tyler Brown	8.31	0-0	6	0	0	0/0	2	8.2	10	8	8	2	11	3	0	1	.286	0	1	0	1	0
Paxton Stover	10.12	0-0	2	0	0	0/0	0	2.2	4	3	3	0	3	0	0	0	.400	1	1	0	0	1
Justin Willis	18.00	0-0	3	0	0	0/0	0	1.0	2	2	2	2	2	0	0	1	.400	0	2	0	0	0
Totals	4.32	10-8	18	18	1	2/1	5	152.0	141	79	73	69	156	22	4	10	.250	19	12	1	7	8
Opponents	4.15	8-10	18	18	1	0/0	5	151.2	141	76	70	57	185	27	4	11	.246	14	16	3	3	11

PB - Team (1), Clarke 1, Opp (4). Pickoffs - Team (3), Scott 1, Stover 1, Fellows 1, Opp (1). SBA/ATT - Scott (12-15), Clarke (7-7), Fellows (2-5), King (4-4), Hickman (2-3), Raby (3-3), Duvall (1-3), Conger (2-2), Fisher (1-2), Gillis (1-2), T. Brown (2-2), Schaller (1-1), Stover (1-1), A. Brown (1-1).

THE LAST TIME VANDERBILT...

Won 10 or more consecutive games _____ 4/20-5/16/13 (14)
 Lost five or more consecutive games _____ 3/27-4/5/18 (6)
 Scored 20 or more runs in a game _____ 21 vs. Middle Tennessee, 4/18/17
 Scored 10+ Runs in an Inning _____ 10 (5th) vs UMass-Lowell, 2/24/18
 Did Not Strikeout _____ vs. Tennessee-Martin, 2/23/05
 Hit consecutive home runs _____ Will Toffey (2R), Stephen Scott (solo) at Ole Miss, 3/18/17
 Had a triple steal _____ Ethan Paul (home), Jeren Kendall (3rd), Bryan Reynolds (2nd) vs. Auburn, 5/19/16
 Shut out consecutive opponents _____ vs. Radford (12-0), 3/9/16
 _____ vs. Xavier (7-0), 3/11/16
 Shut out the opponent _____ vs. LSU (1-0), 3/25/18
 Was shut out by the opponent at home _____ vs. Kentucky (3-0), 4/17/16
 Was shut out by the opponent on the road _____ at Clemson (6-0), 6/4/17
 Was shut out in two consecutive games _____ vs. Kentucky (14-0) (4-0), 4/23/76
 Swept a conference doubleheader _____ vs. Ole Miss, 4/15/18
 Was swept in a conference doubleheader _____ vs. Tennessee, 4/25/10
 Swept a conference series at home _____ vs. Auburn, 5/19-21/16
 Was swept in a conference series at home _____ vs. Tennessee, 5/14-16/09
 Swept a conference series (three games) on the road _____ at Mississippi State, 3/16-18/18
 Was swept in a conference series on the road _____ at Florida, 3/31-4/1/18
 Lost a conference series at home _____ vs. Florida, 3/13-15/17
 Lost a conference series on the road _____ at Missouri, 4/19-4/21/18
 Threw a no hitter _____ at Western Kentucky (J. Lewis, N. Pilkington, J. Scott, M. Buschmann), 5/6/03
 Was no-hit _____ at Texas A&M (Kyle Simonds, 9.0), 5/7/16

THE LAST TIME A VANDERBILT PLAYER...

Hit two home runs in a game _____ Ethan Paul vs. Evansville, 4/17/18
 Hit three home runs in a game _____ Aaron Westlake vs. Oregon State, 6/11/11
 Hit a grand slam _____ Ethan Paul vs. UMass-Lowell, 2/24/18
 Hit a walk-off home run _____ Jeren Kendall vs. Cal State Fullerton, 6/14/15
 Hit an inside the park home run _____ Will Toffey vs. Belmont, 3/22/17
 Hit for the cycle _____ Clinton Johnston vs. Kentucky, 4/28/96
 Had seven or more RBIs in a game _____ Ethan Paul (7) vs. UMass-Lowell, 2/24/18
 _____ Dominic de la Osa (7) vs. Georgia, 4/16/06
 _____ Karl Nonemaker (7) vs. Kentucky, 5/12/02
 Had five or more hits in a game _____ Tony Kemp (5) at Belmont, 2/19/13
 Had two hits in an Inning _____ Ethan Paul (8th - 1B, 2B) at Mississippi State, 3/17/18
 Had 10 or more total bases in a game _____ Jayson Gonzalez (11) vs. UMass-Lowell, 2/24/18
 Stole three or more bases in a game _____ Austin Martin (3) vs. Presbyterian, 2/21/18
 Stole Home _____ Ethan Paul vs. Auburn, 5/19/16
 Had a 10-game hit streak _____ Austin Martin (13), 4/1/18-present
 Had a 15-game hit streak _____ Bryan Reynolds (16), 3/10-4/3/15
 Had a 20-game hit streak _____ Xavier Turner (27), 3/4-4/22/14
 Had a 25-game hit streak _____ Xavier Turner (27), 3/4-4/22/14
 Had 10 or more strikeouts in a game _____ Chandler Day (10) vs. Georgia, 4/6/18
 Had 15 or more strikeouts in a game _____ Kevin Ziomek (15) vs. Illinois-Chicago, 3/1/13
 Pitched a complete game _____ Patrick Raby at Georgia, 4/21/17
 Pitched a seven-inning complete game _____ Mason Hickman vs. LSU, 3/25/18
 Pitched a nine-inning, complete game shutout _____ Kyle Wright vs. Florida, 4/14/17
 Pitched a seven-inning, complete game shutout _____ Mason Hickman vs. LSU, 3/25/18
 Pitched a combined shutout _____ Drake Fellows (6.0), Zach King (3.0) at Mississippi State, 3/16/18
 Pitched a no-hitter _____ Doug Wessel vs. Belmont, 4/19/1971
 Pitched a no-hitter (combined) _____ Jensen Lewis, Nick Pilkington, John Scott, Matt Buschmann at Western Ky., 5/6/03
 Pitched a perfect game _____ Jensen Lewis, Nick Pilkington, John Scott, Matt Buschmann at Western Ky., 5/6/03
 Recorded a win and save on the same day _____ Jackson Gillis vs. Ole Miss (Win - Game 1, Save - Game 2), 4/15/18

NUMERICAL ROSTER

No.	Name	Pos.	B/T	Ht.	Wt.	Cl.	Hometown/Previous School
2	Harrison Ray	IF	R/R	5-11	190	So./1L	Longwood, Fla. (Lake Brantley HS)
3	Cooper Davis	OF	L/R	5-10	185	Fr./HS	Mississauga, Ontario (St. Aloysius Gonzaga)
5	Philip Clarke	C	L/R	5-11	190	Fr./HS	Franklin, Tenn. (Christ Presbyterian Academy)
6	Justin Wilson	RHP	R/R	6-0	180	R-So./RS	Murfreesboro, Tenn. (Oakland HS/Vol State CC)
8	Alonzo Jones	OF	S/R	5-10	195	Jr./2L	Columbus, Ga. (Columbus HS)
9	Garrett Blaylock	IF	L/R	6-3	208	Fr./HS	Asheville, N.C. (T.C. Roberson HS)
10	Ethan Paul	IF	L/R	5-10	185	Jr./2L	Bellevue, Wash. (International School)
11	Paxton Stover	LHP	L/L	5-11	200	Sr./1L	Ridgely, Tenn. (Dyer County HS/Dyersburg State CC)
12	Connor Kaiser	IF	R/R	6-4	205	Jr./2L	Overland Park, Kan. (Blue Valley West HS)
13	Kiambu Fentress	OF	R/R	6-0	175	R-So./1L	Nashville, Tenn. (Ensworth School)
16	Austin Martin	IF	R/R	6-0	170	Fr./HS	Jacksonville, Fla. (Trinity Christian Academy)
17	Walker Grisanti	OF	L/R	5-10	195	Jr./2L	Collierville, Tenn. (Christian Brothers HS)
18	Pat DeMarco	OF	R/R	5-11	205	Fr./HS	Winder, Ga. (Winder Barrow HS)
19	Stephen Scott	OF/C	L/R	5-11	200	Jr./2L	Cary, N.C. (Cardinal Gibbons HS)
20	Ty Duvall	C	L/R	5-11	190	So./1L	Lebanon, Ohio (Lebanon HS)
21	Tyler Brown	RHP	R/R	6-4	242	Fr./HS	Lewis Center, Ohio (Olentangy Orange HS)
22	Julian Infante	IF	R/R	6-3	215	Jr./2L	Miami, Fla. (Westminister Christian HS)
27	Chandler Day	RHP	R/R	6-5	180	Jr./2L	Granville, Ohio (Watkins Memorial HS)
29	Patrick Raby	RHP	R/R	6-3	230	Jr./2L	Knoxville, Tenn. (Farragut HS)
31	Justin Willis	RHP	R/R	5-11	180	Fr./HS	West New York, N.J. (Memorial HS)
32	Hugh Fisher	LHP	R/L	6-5	185	Fr./HS	Eads, Tenn. (Briarcrest Christian HS)
33	Erik Kaiser	RHP	R/R	6-5	205	Fr./HS	Waterloo, Ill. (Waterloo HS)
34	Zach King	LHP	L/L	6-6	210	So./1L	Spring Hill, Tenn. (Spring Hill HS)
35	Jackson Gillis	LHP	R/L	6-3	220	So./1L	Wilmington, Mass. (Wilmington HS)
39	Jake Eder	LHP	L/L	6-4	210	Fr./HS	Ft. Lauderdale, Fla. (Calvary Christian Academy)
40	Aaron Brown	RHP	R/R	6-4	205	Fr./HS	Mt. Juliet, Tenn. (Mt. Juliet HS)
42	Maddux Conger	RHP	R/R	6-3	200	Jr./2L	Stephenville, Texas (Stephenville HS)
43	Tyler Solomon	IF	S/R	6-4	215	Fr./HS	Haymarket, Va. (Battlefield HS)
44	Mason Hickman	RHP	R/R	6-6	230	Fr./HS	Hendersonville, Tenn. (Pope John Paul II HS)
45	Reid Schaller	RHP	R/R	6-3	215	R-Fr./RS	Lebanon, Ind. (Lebanon HS)
49	AJ Franklin	LHP	L/L	6-2	180	R-So./1L	Lebanon, Tenn. (Wilson Central HS)
51	JJ Bleday	OF	L/L	6-3	205	So./1L	Panama City Beach, Fla. (A. Crawford Mosley HS)
66	Drake Fellows	RHP	L/R	6-5	210	So./1L	Plainfield, Ill. (Joliet Catholic Academy)
99	Jayson Gonzalez	INF	R/R	6-2	205	Fr./HS	Covina, Calif. (Bishop Amat HS)

Head Coach: 4 Tim Corbin (Ohio Wesleyan, 1984) - 16th Season at Vanderbilt

Associate Head Coach: 26 Scott Brown (SUNY-Cortland, 1999)

Assistant Coach: 24 Mike Baxter (Vanderbilt, 2005)

Volunteer Coach: 1 David Macias (Vanderbilt, 2008)

Athletic Trainer: Tracy Campbell (James Madison, 2008)

Strength & Conditioning Coach: Chris Ham (Illinois, 2005)

Director of Baseball Operations: Brooks Webb (Birmingham Southern, 2011)

Director of Player Development: Alex Levitt (Vanderbilt, 2010)

Video Coordinator: Brandon Barak (Illinois, 2012)

Equipment Manager: John Mardirosian (Texas, 2011)

Student Assistants: Josh Ruchotzke & Casey Stangel

Student Managers: Jack Goodrum, Chase Casali, Preston Hausser & Jackson Kelley

PRONUNCIATION CHART

JJ Bleday _____ bleh-DAY
 Kiambu Fentress _____ key-AHM-boo
 Walker Grisanti _____ greh-sahn-TEE
 Patrick Raby _____ ray-BEE
 Reid Schaller _____ SHALL-er
 Paxton Stover _____ stoe-VER

ALPHABETICAL ROSTER

#	Name	Pos.	Yr.
9	Garrett Blaylock	IF	Fr.
51	JJ Bleday	OF	Jr.
40	Aaron Brown	RHP	Fr.
21	Tyler Brown	RHP	Fr.
5	Philip Clarke	C	Fr.
42	Maddux Conger	RHP	Jr.
3	Cooper Davis	OF	Fr.
27	Chandler Day	RHP	Jr.
18	Pat DeMarco	OF	Fr.
20	Ty Duvall	C	So.
39	Jake Eder	LHP	Fr.
66	Drake Fellows	RHP	So.
13	Kiambu Fentress	OF	R-So.
32	Hugh Fisher	LHP	Fr.
49	AJ Franklin	LHP	R-So.
35	Jackson Gillis	LHP	So.
99	Jayson Gonzalez	IF	Fr.
17	Walker Grisanti	OF	Jr.
44	Mason Hickman	RHP	Fr.
22	Julian Infante	IF	Jr.
8	Alonzo Jones	OF	Jr.
12	Connor Kaiser	IF	Jr.
33	Erik Kaiser	RHP	Fr.
34	Zach King	LHP	So.
16	Austin Martin	IF	Fr.
10	Ethan Paul	IF	Jr.
29	Patrick Raby	RHP	Jr.
2	Harrison Ray	IF	So.
45	Reid Schaller	RHP	R-Fr.
19	Stephen Scott	OF/C	Jr.
43	Tyler Solomon	IF	Fr.
11	Paxton Stover	LHP	Sr.
31	Justin Willis	RHP	Fr.
6	Justin Wilson	RHP	R-So.

EXPERIENCE BREAKDOWN

Seniors (1) _____ Stover
 Juniors (9) _____ Conger, Day, Grisanti, Infante, Jones,
 _____ C. Kaiser, Paul, Raby, Scott,
 Redshirt Sophomores (3) _____ Franklin, Fentress, Wilson
 Sophomores (7) _____ Bleday, Duvall, Fellows, Gillis,
 _____ King, Ray, Sandborn
 Redshirt Freshman (1) _____ Schaller
 Freshmen (14) _____ Blaylock, A. Brown, T. Brown, Clarke,
 _____ Davis, DeMarco, Eder, Fisher, Gonzalez, Hickman,
 _____ E. Kaiser, Martin, Solomon, Willis

STATE BREAKDOWN

California (1) _____ Gonzalez
 Florida (5) _____ Bleday, Eder, Infante, Martin, Ray
 Georgia (1) _____ Alonzo Jones
 Illinois (2) _____ Fellows, E. Kaiser
 Indiana (1) _____ Schaller
 Kansas (1) _____ C. Kaiser
 Massachusetts (1) _____ Gillis
 New Jersey (1) _____ Willis
 New York (1) _____ DeMarco
 North Carolina (2) _____ Blaylock, Scott
 Ohio (3) _____ T. Brown, Day, Duvall
 Ontario, Canada (1) _____ Davis
 Tennessee (11) _____ A. Brown, Clarke
 _____ Fentress, Fisher, Franklin, Grisanti, Hickman,
 _____ King, Raby, Stover, Wilson
 Texas (1) _____ Conger
 Virginia (1) _____ Solomon
 Washington (1) _____ Paul



Harrison Ray
Fr. ★ 5-11 ★ 190 ★ R/R
IF ★ Longwood, Fla.



Cooper Davis
Fr. ★ 5-10 ★ 185 ★ L/R
OF ★ Mississauga, Ontario



Philip Clarke
Fr. ★ 5-11 ★ 190 ★ L/R
C ★ Franklin, Tenn.



Justin Wilson
R-So. ★ 6-0 ★ 175 ★ R/R
RHP ★ Murfreesboro, Tenn.



Alonzo Jones
Jr. ★ 5-10 ★ 195 ★ S/R
OF ★ Columbus, Ga.



Garrett Blaylock
Fr. ★ 6-3 ★ 200 ★ L/R
IF ★ Asheville, N.C.



Ethan Paul
Jr. ★ 5-10 ★ 185 ★ L/R
IF ★ Bellevue, Wash.



Paxton Stover
Sr. ★ 5-11 ★ 190 ★ L/L
LHP ★ Ridgely, Tenn.



Connor Kaiser
Jr. ★ 6-4 ★ 205 ★ R/R
IF ★ Overland Park, Kan.




Kiamu Fentress
R-So. ★ 6-0 ★ 175 ★ R/R
OF ★ Nashville, Tenn.



Austin Martin
Fr. ★ 6-0 ★ 170 ★ R/R
IF ★ Jacksonville, Fla.



Walker Grisanti
Jr. ★ 5-10 ★ 190 ★ L/R
OF ★ Collierville, Tenn.



Pat DeMarco
Fr. ★ 5-11 ★ 205 ★ R/R
OF ★ Staten Island, N.Y.



Stephen Scott
Jr. ★ 5-11 ★ 200 ★ L/R
OF/C ★ Cary, N.C.




Ty Duvall
So. ★ 5-11 ★ 190 ★ L/R
C ★ Lebanon, Ohio



Tyler Brown
Fr. ★ 6-4 ★ 242 ★ R/R
RHP ★ Ashland, Ohio



Julian Infante
Jr. ★ 6-3 ★ 215 ★ R/R
IF ★ Miami, Fla.



Chandler Day
Jr. ★ 6-5 ★ 180 ★ R/R
RHP ★ Granville, Ohio




Patrick Raby
Jr. ★ 6-3 ★ 230 ★ R/R
RHP ★ Knoxville, Tenn.



Justin Willis
Fr. ★ 5-11 ★ 180 ★ R/R
RHP ★ West New York, N.J.



Hugh Fisher
Fr. ★ 6-5 ★ 185 ★ R/L
LHP ★ Eads, Tenn.



Erik Kaiser
Fr. ★ 6-5 ★ 205 ★ R/R
RHP ★ Waterloo, Ill.



Zach King
So. ★ 6-6 ★ 210 ★ L/L
LHP ★ Spring Hill, Tenn.



Jackson Gillis
So. ★ 6-3 ★ 225 ★ R/L
LHP ★ Wilmington, Mass.



Jake Eder
Fr. ★ 6-4 ★ 210 ★ L/L
LHP ★ Ocean Ridge, Fla.




Aaron Brown
Fr. ★ 6-4 ★ 205 ★ R/R
RHP ★ Mt. Juliet, Tenn.




Maddux Conger
Jr. ★ 6-3 ★ 200 ★ R/R
RHP ★ Stephenville, Texas




Tyler Solomon
Fr. ★ 6-4 ★ 215 ★ S/R
C ★ Haymarket, Va.



Mason Hickman
Fr. ★ 6-6 ★ 230 ★ R/R
RHP ★ Hendersonville, Tenn.



Reid Schaller
R-Fr. ★ 6-3 ★ 210 ★ R/R
RHP ★ Lebanon, Ind.



AJ Franklin
R-So. ★ 6-2 ★ 180 ★ L/L
LHP ★ Lebanon, Tenn.



JJ Bleday
So. ★ 6-5 ★ 205 ★ L/L
OF ★ Panama City Beach, Fla.




Drake Fellows
So. ★ 6-5 ★ 205 ★ L/R
RHP ★ Plainfield, Ill.




Jayson Gonzalez
Fr. ★ 6-2 ★ 205 ★ R/R
IF ★ Covina, Calif.



Tim Corbin
Head Coach
16th Season



Scott Brown
Associate Head Coach
6th Season



Mike Baxter
Hitting Coach
1st Season



David Macias
Volunteer Assistant Coach
1st Season