



VANDERBILT

2018 BASEBALL GAME NOTES



Vanderbilt Athletic Communications ★ 2601 Jess Neely Dr. Nashville, TN 37212
Baseball Contact: Andrew Pate ★ Cell: 713.387.9119 ★ Email: andrew.pate@vanderbilt.edu
vucommadores.com ★ twitter: @vandybaseball

2018 SCHEDULE/RESULTS

OVERALL: 22-14 | SEC: 9-6 | H: 16-5 | A: 4-4 | N: 2-4

FEBRUARY (9-1)

16	#25 DUKE	W, 9-1	SEC Network+
17	#25 DUKE	L, 5-4	
18	#25 DUKE	W, 9-1	SEC Network+
20	PRESBYTERIAN	W, 7-1	SEC Network+
21	PRESBYTERIAN	W, 15-2	SEC Network+
23	UMASS-LOWELL	W, 15-0	SEC Network+
24	UMASS-LOWELL	W, 15-2	
25	UMASS-LOWELL	W, 9-2	
27	AUSTIN PEAY	W, 19-6	
28	INDIANA STATE	W, 8-5	SEC Network+

MARCH (8-9)

2	vs. Sam Houston St. %	L, 7-6 (10 inn.)	
3	vs. Louisiana%	L, 3-0	
4	vs. #24 Houston%	W, 9-4	
7	at Long Beach St.	L, 4-3	
9	at #11 UCLA	W, 6-3	
10	at USC	CANCELED	
11	vs. #8 TCU^	W, 7-4	
14	EASTERN KENTUCKY	L, 6-5	SEC Network+
16	at #19 Mississippi St.*	W, 5-0	SEC Network
17	at #19 Mississippi St.*	W, 10-1	SEC Network+
18	at #19 Mississippi St.*	W, 4-3	SEC Network+
21	Belmont&	L, 8-5	
23	#19 LSU*	W, 4-2	ESPNU
24	#19 LSU*	L, 6-2	ESPNU
25	#19 LSU*	W, 1-0 (7 inn.)	ESPNU
27	vs. Lipscomb&	L, 5-1	
30	at #2 Florida*	L, 8-4	SEC Network+
31	at #2 Florida*	L, 10-2	ESPNU

APRIL (5-4)

1	at #2 Florida*	L, 8-2	SEC Network
3	at Middle Tennessee	L, 4-3 (7 inn.)	
5	#16 GEORGIA*	L, 3-2	ESPNU
6	#16 GEORGIA*	W, 5-3	SEC Network+
7	#16 GEORGIA*	W, 8-3	SEC Network+
10	WESTERN KENTUCKY	W, 3-2	SEC Network+
13	#5 OLE MISS*	L, 11-3	SEC Network+
15	#5 OLE MISS*	W, 8-7 (8 inn.)	ESPNU
15	#5 OLE MISS*	W, 8-7 (7 inn.)	ESPNU
17	EVANSVILLE	6:30 PM	SEC Network
19	at Missouri*	7:00 PM	ESPNU
20	at Missouri*	6:30 PM	SEC Network+
21	at Missouri*	2:00 PM	SEC Network+
27	SOUTH CAROLINA*	6:30 PM	SEC Network+
28	SOUTH CAROLINA*	2:00 PM	SEC Network+
29	SOUTH CAROLINA*	1:00 PM	SEC Network+

MAY (0-0)

1	LOUISVILLE	6:00 PM	SEC Network
4	at Auburn	6:00 PM	SEC Network+
5	at Auburn	2:00 PM	SEC Network+
6	at Auburn	1:00 PM	SEC Network+
8	TENNESSEE TECH	6:30 PM	SEC Network+
11	at Tennessee	5:30 PM	
12	at Tennessee	5:00 PM	
13	at Tennessee	11:00 AM	SEC Network
15	MIDDLE TENNESSEE	6:30 PM	SEC Network+
17	KENTUCKY	6:30 PM	SEC Network+
18	KENTUCKY	2:00 PM	SEC Network+
19	KENTUCKY	1:00 PM	SEC Network+

% Minute Maid Park (Houston, Texas)
^ Dodger Stadium (Los Angeles, Calif.)
*Southeastern Conference Game
& First Tennessee Park (Nashville, Tenn.)

#10 VANDERBILT COMMODORES (22-14, 9-6 SEC) vs. EVANSVILLE PURPLE ACES (6-23, 0-6 MVC)

April 17, 2018 ★ 6:30 p.m. CT ★ Nashville, Tenn. ★ Hawkins Field (3,626) ★ SEC Network+

GAME 37



#10 VANDERBILT

2018 Record: 22-14 Overall, 9-6 SEC

Home / Away / Neutral: 16-5 / 4-5 / 2-4

Rankings: D1: 10 | NCBWA 11 | Coaches: 12

BA: 6 | CB: 9 | PG: 11

Head Coach: Tim Corbin

Career Record: 774-467-1 (21st)

Record at Vanderbilt: 668-329-1 (16th)



EVANSVILLE

2018 Record: 6-23 Overall, 0-6 MVC

Home / Away / Neutral: 5-5 / 0-16 / 1-2

Rankings: D1: NR | NCBWA NR | Coaches: NR

BA: NR | CB: NR | PG: NR

Head Coach: Wes Carroll

Career Record: 257-277 (10th)

Record at Evansville: Same

NEED TO KNOW

- ★ Vanderbilt enters Tuesday having won five of its last six games following a pair of wild wins in doubleheader action against No. 5 Ole Miss on Sunday. SEC Freshman of the Week **Austin Martin** is batting .400 (8-for-20) in the last six games while **Stephen Scott** is hitting .278 (5-for-18) with seven runs, seven RBIs and two home runs.
- ★ Vanderbilt has won four of its first five SEC series to begin the season for the first time since accomplishing the feat in 2015. That team went on to play Virginia in the College World Series finals.
- ★ The Commodores have scored a combined 30 runs over their last five games including eight runs on three occasions. Vandy had produced a combined 31 runs over its 11 games prior to the stretch (March 21-April 5).
- ★ On Sunday, Vandy recorded its first SEC doubleheader sweep since downing Auburn twice on May 19, 2015. The 8-7, eight-inning win in the opener marked the first walk-off victory for Vandy since Feb. 27, 2016, when then-freshman **Alonzo Jones** worked a game-winning walk in the 14th inning to defeat UIC, 6-5.
- ★ Vanderbilt relief pitcher **Jackson Gillis** became the first Commodore in the **Tim Corbin** era (2003-present) to secure a win and pick up a save on the same day, doing so during Sunday's doubleheader against Ole Miss.
- ★ The Dore rank second nationally and are first in the SEC with a .984 fielding percentage. Vandy has committed just 20 errors in 1,263 total chances. The team fielding percentage record is .979, set in 2015.
- ★ Vandy has stolen 68 bases this season, ranking 10th nationally and first in the SEC. The Commodores have swiped more than twice as many bags as they had through 36 games a season ago (32).
- ★ Eleven different Commodores have accounted for 31 home runs this season. Vanderbilt is one of 16 teams nationally to have 10 or more players produce a homer this year. Tennessee Tech leads the country with 15.
- ★ The Commodores are 14-7 against ranked teams this season. Vandy boasts the nation's third-toughest schedule -- trailing only West Virginia and Miami (FL) -- and enters Tuesday No. 20 in the RPI. Sunday's Game 1 victory against No. 5 Ole Miss marked the first victory against a Top-5 opponent since defeating top-ranked Texas A&M, 6-5 on May 25, 2016 at the SEC Tournament. Vandy had lost five-straight games prior to the win.

GAME COVERAGE

Date	TV/Stream	Play-by-Play	Analyst	Radio	Play-by-Play
April 17	SEC Network+	Kevin Ingram	Andrew Harris	WNSR 560 AM/95.9 FM	Joe Fisher

Live Stats - vanderbilt.statbroadcast.com Twitter - @VandyBaseball / #VandyBoys

VANDERILT STARTING PITCHER TUESDAY



REID SCHALLER

RHP ★ 6-3 ★ 210 ★ R-Fr.
Lebanon, Ind. ★ Lebanon Senior High School

W-L	0-0
ERA	4.50
IP	12.0
K/BB	15/5

EVANSVILLE STARTING PITCHER

Tuesday	G-GS	W-L	ERA	K/BB
RHP Austin Allinger	9/5	1-3	5.91	35/21

BY THE NUMBERS SINCE 2006...

- 3** ★ College World Series appearances (2011, 2014, 2015)
- 6** ★ NCAA Super Regional appearances (2010, 2011, 2013, 2014, 2015, 2017)
- 12** ★ straight NCAA Tournament appearances (longest active streak in the SEC)
- 14** ★ players selected in the first round of the Major League Baseball Draft (nation's most)
- 48** ★ NCAA Tournament victories (most in the SEC)



SERIES HISTORY

EVANSVILLE (33-18)

LAST 10 MEETINGS (7-3)

Date	Location	Result
4/17/02	Evansville, Ind.	W, 14-3 (5 inn)
4/08/03	Evansville, Ind.	L, 12-7
4/06/04	Evansville, Ind.	W, 10-7
4/14/04	Nashville, Tenn.	W, 7-3
2/27/08	Nashville, Tenn.	W, 4-3
3/20/12	Nashville, Tenn.	L, 5-3
2/27/13	Nashville, Tenn.	W, 13-0
2/26/14	Nashville, Tenn.	L, 8-3
3/03/15	Nashville, Tenn.	W, 9-8 (12 inn)
2/22/17	Nashville, Tenn.	W, 7-4

STATISTICAL LEADERS

VANDERBILT	CATEGORY	EVANSVILLE
JJ Bleday .372 avg.	Batting avg.	Matthew Jones .310 avg.
Pat DeMarco 42 hits	Hits	Dalton Horstmeier 34 hits
Austin Martin 28 runs	Runs Scored	Troy Beilsmith 24 runs
Ethan Paul 10 doubles	Doubles	Troy Beilsmith 11 doubles
Alonzo Jones 2 triples	Triples	Four players 1 triples
Ethan Paul 6 home runs	Home Runs	Troy Beilsmith 5 home runs
Connor Kaiser 24 walks	Walks	Craig Shepherd 12 walks
Austin Martin 15 stolen bases	Stolen Bases	Sam Troyer 8 stolen bases
Mason Hickman 6 wins	Wins	Six players 1 win
Patrick Raby 2.90 ERA	ERA	Alex Weigand 5.26 ERA
Drake Fellows 52.1 IP	Innings Pitched	Alex Weigand 37.2 IP
Drake Fellows 60 strikeouts	Strikeouts	Austin Allinger 35 strikeouts

STATISTICAL COMPARISON

VANDERBILT	CATEGORY	EVANSVILLE
22-14	Record	6-23
.269	Batting Avg.	.244
6.27	Runs/Game	4.41
8.83	Hits/Game	8.24
63	Doubles	47
6	Triples	4
31	Home Runs	14
195	RBI	114
175	Walks	94
68-83	SB-ATT	31-38
3.90	ERA	5.97
3	Shutouts Thrown	2
348	Strikeouts	244
.238	Opp. Batting Avg.	.281
.984	Fielding Pct.	.953

BATTING A THOUSAND

- ★ Thursday's matchup at Missouri will mark the 1,000th game coached for **Tim Corbin** at Vanderbilt.
- ★ The 16th-year head man will become the 25th active head coach to reach 1,000 games at his current institution.
- ★ Corbin is set to become the eighth skipper in SEC history to coach 1,000 games at a league institution and second Vanderbilt coach, joining Roy Mewbourne (1,264 games). Ole Miss' head coach Mike Bianco, who has coached 1,094 games, is the lone current SEC skipper with 1,000 or more games.

VANDERBILT RE-VU

- ★ Vanderbilt showcased its flair for the dramatic, defeating No. 5 Ole Miss by the score of 8-7, twice, in doubleheader action on Sunday at Hawkins Field to clinch its fourth SEC series in five tries.
- ★ Both times, the Commodores surrendered late leads only to prevail in final trips to the plate. After being limited to three runs and just one extra-base hit in an 11-3 loss during Friday's opener, the offense erupted for a combined 15 hits – including eight of the extra-base variety – in 50 at-bats on Sunday.

INSIDE THE MATCHUP VS. EVANSVILLE

- ★ Vanderbilt and Evansville meet for the 52nd time in the history of the two programs on Tuesday.
- ★ The Commodores own a 33-18 advantage in the all-time series, which began in 1949.
- ★ Vandy has won two-straight vs. the Purple Aces including a 7-4 win a season ago. **Maddux Conger** took advantage of the early cushion in his first career start, turning in 4.1 strong innings to earn the win. **Connor Kaiser** reached base three times, including his first double of the year, and scored two runs. **Jackson Gillis** made his collegiate debut in impressive fashion, striking out the side in the seventh inning.

VANDY IN THE NATIONAL STATISTICAL RANKINGS

Statistic	Rank	Value	Statistic	Rank	Value
Fielding Percentage	2nd	.984	Base on Balls	40th	175
Stolen Bases	10th	68	Hits Allowed per Nine Inn.	41st	7.86
Strikeouts per Nine Inn.	13th	10.1	Strikeout-to-Walk Ratio	42nd	2.54
Stolen Bases Per Game	16th	1.89	Shutouts	42nd	3

NATION'S TOP FRESHMEN OFF TO SIZZLING START

- ★ Vanderbilt's freshman class was named tops in the country by Baseball America last November.
- ★ Six Vanderbilt true freshmen made starts this season while 14 total have made appearances. The unit is hitting .298 (144-for-483) and has accounted for 41 percent of the Commodores' RBIs (81) and 40 percent of the teams runs (92). Freshmen pitchers have posted an 11-5 record and 3.85 ERA with 127 strikeouts in 126.0 innings.
- ★ D1Baseball.com's list of 30 impact freshmen entering 2018 includes Vandy's **Jake Eder** (No. 16), **Jayson Gonzalez** (No. 18), **Philip Clarke** (No. 19) and **Pat DeMarco** (No. 25). With four players on the list, the Commodores trail only Florida (5).

DON'T TRY THIS AT HOME

- ★ The Commodores have produced an 16-5 record at home this season while posting a .305 batting average and .412 on-base percentage. Here's a look at the top performers from the Commodores' 21 home games in 2018:

Player	Avg.	GP-GS	AB	R	H	2B	RBI	TB
Austin Martin	.397	20-19	68	18	27	3	6	33
Pat DeMarco	.358	21-21	81	20	29	6	15	50
Ethan Paul	.316	21-21	76	22	24	7	22	43

GOLDEN BOYS

- ★ For a fourth-straight year, multiple Vandy players have been named to the Golden Spikes Award Preseason Watch List.
- ★ **Julian Infante** and **Patrick Raby** are among those featured. The award was first presented in 1978 and is given to an amateur player who best exhibits and combines "exceptional on-field ability and exemplary sportsmanship." The award is considered the most prestigious in amateur baseball.
- ★ Five Commodores have been named finalists for the Golden Spikes Award -- all coming since the 2007 season -- including **David Price**, who took home the honor in 2007. Other finalists include **Pedro Alvarez** (2007), **Tyler Beede** (2013), **Carson Fulmer** (2015) and **Dansby Swanson** (2015).

COMMODORE NATION

- ★ Vanderbilt is one of five teams nationally to start a lineup featuring players from nine or more different states, joining Army, Elon, Kentucky and Western Kentucky. Vandy's 35-man roster boasts players from 15 different states as well as Canada with freshman **Cooper Davis** hailing from Mississauga, Ontario.

WHAT'S THE CATCH?

- ★ Most teams would be fortunate to receive contributions from one catcher. The Commodores have received steady production from three. **Philip Clarke**, **Ty Duvall** and **Stephen Scott** have each made their case for playing time.

Player	Avg.	GP-GS	AB	R	H	2B	RBI	TB
Philip Clarke	.301	32-23	113	15	34	8	19	48
Stephen Scott	.247	29-24	85	21	21	6	20	42
Ty Duvall	.353	14-4	17	5	6	2	5	13

A WORLD SERIES KIND OF FEEL

- ★ After playing 10 straight at home to begin the season, Vanderbilt headed west for a six-game road trip including games at Houston's Minute Maid Park and Los Angeles' Dodger Stadium -- the two sites for the 2017 World Series matchup between the Astros and Dodgers.
- ★ The Commodores took part in the Shriners Hospitals for Children College Classic at Minute Maid from March 2-4. The three-day, six-team tournament featured local universities squaring off against the SEC. Vandy fell to Sam Houston State on Friday and Louisiana on Saturday before bouncing back with a 9-4 victory against Houston on Sunday night.
- ★ For the fourth-straight year, the Dores headed to California, falling 4-3 to Long Beach State on Wednesday before knocking off UCLA, 6-3 on Friday and TCU, 7-4, in the Dodger Stadium College Baseball Classic on Sunday.

FORMER PLAYERS JOIN CORBIN'S STAFF

- ★ Last September, head coach **Tim Corbin** and associate head coach **Scott Brown** welcomed back former players **Mike Baxter** and **David Macias**. Baxter serves as the Dores' hitting coach and recruiting coordinator while Macias comes on board as Vanderbilt's volunteer assistant coach.
- ★ Baxter joins the Commodores after a 12-year professional career that included playing in the big leagues for four organizations over parts of six seasons. Baxter made his major league debut with the San Diego Padres in 2010, and also played for the New York Mets (2011-13), Los Angeles Dodgers (2014) and Chicago Cubs (2015).
- ★ Macias was previously on Corbin's staff as the team's strength coach in 2014 when the Dores won the national championship and was the volunteer assistant in 2015 when the Dores returned to the College World Series finals. Prior to rejoining Corbin's staff, Macias was with the Seattle Mariners organization as a minor league manager.

D1BASEBALL.COM RECOGNIZES DORES

- ★ Last September, D1Baseball.com recognized Vanderbilt as the **No. 2 program nationally** in the publication's bi-annual top-100 rankings. The list is designed to assess the overall health of programs in the current era with the ultimate goal of identifying "the programs in the best shape right now, with an eye toward the next five to 10 years."
- ★ Below is a list of where Vandy players rank among the publication's top SEC prospects for the 2018 and 2019 MLB Draft.

TOP SEC PROSPECTS, 2018 DRAFT

Ranking	Player	Position
#23	Reid Schaller	RHP
#31	Connor Kaiser	SS
#34	Patrick Raby	RHP
#35	Ethan Paul	2B
#41	Chandler Day	RHP
#50	Julian Infante	1B

TOP SEC PROSPECTS, 2019 DRAFT

Ranking	Player	Position
#9	Jackson Gillis	LHP
#15	Drake Fellows	RHP
#16	Zach King	LHP
#20	JJ Bleday	OF
#35	Pat DeMarco	OF
#36	Philip Clarke	C

CORBIN BECOMES VANDY'S ALL-TIME WINNINGEST COACH

- ★ Head coach **Tim Corbin** became Vanderbilt's all-time winningest coach with a 9-4 win against Houston on March 4. The 16th-year head coach, who owns a 668-328-1 record, surpassed Roy Mewbourne, who racked up as many wins between 1979-2002. Here is a look back at some of Corbin's milestone victories:

Win #	Score	Location	Date
1	Vanderbilt 4, The Citadel 3	Charleston, S.C.	2/15/03
27^	Vanderbilt 6, Tennessee 5	Nashville, Tenn.	5/18/03
100	Vanderbilt 14, Jacksonville State 5	Nashville, Tenn.	3/29/05
198#	Vanderbilt 4, LSU 1	Nashville, Tenn.	5/17/07
200	Vanderbilt 4, Miami (OH) 3	Tempe, Ariz.	2/24/08
300	Vanderbilt 7, Florida 0	Gainesville, Fla.	4/4/10
400	Vanderbilt 3, Louisville 2	Nashville, Tenn.	5/8/12
459	Vanderbilt 14, Alabama 10	Nashville, Tenn.	5/18/13
500	Vanderbilt 3, Missouri 1	Columbia, Mo.	5/3/14
516\$	Vanderbilt 3, Virginia 2	Omaha, Neb.	6/25/14
600	Vanderbilt 10, Georgia 3	Nashville, Tenn.	4/30/16
656*	Vanderbilt 9, Houston 4	Houston, Texas	3/4/18

^ Vanderbilt clinches sweep vs. Tennessee, first trip to the SEC Tournament since 1996 with walk-off home run

Vanderbilt claims first ever Southeastern Conference regular-season championship

% Vanderbilt sets SEC record with 26th league victory, breaking South Carolina's mark of 25 set in 2000

\$ Vanderbilt captures first College World Series title in winner-take-all victory against Virginia

* Corbin becomes Vanderbilt's all-time winningest coach in finale of Shriners Hospitals for Children College Classic

THE SEC: IT JUST MEANS MORE

- ★ The Southeastern Conference has sent 58 teams to the College World Series since 1990 with Vanderbilt doing its part to represent the league in 2011, 2014 and 2015. The league has now appeared in the College World Series in 32 of the last 33 years including appearances by 18 teams in the last seven years.
- ★ In 2017, the SEC tied its own national record with six teams competing in the NCAA Super Regionals. The Commodores were among the field as part of the NCAA Corvallis Super Regional.
- ★ A total of 11 SEC student-athletes were selected on the first day of the 2017 Major League Baseball Draft including Vandy right-handed pitcher Kyle Wright (1st round/5th overall) and outfielder Jeren Kendall (1st round/23rd overall).

DORES IN THE PROS

David Price helped Vandy to a school-record 54 wins in 2007.

MLB (9)

Name	Years at VU	Club
Pedro Alvarez	2006-08	Baltimore Orioles
Tyler Beede	2012-14	San Francisco Giants
Ryan Flaherty	2006-08	Atlanta Braves
Carson Fulmer	2013-15	Chicago White Sox
Sonny Gray	2009-11	New York Yankees
Mike Minor	2007-09	Texas Rangers
David Price	2005-07	Boston Red Sox
Dansby Swanson	2013-15	Atlanta Braves
Drew VerHagen	2012	Detroit Tigers

MiLB (28)

Ben Bowden	2014-16	Colorado Rockies
Walker Buehler	2013-15	Los Angeles Dodgers
Curt Casali	2008-11	Tampa Bay Rays
Ro Coleman	2014-17	Detroit Tigers
Vince Conde	2012-14	New York Yankees
Jason Delay	2014-17	Pittsburgh Pirates
Tyler Ferguson	2013-15	Texas Rangers
Conrad Gregor	2011-13	Boston Red Sox
Reed Hayes	2017	Baltimore Orioles
Taylor Hill	2008-11	Washington Nationals
Tony Kemp	2011-13	Houston Astros
Jeren Kendall	2015-17	Los Angeles Dodgers
John Kilichowski	2014-16	St. Louis Cardinals
Brian Miller	2012-14	Tampa Bay Rays
Jared Miller	2012-14	Arizona Diamondbacks
John Norwood	2012-14	Miami Marlins
Phillip Pfeifer	2012-15	Atlanta Braves
Adam Ravenelle	2012-14	Detroit Tigers
Bryan Reynolds	2014-16	Pittsburgh Pirates
Matt Ruppenthal	2015-17	Houston Astros
Sam Selman	2010-12	Kansas City Royals
Jordan Sheffield	2015-16	Los Angeles Dodgers
Collin Snider	2015-17	Kansas City Royals
Will Toffey	2015-17	Oakland Athletics
Zander Wiel	2012-15	Minnesota Twins
Rhett Wiseman	2013-15	Washington Nationals
Kyle Wright	2015-17	Atlanta Braves
Mike Yastrzemski	2010-13	Baltimore Orioles

COACHING/FRONT OFFICE (9)

Name	Club-Position
Gil Kim	Toronto - Dir. of Player Development
Josh Paul	L.A. Angels - Bench Coach
Tony Mansolino	Akron (AA-CLE) - Manager
David Wallace	Cleveland - Special Assistant
Cesar Nicolas	Seattle - Player Development
Carter Hawkins	Cleveland - Asst. General Manager
Matt Buschmann	San Francisco - Asst. Dir. of Player Development
Joey Cora	Pittsburgh - Third Base Coach
Jason Esposito	Arizona (ROOKIE-CLE) - Hitting Coach

2018 QUICK FACTS

GENERAL

Location _____ Nashville, Tenn.
 Founded _____ 1873
 Enrollment _____ 6,871
 Nickname _____ Commodores
 Colors _____ Black and Gold
 Affiliation _____ NCAA Division I
 Conference _____ Southeastern
 Athletic Ticket Office _____ 615.322.3544
 Chancellor _____ Nicholas S. Zeppos
 Director of Athletics _____ David Williams II

TEAM INFORMATION

2017 Overall Record _____ 36-25-1
 _____ Home: 21-11-1 Away: 10-12 Neutral: 5-2
 SEC Record _____ 15-13-1
 _____ Home: 8-5-1 Away: 7-8
 Conference Finish _____ 3rd East, 6th Overall
 Postseason _____ NCAA Corvallis Super Regional
 Final Ranking: _____ 5 Polls 15 (CB), 15 (NCBWA),
 _____ 16 (USA), 18 (BA), 19 (D1)
 Returning Letterwinners _____ 18
 Positional Starters Returning _____ 5
 Starting Pitchers Returning _____ 3
 Other Pitchers Returning _____ 5
 Lettermen Lost _____ 12
 _____ Professional Baseball _____ 8
 Newcomers _____ 16

COACHING STAFF

Head Coach _____ Tim Corbin
 Alma Mater _____ Ohio Wesleyan, 1984
 Career Record _____ 774-467-1 (.623/21st year)
 Record at Vanderbilt _____ 668-329-1 (.669/16th year)
 Assoc. Head Coach _____ Scott Brown
 Alma Mater _____ SUNY-Cortland, 1999
 Assistant Coach _____ Mike Baxter
 Alma Mater _____ Vanderbilt, 2005
 Volunteer Assistant Coach _____ David Macias
 Alma Mater _____ Vanderbilt, 2008

HISTORY

All-Time Record _____ 2,283-1,740-33 (120th year)
 All-Time SEC Record _____ 701-906-10 (71st year)
 SEC Titles _____ 6 (1973, '74, '80, '07, '11, '13)
 SEC Tournament Titles _____ 4 (1973, '74, '80, '07)
 All-time SEC Tournament Record _____ 47-36
 NCAA Tournament Appearances _____ 16
 _____ (1973, '74 '80, '04, '06, '07, '08,
 _____ '09, '10, '11, '12, '13, '14, '15, '16, '17)
 All-time NCAA Tournament Record _____ 54-36
 NCAA Super Regional Appearances _____ 7
 _____ (2004, '10, '11, '13, '14, '15, '17)
 College World Series Appearances _____ 3
 _____ (2011, '14, '15)
 National Champions _____ 1 (2014)

VANDY REPRESENTED ENTERING 2018 MLB SEASON

- ★ With the Major League Baseball season underway, Vanderbilt alums look to have another big impact at the highest level. In total, 15 former Vandy players received spring training invites including the nine below who are on MLB rosters.

NAME (YEARS AT VU)	MLB TEAM	TIDBT
Pedro Alvarez (2006-08)	Baltimore Orioles	Batting .333 (4-for-12) with 3 R, 2 RBI, 1 HR over the last 7 games
Tyler Beede (2012-14)	San Francisco Giants	In two career MLB starts: 0-1, 8.22 ERA, 7.2 IP, 9 K
Ryan Flaherty (2006-08)	Atlanta Braves	15-for-41 (.366) with 7 R, 3 RBIs and 4 doubles in 12 games
Sonny Gray (2009-11)	New York Yankees	In three starts: 1-1, 6.92 ERA, 13.0 IP, 18 H, 10 ER, 15 K
Mike Minor (2007-09)	Texas Rangers	In three starts: 1-1, 4.60 ERA, 15.2 IP, 10 H, 8 ER, 14 K
David Price (2005-07)	Boston Red Sox	In three starts: 1-1, 2.40 ERA, 15.0 IP, 10 H, 2 ER, 11 K
Dansby Swanson (2013-15)	Atlanta Braves	20-for-58 (.345) with 7 R, 10 RBI, 1 HR and 7 doubles in 13 games
Drew VerHagen (2012)	Detroit Tigers	In six relief appearances: 7.2 IP, 1 H, 2 ER, 4 BB, 7 K and 2.35 ERA
Carson Fulmer (2013-15)	Chicago White Sox	In two starts: 0-1, 4.66 ERA, 9.2 IP, 9 H, 5 ER, 9 K

DORES IN THE PRO NOTES

- ★ At least one Dore has been drafted every year since 1991 with a total of 100 players signing professional contracts.
 ★ Vanderbilt is one of only two universities in the nation to produce multiple No. 1 picks with David Price (2007) and Dansby Swanson (2015), joining Arizona State (Rick Monday - 1965, Floyd Bannister - 1968, Bob Horner - 1978).
 ★ Under Corbin, Vanderbilt pro alums have earned **over \$62 million dollars** in signing bonuses.
 ★ Since head coach **Tim Corbin** arrived in 2003, every Vanderbilt starting catcher has been selected in the MLB Draft.
 ★ The Dores have had at least one MLB first round selection on the mound every year in the **Tim Corbin** era.
 ★ Eighty-nine pitchers have been selected in the MLB Draft, including 55 during the **Tim Corbin** era (since 2003).
 ★ Vanderbilt leads the SEC with nine players drafted in the first round over the last decade. The second-closest in that span is Florida and LSU who each have five.
 ★ A total of 145 Commodores have been selected all-time in the MLB Draft including 73 in the first 10 rounds.

HONORING NO. 41 DONNY EVERETT

- ★ Vanderbilt continues to honor the memory of **Donny Everett**, who tragically passed away in a drowning accident the day before the Commodores opened the 2016 NCAA Nashville Regional.
 ★ The Donny Everett Scholarship was established during the 2016 school year. Everett's memory lives on with the display of No. 41 on the field and with the No. 41 flag among the major league players in right field.
 ★ Everett was the 2015 Tennessee Gatorade Player of the Year and one of the highest-rated players in the nation to attend college. He turned down the Milwaukee Brewers as a 29th round draft pick to join Vanderbilt.

TOUGH TESTS ABUNDANT IN 2018

- ★ Vanderbilt plays 12 teams that reached the 2017 NCAA Tournament for a total of 22 games, including Auburn (3), Florida (3), Houston, Kentucky (3), LSU (3), Long Beach State, Louisville, Mississippi State (3), Sam Houston State, TCU, Tennessee Tech and UCLA. Of the 12 teams, eight reached the NCAA Super Regionals.
 ★ The schedule also includes 18 games against squads that racked up 40-plus victories a season ago:

2018 Opponent	'17 Record	NCAA Round	'18 Result (7-6)
Florida (3)	52-19	CWS Champions	Loss, 8-4; Loss, 10-2; Loss 8-2
Houston (1)	42-21	Regional	Win, 9-4
Kentucky (3)	43-23	Super Regional	
Long Beach State (1)	42-20-1	Super Regional	Loss, 4-3
Louisville (1)	53-12	CWS	
LSU (3)	52-20	CWS Finals	Win, 4-2; Loss, 6-2; Win 1-0 (7 inn)
Mississippi State (3)	40-27	Super Regional	Win, 5-0; Win, 10-1; Win, 4-3
Sam Houston State (1)	44-23	Super Regional	Loss, 7-6 (10 inn)
TCU (1)	50-18	CWS	Win, 7-4
Tennessee Tech (1)	41-21	Regional	

VANDY SLATED FOR 12 NATIONAL TV APPEARANCES

- ★ Vanderbilt will not be hard to find this season as the Commodores will be televised nationally 12 times on the ESPN family of networks. Another 28 matchups will be streamed via the SEC Network+.

March 16	at Mississippi State	6 p.m.	SECN	Win, 5-0
March 23	LSU	8 p.m.	ESPNU	Win, 4-2
March 24	LSU	7:30 p.m.	ESPNU	Loss, 6-2
March 25	LSU	12 p.m.	ESPN2	Win, 1-0
March 31	at Florida	11 a.m.	ESPNU	Loss, 10-2
April 1	at Florida	11 a.m.	SECN	Loss, 8-2
April 5	Georgia	6 p.m.	ESPNU	Loss, 3-2
April 15	Ole Miss	12 p.m.	ESPNU	Win, 8-7 (8 inn)
April 15	Ole Miss	4 p.m.	ESPNU	Win, 8-7 (7 inn)
April 19	at Missouri	7 p.m.	ESPNU	
May 1	Louisville	6 p.m.	SECN	
May 13	at Tennessee	11 a.m.	SECN	

WEEKEND REVIEW: VANDERBILT TAKES SERIES VS. OLE MISS

- ★ **April 13, 2018** - Vanderbilt allowed a season-high 11 runs and dropped its series opener to No. 5 Ole Miss, 11-3 in front of a season-high 3,584 fans on Friday night at Hawkins Field.
- ★ **April 15, 2018** - Vandy trailed 7-6 entering the home-half of the eighth in the originally scheduled seven-inning opener, before sending seven batters to the dish while walking off with a two-out, bases-loaded wild pitch ... With **Ty Duvall** at the dish and the bases loaded with two outs, a wild pitch sent **Pat DeMarco** racing home.
- ★ **April 15, 2018** - The Black and Gold built up a four-run lead in the finale but the Rebels scored six times to jump back in front 7-5 ... Then, after loading the bases in the sixth, VU catcher **Ty Duvall** roped a one-out, three-run double into the right field corner in what proved to be the game-winning knock ... The offense erupted for a combined 15 hits – including eight of the extra-base variety – in 50 at-bats on Sunday.

COMMODORES PACE THE SEC SINCE 2006

- ★ Vanderbilt has paced the Southeastern Conference in several categories since the start of the 2006 season. During that span, the Commodores rank first in overall wins (561) and NCAA Tournament wins (48). Vandy is tied with Florida and South Carolina for a league-leading six NCAA Super Regional appearances since 2006.

Rank	Team	Overall Wins	Rank	Team	NCAA Tournament Wins
1.	Vanderbilt	561	1.	Vanderbilt	48
2.	LSU	517	t-2.	Florida	46
3.	South Carolina	509	t-2.	LSU	46
4.	Florida	485	4.	South Carolina	45
5.	Arkansas	457	5.	Mississippi State	24

NOTABLE SUCCESS FROM 2007-17

- ★ The Commodores reined in a new era of dominance in 2007, posting a 54-13 record and impressive 22-8 mark in SEC play. The 2007 team set a school record for wins (54) while winning the SEC regular season and tournament titles. Below is a look at a pair of notable categories since the start of that season.

Rank	Team	First-Round Draft Picks	Rank	Team	College World Series
1.	Vanderbilt	9	1.	Florida	4
t-2.	Florida	5	t-2.	Vanderbilt	3
t-2.	LSU	5	t-2.	LSU	3
4.	Arkansas	4	t-2.	South Carolina	3
5.	Tennessee	3	t-2.	Arkansas	3

UP NEXT IN THE SEC: DORES VISIT MISSOURI

- ★ After hosting consecutive SEC series, Vanderbilt visits Missouri for three games beginning Thursday.
- ★ The Commodores have won 16 of 17 games against Mizzou since the Tigers joined the SEC for the 2013 season. Vandy has won all six previous SEC matchups against the Tigers in Columbia, Mo., with the last visit coming in 2015.
- ★ Vandy took 2-of-3 a season ago at Hawkins Field, clinching the series with a 14-5 victory in the series finale.

TREND SETTERS

- ★ Vanderbilt has displayed a consistent ability on the base paths and striking out hitters. The Commodores are first in both categories this season. Vandy has finished first or second in the league four times over the last six years in stolen bases while leading the SEC in strikeouts-per-nine-innings twice in the last four years.

Year	SEC Rank	Stolen Bases	Year	SEC Rank	Strikeouts per Nine Inn.
2018	1st	68	2018	1st	10.1
2017	7th	54	2017	8th	8.8
2016	3rd	88	2016	3rd	9.7
2015	2nd	106	2015	1st	9.6
2014	1st	120	2014	1st	8.9
2013	1st	139	2013	2nd	7.9
2012	2nd	92	2012	8th	7.4

SEC TEAM LEADERBOARD

BATTING AVERAGE

1.	Kentucky	.312
2.	Arkansas	.308
3.	Ole Miss	.305
4.	Florida	.297
5.	LSU	.297
6.	Texas A&M	.286
7.	Georgia	.282
8.	Auburn	.271
9.	Missouri	.270
10.	Alabama	.269
11.	Vanderbilt	.269
12.	Mississippi State	.266
13.	South Carolina	.265
14.	Tennessee	.259

EARNED RUN AVERAGE

1.	Texas A&M	2.79
2.	Florida	2.96
3.	Alabama	3.09
4.	Arkansas	3.09
5.	Missouri	3.17
6.	Ole Miss	3.41
7.	Georgia	3.57
8.	Mississippi State	3.58
9.	LSU	3.75
10.	Vanderbilt	3.90
11.	Auburn	4.01
12.	South Carolina	4.10
13.	Tennessee	4.39
14.	Kentucky	4.37

FIELDING PERCENTAGE

1.	Vanderbilt	.984
2.	Florida	.983
3.	Missouri	.983
4.	LSU	.980
5.	Ole Miss	.980
6.	South Carolina	.978
7.	Georgia	.978
8.	Alabama	.976
9.	Kentucky	.974
10.	Mississippi State	.974
11.	Auburn	.974
12.	Arkansas	.973
13.	Texas A&M	.971
14.	Tennessee	.968

2018 SEC STANDINGS

SEC - EAST	SEC	PCT.	GB	ALL	PCT.
Florida	12-3	0.800	-	32-6	0.842
Georgia	9-6	0.600	3.0	25-11	0.694
Vanderbilt	9-6	0.600	3.0	22-14	0.611
Kentucky	7-8	0.467	5.0	25-11	0.694
Missouri	6-9	0.400	6.0	24-12	0.667
South Carolina	6-9	0.400	6.0	20-16	0.556
Tennessee	5-10	0.333	7.0	21-17	0.553

SEC - WEST	SEC	PCT.	GB	ALL	PCT.
Arkansas	10-5	0.667	-	27-10	0.730
LSU	9-6	0.600	1.0	24-13	0.649
Ole Miss	8-7	0.533	2.0	29-8	0.784
Texas A&M	8-7	0.533	2.0	27-9	0.750
Auburn	6-9	0.400	4.0	25-12	0.676
Alabama	5-10	0.333	5.0	21-16	0.568
Mississippi State	5-10	0.333	5.0	19-18	0.514

SEC MIDWEEK SCHEDULE

(ALL TIMES CENTRAL)

TUESDAY, APRIL 17

Chicago State at Missouri	4:30 p.m.
Kentucky at Louisville	5:00 p.m.
Jacksonville at Florida	5:00 p.m.
Tennessee at ETSU	5:30 p.m.
UAB at Auburn	6:00 p.m.
Samford at Alabama	6:00 p.m.
Presbyterian at South Carolina	6:00 p.m.
Clemson at Georgia	6:00 p.m.
Missouri State at Arkansas	6:30 p.m.
Evansville at Vanderbilt	6:30 p.m.
Texas State at Texas A&M	6:30 p.m.

WEDNESDAY, APRIL 18

Alcorn State at Alabama	6:00 p.m.
Arkansas State at Ole Miss	6:30 p.m.
Memphis at Mississippi State	6:30 p.m.
LSU at Tulane	6:30 p.m.

SEC PLAYERS OF THE WEEK

(VANDERBILT PLAYERS)

2018 SEASON

April 16, 2018	Freshman	Austin Martin
March 26, 2018	Pitcher	Mason Hickman
March 12, 2018	Freshman	Jayson Gonzalez



Vanderbilt walked off against No. 5 Ole Miss on Sunday in what was the first of two victories on the day. The 8-7, eight-inning victory helped the Commodores to their fourth SEC series victory in five tries.

TUESDAY PROBABLE STARTER



#45 REID SCHALLER

★ Redshirt Freshman ★ RHP ★ 6-3 ★ 210

★ Lebanon, Ind. ★ Lebanon Senior High School

★ LAST START: First career start

★ 2018 SEASON: 0-0, 4.50 ERA, 10 APP, 0 GS, 1 SV, 12.0 IP, 13 H, 6 R, 6 ER, 5 BB, 15 K

★ CAREER: Same

THOUGHTS FROM HEAD COACH TIM CORBIN

"Reid will finally get the chance to participate this year after sitting out the 2017 season. He has handled a difficult time very well and put himself in a position to help the team. After watching him progress in the fall, I believe he will have a healthy role on our pitching staff. He is strong, tough, has good arm strength and presence and enjoys competing."

TONIGHT'S START:

... is making his first career start and 11th career appearance

... becomes the eighth different Commodore pitcher to start a game this year

2018 AT A GLANCE:

... tied for second on the team with 10 total appearances

... has limited opponents to a .200 average in 5.1 innings at Hawkins Field

... has not walked a batter in 5.1 innings and four appearances at home

... has appeared in seven of the team's 10 midweek games

2017 AT A GLANCE

... redshirted while recovering from elbow surgery

LEBANON SENIOR HS

... lettered four years in baseball and one year in football

... three-time All-Conference selection

... three-time All-State honorable mention

... captained the baseball team as a junior and senior



SEASON/CAREER HIGHS

Innings Pitched _____ 2.0, 2x, last vs. Indiana State (2/28/18)

Hits: _____ 2, 4x, last vs. Lipscomb (3/27/18)

Strikeouts: _____ 3, 2x, last vs. Lipscomb (3/27/18)

Walks: _____ 4, at #2 Florida (4/1/18)

Runs: _____ 2, vs. Lipscomb (3/27/18)

Earned Runs: _____ 2, vs. Lipscomb (3/27/18)

Home Runs: _____ 1, 2x, last at #2 Florida (4/1/18)

Pitches: _____ 50, at #2 Florida (4/1/18)

CAREER STATS

YEAR	ERA	W-L	APP	GS	CG	SHO	SV	IP	H	R	ER	BB	SO	2B	3B	HR	BF	BAvg	WP	HBP	BK	SFA	SHA
2018	4.50	0-0	10	0	0	0/0	1	12.0	13	6	6	5	15	3	1	2	55	.283	2	2	0	1	1
TOTAL	4.50	0-0	10	0	0	0/0	1	12.0	13	6	6	5	15	3	1	2	55	.283	2	2	0	1	1

2018 GAME-BY-GAME

Date	OPPONENT	GS	IP	H	R	ER	BB	SO	2B	3B	HR	WP	BK	HBP	IBB	Final	W-L	SV	ERA	NP
Feb 20	PRESBYTERIAN		2.0	2	1	1	0	2	1	0	0	0	0	0	0	7-1	0-0	0	4.50	24
Feb 28	INDIANA STATE		2.0	1	1	1	0	3	0	0	1	0	0	0	0	8-5	0-0	0	4.50	36
Mar 04	vs. #24 Houston		1.0	1	0	0	0	2	0	0	0	0	0	0	0	9-4	0-0	0	3.60	14
Mar 07	at Long Beach St.		0.1	2	0	0	0	0	0	0	0	1	0	0	0	3-4	0-0	0	3.38	15
Mar 11	vs. #8 TCU		1.0	1	0	0	0	1	0	0	0	0	0	0	0	7-4	0-0	1	2.84	28
Mar 21	vs. Belmont		1.0	2	1	1	0	1	1	0	0	0	0	0	0	5-8	0-0	1	3.68	15
Mar 27	vs. Lipscomb		1.2	2	2	2	1	3	0	1	0	0	0	2	0	1-5	0-0	1	5.00	34
Apr 01	at #2 Florida		1.2	1	1	1	4	2	0	0	1	1	0	0	0	2-8	0-0	1	5.06	50
Apr 10	WESTERN KENTUCKY		1.0	0	0	0	0	1	0	0	0	0	0	0	0	3-2	0-0	1	4.63	17
Apr 15	#5 OLE MISS-2		0.1	1	0	0	0	0	1	0	0	0	0	0	0	8-7	0-0	1	4.50	2
Totals		0	12.0	13	6	6	5	15	3	1	2	2	0	2	0	53-48	0-0	1	4.50	--

DORES RANKED TOP 10 PRESEASON ONCE AGAIN

- ★ For an eighth-straight season, Vanderbilt was situated in the Top 10 rankings during the preseason. The Commodores are currently ranked in all six polls including as high as No. 14 by Baseball America.
- ★ The preseason rankings follow the Commodores' fourth NCAA Super Regional appearance in five seasons a year ago. Vandy concluded 2017 ranked as high as No. 6 per Baseball America.

WHAT'S BACK IN 2018: OFFENSE

- ★ The Dorens bring back five position players who started at least 50 percent of the games (31 of 62) for last season's NCAA Super Regional team — **Julian Infante** (62), **JJ Bleday** (48), **Ethan Paul** (52), **Connor Kaiser** (59) and **Stephen Scott** (31). Players **Harrison Ray** (17) and **Alonzo Jones** (25) started at least 10.

Category	'18 Ret.	'17 Total	Pct. Back
Runs Batted In	176	379	46.4%
Doubles	60	114	52.6%
Triples	6	17	35.2%
Home Runs	22	51	43.1%
Hits	299	599	49.9%
At Bats	1158	2141	54.0%
Runs	213	409	52.0%
Stolen bases	17	54	31.4%

WHAT'S BACK IN 2018: PITCHING

- ★ The Commodores bring back seven pitchers with experience from last season. Four pitchers logged starts on the mound in 2017 — **Patrick Raby** (16), **Drake Fellows** (10), **Chandler Day** (12) and **Maddux Conger** (3).

Category	'18 Ret.	'17 Total	Pct. Back
Appearances	116	213	54.4%
Victories	25	36	69.4%
Starts	41	62	66.1%
Strikeouts	307	544	56.4%
Innings Pitched	326.1	558.2	58.4%
Saves	1	12	8.3%

VANDERBILT IN NATIONAL RANKINGS

DATE	BA	NCBWA	CB	USA	D1	PG
PS	18	15	6	10	14	NR
Feb. 19	18	11	6	10	13	23
Feb. 26	18	10	5	10	12	17
Mar. 5	21	14	10	14	15	19
Mar. 12	14	14	11	13	13	15
Mar. 19	9	8	5	7	8	11
Mar. 26	8	9	4	8	8	10
Apr. 2	14	16	17	16	15	15
Apr. 9	14	16	20	16	15	15
Apr. 16	6	11	9	12	10	11
Apr. 23						
Apr. 30						
May 7						
May 14						

NATIONAL POLLS

BA	Baseball America
CB	Collegiate Baseball
NCBWA	National Collegiate Baseball Writers Association
USA	USA Today Coaches
PG	Perfect Game
D1	D1Baseball.com

HIGHEST RANKING THIS SEASON

Poll	Date	Ranking
Collegiate Baseball	March 26	4

NATIONAL RANKINGS

BASEBALL AMERICA (April 16)	COLLEGIATE BASEBALL (April 16)	NCBWA (April 16)	USA TODAY COACHES (April 16)	PERFECT GAME (April 16)	D1BASEBALL (April 16)
1. Florida	1. Florida	1. Florida	1. Florida	1. Florida	1. Florida
2. NC State	2. NC State	2. Stanford	2. Stanford	2. NC State	2. Stanford
3. Stanford	3. Duke	3. Arkansas	3. Arkansas	3. Stanford	3. Arkansas
4. Arkansas	4. UCLA	4. Texas Tech	4. NC State	4. Texas Tech	4. NC State
5. Texas Tech	5. Stanford	5. NC State	5. Texas Tech	5. Arkansas	5. Texas Tech
6. Vanderbilt	6. Arkansas	6. Oregon State	6. Oregon State	6. Oregon State	6. Kentucky
7. Ole Miss	7. Oregon State	7. Kentucky	7. Ole Miss	7. Ole Miss	7. Oregon State
8. Duke	8. North Carolina	8. Ole Miss	8. Duke	8. Kentucky	8. Indiana
9. Kentucky	9. Vanderbilt	9. Duke	9. Kentucky	9. Duke	9. Duke
10. Oregon State	10. Ole Miss	10. Indiana	10. Indiana	10. Indiana	10. Vanderbilt
11. East Carolina	11. Michigan	11. Vanderbilt	11. East Carolina	11. Vanderbilt	11. Ole Miss
12. Indiana	12. Georgia	12. UCLA	12. Vanderbilt	12. Clemson	12. East Carolina
13. Southern Miss	13. Clemson	13. East Carolina	13. UCLA	13. UCLA	13. UCLA
14. Clemson	14. Oklahoma	14. Texas A&M	14. Texas A&M	14. Southern Miss	14. Southern Miss
15. UCLA	15. Texas Tech	15. Southern Miss	15. Clemson	15. Oklahoma	15. North Carolina
16. Coastal Carolina	16. Indiana	16. Clemson	16. Southern Miss	16. East Carolina	16. Texas A&M
17. Florida State	17. Illinois	17. Florida State	17. North Carolina	17. Texas A&M	17. Clemson
18. LSU	18. LSU	18. North Carolina	18. Florida State	18. Florida Atlantic	18. Florida State
19. North Carolina	19. Texas A&M	19. LSU	19. Georgia	19. Florida State	19. LSU
20. Texas	20. Louisville	20. Coastal Carolina	20. Oklahoma	20. North Carolina	20. Coastal Carolina
21. Oklahoma	t-21. Tennessee Tech	21. Oklahoma	21. LSU	21. Auburn	21. Texas
22. Texas A&M	t-21. Texas	22. Georgia	22. Coastal Carolina	22. LSU	22. Oklahoma
23. Dallas Baptist	23. East Carolina	23. Texas	23. Texas	23. Coastal Carolina	23. Georgia
24. Georgia	24. St. John's	24. Wichita State	24. Wichita State	24. Texas	24. UCONN
25. Illinois	25. Dallas Baptist	25. Florida Atlantic	25. Auburn	25. Georgia	25. Minnesota
	26. Florida Atlantic	26. Tennessee Tech			
	27. Arizona	27. Auburn			
	28. Nevada	28. Dallas Baptist			
	29. Coastal Carolina	29. UCONN			
	30. Minnesota	30. Minnesota			



HAWKINS FIELD

TOP-10 ATTENDANCE MARKS - SINGLE GAME

	Attendance	Opponent	Date
1.	3,700	Tennessee	May 16, 2009
		Tennessee	May 15, 2009
		Florida	April 4, 2009
4.	3,693	Arkansas	May 22, 2010
5.	3,645	Tennessee	April 29, 2011
6.	3,626	24 games - most recent listed	
		Florida	April 15, 2017
		Florida	April 14, 2017
		Auburn	May 21, 2016
		Kentucky	April 17, 2016
		Kentucky	April 16, 2016
		South Carolina	April 2, 2016

TOP 3-GAME SERIES ATTENDANCE

	Attendance	Opponent	Dates
1.	10,878	Florida	May 7-9, 2015
		Stanford*	June 6-8, 2014
3.	10,661	Tennessee	March 27-29, 2015
4.	10,640	Kentucky	April 15-17, 2016
5.	10,636	South Carolina	March 31-April 2, 2016
6.	10,582	Mississippi State	March 18-20, 2016
7.	10,528	Georgia	April 29-May 1, 2016
8.	10,400	Florida	April 13-15, 2017
9.	10,338	Tennessee	May 14-16, 2009
10.	10,277	Ole Miss	April 9-11, 2015

^ - NCAA Regional * - NCAA Super Regional

HAWKINS FIELD FACTS

- ★ Officially dedicated April 27, 2002
- ★ Capacity (3,626) – 2,200 chairback seats; 1,426 bleacher seats
- ★ Dimensions: LF-310; CF-400; RF-330; Alleys-375
- ★ Since 2007 Vanderbilt is 321-94-1 (.772) at Hawkins Field.
- ★ There have been 110 total sellouts in the stadium's history.
- ★ .736 all-time VU winning percentage (429-153-1) at The Hawk.

YEARLY ATTENDANCE - NCAA RANKINGS

YEAR	DATES	TOTAL	RANK	AVERAGE
2014	40	112,426	23rd	2,811
2015	32	91,144	21st	2,848
2016	36	110,239	17th	3,062
2017	33	92,286	24th	2,797

MISCELLANEOUS RECORDS

- ★ Most Wins in a Season _____ 34 (2007, 2013)
- ★ Longest Win Streak _____ 15 games (2/18-3/16/07)
- ★ Longest Game (Time) _____ 5:33 vs. Louisville (5/11/10)
- ★ Longest Game (Innings) _____ 17.0 vs. Louisville (5/11/10)

A BRIEF RUN DOWN: HAWKINS FIELD

Hawkins Field serves as the home of the Vanderbilt Commodores and with recently completed facilities it stands as one of the top college baseball parks in the country. Now in its 16th season of existence, greets fans with chairback seats close to the field of play with bleacher seating in the outfield.

Nestled alongside Vanderbilt Stadium and Memorial Gymnasium on the west end of campus, the ballpark was constructed as the Commodores' first baseball-only facility in school history. It was built near the exact location of McGugin Field, which served as baseball's home field for 76 years and part-time football practice field.



THE TIM CORBIN FILE

Personal

Tim Carter Corbin

____ Born: Aug. 5, 1961, at Wolfeboro, N.H.

____ Hometown: Wolfeboro, N.H.

____ Family: Maggie (wife), daughters Molly and Hannah

Education

Ohio Wesleyan

____ Master of Arts in Athletic Administration, 1986

____ Bachelor of Arts in Physical Education, 1984

Playing Experience

Ohio Wesleyan

____ Four-year letterman as an infielder and catcher

Coaching Experience

Vanderbilt Commodores

Head Coach (2003-present)

____ 668-329-1 record (.669)

____ Highest winning % all-time among VU coaches

____ All-time winningest coach in program history

____ 2014 College World Series Champions

____ 2014 national coach of the year

____ 2015 College World Series Runner-Up

____ Three CWS Appearances (2011, 2014, 2015)

____ 12-Straight NCAA Tournament appearances

____ Record-setting 26 SEC wins in 2013

____ 55 pitchers taken in MLB Draft during Corbin era

____ 15 First-Round MLB Draft picks in Corbin era

____ D1Baseball.com's No. 1 program in 2015

____ D1Baseball.com's No. 2 program in 2017

____ 2007 SEC regular season and tournament champs

____ Three SEC regular season titles (2007, 2011, 2013)

Clemson Tigers

Associate Head Coach (2001-02)

Assistant Head Coach (1998-01)

Assistant Coach (1994-98)

____ Fourth-winningest program nationally from 1994-02

____ Nine NCAA Tournament appearances

____ Four CWS appearances (1995, 1996, 2000, 2002)

____ Recruited nine-straight top-25 Classes

____ 20 players earned All-America status

Presbyterian Blue Hose

Head Coach (1988-93)

____ Led restart of dormant program

____ Led transition from NAIA to NCAA Division II

____ 106-138 overall record

Wofford

Assistant Coach (1987)

Ohio State Buckeyes

Graduate Assistant Coach (1985-86)



In his 16th season at Vanderbilt, Tim Corbin has transformed Vanderbilt into one of the national powers of college baseball and taken the program to unprecedented success winning the school's first-ever men's national title in 2014.

Corbin's owns a 668-329-1 (.669) at Vanderbilt and became the program's all-time winningest coach on March 4. He is also first in winning percentage for coaches with 100 games or more.

Under Corbin, Vanderbilt boasts the Southeastern Conference's longest streak of consecutive NCAA Tournament appearances at 12. The Does have advanced to a Super Regional in four of the last five years.

In 2015, Vanderbilt returned to the College World Series for the third time in five years with team's fourth 50-win season in the last four making it back to the CWS Finals before losing in three games to Virginia. The Does captured the SEC East with a 20-10 mark.

The 2014 Commodores topped Virginia in the College World Series finals in three games to claim the title in just the Does' second trip to Omaha. For the third time in four years Vandy hosted NCAA Regionals and Super Regionals, topping Oregon in the Regional final and Stanford in the Super Regionals.

Vanderbilt's 2013 team was one for the ages as the Commodores matched the school record with a 54-12 record and smashed the SEC record with a 26-3 mark to win the league title.

Year	Overall	Conf.	Place	Home	Road	Neutral	SEC Tourn	NCAA
2003	27-28	14-16	T-6th	19-10	6-14	2-4	0-2	--
2004	45-19	16-14	7th	28-5	11-11	6-3	3-1	3-2
2005	34-21	13-17	8th	23-12	11-9	0-0	--	--
2006	38-27	16-14	6th	23-12	10-11	5-4	3-2	2-2
2007	54-13	22-8	1st	34-4	12-8	8-1	5-1	3-2
2008	41-22	15-14	T-4th	22-9	12-9	7-4	3-2	1-2
2009	37-27	12-17	8th	22-11	10-14	5-3	3-1	3-2
2010	46-20	16-12	5th	27-6	13-11	6-3	1-2	5-3
2011	54-12	22-8	T-1st	33-4	16-5	5-3	3-1	7-2
2012	35-28	16-14	T-5th	22-12	7-13	6-3	5-1	2-2
2013	54-12	26-3	1st	34-7	17-3	3-2	3-2	3-3
2014	51-21	17-13	6th	31-10	13-7	7-4	1-2	10-3
2015	51-21	20-10	2nd	28-8	15-7	8-6	3-2	9-2
2016	43-19	18-12	6th	31-7	9-10	3-2	2-2	0-2
2017	36-25-1	15-13-1	6th	21-11-1	10-12	5-2	0-1	3-3
2018	22-14	9-6	--	16-5	4-5	2-4	--	--
Career	668-329-1	267-191-1	--	414-133-1	176-149	78-48	35-22	51-30

ASSISTANT COACHES



SCOTT BROWN
Assoc. Head Coach



MIKE BAXTER
Assistant Coach



DAVID MACIAS
Volunteer Assistant

2018 BATTER NOTES

9 ★ Garrett Blaylock ★ Freshman

IF ★ T.C. Roberson HS ★ Asheville, N.C.

HITTING CAREER HIGHS

Hits: _____ 1, 3x, last vs. Austin Peay (2/27/18)
 Runs: _____ 2, vs. Presbyterian (2/21/18)
 RBI: _____ 2, vs. UMass-Lowell (2/23/18)
 Walks: _____
 HRs: _____
 Strikeouts: _____ 1, 4x, last at Florida (3/31/18)
 Stolen Bases: _____

NOTES

- ★ Has appeared in 11 games off the bench including six pinch-hitting roles
- ★ Last appearance was April 5 against Georgia as a pinch runner
- ★ Is batting .300 (3-for-10) with three runs and four RBIs in 11 games
- ★ Is batting .429 (3-for-7) with runners in scoring position
- ★ Drove in a season-high two runs in a 1-for-1 performance vs. UMass-Lowell on Feb. 23
- ★ Lettered four years at T.C. Roberson High School
- ★ Helped the Rams to a North Carolina State Championship as a senior
- ★ State championship MVP and Co-Conference Player of the Year as a senior

51 ★ JJ Bleday ★ Sophomore

OF ★ A. Crawford Mosley HS ★ Panama City Beach, Fla.

HITTING CAREER HIGHS

Hits: _____ 3, 4x, last vs. Eastern Kentucky (3/14/18)
 Runs: _____ 2, 4x, last at Clemson (6/5/17)
 RBI: _____ 3, 3x, last vs. St. Mary's (3/10/17)
 Walks: _____ 3, 2x, last vs. Belmont (3/21/18)
 HRs: _____ 1, 5x, last vs. Houston (3/4/18)
 Strikeouts: _____ 2, 7x, last vs. LSU (3/25/18)
 Stolen Bases: _____ 1, at Mississippi State (3/17/18)

NOTES

- ★ Has not appeared in a game since March 27 against Lipscomb due to injury
- ★ Team leader with a .372 batting average (29-for-78) in 24 games including 21 starts
- ★ Has reached base in a team-leading 13-straight games dating to March 4 vs. Houston
- ★ Has scored 14 runs and drawn 13 walks
- ★ Boasts nine multi-hit games including seven in the last 14 outings
- ★ Started 48 games and made 51 appearances as a freshman in 2017
- ★ Racked up 56 total bases and drove in 22 RBIs while batting .256 in 2017
- ★ Third team All-American by Rawlings-Perfect Game at A. Crawford Mosley H.S.
- ★ Lettered four years in baseball, two years in golf and two in swimming
- ★ Names 'speaking Russian' as his oddest talent

5 ★ Philip Clarke ★ Freshman

C ★ Christ Presbyterian Academy ★ Franklin, Tenn.

HITTING CAREER HIGHS

Hits: _____ 3, 2x, last vs. Georgia (4/5/18)
 Runs: _____ 2, 3x, last vs. Ole Miss (4/15/18)
 RBI: _____ 3, 4x, last vs. Ole Miss (4/15/18)
 Walks: _____ 4, vs. UMass-Lowell (2/23/18)
 HRs: _____ 1, 2x, last at Florida (3/30/18)
 Strikeouts: _____ 2, 3x, last at Mississippi State (3/17/18)
 Stolen Bases: _____ 2, vs. UMass-Lowell (2/25/18)

NOTES

- ★ Has appeared in 32 games including 23 starts with the nine seven at designated hitter
- ★ Batting team-best .361 (13-for-36) over the last 10 games with six runs and four RBIs
- ★ Boasts nine multi-hit games and recorded at least one hit in 23 games
- ★ Has recorded a hit in 10 of his last 12 games and reached base in five straight
- ★ Batted .444 (4-for-9) with four runs and three RBIs in three games vs. Ole Miss
- ★ Named No. 36 in SEC among D1Baseball.com's top prospects for the 2019 draft
- ★ Lettered four years at Christ Presbyterian Academy in Franklin, Tenn.
- ★ Helped lead the Lions to a runner-up finish in the Tennessee state tournament
- ★ Tennessean Baseball Player of the Year and 2017 Class AA Mr. Baseball as a senior
- ★ Team Tennessee member with teammates Aaron Brown and Mason Hickman in 2016
- ★ Says if he wasn't playing baseball he would be an astronaut

3 ★ Cooper Davis ★ Freshman

OF ★ St. Aloysius Gonzaga HS ★ Mississauga, Ontario

HITTING CAREER HIGHS

Hits: _____ 1, 2x, last vs. Georgia (4/7/18)
 Runs: _____ 1, 3x, last vs. Georgia (4/7/18)
 RBI: _____ 1, 4x, last vs. Ole Miss (4/13/18)
 Walks: _____ 1, 2x, last vs. Georgia (4/5/18)
 HRs: _____
 Strikeouts: _____ 1, vs. Georgia (4/7/18)
 Stolen Bases: _____ 1, vs. Georgia (4/7/18)

NOTES

- ★ Has made three starts -- all coming since April 5 vs. Georgia
- ★ Has driven in four runs in seven games including one as pinch-hitter last Friday
- ★ Stole first-career base and went 1-for-3 with one run on April 7 vs. Georgia
- ★ Went 1-for-2 with one run in collegiate debut on Feb. 21 against Presbyterian
- ★ Lettered four years at St. Aloysius Gonzaga in Mississauga, Ontario
- ★ Named Perfect Game Canada/Puerto Rico Region High School Senior first-team
- ★ Played for the Canadian Jr. National U18 Team in 2017

18 ★ Pat DeMarco ★ Freshman

OF ★ Winder-Barrow HS ★ Staten Island, N.Y.

HITTING CAREER HIGHS

Hits: _____ 3, 3x, last vs. Presbyterian (2/20/18)
 Runs: _____ 3, vs. Austin Peay (2/27/18)
 RBI: _____ 4, vs. Houston (3/4/18)
 Walks: _____ 2, 2x, last vs. Georgia (4/7/18)
 HRs: _____ 1, 4x, last vs. Western Kentucky (4/10/18)
 Strikeouts: _____ 3, 2x, last at Florida (3/30/18)
 Stolen Bases: _____ 1, 4x, last vs. Austin Peay (2/27/18)

NOTES

- ★ Leads Vanderbilt with 14-multi-hit games and is second with seven multi-RBI games
- ★ Has started all 36 games in the outfield for the Commodores
- ★ Team leader in hits (42) and is tied for second in RBIs (25)
- ★ Batting .315 (23-for-73) with runners aboard
- ★ Has recorded at least one hit in five of his last six games
- ★ Belted two homers and led the team with 10 total bases in four games last week
- ★ Named No. 35 in SEC among D1Baseball.com's top prospects for the 2019 draft
- ★ Moved from New York to Georgia in high school to focus on year-round baseball
- ★ High school All-American and Georgia Player of the Year at Winder-Barrow H.S.
- ★ Father played baseball for two years at St. John's University

20 ★ Ty Duvall ★ Sophomore

C ★ Lebanon HS ★ Lebanon, Ohio

HITTING CAREER HIGHS

Hits: _____ 3, vs. Western Kentucky (3/14/17)
 Runs: _____ 1, 9x, last vs. Ole Miss (4/15/18)
 RBI: _____ 4, vs. Ole Miss (4/15/18)
 Walks: _____ 2, vs. UMass-Lowell (2/23/18)
 HRs: _____ 1, at Florida (3/31/18)
 Strikeouts: _____ 2, vs. Austin Peay (2/27/18)
 Stolen Bases: _____

NOTES

- ★ Tagged game-winning, three-run double in sixth inning to clinch series vs. Ole Miss
- ★ Went 2-for-3 with a double, triple and four RBIs in Sunday's finale vs. Ole Miss
- ★ Has made four starts at catcher and appeared in 14 games
- ★ Has recorded a combined six hits in his last eight appearances
- ★ Appeared in all three games vs. Florida and belted pinch-hit home run on March 31
- ★ Made 17 appearances including four starts during 2017 freshman campaign
- ★ Finished with 12 total bases while posting a .516 on-base percentage in 2017
- ★ Lettered in baseball for four years at Lebanon High School in Lebanon, Ohio
- ★ Top prospect in the state of Ohio in 2016 according to Perfect Game
- ★ Played summer ball in high school with Andrew Benintendi (Boston Red Sox)

13 ★ Kiambu Fentress ★ Redshirt Sophomore

OF ★ Ensworth HS ★ Nashville, Tenn.

HITTING CAREER HIGHS

Hits: _____ 1, at Middle Tennessee (4/18/17)
 Runs: _____
 RBI: _____ 1, vs. Austin Peay (2/27/18)
 Walks: _____
 HRs: _____
 Strikeouts: _____ 1, 2x, last vs. UMass-Lowell (2/23/18)
 Stolen Bases: _____

NOTES

- ★ Has made seven appearances with the last coming on Feb. 27 vs. Austin Peay
- ★ Recorded first-career RBI last time out vs. Austin Peay on Feb. 27
- ★ Has appeared in the outfield in six of his seven appearances off the bench
- ★ Legged out first-career hit at Middle Tennessee on April 18, 2017
- ★ Did not participate in team activities during 2016 season
- ★ Lettered in football and baseball at Ensworth High School in Nashville
- ★ Dad is enshrined in Elon Hall of Fame after All-America career in football

99 ★ Jayson Gonzalez ★ Freshman

IF ★ Bishop Amat HS ★ Covina, Calif.

HITTING CAREER HIGHS

Hits: _____ 4, 2x, last vs. Austin Peay (2/27/18)
 Runs: _____ 2, 2x, last vs. Houston (3/4/18)
 RBI: _____ 5, vs. UMass-Lowell (2/24/18)
 Walks: _____ 1, 7x, last at UCLA (3/9/18)
 HRs: _____ 2, vs. UMass-Lowell (2/24/18)
 Strikeouts: _____ 3, 2x, last at Mississippi State (3/18/18)
 Stolen Bases: _____ 1, vs. Houston (3/4/18)

NOTES

- ★ Has made 25 starts at third base and 27 overall appearances as a freshman
- ★ Went 4-for-5 with five RBIs and two home runs on Feb. 24 vs. UMass-Lowell
- ★ Boasts five multi-RBI games and four multi-hit performances
- ★ Named SEC Freshman of the Week on March 12
- ★ In return to California, went 4-for-11 with five RBIs vs. Long Beach, UCLA and TCU
- ★ Father Wallace played baseball in the Atlanta Braves organization
- ★ Brother Wallace played for the Houston Astros organization
- ★ Named All-American, All-State and 2017 National Classic MVP as a senior
- ★ Says if he wasn't playing baseball he would be a strength coach

17 ★ Walker Grisanti ★ Junior

OF ★ Christian Brothers HS ★ Collierville, Tenn.

HITTING CAREER HIGHS

Hits: _____ 2, 4x, last at South Carolina (4/6/17)
 Runs: _____ 3, vs. Xavier (3/12/16)
 RBI: _____ 3, 2x, last vs. Austin Peay (2/27/18)
 Walks: _____ 3, at UCLA (3/9/18)
 HRs: _____ 1, 2x, last vs. Austin Peay (2/27/18)
 Strikeouts: _____ 3, 3x, last at at Florida (3/30/18)
 Stolen Bases: _____ 1, 2x, last vs. Lipscomb (3/27/18)

NOTES

- ★ Has not recorded a hit in last nine appearances (0-for-20)
- ★ Has drawn 16 walks and worked a free pass in 12 of 19 appearances
- ★ Nine of 10 starts have come in the outfield with the other (March 9) at designated hitter
- ★ Played in 21 games including making a pair of starts during 2017 sophomore season
- ★ Played in 30 games, starting 10, and hitting .349 with 10 RBIs as a freshman in 2016
- ★ Tagged pinch-hit homer in ninth inning to down Texas A&M at 2016 SEC Tournament
- ★ Perfect Game All-American and All-State in 2015 at Christian Brothers High School
- ★ Grandfather, Buddy Soefker, played football at LSU and for the Los Angeles Rams
- ★ Uncle played football at Vanderbilt

22 ★ Julian Infante ★ Junior

IF ★ Westminster Christian HS ★ Miami, Fla.

HITTING CAREER HIGHS

Hits: _____ 4, vs. Belmont (3/22/17)
 Runs: _____ 4, vs. Belmont (3/22/17)
 RBI: _____ 7, vs. Missouri (5/7/17)
 Walks: _____ 3, vs. St. Mary's (3/12/17)
 HRs: _____ 1, 17x, last at Arkansas (5/14/17)
 Strikeouts: _____ 4, 2x, last vs. UMass-Lowell (2/23/18)
 Stolen Bases: _____ 1, at Florida (3/31/18)

NOTES

- ★ Snapped 0-for-12 slump with a double in Sunday's opener vs. Ole Miss
- ★ Has started 29 games at first base and made 30 overall appearances
- ★ Reached base twice and drove in a run in series vs. Ole Miss
- ★ Named 2018 preseason All-American by Perfect Game
- ★ Led the Commodores with 66 RBI while boasting a .315 average in 2017
- ★ Drove in a career-best seven runs against Missouri on May 7, 2007
- ★ Hit six home runs in 26 games in the second half of the season in 2016
- ★ Named an All-American by Perfect Game at Westminster Christian High School
- ★ Holds Florida state record for home runs in a single season with BBCOR bats with 13
- ★ Captained high school baseball team as a junior and senior

8 ★ Alonzo Jones ★ Junior

OF ★ Columbus HS ★ Columbus, Ga.

HITTING CAREER HIGHS

Hits: _____ 3, 4x, last vs. Indiana State (2/28/18)
 Runs: _____ 3, 4x, last vs. UMass-Lowell (2/23/18)
 RBI: _____ 5, vs. San Diego (2/21/16)
 Walks: _____ 3, 2x, last vs. UT Martin (4/4/17)
 HRs: _____ 1, 2x, last vs. Austin Peay (2/27/18)
 Strikeouts: _____ 3, 6x, last vs. Western Kentucky (4/10/18)
 Stolen Bases: _____ 2, 5x, last vs. Duke (2/18/18)

NOTES

- ★ Has recorded a hit in seven of his last 10 games
- ★ Posted his team-leading second triple on Friday against Ole Miss in 1-for-3 outing
- ★ Ranks second on the team with 12 stolen bases
- ★ Made 35 appearances including 25 starts, hitting .221 during 2017 sophomore season
- ★ Named a Freshman All-American by Collegiate Baseball in 2016
- ★ Named a Perfect Game All-American at Columbus High School
- ★ Played in the 2014 Under Armour All-American game and East Coast Pro Showcase
- ★ Set the record for fastest 60-yard dash time on grass (6.17) at Perfect Game

12 ★ Connor Kaiser ★ Junior

IF ★ Blue Valley West HS ★ Overland Park, Kan.

HITTING CAREER HIGHS

Hits: _____ 3, 2x, last at Kentucky (4/2/17)
 Runs: _____ 3, 2x, last vs. UMass-Lowell (2/24/18)
 RBI: _____ 3, vs. UMass-Lowell (2/23/18)
 Walks: _____ 3, 2x, last vs. LSU (3/23/18)
 HRs: _____ 1, 2x, last vs. Western Kentucky (4/10/18)
 Strikeouts: _____ 4, at Clemson (6/3/17)
 Stolen Bases: _____ 2, 2x, last vs. UMass-Lowell (2/25/18)

NOTES

- ★ Has started 126 consecutive games at shortstop (April 9, 2016-present)
- ★ No. 114 on the nation's top college prospects for the 2018 MLB Draft (D1Baseball.com)
- ★ Team leader with nine multi-RBI games
- ★ Tied for second on the team with 10 multi-hit performances
- ★ Hitting .303 (10-for-33) with five runs and five RBIs over the last 10 games
- ★ One of three players to appear in all 62 games in 2017
- ★ Fourth on team with 25 walks while posting a .316 on-base percentage in 2017
- ★ Dad played baseball at Fort Hays State
- ★ Brother Kyle played baseball at Johnson Community College and Neosho CC
- ★ Two-sport standout in baseball and basketball at Blue Valley West High School
- ★ Earned Rawlings Gold Glove Award in 2013 while at Blue Valley West H.S.

16 ★ Austin Martin ★ Freshman

IF ★ Trinity Christian Academy HS ★ Jacksonville, Fla.

HITTING CAREER HIGHS

Hits: _____ 4, vs. Presbyterian (2/20/18)
 Runs: _____ 2, 8x, last vs. Belmont (3/21/18)
 RBI: _____ 1, 7x, last vs. Georgia (4/7/18)
 Walks: _____ 2, 6x, last vs. Ole Miss (4/15/18)
 HRs: _____ 1, vs. Duke (2/18/18)
 Strikeouts: _____ 4, vs. Indiana State (2/28/18)
 Stolen Bases: _____ 3, vs. Presbyterian (2/21/18)

NOTES

- ★ Reigning SEC Player of the Week (4 games - 6-for-13, .462 average, .588 OBP)
- ★ Team leader in on-base percentage (.483) and stolen bases (15)
- ★ Riding a team-high nine-game hitting streak and 12-game reached base streak
- ★ Batting .387 (12-for-31) with six runs during current nine-game hitting streak
- ★ Tied for second on the team with 10 multi-hit games
- ★ Has batted leadoff in 26 of the team's 36 games this season
- ★ Has started at four different positions this season (1B, 3B, LF and DH)
- ★ Lettered four years in baseball at Trinity Christian Academy
- ★ During senior season was named Rawlings-Perfect Game second-team All-American
- ★ Helped team to the Florida Class 4A State Baseball Championship as a sophomore

10 ★ Ethan Paul ★ Junior

IF ★ International School ★ Bellevue, Wash.

HITTING CAREER HIGHS

Hits: _____ 4, 2x, last vs. UMass-Lowell (2/24/18)
 Runs: _____ 3, 7x, last vs. Ole Miss (4/15/18)
 RBI: _____ 7, vs. UMass-Lowell (2/24/18)
 Walks: _____ 3, vs. Xavier (3/13/16)
 HRs: _____ 2, vs. CSUN (3/5/17)
 Strikeouts: _____ 3, 2x, last vs. LSU (3/23/18)
 Stolen Bases: _____ 2, 3x, last vs. LSU (3/23/18)

NOTES

- ★ Has started 85 consecutive games at second base (Feb. 22, 2017-present)
- ★ Team leader in doubles (10), home runs (6) and RBIs (31)
- ★ Second on the team with 60 total bases
- ★ One of three players (Connor Kaiser and Pat DeMarco) to start all 36 games this season
- ★ Started 52 games and made 53 appearances, hitting .251 in 2017
- ★ Finished third on the team with 15 doubles in 2017
- ★ 2017 Cape Cod League All-Star with the Orleans Firebirds
- ★ 2016 Freshman All-American by Collegiate Baseball after hitting .305
- ★ Perfect Game All-American in 2014 and 2015 at International School in Bellevue, Wash.

2 ★ Harrison Ray ★ Sophomore

IF ★ Lake Brantley HS ★ Longwood, Fla.

HITTING CAREER HIGHS

Hits: _____ 2, 4x, last vs. Georgia (4/6/18)
 Runs: _____ 2, vs. Missouri (5/7/17)
 RBI: _____ 2, 3x, last vs. Alabama (5/18/17)
 Walks: _____ 2, at Kentucky (4/2/17)
 HRs: _____ 1, vs. Southeastern La. (2/28/17)
 Strikeouts: _____ 3, vs. Ole Miss (4/13/18)
 Stolen Bases: _____ 2, vs. Georgia (4/6/18)

NOTES

- ★ Has made six starts this season including four since April 6
- ★ His six starts have come at three different positions (3B, LF, RF)
- ★ Batting .375 (6-for-16) with runners aboard
- ★ Struck out career-high three times on Friday vs. Ole Miss
- ★ Made 17 starts and appeared in 32 games as a freshman a season ago
- ★ Went 19-for-78 at the plate, posting a .244 average in 2017
- ★ Father was a high school wrestler and brother plays high school football
- ★ Lettered three years on the baseball team at Lake Brantley High School

19 ★ Stephen Scott ★ Junior

OF/C ★ Cardinal Gibbons HS ★ Cary, N.C.

HITTING CAREER HIGHS

Hits: _____ 3, vs. Duke (2/17/18)
 Runs: _____ 3, 4x, last vs. Ole Miss (4/15/18)
 RBI: _____ 4, 2x, last vs. Georgia (4/7/18)
 Walks: _____ 2, 9x, last vs. Georgia (4/5/18)
 HRs: _____ 1, 7x, last vs. Georgia (4/7/18)
 Strikeouts: _____ 3, vs. UMass-Lowell (2/23/18)
 Stolen Bases: _____ 2, vs. Georgia (4/5/18)

NOTES

- ★ Has appeared at catcher (19x), designated hitter (2x) and left field (2x)
- ★ Hitting .407 (11-for-27) with runners in scoring position
- ★ Hitting .350 (7-for-20) with seven RBIs, seven runs and two homers in last seven games
- ★ Scored four runs and belted a homer in Ole Miss series
- ★ Struck a three-run home run and matched a career-high four RBIs on April 7 vs. UGA
- ★ Has totaled five multi-hit performances and four multi-RBI performances this season
- ★ Hit .227 while scoring 25 runs in 38 games (32 starts) a season ago
- ★ Perfect Game All-American in 2015 at Cardinal Gibbons High School
- ★ Captain of his high school football team as a senior in 2014

43 ★ Tyler Solomon ★ Freshman

IF ★ Battlefield HS ★ Haymarket, Va.

HITTING CAREER HIGHS

Hits: _____
 Runs: _____ 1, 2x, last vs. Austin Peay (2/27/18)
 RBI: _____
 Walks: _____ 1, 2x, last vs. Austin Peay (2/27/18)
 HRs: _____
 Strikeouts: _____ 1, 2x, last vs. Presbyterian (2/21/18)
 Stolen Bases: _____

NOTES

- ★ Last appearance came on Feb. 27 against Austin Peay
- ★ Has drawn a walk two of his last three appearances, scoring each time
- ★ Lettered four years in baseball at Battlefield High School
- ★ During senior season was named All-District first-team
- ★ Born in Saudi Arabia

2018 BULLPEN NOTES

40 ★ Aaron Brown ★ Freshman

RHP ★ Mt. Juliet HS ★ Mt. Juliet, Tenn.

PITCHING CAREER HIGHS

Innings Pitched: _____ 2.0, 2x, last vs. Western Kentucky (4/10/18)
 Strikeouts: _____ 2, 3x, last vs. Western Kentucky (4/10/18)
 Hits Allowed: _____ 3, vs. Presbyterian (2/21/18)
 Walks Allowed: _____ 1, 3x, last vs. LSU (3/24/18)
 Runs Allowed: _____ 2, vs. Presbyterian (2/21/18)

NOTES

- ★ **LAST TIME OUT:** April 10 vs. Western Kentucky - 2.0 IP, 1 H, 0 R, 0 ER, 0 BB, 2 K
- ★ Has limited opponents to a .167 average (3-for-18) with runners aboard
- ★ Has made seven appearances, allowing three runs (two earned) in nine innings
- ★ Held opponents without a run in five of seven appearances
- ★ Has recorded two punch outs in three of his last four appearances
- ★ Picked up win in relief on Feb. 28 vs. Indiana State (2.0 IP, 1 H, 0 R, 1 BB, 1 K)
- ★ Lettered three years at Mt. Juliet High School
- ★ Member of Team Tennessee alongside teammates Philip Clarke and Mason Hickman

21 ★ Tyler Brown ★ Freshman

RHP ★ Olentangy Orange HS ★ Ashland, Ohio

PITCHING CAREER HIGHS

Innings Pitched: _____ 4.0, 2x, last at Mississippi State (3/18/18)
 Strikeouts: _____ 6, 2x, last at Mississippi State (3/18/18)
 Hits Allowed: _____ 6, at Florida (3/31/18)
 Walks Allowed: _____ 1, 4x, last at Middle Tennessee (4/03/18)
 Runs Allowed: _____ 6, at Florida (3/31/18)

NOTES

- ★ **LAST TIME OUT:** April 15 vs. Ole Miss - 1.0 IP, 2 H, 2 R, 2 ER, 0 BB, 0 K
- ★ Vanderbilt closer who has logged three saves -- all since March 9
- ★ Has struck out four or more hitters in five of his 10 appearances
- ★ Has not allowed a run in five of his 10 appearances
- ★ Lettered in baseball four years at Olentangy Orange High School
- ★ Drafted by the Cincinnati Reds in the 26th round of the 2017 MLB Draft

42 ★ Maddux Conger ★ Junior

RHP ★ Stephenville HS ★ Stephenville, Texas

PITCHING CAREER HIGHS

Innings Pitched: _____ 5.0, vs. Presbyterian (2/20/18)
 Strikeouts: _____ 6, vs. Evansville (2/22/17)
 Hits Allowed: _____ 7, vs. Southeastern La. (2/28/17)
 Walks Allowed: _____ 5, 2x, last vs. Austin Peay (2/27/18)
 Runs Allowed: _____ 5, 2x, last vs. Austin Peay (2/27/18)

NOTES

- ★ **LAST TIME OUT:** April 13 vs. Ole Miss - 1.0 IP, 1 H, 1 R, 1 ER, 1 BB, 0 K
- ★ Has limited opponents to a .156 average (5-for-32) with runners aboard
- ★ Has appeared out of the bullpen five-straight times after drawing the start on Feb. 20
- ★ Has struck out 13 hitters in 12.1 innings pitched while walking 11
- ★ Earned the win in lone start vs. Presbyterian on Feb. 20 (5.0 IP, 3 H, 0 R, 2 BB, 5 K)
- ★ Registered 15 appearances including three starts in 2017
- ★ Posted a 2-1 record alongside a 4.96 ERA during 32.2 innings in 2017
- ★ Pitched in nine games, allowing three runs over 11.1 innings in 2016
- ★ Dad is the head baseball coach at Tarleton State (Division II)

27 ★ Chandler Day ★ Junior

RHP ★ Watkins Memorial HS ★ Granville, Ohio

PITCHING CAREER HIGHS

Innings Pitched: _____ 9.0, vs. Lipscomb (3/28/17)
 Strikeouts: _____ 10, 2x, last vs. Georgia (4/6/18)
 Hits Allowed: _____ 8, vs. LSU (4/7/16)
 Walks Allowed: _____ 5, vs. Lipscomb (3/28/17)
 Runs Allowed: _____ 6, at Middle Tennessee (3/22/16)

NOTES

- ★ **LAST TIME OUT:** April 13 vs. Ole Miss - 2.1 IP, 5 H, 4 R, 4 ER, 2 BB, 2 K
- ★ No. 130 on the nation's top college prospects for the 2018 MLB Draft (D1Baseball.com)
- ★ Matched a career-high with 10 strikeouts in relief on April 6 against Georgia
- ★ Named among the Golden Spikes Awards' Gold Performers of the Week on Monday
- ★ Has made eight appearances and three starts this season
- ★ Posted a 7-2 record and 3.78 ERA across 13 appearances including 12 starts in 2017
- ★ Made three starts and pitched in 10 total games going 2-1 with a 4.26 ERA in 2016
- ★ Named an All-American by Perfect Game in 2015 at Watkins Memorial High School
- ★ Drafted in 30th round by the Cleveland Indians in 2015

39 ★ Jake Eder ★ Freshman

LHP ★ Calvary Christian Academy ★ Ocean Ridge, Fla.

PITCHING CAREER HIGHS

Innings Pitched: _____ 5.0, 3x, last at Middle Tennessee (4/10/18)
 Strikeouts: _____ 7, at Long Beach State (3/7/18)
 Hits Allowed: _____ 6, 2x, last at Middle Tennessee (4/10/18)
 Walks Allowed: _____ 4, at Long Beach State (3/7/18)
 Runs Allowed: _____ 4, vs. Indiana State (2/28/18)

NOTES

- ★ **LAST TIME OUT:** April 10 vs. Western Kentucky - 2.0 IP, 1 H, 0 R, 0 ER, 3 BB, 3 K
- ★ Has made eight starts this season during the midweek
- ★ Has lasted four innings in six of his eight starts
- ★ Picked up lone win in first collegiate appearance on Feb. 21 vs. Presbyterian
- ★ Drafted in the 34th round by the New York Mets of the 2017 MLB Draft
- ★ Helped Calvary Christian Academy to Class 4A Florida State Semi-Finals as a senior
- ★ Named Under Armour All-American as a junior
- ★ Named a MaxPreps Top 50 Junior in the country as a junior

32 ★ Hugh Fisher ★ Freshman

LHP ★ Briarcrest Christian HS ★ Eads, Tenn.

PITCHING CAREER HIGHS

Innings Pitched: _____ 2.0, 2x, last vs. Western Kentucky (4/10/18)
 Strikeouts: _____ 2, 3x, last vs. Ole Miss (4/15/18)
 Hits Allowed: _____ 3, vs. Ole Miss (4/15/18)
 Walks Allowed: _____ 2, vs. Western Kentucky (4/10/18)
 Runs Allowed: _____ 2, 2x, last vs. Ole Miss (4/15/18)

NOTES

- ★ **LAST TIME OUT:** April 15 vs. Ole Miss - G2 - 1.2 IP, 3 H, 2 R, 2 ER, 1 BB, 2 K
- ★ Picked up first collegiate win vs. Western Kentucky on April 10
- ★ Has made eight appearances out of the bullpen for the Commodores
- ★ Has not allowed a hit in five of his eight appearances including 2.0 innings on Feb. 20
- ★ Tossed a season-high 31 pitches in win vs. Western Kentucky (April 10)
- ★ Grandfather played football at West Virginia
- ★ As a high school freshman was named to the WBSC "AA" 15U World Cup Team USA

49 ★ AJ Franklin ★ Redshirt Sophomore

LHP ★ Wilson Central HS ★ Lebanon, Tenn.

PITCHING CAREER HIGHS

Innings Pitched: _____ 1.0, vs. UMass-Lowell (2/23/18)
 Strikeouts: _____
 Hits Allowed: _____
 Walks Allowed: _____ 1, vs. UMass-Lowell (2/23/18)
 Runs Allowed: _____

NOTES

- ★ **LAST TIME OUT:** Feb. 23 vs. UMass-Lowell - 1.0 IP, 0 H, 0 R, 0 ER, 1 BB, 0 K
- ★ Has made two appearances out of the bullpen for the Commodores
- ★ First-career appearance came on Feb. 21 vs. Presbyterian (0.2 IP, 0 H, 0 R, 0 BB, 0 K)
- ★ Missed the 2017 season with a knee injury after redshirting in 2016
- ★ Lettered in baseball (4x), basketball (3x) and football (1x) at Wilson Central H.S.
- ★ Graduated high school with a 4.0 GPA in the top 10% of his class
- ★ Dad played baseball at Motlow State and Cumberland University

35 ★ Jackson Gillis ★ Sophomore

LHP ★ Wilmington HS ★ Wilmington, Mass.

PITCHING CAREER HIGHS

Innings Pitched: _____ 3.2, vs. Duke (2/16/18)
 Strikeouts: _____ 5, vs. UMass-Lowell (2/24/18)
 Hits Allowed: _____ 4, vs. TCU (3/11/18)
 Walks Allowed: _____ 4, vs. Texas A&M (3/25/17)
 Runs Allowed: _____ 3, 3x, last at TCU (3/11/18)

NOTES

- ★ **LAST TIME OUT:** April 15 vs. Ole Miss - 1.0 IP, 0 H, 0 R, 0 ER, 0 BB, 1 K
- ★ Became first pitcher in Tim Corbin era (2003-present) to record a win and save in the same day, doing so on April 15 in doubleheader action vs. Ole Miss
- ★ Has struck out three or more hitters in six of his 10 appearances
- ★ Has not allowed a run in five of his last six appearances
- ★ Held No. 25 Duke to one hit while fanning four in 3.2 innings on 2018 Opening Day
- ★ Made 16 relief appearances, posting a 3.60 ERA in 2017
- ★ The top high school prospect in the state of Massachusetts according to Perfect Game
- ★ Captained the Wilmington High School baseball team as a senior.

33 ★ Erik Kaiser ★ Freshman

RHP ★ Waterloo HS ★ Waterloo, Ill.

PITCHING CAREER HIGHS

Innings Pitched: _____ 1.0, 2x, last at Long Beach State (3/7/18)
 Strikeouts: _____ 2, vs. Austin Peay (2/27/18)
 Hits Allowed: _____ 1, vs. Austin Peay (2/27/18)
 Walks Allowed: _____
 Runs Allowed: _____

NOTES

- ★ **LAST TIME OUT:** March 7 at Long Beach State - 1.0 IP, 0 H, 0 R, 0 ER, 0 BB, 1 K
- ★ Has not allowed an earned run in two appearances this season
- ★ Struck out two while allowing one hit in collegiate debut vs. Austin Peay on Feb. 27
- ★ Lettered three years at Waterloo High School
- ★ Dad played baseball at Missouri State and in the San Francisco Giants organization

34 ★ Zach King ★ Sophomore

LHP ★ Spring Hill HS ★ Spring Hill, Tenn.

PITCHING CAREER HIGHS

Innings Pitched: _____ 5.1, vs. Missouri (5/7/17)
 Strikeouts: _____ 5, 3x, last vs. UMass-Lowell (2/24/18)
 Hits Allowed: _____ 7, vs. UMass-Lowell (2/24/18)
 Walks Allowed: _____ 3, vs. South Carolina (5/23/17)
 Runs Allowed: _____ 3, 3x, vs. Ole Miss (4/15/18)

NOTES

- ★ **LAST TIME OUT:** April 15 vs. Ole Miss - G1 - 0.0 IP, 2 H, 3 R, 3 ER, 0 BB, 0 K
- ★ Has made 11 appearances and two starts for the Commodores this season
- ★ Recorded third save of the season on April 10 vs. Western Kentucky
- ★ Has struck out three or more hitters in six of 11 appearances
- ★ Went three-straight appearances (8.0 IP) without allowing a run between March 11-23
- ★ Lettered three years and won as many sectional titles at Spring Hill High School
- ★ Helped lead Spring Hill to the 2016 Tennessee AA state title as a senior

11 ★ Paxton Stover ★ Senior

LHP ★ Dyersburg State CC ★ Ridgely, Tenn.

PITCHING CAREER HIGHS

Innings Pitched: _____ 3.0, at Kentucky (3/31/17)
 Strikeouts: _____ 3, 4x, last vs. Belmont (3/22/17)
 Hits Allowed: _____ 4, 2x, last vs. LSU (3/24/18)
 Walks Allowed: _____ 4, 2x, last vs. Middle Tennessee (5/16/17)
 Runs Allowed: _____ 3, 3x, last vs. LSU (3/24/18)

NOTES

- ★ **LAST TIME OUT:** March 24 vs. LSU - 1.2 IP, 4 H, 3 R, 3 ER, 0 BB, 1 K
- ★ Has made five appearances out of the bullpen for the Commodores
- ★ Did not allow a run in his first four appearances before permitting three vs. LSU
- ★ Has struck out at least one batter in all five outings including two on three occasions
- ★ Made 15 relief appearances during inaugural junior season (1-0, 6.41 ERA)
- ★ Limited opponents to a .229 average while striking out 21 in 2017
- ★ Pitched in 16 games going 9-0 with a 3.08 ERA at Dyersburg State in 2016
- ★ Pitched in two games as a true freshman for Mississippi State in 2015 going 1-1
- ★ Rated the No. 2 left-handed high school pitching prospect in the state of Tennessee

31 ★ Justin Willis ★ Freshman

RHP ★ Memorial HS ★ West New York, N.J.

PITCHING CAREER HIGHS

Innings Pitched: _____ 1.1, vs. Presbyterian (2/21/18)
 Strikeouts: _____ 2, 2x, last at Mississippi State (3/17/18)
 Hits Allowed: _____ 2, vs. Presbyterian (2/21/18)
 Walks Allowed: _____ 1, 4x, last at Florida (3/30/18)
 Runs Allowed: _____ 3, vs. Belmont (3/21/18)

NOTES

- ★ **LAST TIME OUT:** March 30 at Florida - 0.0 IP, 1 H, 2 R, 2 ER, 1 BB, 0 K
- ★ Did not allow an earned run in his first four collegiate appearances
- ★ Did not permit a hit in three of his first four collegiate appearances
- ★ Has made seven appearances on the season, tossing 4.0 innings
- ★ Lettered two years at St. Joseph High School and two years at Memorial High School
- ★ Named Rawlings-Perfect Game Honorable Mention All-American
- ★ Father played Division III baseball at Stevens Institute

6 ★ Justin Wilson ★ Redshirt Sophomore

RHP ★ Vol State CC ★ Murfreesboro, Tenn.

PITCHING CAREER HIGHS

Innings Pitched: _____ 1.0, 5x, last at Florida (3/31/18)
 Strikeouts: _____ 3, vs. UMass-Lowell (2/24/18)
 Hits Allowed: _____ 1, 2x, last vs. Eastern Kentucky (3/14/18)
 Walks Allowed: _____ 2, at Long Beach State (3/7/18)
 Runs Allowed: _____ 1, 2x, last vs. Eastern Kentucky (3/14/18)

NOTES

- ★ **LAST TIME OUT:** March 31 at Florida - 1.0 IP, 0 H, 0 R, 0 ER, 1 BB, 1 K
- ★ Has not allowed a run in four of six appearances
- ★ Has limited opponents to a .125 average (1-for-8) with runners aboard
- ★ Tossed three scoreless outings in first three appearances of Vanderbilt career
- ★ Missed 2017 season while recovering from elbow surgery
- ★ Went 2-1 with a 2.51 ERA on the mound in eight games at Vol State C.C. during 2016
- ★ Dad raced against Dale Earnhardt in NASCAR and brother Austin races in Nashville
- ★ Team captain as a senior at Oakland HS in Murfreesboro, Tenn.

TEAM GAME HIGHS

BATTING

At bats:.....42	vs Austin Peay (Feb 27, 2018)
Runs scored:.....19	vs Austin Peay (Feb 27, 2018)
Hits:.....19	vs Austin Peay (Feb 27, 2018)
RBI's:.....17	vs Austin Peay (Feb 27, 2018)
Doubles:.....5	vs UMass-Lowell (Feb 23, 2018)
Triples:.....1	(6 times)
Home runs:.....3	vs UMass-Lowell (Feb 24, 2018)
.....3	vs Austin Peay (Feb 27, 2018)
Total bases:.....32	vs Austin Peay (Feb 27, 2018)
Walks:.....14	vs UMass-Lowell (Feb 23, 2018)
Strikeouts:.....16	at Florida (Mar 30, 2018)
Sac hits:.....3	at Mississippi State (Mar 16, 2018)
Sac flies:.....1	(7 times)
Stolen bases:.....7	vs UMass-Lowell (Feb 25, 2018)
Hit by pitch:.....4	vs TCU (Mar 11, 2018)
Caught stealing:.....2	(4 times)
Runners LOB:.....14	vs UMass-Lowell (Feb 23, 2018)
Hit into DP:.....2	(4 times)

FIELDING

Putouts:.....28	vs Sam Houston State (Mar 02, 2018)
Assists:.....14	vs LSU (Mar 23, 2018)
Errors:.....3	at Mississippi State (Mar 17, 2018)
.....3	vs Georgia (Apr 05, 2018)
Passed balls:.....1	vs TCU (Mar 11, 2018)
.....1	vs Lipscomb (Mar 27, 2018)
.....1	at Florida (Mar 31, 2018)
DPs turned:.....3	vs LSU (Mar 24, 2018)

PITCHING

Innings pitched:.....9.1	vs Sam Houston State (Mar 02, 2018)
Runs allowed:.....11	vs Ole Miss (Apr 13, 2018)
Earned runs:.....11	vs Ole Miss (Apr 13, 2018)
Walks allowed:.....9	at Florida (Apr 01, 2018)
Strikeouts:.....14	at Mississippi State (Mar 17, 2018)
Hits allowed:.....14	vs Ole Miss (Apr 13, 2018)
Doubles allowed:.....5	vs Houston (Mar 04, 2018)
Triples allowed:.....1	(6 times)
Homers allowed:.....4	vs Sam Houston State (Mar 02, 2018)
Wild pitches:.....4	at Florida (Mar 30, 2018)
.....4	at Florida (Apr 01, 2018)
.....4	vs Ole Miss (Apr 13, 2018)
Hit batters:.....4	vs Duke (Feb 16, 2018)

INDIVIDUAL GAME HIGHS

BATTING

At bats:.....6	Connor Kaiser vs Presbyterian (Feb 21, 2018)
.....6	Ethan Paul vs UMass-Lowell (Feb 24, 2018)
.....6	Ethan Paul vs Austin Peay (Feb 27, 2018)
Runs scored:.....3	(7 times)
Hits:.....4	(4 times)
RBI's:.....7	Ethan Paul vs UMass-Lowell (Feb 24, 2018)
Doubles:.....2	(5 times)
Triples:.....1	(6 times)
Home runs:.....2	J. Gonzalez vs UMass-Lowell (Feb 24, 2018)
Total bases:.....11	J. Gonzalez vs UMass-Lowell (Feb 24, 2018)
Walks:.....4	Philip Clarke vs UMass-Lowell (Feb 23, 2018)
Strikeouts:.....4	Julian Infante vs UMass-Lowell (Feb 23, 2018)
.....4	Austin Martin vs Indiana State (Feb 28, 2018)
Sac hits:.....2	A. Martin at Mississippi State (Mar 16, 2018)
Sac flies:.....1	(7 times)
Stolen bases:.....3	Austin Martin vs Presbyterian (Feb 21, 2018)
Hit by pitch:.....2	A. Martin vs UMass-Lowell (Feb 24, 2018)
.....2	Ethan Paul vs. Ole Miss (Apr 15, 2018)
Caught stealing:.....1	(15 times)
Runners LOB:.....7	J. Infante vs UMass-Lowell (Feb 23, 2018)

FIELDING

Putouts:.....13	Philip Clarke vs Duke (Feb 17, 2018)
.....13	Stephen Scott vs Duke (Feb 18, 2018)
.....13	Stephen Scott vs Lipscomb (Mar 27, 2018)
Assists:.....8	Connor Kaiser vs LSU (Mar 23, 2018)
Errors:.....2	Stephen Scott vs Georgia (Apr 05, 2018)
Passed balls:.....1	Stephen Scott vs TCU (Mar 11, 2018)
.....1	Stephen Scott vs Lipscomb (Mar 27, 2018)
.....1	Philip Clarke at Florida (Mar 31, 2018)

PITCHING

Innings pitched:.....7.0	Drake Fellows at UCLA (Mar 09, 2018)
.....7.0	Mason Hickman vs LSU (Mar 25, 2018)
.....7.0	Drake Fellows vs Georgia (Apr 05, 2018)
Runs allowed:.....6	Tyler Brown at Florida (Mar 31, 2018)
.....6	Drake Fellows vs Ole Miss (Apr 13, 2018)
Earned runs:.....6	Tyler Brown at Florida (Mar 31, 2018)
.....6	Drake Fellows vs Ole Miss (Apr 13, 2018)
Walks allowed:.....5	Maddux Conger vs Austin Peay (Feb 27, 2018)
.....5	D. Fellows at Mississippi State (Mar 16, 2018)
.....5	Drake Fellows vs Ole Miss (Apr 13, 2018)
Strikeouts:.....10	Chandler Day vs Georgia (Apr 06, 2018)
Hits allowed:.....8	Mason Hickman at Florida (Apr 01, 2018)
.....8	Drake Fellows vs Ole Miss (Apr 13, 2018)
Doubles allowed:.....3	Mason Hickman vs Houston (Mar 04, 2018)
.....3	Mason Hickman at Florida (Apr 01, 2018)
Triples allowed:.....1	(6 times)
Homers allowed:.....2	Jake Eder vs Indiana State (Feb 28, 2018)
.....2	J. Gillis vs Sam Houston State (Mar 02, 2018)
Wild pitches:.....3	Maddux Conger vs Austin Peay (Feb 27, 2018)
Hit batters:.....2	Jackson Gillis vs Duke (Feb 16, 2018)
.....2	Drake Fellows vs Duke (Feb 16, 2018)
.....2	Reid Schaller vs Lipscomb (Mar 27, 2018)

2018 SEASON RESULTS

Record: 22-14 Home: 16-5 Away: 4-5 Neutral: 2-4 SEC: 9-6

DATE	OPPONENT		SCORE		R-H-E	R-H-E	INNS	OVERALL	SEC	PITCHER OF RECORD	ATTEND	TIME
Feb 16, 2018	#25 DUKE	W	9-1		9-15-1	1-3-0	9	1-0-0	0-0-0	Gillis (W 1-0)	2587	3:32
Feb 17, 2018	#25 DUKE		4-5	L	4-9-0	5-9-3	9	1-1-0	0-0-0	Raby (L 0-1)	2533	3:07
Feb 18, 2018	#25 DUKE	W	9-1		9-13-0	1-6-1	9	2-1-0	0-0-0	Hickman (W 1-0)	3076	3:06
Feb 20, 2018	PRESBYTERIAN	W	7-1		7-12-0	1-5-1	9	3-1-0	0-0-0	Conger (W 1-0)	2531	2:52
Feb 21, 2018	PRESBYTERIAN	W	15-2		15-11-1	2-6-4	9	4-1-0	0-0-0	Eder (W 1-0)	2420	3:21
Feb 23, 2018	UMASS-LOWELL	W	15-0		15-13-0	0-4-1	9	5-1-0	0-0-0	Fellows (W 1-0)	2599	3:37
Feb 24, 2018	UMASS-LOWELL	W	15-2		15-16-0	2-11-1	9	6-1-0	0-0-0	Gillis (W 2-0)	2579	3:14
Feb 25, 2018	UMASS-LOWELL	W	9-2		9-11-0	2-4-1	9	7-1-0	0-0-0	T. Brown (W 1-0)	2561	3:02
Feb 27, 2018	AUSTIN PEAY	W	19-6		19-19-2	6-6-1	9	8-1-0	0-0-0	Hickman (W 2-0)	2540	2:37
Feb 28, 2018	INDIANA STATE	W	8-5		5-5-5	8-9-8	9	9-1-0	0-0-0	A. Brown (W 1-0)	2427	2:50
Mar 02, 2018	Sam Houston State		6-7	L	6-9-0	7-9-1	(10)	9-2-0	0-0-0	T. Brown (L 1-1)	4972	3:17
Mar 03, 2018	Louisiana		0-3	L	0-5-0	3-7-0	9	9-3-0	0-0-0	Raby (L 0-2)	6796	2:53
Mar 04, 2018	vs. #24 Houston	W	9-4		9-7-0	4-12-2	9	10-3-0	0-0-0	Hickman (W 3-0)	5414	3:28
Mar 07, 2018	at Long Beach State		3-4	L	3-9-1	4-4-1	9	10-4-0	0-0-0	King (L 0-1)	1712	3:30
Mar 09, 2018	at #11 UCLA	W	6-3		6-4-0	3-9-2	9	11-4-0	0-0-0	Fellows (W 2-0)	1215	3:17
Mar 11, 2018	vs. #8 TCU	W	7-4		7-9-0	4-9-0	9	12-4-0	0-0-0	Raby (W 1-2)	1109	3:26
Mar 14, 2018	EASTERN KY.		5-6	L	5-10-1	6-7-1	9	12-5-0	0-0-0	Eder (L 1-1)	2668	3:45
Mar 16, 2018	at #19 Mississippi State*	W	5-0		5-10-0	0-5-3	9	13-5-0	1-0-0	Fellows (W 3-0)	4860	3:01
Mar 17, 2018	at #19 Mississippi State*	W	10-1		10-16-4	1-7-2	9	14-5-0	2-0-0	Raby (W 2-2)	6218	3:53
Mar 18, 2018	at #19 Mississippi State*	W	4-3		4-6-0	3-6-3	9	15-5-0	3-0-0	Hickman (W 4-0)	4569	3:24
Mar 21, 2018	vs. Belmont		5-8	L	5-8-2	8-8-3	9	15-6-0	3-0-0	Eder (L 1-2)	1006	3:47
Mar 23, 2018	#19 LSU*	W	4-2		4-7-0	2-8-1	9	16-6-0	4-0-0	Fellows (W 4-0)	3136	3:15
Mar 24, 2018	#19 LSU*		2-6	L	2-7-0	6-11-0	9	16-7-0	4-1-0	Raby (L 2-3)	3211	3:54
Mar 25, 2018	#19 LSU*	W	1-0		1-4-1	0-2-0	7	17-7-0	5-1-0	Hickman (W 5-0)	3399	1:35
Mar 27, 2018	vs. Lipscomb		1-5	L	1-1-0	5-9-0	9	17-8-0	5-1-0	Eder (L 1-3)	1495	3:17
Mar 30, 2018	at #2 Florida*		4-8	L	4-5-2	8-8-1	9	17-9-0	5-2-0	Fellows (L 4-1)	3781	3:05
Mar 31, 2018	at #2 Florida*		2-10	L	2-6-0	10-12-1	9	17-10-0	5-3-0	Raby (L 2-4)	4835	3:18
Apr 01, 2018	at #2 Florida*		2-8	L	2-5-0	8-10-0	9	17-11-0	5-4-0	Hickman (L 5-1)	3736	3:15
Apr 03, 2018	at Middle Tennessee		3-4	L	3-6-0	4-9-0	7	17-12-0	5-4-0	T. Brown (L 1-2)	1528	3:17
Apr 05, 2018	#16 GEORGIA*		2-3	L	2-9-3	3-8-0	9	17-13-0	5-5-0	King (L 0-2)	2950	3:48
Apr 06, 2018	#16 GEORGIA*	W	5-3		5-7-0	3-10-0	9	18-13-0	6-5-0	Day (W 1-0)	2787	3:01
Apr 07, 2018	#16 GEORGIA*	W	8-3		8-12-0	3-7-2	9	19-13-0	7-5-0	Hickman (W 6-1)	2853	3:24
Apr 10, 2018	WESTERN KENTUCKY	W	3-2		3-6-1	2-3-0	9	20-13-0	7-5-0	Fisher (W 1-0)	2525	2:58
Apr 13, 2018	#5 OLE MISS*		3-11	L	3-7-0	11-14-0	9	20-14-0	7-6-0	Fellows (L 4-2)	3584	3:12
Apr 15, 2018	#5 OLE MISS*	W	8-7		8-8-0	7-7-1	(8)	21-14-0	8-6-0	Gillis (W 3-0)	3030	3:08
Apr 15, 2018	#5 OLE MISS*	W	8-7		8-7-1	7-11-0	7	22-14-0	9-6-0	Fisher (W 2-0)	3056	2:41

* = Conference game

() extra inning game

GAME-BY-GAME OFFENSIVE STATISTICS

DATE	OPPONENT	AB	R	H	RBI	2B	3B	HR	TB	BB	IBB	SB	CS	HBP	SAC	SF	GDP	K	PO	A	E	LOB	AVG.
Feb 16	#25 DUKE	37	9	15	8	2	0	0	17	3	0	2	0	1	0	1	1	3	27	11	1	9	.405
Feb 17	#25 DUKE	36	4	9	3	3	0	1	15	2	0	1	0	1	0	0	0	11	27	7	0	8	.329
Feb 18	#25 DUKE	36	9	13	8	1	0	1	17	5	0	2	0	1	1	0	1	6	27	8	0	10	.339
Feb 20	PRESBYTERIAN	34	7	12	6	4	0	1	19	4	0	2	1	1	0	0	1	5	27	11	0	8	.343
Feb 21	PRESBYTERIAN	39	15	11	10	3	1	1	19	10	0	6	0	1	0	0	0	4	27	9	1	11	.330
Feb 23	UMASS-LOWELL	36	15	13	14	5	0	1	21	14	0	1	0	2	0	1	0	13	27	11	0	14	.335
Feb 24	UMASS-LOWELL	39	15	16	14	3	0	3	28	6	0	4	0	3	1	0	0	12	27	6	0	10	.346
Feb 25	UMASS-LOWELL	33	9	11	8	0	1	1	16	9	0	7	0	0	0	0	2	4	27	12	0	9	.345
Feb 27	AUSTIN PEAY	42	19	19	17	4	0	3	32	9	0	5	1	1	0	0	0	9	27	11	2	9	.358
Feb 28	INDIANA STATE	32	8	9	8	4	0	2	19	3	0	0	0	0	0	1	0	11	27	6	1	4	.352
Mar 02	vs. Sam Houston St.	36	6	9	6	3	0	0	12	3	0	0	0	0	0	0	2	12	28	7	0	3	.343
Mar 03	vs. Louisiana	32	0	5	0	0	0	0	5	4	0	0	0	0	0	0	0	7	24	10	0	9	.329
Mar 04	vs. #24 Houston	31	9	7	8	2	0	1	12	10	0	2	0	3	0	0	1	8	27	5	0	11	.322
Mar 07	at Long Beach State	31	3	9	3	0	0	1	12	4	0	0	2	0	0	0	1	10	24	12	1	5	.320
Mar 09	at #11 UCLA	29	6	4	6	1	0	1	8	9	0	0	0	0	2	1	1	4	27	7	0	8	.310
Mar 11	vs. #8 TCU	36	7	9	5	1	0	0	10	3	1	2	0	4	0	0	0	12	27	9	0	9	.306
Mar 14	EASTERN KY.	37	5	10	5	0	1	0	12	5	0	0	0	3	0	0	1	9	27	7	1	13	.304
Mar 16	at #19 Mississippi St.	34	5	10	2	3	1	0	15	2	0	0	0	1	3	0	1	10	27	8	0	8	.303
Mar 17	at #19 Mississippi St.	39	10	16	8	3	0	0	19	4	0	2	2	0	1	0	2	13	27	9	3	7	.309
Mar 18	at #19 Mississippi St.	35	4	6	2	2	0	0	8	7	2	2	0	2	0	0	1	11	27	8	0	13	.303
Mar 21	vs Belmont	37	5	8	2	0	0	0	8	6	0	2	1	1	0	0	0	12	27	11	2	12	.298
Mar 23	#19 LSU	32	4	7	4	1	0	2	14	4	0	6	0	0	0	0	0	11	27	14	0	8	.295
Mar 24	#19 LSU	33	2	7	2	1	0	0	8	2	0	0	0	2	0	0	0	7	27	13	0	8	.292
Mar 25	LSU	21	1	4	0	1	0	0	5	1	0	1	0	0	1	0	0	8	21	7	1	4	.289
Mar 27	vs Lipscomb	25	1	1	1	0	0	0	1	9	0	3	1	1	0	1	0	10	24	8	0	8	.282
Mar 30	at #2 Florida	34	4	5	4	1	0	2	12	1	0	0	0	1	0	0	0	16	24	6	2	5	.277
Mar 31	at #2 Florida	34	2	6	2	1	0	1	10	4	0	2	0	0	0	0	0	10	24	4	0	9	.273
Apr 01	at #2 Florida	30	2	5	2	0	0	1	8	1	0	0	0	2	2	0	0	10	24	6	0	6	.269
Apr 03	at Middle Tennessee	25	3	6	3	2	0	1	11	3	0	0	2	2	0	0	0	6	21	6	0	6	.269
Apr 05	#16 GEORGIA	32	2	9	2	3	0	0	12	4	0	4	1	2	1	1	0	6	27	13	3	11	.269
Apr 06	#16 GEORGIA	30	5	7	5	2	0	1	12	4	0	2	1	1	0	0	0	10	27	2	0	6	.268
Apr 07	#16 GEORGIA	36	8	12	8	2	0	1	17	5	0	4	0	0	0	0	0	10	27	9	0	9	.270
Apr 10	WESTERN KENTUCKY	30	3	6	3	1	0	2	13	6	0	1	0	2	0	0	0	8	27	8	1	11	.268
Apr 13	#5 OLE MISS	31	3	7	2	0	1	0	9	3	0	0	2	0	0	0	0	9	27	12	0	4	.267
Apr 15	#5 OLE MISS	27	8	8	6	3	0	1	14	4	1	5	1	3	1	0	0	7	24	8	0	4	.268
Apr 15	#5 OLE MISS	23	8	7	8	1	1	2	16	2	0	0	0	1	1	1	0	12	21	8	1	2	.269
Totals		1184	226	318	195	63	6	31	486	175	4	68	15	42	14	7	15	326	934	309	20	291	.269

BIG INNINGS (FOUR-PLUS RUNS)

VANDERBILT (16)

Date	Opponent	Inning	Runs	Result
2/16	#25 Duke	5	5	W, 9-1
2/18	#25 Duke	6	5	W, 9-1
2/20	Presbyterian	7	4	W, 7-1
2/21	Presbyterian	8	6	W, 15-2
2/23	UMass-Lowell	4	5	W, 15-0
2/23	UMass-Lowell	8	5	W, 15-0
2/24	UMass-Lowell	5	10	W, 15-2
2/27	Austin Peay	4	8	W, 19-6
2/27	Austin Peay	8	4	W, 19-6
2/28	Indiana State	6	4	W, 8-5
3/02	vs. Sam Houston St.	5	4	L, 7-6 (10)
3/04	vs. #24 Houston	1	4	W, 9-4
3/14	Eastern Kentucky	9	4	L, 6-5
3/17	at #19 Mississippi St.	8	7	W, 10-1
3/18	at #19 Mississippi St.	5	4	W, 4-3
4/07	#16 Georgia	5	4	W, 8-3

OPPONENTS (7)

Date	Opponent	Inning	Runs	Result
3/21	vs. Belmont	5	5	L, 8-5
3/27	vs. Lipscomb	5	4	L, 5-1
3/30	at #2 Florida	7	5	L, 8-4
3/31	at #2 Florida	7	7	L, 10-2
4/01	at #2 Florida	1	4	L, 8-2
4/15	#5 Ole Miss - G1	7	4	W, 8-7
4/15	#5 Ole Miss - G2	5	4	W, 8-7

GAME-BY-GAME PITCHING STATISTICS

Date	Opponent	IP	H	R	ER	BB	SO	2B	3B	HR	WP	BK	HBP	DP	IBB	Score	W	L	SV	ERA
Feb 16	#25 DUKE	9.0	3	1	1	5	9	1	0	0	0	1	4	1	0	9-1	1	0	0	1.00
Feb 17	#25 DUKE	9.0	9	5	5	1	13	2	0	1	0	0	2	1	0	4-5	1	1	0	3.00
Feb 18	#25 DUKE	9.0	6	1	1	4	13	1	0	0	1	1	1	2	0	9-1	2	1	0	2.33
Feb 20	PRESBYTERIAN	9.0	5	1	1	2	7	1	0	0	0	0	1	1	0	7-1	3	1	0	2.00
Feb 21	PRESBYTERIAN	9.0	6	2	1	1	9	1	0	0	1	0	1	2	0	15-2	4	1	0	1.80
Feb 23	UMASS-LOWELL	9.0	4	0	0	2	11	0	0	0	0	0	1	1	0	15-0	5	1	0	1.50
Feb 24	UMASS-LOWELL	9.0	11	2	2	1	13	2	0	0	2	0	1	2	0	15-2	6	1	0	1.57
Feb 25	UMASS-LOWELL	9.0	4	2	2	1	12	0	0	0	0	0	1	0	0	9-2	7	1	0	1.62
Feb 27	AUSTIN PEAY	9.0	6	6	2	8	7	3	0	1	3	0	0	0	0	19-6	8	1	0	1.67
Feb 28	INDIANA STATE	9.0	5	5	5	2	9	0	0	3	0	0	1	0	0	8-5	9	1	0	2.00
Mar 02	vs. Sam Houston St.	9.1	9	7	7	3	12	0	0	4	0	0	1	0	0	6-7	9	2	0	2.45
Mar 03	vs. Louisiana	8.0	7	3	3	4	8	3	0	1	0	0	3	1	0	0-3	9	3	0	2.52
Mar 04	vs #24 Houston	9.0	12	4	4	0	9	5	0	1	2	0	0	0	0	9-4	10	3	0	2.63
Mar 07	at Long Beach State	8.0	4	4	4	7	8	0	0	0	2	0	0	0	0	3-4	10	4	0	2.75
Mar 09	at #11 UCLA	9.0	9	3	3	2	13	2	0	1	0	0	0	0	0	6-3	11	4	1	2.77
Mar 11	vs. #8 TCU	9.0	9	4	3	6	11	0	1	1	1	0	2	1	0	7-4	12	4	2	2.78
Mar 14	EASTERN KY.	9.0	7	6	5	6	12	2	0	0	1	0	1	0	0	5-6	12	5	2	2.91
Mar 16	at #19 Mississippi St.	9.0	5	0	0	7	10	0	0	0	1	0	0	2	0	5-0	13	5	3	2.75
Mar 17	at #19 Mississippi St.	9.0	8	1	1	2	14	1	0	1	0	0	2	0	0	10-1	14	5	3	2.66
Mar 18	at #19 Mississippi St.	9.0	6	3	3	3	10	1	0	0	1	1	0	0	0	4-3	15	5	4	2.67
Mar 21	vs Belmont	9.0	8	8	7	6	10	3	0	0	1	0	1	0	0	5-8	15	6	4	2.88
Mar 23	#19 LSU	9.0	8	2	2	4	8	0	1	0	0	0	1	2	0	4-2	16	6	5	2.84
Mar 24	#19 LSU	9.0	11	6	6	5	5	1	1	1	1	0	0	3	0	2-6	16	7	5	2.98
Mar 25	#19 LSU	7.0	2	0	0	2	9	0	0	0	0	0	0	0	0	1-0	17	7	5	2.88
Mar 27	vs Lipscomb	8.0	9	5	5	4	12	1	1	1	0	0	2	0	0	1-5	17	8	5	2.98
Mar 30	at #2 Florida	8.0	8	8	7	6	10	2	0	1	4	0	1	0	0	4-8	17	9	5	3.15
Mar 31	at #2 Florida	8.0	12	10	10	5	6	3	0	1	0	0	1	0	0	2-10	17	10	5	3.43
Apr 01	at #2 Florida	8.0	10	8	8	9	8	3	0	3	4	0	1	2	0	2-8	17	11	5	3.61
Apr 03	at Middle Tennessee	7.0	9	4	4	4	7	1	0	1	1	0	0	0	0	3-4	17	12	5	3.65
Apr 05	#16 GEORGIA	9.0	8	3	2	4	9	1	0	0	0	0	0	2	1	2-3	17	13	5	3.60
Apr 06	#16 GEORGIA	9.0	10	3	3	2	12	0	0	0	1	0	1	0	0	5-3	18	13	5	3.58
Apr 07	#16 GEORGIA	9.0	7	3	3	2	10	2	1	0	0	0	0	0	0	8-3	19	13	6	3.56
Apr 10	WESTERN KENTUCKY	9.0	3	2	0	5	12	0	0	0	0	0	1	0	0	3-2	20	13	7	3.45
Apr 13	#5 OLE MISS	9.0	14	11	11	8	9	1	1	1	4	0	2	0	0	3-11	20	14	7	3.67
Apr 15	#5 OLE MISS	8.0	7	7	7	2	3	2	0	1	0	0	2	1	0	8-7	21	14	7	3.79
Apr 15	#5 OLE MISS	7.0	11	7	7	2	8	3	0	1	1	0	0	1	0	8-7	22	14	8	3.90
Totals		311.1	272	147	135	137	348	48	6	25	32	3	35	25	1	226-147	22	14	8	3.90

GAME-BY-GAME STARTERS BY POSITION

Date	Opponent	C	1B	2B	3B	SS	LF	CF	RF	DH
Feb 16	#25 DUKE	Scott	Infante	Paul	Gonzalez	Kaiser	Jones	DeMarco	Bleday	King
Feb 17	#25 DUKE	Clarke	Infante	Paul	Gonzalez	Kaiser	Jones	DeMarco	Bleday	Day
Feb 18	#25 DUKE	Scott	Infante	Paul	Gonzalez	Kaiser	Martin	Jones	DeMarco	Fellows
Feb 20	PRESBYTERIAN	Scott	Infante	Paul	Gonzalez	Kaiser	Jones	DeMarco	Ray	Martin
Feb 21	PRESBYTERIAN	Clarke	Infante	Paul	Gonzalez	Kaiser	Jones	DeMarco	Bleday	Martin
Feb 23	UMASS-LOWELL	Scott	Infante	Paul	Gonzalez	Kaiser	Martin	Jones	DeMarco	King
Feb 24	UMASS-LOWELL	Clarke	Infante	Paul	Gonzalez	Kaiser	Jones	DeMarco	Bleday	Martin
Feb 25	UMASS-LOWELL	Scott	Martin	Paul	Gonzalez	Kaiser	Jones	DeMarco	Bleday	Fellows
Feb 27	AUSTIN PEAY	Scott	Martin	Paul	Gonzalez	Kaiser	Grisanti	Jones	DeMarco	Day
Feb 28	INDIANA STATE	Clarke	Martin	Paul	Gonzalez	Kaiser	Jones	DeMarco	Bleday	T. Brown
Mar 02	vs. Sam Houston St.	Scott	Infante	Paul	Gonzalez	Kaiser	Jones	DeMarco	Bleday	Martin
Mar 03	vs. Louisiana	Clarke	Infante	Paul	Gonzalez	Kaiser	Grisanti	DeMarco	Bleday	Martin
Mar 04	vs. #24 Houston	Scott	Martin	Paul	Gonzalez	Kaiser	Grisanti	DeMarco	Bleday	Fellows
Mar 07	at Long Beach St.	Clarke	Infante	Paul	Gonzalez	Kaiser	Grisanti	DeMarco	Bleday	Scott
Mar 09	at #11 UCLA	Clarke	Infante	Paul	Gonzalez	Kaiser	Jones	DeMarco	Bleday	Grisanti
Mar 11	vs. #8 TCU	Scott	Infante	Paul	Gonzalez	Kaiser	Grisanti	DeMarco	Bleday	Martin
Mar 14	EASTERN KY.	Duvall	Infante	Paul	Gonzalez	Kaiser	Grisanti	DeMarco	Bleday	Martin
Mar 16	at #19 Mississippi St.	Clarke	Infante	Paul	Gonzalez	Kaiser	Grisanti	DeMarco	Bleday	Martin
Mar 17	at #19 Mississippi St.	Clarke	Infante	Paul	Gonzalez	Kaiser	Grisanti	DeMarco	Bleday	Martin
Mar 18	at #19 Mississippi St.	Scott	Infante	Paul	Gonzalez	Kaiser	Martin	DeMarco	Bleday	Fellows
Mar 21	vs. Belmont	Clarke	Infante	Paul	Gonzalez	Kaiser	Martin	DeMarco	Ray	Hickman
Mar 23	#19 LSU	Scott	Infante	Paul	Martin	Kaiser	Jones	DeMarco	Bleday	Clarke
Mar 24	#19 LSU	Clarke	Infante	Paul	Martin	Kaiser	Jones	DeMarco	Bleday	Fellows
Mar 25	#19 LSU	Scott	Infante	Paul	Martin	Kaiser	Jones	DeMarco	Bleday	Clarke
Mar 27	vs. Lipscomb	Scott	Infante	Paul	Martin	Kaiser	Jones	DeMarco	Bleday	Raby
Mar 30	at #2 Florida	Scott	Infante	Paul	Martin	Kaiser	Grisanti	Jones	DeMarco	Clarke
Mar 31	at #2 Florida	Clarke	Infante	Paul	Gonzalez	Kaiser	Martin	Jones	DeMarco	Scott
Apr 01	at #2 Florida	Scott	Infante	Paul	Gonzalez	Kaiser	Martin	Jones	DeMarco	Clarke
Apr 03	at MTSU	Duvall	Infante	Paul	Gonzalez	Kaiser	Martin	Jones	DeMarco	Clarke
Apr 05	#16 GEORGIA	Scott	Infante	Paul	Martin	Kaiser	Davis	Jones	DeMarco	Clarke
Apr 06	#16 GEORGIA	Scott	Martin	Paul	Gonzalez	Kaiser	Ray	Jones	DeMarco	Clarke
Apr 07	#16 GEORGIA	Scott	Martin	Paul	Ray	Kaiser	Davis	Jones	DeMarco	Clarke
Apr 10	WKU	Duvall	Martin	Paul	Ray	Kaiser	Scott	Jones	DeMarco	Clarke
Apr 13	#5 OLE MISS	Scott	Infante	Paul	Ray	Kaiser	Martin	Jones	DeMarco	Raby
Apr 15	#5 OLE MISS	Scott	Infante	Paul	Martin	Ray	Davis	Jones	DeMarco	Clarke
Apr 15	#5 OLE MISS	Duvall	Infante	Paul	Martin	Kaiser	Scott	Jones	DeMarco	Clarke

STARTERS BREAKDOWN

(Win-Loss record in parenthesis)

PITCHER:

Drake Fellows	9	(5-4)
Jake Eder	8	(3-5)
Patrick Raby	6	(3-3)
Mason Hickman	6	(5-1)
Chandler Day	3	(3-0)
Zach King	2	(1-1)
Jackson Gillis	1	(1-0)
Maddux Conger	1	(1-0)

CATCHER:

Stephen Scott	20	(14-6)
Philip Clarke	12	(6-6)
Ty Duvall	4	(2-2)

FIRST BASE:

Julian Infante	29	(15-14)
Austin Martin	7	(7-0)

SECOND BASE:

Ethan Paul	36	(22-14)
------------	----	---------

THIRD BASE:

Jayson Gonzalez	25	(16-9)
Austin Martin	8	(4-4)
Harrison Ray	3	(2-1)

SHORTSTOP:

Connor Kaiser	36	(22-14)
---------------	----	---------

LEFT FIELD:

Alonzo Jones	13	(9-4)
Walker Grisanti	9	(5-4)
Austin Martin	8	(3-5)
Cooper Davis	3	(2-1)
Stephen Scott	2	(2-0)
Harrison Ray	1	(1-0)

CENTER FIELD:

Pat DeMarco	22	(14-8)
Alonzo Jones	14	(8-6)

RIGHT FIELD:

JJ Bleday	20	(13-7)
Pat DeMarco	14	(8-6)
Harrison Ray	2	(1-1)

DESIGNATED HITTER:

Philip Clarke	11	(7-4)
Austin Martin	9	(6-3)
Drake Fellows	5	(4-1)
Chandler Day	2	(1-1)
Zach King	2	(2-0)
Stephen Scott	2	(0-2)
Patrick Raby	2	(0-2)
Walker Grisanti	1	(1-0)
Tyler Brown	1	(1-0)
Mason Hickman	1	(0-1)

STARTERS BREAKDOWN

(Win-Loss record in parenthesis)

LEADOFF:

Austin Martin	26	(15-11)
Walker Grisanti	7	(5-2)
Pat DeMarco	2	(1-1)
Philip Clarke	1	(1-0)

2ND SPOT:

Connor Kaiser	15	(9-6)
Alonzo Jones	6	(5-1)
Ethan Paul	5	(2-3)
Austin Martin	5	(4-1)
Stephen Scott	3	(1-2)
Philip Clarke	2	(1-1)

3RD SPOT:

Ethan Paul	16	(12-4)
Pat DeMarco	12	(6-6)
Philip Clarke	6	(3-3)
JJ Bleday	1	(1-0)
Stephen Scott	1	(0-1)

CLEANUP:

Pat DeMarco	18	(14-4)
JJ Bleday	9	(6-3)
Julian Infante	5	(1-4)
Mason Hickman	1	(0-1)
Ethan Paul	1	(0-1)
Jayson Gonzalez	1	(1-0)
Philip Clarke	1	(0-1)

5TH SPOT:

Connor Kaiser	9	(5-4)
Philip Clarke	7	(5-2)
Stephen Scott	5	(3-2)
Ethan Paul	4	(2-2)
JJ Bleday	3	(1-2)
Jayson Gonzalez	2	(1-1)
Zach King	2	(2-0)
Chandler Day	1	(1-0)
Drake Fellows	1	(1-0)
Julian Infante	1	(1-0)
Patrick Raby	1	(0-1)

6TH SPOT:

Jayson Gonzalez	8	(5-3)
Connor Kaiser	8	(6-2)
Ethan Paul	6	(3-3)
Pat DeMarco	4	(1-3)
Julian Infante	3	(3-0)
Philip Clarke	3	(2-1)
Stephen Scott	1	(1-0)
Drake Fellows	1	(1-0)
Patrick Raby	1	(0-1)
Harrison Ray	1	(0-1)

7TH SPOT:

Stephen Scott	9	(6-3)
JJ Bleday	7	(5-2)
Jayson Gonzalez	6	(5-1)
Ethan Paul	3	(2-1)
Drake Fellows	2	(2-0)
Philip Clarke	2	(0-2)
Connor Kaiser	2	(1-1)
Julian Infante	2	(1-1)
Alonzo Jones	1	(0-1)
Ty Duvall	1	(0-1)
Walker Grisanti	1	(0-1)

8TH SPOT:

Jayson Gonzalez	7	(4-3)
Julian Infante	7	(3-4)
Alonzo Jones	5	(2-3)
Stephen Scott	4	(4-0)
Harrison Ray	3	(3-0)
Connor Kaiser	2	(1-1)
Ty Duvall	2	(1-1)
Philip Clarke	1	(1-0)
Cooper Davis	1	(0-1)
Walker Grisanti	1	(1-0)
Ethan Paul	1	(1-0)
Drake Fellows	1	(0-1)
Tyler Brown	1	(1-0)

9TH SPOT:

Alonzo Jones	15	(10-5)
Julian Infante	11	(6-5)
Harrison Ray	2	(1-1)
Cooper Davis	2	(2-0)
Chandler Day	1	(0-1)
Jayson Gonzalez	1	(0-1)
Austin Martin	1	(1-0)
Walker Grisanti	1	(0-1)
Stephen Scott	1	(1-0)
Ty Duvall	1	(1-0)

GAME-BY-GAME BATTING ORDER

Date	Opponent	1	2	3	4	5	6	7	8	9
Feb 16	#25 DUKE	DeMarco	Kaiser	Paul	Infante	King	Gonzalez	Bleday	Jones	Scott
Feb 17	#25 DUKE	DeMarco	Kaiser	Paul	Infante	Clarke	Gonzalez	Bleday	Jones	Day
Feb 18	#25 DUKE	Martin	Kaiser	Paul	DeMarco	Scott	Infante	Fellows	Gonzalez	Jones
Feb 20	PRESBYTERIAN	Martin	Kaiser	Paul	DeMarco	Infante	Scott	Gonzalez	Ray	Jones
Feb 21	PRESBYTERIAN	Martin	Kaiser	Paul	DeMarco	Clarke	Infante	Bleday	Gonzalez	Jones
Feb 23	UMASS-LOWELL	Martin	Kaiser	Paul	DeMarco	King	Infante	Scott	Gonzalez	Jones
Feb 24	UMASS-LOWELL	Martin	Kaiser	Paul	DeMarco	Clarke	Gonzalez	Bleday	Infante	Jones
Feb 25	UMASS-LOWELL	Martin	Kaiser	Paul	DeMarco	Fellows	Gonzalez	Bleday	Scott	Jones
Feb 27	AUSTIN PEAY	Martin	Kaiser	Paul	DeMarco	Day	Gonzalez	Scott	Grisanti	Jones
Feb 28	INDIANA STATE	Martin	Kaiser	Paul	DeMarco	Clarke	Gonzalez	Bleday	T. Brown	Jones
Mar 02	vs. Sam Houston St.	Martin	Kaiser	Paul	DeMarco	Bleday	Gonzalez	Scott	Infante	Jones
Mar 03	vs. Louisiana	Martin	Kaiser	Paul	DeMarco	Clarke	Gonzalez	Bleday	Infante	Grisanti
Mar 04	vs. #24 Houston	Grisanti	Scott	Paul	DeMarco	Bleday	Kaiser	Fellows	Gonzalez	Martin
Mar 07	at Long Beach St.	Grisanti	Scott	DeMarco	Paul	Bleday	Kaiser	Clarke	Gonzalez	Infante
Mar 09	at #11 UCLA	Grisanti	Paul	DeMarco	Bleday	Kaiser	Clarke	Gonzalez	Infante	Jones
Mar 11	vs. #8 TCU	Grisanti	Martin	DeMarco	Bleday	Gonzalez	Paul	Kaiser	Scott	Infante
Mar 14	EASTERN KY.	Grisanti	Martin	DeMarco	Bleday	Gonzalez	Paul	Kaiser	Duvall	Infante
Mar 16	at #19 Mississippi St.	Grisanti	Martin	DeMarco	Bleday	Kaiser	Paul	Gonzalez	Clarke	Infante
Mar 17	at #19 Mississippi St.	Grisanti	Martin	DeMarco	Bleday	Kaiser	Clarke	Gonzalez	Paul	Infante
Mar 18	at #19 Mississippi St.	Martin	Paul	DeMarco	Bleday	Kaiser	Fellows	Gonzalez	Scott	Infante
Mar 21	vs. Belmont	Martin	Paul	DeMarco	Hickman	Kaiser	Clarke	Gonzalez	Infante	Ray
Mar 23	#19 LSU	Martin	Clarke	DeMarco	Bleday	Kaiser	Paul	Infante	Scott	Jones
Mar 24	#19 LSU	Martin	Clarke	DeMarco	Bleday	Kaiser	Paul	Infante	Fellows	Jones
Mar 25	#19 LSU	Clarke	Martin	Bleday	DeMarco	Paul	Kaiser	Scott	Jones	Infante
Mar 27	vs. Lipscomb	Martin	Paul	DeMarco	Bleday	Kaiser	Raby	Scott	Jones	Infante
Mar 30	at #2 Florida	Martin	Scott	DeMarco	Clarke	Kaiser	Paul	Grisanti	Infante	Jones
Mar 31	at #2 Florida	Martin	Kaiser	Paul	Infante	Scott	DeMarco	Clarke	Gonzalez	Jones
Apr 01	at #2 Florida	Martin	Paul	Clarke	Infante	Scott	DeMarco	Jones	Kaiser	Gonzalez
Apr 03	at MTSU	Martin	Kaiser	Clarke	Infante	Paul	DeMarco	Duvall	Gonzalez	Jones
Apr 05	#16 GEORGIA	Martin	Jones	Clarke	DeMarco	Paul	Kaiser	Scott	Davis	Infante
Apr 06	#16 GEORGIA	Martin	Jones	Clarke	Gonzalez	Paul	DeMarco	Scott	Kaiser	Ray
Apr 07	#16 GEORGIA	Martin	Jones	Clarke	DeMarco	Scott	Kaiser	Paul	Ray	Davis
Apr 10	WKU	Martin	Jones	Clarke	DeMarco	Scott	Kaiser	Paul	Ray	Duvall
Apr 13	#5 OLE MISS	Martin	Kaiser	Scott	DeMarco	Raby	Ray	Paul	Jones	Infante
Apr 15	#5 OLE MISS	Martin	Jones	Paul	DeMarco	Clarke	Kaiser	Scott	Infante	Davis
Apr 15	#5 OLE MISS	Martin	Jones	Paul	DeMarco	Clarke	Kaiser	Scott	Duvall	Infante

VANDERBILT HOME RUNS

No.	Player	Game #	Date	Opponent	Pitcher	Runs	Inn	Outs	Count	Final
1.	Scott	2	Feb. 17	#25 Duke	Stinson, G	1	7	2	0-2	L, 5-4
2.	Martin	3	Feb. 18	#25 Duke	Stallings, M *	1	1	0	1-1	W, 9-1
3.	Paul	4	Feb. 20	Presbyterian	PARADIS, A.	1	1	2	2-1	W, 7-1
4.	Clarke	5	Feb. 21	Presbyterian	McLAUGHLIN	3	1	2	0-0	W, 15-2
5.	Bleday	6	Feb. 23	UMass-Lowell	Hoar III	1	7	2	1-0	W, 15-0
6.	Gonzalez	7	Feb. 24	UMass-Lowell	Riley	3	5	1	3-2	W, 15-2
7.	Paul	7	Feb. 24	UMass-Lowell	Constant	4	5	2	3-2	W, 15-2
8.	Gonzalez	7	Feb. 24	UMass-Lowell	Hoar III	2	8	0	2-2	W, 15-2
9.	Scott	8	Feb. 25	UMass-Lowell	Rand	3	6	1	1-2	W, 9-2
10.	Paul	9	Feb. 27	AUSTIN PEAY	Gollert	2	3	1	0-0	W, 19-6
11.	Grisanti	9	Feb. 27	AUSTIN PEAY	Rye	3	4	2	3-2	W, 19-6
12.	Bleday	9	Feb. 27	AUSTIN PEAY	Wilson	1	8	0	1-0	W, 19-6
13.	DeMarco	10	Feb. 28	INDIANA STATE	Ward	1	6	0	2-2	W, 8-5
14.	Jones	10	Feb. 28	INDIANA STATE	Ridgway	3	6	2	0-1	W, 8-5
15.	Bleday	13	Mar. 4	vs. #24 Houston	Randel	2	1	1	3-2	W, 9-4
16.	Gonzalez	14	Mar. 7	at Long Beach	S. Sanchez	1	5	0	0-1	L, 4-3
17.	Paul	15	Mar. 9	at #11 UCLA	Bird	2	2	2	2-1	W, 6-3
18.	Infante	22	Mar. 23	#19 LSU	Z. Hess	2	2	1	1-1	W, 4-2
19.	DeMarco	22	Mar. 23	#19 LSU	Z. Hess	2	3	1	1-2	W, 4-2
20.	Clarke	26	Mar. 30	at #2 Florida	Singer	1	7	0	1-0	L, 8-4
21.	Scott	26	Mar. 30	at #2 Florida	Mace	3	8	1	3-1	L, 8-4
22.	Duvall	27	Mar. 31	at #2 Florida	McMullen	1	9	0	1-1	L, 10-2
23.	Paul	28	Apr. 1	at #2 Florida	Dyson	2	3	2	3-2	L, 8-2
24.	Gonzalez	29	Apr. 3	at MTSU	Blair	3	4	1	0-1	L, 4-3
25.	DeMarco	31	Apr. 6	#16 UGA	R. Webb	1	2	0	1-2	W, 5-3
26.	Scott	32	Apr. 7	#16 UGA	Kristofak	3	7	1	1-2	W, 8-3
27.	DeMarco	33	Apr. 10	WKU	M. Martin	1	6	0	0-2	W, 3-2
28.	Kaiser	33	Apr. 10	WKU	M. Martin	2	6	0	0-0	W, 3-2
29.	Paul	35	Apr. 15	#5 OLE MISS	D. Woolfolk	1	8	0	3-2	W, 8-7
30.	DeMarco	36	Apr. 15	#5 OLE MISS	J. McArthur	1	4	0	3-1	W, 8-7
31.	Scott	36	Apr. 15	#5 OLE MISS	J. McArthur	2	4	1	0-0	W, 8-7

* - leadoff home run

HOME RUN TRACKER

Player	Career HR	Last HR	Opponent	Runs	Inn	Outs	Count	Final
Bleday	5	March 4, 2018	vs. #24 Houston	2	1	1	3-2	W, 9-4
Clarke	2	March 30, 2018	at #2 Florida	1	7	0	1-0	L, 8-4
DeMarco	5	April 15, 2018	vs. #5 Ole Miss - G2	1	4	0	3-1	W, 8-7
Duvall	1	March 31, 2018	at #2 LSU	1	9	0	1-1	L, 10-2
Gonzalez	4	April 3, 2018	at MTSU	3	4	1	0-1	L, 4-3
Grisanti	2	Feb. 27, 2018	vs. Austin Peay	3	4	2	3-2	W, 19-6
Infante	18	March 23, 2018	vs. #19 LSU	2	2	1	1-1	W, 4-2
Jones	2	Feb. 28, 2018	vs. Indiana State	3	6	2	0-1	W, 8-5
Kaiser	2	April 10, 2017	vs. WKU	2	6	0	0-0	W, 3-2
Martin	1	Feb. 18, 2018	vs. #25 Duke	1	1	0	1-1	W, 9-1
Paul	15	April 15, 2018	vs. #2 Ole Miss - G1	1	8	0	3-2	W, 8-7
Ray	1	Feb. 28, 2017	vs. Southeastern La.	2	6	0	0-0	W, 9-6
Scott	8	April 15, 2018	vs. #5 Ole Miss - G2	2	4	1	0-0	W, 8-7

HOME RUN BREAKDOWN

at Home	23
on the Road	7
at Neutral Site	1
vs. RHP	21
vs. LHP	10
vs. SEC Teams	11
vs. Non-Conference Teams	20
with 0 outs	12
with 1 out	10
with 2 outs	9
Solo HR	13
2-run HR	9
3-run HR	8
Grand Slam	1
Inside-the-Park HR	0
February	14
March	7
April	9
May	0
June	0
in 1st inning	4
in 2nd inning	3
in 3rd inning	3
in 4th inning	4
in 5th inning	3
in 6th inning	5
in 7th inning	4
in 8th inning	4
in 9th inning	1
in extra innings	0
Leadoff hitter	1
2-hole	3
3-hole	4
Cleanup	5
5-hole	3
6-hole	4
7-hole	4
8-hole	4
9-hole	1
Pinch hitter	2
to Left Field	9
to Left Center	2
to Centerfield	4
to Right Center	4
to Right Field	12
Day Games	21
Night Games	10
Starters	15
Relievers	16
To tie the game	3
To put Vanderbilt ahead	11
Walkoff HR	0
To lead off a game	1
To lead off an inning	10
Record with HR	16-6
Record without HR	6-8

VANDERBILT RECORD WHEN...

	2018
Total	22-14
Conference	9-6
Non-Conf	13-8
Home	16-5
Away	4-5
Neutral	2-4
Day	17-5
Night	5-9
vs Left	10-1
vs Right	12-13
1-Run games	5-6
2-Run games	2-0
5+Run games	12-3
Extra inns	1-1
Shutouts	3-1
Scoring 0-2 runs	1-6
Scoring 3-5 runs	5-7
Scoring 6-9 runs	11-1
Scoring 10+ runs	5-0
Opponent 0-2 runs	12-0
Opponent 3-5 runs	7-6
Opponent 6-9 runs	3-6
Opponent 10+ runs	0-2
Scored in 1st inning	9-1
Scores first	11-6
Opp. scores first	11-8
After 6 leading	22-3
After 6 trailing	0-11
After 6 tied	0-0
After 7 leading	19-2
After 7 trailing	0-10
After 7 tied	0-1
After 8 leading	19-1
After 8 trailing	0-12
After 8 tied	0-0
Hit 0 home runs	6-8
Hit 1 home run	10-5
Hit 2+ home runs	6-1
Opponent 0 home runs	14-4
Opponent 1 home run	7-8
Opponent 2+ HRs	1-2
Made 0 errors	14-9
Made 1 error	6-2
Made 2+ errors	2-3
Opp. made 0 errors	5-7
Opp. made 1 error	10-5
Opp. made 2+ errors	7-2
Out-hit opponent	15-3
Out-hit by opponent	5-8
Hits are tied	2-3

MISCELLANEOUS STATS

HITTING	Longest	Current
Austin Martin	9	9
Pat DeMarco	8	2
JJ Bleday	8	-
Ethan Paul	8	-
Connor Kaiser	7	-
Stephen Scott	7	1
Philip Clarke	6	3
Jayson Gonzalez	5	-
Alonzo Jones	5	-
Julian Infante	5	-
Walker Grisanti	4	-
Harrison Ray	2	-
Garrett Blaylock	2	-
Ty Duvall	2	1
Cooper Davis	1	-

REACHED BASE	Longest	Current
Connor Kaiser	23	-
JJ Bleday	13	13
Walker Grisanti	13	-
Ethan Paul	13	-
Austin Martin	12	12
Stephen Scott	11	7
Pat DeMarco	10	2
Philip Clarke	8	5
Jayson Gonzalez	6	-
Alonzo Jones	6	-
Julian Infante	5	-
Harrison Ray	3	-
Garrett Blaylock	2	-
Ty Duvall	2	1
Cooper Davis	2	-
Tyler Solomon	2	2

GAME SUMMARY

Record when team scores:

Runs	0	1	2	3	4	5	6	7	8	9	10+
W-L	0-1	1-1	0-4	1-3	2-2	2-2	1-1	2-0	4-0	4-0	5-0

Record when opponent scores:

Runs	0	1	2	3	4	5	6	7	8	9	10+
W-L	3-0	4-0	5-0	4-2	2-2	1-2	1-2	2-1	0-3	0-0	0-2

Record when leading after:

Inn.	1	2	3	4	5	6	7	8
W-L	9-1	9-2	13-3	15-4	18-3	22-3	19-2	19-1

Record when trailing after:

Runs	1	2	3	4	5	6	7	8
W-L	5-5	3-5	2-7	3-8	2-9	0-11	0-10	0-12

Record when tied after:

Runs	1	2	3	4	5	6	7	8
W-L	8-8	10-7	7-4	4-2	2-2	0-0	0-1	0-0

General summary:

Current winning streak	2
Longest winning streak	8
Longest losing streak	6

Home attendance	59052 (21 dates avg = 2812)
Away attendance	53246 (15 dates avg = 3549)
Total attendance	112298 (36 dates avg = 3119)

INNING-BY-INNING SUMMARY

	1	2	3	4	5	6	7	8	9	EX	Total
Vanderbilt	19	16	16	30	39	34	27	34	10	1	226
Opponents	21	9	12	12	26	13	28	14	10	2	147

MULTI-HIT GAMES	2	3	4	5+	Tot
Pat DeMarco	11	3	-	-	14
Austin Martin	6	3	1	-	10
Connor Kaiser	10	-	-	-	10
Philip Clarke	7	2	-	-	9
JJ Bleday	8	1	-	-	9
Ethan Paul	5	1	1	-	7
Stephen Scott	4	1	-	-	5
Julian Infante	4	-	-	-	4
Alonzo Jones	3	1	-	-	4
Jayson Gonzalez	2	-	2	-	4
Harrison Ray	2	-	-	-	2
Ty Duvall	1	-	-	-	1
TEAM	63	12	4	0	79

MULTI-RBI GAMES	2	3	4	5+	Tot
Connor Kaiser	8	1	-	-	9
Ethan Paul	2	3	1	1	7
Pat DeMarco	6	-	1	-	7
Jayson Gonzalez	1	2	1	1	5
Stephen Scott	1	1	2	-	4
Philip Clarke	-	4	-	-	4
JJ Bleday	1	-	-	-	1
Ty Duvall	-	-	1	-	1
Garrett Blaylock	1	-	-	-	1
Walker Grisanti	-	1	-	-	1
Julian Infante	1	-	-	-	1
Alonzo Jones	-	1	-	-	1
TEAM	21	13	6	2	42

VU ALL-TIME VS. OPPONENTS

Auburn	61-93-1
Austin Peay	54-20-2
Belmont	56-14-0
Duke	2-1-0
Eastern Kentucky	0-2-0
Evansville	33-18-0
Florida	73-137-0
Georgia	115-121-0
Houston	1-2-0
Indiana State	5-3-0
Kentucky	121-125-3
Lipscomb	51-12-0
Long Beach State	5-2-0
Louisiana	0-1-0
Louisville	22-9-0
LSU	44-59-0
Middle Tennessee	97-44-0
Mississippi State	47-69-2
Missouri	16-1-0
Ole Miss	56-57-2
Presbyterian	3-0-0
Sam Houston State	0-1-0
South Carolina	32-56-0
TCU	3-1-0
Tennessee	162-161-3
Tennessee Tech	43-22-0
UCLA	2-1-0
USC	3-1-0
UMass-Lowell	3-0-0
Western Kentucky	42-19-0

CORBIN VS. 2018 OPPONENTS

Auburn	25-9-0
Austin Peay	16-2-0
Belmont	20-6-0
Duke	2-1-0
Eastern Kentucky	0-1-0
Evansville	6-2-0
Florida	23-35-0
Georgia	36-16-0
Houston	1-0-0
Indiana State	4-1-0
Kentucky	28-16-0
Lipscomb	19-4-0
Long Beach State	5-2-0
Louisiana	0-1-0
Louisville	11-7-0
LSU	21-15-0
Middle Tennessee	24-10-0
Mississippi State	26-10-0
Missouri	16-1-0
Ole Miss	21-22-0
Presbyterian	2-0-0
Sam Houston State	0-1-0
South Carolina	27-27-0
TCU	3-1-0
Tennessee	30-17-0
Tennessee Tech	9-20
UCLA	2-1-0
USC	2-1-0
UMass-Lowell	3-0-0
Western Kentucky	13-5-0

CORBIN RECORD BY VENUE

Home	413-133-1
Away	176-149-0
Neutral	78-48-0

SERIES-BY-SERIES BATTING

	AVG.	GP	AB	R	H	2B	3B	HR	RBI	TB	SLG%	BB	HP	SO	GDP	OB%	SF	SH	SB-ATT
#25 DUKE	.339	3	109	22	37	6	0	2	19	49	.450	10	3	20	2	.407	1	1	5-5
PRESBYTERIAN	.315	2	73	22	23	7	1	2	16	38	.521	14	2	9	1	.438	0	0	8-9
UMASS-LOWELL	.370	3	108	39	40	8	1	5	36	65	.602	29	5	29	2	.517	1	1	12-12
at Mississippi State	.296	3	108	19	32	8	1	0	12	42	.389	13	3	34	4	.387	0	4	4-6
LSU	.209	3	86	7	18	3	0	2	6	27	.314	7	2	26	0	.284	0	1	7-7
at Florida	.163	3	98	8	16	2	0	4	8	30	.306	6	3	36	0	.234	0	2	2-2
GEORGIA	.286	3	98	15	28	7	0	2	15	41	.418	13	3	26	0	.383	1	1	10-12
OLE MISS	.272	3	81	19	22	4	2	3	16	39	.481	9	4	28	0	.368	1	2	5-8
at Missouri																			
SOUTH CAROLINA																			
at Auburn																			
at Tennessee																			
KENTUCKY																			

SERIES-BY-SERIES PITCHING

	ERA	W-L	GS	CG	SV	IP	H	R	ER	BB	SO	2B	3B	HR	B/AVG.
#25 DUKE	2.33	2-1	3	0	0	27.0	18	7	7	10	35	4	0	1	.194
PRESBYTERIAN	1.00	2-0	2	0	0	18.0	11	3	2	3	16	2	0	0	.177
UMASS-LOWELL	1.33	3-0	3	0	0	27.0	19	4	4	4	36	2	0	0	.198
at Mississippi State	1.33	3-0	3	0	2	27.0	19	4	4	12	34	2	0	1	.194
LSU	2.88	2-1	3	1	1	25.0	21	8	8	11	22	1	2	1	.244
at Florida	9.38	0-3	3	0	0	24.0	30	26	25	20	24	8	0	5	.309
GEORGIA	2.67	2-1	3	0	1	27.0	25	9	8	8	31	3	1	0	.245
OLE MISS	9.38	2-1	3	0	1	24.0	32	25	25	12	20	6	1	3	.333
at Missouri															
SOUTH CAROLINA															
at Auburn															
at Tennessee															
KENTUCKY															

MONTH-BY-MONTH BATTING

	AVG.	GP	AB	R	H	2B	3B	HR	RBI	TB	SLG%	BB	HP	SO	GDP	OB%	SF	SH	SB-ATT
February	.352	10	364	110	128	29	2	14	96	203	.558	65	11	78	5	.460	3	2	30-32
March	.221	17	556	74	123	20	2	8	60	171	.308	78	18	170	10	.335	2	7	22-28
April	.254	9	264	42	67	14	2	9	39	112	.424	32	13	78	0	.360	2	5	16-23
May																			
June																			

MONTH-BY-MONTH PITCHING

	ERA	W-L	GS	CG	SV	IP	H	R	ER	BB	SO	2B	3B	HR	B/AVG.
February	2.00	9-1	10	0	0	90.0	59	25	20	27	103	11	0	5	.186
March	4.31	8-9	17	1	5	146.1	134	74	70	72	167	24	4	13	.249
April	5.40	5-4	9	0	3	75.0	79	48	45	38	78	13	2	7	.275
May															
June															

HOME-AWAY-NEUTRAL BATTING

	AVG.	GP	AB	R	H	2B	3B	HR	RBI	TB	SLG%	BB	HP	SO	GDP	OB%	SF	SH	SB-ATT
Home	.305	21	696	159	212	44	5	23	141	335	.481	105	25	175	6	.412	5	6	53-60
Away	.230	9	291	39	67	13	1	7	32	103	.354	35	8	90	6	.328	1	8	6-12
Neutral	.198	6	197	28	39	6	0	1	22	48	.244	35	9	61	3	.343	1	0	9-11

HOME-AWAY-NEUTRAL PITCHING

	ERA	W-L	GS	CG	SV	IP	H	R	ER	BB	SO	2B	3B	HR	B/AVG.
Home	3.23	16-5	21	1	4	184.0	147	75	66	69	200	23	4	9	.222
Away	4.80	4-5	9	0	3	75.0	71	41	40	45	86	13	0	8	.250
Neutral	4.99	2-4	6	0	1	52.1	54	31	29	23	62	12	2	8	.276

DAY-NIGHT BATTING

	AVG.	GP	AB	R	H	2B	3B	HR	RBI	TB	SLG%	BB	HP	SO	GDP	OB%	SF	SH	SB-ATT
Day	.299	22	743	171	222	48	3	21	148	339	.456	107	24	200	10	.402	4	8	50-56
Night	.218	14	441	55	96	15	3	10	47	147	.333	68	18	126	5	.343	3	6	18-27

DAY-NIGHT PITCHING

	ERA	W-L	GS	CG	SV	IP	H	R	ER	BB	SO	2B	3B	HR	B/AVG.
Day	3.55	17-5	22	1	4	190.1	157	81	75	69	214	29	2	18	.225
Night	4.46	5-9	14	0	4	121.0	115	66	60	68	134	19	4	7	.258



The Automated ScoreBook
Overall Statistics for Vanderbilt (as of Apr 15, 2018)
(All games Sorted by Batting avg)



Record: 22-14 Home: 16-5 Away: 4-5 Neutral: 2-4 SEC: 9-6

Player	avg	gp-gs	ab	r	h	2b	3b	hr	rbi	tb	slg%	bb	hp	so	gdp	ob%	sf	sh	sb-att	po	a	e	fld%
JJ Bleday	.372	24-20	78	14	29	3	0	3	8	41	.526	13	1	17	2	.467	0	0	1-2	40	0	0	1.000
Austin Martin	.353	33-32	116	28	41	7	0	1	8	51	.440	20	9	21	1	.483	0	3	15-20	74	8	1	.988
Philip Clarke	.301	32-23	113	15	34	8	0	2	19	48	.425	17	2	19	3	.398	1	0	4-6	105	13	0	1.000
Pat DeMarco	.296	36-36	142	27	42	8	1	5	25	67	.472	10	4	31	1	.359	0	0	4-5	64	3	0	1.000
Connor Kaiser	.282	36-36	131	27	37	6	1	1	24	48	.366	24	2	30	1	.401	0	5	11-13	56	82	0	1.000
Ethan Paul	.248	36-36	129	27	32	10	0	6	31	60	.465	17	11	37	1	.380	1	1	9-10	51	84	3	.978
Jayson Gonzalez	.247	27-25	89	14	22	2	0	4	21	36	.404	7	1	33	3	.309	0	0	1-1	9	33	6	.875
Stephen Scott	.247	29-24	85	21	21	6	0	5	20	42	.494	19	4	28	1	.407	0	1	5-7	180	17	4	.980
Alonzo Jones	.233	29-27	90	16	21	4	2	1	6	32	.356	10	1	26	1	.317	0	2	12-12	50	2	0	1.000
Julian Infante	.157	30-29	102	9	16	4	0	1	10	23	.225	8	3	44	1	.233	3	1	1-1	206	13	3	.986

Ty Duvall	.353	14-4	17	5	6	2	1	1	5	13	.765	6	0	6	0	.522	0	0	0-0	57	5	0	1.000
Garrett Blaylock	.300	11-0	10	3	3	1	0	0	4	4	.400	0	0	4	0	.300	0	0	0-0	1	3	0	1.000
Harrison Ray	.250	23-6	28	4	7	1	1	0	4	10	.357	4	1	9	0	.364	0	0	2-2	7	10	1	.944
Cooper Davis	.200	8-3	10	3	2	0	0	0	4	2	.200	2	0	1	0	.308	1	0	1-1	3	0	0	1.000
Walker Grisanti	.139	19-10	36	11	5	1	0	1	5	9	.250	16	3	16	0	.429	1	1	2-3	12	0	0	1.000
Kiambu Fentress	.000	7-0	5	0	0	0	0	0	1	0	.000	0	0	2	0	.000	0	0	0-0	2	0	0	1.000
Tyler Solomon	.000	5-0	3	2	0	0	0	0	0	0	.000	2	0	2	0	.400	0	0	0-0	2	0	0	1.000
Mason Hickman	.000	1-1	0	0	0	0	0	0	0	0	.000	0	0	0	0	.000	0	0	0-0	2	2	0	1.000
Patrick Raby	.000	2-2	0	0	0	0	0	0	0	0	.000	0	0	0	0	.000	0	0	0-0	3	4	0	1.000
Tyler Brown	.000	1-1	0	0	0	0	0	0	0	0	.000	0	0	0	0	.000	0	0	0-0	0	2	0	1.000
Drake Fellows	.000	5-5	0	0	0	0	0	0	0	0	.000	0	0	0	0	.000	0	0	0-0	3	7	0	1.000
Zach King	.000	2-2	0	0	0	0	0	0	0	0	.000	0	0	0	0	.000	0	0	0-0	2	3	1	.833
Chandler Day	.000	2-2	0	0	0	0	0	0	0	0	.000	0	0	0	0	.000	0	0	0-0	1	3	0	1.000
Totals	.269	36	1184	226	318	63	6	31	195	486	.410	175	42	326	15	.380	7	14	68-83	934	309	20	.984
Opponents	.238	36	1142	147	272	48	6	25	130	407	.356	137	35	348	20	.335	13	16	30-43	905	292	39	.968

LOB - Team (291), Opp (263). DPs turned - Team (25), Opp (20). CI - Team (1), Scott 1. IBB - Team (4), Bleday 2, Scott 1, Clarke 1, Opp (1). Picked off - Clarke 1, Paul 1, Martin 1, Infante 1, Gonzalez 1.

(All games Sorted by Earned run avg)

Player	era	w-l	app	gs	cg	sho	sv	ip	h	r	er	bb	so	2b	3b	hr	b/avg	wp	hp	bk	sfa	sha
Patrick Raby	2.90	2-4	9	6	0	0/1	0	40.1	38	14	13	17	34	6	2	3	.255	2	4	0	1	2
Drake Fellows	3.27	4-2	9	9	0	0/2	0	52.1	42	20	19	25	60	5	1	2	.231	4	5	0	2	4
Mason Hickman	4.35	6-1	9	6	1	1/0	0	39.1	38	19	19	13	40	11	1	2	.253	4	0	2	2	0

Erik Kaiser	0.00	0-0	2	0	0	0/0	0	2.0	1	0	0	0	3	1	0	0	.143	0	0	0	0	0
AJ Franklin	0.00	0-0	2	0	0	0/1	0	1.2	0	0	0	1	0	0	0	0	.000	0	0	0	0	0
Hugh Fisher	1.93	2-0	8	0	0	0/0	0	9.1	6	5	2	6	8	0	0	0	.194	2	2	0	0	0
Aaron Brown	2.00	1-0	7	0	0	0/0	0	9.0	9	3	2	3	9	2	0	1	.250	0	1	0	0	0
Maddux Conger	2.92	1-0	6	1	0	0/0	0	12.1	10	8	4	11	13	4	0	1	.213	5	1	0	0	0
Justin Wilson	3.38	0-0	6	0	0	0/0	0	5.1	2	2	2	4	8	0	0	0	.133	1	2	0	1	1
Jake Eder	3.82	1-3	8	8	0	0/0	0	30.2	20	14	13	14	35	3	0	4	.185	2	1	0	1	2
Jackson Gillis	4.19	3-0	10	1	0	0/0	1	19.1	14	9	9	13	28	3	0	4	.203	2	4	1	2	2
Zach King	4.38	0-2	11	2	0	0/1	3	24.2	25	13	12	8	26	2	0	0	.272	1	4	0	1	1
Reid Schaller	4.50	0-0	10	0	0	0/0	1	12.0	13	6	6	5	15	3	1	2	.283	2	2	0	1	1
Paxton Stover	4.76	0-0	5	0	0	0/0	0	5.2	5	3	3	0	8	0	0	0	.263	1	1	0	0	2
Chandler Day	5.01	1-0	8	3	0	0/0	0	23.1	22	13	13	9	29	3	1	2	.244	5	4	0	1	1
Tyler Brown	5.85	1-2	10	0	0	0/0	3	20.0	22	13	13	4	27	5	0	3	.272	0	1	0	1	0
Justin Willis	11.25	0-0	7	0	0	0/0	0	4.0	5	5	5	4	5	0	0	1	.294	1	3	0	0	0
Totals	3.90	22-14	36	36	1	3/2	8	311.1	272	147	135	137	348	48	6	25	.238	32	35	3	13	16
Opponents	6.00	14-22	36	36	1	1/1	6	301.2	318	226	201	175	326	63	6	31	.269	41	42	10	7	14

PB - Team (3), Scott 2, Clarke 1, Opp (10). Pickoffs - Team (6), King 2, Fellows 1, Clarke 1, Stover 1, Scott 1, Opp (5). SBA/ATT - Scott (13-19), Clarke (14-16), Duvall (3-8), Eder (6-7), Raby (4-6), King (5-5), Fellows (1-5), Fisher (1-4), Hickman (3-4), Gillis (1-3), T. Brown (2-2), Conger (2-2), Schaller (1-1), Wilson (1-1), Stover (1-1), A. Brown (1-1), Willis (1-1).



Vanderbilt Baseball
 Evansville at # 7 Vanderbilt
 Feb 22, 2017 at Nashville, Tenn. (Hawkins Field)



Evansville 4 (1-3)

Vanderbilt 7 (3-1)

Player	ab	r	h	rbi	bb	so	po	a	lob
Nelson, Stewart ss	5	0	1	0	0	1	2	4	1
Tokarek, Travis dh	4	0	2	1	0	1	0	0	0
Hair, Trey 2b	5	0	0	0	0	2	1	1	1
Tanous, Andrew c	3	1	0	0	1	2	5	0	1
Williams, Korbin rf	4	0	2	0	0	1	3	0	0
Day, Jimmy 1b	3	1	1	0	1	1	7	0	0
Reeder, Nate lf	3	1	0	0	1	1	2	0	0
Crews, Kenton cf	3	0	1	2	0	1	4	0	3
Hasecuster, Conner 3b	3	1	1	0	0	1	0	1	0
Krob, Brendan ph	1	0	0	0	0	1	0	0	2
Shepherd, Craig 3b	0	0	0	0	0	0	0	0	0
Weigand, Alex p	0	0	0	0	0	0	0	1	0
Swanger, Blake p	0	0	0	0	0	0	0	0	0
Lukas, Adam p	0	0	0	0	0	0	0	0	0
Porterfield, Hunter p	0	0	0	0	0	0	0	0	0
Gomer, Brandon p	0	0	0	0	0	0	0	0	0
Brady, Ryan p	0	0	0	0	0	0	0	0	0
Totals	34	4	8	3	3	12	24	7	8

Player	ab	r	h	rbi	bb	so	po	a	lob
Jeren Kendall cf	4	1	1	0	1	2	4	1	2
Connor Kaiser ss	3	2	1	0	2	0	0	1	0
Will Toffey 3b	4	1	2	1	0	1	0	1	3
Ethan Paul 2b	3	0	0	1	1	0	0	3	1
Julian Infante 1b	4	1	1	1	0	0	7	0	1
JJ Bleday rf	3	1	0	0	1	0	3	0	0
Alonzo Jones dh	3	0	0	1	1	2	0	0	0
Jason Delay c	4	1	2	0	0	0	12	1	0
Ro Coleman lf	4	0	2	2	0	0	1	0	1
Maddux Conger p	0	0	0	0	0	0	0	0	0
Zach King p	0	0	0	0	0	0	0	0	0
Jackson Gillis p	0	0	0	0	0	0	0	0	0
Penn Murfee p	0	0	0	0	0	0	0	0	0
Matt Ruppenthal p	0	0	0	0	0	0	0	0	0
Totals	32	7	9	6	6	5	27	7	8

Score by Innings	1	2	3	4	5	6	7	8	9	R	H	E
Evansville	0	0	0	0	1	3	0	0	0	4	8	2
Vanderbilt	0	1	3	0	1	0	0	2	X	7	9	1

E - Hair(3); Weigand(1); Infante(1). DP - Commodores 1. LOB - Purple Aces 8; Commodores 8. 2B - Nelson(1); Williams(1); C. Kaiser(1). 3B - Coleman(1). HBP - Crews. SF - Tokarek(1); Toffey(2). SB - Kendall(1). CS - Bleday(1).

Evansville	ip	h	r	er	bb	so	ab	bf	np
Weigand, Alex	3.0	5	4	3	2	1	13	15	52
Swanger, Blake	1.0	0	0	0	0	1	3	3	8
Lukas, Adam	1.0	1	1	1	1	1	3	5	19
Porterfield, Hunter	1.0	1	0	0	1	0	4	5	15
Gomer, Brandon	1.2	0	1	0	0	2	6	6	24
Brady, Ryan	0.1	2	1	1	2	0	3	5	16

Vanderbilt	ip	h	r	er	bb	so	ab	bf	np
Maddux Conger	4.1	6	1	1	1	6	18	20	71
Zach King	1.2	2	3	2	1	1	7	8	33
Jackson Gillis	1.0	0	0	0	0	3	3	3	14
Penn Murfee	0.2	0	0	0	1	0	2	4	15
Matt Ruppenthal	1.1	0	0	0	0	2	4	4	14

Win - Conger (1-0). Loss - Weigand (0-1). Save - Ruppenthal (1).

WP - Lukas(1). HBP - by Murfee (Crews). Inherited runners/scored: Brady 1/1; King 1/0; Ruppenthal 2/0.

Pitches/strikes: Weigand 52/29; Swanger 8/6; Lukas 19/11; Porterfield 15/9; Gomer 24/14; Brady 16/6; Conger 71/42; King 33/25; Gillis 14/9; Murfee 15/7; Ruppenthal 14/10.

Umpires - HP: Mike Thomas 1B: Scott Cline 2B: Randy Hunley 3B: Chuck Pack

Start: 4:03 Time: 2:55 Attendance: 2550

Weather: 72, mostly cloudy

THE LAST TIME VANDERBILT...

Won 10 or more consecutive games _____ 4/20-5/16/13 (14)
 Lost five or more consecutive games _____ 3/27-4/5/18 (6)
 Scored 20 or more runs in a game _____ 21 vs. Middle Tennessee, 4/18/17
 Scored 10+ Runs in an Inning _____ 10 (5th) vs UMass-Lowell, 2/24/18
 Did Not Strikeout _____ vs. Tennessee-Martin, 2/23/05
 Hit consecutive home runs _____ Will Toffey (2R), Stephen Scott (solo) at Ole Miss, 3/18/17
 Had a triple steal _____ Ethan Paul (home), Jeren Kendall (3rd), Bryan Reynolds (2nd) vs. Auburn, 5/19/16
 Shut out consecutive opponents _____ vs. Radford (12-0), 3/9/16
 _____ vs. Xavier (7-0), 3/11/16
 Shut out the opponent _____ vs. LSU (1-0), 3/25/18
 Was shut out by the opponent at home _____ vs. Kentucky (3-0), 4/17/16
 Was shut out by the opponent on the road _____ at Clemson (6-0), 6/4/17
 Was shut out in two consecutive games _____ vs. Kentucky (14-0) (4-0), 4/23/76
 Swept a conference doubleheader _____ vs. Ole Miss, 4/15/18
 Was swept in a conference doubleheader _____ vs. Tennessee, 4/25/10
 Swept a conference series at home _____ vs. Auburn, 5/19-21/16
 Was swept in a conference series at home _____ vs. Tennessee, 5/14-16/09
 Swept a conference series (three games) on the road _____ at Mississippi State, 3/16-18/18
 Was swept in a conference series on the road _____ at Florida, 3/31-4/1/18
 Lost a conference series at home _____ vs. Florida, 3/13-15/17
 Lost a conference series on the road _____ at Florida, 3/31-4/1/18
 Threw a no hitter _____ at Western Kentucky (J. Lewis, N. Pilkington, J. Scott, M. Buschmann), 5/6/03
 Was no-hit _____ at Texas A&M (Kyle Simonds, 9.0), 5/7/16

THE LAST TIME A VANDERBILT PLAYER...

Hit two home runs in a game _____ Jayson Gonzalez vs. UMass-Lowell, 2/24/17
 Hit three home runs in a game _____ Aaron Westlake vs. Oregon State, 6/11/11
 Hit a grand slam _____ Ethan Paul vs. UMass-Lowell, 2/24/18
 Hit a walk-off home run _____ Jeren Kendall vs. Cal State Fullerton, 6/14/15
 Hit an inside the park home run _____ Will Toffey vs. Belmont, 3/22/17
 Hit for the cycle _____ Clinton Johnston vs. Kentucky, 4/28/96
 Had seven or more RBIs in a game _____ Ethan Paul (7) vs. UMass-Lowell, 2/24/18
 _____ Dominic de la Osa (7) vs. Georgia, 4/16/06
 _____ Karl Nonemaker (7) vs. Kentucky, 5/12/02
 Had five or more hits in a game _____ Tony Kemp (5) at Belmont, 2/19/13
 Had two hits in an Inning _____ Ethan Paul (8th - 1B, 2B) at Mississippi State, 3/17/18
 Had 10 or more total bases in a game _____ Jayson Gonzalez (11) vs. UMass-Lowell, 2/24/18
 Stole three or more bases in a game _____ Austin Martin (3) vs. Presbyterian, 2/21/18
 Stole Home _____ Ethan Paul vs. Auburn, 5/19/16
 Had a 10-game hit streak _____ Julian Infante (10), 3/28-4/13/17
 Had a 15-game hit streak _____ Bryan Reynolds (16), 3/10-4/3/15
 Had a 20-game hit streak _____ Xavier Turner (27), 3/4-4/22/14
 Had a 25-game hit streak _____ Xavier Turner (27), 3/4-4/22/14
 Had 10 or more strikeouts in a game _____ Chandler Day (10) vs. Georgia, 4/6/18
 Had 15 or more strikeouts in a game _____ Kevin Ziomek (15) vs. Illinois-Chicago, 3/1/13
 Pitched a complete game _____ Patrick Raby at Georgia, 4/21/17
 Pitched a seven-inning complete game _____ Mason Hickman vs. LSU, 3/25/18
 Pitched a nine-inning, complete game shutout _____ Kyle Wright vs. Florida, 4/14/17
 Pitched a seven-inning, complete game shutout _____ Mason Hickman vs. LSU, 3/25/18
 Pitched a combined shutout _____ Drake Fellows (6.0), Zach King (3.0) at Mississippi State, 3/16/18
 Pitched a no-hitter _____ Doug Wessel vs. Belmont, 4/19/1971
 Pitched a no-hitter (combined) _____ Jensen Lewis, Nick Pilkington, John Scott, Matt Buschmann at Western Ky., 5/6/03
 Pitched a perfect game _____ Jensen Lewis, Nick Pilkington, John Scott, Matt Buschmann at Western Ky., 5/6/03
 Recorded a win and save on the same day _____ Jackson Gillis vs. Ole Miss (Win - Game 1, Save - Game 2), 4/15/18

NUMERICAL ROSTER

No.	Name	Pos.	B/T	Ht.	Wt.	Cl.	Hometown/Previous School
2	Harrison Ray	IF	R/R	5-11	190	So./1L	Longwood, Fla. (Lake Brantley HS)
3	Cooper Davis	OF	L/R	5-10	185	Fr./HS	Mississauga, Ontario (St. Aloysius Gonzaga)
5	Philip Clarke	C	L/R	5-11	190	Fr./HS	Franklin, Tenn. (Christ Presbyterian Academy)
6	Justin Wilson	RHP	R/R	6-0	180	R-So./RS	Murfreesboro, Tenn. (Oakland HS/Vol State CC)
8	Alonzo Jones	OF	S/R	5-10	195	Jr./2L	Columbus, Ga. (Columbus HS)
9	Garrett Blaylock	IF	L/R	6-3	208	Fr./HS	Asheville, N.C. (T.C. Roberson HS)
10	Ethan Paul	IF	L/R	5-10	185	Jr./2L	Bellevue, Wash. (International School)
11	Paxton Stover	LHP	L/L	5-11	200	Sr./1L	Ridgely, Tenn. (Dyer County HS/Dyersburg State CC)
12	Connor Kaiser	IF	R/R	6-4	205	Jr./2L	Overland Park, Kan. (Blue Valley West HS)
13	Kiambu Fentress	OF	R/R	6-0	175	R-So./1L	Nashville, Tenn. (Ensworth School)
16	Austin Martin	IF	R/R	6-0	170	Fr./HS	Jacksonville, Fla. (Trinity Christian Academy)
17	Walker Grisanti	OF	L/R	5-10	195	Jr./2L	Collierville, Tenn. (Christian Brothers HS)
18	Pat DeMarco	OF	R/R	5-11	205	Fr./HS	Winder, Ga. (Winder Barrow HS)
19	Stephen Scott	OF/C	L/R	5-11	200	Jr./2L	Cary, N.C. (Cardinal Gibbons HS)
20	Ty Duvall	C	L/R	5-11	190	So./1L	Lebanon, Ohio (Lebanon HS)
21	Tyler Brown	RHP	R/R	6-4	242	Fr./HS	Lewis Center, Ohio (Olentangy Orange HS)
22	Julian Infante	IF	R/R	6-3	215	Jr./2L	Miami, Fla. (Westminister Christian HS)
27	Chandler Day	RHP	R/R	6-5	180	Jr./2L	Granville, Ohio (Watkins Memorial HS)
29	Patrick Raby	RHP	R/R	6-3	230	Jr./2L	Knoxville, Tenn. (Farragut HS)
31	Justin Willis	RHP	R/R	5-11	180	Fr./HS	West New York, N.J. (Memorial HS)
32	Hugh Fisher	LHP	R/L	6-5	185	Fr./HS	Eads, Tenn. (Briarcrest Christian HS)
33	Erik Kaiser	RHP	R/R	6-5	205	Fr./HS	Waterloo, Ill. (Waterloo HS)
34	Zach King	LHP	L/L	6-6	210	So./1L	Spring Hill, Tenn. (Spring Hill HS)
35	Jackson Gillis	LHP	R/L	6-3	220	So./1L	Wilmington, Mass. (Wilmington HS)
39	Jake Eder	LHP	L/L	6-4	210	Fr./HS	Ft. Lauderdale, Fla. (Calvary Christian Academy)
40	Aaron Brown	RHP	R/R	6-4	205	Fr./HS	Mt. Juliet, Tenn. (Mt. Juliet HS)
42	Maddux Conger	RHP	R/R	6-3	200	Jr./2L	Stephenville, Texas (Stephenville HS)
43	Tyler Solomon	IF	S/R	6-4	215	Fr./HS	Haymarket, Va. (Battlefield HS)
44	Mason Hickman	RHP	R/R	6-6	230	Fr./HS	Hendersonville, Tenn. (Pope John Paul II HS)
45	Reid Schaller	RHP	R/R	6-3	215	R-Fr./RS	Lebanon, Ind. (Lebanon HS)
49	AJ Franklin	LHP	L/L	6-2	180	R-So./1L	Lebanon, Tenn. (Wilson Central HS)
51	JJ Bleday	OF	L/L	6-3	205	So./1L	Panama City Beach, Fla. (A. Crawford Mosley HS)
66	Drake Fellows	RHP	L/R	6-5	210	So./1L	Plainfield, Ill. (Joliet Catholic Academy)
99	Jayson Gonzalez	INF	R/R	6-2	205	Fr./HS	Covina, Calif. (Bishop Amat HS)

Head Coach: 4 Tim Corbin (Ohio Wesleyan, 1984) - 16th Season at Vanderbilt

Associate Head Coach: 26 Scott Brown (SUNY-Cortland, 1999)

Assistant Coach: 24 Mike Baxter (Vanderbilt, 2005)

Volunteer Coach: 1 David Macias (Vanderbilt, 2008)

Athletic Trainer: Tracy Campbell (James Madison, 2008)

Strength & Conditioning Coach: Chris Ham (Illinois, 2005)

Director of Baseball Operations: Brooks Webb (Birmingham Southern, 2011)

Director of Player Development: Alex Levitt (Vanderbilt, 2010)

Video Coordinator: Brandon Barak (Illinois, 2012)

Equipment Manager: John Mardirosian (Texas, 2011)

Student Assistants: Josh Ruchotzke & Casey Stangel

Student Managers: Jack Goodrum, Chase Casali, Preston Hausser & Jackson Kelley

PRONUNCIATION CHART

JJ Bleday _____ bleh-DAY
 Kiambu Fentress _____ key-AHM-boo
 Walker Grisanti _____ greh-sahn-TEE
 Patrick Raby _____ ray-BEE
 Reid Schaller _____ SHALL-er
 Paxton Stover _____ stoe-VER

ALPHABETICAL ROSTER

#	Name	Pos.	Yr.
9	Garrett Blaylock	IF	Fr.
51	JJ Bleday	OF	Jr.
40	Aaron Brown	RHP	Fr.
21	Tyler Brown	RHP	Fr.
5	Philip Clarke	C	Fr.
42	Maddux Conger	RHP	Jr.
3	Cooper Davis	OF	Fr.
27	Chandler Day	RHP	Jr.
18	Pat DeMarco	OF	Fr.
20	Ty Duvall	C	So.
39	Jake Eder	LHP	Fr.
66	Drake Fellows	RHP	So.
13	Kiambu Fentress	OF	R-So.
32	Hugh Fisher	LHP	Fr.
49	AJ Franklin	LHP	R-So.
35	Jackson Gillis	LHP	So.
99	Jayson Gonzalez	IF	Fr.
17	Walker Grisanti	OF	Jr.
44	Mason Hickman	RHP	Fr.
22	Julian Infante	IF	Jr.
8	Alonzo Jones	OF	Jr.
12	Connor Kaiser	IF	Jr.
33	Erik Kaiser	RHP	Fr.
34	Zach King	LHP	So.
16	Austin Martin	IF	Fr.
10	Ethan Paul	IF	Jr.
29	Patrick Raby	RHP	Jr.
2	Harrison Ray	IF	So.
45	Reid Schaller	RHP	R-Fr.
19	Stephen Scott	OF/C	Jr.
43	Tyler Solomon	IF	Fr.
11	Paxton Stover	LHP	Sr.
31	Justin Willis	RHP	Fr.
6	Justin Wilson	RHP	R-So.

EXPERIENCE BREAKDOWN


Seniors (1) _____ Stover
 Juniors (9) _____ Conger, Day, Grisanti, Infante, Jones,
 _____ C. Kaiser, Paul, Raby, Scott,
 Redshirt Sophomores (3) _____ Franklin, Fentress, Wilson
 Sophomores (7) _____ Bleday, Duvall, Fellows, Gillis,
 _____ King, Ray, Sandborn
 Redshirt Freshman (1) _____ Schaller
 Freshmen (14) _____ Blaylock, A. Brown, T. Brown, Clarke,
 _____ Davis, DeMarco, Eder, Fisher, Gonzalez, Hickman,
 _____ E. Kaiser, Martin, Solomon, Willis

STATE BREAKDOWN

California (1) _____ Gonzalez
 Florida (5) _____ Bleday, Eder, Infante, Martin, Ray
 Georgia (1) _____ Alonzo Jones
 Illinois (2) _____ Fellows, E. Kaiser
 Indiana (1) _____ Schaller
 Kansas (1) _____ C. Kaiser
 Massachusetts (1) _____ Gillis
 New Jersey (1) _____ Willis
 New York (1) _____ DeMarco
 North Carolina (2) _____ Blaylock, Scott
 Ohio (3) _____ T. Brown, Day, Duvall
 Ontario, Canada (1) _____ Davis
 Tennessee (11) _____ A. Brown, Clarke
 _____ Fentress, Fisher, Franklin, Grisanti, Hickman,
 _____ King, Raby, Stover, Wilson
 Texas (1) _____ Conger
 Virginia (1) _____ Solomon
 Washington (1) _____ Paul




Harrison Ray
Fr. ★ 5-11 ★ 190 ★ R/R
IF ★ Longwood, Fla.



Cooper Davis
Fr. ★ 5-10 ★ 185 ★ L/R
OF ★ Mississauga, Ontario




Philip Clarke
Fr. ★ 5-11 ★ 190 ★ L/R
C ★ Franklin, Tenn.




Justin Wilson
R-So. ★ 6-0 ★ 175 ★ R/R
RHP ★ Murfreesboro, Tenn.



Alonzo Jones
Jr. ★ 5-10 ★ 195 ★ S/R
OF ★ Columbus, Ga.



Garrett Blaylock
Fr. ★ 6-3 ★ 200 ★ L/R
IF ★ Asheville, N.C.




Ethan Paul
Jr. ★ 5-10 ★ 185 ★ L/R
IF ★ Bellevue, Wash.



Paxton Stover
Sr. ★ 5-11 ★ 190 ★ L/L
LHP ★ Ridgely, Tenn.




Connor Kaiser
Jr. ★ 6-4 ★ 205 ★ R/R
IF ★ Overland Park, Kan.




Kiamu Fentress
R-So. ★ 6-0 ★ 175 ★ R/R
OF ★ Nashville, Tenn.




Austin Martin
Fr. ★ 6-0 ★ 170 ★ R/R
IF ★ Jacksonville, Fla.



Walker Grisanti
Jr. ★ 5-10 ★ 190 ★ L/R
OF ★ Collierville, Tenn.




Pat DeMarco
Fr. ★ 5-11 ★ 205 ★ R/R
OF ★ Staten Island, N.Y.




Stephen Scott
Jr. ★ 5-11 ★ 200 ★ L/R
OF/C ★ Cary, N.C.




Ty Duvall
So. ★ 5-11 ★ 190 ★ L/R
C ★ Lebanon, Ohio



Tyler Brown
Fr. ★ 6-4 ★ 242 ★ R/R
RHP ★ Ashland, Ohio




Julian Infante
Jr. ★ 6-3 ★ 215 ★ R/R
IF ★ Miami, Fla.



Chandler Day
Jr. ★ 6-5 ★ 180 ★ R/R
RHP ★ Granville, Ohio



Patrick Raby
Jr. ★ 6-3 ★ 230 ★ R/R
RHP ★ Knoxville, Tenn.



Justin Willis
Fr. ★ 5-11 ★ 180 ★ R/R
RHP ★ West New York, N.J.



Hugh Fisher
Fr. ★ 6-5 ★ 185 ★ R/L
LHP ★ Eads, Tenn.



Erik Kaiser
Fr. ★ 6-5 ★ 205 ★ R/R
RHP ★ Waterloo, Ill.



Zach King
So. ★ 6-6 ★ 210 ★ L/L
LHP ★ Spring Hill, Tenn.




Jackson Gillis
So. ★ 6-3 ★ 225 ★ R/L
LHP ★ Wilmington, Mass.




Jake Eder
Fr. ★ 6-4 ★ 210 ★ L/L
LHP ★ Ocean Ridge, Fla.




Aaron Brown
Fr. ★ 6-4 ★ 205 ★ R/R
RHP ★ Mt. Juliet, Tenn.




Maddux Conger
Jr. ★ 6-3 ★ 200 ★ R/R
RHP ★ Stephenville, Texas




Tyler Solomon
Fr. ★ 6-4 ★ 215 ★ S/R
C ★ Haymarket, Va.




Mason Hickman
Fr. ★ 6-6 ★ 230 ★ R/R
RHP ★ Hendersonville, Tenn.



Reid Schaller
R-Fr. ★ 6-3 ★ 210 ★ R/R
RHP ★ Lebanon, Ind.




AJ Franklin
R-So. ★ 6-2 ★ 180 ★ L/L
LHP ★ Lebanon, Tenn.



JJ Bleday
So. ★ 6-5 ★ 205 ★ L/L
OF ★ Panama City Beach, Fla.




Drake Fellows
So. ★ 6-5 ★ 205 ★ L/R
RHP ★ Plainfield, Ill.




Jayson Gonzalez
Fr. ★ 6-2 ★ 205 ★ R/R
IF ★ Covina, Calif.




Tim Corbin
Head Coach
16th Season



Scott Brown
Associate Head Coach
6th Season



Mike Baxter
Hitting Coach
1st Season



David Macias
Volunteer Assistant Coach
1st Season