



# VANDERBILT

## 2018 BASEBALL GAME NOTES



Vanderbilt Athletic Communications ★ 2601 Jess Neely Dr. Nashville, TN 37212  
Baseball Contact: Andrew Pate ★ Cell: 713.387.9119 ★ Email: andrew.pate@vanderbilt.edu  
vucommadores.com ★ twitter: @vandybaseball

### 2018 SCHEDULE/RESULTS

OVERALL: 17-11 | SEC: 5-4 | H: 11-3 | A: 4-4 | N: 2-4

#### FEBRUARY (9-1)

16	#25 DUKE	W, 9-1	SEC Network+
17	#25 DUKE	L, 5-4	
18	#25 DUKE	W, 9-1	SEC Network+
20	PRESBYTERIAN	W, 7-1	SEC Network+
21	PRESBYTERIAN	W, 15-2	SEC Network+
23	UMASS-LOWELL	W, 15-0	SEC Network+
24	UMASS-LOWELL	W, 15-2	
25	UMASS-LOWELL	W, 9-2	
27	AUSTIN PEAY	W, 19-6	
28	INDIANA STATE	W, 8-5	SEC Network+

#### MARCH (8-9)

2	vs. Sam Houston St. %	L, 7-6 (10 inn)	
3	vs. Louisiana %	L, 3-0	
4	vs. #24 Houston %	W, 9-4	
7	at Long Beach St.	L, 4-3	
9	at #11 UCLA	W, 6-3	
10	at USC	CANCELED	
11	vs. #8 TCU ^	W, 7-4	
14	EASTERN KENTUCKY	L, 6-5	SEC Network+
16	at #19 Mississippi St. *	W, 5-0	SEC Network
17	at #19 Mississippi St. *	W, 10-1	SEC Network+
18	at #19 Mississippi St. *	W, 4-3	SEC Network+
21	Belmont &	L, 8-5	
23	#19 LSU *	W, 4-2	ESPNU
24	#19 LSU *	L, 6-2	ESPNU
25	#19 LSU *	W, 1-0 (7 inn.)	ESPNU
27	vs. Lipscomb &	L, 5-1	
30	at #2 Florida *	L, 8-4	SEC Network+
31	at #2 Florida *	L, 10-2	ESPNU

#### APRIL (0-2)

1	at #2 Florida *	L, 8-2	SEC Network
3	at Middle Tennessee	L, 4-3 (7 inn.)	
5	#16 GEORGIA *	6:00 PM	ESPNU
6	#16 GEORGIA *	6:30 PM	SEC Network+
7	#16 GEORGIA *	2:00 PM	SEC Network+
10	WESTERN KENTUCKY	6:30 PM	SEC Network+
13	OLE MISS *	6:30 PM	SEC Network+
14	OLE MISS *	2:00 PM	SEC Network+
15	OLE MISS *	4:00 PM	ESPNU
17	EVANSVILLE	6:30 PM	SEC Network+
19	at Missouri *	7:00 PM	ESPNU
20	at Missouri *	6:30 PM	
21	at Missouri *	2:00 PM	
27	SOUTH CAROLINA *	6:30 PM	SEC Network+
28	SOUTH CAROLINA *	2:00 PM	SEC Network+
29	SOUTH CAROLINA *	1:00 PM	SEC Network+

#### MAY (0-0)

1	LOUISVILLE	6:00 PM	SEC Network
4	at Auburn	6:00 PM	SEC Network+
5	at Auburn	2:00 PM	SEC Network+
6	at Auburn	1:00 PM	SEC Network+
8	TENNESSEE TECH	6:30 PM	SEC Network+
11	at Tennessee	5:30 PM	
12	at Tennessee	5:00 PM	
13	at Tennessee	11:00 AM	SEC Network
15	MIDDLE TENNESSEE	6:30 PM	SEC Network+
17	KENTUCKY	6:30 PM	SEC Network+
18	KENTUCKY	2:00 PM	SEC Network+
19	KENTUCKY	1:00 PM	SEC Network+

% Minute Maid Park (Houston, Texas)  
^ Dodger Stadium (Los Angeles, Calif.)  
\*Southeastern Conference Game  
& First Tennessee Park (Nashville, Tenn.)

### #15 VANDERBILT

**2018 Record:** 17-12 Overall, 5-4 SEC  
**Home / Away / Neutral:** 11-3 / 4-5 / 2-4  
**Rankings:** D1: 15 | NCBWA 16 | Coaches: 16  
BA: 14 | CB: 17 | PG: 15  
**Head Coach:** Tim Corbin  
**Career Record:** 769-465-1 (21st)  
**Record at Vanderbilt:** 663-327-1 (16th)

### #16 GEORGIA

**2018 Record:** 22-7 Overall, 7-2 SEC  
**Home / Away / Neutral:** 17-2 / 5-5 / 0-0  
**Rankings:** D1: 16 | NCBWA 19 | Coaches: 17  
BA: 21 | CB: 8 | PG: 25  
**Head Coach:** Scott Stricklin  
**Career Record:** 476-314-1 (14th)  
**Record at UGA:** 126-126-1 (5th)

### NEED TO KNOW

- ★ After spending 16 of its last 20 games away from home, Vanderbilt opens an eight-game homestand on Thursday night against Georgia. The Commodores will play 12 of the next 15 at Hawkins Field.
- ★ Georgia will be the eighth Top 25 opponent (D1Baseball.com poll) that Vanderbilt has faced this season. The Dores boast a 10-5 record against ranked teams this season including wins against No. 25 Duke (2x), No. 24 Houston, No. 19 Mississippi State (3x), No. 19 LSU (2x), No. 11 UCLA and No. 8 TCU.
- ★ Vanderbilt is in the midst of a five-game losing streak. The drought is its longest since dropping as many consecutive games between March 16-23, 2012. The Commodores had gone 80 straight three-game regular-season series without being swept before dropping all three games at Florida last weekend.
- ★ Vanderbilt is on a historic tear defensively. The Dores rank second nationally and first in the SEC with a .985 fielding percentage. Vandy has committed just 15 errors in 1,018 total chances. The program record is .979, set in 2015.
- ★ Vandy has stolen 52 bases this season, ranking 12th nationally and first in the SEC. The Commodores have swiped exactly twice as many bags as they had through 29 games a season ago (26).
- ★ Eleven different Commodores have accounted for 24 home runs this season. Vanderbilt is one of 15 teams nationally to have 10 or more players produce a homer this year. Tennessee Tech leads the country with 15.
- ★ Georgia head coach Scott Stricklin spent two seasons (2000-01) as the pitching coach at Vanderbilt. Stricklin's final recruiting class at Vandy was ranked No. 7 nationally by Baseball America.
- ★ The Commodores have won 13 of the last 14 games against Georgia dating to 2013, and eight-consecutive three-game series against the Bulldogs dating to 2009. Vandy is 15-7 against UGA at Hawkins Field (2002-present).
- ★ Despite its recent struggles at the plate, Vanderbilt has hit .300 in 14 home games this season. The Dores have averaged 8.71 runs and 11.14 hits per game at Hawkins Field while boasting a .497 on-base percentage.
- ★ With the Major League Baseball regular season underway, Vanderbilt matched Arkansas, LSU and Mississippi State with a league-leading eight players on MLB Opening Day rosters (see page 3 for full list).

### GAME COVERAGE

Date	TV/Stream	Play-by-Play	Analyst	Radio	Play-by-Play
April 5	ESPNU	Steve Lenox	Todd Walker	WNSR 560 AM/95.9 FM	Joe Fisher

Live Stats - [vanderbilt.statbroadcast.com](http://vanderbilt.statbroadcast.com)      Twitter - @VandyBaseball / #VandyBoys

### VANDERBILT STARTING PITCHER THURSDAY



#### DRAKE FELLOWS

RHP ★ 6-5 ★ 205 ★ So./1L  
Plainfield, Ill. ★ Joliet Catholic Academy


W-L	4-1
ERA	2.72
IP	39.2
K/BB	48/18

### GEORGIA STARTING PITCHER

Thursday	G-GS	W-L	ERA	K/BB
RHP Chase Adkins	7/7	3-0	4.76	31/12

### BY THE NUMBERS SINCE 2006...

- 3** ★ College World Series appearances (2011, 2014, 2015)
- 6** ★ NCAA Super Regional appearances (2010, 2011, 2013, 2014, 2015, 2017)
- 12** ★ straight NCAA Tournament appearances (longest active streak in the SEC)
- 14** ★ players selected in the first round of the Major League Baseball Draft (nation's most)
- 48** ★ NCAA Tournament victories (most in the SEC)



## SERIES HISTORY

## GEORGIA BULLDOGS (113-120)

## LAST 10 MEETINGS (9-1)

Date	Location	Result
4/27/14	Nashville, Tenn.	W, 6-1
4/03/15	Athens, Ga.	W, 9-7
4/04/15	Athens, Ga.	W, 11-7
4/05/15	Athens, Ga.	W, 4-2
4/29/16	Nashville, Tenn.	W, 15-3
4/30/16	Nashville, Tenn.	W, 10-3
5/01/16	Nashville, Tenn.	W, 10-3
4/21/17	Athens, Ga.	W, 8-1
4/22/17	Athens, Ga.	L, 1-0
4/22/17	Athens, Ga.	W, 10-5

## STATISTICAL LEADERS



VANDERBILT	CATEGORY	GEORGIA
<b>JJ Bleday</b> .372 avg.	<b>Batting avg.</b>	<b>Michael Curry</b> .358 avg.
<b>Pat DeMarco</b> 36 hits	<b>Hits</b>	<b>Michael Curry</b> 39 hits
<b>Martin/Paul</b> 23 runs	<b>Runs Scored</b>	<b>Keegan McGovern</b> 37 runs
<b>DeMarco/Paul</b> 8 doubles	<b>Doubles</b>	<b>Cam Shepherd</b> 10 doubles
<b>Four players</b> 1 triple	<b>Triples</b>	<b>Aaron Schunk</b> 2 triples
<b>Ethan Paul</b> 5 home runs	<b>Home Runs</b>	<b>Keegan McGovern</b> 10 home runs
<b>Connor Kaiser</b> 20 walks	<b>Walks</b>	<b>Keegan McGovern</b> 25 walks
<b>Austin Martin</b> 11 stolen bases	<b>Stolen Bases</b>	<b>Tucker Bradley</b> 9 stolen bases
<b>Mason Hickman</b> 5 wins	<b>Wins</b>	<b>Tony Loccy</b> 5 wins
<b>Patrick Raby</b> 2.67 ERA	<b>ERA</b>	<b>Emerson Hancock</b> 3.29 ERA
<b>Drake Fellows</b> 39.2 IP	<b>Innings Pitched</b>	<b>Emerson Hancock</b> 38.1 IP
<b>Drake Fellows</b> 48 strikeouts	<b>Strikeouts</b>	<b>Emerson Hancock</b> 34 strikeouts

## STATISTICAL COMPARISON



VANDERBILT	CATEGORY	GEORGIA
17-12	<b>Record</b>	22-7
.269	<b>Batting Avg.</b>	.291
6.51	<b>Runs/Game</b>	7.31
9.03	<b>Hits/Game</b>	10.0
51	<b>Doubles</b>	49
4	<b>Triples</b>	4
24	<b>Home Runs</b>	27
161	<b>RBI</b>	196
147	<b>Walks</b>	135
52-62	<b>SB-ATT</b>	26-30
3.65	<b>ERA</b>	3.40
3	<b>Shutouts Thrown</b>	6
285	<b>Strikeouts</b>	264
.232	<b>Opp. Batting Avg.</b>	.224
.985	<b>Fielding Pct.</b>	.977

## VANDERBILT RE-VU

- ★ Middle Tennessee secured a 4-3, seven-inning victory in a matchup cut short due to inclement weather on Tuesday night.
- ★ The Dores appeared to have a come-from-behind victory within its grasp as **Alonzo Jones** struck a two-out grand slam in the eighth inning for a 7-4 Vanderbilt advantage. Moments later, with two down and a full count on **Austin Martin**, the game was stopped due to weather in the area. The game was officially called just over an hour later and by rule reverted back to its previous completed inning, erasing the results from the top half of the eighth.

## INSIDE THE MATCHUP VS. GEORGIA

- ★ Vanderbilt and Georgia meet for the 234th time in the history of the two programs on Thursday night.
- ★ The Bulldogs own a 120-113 edge in the all-time series but the Commodores have won 13 of the last 14 dating to 2013.
- ★ The Commodores are 34-15 in the **Tim Corbin** era (2003-present) against Georgia. Vanderbilt has won eight straight series against Georgia dating to the 2009 season. Vandy has swept UGA three times in that span.
- ★ The two teams have met each season since 1958 in a series that dates to 1896.
- ★ Vandy took 2-of-3 a season ago, capturing the series with a 10-5 victory in the finale. Dores have produced double-digit runs in five of the last eight games against UGA and have averaged 8.3 runs per game in the last 10 matchups.

## VANDY IN THE NATIONAL STATISTICAL RANKINGS

Statistic	Rank	Value	Statistic	Rank	Value
Fielding Percentage	2nd	.985	Base on Balls	30th	147
Strikeouts per Nine Inn.	11th	10.2	Hits Allowed per Nine Inn.	33rd	7.59
Stolen Bases	12th	52	WHIP	45th	1.29
Stolen Bases Per Game	18th	1.79	Runs	45th	189
Shutouts	22nd	3	Strikeout-to-Walk Ratio	47th	2.54

## NATION'S TOP FRESHMEN OFF TO SIZZLING START

- ★ Vanderbilt's freshman class was named tops in the country by Baseball America last November.
- ★ Five Vanderbilt freshmen made starts this season while 15 total have made appearances. The unit is hitting .301 (118-for-391) and has accounted for 42 percent of the Dores' RBIs (68) and 40 percent of the teams runs (76). Freshmen pitchers have posted an 8-5 record and 4.14 ERA with 118 strikeouts in 104.1 innings.
- ★ D1Baseball.com's list of 30 impact freshmen entering 2018 includes Vandy's **Jake Eder** (No. 16), **Jayson Gonzalez** (No. 18), **Philip Clarke** (No. 19) and **Pat DeMarco** (No. 25). With four players on the list, the Dores trail only Florida (5).

## DON'T TRY THIS AT HOME

- ★ The Commodores have produced an 11-3 record at home this season while posting a .300 batting average and .497 on-base percentage. Here's a look at the top performers from the Commodores' 14 home games in 2018:

Player	Avg.	GP-GS	AB	R	H	2B	RBI	TB
Pat DeMarco	.418	14-14	55	14	23	6	10	35
Austin Martin	.395	13-12	43	13	17	3	4	23
Ethan Paul	.364	14-14	55	18	20	5	20	34

## GOLDEN BOYS

- ★ For a fourth-straight year, multiple Vandy players have been named to the Golden Spikes Award Preseason Watch List.
- ★ **Julian Infante** and **Patrick Raby** are among those featured. The award was first presented in 1978 and is given to an amateur player who best exhibits and combines "exceptional on-field ability and exemplary sportsmanship." The award is considered the most prestigious in amateur baseball.
- ★ Five Commodores have been named finalists for the Golden Spikes Award -- all coming since the 2007 season -- including **David Price**, who took home the honor in 2007. Other finalists include **Pedro Alvarez** (2007), **Tyler Beede** (2013), **Carson Fulmer** (2015) and **Dansby Swanson** (2015).

## COMMODORE NATION

- ★ Vanderbilt is one of five teams nationally to start a lineup featuring players from nine or more different states, joining Army, Elon, Kentucky and Western Kentucky. Vandy's 35-man roster boasts players from 15 different states as well as Canada with freshman **Cooper Davis** hailing from Mississauga, Ontario.

## VANDY PICKED TO FINISH THIRD IN SEC EAST

- ★ Vanderbilt was picked to finish third in the SEC East by the league's head coaches after taking third a season ago.
- ★ Florida was picked as the preseason favorite to win both the East and the SEC with a total of 91 points and 13-of-14 first-place votes. Arkansas was picked to win the West behind 12 first-place votes and a total of 90 points.

EASTERN DIVISION	POINTS	WESTERN DIVISION	POINTS
Florida (13)	91	Arkansas (12)	90
Kentucky (1)	74	Texas A&M (1)	72
<b>Vanderbilt</b>	<b>72</b>	Ole Miss (1)	62
South Carolina	50	LSU	59
Georgia	41	Mississippi State	44
Missouri	32	Auburn	38
Tennessee	25	Alabama	20

**A WORLD SERIES KIND OF FEEL**

- ★ After playing 10 straight at home to begin the season, Vanderbilt headed west for a six-game road trip including games at Houston's Minute Maid Park and Los Angeles' Dodger Stadium -- the two sites for the 2017 World Series matchup between the Astros and Dodgers.
- ★ The Commodores took part in the Shriners Hospitals for Children College Classic at Minute Maid from March 2-4. The three-day, six-team tournament featured local universities squaring off against the SEC. Vandy fell to Sam Houston State on Friday and Louisiana on Saturday before bouncing back with a 9-4 victory against Houston on Sunday night.
- ★ For the fourth-straight year, the Dores headed to California, falling 4-3 to Long Beach State on Wednesday before knocking off UCLA, 6-3 on Friday and TCU, 7-4, in the Dodger Stadium College Baseball Classic on Sunday.

**FORMER PLAYERS JOIN CORBIN'S STAFF**

- ★ Last September, head coach **Tim Corbin** and associate head coach **Scott Brown** welcomed back former players **Mike Baxter** and **David Macias**. Baxter serves as the Dores' hitting coach and recruiting coordinator while Macias comes on board as Vanderbilt's volunteer assistant coach.
- ★ Baxter joins the Commodores after a 12-year professional career that included playing in the big leagues for four organizations over parts of six seasons. Baxter made his major league debut with the San Diego Padres in 2010, and also played for the New York Mets (2011-13), Los Angeles Dodgers (2014) and Chicago Cubs (2015).
- ★ Macias was previously on Corbin's staff as the team's strength coach in 2014 when the Dores won the national championship and was the volunteer assistant in 2015 when the Dores returned to the College World Series finals. Prior to rejoining Corbin's staff, Macias was with the Seattle Mariners organization as a minor league manager.

**D1BASEBALL.COM RECOGNIZES DORES**

- ★ Last September, D1Baseball.com recognized Vanderbilt as the **No. 2 program nationally** in the publication's bi-annual top-100 rankings. The list is designed to assess the overall health of programs in the current era with the ultimate goal of identifying "the programs in the best shape right now, with an eye toward the next five to 10 years."
- ★ Below is a list of where Vandy players rank among the publication's top SEC prospects for the 2018 and 2019 MLB Draft.

**TOP SEC PROSPECTS, 2018 DRAFT**

Ranking	Player	Position
#23	Reid Schaller	RHP
#31	Connor Kaiser	SS
#34	Patrick Raby	RHP
#35	Ethan Paul	2B
#41	Chandler Day	RHP
#50	Julian Infante	1B

**TOP SEC PROSPECTS, 2019 DRAFT**

Ranking	Player	Position
#9	Jackson Gillis	LHP
#15	Drake Fellows	RHP
#16	Zach King	LHP
#20	JJ Bleday	OF
#35	Pat DeMarco	OF
#36	Philip Clarke	C

**CORBIN BECOMES VANDY'S ALL-TIME WINNINGEST COACH**

- ★ Head coach **Tim Corbin** became Vanderbilt's all-time winningest coach with a 9-4 win against Houston on March 4. The 16th-year head coach, who owns a 663-327-1 record, surpassed Roy Mewbourne, who racked up as many wins between 1979-2002. Here is a look back at some of Corbin's milestone victories:

Win #	Score	Location	Date
1	Vanderbilt 4, The Citadel 3	Charleston, S.C.	2/15/03
27^	Vanderbilt 6, Tennessee 5	Nashville, Tenn.	5/18/03
100	Vanderbilt 14, Jacksonville State 5	Nashville, Tenn.	3/29/05
198#	Vanderbilt 4, LSU 1	Nashville, Tenn.	5/17/07
200	Vanderbilt 4, Miami (OH) 3	Tempe, Ariz.	2/24/08
300	Vanderbilt 7, Florida 0	Gainesville, Fla.	4/4/10
400	Vanderbilt 3, Louisville 2	Nashville, Tenn.	5/8/12
459	Vanderbilt 14, Alabama 10	Nashville, Tenn.	5/18/13
500	Vanderbilt 3, Missouri 1	Columbia, Mo.	5/3/14
516\$	Vanderbilt 3, Virginia 2	Omaha, Neb.	6/25/14
600	Vanderbilt 10, Georgia 3	Nashville, Tenn.	4/30/16
656*	Vanderbilt 9, Houston 4	Houston, Texas	3/4/18

^ Vanderbilt clinches sweep vs. Tennessee, first trip to the SEC Tournament since 1996 with walk-off home run

# Vanderbilt claims first ever Southeastern Conference regular-season championship

% Vanderbilt sets SEC record with 26th league victory, breaking South Carolina's mark of 25 set in 2000

\$ Vanderbilt captures first College World Series title in winner-take-all victory against Virginia

\* Corbin becomes Vanderbilt's all-time winningest coach in finale of Shriners Hospitals for Children College Classic

**THE SEC: IT JUST MEANS MORE**

- ★ The Southeastern Conference has sent 58 teams to the College World Series since 1990 with Vanderbilt doing its part to represent the league in 2011, 2014 and 2015. The league has now appeared in the College World Series in 32 of the last 33 years including appearances by 18 teams in the last seven years.
- ★ In 2017, the SEC tied its own national record with six teams competing in the NCAA Super Regionals. The Commodores were among the field as part of the NCAA Corvallis Super Regional.
- ★ A total of 11 SEC student-athletes were selected on the first day of the 2017 Major League Baseball Draft including Vandy right-handed pitcher Kyle Wright (1st round/5th overall) and outfielder Jeren Kendall (1st round/23rd overall).

**DORES IN THE PROS**

**David Price** helped Vandy to a school-record 54 wins in 2007.

**MLB (8)**

Name	Years at VU	Club
Pedro Alvarez	2006-08	Baltimore Orioles
Ryan Flaherty	2006-08	Atlanta Braves
Carson Fulmer	2013-15	Chicago White Sox
Sonny Gray	2009-11	New York Yankees
Mike Minor	2007-09	Texas Rangers
David Price	2005-07	Boston Red Sox
Dansby Swanson	2013-15	Atlanta Braves
Drew VerHagen	2012	Detroit Tigers

**MLB (29)**

Tyler Beede	2012-14	San Francisco Giants
Ben Bowden	2014-16	Colorado Rockies
Walker Buehler	2013-15	Los Angeles Dodgers
Curt Casali	2008-11	Tampa Bay Rays
Ro Coleman	2014-17	Detroit Tigers
Vince Conde	2012-14	New York Yankees
Jason Delay	2014-17	Pittsburgh Pirates
Tyler Ferguson	2013-15	Texas Rangers
Conrad Gregor	2011-13	Boston Red Sox
Reed Hayes	2017	Baltimore Orioles
Taylor Hill	2008-11	Washington Nationals
Tony Kemp	2011-13	Houston Astros
Jeren Kendall	2015-17	Los Angeles Dodgers
John Kilichowski	2014-16	St. Louis Cardinals
Brian Miller	2012-14	Tampa Bay Rays
Jared Miller	2012-14	Arizona Diamondbacks
John Norwood	2012-14	Miami Marlins
Phillip Pfeifer	2012-15	Atlanta Braves
Adam Ravenelle	2012-14	Detroit Tigers
Bryan Reynolds	2014-16	Pittsburgh Pirates
Matt Ruppenthal	2015-17	Houston Astros
Sam Selman	2010-12	Kansas City Royals
Jordan Sheffield	2015-16	Los Angeles Dodgers
Collin Snider	2015-17	Kansas City Royals
Will Toffey	2015-17	Oakland Athletics
Zander Wiel	2012-15	Minnesota Twins
Rhett Wiseman	2013-15	Washington Nationals
Kyle Wright	2015-17	Atlanta Braves
Mike Yastrzemski	2010-13	Baltimore Orioles

**COACHING/FRONT OFFICE (9)**

Name	Club-Position
Gil Kim	Toronto - Dir. of Player Development
Josh Paul	L.A. Angels - Bench Coach
Tony Mansolino	Akron (AA-CLE) - Manager
David Wallace	Cleveland - Special Assistant
Cesar Nicolas	Seattle - Player Development
Carter Hawkins	Cleveland - Asst. General Manager
Matt Buschmann	San Francisco - Asst. Dir. of Player Development
Joey Cora	Pittsburgh - Third Base Coach
Jason Esposito	Arizona (ROOKIE-CLE) - Hitting Coach



## 2018 QUICK FACTS

## GENERAL

Location \_\_\_\_\_ Nashville, Tenn.  
 Founded \_\_\_\_\_ 1873  
 Enrollment \_\_\_\_\_ 6,871  
 Nickname \_\_\_\_\_ Commodores  
 Colors \_\_\_\_\_ Black and Gold  
 Affiliation \_\_\_\_\_ NCAA Division I  
 Conference \_\_\_\_\_ Southeastern  
 Athletic Ticket Office \_\_\_\_\_ 615.322.3544  
 Chancellor \_\_\_\_\_ Nicholas S. Zeppos  
 Director of Athletics \_\_\_\_\_ David Williams II

## TEAM INFORMATION

2017 Overall Record \_\_\_\_\_ 36-25-1  
 \_\_\_\_\_ Home: 21-11-1 Away: 10-12 Neutral: 5-2  
 SEC Record \_\_\_\_\_ 15-13-1  
 \_\_\_\_\_ Home: 8-5-1 Away: 7-8  
 Conference Finish \_\_\_\_\_ 3rd East, 6th Overall  
 Postseason \_\_\_\_\_ NCAA Corvallis Super Regional  
 Final Ranking: \_\_\_\_\_ 5 Polls 15 (CB), 15 (NCBWA),  
 \_\_\_\_\_ 16 (USA), 18 (BA), 19 (DI)  
 Returning Letterwinners \_\_\_\_\_ 18  
 Positional Starters Returning \_\_\_\_\_ 5  
 Starting Pitchers Returning \_\_\_\_\_ 3  
 Other Pitchers Returning \_\_\_\_\_ 5  
 Lettermen Lost \_\_\_\_\_ 12  
 \_\_\_\_\_ Professional Baseball \_\_\_\_\_ 8  
 Newcomers \_\_\_\_\_ 16

## COACHING STAFF

Head Coach \_\_\_\_\_ Tim Corbin  
 Alma Mater \_\_\_\_\_ Ohio Wesleyan, 1984  
 Career Record \_\_\_\_\_ 769-465-1 (.623/21st year)  
 Record at Vanderbilt \_\_\_\_\_ 663-327-1 (.669/16th year)  
 Assoc. Head Coach \_\_\_\_\_ Scott Brown  
 Alma Mater \_\_\_\_\_ SUNY-Cortland, 1999  
 Assistant Coach \_\_\_\_\_ Mike Baxter  
 Alma Mater \_\_\_\_\_ Vanderbilt, 2005  
 Volunteer Assistant Coach \_\_\_\_\_ David Macias  
 Alma Mater \_\_\_\_\_ Vanderbilt, 2008

## HISTORY

All-Time Record \_\_\_\_\_ 2,279-1,738-33 (120th year)  
 All-Time SEC Record \_\_\_\_\_ 698-904-10 (71st year)  
 SEC Titles \_\_\_\_\_ 6 (1973, '74, '80, '07, '11, '13)  
 SEC Tournament Titles \_\_\_\_\_ 4 (1973, '74, '80, '07)  
 All-time SEC Tournament Record \_\_\_\_\_ 47-36  
 NCAA Tournament Appearances \_\_\_\_\_ 16  
 \_\_\_\_\_ (1973, '74 '80, '04, '06, '07, '08,  
 \_\_\_\_\_ '09, '10, '11, '12, '13, '14, '15, '16, '17)  
 All-time NCAA Tournament Record \_\_\_\_\_ 54-36  
 NCAA Super Regional Appearances \_\_\_\_\_ 7  
 \_\_\_\_\_ (2004, '10, '11, '13, '14, '15, '17)  
 College World Series Appearances \_\_\_\_\_ 3  
 \_\_\_\_\_ (2011, '14, '15)  
 National Champions \_\_\_\_\_ 1 (2014)

## VANDY REPRESENTED ENTERING 2018 MLB SEASON

- ★ With the Major League Baseball season underway, Vanderbilt alums look to have another big impact at the highest level. In total, 15 former Vandy players received spring training invites including the eight below who are on MLB rosters.

NAME (YEARS AT VU)	MLB TEAM	TIDBT
Pedro Alvarez (2006-08)	Baltimore Orioles	Starting DH on 2018 Opening Day
Ryan Flaherty (2006-08)	Atlanta Braves	7 hits in first 3 games - most by first-year ATL player since 1966
Sonny Gray (2009-11)	New York Yankees	10th in the AL with a 3.55 ERA overall during 2017
Mike Minor (2007-09)	Texas Rangers	4.2 IP, 3 H, 2 R, 5 K in first start since 2014 (4/1 vs. HOU)
David Price (2005-07)	Boston Red Sox	March 30, 2018 - Win, 7.0 IP, 4 H, 0 R, 5 K, 0 BB - at Tampa Bay
Dansby Swanson (2013-15)	Atlanta Braves	.357 (5-for-14), 2 R, 2 RBIs in 3 games with ATL in 2018
Drew VerHagen (2012)	Detroit Tigers	0-3 with 5.77 ERA in 24 appearances in 2017 with DET
Carson Fulmer (2013-15)	Chicago White Sox	Making first start of 2018 on Wednesday vs. Toronto

## DORES IN THE PRO NOTES

- ★ At least one Dore has been drafted every year since 1991 with a total of 100 players signing professional contracts.  
 ★ Vanderbilt is one of only two universities in the nation to produce multiple No. 1 picks with David Price (2007) and Dansby Swanson (2015), joining Arizona State (Rick Monday - 1965, Floyd Bannister - 1968, Bob Horner - 1978).  
 ★ Under Corbin, Vanderbilt pro alums have earned **over \$62 million dollars** in signing bonuses.  
 ★ Since head coach **Tim Corbin** arrived in 2003, every Vanderbilt starting catcher has been selected in the MLB Draft.  
 ★ The Dore have had at least one MLB first round selection on the mound every year in the **Tim Corbin** era.  
 ★ Eighty-nine pitchers have been selected in the MLB Draft, including 55 during the **Tim Corbin** era (since 2003).  
 ★ Vanderbilt leads the SEC with nine players drafted in the first round over the last decade. The second-closest in that span is Florida and LSU who each have five.  
 ★ A total of 145 Commodores have been selected all-time in the MLB Draft including 73 in the first 10 rounds.

## HONORING NO. 41 DONNY EVERETT

- ★ Vanderbilt continues to honor the memory of **Donny Everett**, who tragically passed away in a drowning accident the day before the Commodores opened the 2016 NCAA Nashville Regional.  
 ★ The Donny Everett Scholarship was established during the 2016 school year. Everett's memory lives on with the display of No. 41 on the field and with the No. 41 flag among the major league players in right field.  
 ★ Everett was the 2015 Tennessee Gatorade Player of the Year and one of the highest-rated players in the nation to attend college. He turned down the Milwaukee Brewers as a 29th round draft pick to join Vanderbilt.

## TOUGH TESTS ABUNDANT IN 2018

- ★ Vanderbilt plays 12 teams that reached the 2017 NCAA Tournament for a total of 22 games, including Auburn (3), Florida (3), Houston, Kentucky (3), LSU (3), Long Beach State, Louisville, Mississippi State (3), Sam Houston State, TCU, Tennessee Tech and UCLA. Of the 12 teams, eight reached the NCAA Super Regionals.  
 ★ The schedule also includes 18 games against squads that racked up 40-plus victories a season ago:

2018 Opponent	'17 Record	NCAA Round
Florida (3)	52-19	CWS Champions
Houston (1)	42-21	Regional
Kentucky (3)	43-23	Super Regional
Long Beach State (1)	42-20-1	Super Regional
Louisville (1)	53-12	CWS
LSU (3)	52-20	CWS Finals
Mississippi State (3)	40-27	Super Regional
Sam Houston State (1)	44-23	Super Regional
TCU (1)	50-18	CWS
Tennessee Tech (1)	41-21	Regional

## VANDY SLATED FOR 12 NATIONAL TV APPEARANCES

- ★ Vanderbilt will not be hard to find this season as the Commodores will be televised nationally 11 times on the ESPN family of networks and once on the PAC-12 Network. Another 28 matchups will be streamed via the SEC Network+.

March 10	at USC	6 p.m.	PAC-12N
March 16	at Mississippi State	6 p.m.	SECN
March 23	LSU	8 p.m.	ESPNU
March 24	LSU	7:30 p.m.	ESPNU
March 25	LSU	12 p.m.	ESPN2
March 31	at Florida	11 a.m.	ESPNU
April 1	at Florida	11 a.m.	SECN
April 5	Georgia	6 p.m.	ESPNU
April 15	Ole Miss	4 p.m.	ESPNU
April 19	at Missouri	7 p.m.	ESPNU
May 1	Louisville	6 p.m.	SECN
May 13	at Tennessee	11 a.m.	SECN

## 2017 SERIES REVIEW: VANDERBILT VS. GEORGIA

- ★ **April 21, 2017 - Patrick Raby** cruised all night in his first complete game victory of his career as Vanderbilt won the series opener at Georgia 8-1 on Friday night at Foley Field ... The Commodores (24-15, 8-8) took the lead in the top half of the fourth on **Stephen Scott's** two-run homer off the top of the scoreboard in right-center field.
- ★ **April 22, 2017 (G1)** - The Commodores' offense struggled all day in a 1-0 defeat ... The team wasted multiple opportunities, including in the sixth inning when **Connor Kaiser** led off with a single and found himself on third base and **Ethan Paul** on first with one out before the inning came to an end on a double play.
- ★ **April 22, 2017 (G2)** - After failing to score in the first game the Commodores fell behind in the first inning before rallying for the team's first three runs of the day in the second inning as part of a series-clinching 10-5 victory ... **Julian Infante** and Jason Delay led the way with three hits apiece with Infante driving in three runs.

## COMMODORES PACE THE SEC SINCE 2006

- ★ Vanderbilt has paced the Southeastern Conference in several categories since the start of the 2006 season. During that span, the Commodores rank first in overall wins (557) and NCAA Tournament wins (48). Vandy is tied with Florida and South Carolina for a league-leading six NCAA Super Regional appearances since 2006.

Rank	Team	Overall Wins	Rank	Team	NCAA Tournament Wins
1.	Vanderbilt	557	1.	Vanderbilt	48
2.	LSU	512	t-2.	Florida	46
3.	South Carolina	507	t-2.	LSU	46
4.	Florida	479	4.	South Carolina	45
5.	Arkansas	451	5.	Mississippi State	24

## NOTABLE SUCCESS FROM 2007-17

- ★ The Commodores reined in a new era of dominance in 2007, posting a 54-13 record and impressive 22-8 mark in SEC play. The 2007 team set a school record for wins (54) while winning the SEC regular season and tournament titles. Below is a look at a pair of notable categories since the start of that season.

Rank	Team	First-Round Draft Picks	Rank	Team	College World Series
1.	Vanderbilt	9	1.	Florida	4
t-2.	Florida	5	t-2.	Vanderbilt	3
t-2.	LSU	5	t-2.	LSU	3
4.	Arkansas	4	t-2.	South Carolina	3
5.	Tennessee	3	t-2.	Arkansas	3

## UP NEXT IN THE SEC: DORES HOST OLE MISS

- ★ Vanderbilt hosts Ole Miss, beginning next Friday for three games as part of the fifth weekend of SEC action.
- ★ The Commodores dropped 2-of-3 a season ago in Oxford, Miss. and have lost the last two series to the Rebels. Ole Miss leads the all-time series, 56-54-2 and owns a 21-19-0 edge during the series in the **Tim Corbin** era (2003-present).
- ★ Vandy has lost six of the last eight matchups since sweeping Ole Miss during the 2013 season.

## TREND SETTERS

- ★ Vanderbilt has displayed a consistent ability on the base paths and striking out hitters. The Commodores are first in both categories this season. Vandy has finished first or second in the league four times over the last six years in stolen bases while leading the SEC in strikeouts-per-nine-innings twice in the last four years.

Year	SEC Rank	Stolen Bases	Year	SEC Rank	Strikeouts per Nine Inn.
2018	1st	52	2018	1st	10.2
2017	7th	54	2017	8th	8.8
2016	3rd	88	2016	3rd	9.7
2015	2nd	106	2015	1st	9.6
2014	1st	120	2014	1st	8.9
2013	1st	139	2013	2nd	7.9
2012	2nd	92	2012	8th	7.4

## SEC TEAM LEADERBOARD

## BATTING AVERAGE

1.	Kentucky	.320
2.	Arkansas	.313
3.	LSU	.299
4.	Ole Miss	.299
5.	Georgia	.291
6.	Auburn	.289
7.	Florida	.289
8.	Texas A&M	.288
9.	Missouri	.278
10.	Alabama	.275
11.	South Carolina	.270
12.	Vanderbilt	.269
13.	Mississippi State	.259
14.	Tennessee	.257

## EARNED RUN AVERAGE

1.	Texas A&M	2.83
2.	Florida	2.87
3.	Missouri	2.91
4.	Alabama	3.02
5.	Ole Miss	3.06
6.	Georgia	3.40
7.	Arkansas	3.49
8.	Auburn	3.54
9.	Mississippi State	3.64
10.	Vanderbilt	3.65
11.	LSU	3.73
12.	South Carolina	3.93
13.	Tennessee	3.98
14.	Kentucky	4.91

## FIELDING PERCENTAGE

1.	Vanderbilt	.985
2.	Florida	.985
3.	Missouri	.984
4.	Ole Miss	.983
5.	LSU	.982
6.	South Carolina	.980
7.	Georgia	.977
8.	Alabama	.976
9.	Kentucky	.973
10.	Auburn	.973
11.	Mississippi State	.972
12.	Tennessee	.971
13.	Texas A&M	.970
14.	Arkansas	.967

## 2018 SEC STANDINGS

SEC - EAST	SEC	PCT.	GB	ALL	PCT.
Florida	7-2	0.778	-	26-5	0.839
Georgia	7-2	0.778	-	22-7	0.759
Missouri	5-4	0.556	2.0	21-7	0.750
Vanderbilt	5-4	0.556	2.0	17-12	0.586
Tennessee	4-5	0.444	3.0	18-12	0.600
South Carolina	4-5	0.444	3.0	17-12	0.586
Kentucky	3-6	0.333	4.0	20-9	0.690

SEC - WEST	SEC	PCT.	GB	ALL	PCT.
Ole Miss	6-3	0.667	-	25-4	0.862
Arkansas	5-4	0.556	1.0	20-9	0.690
LSU	5-4	0.556	1.0	19-11	0.633
Auburn	4-5	0.444	2.0	23-7	0.767
Texas A&M	3-6	0.333	3.0	21-8	0.724
Alabama	3-6	0.333	3.0	18-12	0.600
Mississippi State	2-7	0.222	4.0	14-15	0.483

## SEC WEEKEND SCHEDULE

(ALL TIMES CENTRAL)

## THURSDAY, APRIL 5

Georgia at Vanderbilt	6:00 p.m.
LSU at Texas A&M	7:00 p.m.

## FRIDAY, APRIL 6

South Carolina at Kentucky	5:30 p.m.
Florida at Tennessee	5:30 p.m.
LSU at Texas A&M	6:00 p.m.
Auburn at Arkansas	6:30 p.m.
Alabama at Missouri	6:30 p.m.
Georgia at Vanderbilt	6:30 p.m.
Ole Miss at Mississippi State	6:30 p.m.

## SATURDAY, APRIL 7

Alabama at Missouri	2:00 p.m.
Georgia at Vanderbilt	2:00 p.m.
LSU at Texas A&M	2:00 p.m.
Ole Miss at Mississippi State	2:00 p.m.
Florida at Tennessee	5:00 p.m.
South Carolina at Kentucky	5:00 p.m.
Auburn at Arkansas	6:00 p.m.

## SUNDAY, APRIL 8

Florida at Tennessee	11:00 a.m.
South Carolina at Kentucky	1:00 p.m.
Alabama at Missouri	1:00 p.m.
Ole Miss at Mississippi State	1:00 p.m.
Auburn at Arkansas	4:00 p.m.

## SEC PLAYERS OF THE WEEK

(VANDERBILT PLAYERS)

## 2018 SEASON

March 26, 2018	Pitcher	Mason Hickman
March 12, 2018	Freshman	Jayson Gonzalez

## THURSDAY PROBABLE STARTER



## #66 DRAKE FELLOWS

★ Sophomore ★ RHP ★ 6-5 ★ 205

★ Plainfield, Ill. ★ Joliet Catholic Academy

★ **LAST START:** March 30, 2018 at #2 Florida - Loss, 6.1 IP, 6 H, 5 R, 4 ER, 3 BB, 8 K★ **2018 SEASON:** 4-1, 2.72 ERA, 7 APP, 7 GS, 39.2 IP, 28 H, 13 R, 12 ER, 18 BB, 48 K★ **CAREER:** 7-4, 3.08 ERA, 23 APP, 17 GS, 1 SV, 102.1 IP, 82 H, 41 R, 35 ER, 35 BB, 116 K

## THOUGHTS FROM HEAD COACH TIM CORBIN

"Drake impacted our team and pitching staff immediately as a freshman. He became a solid starter for us in the league and down the last stretch of the season. He has the ability to throw consistent strikes with several pitches and has good presence...he competes well. He has made a jump physically and will continue to do so. He will be in contention for a starting role on our staff."

## TONIGHT'S START:

... is making his 24th career appearance and 18th career start  
 ... is making his 12th career SEC appearance and ninth league start  
 ... is making his second career appearance vs. Georgia  
 ... secured his lone career save vs. UGA a season ago, holding the Dogs to one hit and two runs (none earned) in 3.2 innings on April 22, 2017

## 2018 AT A GLANCE:

... team leader with 39.2 innings pitched and 48 strikeouts  
 ... has limited opponents to a .207 batting average while posting a 2.72 ERA  
 ... is 2-0 with a 1.88 ERA in 14.1 innings in three home starts  
 ... scattered five hits while allowing two runs in win vs. LSU on March 23  
 ... blanked Mississippi State on SEC Opening Day, limiting the Bulldogs to three hits while striking out five on March 16 in Starkville, Miss.  
 ... struck out a season-high nine batters as the starter on March 9 at UCLA  
 ... picked up his fifth-career victory with a win at UCLA on March 9  
 ... became the first sophomore since 2012 to start Opening Day

## 2017 AT A GLANCE

... made 16 appearances including 10 starts  
 ... posted a 3-3 record with a 3.30 ERA across 62.2 innings  
 ... went 0-2 with a 6.23 ERA in eight SEC appearances spanning 26 innings  
 ... lasted six-plus innings in six of 10 starts  
 ... struck out 10 Alabama hitters and allowed just two earned runs on May 13



## CAREER HIGHS

Innings Pitched \_\_\_\_\_ 8.0, vs. St. Mary's (3/12/17)  
 Hits: \_\_\_\_\_ 8, vs. Cal State Northridge (3/5/17)  
 Strikeouts: \_\_\_\_\_ 10, vs. Alabama (5/20/17)  
 Walks: \_\_\_\_\_ 5, at Mississippi State (3/16/18)  
 Runs: \_\_\_\_\_ 6, vs. Florida (4/15/17)  
 Earned Runs: \_\_\_\_\_ 5, vs. Florida (4/15/17)  
 Home Runs: \_\_\_\_\_ 2, vs. Florida (4/15/17)  
 Pitches: \_\_\_\_\_ 112, at Clemson (6/4/17)

## SEASON HIGHS

Innings Pitched \_\_\_\_\_ 7.0, at UCLA (3/9/18)  
 Hits: \_\_\_\_\_ 6, 2x, last at Florida (3/30/18)  
 Strikeouts: \_\_\_\_\_ 9, at UCLA (3/9/18)  
 Walks: \_\_\_\_\_ 5, at Mississippi State (3/16/18)  
 Runs: \_\_\_\_\_ 5, at Florida (3/30/18)  
 Earned Runs: \_\_\_\_\_ 4, at Florida (3/30/18)  
 Home Runs: \_\_\_\_\_ 1, 2x, last at UCLA (3/9/18)  
 Pitches: \_\_\_\_\_ 107, at Florida (3/30/18)

## OVERALL CAREER STATS

YEAR	ERA	W-L	APP	GS	CG	SHO	SV	IP	H	R	ER	BB	SO	2B	3B	HR	BF	BAvg	WP	HBP	BK	SFA	SHA
2017	3.30	3-3	16	10	0	0/0	1	62.2	54	28	23	17	68	9	1	9	268	.226	8	7	1	2	3
2018	2.72	4-1	7	7	0	0/2	0	39.2	28	13	12	18	48	4	1	2	162	.207	3	4	0	1	4
<b>TOTAL</b>	<b>3.08</b>	<b>7-4</b>	<b>23</b>	<b>17</b>	<b>0</b>	<b>0/2</b>	<b>1</b>	<b>102.1</b>	<b>82</b>	<b>41</b>	<b>35</b>	<b>35</b>	<b>116</b>	<b>13</b>	<b>2</b>	<b>11</b>	<b>430</b>	<b>.219</b>	<b>11</b>	<b>11</b>	<b>1</b>	<b>3</b>	<b>7</b>

## SEC CAREER STATS

YEAR	ERA	W-L	APP	GS	CG	SHO	SV	IP	H	R	ER	BB	SO	2B	3B	HR	BF	BAvg	WP	HBP	BK	SFA	SHA
2017	6.23	0-2	8	5	0	0/0	1	26.0	27	22	18	12	29	6	1	6	125	.260	7	5	0	2	2
2018	3.12	2-1	3	3	0	0/1	0	17.1	14	7	6	11	19	2	1	0	74	.233	3	1	0	1	1
<b>TOTAL</b>	<b>4.98</b>	<b>2-3</b>	<b>11</b>	<b>8</b>	<b>0</b>	<b>0/1</b>	<b>1</b>	<b>43.1</b>	<b>41</b>	<b>29</b>	<b>24</b>	<b>23</b>	<b>48</b>	<b>8</b>	<b>2</b>	<b>6</b>	<b>199</b>	<b>.250</b>	<b>10</b>	<b>6</b>	<b>0</b>	<b>3</b>	<b>3</b>

## 2018 GAME-BY-GAME STATS

Date	OPPONENT	GS	IP	H	R	ER	BB	SO	2B	3B	HR	WP	BK	HBP	IBB	Final	W-L	SV	ERA	NP
Feb 16	#25 DUKE	*	4.1	1	1	1	4	4	0	0	0	0	0	2	0	9-1	0-0	0	2.08	70
Feb 23	UMASS-LOWELL	*	5.0	2	0	0	1	8	0	0	0	0	0	0	0	15-0	1-0	0	0.96	75
Mar 2	vs. Sam Houston St.	*	6.0	5	2	2	1	8	0	0	1	0	0	1	0	6-7	1-0	0	1.76	99
Mar 9	at #11 UCLA	*	7.0	6	3	3	1	9	2	0	1	0	0	0	0	6-3	2-0	0	2.42	94
Mar 16	at #19 Mississippi St.	*	6.0	3	0	0	5	7	0	0	1	0	0	0	0	5-0	3-0	0	1.91	96
Mar 23	#19 LSU	*	5.0	5	2	2	3	4	0	1	0	0	0	1	0	4-2	4-0	0	2.16	95
Mar 30	at #2 Florida	*	6.1	6	5	4	3	8	2	0	0	2	0	0	0	4-8	4-1	0	2.72	107
<b>Totals</b>		<b>7</b>	<b>39.2</b>	<b>28</b>	<b>13</b>	<b>12</b>	<b>18</b>	<b>48</b>	<b>4</b>	<b>1</b>	<b>2</b>	<b>3</b>	<b>0</b>	<b>4</b>	<b>0</b>	<b>49-21</b>	<b>4-1</b>	<b>0</b>	<b>2.72</b>	<b>--</b>

**DORES RANKED TOP 10 PRESEASON ONCE AGAIN**

- ★ For an eighth-straight season, Vanderbilt was situated in the Top 10 rankings during the preseason. The Commodores are currently ranked in all six polls including as high as No. 14 by Baseball America.
- ★ The preseason rankings follow the Commodores' fourth NCAA Super Regional appearance in five seasons a year ago. Vandy concluded 2017 ranked as high as No. 15 per Collegiate Baseball Newspaper and the NCBWA.

**WHAT'S BACK IN 2018: OFFENSE**

- ★ The Dore bring back five position players who started at least 50 percent of the games (31 of 62) for last season's NCAA Super Regional team — **Julian Infante** (62), **JJ Bleday** (48), **Ethan Paul** (52), **Connor Kaiser** (59) and **Stephen Scott** (31). Players **Harrison Ray** (17) and **Alonzo Jones** (25) started at least 10.

Category	'18 Ret.	'17 Total	Pct. Back
Runs Batted In	176	379	46.4%
Doubles	60	114	52.6%
Triples	6	17	35.2%
Home Runs	22	51	43.1%
Hits	299	599	49.9%
At Bats	1158	2141	54.0%
Runs	213	409	52.0%
Stolen bases	17	54	31.4%

**WHAT'S BACK IN 2018: PITCHING**

- ★ The Commodores bring back seven pitchers with experience from last season. Four pitchers logged starts on the mound in 2017 — **Patrick Raby** (16), **Drake Fellows** (10), **Chandler Day** (12) and **Maddux Conger** (3).

Category	'18 Ret.	'17 Total	Pct. Back
Appearances	116	213	54.4%
Victories	25	36	69.4%
Starts	41	62	66.1%
Strikeouts	307	544	56.4%
Innings Pitched	326.1	558.2	58.4%
Saves	1	12	8.3%

**VANDERBILT IN NATIONAL RANKINGS**

DATE	BA	NCBWA	CB	USA	D1	PG
PS	18	15	6	10	14	NR
Feb. 19	18	11	6	10	13	23
Feb. 26	18	10	5	10	12	17
Mar. 5	21	14	10	14	15	19
Mar. 12	14	14	11	13	13	15
Mar. 19	9	8	5	7	8	11
Mar. 26	8	9	4	8	8	10
Apr. 2	14	16	17	16	15	15
Apr. 9						
Apr. 16						
Apr. 23						
Apr. 30						
May 7						
May 14						

**NATIONAL POLLS**

BA \_\_\_\_\_ Baseball America  
 CB \_\_\_\_\_ Collegiate Baseball  
 NCBWA \_\_\_\_\_ National Collegiate Baseball Writers Association  
 USA \_\_\_\_\_ USA Today Coaches  
 PG \_\_\_\_\_ Perfect Game  
 D1 \_\_\_\_\_ D1Baseball.com


**HIGHEST RANKING THIS SEASON**

Poll \_\_\_\_\_ Date \_\_\_\_\_ Ranking \_\_\_\_\_  
 Collegiate Baseball \_\_\_\_\_ March 26 \_\_\_\_\_ 4

**NATIONAL RANKINGS**

BASEBALL AMERICA (April 2)	COLLEGIATE BASEBALL (April 2)	NCBWA (April 2)	USA TODAY COACHES (April 2)	PERFECT GAME (April 2)	D1BASEBALL (April 2)
1. Florida	1. Florida	1. Florida	1. Florida	1. Florida	1. Florida
2. Stanford	2. Stanford	2. Stanford	2. Stanford	2. Stanford	2. Stanford
3. Ole Miss	3. Oregon State	3. Missouri	3. Ole Miss	3. Ole Miss	3. Ole Miss
4. Florida State	4. NC State	4. Oregon State	4. Oregon State	4. Oregon State	4. Oregon State
5. Oregon State	5. Ole Miss	5. Texas Tech	5. Texas Tech	5. NC State	5. Arkansas
6. NC State	6. Clemson	6. Florida State	6. Florida State	6. Texas Tech	6. Florida State
7. Texas Tech	7. Duke	7. NC State	7. NC State	7. Florida State	7. Texas Tech
8. Clemson	8. Georgia	8. Arkansas	8. Arkansas	8. Arkansas	8. NC State
9. Arkansas	9. Florida State	9. Clemson	9. Clemson	9. Clemson	9. Kentucky
10. Duke	10. UCLA	10. Kentucky	10. Kentucky	10. Kentucky	10. Indiana
11. East Carolina	11. Louisville	11. Indiana	11. Indiana	11. Duke	11. Clemson
12. Southern Miss	12. Texas Tech	12. Southern Miss	12. Duke	12. Indiana	12. East Carolina
13. Kentucky	13. Indiana	13. Duke	13. East Carolina	13. Auburn	13. Southern Miss
14. <b>Vanderbilt</b>	14. Arkansas	14. East Carolina	14. Southern Miss	14. Southern Miss	14. Duke
15. Auburn	15. Illinois	15. Auburn	15. Auburn	15. <b>Vanderbilt</b>	15. <b>Vanderbilt</b>
16. Indiana	16. Stetson	16. <b>Vanderbilt</b>	16. <b>Vanderbilt</b>	16. Oklahoma	16. Georgia
17. LSU	17. <b>Vanderbilt</b>	17. UCLA	17. Georgia	17. East Carolina	17. LSU
18. Coastal Carolina	18. East Carolina	18. Texas A&M	18. UCLA	18. LSU	18. Missouri
19. Oklahoma	19. Oklahoma	19. Georgia	19. Texas A&M	19. Texas A&M	19. Auburn
20. UCLA	20. Nevada	20. LSU	20. LSU	20. Missouri	20. Oklahoma
21. Georgia	21. LSU	21. Coastal Carolina	21. Louisville	21. UCLA	21. UCLA
22. UCF	22. Florida Gulf Coast	22. Wichita State	22. Missouri	22. Louisville	22. Louisiana Tech
23. Texas A&M	23. Missouri	23. Louisville	23. Oklahoma	23. TCU	23. Missouri State
24. Louisville	24. Missouri State	24. Missouri	24. Coastal Carolina	24. Sam Houston State	24. Coastal Carolina
25. Dallas Baptist	25. Auburn	25. Oklahoma	25. Wichita State	25. Georgia	25. Wichita State
	26. Sam Houston State	26. UNLV			
	27. Coastal Carolina	27. North Carolina			
	28. Wichita State	28. Louisiana Tech			
	29. Southern Miss	29. Florida Atlantic			
	30. North Carolina	30. Stetson, Sam Houston St.			





## HAWKINS FIELD

### TOP-10 ATTENDANCE MARKS - SINGLE GAME

	Attendance	Opponent	Date
1.	3,700	Tennessee	May 16, 2009
		Tennessee	May 15, 2009
		Florida	April 4, 2009
4.	3,693	Arkansas	May 22, 2010
5.	3,645	Tennessee	April 29, 2011
6.	3,626	24 games - most recent listed	
		Florida	April 15, 2017
		Florida	April 14, 2017
		Auburn	May 21, 2016
		Kentucky	April 17, 2016
		Kentucky	April 16, 2016
		South Carolina	April 2, 2016

### TOP 3-GAME SERIES ATTENDANCE

	Attendance	Opponent	Dates
1.	10,878	Florida	May 7-9, 2015
		Stanford*	June 6-8, 2014
3.	10,661	Tennessee	March 27-29, 2015
4.	10,640	Kentucky	April 15-17, 2016
5.	10,636	South Carolina	March 31-April 2, 2016
6.	10,582	Mississippi State	March 18-20, 2016
7.	10,528	Georgia	April 29-May 1, 2016
8.	10,400	Florida	April 13-15, 2017
9.	10,338	Tennessee	May 14-16, 2009
10.	10,277	Ole Miss	April 9-11, 2015

^ - NCAA Regional \* - NCAA Super Regional

### HAWKINS FIELD FACTS

- ★ Officially dedicated April 27, 2002
- ★ Capacity (3,626) – 2,200 chairback seats; 1,426 bleacher seats
- ★ Dimensions: LF-310; CF-400; RF-330; Alleys-375
- ★ Since 2007 Vanderbilt is 316-92-1 (.773) at Hawkins Field.
- ★ There have been 110 total sellouts in the stadium's history.
- ★ .736 all-time VU winning percentage (424-151-1) at The Hawk.

### YEARLY ATTENDANCE - NCAA RANKINGS

YEAR	DATES	TOTAL	RANK	AVERAGE
2014	40	112,426	23rd	2,811
2015	32	91,144	21st	2,848
2016	36	110,239	17th	3,062
2017	33	92,286	24th	2,797

### MISCELLANEOUS RECORDS

- ★ Most Wins in a Season \_\_\_\_\_ 34 (2007, 2013)
- ★ Longest Win Streak \_\_\_\_\_ 15 games (2/18-3/16/07)
- ★ Longest Game (Time) \_\_\_\_\_ 5:33 vs. Louisville (5/11/10)
- ★ Longest Game (Innings) \_\_\_\_\_ 17.0 vs. Louisville (5/11/10)

### A BRIEF RUN DOWN: HAWKINS FIELD

Hawkins Field serves as the home of the Vanderbilt Commodores and with recently completed facilities it stands as one of the top college baseball parks in the country. Now in its 16th season of existence, greets fans with chairback seats close to the field of play with bleacher seating in the outfield.

Nestled alongside Vanderbilt Stadium and Memorial Gymnasium on the west end of campus, the ballpark was constructed as the Commodores' first baseball-only facility in school history. It was built near the exact location of McGugin Field, which served as baseball's home field for 76 years and part-time football practice field.





## THE TIM CORBIN FILE

## Personal

Tim Carter Corbin

\_\_\_\_ Born: Aug. 5, 1961, at Wolfeboro, N.H.

\_\_\_\_ Hometown: Wolfeboro, N.H.

\_\_\_\_ Family: Maggie (wife), daughters Molly and Hannah

## Education

Ohio Wesleyan

\_\_\_\_ Master of Arts in Athletic Administration, 1986

\_\_\_\_ Bachelor of Arts in Physical Education, 1984

## Playing Experience

Ohio Wesleyan

\_\_\_\_ Four-year letterman as an infielder and catcher

## Coaching Experience

Vanderbilt Commodores

Head Coach (2003-present)

\_\_\_\_ 663-327-1 record (.669)

\_\_\_\_ Highest winning % all-time among VU coaches

\_\_\_\_ All-time winningest coach in program history

\_\_\_\_ 2014 College World Series Champions

\_\_\_\_ 2014 national coach of the year

\_\_\_\_ 2015 College World Series Runner-Up

\_\_\_\_ Three CWS Appearances (2011, 2014, 2015)

\_\_\_\_ 12-Straight NCAA Tournament appearances

\_\_\_\_ Record-setting 26 SEC wins in 2013

\_\_\_\_ 55 pitchers taken in MLB Draft during Corbin era

\_\_\_\_ 15 First-Round MLB Draft picks in Corbin era

\_\_\_\_ D1Baseball.com's No. 1 program in 2015

\_\_\_\_ D1Baseball.com's No. 2 program in 2017

\_\_\_\_ 2007 SEC regular season and tournament champs

\_\_\_\_ Three SEC regular season titles (2007, 2011, 2013)

## Clemson Tigers

Associate Head Coach (2001-02)

Assistant Head Coach (1998-01)

Assistant Coach (1994-98)

\_\_\_\_ Fourth-winningest program nationally from 1994-02

\_\_\_\_ Nine NCAA Tournament appearances

\_\_\_\_ Four CWS appearances (1995, 1996, 2000, 2002)

\_\_\_\_ Recruited nine-straight top-25 Classes

\_\_\_\_ 20 players earned All-America status

## Presbyterian Blue Hose

Head Coach (1988-93)

\_\_\_\_ Led restart of dormant program

\_\_\_\_ Led transition from NAIA to NCAA Division II

\_\_\_\_ 106-138 overall record

## Wofford

Assistant Coach (1987)

## Ohio State Buckeyes

Graduate Assistant Coach (1985-86)



In his 16th season at Vanderbilt, Tim Corbin has transformed Vanderbilt into one of the national powers of college baseball and taken the program to unprecedented success winning the school's first-ever men's national title in 2014.

Corbin's owns a 663-327-1 (.669) at Vanderbilt and became the program's all-time winningest coach on March 4. He is also first in winning percentage for coaches with 100 games or more.

Under Corbin, Vanderbilt boasts the Southeastern Conference's longest streak of consecutive NCAA Tournament appearances at 12. The Does have advanced to a Super Regional in four of the last five years.

In 2015, Vanderbilt returned to the College World Series for the third time in five years with team's fourth 50-win season in the last four making it back to the CWS Finals before losing in three games to Virginia. The Does captured the SEC East with a 20-10 mark.

The 2014 Commodores topped Virginia in the College World Series finals in three games to claim the title in just the Does' second trip to Omaha. For the third time in four years Vandy hosted NCAA Regionals and Super Regionals, topping Oregon in the Regional final and Stanford in the Super Regionals.

Vanderbilt's 2013 team was one for the ages as the Commodores matched the school record with a 54-12 record and smashed the SEC record with a 26-3 mark to win the league title.

Year	Overall	Conf.	Place	Home	Road	Neutral	SEC Tourn	NCAA
2003	27-28	14-16	T-6th	19-10	6-14	2-4	0-2	--
2004	45-19	16-14	7th	28-5	11-11	6-3	3-1	3-2
2005	34-21	13-17	8th	23-12	11-9	0-0	--	--
2006	38-27	16-14	6th	23-12	10-11	5-4	3-2	2-2
2007	54-13	22-8	1st	34-4	12-8	8-1	5-1	3-2
2008	41-22	15-14	T-4th	22-9	12-9	7-4	3-2	1-2
2009	37-27	12-17	8th	22-11	10-14	5-3	3-1	3-2
2010	46-20	16-12	5th	27-6	13-11	6-3	1-2	5-3
2011	54-12	22-8	T-1st	33-4	16-5	5-3	3-1	7-2
2012	35-28	16-14	T-5th	22-12	7-13	6-3	5-1	2-2
2013	54-12	26-3	1st	34-7	17-3	3-2	3-2	3-3
2014	51-21	17-13	6th	31-10	13-7	7-4	1-2	10-3
2015	51-21	20-10	2nd	28-8	15-7	8-6	3-2	9-2
2016	43-19	18-12	6th	31-7	9-10	3-2	2-2	0-2
2017	36-25-1	15-13-1	6th	21-11-1	10-12	5-2	0-1	3-3
2018	17-12	5-4	--	11-3	4-5	2-4	--	--
<b>Career</b>	<b>663-327-1</b>	<b>263-189-1</b>	<b>--</b>	<b>409-131-1</b>	<b>176-149</b>	<b>78-48</b>	<b>35-22</b>	<b>51-30</b>

## ASSISTANT COACHES



**SCOTT BROWN**  
Assoc. Head Coach



**MIKE BAXTER**  
Assistant Coach



**DAVID MACIAS**  
Volunteer Assistant

## 2018 INDIVIDUAL STATISTICS

## 9 ★ Garrett Blaylock ★ Freshman

IF ★ T.C. Roberson HS ★ Asheville, N.C.

## HITTING CAREER HIGHS

Hits: \_\_\_\_\_ 1, 3x, last vs. Austin Peay (2/27/18)  
 Runs: \_\_\_\_\_ 2, vs. Presbyterian (2/21/18)  
 RBI: \_\_\_\_\_ 2, vs. UMass-Lowell (2/23/18)  
 Walks: \_\_\_\_\_  
 HRs: \_\_\_\_\_  
 Strikeouts: \_\_\_\_\_ 1, 4x, last at Florida (3/31/18)  
 Stolen Bases: \_\_\_\_\_

## GAME-BY-GAME STATS

DATE	OPP.	GS	AB	R	H	RBI	2B	3B	HR	BB	K	SB	CS	E	Avg.
2/18	DUKE		0	0	0	0	0	0	0	0	0	0	0	0	.000
2/20	PRESBY		0	0	0	0	0	0	0	0	0	0	0	0	.000
2/21	PRESBY	2	2	1	1	1	0	0	0	0	0	0	0	0	.500
2/23	UML	1	1	1	2	0	0	0	0	0	0	0	0	0	.667
2/24	UML	0	0	0	0	0	0	0	0	0	0	0	0	0	.667
2/25	UML	1	0	0	0	0	0	0	0	0	0	0	0	0	.500
2/27	APSU	2	0	1	1	0	0	0	0	1	0	0	0	0	.500
3/17	at MSST	1	0	0	0	0	0	0	0	1	0	0	0	0	.429
3/21	vs. BEL	2	0	0	0	0	0	0	0	1	0	0	0	0	.333
3/31	at UF	1	0	0	0	0	0	0	0	1	0	0	0	0	.300
<b>Totals</b>		<b>0</b>	<b>10</b>	<b>3</b>	<b>3</b>	<b>4</b>	<b>1</b>	<b>0</b>	<b>0</b>	<b>4</b>	<b>0</b>	<b>0</b>	<b>0</b>	<b>0</b>	<b>.300</b>

## 51 ★ JJ Bleday ★ Sophomore

OF ★ A. Crawford Mosley HS ★ Panama City Beach, Fla.

## HITTING CAREER HIGHS

Hits: \_\_\_\_\_ 3, 4x, last vs. Eastern Kentucky (3/14/18)  
 Runs: \_\_\_\_\_ 2, 4x, last at Clemson (6/5/17)  
 RBI: \_\_\_\_\_ 3, 3x, last vs. St. Mary's (3/10/17)  
 Walks: \_\_\_\_\_ 3, 2x, last vs. Belmont (3/21/18)  
 HRs: \_\_\_\_\_ 1, 5x, last vs. Houston (3/4/18)  
 Strikeouts: \_\_\_\_\_ 2, 7x, last vs. LSU (3/25/18)  
 Stolen Bases: \_\_\_\_\_ 1, at Mississippi State (3/17/18)

## GAME-BY-GAME STATS

DATE	OPP.	GS	AB	R	H	RBI	2B	3B	HR	BB	K	SB	CS	E	Avg.
2/16	DUKE	*	4	0	2	0	1	0	0	0	0	0	0	0	.500
2/17	DUKE	*	2	0	1	0	0	0	0	0	1	0	0	0	.500
2/20	PRESBY		2	1	1	0	0	0	0	0	1	0	0	0	.500
2/21	PRESBY	*	2	0	0	0	0	0	0	1	0	0	0	0	.400
2/23	UML		2	1	2	1	0	0	1	0	0	0	0	0	.500
2/24	UML	*	3	1	0	0	0	0	0	1	1	0	0	0	.400
2/25	UML	*	3	1	1	0	0	0	0	1	0	0	0	0	.389
2/27	APSU		1	1	1	1	0	0	1	0	0	0	0	0	.421
2/28	ISU	*	3	1	1	0	0	0	0	0	1	0	0	0	.409
4/02	vs. SHSU	*	4	1	2	0	0	0	0	0	1	0	0	0	.423
4/03	vs. ULL	*	4	0	0	0	0	0	0	0	1	0	0	0	.367
3/04	vs. UH	*	4	1	2	2	0	0	1	1	1	0	0	0	.382
3/07	at LSBU	*	3	1	1	0	0	0	0	1	0	0	0	0	.378
3/09	at UCLA	*	3	0	2	1	1	0	0	2	0	0	0	0	.400
3/11	vs. TCU	*	3	1	1	0	0	0	0	1	1	0	0	0	.395
3/14	EKU	*	5	1	3	1	0	0	0	0	0	0	0	0	.417
3/16	at MSST	*	5	0	2	0	1	0	0	0	1	0	0	0	.415
3/17	at MSST	*	5	1	2	1	0	0	0	0	2	1	1	0	.414
3/18	at MSST	*	4	1	1	0	0	0	0	1	0	0	0	0	.403
3/21	vs. BEL		2	1	0	0	0	0	0	3	1	0	0	0	.391
3/23	LSU	*	4	0	1	0	0	0	0	0	2	0	0	0	.382
3/24	LSU	*	4	0	2	1	0	0	0	0	0	0	0	0	.389
3/25	LSU	*	3	0	1	0	0	0	0	0	2	0	0	0	.387
3/27	vs. LIPSC	*	3	0	0	0	0	0	0	1	1	0	0	0	.372
<b>Totals</b>		<b>20</b>	<b>78</b>	<b>14</b>	<b>29</b>	<b>8</b>	<b>3</b>	<b>0</b>	<b>3</b>	<b>13</b>	<b>17</b>	<b>1</b>	<b>1</b>	<b>0</b>	<b>.372</b>

## 40 ★ Aaron Brown ★ Freshman

RHP ★ Mt. Juliet HS ★ Mt. Juliet, Tenn.

## PITCHING CAREER HIGHS

Innings Pitched: \_\_\_\_\_ 2.0, vs. Indiana State (2/28/18)  
 Strikeouts: \_\_\_\_\_ 2, 2x, last at Mississippi State (3/17/18)  
 Hits Allowed: \_\_\_\_\_ 3, vs. Presbyterian (2/21/18)  
 Walks Allowed: \_\_\_\_\_ 1, 3x, last vs. LSU (3/24/18)  
 Runs Allowed: \_\_\_\_\_ 2, vs. Presbyterian (2/21/18)

## GAME-BY-GAME STATS

DATE	OPP.	GS	IP	H	R	ER	BB	SO	WP	HBP	W-L	SV	ERA
2/16	DUKE		1.0	1	0	0	0	1	0	0	0-0	0	0.00
2/21	PRESBY		1.0	3	2	1	0	1	0	0	0-0	0	4.50
2/28	ISU		2.0	1	0	0	1	1	0	1	1-0	0	2.25
3/14	EKU		1.0	1	0	0	1	2	0	0	1-0	0	1.80
3/17	at MSST		1.0	2	1	1	0	2	0	0	1-0	0	3.00
3/24	LSU		1.0	0	0	0	1	0	0	0	1-0	0	2.57
<b>Totals</b>		<b>0</b>	<b>7.0</b>	<b>8</b>	<b>3</b>	<b>2</b>	<b>3</b>	<b>7</b>	<b>0</b>	<b>1</b>	<b>1-0</b>	<b>0</b>	<b>2.57</b>

## 21 ★ Tyler Brown ★ Freshman

RHP ★ Olentangy Orange HS ★ Ashland, Ohio

## PITCHING CAREER HIGHS

Innings Pitched: 4.0, 2x, last at Mississippi State (3/18/18)  
 Strikeouts: 6, 2x, last at Mississippi State (3/18/18)  
 Hits Allowed: 6, at Florida (3/31/18)  
 Walks Allowed: 1, 4x, last at Middle Tennessee (4/03/18)  
 Runs Allowed: 6, at Florida (3/31/18)

## GAME-BY-GAME STATS

DATE	OPP.	GS	IP	H	R	ER	BB	SO	WP	HBP	W-L	SV	ERA
2/17	DUKE		3.0	2	2	2	0	5	0	0	0-0	0	6.00
2/25	UML		4.0	1	0	0	0	6	0	0	1-0	0	2.57
3/02	vs. SHSU		1.0	2	2	2	0	0	0	0	1-1	0	4.70
3/04	vs. UH		1.0	1	0	0	0	1	0	0	1-1	0	4.15
3/09	at UCLA		2.0	3	0	0	1	4	0	0	1-1	1	3.38
3/18	at MSST		4.0	2	0	0	1	6	0	0	1-1	2	2.45
3/31	at UF		0.0	6	6	6	1	0	0	0	1-1	2	6.14
4/03	at MTSU		2.0	3	1	1	1	1	0	0	1-2	2	5.94
<b>Totals</b>		<b>0</b>	<b>16.2</b>	<b>20</b>	<b>11</b>	<b>11</b>	<b>4</b>	<b>23</b>	<b>0</b>	<b>0</b>	<b>1-2</b>	<b>2</b>	<b>5.94</b>

## 5 ★ Philip Clarke ★ Freshman

C ★ Christ Presbyterian Academy ★ Franklin, Tenn.

## HITTING CAREER HIGHS

Hits: 3, vs. Belmont (3/21/18)  
 Runs: 2, vs. UMass-Lowell (2/25/18)  
 RBI: 3, 3x, last vs. Presbyterian (2/2/18)  
 Walks: 4, vs. UMass-Lowell (2/23/18)  
 HRs: 1, 2x, last at Florida (3/30/18)  
 Strikeouts: 2, 3x, last at Mississippi State (3/17/18)  
 Stolen Bases: 2, vs. UMass-Lowell (2/25/18)

## GAME-BY-GAME STATS

DATE	OPP.	GS	AB	R	H	RBI	2B	3B	HR	BB	K	SB	CS	E	Avg.
2/16	DUKE		5	0	2	3	0	0	0	0	0	0	0	0	.400
2/17	DUKE	*	4	0	1	0	0	0	0	0	1	0	0	0	.333
2/18	DUKE		4	0	1	3	0	0	0	0	1	0	0	0	.308
2/21	PRESBY	*	3	1	1	3	0	0	1	1	0	0	0	0	.312
2/23	UML		1	0	1	1	0	0	0	4	0	0	0	0	.353
2/24	UML	*	3	0	0	0	0	0	0	1	2	0	0	0	.300
2/25	UML		3	2	2	1	0	0	0	2	0	2	0	0	.348
2/27	APSU		4	1	2	0	0	0	0	1	1	1	0	0	.370
2/28	ISU	*	3	0	0	1	0	0	0	0	0	0	0	0	.333
3/03	vs. ULL	*	4	0	0	0	0	0	0	0	0	0	0	0	.294
3/04	vs. UH		3	0	1	0	0	0	0	2	2	0	0	0	.297
3/07	at LBSU	*	3	0	1	0	0	0	0	1	1	0	0	0	.300
3/09	at UCLA	*	4	0	0	0	0	0	0	0	1	0	0	0	.273
3/14	EKU		2	0	0	0	0	0	0	0	0	0	0	0	.261
3/16	at MSST	*	4	1	2	0	2	0	0	0	1	0	0	0	.280
3/17	at MSST	*	4	1	1	1	1	0	0	0	2	0	0	0	.278
3/18	at MSST		3	0	0	0	0	0	0	2	0	0	0	0	.263
3/21	vs. BEL	*	5	0	3	1	0	0	0	0	0	0	1	0	.290
3/23	LSU	*	4	1	1	0	1	0	0	0	0	0	0	0	.288
3/24	LSU	*	4	0	0	0	0	0	0	0	0	0	0	0	.271
3/25	LSU	*	3	1	1	0	0	0	0	0	0	1	0	0	.274
3/30	at UF	*	4	1	1	1	0	0	1	0	1	0	0	0	.273
3/31	at UF	*	3	1	2	0	1	0	0	0	0	0	0	0	.287
4/01	at UF	*	4	0	1	0	0	0	0	0	1	0	0	0	.286
4/03	at MTSU	*	3	0	1	0	0	0	0	0	0	0	0	0	.287
<b>Totals</b>		<b>17</b>	<b>87</b>	<b>10</b>	<b>25</b>	<b>15</b>	<b>5</b>	<b>0</b>	<b>2</b>	<b>14</b>	<b>13</b>	<b>4</b>	<b>1</b>	<b>0</b>	<b>.287</b>

## 42 ★ Maddux Conger ★ Junior

RHP ★ Stephenville HS ★ Stephenville, Texas

## PITCHING CAREER HIGHS

Innings Pitched: 5.0, vs. Presbyterian (2/20/18)  
 Strikeouts: 6, vs. Evansville (2/22/17)  
 Hits Allowed: 7, vs. Southeastern La. (2/28/17)  
 Walks Allowed: 5, 2x, last vs. Austin Peay (2/27/18)  
 Runs Allowed: 5, 2x, last vs. Austin Peay (2/27/18)

## GAME-BY-GAME STATS

DATE	OPP.	GS	IP	H	R	ER	BB	SO	WP	HBP	W-L	SV	ERA
2/20	PRESBY	*	5.0	3	0	0	2	5	0	1	1-0	0	0.00
2/27	APSU		4.0	3	5	1	5	3	3	0	1-0	0	1.00
3/14	EKU		1.0	2	1	1	2	3	0	0	1-0	0	1.80
3/30	at UF		1.0	1	1	1	1	2	1	0	1-0	0	2.45
3/31	at UF		0.1	0	0	0	0	0	0	0	1-0	0	2.38
<b>Totals</b>		<b>1</b>	<b>11.1</b>	<b>9</b>	<b>7</b>	<b>3</b>	<b>10</b>	<b>13</b>	<b>4</b>	<b>1</b>	<b>1-0</b>	<b>0</b>	<b>2.38</b>

## 3 ★ Cooper Davis ★ Freshman

OF ★ St. Aloysius Gonzaga HS ★ Mississauga, Ontario

## HITTING CAREER HIGHS

Hits: 1, vs. Presbyterian (2/21/18)  
 Runs: 1, 2x, last vs. UMass-Lowell (2/24/18)  
 RBI: 1, 2x, last vs. UMass-Lowell (2/24/18)  
 Walks: 1, vs. UMass-Lowell (2/23/18)  
 HRs:  
 Strikeouts:  
 Stolen Bases:

## GAME-BY-GAME STATS

DATE	OPP.	GS	AB	R	H	RBI	2B	3B	HR	BB	K	SB	CS	E	Avg.
2/21	PRESBY		2	1	1	1	0	0	0	0	0	0	0	0	.500
2/23	UML		0	0	0	1	0	0	0	1	0	0	0	0	.500
2/24	UML		0	1	0	0	0	0	0	0	0	0	0	0	.500
2/27	UML		1	0	0	0	0	0	0	0	0	0	0	0	.333
<b>Totals</b>		<b>0</b>	<b>3</b>	<b>2</b>	<b>1</b>	<b>2</b>	<b>0</b>	<b>0</b>	<b>0</b>	<b>1</b>	<b>0</b>	<b>0</b>	<b>0</b>	<b>0</b>	<b>.333</b>

## 27 ★ Chandler Day ★ Junior

RHP ★ Watkins Memorial HS ★ Granville, Ohio

## PITCHING CAREER HIGHS

Innings Pitched: 9.0, vs. Lipscomb (3/28/17)  
 Strikeouts: 10, vs. UT Martin (4/4/17)  
 Hits Allowed: 8, vs. LSU (4/7/16)  
 Walks Allowed: 5, vs. Lipscomb (3/28/17)  
 Runs Allowed: 6, at Middle Tennessee (3/22/16)

## GAME-BY-GAME STATS

DATE	OPP.	GS	IP	H	R	ER	BB	SO	WP	HBP	W-L	SV	ERA
2/18	DUKE	*	4.0	3	1	1	2	6	0	1	0-0	0	2.25
2/25	UML	*	5.0	3	2	2	1	6	0	1	0-0	0	3.00
3/04	vs. UH	*	3.0	5	2	2	0	1	2	0	0-0	0	3.75
3/11	EKU		1.0	2	2	2	1	0	1	0	0-0	0	4.85
3/21	vs. BEL		2.0	0	1	1	2	2	0	0	0-0	0	4.80
4/01	at UF		1.0	0	0	0	0	2	0	0	0-0	0	4.50
<b>Totals</b>		<b>3</b>	<b>16.0</b>	<b>13</b>	<b>8</b>	<b>8</b>	<b>6</b>	<b>17</b>	<b>3</b>	<b>2</b>	<b>0-0</b>	<b>0</b>	<b>4.50</b>



## 18 ★ Pat DeMarco ★ Freshman

OF ★ Winder-Barrow HS ★ Staten Island, N.Y.

## HITTING CAREER HIGHS

Hits: \_\_\_\_\_ 3, 3x, last vs. Presbyterian (2/20/18)  
 Runs: \_\_\_\_\_ 3, vs. Austin Peay (2/27/18)  
 RBI: \_\_\_\_\_ 4, vs. Houston (3/4/18)  
 Walks: \_\_\_\_\_ 2, vs. Austin Peay (2/27/18)  
 HRs: \_\_\_\_\_ 1, 2x, last vs. LSU (3/23/18)  
 Strikeouts: \_\_\_\_\_ 3, 2x, last at Florida (3/30/18)  
 Stolen Bases: \_\_\_\_\_ 1, 4x, last vs. Austin Peay (2/27/18)

## GAME-BY-GAME STATS

DATE	OPP.	GS	AB	R	H	RBI	2B	3B	HR	BB	K	SB	CS	E	Avg.
2/16	DUKE	*	4	2	3	0	1	0	0	1	1	1	0	0	.750
2/17	DUKE	*	5	1	2	1	0	0	0	0	1	0	0	0	.556
2/18	DUKE	*	4	2	3	0	0	0	0	0	0	0	0	0	.615
2/20	PRESBY	*	4	2	3	2	2	0	0	0	0	0	0	0	.647
2/21	PRESBY	*	4	0	1	1	1	0	0	0	0	0	0	0	.571
2/23	UML	*	3	0	0	0	0	0	0	1	1	0	0	0	.500
2/24	UML	*	5	1	2	0	0	0	0	0	2	1	0	0	.483
2/25	UML	*	3	0	1	0	0	0	0	1	1	1	0	0	.469
2/27	APSU	*	3	3	2	2	1	0	0	2	0	1	0	0	.486
2/28	ISU	*	4	1	2	2	1	0	1	0	2	0	0	0	.487
3/02	vs. SHSU	*	4	0	0	0	0	0	0	0	1	0	0	0	.442
3/03	vs. ULL	*	4	0	1	0	0	0	0	0	0	0	0	0	.426
3/04	vs. UH	*	5	1	2	4	1	0	0	0	0	0	0	0	.423
3/07	at LBSU	*	4	0	0	0	0	0	0	0	1	0	0	0	.393
3/09	at UCLA	*	5	0	0	1	0	0	0	0	0	0	0	0	.361
3/11	vs. TCU	*	3	2	2	1	0	0	0	1	0	0	0	0	.375
3/14	EKU	*	5	1	1	0	0	0	0	0	0	0	0	0	.362
3/16	at MSST	*	5	1	2	2	0	1	0	0	3	0	0	0	.365
3/17	at MSST	*	5	1	2	2	0	0	0	0	2	0	0	0	.367
3/18	at MSST	*	4	0	1	0	0	0	0	1	1	0	0	0	.361
3/21	vs. BEL	*	5	1	2	0	0	0	0	0	2	0	0	0	.364
3/23	LSU	*	4	1	2	2	0	0	1	0	1	0	0	0	.370
3/24	LSU	*	4	0	1	0	0	0	0	0	0	0	0	0	.365
3/25	LSU	*	3	0	0	0	0	0	0	0	1	0	0	0	.354
3/27	vs. LIPSC	*	3	0	0	0	0	0	0	1	1	0	0	0	.343
3/30	at UF	*	4	0	0	0	0	0	0	0	3	0	0	0	.330
3/31	at UF	*	4	0	0	0	0	0	0	0	1	0	0	0	.318
4/01	at UF	*	4	0	0	0	0	0	0	0	0	0	0	0	.307
4/03	at MTSU	*	2	1	1	0	1	0	0	0	0	0	1	0	.310
<b>Totals</b>			<b>29</b>	<b>116</b>	<b>21</b>	<b>36</b>	<b>20</b>	<b>8</b>	<b>1</b>	<b>2</b>	<b>8</b>	<b>24</b>	<b>4</b>	<b>1</b>	<b>.310</b>

## 20 ★ Ty Duvall ★ Sophomore

C ★ Lebanon HS ★ Lebanon, Ohio

## HITTING CAREER HIGHS

Hits: \_\_\_\_\_ 3, vs. Western Kentucky (3/14/17)  
 Runs: \_\_\_\_\_ 1, 8x, last at Middle Tennessee (4/03/18)  
 RBI: \_\_\_\_\_ 2, 2x, last vs. UT Martin (4/4/17)  
 Walks: \_\_\_\_\_ 2, vs. UMass-Lowell (2/23/18)  
 HRs: \_\_\_\_\_ 1, at Florida (3/31/18)  
 Strikeouts: \_\_\_\_\_ 2, vs. Austin Peay (2/27/18)  
 Stolen Bases: \_\_\_\_\_

## GAME-BY-GAME STATS

DATE	OPP.	GS	AB	R	H	RBI	2B	3B	HR	BB	K	SB	CS	E	Avg.
2/16	DUKE		0	0	0	0	0	0	0	0	0	0	0	0	.000
2/21	PRESBY		1	1	0	0	0	0	0	1	0	0	0	0	.000
2/23	UML		0	1	0	0	0	0	0	2	0	0	0	0	.000
2/24	UML		0	0	0	0	0	0	0	0	0	0	0	0	.000
2/27	APSU		2	0	0	0	0	0	0	0	2	0	0	0	.000
3/14	EKU	*	1	0	0	0	0	0	0	1	1	0	0	0	.000
3/17	at MSST		1	0	1	0	0	0	0	0	0	0	0	0	.200
3/30	at UF		1	0	0	0	0	0	0	0	1	0	0	0	.167
3/31	at UF		1	1	1	1	0	0	1	0	0	0	0	0	.286
4/01	at UF		1	0	0	0	0	0	0	0	1	0	0	0	.250
4/03	at MTSU	*	2	1	1	0	1	0	0	1	0	0	0	0	.300
<b>Totals</b>			<b>2</b>	<b>10</b>	<b>4</b>	<b>3</b>	<b>1</b>	<b>1</b>	<b>0</b>	<b>1</b>	<b>5</b>	<b>5</b>	<b>0</b>	<b>0</b>	<b>.300</b>

## 39 ★ Jake Eder ★ Freshman

LHP ★ Calvary Christian Academy ★ Ocean Ridge, Fla.

## PITCHING CAREER HIGHS

Innings Pitched: \_\_\_\_\_ 5.0, 3x, last at Middle Tennessee (4/03/18)  
 Strikeouts: \_\_\_\_\_ 7, at Long Beach State (3/7/18)  
 Hits Allowed: \_\_\_\_\_ 6, 2x, last at Middle Tennessee (4/03/18)  
 Walks Allowed: \_\_\_\_\_ 4, at Long Beach State (3/7/18)  
 Runs Allowed: \_\_\_\_\_ 4, vs. Indiana State (2/28/18)

## GAME-BY-GAME STATS

DATE	OPP.	GS	IP	H	R	ER	BB	SO	WP	HBP	W-L	SV	ERA
2/21	PRESBY	*	4.0	1	0	0	0	4	0	1	1-0	0	0.00
2/28	ISU	*	5.0	3	4	4	1	5	0	0	1-0	0	4.00
3/07	at LBSU	*	5.0	0	0	0	4	7	0	0	1-0	0	2.57
3/14	EKU	*	1.0	1	2	1	1	1	0	0	1-1	0	3.00
3/21	vs. BEL	*	4.1	2	2	2	2	4	1	0	1-2	0	3.26
3/27	vs. LIPSC	*	4.1	6	3	3	0	5	0	0	1-3	0	3.80
4/03	at MTSU	*	5.0	6	3	3	3	6	1	0	1-3	0	4.08
Totals		7	28.2	19	14	13	11	32	2	1	1-3	0	4.08

**66 ★ Drake Fellows ★ Sophomore**

RHP ★ Joliet Catholic Academy ★ Plainfield, Ill.

**PITCHING CAREER HIGHS**

Innings Pitched: \_\_\_\_\_ 8.0, vs. St. Mary's (3/12/17)  
 Strikeouts: \_\_\_\_\_ 10, vs. Alabama (5/20/17)  
 Hits Allowed: \_\_\_\_\_ 8, vs. CSUN (3/5/17)  
 Walks Allowed: \_\_\_\_\_ 5, at Mississippi State (3/16/18)  
 Runs Allowed: \_\_\_\_\_ 6, vs. Florida (4/15/17)

**GAME-BY-GAME STATS**

DATE	OPP.	GS	IP	H	R	ER	BB	SO	WP	HBP	W-L	SV	ERA
2/16	DUKE	*	4.1	1	1	1	4	4	0	2	0-0	0	2.08
2/23	UML	*	5.0	2	0	0	1	8	0	0	1-0	0	0.96
3/02	vs. SHSU	*	6.0	5	2	2	1	8	0	1	0-0	0	1.76
3/09	at UCLA	*	7.0	6	3	3	1	9	0	0	2-0	0	2.42
3/16	at MSST	*	6.0	3	0	0	5	7	1	0	3-0	0	1.91
3/23	LSU	*	5.0	5	2	2	3	4	0	1	4-0	0	2.16
3/30	at UF	*	6.1	6	5	4	3	8	2	0	4-1	0	2.72
<b>Totals</b>			<b>7</b>	<b>39.2</b>	<b>28</b>	<b>13</b>	<b>12</b>	<b>18</b>	<b>48</b>	<b>3</b>	<b>4-1</b>	<b>0</b>	<b>2.72</b>

**13 ★ Kiambu Fentress ★ Redshirt Sophomore**

OF ★ Ensworth HS ★ Nashville, Tenn.

**HITTING CAREER HIGHS**

Hits: \_\_\_\_\_ 1, at Middle Tennessee (4/18/17)  
 Runs: \_\_\_\_\_  
 RBI: \_\_\_\_\_ 1, vs. Austin Peay (2/27/18)  
 Walks: \_\_\_\_\_  
 HRs: \_\_\_\_\_  
 Strikeouts: \_\_\_\_\_ 1, 2x, last vs. UMass-Lowell (2/23/18)  
 Stolen Bases: \_\_\_\_\_

**GAME-BY-GAME STATS**

DATE	OPP.	GS	AB	R	H	RBI	2B	3B	HR	BB	K	SB	CS	E	Avg.
2/18	DUKE		0	0	0	0	0	0	0	0	0	0	0	0	.000
2/20	PRESBY		0	0	0	0	0	0	0	0	0	0	0	0	.000
2/21	PRESBY		2	0	0	0	0	0	0	0	1	0	0	0	.000
2/23	UML		1	0	0	0	0	0	0	0	1	0	0	0	.000
2/24	UML		1	0	0	0	0	0	0	0	0	0	0	0	.000
2/25	UML		0	0	0	0	0	0	0	0	0	0	0	0	.000
2/27	APSU		1	0	0	1	0	0	0	0	0	0	0	0	.000
<b>Totals</b>			<b>0</b>	<b>5</b>	<b>0</b>	<b>1</b>	<b>0</b>	<b>0</b>	<b>0</b>	<b>0</b>	<b>2</b>	<b>0</b>	<b>0</b>	<b>0</b>	<b>.000</b>

**32 ★ Hugh Fisher ★ Freshman**

LHP ★ Briarcrest Christian HS ★ Eads, Tenn.

**PITCHING CAREER HIGHS**

Innings Pitched: \_\_\_\_\_ 2.0, vs. Presbyterian (2/20/18)  
 Strikeouts: \_\_\_\_\_ 2, vs. Eastern Kentucky (3/14/18)  
 Hits Allowed: \_\_\_\_\_ 2, vs. Belmont (3/21/18)  
 Walks Allowed: \_\_\_\_\_ 1, 3x, last at Florida (4/01/18)  
 Runs Allowed: \_\_\_\_\_ 1, vs. Belmont (3/21/18)

**GAME-BY-GAME STATS**

DATE	OPP.	GS	IP	H	R	ER	BB	SO	WP	HBP	W-L	SV	ERA
2/20	PRESBY		2.0	0	0	0	0	0	0	0	0-0	0	0.00
3/03	vs. ULL		0.0	0	0	0	0	0	0	1	0-0	0	0.00
3/14	EKU		1.0	0	0	0	0	2	0	0	0-0	0	0.00
3/21	vs. BEL		0.2	2	1	0	1	1	0	0	0-0	0	0.00
3/30	at UF		0.2	0	0	0	1	0	1	0	0-0	0	0.00
4/01	at UF		1.1	0	0	0	1	1	0	0	0-0	0	0.00
<b>Totals</b>			<b>0</b>	<b>5.2</b>	<b>2</b>	<b>1</b>	<b>0</b>	<b>3</b>	<b>4</b>	<b>1</b>	<b>0-0</b>	<b>0</b>	<b>0.00</b>

**49 ★ AJ Franklin ★ Redshirt Sophomore**

LHP ★ Wilson Central HS ★ Lebanon, Tenn.

**PITCHING CAREER HIGHS**

Innings Pitched: \_\_\_\_\_ 1.0, vs. UMass-Lowell (2/23/18)  
 Strikeouts: \_\_\_\_\_  
 Hits Allowed: \_\_\_\_\_  
 Walks Allowed: \_\_\_\_\_ 1, vs. UMass-Lowell (2/23/18)  
 Runs Allowed: \_\_\_\_\_

**GAME-BY-GAME STATS**

DATE	OPP.	GS	IP	H	R	ER	BB	SO	WP	HBP	W-L	SV	ERA
2/21	PRESBY		0.2	0	0	0	0	0	0	0	0-0	0	0.00
2/23	UML		1.0	0	0	0	1	0	0	1	0-0	0	0.00
<b>Totals</b>			<b>0</b>	<b>1.2</b>	<b>0</b>	<b>0</b>	<b>1</b>	<b>0</b>	<b>0</b>	<b>1</b>	<b>0-0</b>	<b>0</b>	<b>0.00</b>

**35 ★ Jackson Gillis ★ Sophomore**

LHP ★ Wilmington HS ★ Wilmington, Mass.

**PITCHING CAREER HIGHS**

Innings Pitched: \_\_\_\_\_ 3.2, vs. Duke (2/16/18)  
 Strikeouts: \_\_\_\_\_ 5, vs. UMass-Lowell (2/24/18)  
 Hits Allowed: \_\_\_\_\_ 4, vs. TCU (3/11/18)  
 Walks Allowed: \_\_\_\_\_ 4, vs. Texas A&M (3/25/17)  
 Runs Allowed: \_\_\_\_\_ 3, 3x, last at TCU (3/11/18)

**GAME-BY-GAME STATS**

DATE	OPP.	GS	IP	H	R	ER	BB	SO	WP	HBP	W-L	SV	ERA
2/16	DUKE		3.2	1	0	0	1	4	0	2	1-0	0	0.00
2/24	UML		3.1	3	1	1	1	5	1	0	2-0	0	1.29
3/02	vs. SHSU		2.2	2	3	3	2	4	0	0	2-0	0	3.72
3/11	vs. TCU	*	2.0	4	3	3	3	2	0	1	2-0	0	5.40
3/17	at MSST		1.1	1	0	0	0	3	0	0	2-0	0	4.85
3/27	vs. LIPSC		2.0	1	0	0	3	4	0	0	2-0	0	4.20
4/01	at UF		1.1	1	2	2	3	2	0	1	2-0	0	4.96
<b>Totals</b>			<b>1</b>	<b>16.1</b>	<b>13</b>	<b>9</b>	<b>9</b>	<b>13</b>	<b>24</b>	<b>1</b>	<b>4-0</b>	<b>0</b>	<b>4.95</b>

**99 ★ Jayson Gonzalez ★ Freshman**

IF ★ Bishop Amat HS ★ Covina, Calif.

**HITTING CAREER HIGHS**

Hits: \_\_\_\_\_ 4, 2x, last vs. Austin Peay (2/27/18)  
 Runs: \_\_\_\_\_ 2, 2x, last vs. Houston (3/4/18)  
 RBI: \_\_\_\_\_ 5, vs. UMass-Lowell (2/24/18)  
 Walks: \_\_\_\_\_ 1, 7x, last at UCLA (3/9/18)  
 HRs: \_\_\_\_\_ 2, vs. UMass-Lowell (2/24/18)  
 Strikeouts: \_\_\_\_\_ 3, 2x, last at Mississippi State (3/18/18)  
 Stolen Bases: \_\_\_\_\_ 1, vs. Houston (3/4/18)

**GAME-BY-GAME STATS**

DATE	OPP.	GS	AB	R	H	RBI	2B	3B	HR	BB	K	SB	CS	E	Avg.
2/16	DUKE	*	4	0	1	1	0	0	0	1	0	0	0	1	.250
2/17	DUKE	*	3	0	0	0	0	0	0	0	1	0	0	0	.143
2/18	DUKE	*	4	0	2	0	0	0	0	0	1	0	0	0	.273
2/20	PRESBY	*	4	0	1	0	0	0	0	0	2	0	0	0	.267
2/21	PRESBY	*	3	0	0	0	0	0	0	0	1	0	0	0	.222
2/23	UML	*	3	1	0	0	0	0	0	1	2	0	0	0	.190
2/24	UML	*	5	2	4	5	1	0	2	0	1	0	0	0	.308
2/25	UML	*	3	1	1	1	0	0	0	1	1	0	0	0	.310
2/27	APSU	*	4	1	4	4	1	0	0	0	0	0	0	1	.394
2/28	ISU	*	4	0	0	0	0	0	0	0	1	0	0	1	.351
3/02	vs. SHSU	*	3	1	0	0	0	0	0	1	2	0	0	0	.325
3/03	vs. ULL	*	4	0	1	0	0	0	0	0	1	0	0	0	.318
3/04	vs. UH	*	4	2	1	0	0	0	0	1	3	1	0	0	.312
3/07	at LBSU	*	3	1	2	3	0	0	1	1	1	0	0	0	.333
3/09	at UCLA	*	3	2	1	0	0	0	0	1	0	0	0	0	.333
3/11	vs. TCU	*	5	0	1	2	0	0	0	0	2	0	0	0	.322
3/14	EKU	*	3	0	0	0	0	0	0	0	1	0	0	1	.306
3/16	at MSST	*	4	1	1	0	0	0	0	0	2	0	0	0	.303
3/17	at MSST	*	4	1	1	1	0	0	0	0	0	0	0	1	.300
3/18	at MSST	*	4	0	0	0	0	0	0	0	3	0	0	0	.284
3/21	vs. BEL	*	3	0	0	0	0	0	0	0	2	0	0	1	.273
3/31	at UF	*	3	0	0	0	0	0	0	0	2	0	0	0	.262
4/01	at UF	*	1	0	0	0	0	0	0	0	1	0	0	0	.259
4/03	at MTSU	*	3	1	1	3	0	0	1	0	1	0	0	0	.262
<b>Totals</b>			<b>24</b>	<b>84</b>	<b>14</b>	<b>22</b>	<b>20</b>	<b>2</b>	<b>0</b>	<b>4</b>	<b>7</b>	<b>31</b>	<b>1</b>	<b>0</b>	<b>.262</b>

**17 ★ Walker Grisanti ★ Junior**

OF ★ Christian Brothers HS ★ Collierville, Tenn.

**HITTING CAREER HIGHS**

Hits: \_\_\_\_\_ 2, 4x, last at South Carolina (4/6/17)  
 Runs: \_\_\_\_\_ 3, vs. Xavier (3/12/16)  
 RBI: \_\_\_\_\_ 3, 2x, last vs. Austin Peay (2/27/18)  
 Walks: \_\_\_\_\_ 3, at UCLA (3/9/18)  
 HRs: \_\_\_\_\_ 1, 2x, last vs. Austin Peay (2/27/18)  
 Strikeouts: \_\_\_\_\_ 3, 3x, last at at Florida (3/30/18)  
 Stolen Bases: \_\_\_\_\_ 1, 2x, last vs. Lipscomb (3/27/18)

**GAME-BY-GAME STATS**

DATE	OPP.	GS	AB	R	H	RBI	2B	3B	HR	BB	K	SB	CS	E	Avg.
2/17	DUKE		1	0	0	0	0	0	0	0	1	0	0	0	.000
2/21	PRESBY		1	2	1	0	0	0	0	1	0	0	0	0	.500
2/23	UML		1	1	1	1	1	0	0	0	0	0	0	0	.667
2/24	UML		0	1	0	0	0	0	0	1	0	0	0	0	.667
2/25	UML		0	0	0	0	0	0	0	1	0	0	0	0	.667
2/27	APSU	*	3	1	1	3	0	0	1	1	1	0	0	0	.500
3/02	vs. SHSU		1	1	1	0	0	0	0	0	0	0	0	0	.571
3/03	vs. ULL	*	3	0	0	0	0	0	0	1	1	0	0	0	.400
3/04	vs. UH	*	2	2	0	0	0	0	0	2	0	0	0	0	.333
3/07	at LBSU	*	4	0	1	0	0	0	0	0	1	0	1	0	.312
3/09	at UCLA	*	1	1	0	1	0	0	0	3	0	0	0	0	.294
3/11	vs. TCU	*	3	0	0	0	0	0	0	1	0	1	0	0	.250
3/14	EKU	*	3	0	0	0	0	0	0	2	1	0	0	0	.217
3/16	at MSST	*	2	1	0	0	0	0	0	1	1	0	0	0	.200
3/17	at MSST	*	3	0	0	0	0	0	0	0	3	0	0	0	.179
3/21	vs. BEL		1	0	0	0	0	0	0	1	1	0	0	0	.172
3/27	vs. LIPSC		3	1	0	0	0	0	0	1	2	1	0	0	.156
3/30	at UF	*	3	0	0	0	0	0	0	0	3	0	0	0	.143
<b>Totals</b>			<b>10</b>	<b>35</b>	<b>11</b>	<b>5</b>	<b>5</b>	<b>1</b>	<b>0</b>	<b>1</b>	<b>16</b>	<b>15</b>	<b>2</b>	<b>1</b>	<b>.143</b>

**44 ★ Mason Hickman ★ Freshman**

RHP ★ Pope John Paul II HS ★ Hendersonville, Tenn.

**PITCHING CAREER HIGHS**

Innings Pitched: \_\_\_\_\_ 7.0, vs. LSU (3/25/18)  
 Strikeouts: \_\_\_\_\_ 9, vs. LSU (3/25/18)  
 Hits Allowed: \_\_\_\_\_ 8, at Florida (4/01/18)  
 Walks Allowed: \_\_\_\_\_ 3, vs. Austin Peay (2/27/18)  
 Runs Allowed: \_\_\_\_\_ 5, at Florida (4/01/18)

**GAME-BY-GAME STATS**

DATE	OPP.	GS	IP	H	R	ER	BB	SO	WP	HBP	W-L	SV	ERA
2/18	DUKE		5.0	3	0	0	2	7	1	0	1-0	0	0.00
2/27	APSU	*	4.0	2	1	1	3	2	0	0	2-0	0	1.00
3/04	vs. UH		4.0	5	2	2	0	5	0	0	3-0	0	2.08
3/14	EKU		1.0	0	0	0	0	1	0	0	3-0	0	1.93
3/18	at MSST	*	5.0	4	3	3	2	4	1	0	4-0	0	2.84
3/25	LSU	*	7.0	2	0	0	2	9	0	0	5-0	0	2.08
4/01	at UF	*	2.2	8	5	5	1	1	2	0	5-1	0	3.45
<b>Totals</b>			<b>4</b>	<b>28.2</b>	<b>24</b>	<b>11</b>	<b>10</b>	<b>29</b>	<b>4</b>	<b>0</b>	<b>5-1</b>	<b>0</b>	<b>3.45</b>



**22 ★ Julian Infante ★ Junior**

IF ★ Westminster Christian HS ★ Miami, Fla.

**HITTING CAREER HIGHS**

Hits: \_\_\_\_\_ 4, vs. Belmont (3/22/17)  
 Runs: \_\_\_\_\_ 4, vs. Belmont (3/22/17)  
 RBI: \_\_\_\_\_ 7, vs. Missouri (5/7/17)  
 Walks: \_\_\_\_\_ 3, vs. St. Mary's (3/12/17)  
 HRs: \_\_\_\_\_ 1, 17x, last at Arkansas (5/14/17)  
 Strikeouts: \_\_\_\_\_ 4, 2x, last vs. UMass-Lowell (2/23/18)  
 Stolen Bases: \_\_\_\_\_ 1, at Florida (3/31/18)

**GAME-BY-GAME STATS**

DATE	OPP.	GS	AB	R	H	RBI	2B	3B	HR	BB	K	SB	CS	E	Avg.
2/16	DUKE	*	4	0	0	0	0	0	0	0	0	0	0	0	.000
2/17	DUKE	*	4	0	0	0	0	0	0	0	3	0	0	0	.000
2/18	DUKE	*	4	0	0	1	0	0	0	1	0	0	0	0	.000
2/20	PRESBY	*	3	0	0	0	0	0	0	1	1	0	0	0	.000
2/21	PRESBY	*	3	0	1	1	1	0	0	1	0	0	0	1	.056
2/23	UML	*	5	0	0	1	0	0	0	0	4	0	0	0	.043
2/24	UML	*	4	1	0	0	0	0	0	1	2	0	0	0	.037
2/28	ISU		1	0	0	0	0	0	0	0	0	0	0	0	.036
3/02	vs. SHSU	*	3	1	1	1	0	0	0	1	1	0	0	0	.065
3/03	vs. ULL	*	3	0	0	0	0	0	0	0	3	0	0	0	.059
3/07	at LBSU	*	3	0	2	0	0	0	0	0	1	0	0	0	.108
3/09	at UCLA	*	3	1	0	0	0	0	0	0	1	0	0	0	.100
3/11	vs. TCU	*	4	2	2	0	0	0	0	0	2	0	0	0	.136
3/14	EKU	*	4	0	1	1	0	0	0	0	2	0	0	0	.146
3/16	at MSST	*	4	1	1	0	0	0	0	0	1	0	0	0	.154
3/17	at MSST	*	4	1	2	1	0	0	0	0	1	0	0	1	.179
3/18	at MSST	*	4	0	1	0	1	0	0	0	3	0	0	0	.183
3/21	vs. BEL	*	5	0	0	0	0	0	0	0	3	0	0	0	.169
3/23	LSU	*	4	1	1	2	0	0	1	0	1	0	0	0	.174
3/24	LSU	*	4	0	0	0	0	0	0	0	3	0	0	0	.164
3/25	LSU	*	1	0	0	0	0	0	0	1	0	0	0	0	.162
3/27	vs. LIPSC	*	3	0	0	1	0	0	0	0	1	0	0	0	.156
3/30	at UF	*	4	1	2	0	1	0	0	0	2	0	0	1	.173
3/31	at UF	*	4	0	1	0	0	0	0	0	0	1	0	0	.176
4/01	at UF	*	3	0	0	0	0	0	0	1	2	0	0	0	.170
4/03	at MTSU	*	3	0	0	0	0	0	0	0	1	0	0	0	.165
<b>Totals</b>			<b>25</b>	<b>91</b>	<b>9</b>	<b>15</b>	<b>9</b>	<b>3</b>	<b>0</b>	<b>1</b>	<b>7</b>	<b>38</b>	<b>1</b>	<b>0</b>	<b>.165</b>

**8 ★ Alonzo Jones ★ Junior**

OF ★ Columbus HS ★ Columbus, Ga.

**HITTING CAREER HIGHS**

Hits: \_\_\_\_\_ 3, 4x, last vs. Indiana State (2/28/18)  
 Runs: \_\_\_\_\_ 3, 4x, last vs. UMass-Lowell (2/23/18)  
 RBI: \_\_\_\_\_ 5, vs. San Diego (2/21/16)  
 Walks: \_\_\_\_\_ 3, 2x, last vs. UT Martin (4/4/17)  
 HRs: \_\_\_\_\_ 1, 2x, last vs. Austin Peay (2/27/18)  
 Strikeouts: \_\_\_\_\_ 3, 5x, last at South Carolina (4/7/17)  
 Stolen Bases: \_\_\_\_\_ 2, 5x, last vs. Duke (2/18/18)

**GAME-BY-GAME STATS**

DATE	OPP.	GS	AB	R	H	RBI	2B	3B	HR	BB	K	SB	CS	E	Avg.
2/16	DUKE	*	4	1	2	0	0	0	0	0	0	1	0	0	.500
2/17	DUKE	*	3	0	0	0	0	0	0	1	2	0	0	0	.286
2/18	DUKE	*	4	1	2	0	0	0	0	0	1	2	0	0	.364
2/20	PRESBY	*	4	0	0	0	0	0	0	0	0	1	0	0	.267
2/21	PRESBY	*	3	1	1	0	0	0	0	0	0	1	0	0	.278
2/23	UML	*	4	3	2	0	1	0	0	0	1	1	0	0	.318
2/24	UML	*	4	1	1	0	0	0	0	0	2	1	0	0	.308
2/25	UML	*	4	1	1	1	0	1	0	0	1	0	0	0	.300
2/27	APSU	*	3	2	0	0	0	0	0	1	0	1	0	0	.273
2/28	ISU	*	4	2	3	3	1	0	1	0	0	0	0	0	.324
3/02	vs. SHSU	*	3	0	0	0	0	0	0	0	1	0	0	0	.300
3/07	at LBSU		0	0	0	0	0	0	0	0	0	0	0	0	.300
3/09	at UCLA	*	2	1	0	0	0	0	0	1	1	0	0	0	.286
3/11	vs. TCU		0	0	0	0	0	0	0	0	0	0	0	0	.286
3/23	LSU	*	4	0	1	0	0	0	0	0	0	1	0	0	.283
3/24	LSU	*	3	0	1	1	0	0	0	1	0	0	0	0	.286
3/25	LSU	*	2	0	0	0	0	0	0	0	2	0	0	0	.275
3/27	vs. LIPSC	*	2	0	0	0	0	0	0	2	0	1	0	0	.264
3/30	at UF	*	3	0	0	0	0	0	0	0	2	0	0	0	.250
3/31	at UF	*	3	0	1	1	0	0	0	1	1	1	0	0	.254
4/01	at UF	*	4	0	1	0	0	0	0	0	1	0	0	0	.254
4/03	at MTSU	*	3	0	0	0	0	0	0	0	1	0	0	0	.242
<b>Totals</b>			<b>20</b>	<b>66</b>	<b>13</b>	<b>16</b>	<b>6</b>	<b>2</b>	<b>1</b>	<b>7</b>	<b>17</b>	<b>10</b>	<b>0</b>	<b>0</b>	<b>.242</b>

## 12 ★ Connor Kaiser ★ Junior

IF ★ Blue Valley West HS ★ Overland Park, Kan.

## HITTING CAREER HIGHS

Hits: \_\_\_\_\_ 3, 2x, last at Kentucky (4/2/17)  
 Runs: \_\_\_\_\_ 3, 2x, last vs. UMass-Lowell (2/24/18)  
 RBI: \_\_\_\_\_ 3, vs. UMass-Lowell (2/23/18)  
 Walks: \_\_\_\_\_ 3, 2x, last vs. LSU (3/23/18)  
 HRs: \_\_\_\_\_ 1, vs. South Carolina (5/23/17)  
 Strikeouts: \_\_\_\_\_ 4, at Clemson (6/3/17)  
 Stolen Bases: \_\_\_\_\_ 2, 2x, last vs. UMass-Lowell (2/25/18)

## GAME-BY-GAME STATS

DATE	OPP.	GS	AB	R	H	RBI	2B	3B	HR	BB	K	SB	CS	E	Avg.
2/16	DUKE	*	4	2	1	0	0	0	0	1	1	0	0	0	.250
2/17	DUKE	*	5	0	2	1	1	0	0	0	0	1	0	0	.333
2/18	DUKE	*	4	2	2	0	1	0	0	1	0	0	0	0	.385
2/20	PRESBY	*	3	1	1	2	0	0	0	2	0	1	0	0	.375
2/21	PRESBY	*	6	2	2	2	0	0	0	0	1	1	0	0	.364
2/23	UML	*	4	2	1	3	1	0	0	1	1	0	0	0	.346
2/24	UML	*	3	3	2	1	0	0	0	2	1	0	0	0	.379
2/25	UML	*	3	1	0	0	0	0	0	2	0	2	0	0	.344
2/27	APSU	*	5	2	1	0	0	0	0	0	1	1	0	0	.324
2/28	ISU	*	4	1	2	2	1	0	0	0	0	0	0	0	.341
3/02	vs. SHSU	*	5	1	2	2	1	0	0	0	2	0	0	0	.348
3/03	vs. ULL	*	3	0	1	0	0	0	0	1	1	0	0	0	.347
3/04	vs. UH	*	3	0	0	0	0	0	0	1	1	1	0	0	.327
3/07	at LBSU	*	3	1	2	0	0	0	0	1	1	0	1	0	.345
3/09	at UCLA	*	4	0	0	0	0	0	0	1	0	0	0	0	.322
3/11	vs. TCU	*	5	0	1	2	0	0	0	0	3	0	0	0	.312
3/14	EKU	*	4	1	1	2	0	1	0	1	1	0	0	0	.309
3/16	at MSST	*	4	0	1	0	0	0	0	0	0	0	0	0	.306
3/17	at MSST	*	2	1	2	0	0	0	0	2	0	0	0	0	.324
3/18	at MSST	*	5	0	1	2	0	0	0	0	2	0	0	0	.316
3/21	vs. BEL	*	5	1	1	0	0	0	0	0	0	0	0	0	.310
3/23	LSU	*	1	1	0	0	0	0	0	3	0	2	0	0	.306
3/24	LSU	*	4	0	1	0	0	0	0	0	1	0	0	0	.303
3/25	LSU	*	1	0	0	0	0	0	0	0	1	0	0	0	.300
3/27	vs. LIPSC	*	4	0	0	0	0	0	0	0	3	0	0	0	.287
3/30	at UF	*	4	0	0	0	0	0	0	0	1	0	0	0	.276
3/31	at UF	*	4	0	1	0	0	0	0	1	1	0	0	0	.275
4/01	at UF	*	4	0	1	0	0	0	0	0	0	0	0	0	.274
4/03	at MTSU	*	4	0	1	0	0	0	0	0	1	0	0	0	.273
<b>Totals</b>			<b>29</b>	<b>110</b>	<b>22</b>	<b>30</b>	<b>19</b>	<b>5</b>	<b>1</b>	<b>0</b>	<b>20</b>	<b>24</b>	<b>9</b>	<b>1</b>	<b>.273</b>

## 33 ★ Erik Kaiser ★ Freshman

RHP ★ Waterloo HS ★ Waterloo, Ill.

## PITCHING CAREER HIGHS

Innings Pitched: \_\_\_\_\_ 1.0, 2x, last at Long Beach State (3/7/18)  
 Strikeouts: \_\_\_\_\_ 2, vs. Austin Peay (2/27/18)  
 Hits Allowed: \_\_\_\_\_ 1, vs. Austin Peay (2/27/18)  
 Walks Allowed: \_\_\_\_\_  
 Runs Allowed: \_\_\_\_\_

## GAME-BY-GAME STATS

DATE	OPP.	GS	IP	H	R	ER	BB	SO	WP	HBP	W-L	SV	ERA
2/27	APSU		1.0	1	0	0	0	2	0	0	0-0	0	0.00
3/07	at LBSU		1.0	0	0	0	0	1	0	0	0-0	0	0.00
<b>Totals</b>			<b>0</b>	<b>2.0</b>	<b>1</b>	<b>0</b>	<b>0</b>	<b>3</b>	<b>0</b>	<b>0</b>	<b>0-0</b>	<b>0</b>	<b>0.00</b>

## 34 ★ Zach King ★ Sophomore

LHP ★ Spring Hill HS ★ Spring Hill, Tenn.

## PITCHING CAREER HIGHS

Innings Pitched: \_\_\_\_\_ 5.1, vs. Missouri (5/7/17)  
 Strikeouts: \_\_\_\_\_ 5, 3x, last vs. UMass-Lowell (2/24/18)  
 Hits Allowed: \_\_\_\_\_ 7, vs. UMass-Lowell (2/24/18)  
 Walks Allowed: \_\_\_\_\_ 3, vs. South Carolina (5/23/17)  
 Runs Allowed: \_\_\_\_\_ 3, 2x, at Long Beach State (3/7/18)

## GAME-BY-GAME STATS

DATE	OPP.	GS	IP	H	R	ER	BB	SO	WP	HBP	W-L	SV	ERA
2/17	DUKE	*	4.0	4	2	2	0	4	0	1	0-0	0	4.50
2/24	UML	*	4.2	7	1	1	0	5	0	0	0-0	0	3.12
3/03	vs. ULL		2.2	3	1	1	1	3	0	1	0-0	0	3.18
3/07	at LBSU		1.1	2	3	3	1	0	1	0	0-1	0	4.97
3/11	vs. TCU		1.0	1	0	0	0	0	0	1	0-1	0	4.61
3/16	at MSST		3.0	2	0	0	2	3	0	0	0-1	1	3.78
3/23	LSU		4.0	3	0	0	1	4	0	0	0-1	2	3.05
3/31	at UF		1.0	0	1	1	1	2	0	0	0-1	2	3.32
Totals		2	21.2	22	8	8	6	21	1	3	0-1	2	3.32

## 16 ★ Austin Martin ★ Freshman

IF ★ Trinity Christian Academy HS ★ Jacksonville, Fla.

## HITTING CAREER HIGHS

Hits: \_\_\_\_\_ 4, vs. Presbyterian (2/20/18)  
 Runs: \_\_\_\_\_ 2, 8x, last vs. Belmont (3/21/18)  
 RBI: \_\_\_\_\_ 1, 6x, last at Mississippi State (3/17/18)  
 Walks: \_\_\_\_\_ 2, 4x, last vs. Belmont (3/21/18)  
 HRs: \_\_\_\_\_ 1, vs. Duke (2/18/18)  
 Strikeouts: \_\_\_\_\_ 4, vs. Indiana State (2/28/18)  
 Stolen Bases: \_\_\_\_\_ 3, vs. Presbyterian (2/21/18)

## GAME-BY-GAME STATS

DATE	OPP.	GS	AB	R	H	RBI	2B	3B	HR	BB	K	SB	CS	E	Avg.
2/17	DUKE		2	0	0	0	0	0	0	0	1	0	0	0	.000
2/18	DUKE	*	3	2	1	1	0	0	1	1	1	0	0	0	.200
2/20	PRESBY	*	5	1	4	0	1	0	0	0	0	0	1	0	.500
2/21	PRESBY	*	2	2	1	0	0	0	0	2	0	3	0	0	.500
2/23	UML	*	2	2	2	1	0	0	0	2	0	0	0	0	.571
2/24	UML	*	4	2	3	1	1	0	0	0	0	2	0	0	.611
2/25	UML	*	4	0	2	1	0	0	0	1	0	1	0	0	.591
2/27	APSU	*	3	2	2	0	0	0	0	2	1	0	1	0	.600
2/28	ISU	*	4	0	0	0	0	0	0	0	4	0	0	0	.517
3/02	vs. SHSU	*	5	0	1	1	1	0	0	0	1	0	0	0	.471
3/03	vs. ULL	*	4	0	1	0	0	0	0	0	0	0	0	0	.447
3/04	Houston	*	4	1	0	0	0	0	0	0	0	0	0	0	.405
3/11	vs. TCU	*	5	2	2	0	1	0	0	0	1	1	0	0	.404
3/14	EKU	*	3	1	1	0	0	0	0	1	1	0	0	0	.400
3/16	at MSST	*	2	0	1	0	0	0	0	1	0	0	0	0	.404
3/17	at MSST	*	5	2	3	1	1	0	0	0	1	1	1	0	.421
3/18	at MSST	*	4	1	2	0	1	0	0	0	1	1	0	0	.426
3/21	vs. BEL	*	2	2	1	0	0	0	0	2	0	1	0	0	.429
3/23	LSU	*	4	0	0	0	0	0	0	0	2	1	0	0	.403
3/24	LSU	*	4	1	1	0	1	0	0	0	2	0	0	0	.394
3/25	LSU	*	3	0	0	0	0	0	0	0	0	0	0	0	.378
3/27	vs. LIPSC	*	3	0	0	0	0	0	0	1	1	0	0	0	.364
3/30	at UF	*	4	1	1	0	0	0	0	0	1	0	0	0	.358
3/31	at UF	*	4	0	0	0	0	0	0	1	0	0	0	0	.341
4/01	at UF	*	3	1	1	0	0	0	0	0	1	0	0	0	.341
4/03	at MTSU	*	3	0	1	0	0	0	0	1	0	0	1	0	.341
<b>Totals</b>			<b>25</b>	<b>91</b>	<b>23</b>	<b>31</b>	<b>6</b>	<b>7</b>	<b>0</b>	<b>1</b>	<b>15</b>	<b>19</b>	<b>11</b>	<b>4</b>	<b>.341</b>

## 10 ★ Ethan Paul ★ Junior

IF ★ International School ★ Bellevue, Wash.

## HITTING CAREER HIGHS

Hits: \_\_\_\_\_ 4, 2x, last vs. UMass-Lowell (2/24/18)  
 Runs: \_\_\_\_\_ 3, 6x, last vs. Austin Peay (2/27/18)  
 RBI: \_\_\_\_\_ 7, vs. UMass-Lowell (2/24/18)  
 Walks: \_\_\_\_\_ 3, vs. Xavier (3/13/16)  
 HRs: \_\_\_\_\_ 2, vs. CSUN (3/5/17)  
 Strikeouts: \_\_\_\_\_ 3, 2x, last vs. LSU (3/23/18)  
 Stolen Bases: \_\_\_\_\_ 2, 3x, last vs. LSU (3/23/18)

## GAME-BY-GAME STATS

DATE	OPP.	GS	AB	R	H	RBI	2B	3B	HR	BB	K	SB	CS	E	Avg.
2/16	DUKE	*	4	2	2	3	0	0	0	0	0	0	0	0	.500
2/17	DUKE	*	3	0	0	0	0	0	0	1	0	0	0	0	.286
2/18	DUKE	*	4	2	1	2	0	0	0	1	1	0	0	0	.273
2/20	PRESBY	*	4	2	1	1	0	0	1	0	0	0	0	0	.267
2/21	PRESBY	*	2	2	0	0	0	0	0	2	0	1	0	0	.235
2/23	UML	*	4	1	2	3	2	0	0	0	0	0	0	0	.286
2/24	UML	*	6	2	4	7	1	0	1	0	1	0	0	0	.370
2/25	UML	*	5	1	1	0	0	0	0	0	1	1	0	0	.344
2/27	APSU	*	6	3	3	4	0	0	1	0	1	1	0	1	.368
2/28	ISU	*	3	1	1	0	1	0	0	1	2	0	0	0	.366
3/02	vs. SHSU	*	5	0	1	1	1	0	0	0	2	0	0	0	.348
3/03	vs. ULL	*	3	0	1	0	0	0	0	1	0	0	0	0	.347
3/04	vs. UH	*	4	1	1	1	1	0	0	1	1	0	0	0	.340
3/07	at LBSU	*	4	0	0	0	0	0	0	0	2	0	0	0	.316
3/09	at UCLA	*	4	1	1	3	0	0	1	1	1	0	0	0	.311
3/11	vs. TCU	*	4	0	0	0	0	0	0	0	1	0	0	0	.292
3/14	EKU	*	4	1	1	0	0	0	0	0	2	0	0	0	.290
3/16	at MSST	*	4	0	0	0	0	0	0	0	1	0	0	0	.274
3/17	at MSST	*	4	1	2	1	1	0	0	1	1	0	0	1	.286
3/18	at MSST	*	3	1	0	0	0	0	0	2	0	1	0	0	.275
3/21	vs. BEL	*	5	0	1	1	0	0	0	0	0	1	0	1	.271
3/23	LSU	*	4	0	1	0	0	0	0	0	3	2	0	0	.270
3/24	LSU	*	3	1	1	0	0	0	0	0	0	0	0	0	.272
3/25	LSU	*	3	0	2	0	1	0	0	0	1	0	0	0	.284
3/27	vs. LIPSC	*	1	0	0	0	0	0	0	2	1	0	1	0	.281
3/30	at UF	*	4	0	0	0	0	0	0	0	1	0	0	0	.270
3/31	at UF	*	3	0	0	0	0	0	0	1	0	0	0	0	.262
4/01	at UF	*	3	1	1	2	0	0	1	0	1	0	0	0	.264
4/03	at MTSU	*	2	0	0	0	0	0	0	1	2	0	0	0	.259
<b>Totals</b>			<b>29</b>	<b>108</b>	<b>23</b>	<b>28</b>	<b>29</b>	<b>8</b>	<b>0</b>	<b>5</b>	<b>15</b>	<b>27</b>	<b>7</b>	<b>1</b>	<b>.259</b>

## 34 ★ Patrick Raby ★ Junior

RHP ★ Farragut HS ★ Knoxville, Tenn.

## PITCHING CAREER HIGHS

Innings Pitched: \_\_\_\_\_ 9.0, vs. Georgia (4/21/17)  
 Strikeouts: \_\_\_\_\_ 11, 2x, last vs. St. Mary's (3/12/17)  
 Hits Allowed: \_\_\_\_\_ 9, at Kentucky (3/31/17)  
 Walks Allowed: \_\_\_\_\_ 5, vs. Alabama (5/18/17)  
 Runs Allowed: \_\_\_\_\_ 7, at Kentucky (3/31/17)

## GAME-BY-GAME STATS

DATE	OPP.	GS	IP	H	R	ER	BB	SO	WP	HBP	W-L	SV	ERA
2/17	DUKE		2.0	3	1	1	1	4	0	1	0-1	0	4.50
2/23	UML		3.0	2	0	0	0	3	0	1	0-1	0	1.80
3/03	vs. ULL	*	3.2	4	2	2	3	2	0	1	0-2	0	3.12
3/11	vs. TCU		5.0	3	1	0	3	8	1	0	1-2	0	1.98
3/17	at MSST	*	5.0	5	0	0	2	5	0	0	2-2	0	1.45
3/24	LSU	*	6.0	6	3	3	3	4	0	0	2-3	0	2.19
3/31	at UF	*	5.2	6	3	3	2	3	0	1	2-4	0	2.67
Totals		4	30.1	29	10	9	14	29	1	4	2-4	0	2.67

## 2 ★ Harrison Ray ★ Sophomore

IF ★ Lake Brantley HS ★ Longwood, Fla.

## HITTING CAREER HIGHS

Hits: \_\_\_\_\_ 2, 3x, last vs. Eastern Kentucky (3/14/18)  
 Runs: \_\_\_\_\_ 2, vs. Missouri (5/7/17)  
 RBI: \_\_\_\_\_ 2, 3x, last vs. Alabama (5/18/17)  
 Walks: \_\_\_\_\_ 2, at Kentucky (4/2/17)  
 HRs: \_\_\_\_\_ 1, vs. Southeastern La. (2/28/17)  
 Strikeouts: \_\_\_\_\_ 2, 5x, last at Clemson (6/3/17)  
 Stolen Bases: \_\_\_\_\_ 1, 2x, last vs. Missouri (5/7/17)

## GAME-BY-GAME STATS

DATE	OPP.	GS	AB	R	H	RBI	2B	3B	HR	BB	K	SB	CS	E	Avg.
2/17	DUKE		0	0	0	0	0	0	0	0	0	0	0	0	.000
2/18	DUKE		0	0	0	0	0	0	0	0	0	0	0	0	.000
2/20	PRESBY	*	2	0	0	0	0	0	0	0	0	0	0	0	.000
2/21	PRESBY		1	1	1	1	0	1	0	1	0	0	0	0	.333
2/23	UML		1	1	0	0	0	0	0	1	0	0	0	0	.250
2/24	UML		1	0	0	0	0	0	0	0	0	0	0	0	.200
2/25	UML		0	0	0	0	0	0	0	0	0	0	0	0	.200
2/27	APSU		1	1	1	1	1	0	0	0	0	0	0	0	.333
2/28	ISU		0	0	0	0	0	0	0	0	0	0	0	0	.333
3/02	vs. SHSU		0	0	0	0	0	0	0	0	0	0	0	0	.333
3/14	EKU		3	0	2	1	0	0	0	0	0	0	0	0	.444
3/17	at MSST		0	1	0	0	0	0	0	1	0	0	0	0	.444
3/18	at MSST		0	0	0	0	0	0	0	0	0	0	0	0	.444
3/21	vs. BEL	*	2	0	0	0	0	0	0	0	1	0	0	0	.364
3/31	at UF		1	0	0	0	0	0	0	0	1	0	0	0	.333
4/01	at UF		1	0	0	0	0	0	0	0	1	0	0	0	.308
<b>Totals</b>			<b>2</b>	<b>13</b>	<b>4</b>	<b>4</b>	<b>3</b>	<b>1</b>	<b>1</b>	<b>0</b>	<b>3</b>	<b>3</b>	<b>0</b>	<b>0</b>	<b>.308</b>

## 45 ★ Reid Schaller ★ Redshirt Freshman

RHP ★ Lebanon Senior HS ★ Lebanon, Ind.

## PITCHING CAREER HIGHS

Innings Pitched: \_\_\_\_\_ 2.0, 2x, last vs. Presbyterian (2/20/18)  
 Strikeouts: \_\_\_\_\_ 3, vs. Indiana State (2/28/18)  
 Hits Allowed: \_\_\_\_\_ 2, 4x, last vs. Lipscomb (3/27/18)  
 Walks Allowed: \_\_\_\_\_ 4, at Florida (4/01/18)  
 Runs Allowed: \_\_\_\_\_ 2, at Lipscomb (3/27/18)

## GAME-BY-GAME STATS

DATE	OPP.	GS	IP	H	R	ER	BB	SO	WP	HBP	W-L	SV	ERA
2/20	PRESBY		2.0	2	1	1	0	2	0	0	0-0	0	4.50
2/28	ISU		2.0	1	1	1	0	3	0	0	0-0	0	4.50
3/04	vs. UH		1.0	1	0	0	0	2	0	0	0-0	0	3.60
3/07	at LBSU		0.1	2	0	0	0	0	1	0	0-0	0	3.38
3/11	vs. TCU		1.0	1	0	0	0	1	0	0	0-0	1	2.84
3/21	vs. BEL		1.0	2	1	1	0	1	0	0	0-0	1	3.68
3/27	vs. LIPSC		1.2	2	2	2	1	3	0	2	0-0	1	5.00
4/01	at UF		1.2	1	1	1	4	2	1	0	0-0	1	5.06
Totals		0	10.2	12	6	6	5	14	2	2	0-0	1	5.06



## 19 ★ Stephen Scott ★ Junior

OF/C ★ Cardinal Gibbons HS ★ Cary, N.C.

## HITTING CAREER HIGHS

Hits: \_\_\_\_\_ 3, vs. Duke (2/17/18)  
 Runs: \_\_\_\_\_ 3, 3x, last vs. Duke (2/17/18)  
 RBI: \_\_\_\_\_ 4, vs. UMass-Lowell (2/25/18)  
 Walks: \_\_\_\_\_ 2, 8x, last vs. Houston (3/4/18)  
 HRs: \_\_\_\_\_ 1, 6x, last at Florida (3/30/18)  
 Strikeouts: \_\_\_\_\_ 3, vs. UMass-Lowell (2/23/18)  
 Stolen Bases: \_\_\_\_\_ 1, 6x, last vs. Lipscomb (3/27/18)

## GAME-BY-GAME STATS

DATE	OPP.	GS	AB	R	H	RBI	2B	3B	HR	BB	K	SB	CS	E	Avg.
2/16	DUKE	*	4	2	2	1	0	0	0	0	1	0	0	0	.500
2/17	DUKE		4	3	3	1	2	0	1	0	0	0	0	0	.625
2/18	DUKE	*	4	0	1	1	0	0	0	1	0	0	0	0	.500
2/20	PRESBY	*	3	0	1	1	1	0	0	1	0	1	0	0	.467
2/23	UML	*	4	0	1	0	0	0	0	0	3	0	0	0	.421
2/25	UML	*	4	2	2	4	0	0	1	0	0	0	0	0	.435
2/27	APSU	*	3	1	1	0	1	0	0	1	1	0	0	0	.423
2/28	ISU		2	2	0	0	0	0	0	2	1	0	0	0	.393
3/02	vs. SHSU	*	3	1	1	1	0	0	0	1	1	0	0	0	.387
3/03	vs. ULL		0	0	0	0	0	0	0	1	0	0	0	0	.387
3/04	vs. UH	*	2	1	0	1	0	0	0	2	0	0	0	0	.364
3/07	at LBSU	*	4	0	0	0	0	0	0	0	2	0	0	0	.324
3/11	vs. TCU	*	4	0	0	0	0	0	0	0	2	0	0	0	.293
3/17	at MSST		1	0	0	0	0	0	0	0	0	0	0	0	.286
3/18	at MSST	*	4	1	0	0	0	0	0	1	1	0	0	0	.261
3/23	LSU	*	3	0	0	0	0	0	0	1	2	0	0	0	.245
3/24	LSU		3	0	0	0	0	0	0	1	1	0	0	0	.231
3/25	LSU	*	2	0	0	0	0	0	0	0	1	0	0	1	.222
3/27	vs. LIPSC	*	3	0	1	0	0	0	0	1	1	1	0	0	.228
3/30	at UF	*	3	1	1	3	0	0	1	1	1	0	0	1	.233
3/31	at UF	*	3	0	0	0	0	0	0	0	3	0	0	0	.222
4/01	at UF	*	2	0	0	0	0	0	0	0	1	0	0	0	.215
<b>Totals</b>			<b>17</b>	<b>65</b>	<b>14</b>	<b>14</b>	<b>13</b>	<b>4</b>	<b>0</b>	<b>3</b>	<b>14</b>	<b>22</b>	<b>2</b>	<b>0</b>	<b>.215</b>

## 43 ★ Tyler Solomon ★ Freshman

IF ★ Battlefield HS ★ Haymarket, Va.

## HITTING CAREER HIGHS

Hits: \_\_\_\_\_  
 Runs: \_\_\_\_\_ 1, 2x, last vs. Austin Peay (2/27/18)  
 RBI: \_\_\_\_\_  
 Walks: \_\_\_\_\_ 1, 2x, last vs. Austin Peay (2/27/18)  
 HRs: \_\_\_\_\_  
 Strikeouts: \_\_\_\_\_ 1, 2x, last vs. Presbyterian (2/21/18)  
 Stolen Bases: \_\_\_\_\_

## GAME-BY-GAME STATS

DATE	OPP.	GS	AB	R	H	RBI	2B	3B	HR	BB	K	SB	CS	E	Avg.
2/18	DUKE		1	0	0	0	0	0	0	0	1	0	0	0	.000
2/21	PRESBY		2	0	0	0	0	0	0	0	1	0	0	0	.000
2/23	UML		0	1	0	0	0	0	0	1	0	0	0	0	.000
2/24	UML		0	0	0	0	0	0	0	0	0	0	0	0	.000
2/27	APSU		0	1	0	0	0	0	0	0	1	0	0	0	.000
<b>Totals</b>			<b>0</b>	<b>3</b>	<b>2</b>	<b>0</b>	<b>0</b>	<b>0</b>	<b>0</b>	<b>2</b>	<b>2</b>	<b>0</b>	<b>0</b>	<b>0</b>	<b>.000</b>

## 11 ★ Paxton Stover ★ Senior

LHP ★ Dyersburg State CC ★ Ridgely, Tenn.

## PITCHING CAREER HIGHS

Innings Pitched: \_\_\_\_\_ 3.0, at Kentucky (3/31/17)  
 Strikeouts: \_\_\_\_\_ 3, 4x, last vs. Belmont (3/22/17)  
 Hits Allowed: \_\_\_\_\_ 4, 2x, last vs. LSU (3/24/18)  
 Walks Allowed: \_\_\_\_\_ 4, 2x, last vs. Middle Tennessee (5/16/17)  
 Runs Allowed: \_\_\_\_\_ 3, 3x, last vs. LSU (3/24/18)

## GAME-BY-GAME STATS

DATE	OPP.	GS	IP	H	R	ER	BB	SO	WP	HBP	W-L	SV	ERA
2/21	PRESBY		1.0	0	0	0	0	2	0	0	0-0	0	0.00
3/14	EKU		1.0	0	0	0	0	1	0	0	0-0	0	0.00
3/17	at MSST		1.0	0	0	0	0	2	0	1	0-0	0	0.00
3/19	vs. BEL		1.0	1	0	0	0	2	0	0	0-0	0	0.00
3/24	LSU		1.2	4	3	3	0	1	1	0	0-0	0	4.76
<b>Totals</b>		<b>0</b>	<b>5.2</b>	<b>5</b>	<b>3</b>	<b>3</b>	<b>0</b>	<b>8</b>	<b>1</b>	<b>1</b>	<b>0-0</b>	<b>0</b>	<b>4.76</b>

## 31 ★ Justin Willis ★ Freshman

RHP ★ Memorial HS ★ West New York, N.J.

## PITCHING CAREER HIGHS

Innings Pitched: \_\_\_\_\_ 1.1, vs. Presbyterian (2/21/18)  
 Strikeouts: \_\_\_\_\_ 2, 2x, last at Mississippi State (3/17/18)  
 Hits Allowed: \_\_\_\_\_ 2, vs. Presbyterian (2/21/18)  
 Walks Allowed: \_\_\_\_\_ 1, 4x, last at Florida (3/30/18)  
 Runs Allowed: \_\_\_\_\_ 3, vs. Belmont (3/21/18)

## GAME-BY-GAME STATS

DATE	OPP.	GS	IP	H	R	ER	BB	SO	WP	HBP	W-L	SV	ERA
2/21	PRESBY		1.1	2	0	0	1	0	1	0	0-0	0	0.00
3/03	vs. ULL		0.2	0	0	0	0	2	0	0	0-0	0	0.00
3/14	EKU		1.0	0	0	0	0	1	0	0	0-0	0	0.00
3/17	at MSST		0.2	0	0	0	0	2	0	1	0-0	0	0.00
3/21	vs. BEL		0.0	1	3	3	1	0	0	1	0-0	0	7.36
3/24	LSU		0.1	1	0	0	1	0	0	0	0-0	0	6.75
3/30	at UF		0.0	1	2	2	1	0	0	1	0-0	0	11.25
<b>Totals</b>		<b>0</b>	<b>4.0</b>	<b>5</b>	<b>5</b>	<b>5</b>	<b>4</b>	<b>5</b>	<b>1</b>	<b>3</b>	<b>0-0</b>	<b>0</b>	<b>11.25</b>

## 6 ★ Justin Wilson ★ Redshirt Sophomore

RHP ★ Vol State CC ★ Murfreesboro, Tenn.

## PITCHING CAREER HIGHS

Innings Pitched: \_\_\_\_\_ 1.0, 5x, last at Florida (3/31/18)  
 Strikeouts: \_\_\_\_\_ 3, vs. UMass-Lowell (2/24/18)  
 Hits Allowed: \_\_\_\_\_ 1, 2x, last vs. Eastern Kentucky (3/14/18)  
 Walks Allowed: \_\_\_\_\_ 2, at Long Beach State (3/7/18)  
 Runs Allowed: \_\_\_\_\_ 1, 2x, last vs. Eastern Kentucky (3/14/18)

## GAME-BY-GAME STATS

DATE	OPP.	GS	IP	H	R	ER	BB	SO	WP	HBP	W-L	SV	ERA
2/21	PRESBY		1.0	0	0	0	0	2	0	0	0-0	0	0.00
2/24	UML		1.0	1	0	0	0	3	1	1	0-0	0	0.00
3/03	vs. ULL		1.0	0	0	0	0	1	0	0	0-0	0	0.00
3/07	at LBSU		0.1	0	1	1	2	0	0	0	0-0	0	2.70
3/14	EKU		1.0	1	1	1	1	1	0	1	0-0	0	4.15
3/31	at UF		1.0	0	0	0	1	1	0	0	0-0	0	3.38
<b>Totals</b>		<b>0</b>	<b>5.1</b>	<b>2</b>	<b>2</b>	<b>2</b>	<b>4</b>	<b>8</b>	<b>1</b>	<b>2</b>	<b>0-0</b>	<b>0</b>	<b>3.38</b>

## TEAM GAME HIGHS

## BATTING

At bats:.....42	vs Austin Peay (Feb 27, 2018)
Runs scored:.....19	vs Austin Peay (Feb 27, 2018)
Hits:.....19	vs Austin Peay (Feb 27, 2018)
RBI's:.....17	vs Austin Peay (Feb 27, 2018)
Doubles:.....5	vs UMass-Lowell (Feb 23, 2018)
Triples:.....1	(4 times)
Home runs:.....3	vs UMass-Lowell (Feb 24, 2018)
.....3	vs Austin Peay (Feb 27, 2018)
Total bases:.....32	vs Austin Peay (Feb 27, 2018)
Walks:.....14	vs UMass-Lowell (Feb 23, 2018)
Strikeouts:.....16	at Florida (Mar 30, 2018)
Sac hits:.....3	at Mississippi State (Mar 16, 2018)
Sac flies:.....1	(5 times)
Stolen bases:.....7	vs UMass-Lowell (Feb 25, 2018)
Hit by pitch:.....4	vs TCU (Mar 11, 2018)
Caught stealing:.....2	at Long Beach State (Mar 07, 2018)
.....2	at Mississippi State (Mar 17, 2018)
.....2	at Middle Tennessee (Apr 3, 2018)
Runners LOB:.....14	vs UMass-Lowell (Feb 23, 2018)
Hit into DP:.....2	(4 times)

## FIELDING

Putouts:.....28	vs Sam Houston State (Mar 02, 2018)
Assists:.....14	vs LSU (Mar 23, 2018)
Errors:.....3	at Mississippi State (Mar 17, 2018)
Passed balls:.....1	vs TCU (Mar 11, 2018)
.....1	vs Lipscomb (Mar 27, 2018)
.....1	at Florida (Mar 31, 2018)
DPs turned:.....3	vs. LSU (Mar 24, 2018)

## PITCHING

Innings pitched:.....9.1	vs Sam Houston State (Mar 02, 2018)
Runs allowed:.....10	at Florida (Mar 31, 2018)
Earned runs:.....10	at Florida (Mar 31, 2018)
Walks allowed:.....9	at Florida (Apr 1, 2018)
Strikeouts:.....14	at Mississippi State (Mar 17, 2018)
Hits allowed:.....12	vs Houston (Mar 04, 2018)
.....12	at Florida (Mar 31, 2018)
Doubles allowed:.....5	vs Houston (Mar 04, 2018)
Triples allowed:.....1	(4 times)
Homers allowed:.....4	vs Sam Houston State (Mar 02, 2018)
Wild pitches:.....4	at Florida (Mar 30, 2018)
.....4	at Florida (Apr 1, 2018)
Hit batters:.....4	vs Duke (Feb 16, 2018)

## INDIVIDUAL GAME HIGHS

## BATTING

At bats:.....6	Connor Kaiser vs Presbyterian (Feb 21, 2018)
.....6	Ethan Paul vs UMass-Lowell (Feb 24, 2018)
.....6	Ethan Paul vs Austin Peay (Feb 27, 2018)
Runs scored:.....3	(5 times)
Hits:.....4	(4 times)
RBI's:.....7	Ethan Paul vs UMass-Lowell (Feb 24, 2018)
Doubles:.....2	(4 times)
Triples:.....1	(4 times)
Home runs:.....2	J. Gonzalez vs UMass-Lowell (Feb 24, 2018)
Total bases:.....11	J. Gonzalez vs UMass-Lowell (Feb 24, 2018)
Walks:.....4	Philip Clarke vs UMass-Lowell (Feb 23, 2018)
Strikeouts:.....4	Julian Infante vs UMass-Lowell (Feb 23, 2018)
.....4	Austin Martin vs Indiana State (Feb 28, 2018)
Sac hits:.....2	A. Martin at Mississippi State (Mar 16, 2018)
Sac flies:.....1	(5 times)
Stolen bases:.....3	Austin Martin vs Presbyterian (Feb 21, 2018)
Hit by pitch:.....2	Austin Martin vs UMass-Lowell (Feb 24, 2018)
Caught stealing:.....1	(10 times)
Runners LOB:.....7	Julian Infante vs UMass-Lowell (Feb 23, 2018)

## FIELDING

Putouts:.....13	Philip Clarke vs Duke (Feb 17, 2018)
.....13	Stephen Scott vs Duke (Feb 18, 2018)
.....13	Stephen Scott vs Lipscomb (Mar 27, 2018)
Assists:.....8	Connor Kaiser vs LSU (Mar 23, 2018)
Errors:.....1	(15 times)
Passed balls:.....1	Stephen Scott vs TCU (Mar 11, 2018)
.....1	Stephen Scott vs Lipscomb (Mar 27, 2018)
.....1	Philip Clarke at Florida (Mar 31, 2018)

## PITCHING

Innings pitched:.....7.0	Drake Fellows at UCLA (Mar 09, 2018)
.....7.0	Mason Hickman vs. LSU (Mar 25, 2018)
Runs allowed:.....6	Tyler Brown at Florida (Mar 31, 2018)
Earned runs:.....6	Tyler Brown at Florida (Mar 31, 2018)
Walks allowed:.....5	Maddux Conger vs Austin Peay (Feb 27, 2018)
.....5	D. Fellows at Mississippi State (Mar 16, 2018)
Strikeouts:.....9	Drake Fellows at UCLA (Mar 09, 2018)
.....9	Mason Hickman vs. LSU (Mar 25, 2018)
Hits allowed:.....8	Mason Hickman at Florida (Apr 1, 2018)
Doubles allowed:.....3	Mason Hickman vs Houston (Mar 04, 2018)
Triples allowed:.....1	(4 times)
Homers allowed:.....2	Jake Eder vs Indiana State (Feb 28, 2018)
.....2	J. Gillis vs Sam Houston State (Mar 02, 2018)
Wild pitches:.....3	Maddux Conger vs Austin Peay (Feb 27, 2018)
Hit batters:.....2	Jackson Gillis vs Duke (Feb 16, 2018)
.....2	Drake Fellows vs Duke (Feb 16, 2018)
.....2	Reid Schaller vs Lipscomb (Mar 27, 2018)

## 2018 SEASON RESULTS

Record: 17-12 Home: 11-3 Away: 4-5 Neutral: 2-4 SEC: 5-4

DATE	OPPONENT		SCORE		R-H-E	R-H-E	INNS	OVERALL	SEC	PITCHER OF RECORD	ATTEND	TIME
Feb 16, 2018	#25 DUKE	W	9-1		9-15-1	1-3-0	9	1-0-0	0-0-0	Gillis (W 1-0)	2587	3:32
Feb 17, 2018	#25 DUKE		4-5	L	4-9-0	5-9-3	9	1-1-0	0-0-0	Raby (L 0-1)	2533	3:07
Feb 18, 2018	#25 DUKE	W	9-1		9-13-0	1-6-1	9	2-1-0	0-0-0	Hickman (W 1-0)	3076	3:06
Feb 20, 2018	PRESBYTERIAN	W	7-1		7-12-0	1-5-1	9	3-1-0	0-0-0	Conger (W 1-0)	2531	2:52
Feb 21, 2018	PRESBYTERIAN	W	15-2		15-11-1	2-6-4	9	4-1-0	0-0-0	Eder (W 1-0)	2420	3:21
Feb 23, 2018	UMASS-LOWELL	W	15-0		15-13-0	0-4-1	9	5-1-0	0-0-0	Fellows (W 1-0)	2599	3:37
Feb 24, 2018	UMASS-LOWELL	W	15-2		15-16-0	2-11-1	9	6-1-0	0-0-0	Gillis (W 2-0)	2579	3:14
Feb 25, 2018	UMASS-LOWELL	W	9-2		9-11-0	2-4-1	9	7-1-0	0-0-0	T. Brown (W 1-0)	2561	3:02
Feb 27, 2018	AUSTIN PEAY	W	19-6		19-19-2	6-6-1	9	8-1-0	0-0-0	Hickman (W 2-0)	2540	2:37
Feb 28, 2018	INDIANA STATE	W	8-5		5-5-5	8-9-8	9	9-1-0	0-0-0	A. Brown (W 1-0)	2427	2:50
Mar 02, 2018	Sam Houston State		6-7	L	6-9-0	7-9-1	(10)	9-2-0	0-0-0	T. Brown (L 1-1)	4972	3:17
Mar 03, 2018	Louisiana		0-3	L	0-5-0	3-7-0	9	9-3-0	0-0-0	Raby (L 0-2)	6796	2:53
Mar 04, 2018	vs. #24 Houston	W	9-4		9-7-0	4-12-2	9	10-3-0	0-0-0	Hickman (W 3-0)	5414	3:28
Mar 07, 2018	at Long Beach State		3-4	L	3-9-1	4-4-1	9	10-4-0	0-0-0	King (L 0-1)	1712	3:30
Mar 09, 2018	at #11 UCLA	W	6-3		6-4-0	3-9-2	9	11-4-0	0-0-0	Fellows (W 2-0)	1215	3:17
Mar 11, 2018	vs. #8 TCU	W	7-4		7-9-0	4-9-0	9	12-4-0	0-0-0	Raby (W 1-2)	1109	3:26
Mar 14, 2018	EASTERN KY.		5-6	L	5-10-1	6-7-1	9	12-5-0	0-0-0	Eder (L 1-1)	2668	3:45
Mar 16, 2018	at #19 Mississippi State*	W	5-0		5-10-0	0-5-3	9	13-5-0	1-0-0	Fellows (W 3-0)	4860	3:01
Mar 17, 2018	at #19 Mississippi State*	W	10-1		10-16-4	1-7-2	9	14-5-0	2-0-0	Raby (W 2-2)	6218	3:53
Mar 18, 2018	at #19 Mississippi State*	W	4-3		4-6-0	3-6-3	9	15-5-0	3-0-0	Hickman (W 4-0)	4569	3:24
Mar 21, 2018	vs. Belmont		5-8	L	5-8-2	8-8-3	9	15-6-0	3-0-0	Eder (L 1-2)	1006	3:47
Mar 23, 2018	#19 LSU*	W	4-2		4-7-0	2-8-1	9	16-6-0	4-0-0	Fellows (W 4-0)	3136	3:15
Mar 24, 2018	#19 LSU*		2-6	L	2-7-0	6-11-0	9	16-7-0	4-1-0	Raby (L 2-3)	3211	3:54
Mar 25, 2018	#19 LSU*	W	1-0		1-4-1	0-2-0	7	17-7-0	5-1-0	Hickman (W 5-0)	3399	1:35
Mar 27, 2018	vs. Lipscomb		1-5	L	1-1-0	5-9-0	9	17-8-0	5-1-0	Eder (L 1-3)	1495	3:17
Mar 30, 2018	at #2 Florida*		4-8	L	4-5-2	8-8-1	9	17-9-0	5-2-0	Fellows (L 4-1)	3781	3:05
Mar 31, 2018	at #2 Florida*		2-10	L	2-6-0	10-12-1	9	17-10-0	5-3-0	Raby (L 2-4)	4835	3:18
Apr 01, 2018	at #2 Florida*		2-8	L	2-5-0	8-10-0	9	17-11-0	5-4-0	Hickman (L 5-1)	3736	3:15
Apr 03, 2018	at Middle Tennessee		3-4	L	3-6-0	4-9-0	7	17-12-0	5-4-0	T. Brown (L 1-2)	1528	3:17

\* = Conference game

() extra inning game



## GAME-BY-GAME OFFENSIVE STATISTICS

DATE	OPPONENT	AB	R	H	RBI	2B	3B	HR	TB	BB	IBB	SB	CS	HBP	SAC	SF	GDP	K	PO	A	E	LOB	AVG.
Feb 16	#25 DUKE	37	9	15	8	2	0	0	17	3	0	2	0	1	0	1	1	3	27	11	1	9	.405
Feb 17	#25 DUKE	36	4	9	3	3	0	1	15	2	0	1	0	1	0	0	0	11	27	7	0	8	.329
Feb 18	#25 DUKE	36	9	13	8	1	0	1	17	5	0	2	0	1	1	0	1	6	27	8	0	10	.339
Feb 20	PRESBYTERIAN	34	7	12	6	4	0	1	19	4	0	2	1	1	0	0	1	5	27	11	0	8	.343
Feb 21	PRESBYTERIAN	39	15	11	10	3	1	1	19	10	0	6	0	1	0	0	0	4	27	9	1	11	.330
Feb 23	UMASS-LOWELL	36	15	13	14	5	0	1	21	14	0	1	0	2	0	1	0	13	27	11	0	14	.335
Feb 24	UMASS-LOWELL	39	15	16	14	3	0	3	28	6	0	4	0	3	1	0	0	12	27	6	0	10	.346
Feb 25	UMASS-LOWELL	33	9	11	8	0	1	1	16	9	0	7	0	0	0	0	2	4	27	12	0	9	.345
Feb 27	AUSTIN PEAY	42	19	19	17	4	0	3	32	9	0	5	1	1	0	0	0	9	27	11	2	9	.358
Feb 28	INDIANA STATE	32	8	9	8	4	0	2	19	3	0	0	0	0	0	1	0	11	27	6	1	4	.352
Mar 02	vs. Sam Houston St.	36	6	9	6	3	0	0	12	3	0	0	0	0	0	0	2	12	28	7	0	3	.343
Mar 03	vs. Louisiana	32	0	5	0	0	0	0	5	4	0	0	0	0	0	0	0	7	24	10	0	9	.329
Mar 04	vs #24 Houston	31	9	7	8	2	0	1	12	10	0	2	0	3	0	0	1	8	27	5	0	11	.322
Mar 07	at Long Beach State	31	3	9	3	0	0	1	12	4	0	0	2	0	0	0	1	10	24	12	1	5	.320
Mar 09	at #11 UCLA	29	6	4	6	1	0	1	8	9	0	0	0	0	2	1	1	4	27	7	0	8	.310
Mar 11	vs. #8 TCU	36	7	9	5	1	0	0	10	3	1	2	0	4	0	0	0	12	27	9	0	9	.306
Mar 14	EASTERN KY.	37	5	10	5	0	1	0	12	5	0	0	0	3	0	0	1	9	27	7	1	13	.304
Mar 16	at #19 Mississippi St.	34	5	10	2	3	1	0	15	2	0	0	0	1	3	0	1	10	27	8	0	8	.303
Mar 17	at #19 Mississippi St.	39	10	16	8	3	0	0	19	4	0	2	2	0	1	0	2	13	27	9	3	7	.309
Mar 18	at #19 Mississippi St.	35	4	6	2	2	0	0	8	7	2	2	0	2	0	0	1	11	27	8	0	13	.303
Mar 21	vs Belmont	37	5	8	2	0	0	0	8	6	0	2	1	1	0	0	0	12	27	11	2	12	.298
Mar 23	#19 LSU	32	4	7	4	1	0	2	14	4	0	6	0	0	0	0	0	11	27	14	0	8	.295
Mar 24	#19 LSU	33	2	7	2	1	0	0	8	2	0	0	0	2	0	0	0	7	27	13	0	8	.292
Mar 25	LSU	21	1	4	0	1	0	0	5	1	0	1	0	0	1	0	0	8	21	7	1	4	.289
Mar 27	vs Lipscomb	25	1	1	1	0	0	0	1	9	0	3	1	1	0	1	0	10	24	8	0	8	.282
Mar 30	at #2 Florida	34	4	5	4	1	0	2	12	1	0	0	0	1	0	0	0	16	24	6	2	5	.277
Mar 31	at #2 Florida	34	2	6	2	1	0	1	10	4	0	2	0	0	0	0	0	10	24	4	0	9	.273
Apr 01	at #2 Florida	30	2	5	2	0	0	1	8	1	0	0	0	2	2	0	0	10	24	6	0	6	.269
Apr 03	at Middle Tennessee	25	3	6	3	2	0	1	11	3	0	0	2	2	0	0	0	6	21	6	0	6	.269
<b>Totals</b>		<b>975</b>	<b>189</b>	<b>262</b>	<b>161</b>	<b>51</b>	<b>4</b>	<b>24</b>	<b>393</b>	<b>147</b>	<b>3</b>	<b>52</b>	<b>10</b>	<b>33</b>	<b>11</b>	<b>5</b>	<b>15</b>	<b>264</b>	<b>754</b>	<b>249</b>	<b>15</b>	<b>244</b>	<b>.269</b>

## GAME-BY-GAME PITCHING STATISTICS

Date	Opponent	IP	H	R	ER	BB	SO	2B	3B	HR	WP	BK	HBP	DP	IBB	Score	W	L	SV	ERA
Feb 16	#25 DUKE	9.0	3	1	1	5	9	1	0	0	0	1	4	1	0	9-1	1	0	0	1.00
Feb 17	#25 DUKE	9.0	9	5	5	1	13	2	0	1	0	0	2	1	0	4-5	1	1	0	3.00
Feb 18	#25 DUKE	9.0	6	1	1	4	13	1	0	0	1	1	1	2	0	9-1	2	1	0	2.33
Feb 20	PRESBYTERIAN	9.0	5	1	1	2	7	1	0	0	0	0	1	1	0	7-1	3	1	0	2.00
Feb 21	PRESBYTERIAN	9.0	6	2	1	1	9	1	0	0	1	0	1	2	0	15-2	4	1	0	1.80
Feb 23	UMASS-LOWELL	9.0	4	0	0	2	11	0	0	0	0	0	1	1	0	15-0	5	1	0	1.50
Feb 24	UMASS-LOWELL	9.0	11	2	2	1	13	2	0	0	2	0	1	2	0	15-2	6	1	0	1.57
Feb 25	UMASS-LOWELL	9.0	4	2	2	1	12	0	0	0	0	0	1	0	0	9-2	7	1	0	1.62
Feb 27	AUSTIN PEAY	9.0	6	6	2	8	7	3	0	1	3	0	0	0	0	19-6	8	1	0	1.67
Feb 28	INDIANA STATE	9.0	5	5	5	2	9	0	0	3	0	0	1	0	0	8-5	9	1	0	2.00
Mar 02	vs. Sam Houston St.	9.1	9	7	7	3	12	0	0	4	0	0	1	0	0	6-7	9	2	0	2.45
Mar 03	vs. Louisiana	8.0	7	3	3	4	8	3	0	1	0	0	3	1	0	0-3	9	3	0	2.52
Mar 04	vs #24 Houston	9.0	12	4	4	0	9	5	0	1	2	0	0	0	0	9-4	10	3	0	2.63
Mar 07	at Long Beach State	8.0	4	4	4	7	8	0	0	0	2	0	0	0	0	3-4	10	4	0	2.75
Mar 09	at #11 UCLA	9.0	9	3	3	2	13	2	0	1	0	0	0	0	0	6-3	11	4	1	2.77
Mar 11	vs. #8 TCU	9.0	9	4	3	6	11	0	1	1	1	0	2	1	0	7-4	12	4	2	2.78
Mar 14	EASTERN KY.	9.0	7	6	5	6	12	2	0	0	1	0	1	0	0	5-6	12	5	2	2.91
Mar 16	at #19 Mississippi St.	9.0	5	0	0	7	10	0	0	0	1	0	0	2	0	5-0	13	5	3	2.75
Mar 17	at #19 Mississippi St.	9.0	8	1	1	2	14	1	0	1	0	0	2	0	0	10-1	14	5	3	2.66
Mar 18	at #19 Mississippi St.	9.0	6	3	3	3	10	1	0	0	1	1	0	0	0	4-3	15	5	4	2.67
Mar 21	vs Belmont	9.0	8	8	7	6	10	3	0	0	1	0	1	0	0	5-8	15	6	4	2.88
Mar 23	#19 LSU	9.0	8	2	2	4	8	0	1	0	0	0	1	2	0	4-2	16	6	5	2.84
Mar 24	#19 LSU	9.0	11	6	6	5	5	1	1	1	1	0	0	3	0	2-6	16	7	5	2.98
Mar 25	#19 LSU	7.0	2	0	0	2	9	0	0	0	0	0	0	0	0	1-0	17	7	5	2.88
Mar 27	vs Lipscomb	8.0	9	5	5	4	12	1	1	1	0	0	2	0	0	1-5	17	8	5	2.98
Mar 30	at #2 Florida	8.0	8	8	7	6	10	2	0	1	4	0	1	0	0	4-8	17	9	5	3.15
Mar 31	at #2 Florida	8.0	12	10	10	5	6	3	0	1	0	0	1	0	0	2-10	17	10	5	3.43
Apr 01	at #2 Florida	8.0	10	8	8	9	8	3	0	3	4	0	1	2	0	2-8	17	11	5	3.61
Apr 03	at Middle Tennessee	7.0	9	4	4	4	7	1	0	1	1	0	0	0	0	3-4	17	12	5	3.65
<b>Totals</b>		<b>251.1</b>	<b>212</b>	<b>111</b>	<b>102</b>	<b>112</b>	<b>285</b>	<b>39</b>	<b>4</b>	<b>22</b>	<b>26</b>	<b>3</b>	<b>29</b>	<b>21</b>	<b>0</b>	<b>189-111</b>	<b>17</b>	<b>12</b>	<b>5</b>	<b>3.65</b>

## GAME-BY-GAME STARTERS BY POSITION

Date	Opponent	C	1B	2B	3B	SS	LF	CF	RF	DH
Feb 16	#25 DUKE	Scott	Infante	Paul	Gonzalez	Kaiser	Jones	DeMarco	Bleday	King
Feb 17	#25 DUKE	Clarke	Infante	Paul	Gonzalez	Kaiser	Jones	DeMarco	Bleday	Day
Feb 18	#25 DUKE	Scott	Infante	Paul	Gonzalez	Kaiser	Martin	Jones	DeMarco	Fellows
Feb 20	PRESBYTERIAN	Scott	Infante	Paul	Gonzalez	Kaiser	Jones	DeMarco	Ray	Martin
Feb 21	PRESBYTERIAN	Clarke	Infante	Paul	Gonzalez	Kaiser	Jones	DeMarco	Bleday	Martin
Feb 23	UMASS-LOWELL	Scott	Infante	Paul	Gonzalez	Kaiser	Martin	Jones	DeMarco	King
Feb 24	UMASS-LOWELL	Clarke	Infante	Paul	Gonzalez	Kaiser	Jones	DeMarco	Bleday	Martin
Feb 25	UMASS-LOWELL	Scott	Martin	Paul	Gonzalez	Kaiser	Jones	DeMarco	Bleday	Fellows
Feb 27	AUSTIN PEAY	Scott	Martin	Paul	Gonzalez	Kaiser	Grisanti	Jones	DeMarco	Day
Feb 28	INDIANA STATE	Clarke	Martin	Paul	Gonzalez	Kaiser	Jones	DeMarco	Bleday	T. Brown
Mar 02	vs. Sam Houston St.	Scott	Infante	Paul	Gonzalez	Kaiser	Jones	DeMarco	Bleday	Martin
Mar 03	vs. Louisiana	Clarke	Infante	Paul	Gonzalez	Kaiser	Grisanti	DeMarco	Bleday	Martin
Mar 04	vs. #24 Houston	Scott	Martin	Paul	Gonzalez	Kaiser	Grisanti	DeMarco	Bleday	Fellows
Mar 07	at Long Beach St.	Clarke	Infante	Paul	Gonzalez	Kaiser	Grisanti	DeMarco	Bleday	Scott
Mar 09	at #11 UCLA	Clarke	Infante	Paul	Gonzalez	Kaiser	Jones	DeMarco	Bleday	Grisanti
Mar 11	vs. #8 TCU	Scott	Infante	Paul	Gonzalez	Kaiser	Grisanti	DeMarco	Bleday	Martin
Mar 14	EASTERN KY.	Duvall	Infante	Paul	Gonzalez	Kaiser	Grisanti	DeMarco	Bleday	Martin
Mar 16	at #19 Mississippi St.	Clarke	Infante	Paul	Gonzalez	Kaiser	Grisanti	DeMarco	Bleday	Martin
Mar 17	at #19 Mississippi St.	Clarke	Infante	Paul	Gonzalez	Kaiser	Grisanti	DeMarco	Bleday	Martin
Mar 18	at #19 Mississippi St.	Scott	Infante	Paul	Gonzalez	Kaiser	Martin	DeMarco	Bleday	Fellows
Mar 21	vs. Belmont	Clarke	Infante	Paul	Gonzalez	Kaiser	Martin	DeMarco	Ray	Hickman
Mar 23	#19 LSU	Scott	Infante	Paul	Martin	Kaiser	Jones	DeMarco	Bleday	Clarke
Mar 24	#19 LSU	Clarke	Infante	Paul	Martin	Kaiser	Jones	DeMarco	Bleday	Fellows
Mar 25	#19 LSU	Scott	Infante	Paul	Martin	Kaiser	Jones	DeMarco	Bleday	Clarke
Mar 27	vs. Lipscomb	Scott	Infante	Paul	Martin	Kaiser	Jones	DeMarco	Bleday	Raby
Mar 30	at #2 Florida	Scott	Infante	Paul	Martin	Kaiser	Grisanti	Jones	DeMarco	Clarke
Mar 31	at #2 Florida	Clarke	Infante	Paul	Gonzalez	Kaiser	Martin	Jones	DeMarco	Scott
Apr 01	at #2 Florida	Scott	Infante	Paul	Gonzalez	Kaiser	Martin	Jones	DeMarco	Clarke
Apr 03	at MTSU	Duvall	Infante	Paul	Gonzalez	Kaiser	Martin	Jones	DeMarco	Clarke

## STARTERS BREAKDOWN

(Win-Loss record in parenthesis)

## PITCHER:

Drake Fellows	7	(5-2)
Jake Eder	7	(2-5)
Patrick Raby	4	(1-3)
Mason Hickman	4	(3-1)
Chandler Day	3	(3-0)
Zach King	2	(1-1)
Jackson Gillis	1	(1-0)
Maddux Conger	1	(1-0)

## CATCHER:

Stephen Scott	15	(12-3)
Philip Clarke	12	(6-6)
Ty Duvall	2	(0-2)

## FIRST BASE:

Julian Infante	25	(13-12)
Austin Martin	4	(4-0)

## SECOND BASE:

Ethan Paul	29	(17-12)
------------	----	---------

## THIRD BASE:

Jayson Gonzalez	24	(15-9)
Austin Martin	5	(2-3)

## SHORTSTOP:

Connor Kaiser	29	(17-12)
---------------	----	---------

## LEFT FIELD:

Alonzo Jones	13	(9-4)
Walker Grisanti	9	(5-4)
Austin Martin	7	(3-4)

## CENTER FIELD:

Pat DeMarco	22	(14-8)
Alonzo Jones	7	(3-4)

## RIGHT FIELD:

JJ Bleday	20	(13-7)
Pat DeMarco	7	(3-4)
Harrison Ray	2	(1-1)

## DESIGNATED HITTER:

Austin Martin	9	(6-3)
Drake Fellows	5	(4-1)
Philip Clarke	5	(2-3)
Chandler Day	2	(1-1)
Zach King	2	(2-0)
Stephen Scott	2	(0-2)
Walker Grisanti	1	(1-0)
Mason Hickman	1	(0-1)
Tyler Brown	1	(1-0)
Patrick Raby	1	(0-1)

**STARTERS BREAKDOWN**

(Win-Loss record in parenthesis)

**LEADOFF:**

Austin Martin	19	(10-9)
Walker Grisanti	7	(5-2)
Pat DeMarco	2	(1-1)
Philip Clarke	1	(1-0)

**2ND SPOT:**

Connor Kaiser	14	(9-5)
Austin Martin	5	(4-1)
Ethan Paul	5	(2-3)
Stephen Scott	3	(1-2)
Philip Clarke	2	(1-1)

**3RD SPOT:**

Ethan Paul	14	(10-4)
Pat DeMarco	12	(6-6)
Philip Clarke	2	(0-2)
JJ Bleday	1	(1-0)

**CLEANUP:**

Pat DeMarco	12	(10-2)
JJ Bleday	9	(6-3)
Julian Infante	5	(1-4)
Mason Hickman	1	(0-1)
Ethan Paul	1	(0-1)
Philip Clarke	1	(0-1)

**5TH SPOT:**

Connor Kaiser	9	(5-4)
Philip Clarke	5	(3-2)
JJ Bleday	3	(1-2)
Stephen Scott	3	(1-2)
Jayson Gonzalez	2	(1-1)
Zach King	2	(2-0)
Ethan Paul	2	(1-1)
Chandler Day	1	(1-0)
Drake Fellows	1	(1-0)
Julian Infante	1	(1-0)

**6TH SPOT:**

Jayson Gonzalez	8	(5-3)
Ethan Paul	6	(3-3)
Connor Kaiser	3	(2-1)
Julian Infante	3	(3-0)
Philip Clarke	3	(2-1)
Pat DeMarco	3	(0-3)
Drake Fellows	1	(1-0)
Stephen Scott	1	(1-0)
Patrick Raby	1	(0-1)

**7TH SPOT:**

JJ Bleday	7	(5-2)
Jayson Gonzalez	6	(5-1)
Stephen Scott	5	(3-2)
Drake Fellows	2	(2-0)
Julian Infante	2	(1-1)
Connor Kaiser	2	(1-1)
Philip Clarke	2	(0-2)
Walker Grisanti	1	(0-1)
Alonzo Jones	1	(0-1)
Ty Duvall	1	(0-1)

**8TH SPOT:**

Jayson Gonzalez	7	(4-3)
Julian Infante	6	(2-4)
Stephen Scott	4	(4-0)
Alonzo Jones	4	(2-2)
Walker Grisanti	1	(1-0)
Tyler Brown	1	(1-0)
Drake Fellows	1	(0-1)
Ty Duvall	1	(0-1)
Philip Clarke	1	(1-0)
Ethan Paul	1	(1-0)
Harrison Ray	1	(1-0)
Connor Kaiser	1	(0-1)

**9TH SPOT:**

Alonzo Jones	15	(10-5)
Julian Infante	8	(5-3)
Walker Grisanti	1	(0-1)
Austin Martin	1	(1-0)
Chandler Day	1	(0-1)
Harrison Ray	1	(0-1)
Jayson Gonzalez	1	(0-1)

**GAME-BY-GAME BATTING ORDER**

Date	Opponent	1	2	3	4	5	6	7	8	9
Feb 16	#25 DUKE	DeMarco	Kaiser	Paul	Infante	King	Gonzalez	Bleday	Jones	Scott
Feb 17	#25 DUKE	DeMarco	Kaiser	Paul	Infante	Clarke	Gonzalez	Bleday	Jones	Day
Feb 18	#25 DUKE	Martin	Kaiser	Paul	DeMarco	Scott	Infante	Fellows	Gonzalez	Jones
Feb 20	PRESBYTERIAN	Martin	Kaiser	Paul	DeMarco	Infante	Scott	Gonzalez	Ray	Jones
Feb 21	PRESBYTERIAN	Martin	Kaiser	Paul	DeMarco	Clarke	Infante	Bleday	Gonzalez	Jones
Feb 23	UMASS-LOWELL	Martin	Kaiser	Paul	DeMarco	King	Infante	Scott	Gonzalez	Jones
Feb 24	UMASS-LOWELL	Martin	Kaiser	Paul	DeMarco	Clarke	Gonzalez	Bleday	Infante	Jones
Feb 25	UMASS-LOWELL	Martin	Kaiser	Paul	DeMarco	Fellows	Gonzalez	Bleday	Scott	Jones
Feb 27	AUSTIN PEAY	Martin	Kaiser	Paul	DeMarco	Day	Gonzalez	Scott	Grisanti	Jones
Feb 28	INDIANA STATE	Martin	Kaiser	Paul	DeMarco	Clarke	Gonzalez	Bleday	T. Brown	Jones
Mar 02	vs. Sam Houston St.	Martin	Kaiser	Paul	DeMarco	Bleday	Gonzalez	Scott	Infante	Jones
Mar 03	vs. Louisiana	Martin	Kaiser	Paul	DeMarco	Clarke	Gonzalez	Bleday	Infante	Grisanti
Mar 04	vs. #24 Houston	Grisanti	Scott	Paul	DeMarco	Bleday	Kaiser	Fellows	Gonzalez	Martin
Mar 07	at Long Beach St.	Grisanti	Scott	DeMarco	Paul	Bleday	Kaiser	Clarke	Gonzalez	Infante
Mar 09	at #11 UCLA	Grisanti	Paul	DeMarco	Bleday	Kaiser	Clarke	Gonzalez	Infante	Jones
Mar 11	vs. #8 TCU	Grisanti	Martin	DeMarco	Bleday	Gonzalez	Paul	Kaiser	Scott	Infante
Mar 14	EASTERN KY.	Grisanti	Martin	DeMarco	Bleday	Gonzalez	Paul	Kaiser	Duvall	Infante
Mar 16	at #19 Mississippi St.	Grisanti	Martin	DeMarco	Bleday	Kaiser	Paul	Gonzalez	Clarke	Infante
Mar 17	at #19 Mississippi St.	Grisanti	Martin	DeMarco	Bleday	Kaiser	Clarke	Gonzalez	Paul	Infante
Mar 18	at #19 Mississippi St.	Martin	Paul	DeMarco	Bleday	Kaiser	Fellows	Gonzalez	Scott	Infante
Mar 21	vs. Belmont	Martin	Paul	DeMarco	Hickman	Kaiser	Clarke	Gonzalez	Infante	Ray
Mar 23	#19 LSU	Martin	Clarke	DeMarco	Bleday	Kaiser	Paul	Infante	Scott	Jones
Mar 24	#19 LSU	Martin	Clarke	DeMarco	Bleday	Kaiser	Paul	Infante	Fellows	Jones
Mar 25	#19 LSU	Clarke	Martin	Bleday	DeMarco	Paul	Kaiser	Scott	Jones	Infante
Mar 27	vs. Lipscomb	Martin	Paul	DeMarco	Bleday	Kaiser	Raby	Scott	Jones	Infante
Mar 30	at #2 Florida	Martin	Scott	DeMarco	Clarke	Kaiser	Paul	Grisanti	Infante	Jones
Mar 31	at #2 Florida	Martin	Kaiser	Paul	Infante	Scott	DeMarco	Clarke	Gonzalez	Jones
Apr 01	at #2 Florida	Martin	Paul	Clarke	Infante	Scott	DeMarco	Jones	Kaiser	Gonzalez
Apr 03	at MTSU	Martin	Kaiser	Clarke	Infante	Paul	DeMarco	Duvall	Gonzalez	Jones

## VANDERBILT HOME RUNS

No.	Player	Game #	Date	Opponent	Pitcher	Runs	Inn	Outs	Count	Final
1.	Scott	2	Feb. 17	#25 Duke	Stinson, G	1	7	2	0-2	L, 5-4
2.	Martin	3	Feb. 18	#25 Duke	Stallings, M *	1	1	0	1-1	W, 9-1
3.	Paul	4	Feb. 20	Presbyterian	PARADIS, A.	1	1	2	2-1	W, 7-1
4.	Clarke	5	Feb. 21	Presbyterian	McLAUGHLIN	3	1	2	0-0	W, 15-2
5.	Bleday	6	Feb. 23	UMass-Lowell	Hoar III	1	7	2	1-0	W, 15-0
6.	Gonzalez	7	Feb. 24	UMass-Lowell	Riley	3	5	1	3-2	W, 15-2
7.	Paul	7	Feb. 24	UMass-Lowell	Constant	4	5	2	3-2	W, 15-2
8.	Gonzalez	7	Feb. 24	UMass-Lowell	Hoar III	2	8	0	2-2	W, 15-2
9.	Scott	8	Feb. 25	UMass-Lowell	Rand	3	6	1	1-2	W, 9-2
10.	Paul	9	Feb. 27	AUSTIN PEAY	Gollert	2	3	1	0-0	W, 19-6
11.	Grisanti	9	Feb. 27	AUSTIN PEAY	Rye	3	4	2	3-2	W, 19-6
12.	Bleday	9	Feb. 27	AUSTIN PEAY	Wilson	1	8	0	1-0	W, 19-6
13.	DeMarco	10	Feb. 28	INDIANA STATE	Ward	1	6	0	2-2	W, 8-5
14.	Jones	10	Feb. 28	INDIANA STATE	Ridgway	3	6	2	0-1	W, 8-5
15.	Bleday	13	Mar. 4	vs. #24 Houston	Randel	2	1	1	3-2	W, 9-4
16.	Gonzalez	14	Mar. 7	at Long Beach	S. Sanchez	1	5	0	0-1	L, 4-3
17.	Paul	15	Mar. 9	at #11 UCLA	Bird	2	2	2	2-1	W, 6-3
18.	Infante	22	Mar. 23	#19 LSU	Z. Hess	2	2	1	1-1	W, 4-2
19.	DeMarco	22	Mar. 23	#19 LSU	Z. Hess	2	3	1	1-2	W, 4-2
20.	Clarke	26	Mar. 30	at #2 Florida	Singer	1	7	0	1-0	L, 8-4
21.	Scott	26	Mar. 30	at #2 Florida	Mace	3	8	1	3-1	L, 8-4
22.	Duvall	27	Mar. 31	at #2 Florida	McMullen	1	9	0	1-1	L, 10-2
23.	Paul	28	Apr. 1	at #2 Florida	Dyson	2	3	2	3-2	L, 8-2
24.	Gonzalez	29	Apr. 3	at MTSU	Blair	3	4	1	0-1	L, 4-3

\* - leadoff home run

## HOME RUN TRACKER

Player	Career HR	Last HR	Opponent	Runs	Inn	Outs	Count	Final
Bleday	5	March 4, 2018	vs. #24 Houston	2	1	1	3-2	W, 9-4
Clarke	2	March 30, 2018	at #2 Florida	1	7	0	1-0	L, 8-4
DeMarco	2	March 23, 2018	vs. #19 LSU	2	3	1	1-2	W, 4-2
Duvall	1	March 31, 2018	at #2 LSU	1	9	0	1-1	L, 10-2
Gonzalez	4	April 3, 2018	at MTSU	3	4	1	0-1	L, 4-3
Grisanti	2	Feb. 27, 2018	vs. Austin Peay	3	4	2	3-2	W, 19-6
Infante	18	March 23, 2018	vs. #19 LSU	2	2	1	1-1	W, 4-2
Jones	2	Feb. 28, 2018	vs. Indiana State	3	6	2	0-1	W, 8-5
Kaiser	1	May 23, 2017	vs. South Carolina	1	7	1	2-2	L, 7-4
Martin	1	Feb. 18, 2018	vs. #25 Duke	1	1	0	1-1	W, 9-1
Paul	14	April 1, 2018	at #2 Florida	2	3	2	3-2	L, 8-2
Ray	1	Feb. 28, 2017	vs. Southeastern La.	2	6	0	0-0	W, 9-6
Scott	6	March 30, 2018	at #2 Florida	3	8	1	3-1	L, 8-4

## BIG INNINGS (FOUR-PLUS RUNS)

VANDERBILT (15)					OPPONENTS (5)				
Date	Opponent	Inning	Runs	Result	Date	Opponent	Inning	Runs	Result
2/16	#25 Duke	5	5	W, 9-1	3/21	vs. Belmont	5	5	L, 8-5
2/18	#25 Duke	6	5	W, 9-1	3/27	vs. Lipscomb	5	4	L, 5-1
2/20	Presbyterian	7	4	W, 7-1	3/30	at #2 Florida	7	5	L, 8-4
2/21	Presbyterian	8	6	W, 15-2	3/31	at #2 Florida	7	7	L, 10-2
2/23	UMass-Lowell	4	5	W, 15-0	4/01	at #2 Florida	1	4	L, 8-2
2/23	UMass-Lowell	8	5	W, 15-0					
2/24	UMass-Lowell	5	10	W, 15-2					
2/27	Austin Peay	4	8	W, 19-6					
2/27	Austin Peay	8	4	W, 19-6					
2/28	Indiana State	6	4	W, 8-5					
3/02	vs. Sam Houston St.	5	4	L, 7-6 (10)					
3/04	vs. #24 Houston	1	4	W, 9-4					
3/14	EASTERN KY.	9	4	L, 6-5					
3/17	at #19 Mississippi St.	8	7	W, 10-1					
3/18	at #19 Mississippi St.	5	4	W, 4-3					

## HOME RUN BREAKDOWN

at Home	16
on the Road	7
at Neutral Site	1
vs. RHP	15
vs. LHP	9
vs. SEC Teams	6
vs. Non-Conference Teams	18
with 0 outs	7
with 1 out	8
with 2 outs	9
Solo HR	9
2-run HR	7
3-run HR	7
Grand Slam	1
Inside-the-Park HR	0
February	14
March	7
April	2
May	0
June	0
in 1st inning	4
in 2nd inning	2
in 3rd inning	3
in 4th inning	2
in 5th inning	3
in 6th inning	3
in 7th inning	3
in 8th inning	3
in 9th inning	1
in extra innings	0
Leadoff hitter	1
2-hole	3
3-hole	4
Cleanup	3
5-hole	2
6-hole	2
7-hole	2
8-hole	4
9-hole	1
Pinch hitter	2
to Left Field	6
to Left Center	2
to Centerfield	4
to Right Center	4
to Right Field	8
Day Games	16
Night Games	8
Starters	12
Relievers	12
To tie the game	1
To put Vanderbilt ahead	10
Walkoff HR	0
To lead off a game	1
To lead off an inning	6
Record with HR	11-6
Record without HR	6-6



## VANDERBILT RECORD WHEN...

	2018
Total	17-12
Conference	5-4
Non-Conf	12-8
Home	11-3
Away	4-5
Neutral	2-4
Day	13-5
Night	4-7
vs Left	8-0
vs Right	9-12
1-Run games	2-5
2-Run games	1-0
5+Run games	11-2
Extra inns	0-1
Shutouts	3-1
Scoring 0-2 runs	0-4
Scoring 3-5 runs	3-6
Scoring 6-9 runs	8-1
Scoring 10+ runs	5-0
Opponent 0-2 runs	11-0
Opponent 3-5 runs	5-5
Opponent 6-9 runs	1-6
Opponent 10+ runs	0-1
Scored in 1st inning	8-0
Scores first	9-4
Opp. scores first	8-7
After 6 leading	17-2
After 6 trailing	0-10
After 6 tied	0-0
After 7 leading	16-1
After 7 trailing	0-10
After 7 tied	0-1
After 8 leading	16-1
After 8 trailing	0-10
After 8 tied	0-0
Hit 0 home runs	6-6
Hit 1 home run	7-5
Hit 2+ home runs	4-1
Opponent 0 home runs	11-3
Opponent 1 home run	5-7
Opponent 2+ HRs	1-2
Made 0 errors	11-8
Made 1 error	4-2
Made 2+ errors	2-2
Opp. made 0 errors	2-5
Opp. made 1 error	9-5
Opp. made 2+ errors	6-2
Out-hit opponent	12-2
Out-hit by opponent	3-7
Hits are tied	2-3

## MISCELLANEOUS STATS

HITTING	Longest	Current
Pat DeMarco	8	1
JJ Bleday	8	-
Ethan Paul	8	-
Stephen Scott	7	-
Connor Kaiser	7	3
Austin Martin	7	2
Julian Infante	5	-
Philip Clarke	5	5
Jayson Gonzalez	5	1
Walker Grisanti	4	-
Alonzo Jones	4	-
Harrison Ray	2	-
Garrett Blaylock	2	-
Ty Duvall	1	1
Cooper Davis	1	-

REACHED BASE	Longest	Current
Connor Kaiser	26	3
Ethan Paul	13	3
Walker Grisanti	13	-
JJ Bleday	13	13
Stephen Scott	11	-
Pat DeMarco	10	1
Philip Clarke	8	5
Austin Martin	7	5
Alonzo Jones	6	-
Jayson Gonzalez	6	1
Julian Infante	5	-
Harrison Ray	3	1
Tyler Solomon	2	2
Garrett Blaylock	2	-
Ty Duvall	2	1
Cooper Davis	2	-

## GAME SUMMARY

## Record when team scores:

Runs	0	1	2	3	4	5	6	7	8	9	10+
W-L	0-1	1-1	0-3	0-2	2-2	1-2	1-1	2-0	1-0	4-0	5-0

## Record when opponent scores:

Runs	0	1	2	3	4	5	6	7	8	9	10+
W-L	3-0	4-0	4-0	2-1	2-2	1-2	1-2	0-1	0-3	0-0	0-1

## Record when leading after:

Inn.	1	2	3	4	5	6	7	8
W-L	8-0	9-1	12-3	12-3	15-2	17-2	16-1	16-1

## Record when trailing after:

Runs	1	2	3	4	5	6	7	8
W-L	4-5	2-5	2-6	3-7	1-8	0-10	0-10	0-10

## Record when tied after:

Runs	1	2	3	4	5	6	7	8
W-L	5-7	6-6	3-3	2-2	1-2	0-0	0-1	0-0

## General summary:

Current losing streak	5
Longest winning streak	8
Longest losing streak	5

Home attendance	38267 (14 dates avg = 2733)
Away attendance	53246 (15 dates avg = 3549)
Total attendance	91513 (29 dates avg = 3155)

## INNING-BY-INNING SUMMARY

	1	2	3	4	5	6	7	8	9	EX	Total
Vanderbilt	16	15	14	17	35	25	21	32	10	1	186
Opponents	18	7	9	11	17	7	21	7	8	2	107

MULTI-HIT GAMES	2	3	4	5+	Tot
Pat DeMarco	10	3	-	-	13
JJ Bleday	8	1	-	-	9
Austin Martin	5	2	1	-	8
Connor Kaiser	8	-	-	-	8
Philip Clarke	5	1	-	-	6
Ethan Paul	4	1	1	-	6
Jayson Gonzalez	2	-	2	-	4
Julian Infante	4	-	-	-	4
Alonzo Jones	3	1	-	-	4
Stephen Scott	2	1	-	-	3
Harrison Ray	1	-	-	-	1
TEAM	52	10	4	0	66

MULTI-RBI GAMES	2	3	4	5+	Tot
Connor Kaiser	7	1	-	-	8
Pat DeMarco	6	-	1	-	7
Ethan Paul	2	3	1	1	7
Jayson Gonzalez	1	2	1	1	5
Philip Clarke	-	3	-	-	3
Stephen Scott	-	1	1	-	2
Alonzo Jones	-	1	-	-	1
JJ Bleday	1	-	-	-	1
Julian Infante	1	-	-	-	1
Walker Grisanti	-	1	-	-	1
Garrett Blaylock	1	-	-	-	1
TEAM	19	12	4	2	37

## VU ALL-TIME VS. OPPONENTS

Auburn	61-93-1
Austin Peay	54-20-2
Belmont	56-14-0
Duke	2-1-0
Eastern Kentucky	0-2-0
Evansville	33-18-0
Florida	73-137-0
Georgia	113-120-0
Houston	1-2-0
Indiana State	5-3-0
Kentucky	121-125-3
Lipscomb	51-12-0
Long Beach State	5-2-0
Louisiana	0-1-0
Louisville	22-9-0
LSU	44-59-0
Middle Tennessee	97-44-0
Mississippi State	47-69-2
Missouri	16-1-0
Ole Miss	54-56-2
Presbyterian	3-0-0
Sam Houston State	0-1-0
South Carolina	32-56-0
TCU	3-1-0
Tennessee	162-161-3
Tennessee Tech	43-22-0
UCLA	2-1-0
USC	3-1-0
UMass-Lowell	3-0-0
Western Kentucky	41-19-0

## CORBIN VS. 2018 OPPONENTS

Auburn	25-9-0
Austin Peay	16-2-0
Belmont	20-6-0
Duke	2-1-0
Eastern Kentucky	0-1-0
Evansville	6-2-0
Florida	23-35-0
Georgia	34-15-0
Houston	1-0-0
Indiana State	4-1-0
Kentucky	28-16-0
Lipscomb	19-4-0
Long Beach State	5-2-0
Louisiana	0-1-0
Louisville	11-7-0
LSU	21-15-0
Middle Tennessee	24-10-0
Mississippi State	26-10-0
Missouri	16-1-0
Ole Miss	19-21-0
Presbyterian	2-0-0
Sam Houston State	0-1-0
South Carolina	27-27-0
TCU	3-1-0
Tennessee	30-17-0
Tennessee Tech	9-20
UCLA	2-1-0
USC	2-1-0
UMass-Lowell	3-0-0
Western Kentucky	12-5-0

## CORBIN RECORD BY VENUE

Home	409-131-1
Away	176-149-0
Neutral	78-48-0

## SERIES-BY-SERIES BATTING

	AVG.	GP	AB	R	H	2B	3B	HR	RBI	TB	SLG%	BB	HP	SO	GDP	OB%	SF	SH	SB-ATT
#25 DUKE	.339	3	109	22	37	6	0	2	19	49	.450	10	3	20	2	.407	1	1	5-5
PRESBYTERIAN	.315	2	73	22	23	7	1	2	16	38	.521	14	2	9	1	.438	0	0	8-9
UMASS-LOWELL	.370	3	108	39	40	8	1	5	36	65	.602	29	5	29	2	.517	1	1	12-12
at Mississippi State	.296	3	108	19	32	8	1	0	12	42	.389	13	3	34	4	.387	0	4	4-6
LSU	.209	3	86	7	18	3	0	2	6	27	.314	7	2	26	0	.284	0	1	7-7
at Florida	.163	3	98	8	16	2	0	4	8	30	.306	6	3	36	0	.234	0	2	2-2
GEORGIA																			
OLE MISS																			
at Missouri																			
SOUTH CAROLINA																			
at Auburn																			
at Tennessee																			
KENTUCKY																			

## SERIES-BY-SERIES PITCHING

	ERA	W-L	GS	CG	SV	IP	H	R	ER	BB	SO	2B	3B	HR	B/AVG.
#25 DUKE	2.33	2-1	3	0	0	27.0	18	7	7	10	35	4	0	1	.194
PRESBYTERIAN	1.00	2-0	2	0	0	18.0	11	3	2	3	16	2	0	0	.177
UMASS-LOWELL	1.33	3-0	3	0	0	27.0	19	4	4	4	36	2	0	0	.198
at Mississippi State	1.33	3-0	3	0	2	27.0	19	4	4	12	34	2	0	1	.194
LSU	2.88	2-1	3	1	1	25.0	21	8	8	11	22	1	2	1	.244
at Florida	9.38	0-3	3	0	0	24.0	30	26	25	20	24	8	0	5	.309
GEORGIA															
OLE MISS															
at Missouri															
SOUTH CAROLINA															
at Auburn															
at Tennessee															
KENTUCKY															

## MONTH-BY-MONTH BATTING

	AVG.	GP	AB	R	H	2B	3B	HR	RBI	TB	SLG%	BB	HP	SO	GDP	OB%	SF	SH	SB-ATT
February	.352	10	364	110	128	29	2	14	96	203	.558	65	11	78	5	.460	3	2	30-32
March	.221	17	556	74	123	20	2	8	60	171	.308	78	18	170	10	.335	2	7	22-28
April	.200	2	55	5	11	2	0	2	5	19	.345	4	4	16	0	.302	0	2	0-2
May																			
June																			

## MONTH-BY-MONTH PITCHING

	ERA	W-L	GS	CG	SV	IP	H	R	ER	BB	SO	2B	3B	HR	B/AVG.
February	2.00	9-1	10	0	0	90.0	59	25	20	27	103	11	0	5	.186
March	4.31	8-9	17	1	5	146.1	134	74	70	72	167	24	4	13	.249
April	7.20	0-2	2	0	0	15.0	19	12	12	13	15	4	0	4	.317
May															
June															

## HOME-AWAY-NEUTRAL BATTING

	AVG.	GP	AB	R	H	2B	3B	HR	RBI	TB	SLG%	BB	HP	SO	GDP	OB%	SF	SH	SB-ATT
Home	.320	14	487	122	156	32	3	16	107	242	.497	77	16	113	6	.427	3	3	37-39
Away	.230	9	291	39	67	13	1	7	32	103	.354	35	8	90	6	.328	1	8	6-12
Neutral	.198	6	197	28	39	6	0	1	22	48	.244	35	9	61	3	.343	1	0	9-11

## HOME-AWAY-NEUTRAL PITCHING

	ERA	W-L	GS	CG	SV	IP	H	R	ER	BB	SO	2B	3B	HR	B/AVG.
Home	2.40	11-3	14	1	1	124.0	87	39	33	44	137	14	2	6	.200
Away	4.80	4-5	9	0	3	75.0	71	41	40	45	86	13	0	8	.250
Neutral	4.99	2-4	6	0	1	52.1	54	31	29	23	62	12	2	8	.276

## DAY-NIGHT BATTING

	AVG.	GP	AB	R	H	2B	3B	HR	RBI	TB	SLG%	BB	HP	SO	GDP	OB%	SF	SH	SB-ATT
Day	.300	18	627	142	188	40	2	16	121	280	.447	92	19	161	10	.404	3	6	39-43
Night	.213	11	348	47	74	11	2	8	40	113	.325	55	14	103	5	.341	2	5	13-19

## DAY-NIGHT PITCHING

	ERA	W-L	GS	CG	SV	IP	H	R	ER	BB	SO	2B	3B	HR	B/AVG.
Day	3.15	13-5	18	1	2	157.1	122	61	55	61	181	22	1	16	.214
Night	4.50	4-7	11	0	3	94.0	90	50	47	51	104	17	3	6	.260



The Automated ScoreBook  
Overall Statistics for Vanderbilt (as of Apr 03, 2018)  
(All games Sorted by Batting avg)



Record: 17-12 Home: 11-3 Away: 4-5 Neutral: 2-4 SEC: 5-4

Player	avg	gp-gs	ab	r	h	2b	3b	hr	rbi	tb	slg%	bb	hp	so	gdp	ob%	sf	sh	sb-att	po	a	e	fld%
JJ Bleday	.372	24-20	78	14	29	3	0	3	8	41	.526	13	1	17	2	.467	0	0	1-2	40	0	0	1.000
Austin Martin	.341	26-25	91	23	31	7	0	1	6	41	.451	15	8	19	1	.474	0	3	11-15	44	3	0	1.000
Pat DeMarco	.310	29-29	116	21	36	8	1	2	20	52	.448	8	3	24	1	.370	0	0	4-5	49	2	0	1.000
Philip Clarke	.287	25-17	87	10	25	5	0	2	15	36	.414	14	2	14	3	.394	1	0	4-5	105	13	0	1.000
Connor Kaiser	.273	29-29	110	22	30	5	1	0	19	37	.336	20	2	24	1	.394	0	3	9-10	51	67	0	1.000
Jayson Gonzalez	.262	24-24	84	14	22	2	0	4	20	36	.429	7	1	31	3	.326	0	0	1-1	8	32	6	.870
Ethan Paul	.259	29-29	108	23	28	8	0	5	29	51	.472	15	7	27	1	.382	1	1	7-8	42	68	3	.973
Alonzo Jones	.242	22-20	66	13	16	2	1	1	6	23	.348	7	1	17	1	.324	0	1	10-10	35	2	0	1.000
Stephen Scott	.215	22-17	65	14	14	4	0	3	13	27	.415	14	1	22	1	.363	0	1	2-2	136	14	2	.987
Julian Infante	.165	26-25	91	9	15	3	0	1	9	21	.231	7	3	38	1	.243	2	1	1-1	174	11	3	.984
Cooper Davis	.333	4-0	3	2	1	0	0	0	2	1	.333	1	0	0	0	.500	0	0	0-0	0	0	0	.000
Harrison Ray	.308	16-2	13	4	4	1	1	0	3	7	.538	3	1	3	0	.471	0	0	0-0	3	2	0	1.000
Ty Duvall	.300	11-2	10	4	3	1	0	1	1	7	.700	5	0	5	0	.533	0	0	0-0	37	2	0	1.000
Garrett Blaylock	.300	10-0	10	3	3	1	0	0	4	4	.400	0	0	4	0	.300	0	0	0-0	1	3	0	1.000
Walker Grisanti	.143	18-10	35	11	5	1	0	1	5	9	.257	16	3	15	0	.436	1	1	2-3	12	0	0	1.000
Kiambu Fentress	.000	7-0	5	0	0	0	0	0	1	0	.000	0	0	2	0	.000	0	0	0-0	2	0	0	1.000
Tyler Solomon	.000	5-0	3	2	0	0	0	0	0	0	.000	2	0	2	0	.400	0	0	0-0	2	0	0	1.000
Mason Hickman	.000	1-1	0	0	0	0	0	0	0	0	.000	0	0	0	0	.000	0	0	0-0	1	2	0	1.000
Patrick Raby	.000	1-1	0	0	0	0	0	0	0	0	.000	0	0	0	0	.000	0	0	0-0	2	4	0	1.000
Tyler Brown	.000	1-1	0	0	0	0	0	0	0	0	.000	0	0	0	0	.000	0	0	0-0	0	2	0	1.000
Drake Fellows	.000	5-5	0	0	0	0	0	0	0	0	.000	0	0	0	0	.000	0	0	0-0	3	2	0	1.000
Zach King	.000	2-2	0	0	0	0	0	0	0	0	.000	0	0	0	0	.000	0	0	0-0	2	3	0	1.000
Chandler Day	.000	2-2	0	0	0	0	0	0	0	0	.000	0	0	0	0	.000	0	0	0-0	1	3	0	1.000
Totals	.269	29	975	189	262	51	4	24	161	393	.403	147	33	264	15	.381	5	11	52-62	754	249	15	.985
Opponents	.232	29	915	111	212	39	4	22	98	325	.355	112	29	285	17	.331	9	16	25-35	738	228	36	.964

LOB - Team (244), Opp (216). DPs turned - Team (21), Opp (18). IBB - Team (3), Bleday 2, Clarke 1. Picked off - Infante 1, Paul 1, Gonzalez 1, Martin 1.

(All games Sorted by Earned run avg)

Player	era	w-l	app	gs	cg	sho	sv	ip	h	r	er	bb	so	2b	3b	hr	b/avg	wp	hp	bk	sfa	sha
Patrick Raby	2.67	2-4	7	4	0	0/1	0	30.1	29	10	9	14	29	5	2	2	.259	1	4	0	1	2
Drake Fellows	2.72	4-1	7	7	0	0/2	0	39.2	28	13	12	18	48	4	1	2	.207	3	4	0	1	4
Hugh Fisher	0.00	0-0	6	0	0	0/0	0	5.2	2	1	0	3	4	0	0	0	.111	1	1	0	0	0
Erik Kaiser	0.00	0-0	2	0	0	0/0	0	2.0	1	0	0	0	3	1	0	0	.143	0	0	0	0	0
AJ Franklin	0.00	0-0	2	0	0	0/1	0	1.2	0	0	0	1	0	0	0	0	.000	0	0	0	0	0
Maddux Conger	2.38	1-0	5	1	0	0/0	0	11.1	9	7	3	10	13	3	0	1	.209	4	1	0	0	0
Aaron Brown	2.57	1-0	6	0	0	0/0	0	7.0	8	3	2	3	7	2	0	1	.276	0	1	0	0	0
Zach King	3.32	0-1	8	2	0	0/1	2	21.2	22	8	8	6	21	2	0	0	.272	1	3	0	0	1
Justin Wilson	3.38	0-0	6	0	0	0/0	0	5.1	2	2	2	4	8	0	0	0	.133	1	2	0	1	1
Mason Hickman	3.45	5-1	7	4	1	1/0	0	28.2	24	11	11	10	29	7	0	1	.231	4	0	2	2	0
Jake Eder	4.08	1-3	7	7	0	0/0	0	28.2	19	14	13	11	32	3	0	4	.188	2	1	0	1	2
Chandler Day	4.50	0-0	6	3	0	0/0	0	16.0	13	8	8	6	17	3	0	1	.220	3	2	0	1	1
Paxton Stover	4.76	0-0	5	0	0	0/0	0	5.2	5	3	3	0	8	0	0	0	.263	1	1	0	0	2
Jackson Gillis	4.96	2-0	7	1	0	0/0	0	16.1	13	9	9	13	24	3	0	4	.217	2	4	1	1	2
Reid Schaller	5.06	0-0	8	0	0	0/0	1	10.2	12	6	6	5	14	2	1	2	.286	2	2	0	1	1
Tyler Brown	5.94	1-2	8	0	0	0/0	2	16.2	20	11	11	4	23	4	0	3	.286	0	0	0	0	0
Justin Willis	11.25	0-0	7	0	0	0/0	0	4.0	5	5	5	4	5	0	0	1	.294	1	3	0	0	0
Totals	3.65	17-12	29	29	1	3/2	5	251.1	212	111	102	112	285	39	4	22	.232	26	29	3	9	16
Opponents	6.07	12-17	29	29	1	1/1	5	246.0	262	189	166	147	264	51	4	24	.269	36	33	10	5	11

PB - Team (3), Scott 2, Clarke 1, Opp (9). Pickoffs - Team (4), King 2, Clarke 1, Stover 1, Opp (4). SBA/ATT - Clarke (14-16), Scott (9-15), Eder (6-7), Raby (4-6), Hickman (3-4), Fellows (0-4), Duvall (2-4), Fisher (1-2), Conger (2-2), T. Brown (2-2), King (2-2), Willis (1-1), A. Brown (1-1), Stover (1-1), Gillis (0-1), Schaller (1-1), Wilson (1-1).



The Automated ScoreBook  
Conference statistics for Vanderbilt (as of Apr 01, 2018)  
(SEC games only Sorted by Batting avg)



Record: 5-4 Home: 2-1 Away: 3-3 SEC: 5-4

Player	avg	gp-gs	ab	r	h	2b	3b	hr	rbi	tb	slg%	bb	hp	so	gdp	ob%	sf	sh	sb-att	po	a	e	fld%
JJ Bleday	.360	6-6	25	2	9	1	0	0	2	10	.400	1	0	7	1	.385	0	0	1-2	10	0	0	1.000
Austin Martin	.273	9-9	33	6	9	3	0	0	1	12	.364	2	3	8	1	.368	0	2	3-4	8	0	0	1.000
Philip Clarke	.273	9-8	33	6	9	5	0	1	2	17	.515	2	0	5	0	.314	0	0	1-1	32	2	0	1.000
Julian Infante	.250	9-9	32	4	8	2	0	1	3	13	.406	2	0	13	1	.294	0	0	1-1	55	2	2	.966
Connor Kaiser	.241	9-9	29	2	7	0	0	0	2	7	.241	6	0	6	0	.371	0	2	2-2	21	30	0	1.000
Ethan Paul	.226	9-9	31	4	7	2	0	1	3	12	.387	4	1	8	1	.333	0	1	3-3	15	21	1	.973
Pat DeMarco	.216	9-9	37	3	8	0	1	1	6	13	.351	1	0	12	0	.237	0	0	0-0	17	0	0	1.000
Stephen Scott	.048	8-6	21	2	1	0	0	1	3	4	.190	4	0	10	0	.200	0	1	0-0	42	3	2	.957
-----																							
Ty Duvall	.500	4-0	4	1	2	0	0	1	1	5	1.250	0	0	2	0	.500	0	0	0-0	6	1	0	1.000
Alonzo Jones	.211	6-6	19	0	4	0	0	0	2	4	.211	2	1	6	0	.318	0	0	2-2	11	1	0	1.000
Jayson Gonzalez	.125	5-5	16	2	2	0	0	0	1	2	.125	0	1	8	0	.176	0	0	0-0	3	2	1	.833
Walker Grisanti	.000	3-3	8	1	0	0	0	0	0	0	.000	1	1	7	0	.200	0	1	0-0	4	0	0	1.000
Harrison Ray	.000	4-0	2	1	0	0	0	0	0	0	.000	1	1	2	0	.500	0	0	0-0	1	0	0	1.000
Garrett Blaylock	.000	2-0	2	0	0	0	0	0	0	0	.000	0	0	2	0	.000	0	0	0-0	0	0	0	.000
Drake Fellows	.000	2-2	0	0	0	0	0	0	0	0	.000	0	0	0	0	.000	0	0	0-0	0	2	0	1.000
Totals	.226	9	292	34	66	13	1	6	26	99	.339	26	8	96	4	.307	0	7	13-15	228	75	6	.981
Opponents	.249	9	281	38	70	11	2	7	34	106	.377	43	6	80	7	.357	3	4	14-18	231	72	11	.965

LOB - Team (68), Opp (71). DPs turned - Team (9), Opp (5). IBB - Team (2), Bleday 1, Clarke 1. Picked off - Infante 1.

(SEC games only Sorted by Earned run avg)

Player	era	w-l	app	gs	cg	sho	sv	ip	h	r	er	bb	so	2b	3b	hr	b/avg	wp	hp	bk	sfa	sha
Drake Fellows	3.12	2-1	3	3	0	0/1	0	17.1	14	7	6	11	19	2	1	0	.233	3	1	0	1	1
Patrick Raby	3.24	1-2	3	3	0	0/0	0	16.2	17	6	6	7	12	2	1	1	.270	0	1	0	1	1
Mason Hickman	4.91	2-1	3	3	1	1/0	0	14.2	14	8	8	5	14	4	0	1	.255	3	0	1	1	0
-----																						
Hugh Fisher	0.00	0-0	2	0	0	0/0	0	2.0	0	0	0	2	1	0	0	0	.000	1	0	0	0	0
Justin Wilson	0.00	0-0	1	0	0	0/0	0	1.0	0	0	0	1	1	0	0	0	.000	0	0	0	0	0
Chandler Day	0.00	0-0	1	0	0	0/0	0	1.0	0	0	0	0	2	0	0	0	.000	0	0	0	0	0
Zach King	1.12	0-0	3	0	0	0/1	2	8.0	5	1	1	4	9	0	0	0	.179	0	0	0	0	0
Aaron Brown	4.50	0-0	2	0	0	0/0	0	2.0	2	1	1	1	2	0	0	1	.250	0	0	0	0	0
Reid Schaller	5.40	0-0	1	0	0	0/0	0	1.2	1	1	1	4	2	0	0	1	.200	1	0	0	0	0
Jackson Gillis	6.75	0-0	2	0	0	0/0	0	2.2	2	2	2	3	5	1	0	1	.182	1	1	0	0	1
Maddux Conger	6.75	0-0	2	0	0	0/0	0	1.1	1	1	1	1	2	0	0	0	.200	1	0	0	0	0
Paxton Stover	10.12	0-0	2	0	0	0/0	0	2.2	4	3	3	0	3	0	0	0	.400	1	1	0	0	1
Tyler Brown	13.50	0-0	2	0	0	0/0	1	4.0	8	6	6	2	6	2	0	1	.400	0	0	0	0	0
Justin Willis	18.00	0-0	3	0	0	0/0	0	1.0	2	2	2	2	2	0	0	1	.400	0	2	0	0	0
Totals	4.38	5-4	9	9	1	2/1	3	76.0	70	38	37	43	80	11	2	7	.249	11	6	1	3	4
Opponents	3.51	4-5	9	9	1	0/0	2	77.0	66	34	30	26	96	13	1	6	.226	8	8	3	0	7

PB - Team (1), Clarke 1, Opp (3). Pickoffs - Team (1), Stover 1, Opp (1). SBA/ATT - Scott (7-10), Clarke (7-7), Raby (3-3), Hickman (2-3), T. Brown (2-2), Fisher (1-2), Conger (2-2), Fellows (0-2), King (1-1), Duvall (0-1), Schaller (1-1), A. Brown (1-1), Stover (1-1).





Vanderbilt Baseball  
Overall Statistics for Vanderbilt (as of Apr 04, 2018)  
(2017 vs. Georgia Sorted by Batting avg)



Record: 2-1 Home: 0-0 Away: 2-1 SEC: 2-1

Player	avg	gp-gs	ab	r	h	2b	3b	hr	rbi	tb	slg%	bb	hp	so	gdp	ob%	sf	sh	sb-att	po	a	e	fld%
Reed Hayes	.364	3-2	11	1	4	0	0	0	2	4	.364	1	0	1	1	.417	0	0	1-2	0	0	0	.000
Julian Infante	.333	3-3	12	3	4	2	0	1	4	9	.750	2	0	2	0	.429	0	0	0-0	30	1	2	.939
Jason Delay	.333	3-3	9	2	3	1	0	0	1	4	.444	3	0	2	1	.500	0	0	1-1	18	4	0	1.000
JJ Bleday	.300	3-3	10	1	3	0	0	0	0	3	.300	1	0	1	0	.364	0	0	0-0	3	0	1	.750
Connor Kaiser	.300	3-3	10	2	3	0	0	0	2	3	.300	1	0	0	1	.364	0	1	0-0	7	11	1	.947
Will Toffey	.200	3-3	10	2	2	1	0	0	3	3	.300	2	0	0	1	.333	0	1	0-0	1	8	0	1.000
Jeren Kendall	.200	3-3	10	3	2	0	0	1	2	5	.500	3	1	2	0	.429	0	0	1-1	7	0	0	1.000
Ethan Paul	.154	3-3	13	3	2	0	0	1	1	5	.385	1	0	5	0	.214	0	0	1-1	7	13	1	.952
-----																							
Stephen Scott	.143	2-2	7	1	1	0	0	1	2	4	.571	0	0	2	0	.143	0	0	0-0	3	0	0	1.000
Ro Coleman	.000	3-1	5	0	0	0	0	0	0	0	.000	0	0	0	0	.000	0	0	0-0	2	0	0	1.000
Harrison Ray	.000	1-0	1	0	0	0	0	0	0	0	.000	0	0	1	0	.000	0	0	0-0	0	0	0	.000
Patrick Raby	.000	1-1	0	0	0	0	0	0	0	0	.000	0	0	0	0	.000	0	0	0-0	0	1	0	1.000
Totals	.245	3	98	18	24	4	0	4	17	40	.408	14	1	16	4	.345	0	2	4-5	78	41	6	.952
Opponents	.194	3	93	7	18	0	0	3	4	27	.290	6	2	20	4	.257	0	3	0-1	81	31	1	.991

LOB - Team (16), Opp (19). DPs turned - Team (4), Opp (6).

(2017 vs. Georgia Sorted by Earned run avg)

Player	era	w-l	app	gs	cg	sho	sv	ip	h	r	er	bb	so	2b	3b	hr	b/ avg	wp	hp	bk	sfa	sha
Kyle Wright	0.00	0-0	1	1	0	0/0	0	7.0	1	0	0	3	8	0	0	0	.045	0	1	0	0	2
Drake Fellows	0.00	0-0	1	0	0	0/0	1	3.2	1	2	0	2	4	0	0	0	.071	2	0	0	0	0
Patrick Raby	1.00	1-0	1	1	1	0/0	0	9.0	8	1	1	1	4	0	0	1	.250	0	0	0	0	1
Chandler Day	5.06	1-0	1	1	0	0/0	0	5.1	6	3	3	0	2	0	0	1	.300	1	1	0	0	0
-----																						
Matt Ruppenthal	9.00	0-1	1	0	0	0/0	0	1.0	2	1	1	0	2	0	0	1	.400	0	0	0	0	0
Totals	1.73	2-1	3	3	1	0/0	1	26.0	18	7	5	6	20	0	0	3	.194	3	2	0	0	3
Opponents	5.67	1-2	3	3	0	1/1	1	27.0	24	18	17	14	16	4	0	4	.245	3	1	0	0	2

PB - Team (0), Opp (2). SBA/ATT - Delay (0-1), Day (0-1).

## THE LAST TIME VANDERBILT...

Won 10 or more consecutive games \_\_\_\_\_ 4/20-5/16/13 (14)  
 Lost five or more consecutive games \_\_\_\_\_ 3/27-4/3/18 (5)  
 Scored 20 or more runs in a game \_\_\_\_\_ 21 vs. Middle Tennessee, 4/18/17  
 Scored 10+ Runs in an Inning \_\_\_\_\_ 10 (5th) vs UMass-Lowell, 2/24/18  
 Did Not Strikeout \_\_\_\_\_ vs. Tennessee-Martin, 2/23/05  
 Hit consecutive home runs \_\_\_\_\_ Will Toffey (2R), Stephen Scott (solo) at Ole Miss, 3/18  
 Had a triple steal \_\_\_\_\_ Ethan Paul (home), Jeren Kendall (3rd), Bryan Reynolds (2nd) vs. Auburn, 5/19/16  
 Shut out consecutive opponents \_\_\_\_\_ vs. Radford (12-0), 3/9/16  
 \_\_\_\_\_ vs. Xavier (7-0), 3/11/16  
 Shut out the opponent \_\_\_\_\_ vs. LSU (1-0), 3/25/18  
 Was shut out by the opponent at home \_\_\_\_\_ vs. Kentucky (3-0), 4/17/16  
 Was shut out by the opponent on the road \_\_\_\_\_ at Clemson (6-0), 6/4/17  
 Was shut out in two consecutive games \_\_\_\_\_ vs. Kentucky (14-0) (4-0), 4/23/76  
 Swept a conference doubleheader \_\_\_\_\_ vs. Auburn, 5/19/16  
 Was swept in a conference doubleheader \_\_\_\_\_ vs. Tennessee, 4/25/10  
 Swept a conference series at home \_\_\_\_\_ vs. Auburn, 5/19-21/16  
 Was swept in a conference series at home \_\_\_\_\_ vs. Tennessee, 5/14-16/09  
 Swept a conference series (three games) on the road \_\_\_\_\_ at Mississippi State, 3/16-18/18  
 Was swept in a conference series on the road \_\_\_\_\_ at Florida, 3/31-4/1/18  
 Lost a conference series at home \_\_\_\_\_ vs. Florida, 3/13-15/17  
 Lost a conference series on the road \_\_\_\_\_ at Florida, 3/31-4/1/18  
 Threw a no hitter \_\_\_\_\_ at Western Kentucky (J. Lewis, N. Pilkington, J. Scott, M. Buschmann), 5/6/03  
 Was no-hit \_\_\_\_\_ at Texas A&M (Kyle Simonds, 9.0), 5/7/16

## THE LAST TIME A VANDERBILT PLAYER...

Hit two home runs in a game \_\_\_\_\_ Jayson Gonzalez vs. UMass-Lowell, 2/24/17  
 Hit three home runs in a game \_\_\_\_\_ Aaron Westlake vs. Oregon State, 6/11/11  
 Hit a grand slam \_\_\_\_\_ Ethan Paul vs. UMass-Lowell, 2/24/18  
 Hit a walk-off home run \_\_\_\_\_ Jeren Kendall vs. Cal State Fullerton, 6/14/15  
 Hit an inside the park home run \_\_\_\_\_ Will Toffey vs. Belmont, 3/22/17  
 Hit for the cycle \_\_\_\_\_ Clinton Johnston vs. Kentucky, 4/28/96  
 Had seven or more RBIs in a game \_\_\_\_\_ Ethan Paul (7) vs. UMass-Lowell, 2/24/18  
 \_\_\_\_\_ Dominic de la Osa (7) vs. Georgia, 4/16/06  
 \_\_\_\_\_ Karl Nonemaker (7) vs. Kentucky, 5/12/02  
 Had five or more hits in a game \_\_\_\_\_ Tony Kemp (5) at Belmont, 2/19/13  
 Had two hits in an Inning \_\_\_\_\_ Ethan Paul (8th - 1B, 2B) at Mississippi State, 3/17/18  
 Had 10 or more total bases in a game \_\_\_\_\_ Jayson Gonzalez (11) vs. UMass-Lowell, 2/24/18  
 Stole three or more bases in a game \_\_\_\_\_ Austin Martin (3) vs. Presbyterian, 2/21/18  
 Stole Home \_\_\_\_\_ Ethan Paul vs. Auburn, 5/19/16  
 Had a 10-game hit streak \_\_\_\_\_ Julian Infante (10), 3/28-4/13/17  
 Had a 15-game hit streak \_\_\_\_\_ Bryan Reynolds (16), 3/10-4/3/15  
 Had a 20-game hit streak \_\_\_\_\_ Xavier Turner (27), 3/4-4/22/14  
 Had a 25-game hit streak \_\_\_\_\_ Xavier Turner (27), 3/4-4/22/14  
 Had 10 or more strikeouts in a game \_\_\_\_\_ Drake Fellows (10) vs. Alabama, 5/20/17  
 Had 15 or more strikeouts in a game \_\_\_\_\_ Kevin Ziomek (15) vs. Illinois-Chicago, 3/1/13  
 Pitched a complete game \_\_\_\_\_ Patrick Raby at Georgia, 4/21/17  
 Pitched a seven-inning complete game \_\_\_\_\_ Mason Hickman vs. LSU, 3/25/18  
 Pitched a nine-inning, complete game shutout \_\_\_\_\_ Kyle Wright vs. Florida, 4/14/17  
 Pitched a seven-inning, complete game shutout \_\_\_\_\_ Mason Hickman vs. LSU, 3/25/18  
 Pitched a combined shutout \_\_\_\_\_ Drake Fellows (6.0), Zach King (3.0) at Mississippi State, 3/16/18  
 Pitched a no-hitter \_\_\_\_\_ Doug Wessel vs. Belmont, 4/19/1971  
 Pitched a no-hitter (combined) \_\_\_\_\_ Jensen Lewis, Nick Pilkington, John Scott, Matt Buschmann at Western Ky., 5/6/03  
 Pitched a perfect game \_\_\_\_\_ Jensen Lewis, Nick Pilkington, John Scott, Matt Buschmann at Western Ky., 5/6/03

## NUMERICAL ROSTER

No.	Name	Pos.	B/T	Ht.	Wt.	Cl.	Hometown/Previous School
2	Harrison Ray	IF	R/R	5-11	190	So./1L	Longwood, Fla. (Lake Brantley HS)
3	Cooper Davis	OF	L/R	5-10	185	Fr./HS	Mississauga, Ontario (St. Aloysius Gonzaga)
5	Philip Clarke	C	L/R	5-11	190	Fr./HS	Franklin, Tenn. (Christ Presbyterian Academy)
6	Justin Wilson	RHP	R/R	6-0	180	R-So./RS	Murfreesboro, Tenn. (Oakland HS/Vol State CC)
8	Alonzo Jones	OF	S/R	5-10	195	Jr./2L	Columbus, Ga. (Columbus HS)
9	Garrett Blaylock	IF	L/R	6-3	208	Fr./HS	Asheville, N.C. (T.C. Roberson HS)
10	Ethan Paul	IF	L/R	5-10	185	Jr./2L	Bellevue, Wash. (International School)
11	Paxton Stover	LHP	L/L	5-11	200	Sr./1L	Ridgely, Tenn. (Dyer County HS/Dyersburg State CC)
12	Connor Kaiser	IF	R/R	6-4	205	Jr./2L	Overland Park, Kan. (Blue Valley West HS)
13	Kiambu Fentress	OF	R/R	6-0	175	R-So./1L	Nashville, Tenn. (Ensworth School)
16	Austin Martin	IF	R/R	6-0	170	Fr./HS	Jacksonville, Fla. (Trinity Christian Academy)
17	Walker Grisanti	OF	L/R	5-10	195	Jr./2L	Collierville, Tenn. (Christian Brothers HS)
18	Pat DeMarco	OF	R/R	5-11	205	Fr./HS	Winder, Ga. (Winder Barrow HS)
19	Stephen Scott	OF/C	L/R	5-11	200	Jr./2L	Cary, N.C. (Cardinal Gibbons HS)
20	Ty Duvall	C	L/R	5-11	190	So./1L	Lebanon, Ohio (Lebanon HS)
21	Tyler Brown	RHP	R/R	6-4	242	Fr./HS	Lewis Center, Ohio (Olentangy Orange HS)
22	Julian Infante	IF	R/R	6-3	215	Jr./2L	Miami, Fla. (Westminister Christian HS)
27	Chandler Day	RHP	R/R	6-5	180	Jr./2L	Granville, Ohio (Watkins Memorial HS)
29	Patrick Raby	RHP	R/R	6-3	230	Jr./2L	Knoxville, Tenn. (Farragut HS)
31	Justin Willis	RHP	R/R	5-11	180	Fr./HS	West New York, N.J. (Memorial HS)
32	Hugh Fisher	LHP	R/L	6-5	185	Fr./HS	Eads, Tenn. (Briarcrest Christian HS)
33	Erik Kaiser	RHP	R/R	6-5	205	Fr./HS	Waterloo, Ill. (Waterloo HS)
34	Zach King	LHP	L/L	6-6	210	So./1L	Spring Hill, Tenn. (Spring Hill HS)
35	Jackson Gillis	LHP	R/L	6-3	220	So./1L	Wilmington, Mass. (Wilmington HS)
39	Jake Eder	LHP	L/L	6-4	210	Fr./HS	Ft. Lauderdale, Fla. (Calvary Christian Academy)
40	Aaron Brown	RHP	R/R	6-4	205	Fr./HS	Mt. Juliet, Tenn. (Mt. Juliet HS)
42	Maddux Conger	RHP	R/R	6-3	200	Jr./2L	Stephenville, Texas (Stephenville HS)
43	Tyler Solomon	IF	S/R	6-4	215	Fr./HS	Haymarket, Va. (Battlefield HS)
44	Mason Hickman	RHP	R/R	6-6	230	Fr./HS	Hendersonville, Tenn. (Pope John Paul II HS)
45	Reid Schaller	RHP	R/R	6-3	215	R-Fr./RS	Lebanon, Ind. (Lebanon HS)
49	AJ Franklin	LHP	L/L	6-2	180	R-So./1L	Lebanon, Tenn. (Wilson Central HS)
51	JJ Bleday	OF	L/L	6-3	205	So./1L	Panama City Beach, Fla. (A. Crawford Mosley HS)
66	Drake Fellows	RHP	L/R	6-5	210	So./1L	Plainfield, Ill. (Joliet Catholic Academy)
99	Jayson Gonzalez	INF	R/R	6-2	205	Fr./HS	Covina, Calif. (Bishop Amat HS)

**Head Coach:** 4 Tim Corbin (Ohio Wesleyan, 1984) - 16th Season at Vanderbilt

**Associate Head Coach:** 26 Scott Brown (SUNY-Cortland, 1999)

**Assistant Coach:** 24 Mike Baxter (Vanderbilt, 2005)

**Volunteer Coach:** 1 David Macias (Vanderbilt, 2008)

**Athletic Trainer:** Tracy Campbell (James Madison, 2008)

**Strength & Conditioning Coach:** Chris Ham (Illinois, 2005)

**Director of Baseball Operations:** Brooks Webb (Birmingham Southern, 2011)

**Director of Player Development:** Alex Levitt (Vanderbilt, 2010)

**Video Coordinator:** Brandon Barak (Illinois, 2012)

**Equipment Manager:** John Mardirosian (Texas, 2011)

**Student Assistants:** Josh Ruchotzke & Casey Stangel

**Student Managers:** Jack Goodrum, Chase Casali, Preston Hausser & Jackson Kelley

## PRONUNCIATION CHART

JJ Bleday \_\_\_\_\_ bleh-DAY  
 Kiambu Fentress \_\_\_\_\_ key-AHM-boo  
 Walker Grisanti \_\_\_\_\_ greh-sahn-TEE  
 Patrick Raby \_\_\_\_\_ ray-BEE  
 Reid Schaller \_\_\_\_\_ SHALL-er  
 Paxton Stover \_\_\_\_\_ stoe-VER

## ALPHABETICAL ROSTER

#	Name	Pos.	Yr.
9	Garrett Blaylock	IF	Fr.
51	JJ Bleday	OF	Jr.
40	Aaron Brown	RHP	Fr.
21	Tyler Brown	RHP	Fr.
5	Philip Clarke	C	Fr.
42	Maddux Conger	RHP	Jr.
3	Cooper Davis	OF	Fr.
27	Chandler Day	RHP	Jr.
18	Pat DeMarco	OF	Fr.
20	Ty Duvall	C	So.
39	Jake Eder	LHP	Fr.
66	Drake Fellows	RHP	So.
13	Kiambu Fentress	OF	R-So.
32	Hugh Fisher	LHP	Fr.
49	AJ Franklin	LHP	R-So.
35	Jackson Gillis	LHP	So.
99	Jayson Gonzalez	IF	Fr.
17	Walker Grisanti	OF	Jr.
44	Mason Hickman	RHP	Fr.
22	Julian Infante	IF	Jr.
8	Alonzo Jones	OF	Jr.
12	Connor Kaiser	IF	Jr.
33	Erik Kaiser	RHP	Fr.
34	Zach King	LHP	So.
16	Austin Martin	IF	Fr.
10	Ethan Paul	IF	Jr.
29	Patrick Raby	RHP	Jr.
2	Harrison Ray	IF	So.
45	Reid Schaller	RHP	R-Fr.
19	Stephen Scott	OF/C	Jr.
43	Tyler Solomon	IF	Fr.
11	Paxton Stover	LHP	Sr.
31	Justin Willis	RHP	Fr.
6	Justin Wilson	RHP	R-So.

## EXPERIENCE BREAKDOWN

Seniors (1) \_\_\_\_\_ Stover  
 Juniors (9) \_\_\_\_\_ Conger, Day, Grisanti, Infante, Jones,  
 \_\_\_\_\_ C. Kaiser, Paul, Raby, Scott,  
 Redshirt Sophomores (3) \_\_\_\_\_ Franklin, Fentress, Wilson  
 Sophomores (7) \_\_\_\_\_ Bleday, Duvall, Fellows, Gillis,  
 \_\_\_\_\_ King, Ray, Sandborn  
 Redshirt Freshman (1) \_\_\_\_\_ Schaller  
 Freshmen (14) \_\_\_\_\_ Blaylock, A. Brown, T. Brown, Clarke,  
 \_\_\_\_\_ Davis, DeMarco, Eder, Fisher, Gonzalez, Hickman,  
 \_\_\_\_\_ E. Kaiser, Martin, Solomon, Willis

## STATE BREAKDOWN

California (1) \_\_\_\_\_ Gonzalez  
 Florida (5) \_\_\_\_\_ Bleday, Eder, Infante, Martin, Ray  
 Georgia (1) \_\_\_\_\_ Alonzo Jones  
 Illinois (2) \_\_\_\_\_ Fellows, E. Kaiser  
 Indiana (1) \_\_\_\_\_ Schaller  
 Kansas (1) \_\_\_\_\_ C. Kaiser  
 Massachusetts (1) \_\_\_\_\_ Gillis  
 New Jersey (1) \_\_\_\_\_ Willis  
 New York (1) \_\_\_\_\_ DeMarco  
 North Carolina (2) \_\_\_\_\_ Blaylock, Scott  
 Ohio (3) \_\_\_\_\_ T. Brown, Day, Duvall  
 Ontario, Canada (1) \_\_\_\_\_ Davis  
 Tennessee (11) \_\_\_\_\_ A. Brown, Clarke  
 \_\_\_\_\_ Fentress, Fisher, Franklin, Grisanti, Hickman,  
 \_\_\_\_\_ King, Raby, Stover, Wilson  
 Texas (1) \_\_\_\_\_ Conger  
 Virginia (1) \_\_\_\_\_ Solomon  
 Washington (1) \_\_\_\_\_ Paul




**Harrison Ray**  
Fr. ★ 5-11 ★ 190 ★ R/R  
IF ★ Longwood, Fla.



**Cooper Davis**  
Fr. ★ 5-10 ★ 185 ★ L/R  
OF ★ Mississauga, Ontario



**Philip Clarke**  
Fr. ★ 5-11 ★ 190 ★ L/R  
C ★ Franklin, Tenn.



**Justin Wilson**  
R-So. ★ 6-0 ★ 175 ★ R/R  
RHP ★ Murfreesboro, Tenn.



**Alonzo Jones**  
Jr. ★ 5-10 ★ 195 ★ S/R  
OF ★ Columbus, Ga.



**Garrett Blaylock**  
Fr. ★ 6-3 ★ 200 ★ L/R  
IF ★ Asheville, N.C.



**Ethan Paul**  
Jr. ★ 5-10 ★ 185 ★ L/R  
IF ★ Bellevue, Wash.



**Paxton Stover**  
Sr. ★ 5-11 ★ 190 ★ L/L  
LHP ★ Ridgely, Tenn.



**Connor Kaiser**  
Jr. ★ 6-4 ★ 205 ★ R/R  
IF ★ Overland Park, Kan.




**Kiamu Fentress**  
R-So. ★ 6-0 ★ 175 ★ R/R  
OF ★ Nashville, Tenn.



**Austin Martin**  
Fr. ★ 6-0 ★ 170 ★ R/R  
IF ★ Jacksonville, Fla.



**Walker Grisanti**  
Jr. ★ 5-10 ★ 190 ★ L/R  
OF ★ Collierville, Tenn.



**Pat DeMarco**  
Fr. ★ 5-11 ★ 205 ★ R/R  
OF ★ Staten Island, N.Y.



**Stephen Scott**  
Jr. ★ 5-11 ★ 200 ★ L/R  
OF/C ★ Cary, N.C.




**Ty Duvall**  
So. ★ 5-11 ★ 190 ★ L/R  
C ★ Lebanon, Ohio



**Tyler Brown**  
Fr. ★ 6-4 ★ 242 ★ R/R  
RHP ★ Ashland, Ohio




**Julian Infante**  
Jr. ★ 6-3 ★ 215 ★ R/R  
IF ★ Miami, Fla.



**Chandler Day**  
Jr. ★ 6-5 ★ 180 ★ R/R  
RHP ★ Granville, Ohio




**Patrick Raby**  
Jr. ★ 6-3 ★ 230 ★ R/R  
RHP ★ Knoxville, Tenn.



**Justin Willis**  
Fr. ★ 5-11 ★ 180 ★ R/R  
RHP ★ West New York, N.J.




**Hugh Fisher**  
Fr. ★ 6-5 ★ 185 ★ R/L  
LHP ★ Eads, Tenn.



**Erik Kaiser**  
Fr. ★ 6-5 ★ 205 ★ R/R  
RHP ★ Waterloo, Ill.



**Zach King**  
So. ★ 6-6 ★ 210 ★ L/L  
LHP ★ Spring Hill, Tenn.



**Jackson Gillis**  
So. ★ 6-3 ★ 225 ★ R/L  
LHP ★ Wilmington, Mass.



**Jake Eder**  
Fr. ★ 6-4 ★ 210 ★ L/L  
LHP ★ Ocean Ridge, Fla.




**Aaron Brown**  
Fr. ★ 6-4 ★ 205 ★ R/R  
RHP ★ Mt. Juliet, Tenn.




**Maddux Conger**  
Jr. ★ 6-3 ★ 200 ★ R/R  
RHP ★ Stephenville, Texas



**Tyler Solomon**  
Fr. ★ 6-4 ★ 215 ★ S/R  
C ★ Haymarket, Va.



**Mason Hickman**  
Fr. ★ 6-6 ★ 230 ★ R/R  
RHP ★ Hendersonville, Tenn.



**Reid Schaller**  
R-Fr. ★ 6-3 ★ 210 ★ R/R  
RHP ★ Lebanon, Ind.



**AJ Franklin**  
R-So. ★ 6-2 ★ 180 ★ L/L  
LHP ★ Lebanon, Tenn.



**JJ Bleday**  
So. ★ 6-3 ★ 205 ★ L/L  
OF ★ Panama City Beach, Fla.




**Drake Fellows**  
So. ★ 6-5 ★ 205 ★ L/R  
RHP ★ Plainfield, Ill.




**Jayson Gonzalez**  
Fr. ★ 6-2 ★ 205 ★ R/R  
IF ★ Covina, Calif.




**Tim Corbin**  
Head Coach  
16th Season



**Scott Brown**  
Associate Head Coach  
6th Season



**Mike Baxter**  
Hitting Coach  
1st Season



**David Macias**  
Volunteer Assistant Coach  
1st Season