



VANDERBILT

2018 BASEBALL GAME NOTES



Vanderbilt Athletic Communications ★ 2601 Jess Neely Dr. Nashville, TN 37212
Baseball Contact: Andrew Pate ★ Cell: 713.387.9119 ★ Email: andrew.pate@vanderbilt.edu
vucommadores.com ★ twitter: @vandybaseball

2018 SCHEDULE/RESULTS

OVERALL: 17-8 | SEC: 5-1 | H: 11-3 | A: 4-1 | N: 2-4

FEBRUARY (9-1)

16	#25 DUKE	W, 9-1	SEC Network+
17	#25 DUKE	L, 5-4	
18	#25 DUKE	W, 9-1	SEC Network+
20	PRESBYTERIAN	W, 7-1	SEC Network+
21	PRESBYTERIAN	W, 15-2	SEC Network+
23	UMASS-LOWELL	W, 15-0	SEC Network+
24	UMASS-LOWELL	W, 15-2	
25	UMASS-LOWELL	W, 9-2	
27	AUSTIN PEAY	W, 19-6	
28	INDIANA STATE	W, 8-5	SEC Network+

MARCH (8-7)

2	vs. Sam Houston St. %	L, 7-6 (10 inn)	
3	vs. Louisiana %	L, 3-0	
4	vs. #24 Houston %	W, 9-4	
7	at Long Beach St.	L, 4-3	
9	at #11 UCLA	W, 6-3	
10	at USC	CANCELED	
11	vs. #8 TCU ^	W, 7-4	
14	EASTERN KENTUCKY	L, 6-5	SEC Network+
16	at #19 Mississippi St. *	W, 5-0	SEC Network
17	at #19 Mississippi St. *	W, 10-1	SEC Network+
18	at #19 Mississippi St. *	W, 4-3	SEC Network+
21	Belmont &	L, 8-5	
23	#19 LSU *	W, 4-2	ESPNU
24	#19 LSU *	L, 6-2	ESPNU
25	#19 LSU *	W, 1-0 (7 inn.)	ESPNU
27	vs. Lipscomb &	L, 5-1	
30	at #2 Florida *	5:30 PM	SEC Network+
31	at #2 Florida *	11:00 AM	ESPNU

APRIL (0-0)

1	at #2 Florida *	11:00 AM	SEC Network
3	at Middle Tennessee	6:00 PM	
5	GEORGIA *	6:00 PM	ESPNU
6	GEORGIA *	6:30 PM	SEC Network+
7	GEORGIA *	2:00 PM	SEC Network+
10	WESTERN KENTUCKY	6:30 PM	SEC Network+
13	OLE MISS *	6:30 PM	SEC Network+
14	OLE MISS *	2:00 PM	SEC Network+
15	OLE MISS *	4:00 PM	ESPNU
17	EVANSVILLE	6:30 PM	SEC Network+
19	at Missouri *	7:00 PM	ESPNU
20	at Missouri *	6:30 PM	
21	at Missouri *	2:00 PM	
27	SOUTH CAROLINA *	6:30 PM	SEC Network+
28	SOUTH CAROLINA *	2:00 PM	SEC Network+
29	SOUTH CAROLINA *	1:00 PM	SEC Network+

MAY (0-0)

1	LOUISVILLE	6:00 PM	SEC Network
4	at Auburn	6:00 PM	SEC Network+
5	at Auburn	2:00 PM	SEC Network+
6	at Auburn	1:00 PM	SEC Network+
8	TENNESSEE TECH	6:30 PM	SEC Network+
11	at Tennessee	5:30 PM	
12	at Tennessee	5:00 PM	
13	at Tennessee	11:00 AM	SEC Network
15	MIDDLE TENNESSEE	6:30 PM	SEC Network+
17	KENTUCKY	6:30 PM	SEC Network+
18	KENTUCKY	2:00 PM	SEC Network+
19	KENTUCKY	1:00 PM	SEC Network+

% Minute Maid Park (Houston, Texas)
^ Dodger Stadium (Los Angeles, Calif.)
*Southeastern Conference Game
& First Tennessee Park (Nashville, Tenn.)

GAME 26

#8 VANDERBILT COMMODORES (17-8, 5-1 SEC) vs. #2 FLORIDA GATORS (22-5, 4-2 SEC)

March 30, 2018 ★ 5:30 p.m. CT ★ Gainesville, Fla. ★ Alfred A. McKethan Stadium ★ SEC Network+



#8 VANDERBILT

2018 Record: 17-8 Overall, 5-1 SEC
Home / Away / Neutral: 11-3 / 4-1 / 2-4
Rankings: D1: 8 | NCBWA 9 | Coaches: 8
BA: 8 | CB: 4 | PG: 10
Head Coach: Tim Corbin
Career Record: 769-460-1 (21st)
Record at Vanderbilt: 663-323-1 (16th)



#2 FLORIDA

2018 Record: 22-5 Overall, 4-2 SEC
Home / Away / Neutral: 16-2 / 5-3 / 1-0
Rankings: D1: 2 | NCBWA 2 | Coaches: 2
BA: 2 | CB: 3 | PG: 1
Head Coach: Kevin O'Sullivan
Career Record: 470-213 (11th)
Record at Florida: Same

NEED TO KNOW

- ★ Vanderbilt captured its second-straight SEC series last weekend, taking 2-of-3 against LSU at Hawkins Field. The Dore's 5-1 start to league play is the best mark since matching the feat in 2015. Vandy has started SEC play 5-1 four times in the **Tim Corbin** era (2003-present) doing so in 2006, 2013, 2015 and 2018.
- ★ Ten different Commodores have accounted for 19 home runs this season. Vanderbilt is one of 12 teams nationally to have 10 or more players produce a homer this year. Vandy is two off the pace of Mercer and Elon, which lead with 12.
- ★ Vanderbilt pitching has been lights-out with runners on base, holding opponents to a .189 batting average (68-for-359). In six SEC games, the Commodores limited LSU and Mississippi State to a .146 average (13-for-89) with runners on.
- ★ Vandy has stolen 50 bases this season, ranking 11th nationally and first in the SEC. Since the start of the 2013 season, the Commodores have swiped 557 bags, checking in at No. 7 nationally and tops in the SEC in that span.
- ★ Vanderbilt boasts a 10-2 record against Top 25 opponents (D1Baseball.com poll). The Dore's have defeated No. 25 Duke (2x), No. 24 Houston, No. 19 Mississippi State (3x), No. 19 LSU (2x), No. 11 UCLA and No. 8 TCU.
- ★ The Commodores and Gators have packed a dominant punch in the SEC since the start of the 2006 season. Vanderbilt is first in the conference with 48 NCAA Tournament victories in that span, followed by Florida with 44. The two teams, alongside South Carolina, are tied for the league lead with six NCAA Super Regional appearances since 2006.
- ★ Five Vanderbilt freshmen have made starts this season while 15 total have made appearances. The unit is hitting .313 (108-for-344) and has accounted for 42 percent of the Dore's RBIs (64) and 38 percent of the teams runs (70). Freshmen pitchers have posted an 8-4 record and 3.00 ERA with 106 strikeouts in 90.0 innings.
- ★ Vanderbilt's .986 fielding percentage ranks second nationally and first in the SEC. The Commodores have committed just 13 errors in 901 total chances. The program record for fielding percentage is .979 set in 2015.

GAME COVERAGE

Date	TV/Stream	Play-by-Play	Analyst	Radio	Play-by-Play
March 30	SEC Network+	Mick Hubert	Nick Belmonte	WNSR 560 AM/95.9 FM	Joe Fisher
March 31	ESPNU	Tom Hart	Ben McDonald	WNSR 560 AM/95.9 FM	Joe Fisher
April 1	SEC Network	Tom Hart	Ben McDonald	WNSR 560 AM/95.9 FM	Joe Fisher

Live Stats - florida.statbroadcast.com

Twitter - @VandyBaseball / #VandyBoys

VANDERBILT STARTING PITCHER FRIDAY



DRAKE FELLOWS

RHP ★ 6-5 ★ 205 ★ So./1L
Plainfield, Ill. ★ Joliet Catholic Academy


W-L	4-0
ERA	2.16
IP	33.1
K/BB	40/15

FLORIDA STARTING PITCHER

Tuesday	G-GS	W-L	ERA	K/BB
RHP Brady Singer	6/6	5-1	3.00	39/7

BY THE NUMBERS SINCE 2006...

- 3** ★ College World Series appearances (2011, 2014, 2015)
- 6** ★ NCAA Super Regional appearances (2010, 2011, 2013, 2014, 2015, 2017)
- 12** ★ straight NCAA Tournament appearances (longest active streak in the SEC)
- 14** ★ players selected in the first round of the Major League Baseball Draft (nation's most)
- 48** ★ NCAA Tournament victories (most in the SEC)



SERIES HISTORY

FLORIDA (73-134-1)

LAST 10 MEETINGS (3-7)

Date	Location	Result
5/07/15	Nashville, Tenn.	W, 2-0
5/08/15	Nashville, Tenn.	L, 7-3
5/09/15	Nashville, Tenn.	L, 9-7 (10 inn.)
5/24/15	Hoover, Ala.	L, 7-3
5/13/16	Gainesville, Fla.	L, 4-2
5/14/16	Gainesville, Fla.	W, 5-0
5/15/16	Gainesville, Fla.	L, 10-6
4/13/17	Nashville, Tenn.	L, 10-6
4/14/17	Nashville, Tenn.	W, 2-0
4/15/17	Nashville, Tenn.	L, 20-8

STATISTICAL LEADERS

VANDERBILT	CATEGORY	FLORIDA
JJ Bleday .372 avg.	Batting avg.	Jonathan India .360 avg.
Pat DeMarco 35 hits	Hits	Jonathan India 34 hits
Kaiser/Paul 22 runs	Runs Scored	Wil Dalton 31 runs
Ethan Paul 8 doubles	Doubles	Nick Horvath 9 doubles
Four players 1 triple	Triples	India/Reese 2 triples
Ethan Paul 4 home runs	Home Runs	Wil Dalton 10 home runs
Connor Kaiser 19 walks	Walks	Blake Reese 19 walks
Austin Martin 11 stolen bases	Stolen Bases	Wil Dalton 6 stolen bases
Mason Hickman 5 wins	Wins	Brady Singer 5 wins
Mason Hickman 2.08 ERA	ERA	Michael Byrne 0.40 ERA
Drake Fellows 33.1 IP	Innings Pitched	Brady Singer 39.0 IP
Drake Fellows 40 strikeouts	Strikeouts	Brady Singer 39 strikeouts

STATISTICAL COMPARISON

VANDERBILT	CATEGORY	FLORIDA
17-8	Record	22-5
.282	Batting Avg.	.287
7.12	Runs/Game	7.18
9.60	Hits/Game	9.66
47	Doubles	57
4	Triples	5
19	Home Runs	41
150	RBI	173
138	Walks	110
50-58	SB-ATT	26-39
2.98	ERA	2.93
3	Shutouts Thrown	4
254	Strikeouts	230
.219	Opp. Batting Avg.	.222
.986	Fielding Pct.	.985

VANDERBILT RE-VU

- ★ Vanderbilt dropped its fourth-consecutive midweek game on Tuesday night, recording just one hit in a 5-1 loss to Lipscomb at First Tennessee Park.
- ★ The Commodores left eight runners on base, going hitless in six at-bats with runners on base over the first six frames before making nine straight outs over the final three innings to end the game.
- ★ **Jake Eder** tossed 4.1 innings and took the loss, allowing three runs on six hits and no walks while striking out six.

INSIDE THE MATCHUP VS. FLORIDA

- ★ Vanderbilt and Florida meet for the 209th time in the history of the two programs on Friday night.
- ★ The Gators own a 134-73-1 advantage in the series and have won three-straight series. Vanderbilt's last series win came May 8-10, 2014, in Gainesville, Fla., when Vandy responded with two-consecutive wins following a 1-0 loss on Thursday.
- ★ The Commodores have won eight of 11 meetings against Florida in the SEC Tournament. The SEC rivals have also met twice in the College World Series, doing so in 2011, with the Gators winning both matchups.
- ★ Since the start of the 2006 season, the two teams have combined to reach 22 NCAA Tournaments with the Commodores boasting 12 Regionals and the Gators owning 10. The squads have each reached an SEC-best six NCAA Super Regionals.

VANDY IN THE NATIONAL STATISTICAL RANKINGS

Statistic	Rank	Value	Statistic	Rank	Value
Fielding Percentage	2nd	.986	Base on Balls	16th	138
Strikeouts per Nine Inn.	11th	10.4	WHIP	18th	1.18
Stolen Bases	11th	50	Strikeout-to-Walk Ratio	24th	2.89
Hits Allowed per Nine Inn.	12th	7.07	Earned Run Average	27th	2.98
Stolen Bases Per Game	13th	2.00	Runs	28th	178
Shutouts	16th	3	On-Base Percentage	30th	.397

NATION'S TOP FRESHMEN OFF TO SIZZLING START

- ★ Vanderbilt's freshman class was named tops in the country by Baseball America last November.
- ★ Five Vanderbilt freshmen made starts this season while 15 total have made appearances. The unit is hitting .313 (108-for-344) and has accounted for 42 percent of the Commodores' RBIs (64) and 38 percent of the team's runs (70). Freshmen pitchers have posted an 8-4 record and 3.00 ERA with 106 strikeouts in 90.0 innings.
- ★ D1Baseball.com's list of 30 impact freshmen entering 2018 includes Vandy's **Jake Eder** (No. 16), **Jayson Gonzalez** (No. 18), **Philip Clarke** (No. 19) and **Pat DeMarco** (No. 25). With four players on the list, the Commodores trail only Florida (5).
- ★ Here is a look at some of the standout freshman performances and where they rank nationally this season:

Player	Category	Value	National Rank	Freshman National Rank
Mason Hickman	Victories	5	T-2nd	T-1st
Austin Martin	Stolen Bases per Game	0.50	43rd	T-4th
Mason Hickman	Hits Allowed per Nine Inn.	5.54	45th	6th
Austin Martin	On-Base Percentage	.495	48th	T-6th
Pat DeMarco	Hits	35	80th	T-2nd

GOLDEN BOYS

- ★ For a fourth-straight year, multiple Vandy players have been named to the Golden Spikes Award Preseason Watch List.
- ★ **Julian Infante** and **Patrick Raby** are among those featured. The award was first presented in 1978 and is given to an amateur player who best exhibits and combines "exceptional on-field ability and exemplary sportsmanship." The award is considered the most prestigious in amateur baseball.
- ★ Five Commodores have been named finalists for the Golden Spikes Award -- all coming since the 2007 season -- including **David Price**, who took home the honor in 2007. Other finalists include **Pedro Alvarez** (2007), **Tyler Beede** (2013), **Carson Fulmer** (2015) and **Dansby Swanson** (2015).

COMMODORE NATION

- ★ Vanderbilt is one of five teams nationally to start a lineup featuring players from nine or more different states, joining Army, Elon, Kentucky and Western Kentucky. Vandy's 35-man roster boasts players from 15 different states and well as Canada with freshman **Cooper Davis** hailing from Mississauga, Ontario.

VANDY PICKED TO FINISH THIRD IN SEC EAST

- ★ Vanderbilt was picked to finish third in the SEC East by the league's head coaches after taking third a season ago.
- ★ Florida was picked as the preseason favorite to win both the East and the SEC with a total of 91 points and 13-of-14 first-place votes. Arkansas was picked to win the West behind 12 first-place votes and a total of 90 points.

EASTERN DIVISION	POINTS	WESTERN DIVISION	POINTS
Florida (13)	91	Arkansas (12)	90
Kentucky (1)	74	Texas A&M (1)	72
Vanderbilt	72	Ole Miss (1)	62
South Carolina	50	LSU	59
Georgia	41	Mississippi State	44
Missouri	32	Auburn	38
Tennessee	25	Alabama	20

A WORLD SERIES KIND OF FEEL

- ★ After playing 10 straight at home to begin the season, Vanderbilt headed west for a six-game road trip including games at Houston's Minute Maid Park and Los Angeles' Dodger Stadium -- the two sites for the 2017 World Series matchup between the Astros and Dodgers.
- ★ The Commodores took part in the Shriners Hospitals for Children College Classic at Minute Maid from March 2-4. The three-day, six-team tournament featured local universities squaring off against the SEC. Vandy fell to Sam Houston State on Friday and Louisiana on Saturday before bouncing back with a 9-4 victory against Houston on Sunday night.
- ★ For the fourth-straight year, the Dorees headed to California, falling 4-3 to Long Beach State on Wednesday before knocking off UCLA, 6-3 on Friday and TCU, 7-4, in the Dodger Stadium College Baseball Classic on Sunday.

FORMER PLAYERS JOIN CORBIN'S STAFF

- ★ Last September, head coach **Tim Corbin** and associate head coach **Scott Brown** welcomed back former players **Mike Baxter** and **David Macias**. Baxter serves as the Dorees' hitting coach and recruiting coordinator while Macias comes on board as Vanderbilt's volunteer assistant coach.
- ★ Baxter joins the Commodores after a 12-year professional career that included playing in the big leagues for four organizations over parts of six seasons. Baxter made his major league debut with the San Diego Padres in 2010, and also played for the New York Mets (2011-13), Los Angeles Dodgers (2014) and Chicago Cubs (2015).
- ★ Macias was previously on Corbin's staff as the team's strength coach in 2014 when the Dorees won the national championship and was the volunteer assistant in 2015 when the Dorees returned to the College World Series finals. Prior to rejoining Corbin's staff, Macias was with the Seattle Mariners organization as a minor league manager.

D1BASEBALL.COM RECOGNIZES DORES

- ★ Last September, D1Baseball.com recognized Vanderbilt as the **No. 2 program nationally** in the publication's bi-annual top-100 rankings. The list is designed to assess the overall health of programs in the current era with the ultimate goal of identifying "the programs in the best shape right now, with an eye toward the next five to 10 years."
- ★ Below is a list of where Vandy players rank among the publication's top SEC prospects for the 2018 and 2019 MLB Draft.

TOP SEC PROSPECTS, 2018 DRAFT

Ranking	Player	Position
#23	Reid Schaller	RHP
#31	Connor Kaiser	SS
#34	Patrick Raby	RHP
#35	Ethan Paul	2B
#41	Chandler Day	RHP
#50	Julian Infante	1B

TOP SEC PROSPECTS, 2019 DRAFT

Ranking	Player	Position
#9	Jackson Gillis	LHP
#15	Drake Fellows	RHP
#16	Zach King	LHP
#20	JJ Bleday	OF
#35	Pat DeMarco	OF
#36	Philip Clarke	C

CORBIN BECOMES VANDY'S ALL-TIME WINNINGEST COACH

- ★ Head coach **Tim Corbin** became Vanderbilt's all-time winningest coach with a 9-4 win against Houston on March 4. The 16th-year head coach, who owns a 662-323-1 record, surpassed Roy Mewbourne, who racked up as many wins between 1979-2002. Here is a look back at some of Corbin's milestone victories:

Win #	Score	Location	Date
1	Vanderbilt 4, The Citadel 3	Charleston, S.C.	2/15/03
27^	Vanderbilt 6, Tennessee 5	Nashville, Tenn.	5/18/03
100	Vanderbilt 14, Jacksonville State 5	Nashville, Tenn.	3/29/05
198#	Vanderbilt 4, LSU 1	Nashville, Tenn.	5/17/07
200	Vanderbilt 4, Miami (OH) 3	Tempe, Ariz.	2/24/08
300	Vanderbilt 7, Florida 0	Gainesville, Fla.	4/4/10
400	Vanderbilt 3, Louisville 2	Nashville, Tenn.	5/8/12
459	Vanderbilt 14, Alabama 10	Nashville, Tenn.	5/18/13
500	Vanderbilt 3, Missouri 1	Columbia, Mo.	5/3/14
516\$	Vanderbilt 3, Virginia 2	Omaha, Neb.	6/25/14
600	Vanderbilt 10, Georgia 3	Nashville, Tenn.	4/30/16
656*	Vanderbilt 9, Houston 4	Houston, Texas	3/4/18

^ Vanderbilt clinches sweep vs. Tennessee, first trip to the SEC Tournament since 1996 with walk-off home run

Vanderbilt claims first ever Southeastern Conference regular-season championship

% Vanderbilt sets SEC record with 26th league victory, breaking South Carolina's mark of 25 set in 2000

\$ Vanderbilt captures first College World Series title in winner-take-all victory against Virginia

* Corbin becomes Vanderbilt's all-time winningest coach in finale of Shriners Hospitals for Children College Classic

THE SEC: IT JUST MEANS MORE

- ★ The Southeastern Conference has sent 58 teams to the College World Series since 1990 with Vanderbilt doing its part to represent the league in 2011, 2014 and 2015. The league has now appeared in the College World Series in 32 of the last 33 years including appearances by 18 teams in the last seven years.
- ★ In 2017, the SEC tied its own national record with six teams competing in the NCAA Super Regionals. The Commodores were among the field as part of the NCAA Corvallis Super Regional.
- ★ A total of 11 SEC student-athletes were selected on the first day of the 2017 Major League Baseball Draft including Vandy right-handed pitcher Kyle Wright (1st round/5th overall) and outfielder Jeren Kendall (1st round/23rd overall).

DORES IN THE PROS

Name	Years at VU	Club
Pedro Alvarez	2006-08	Baltimore Orioles
Tyler Beede	2012-14	San Francisco Giants
Ben Bowden	2014-16	Colorado Rockies
Walker Buehler	2013-15	Los Angeles Dodgers
Curt Casali	2008-11	Tampa Bay Rays
Ro Coleman	2014-17	Detroit Tigers
Vince Conde	2012-14	New York Yankees
Jason Delay	2014-17	Pittsburgh Pirates
Ryan Flaherty	2006-08	Atlanta Braves
Tyler Ferguson	2013-15	Texas Rangers
Carson Fulmer	2013-15	Chicago White Sox
Sonny Gray	2009-11	New York Yankees
Conrad Gregor	2011-13	Boston Red Sox
Reed Hayes	2017	Baltimore Orioles
Taylor Hill	2008-11	Washington Nationals
Tony Kemp	2011-13	Houston Astros
Jeren Kendall	2015-17	Los Angeles Dodgers
John Kilichowski	2014-16	St. Louis Cardinals
Mike Minor	2007-09	Texas Rangers
Brian Miller	2012-14	Tampa Bay Rays
Jared Miller	2012-14	Arizona Diamondbacks
John Norwood	2012-14	Miami Marlins
Phillip Pfeifer	2012-15	Atlanta Braves
David Price	2005-07	Boston Red Sox
Adam Ravenelle	2012-14	Detroit Tigers
Bryan Reynolds	2014-16	Pittsburgh Pirates
Matt Ruppenthal	2015-17	Houston Astros
Sam Selman	2010-12	Kansas City Royals
Jordan Sheffield	2015-16	Los Angeles Dodgers
Collin Snider	2015-17	Kansas City Royals
Dansby Swanson	2013-15	Atlanta Braves
Will Toffey	2015-17	Oakland Athletics
Drew VerHagen	2012	Detroit Tigers
Zander Wiel	2012-15	Minnesota Twins
Rhett Wiseman	2013-15	Washington Nationals
Kyle Wright	2015-17	Atlanta Braves
Mike Yastrzemski	2010-13	Baltimore Orioles

COACHING/FRONT OFFICE

Name	Club-Position
Gil Kim	Toronto - Dir. of Player Development
Josh Paul	L.A. Angels - Bench Coach
Tony Mansolino	Akron (AA-CLE) - Manager
David Wallace	Cleveland - Special Assistant
Cesar Nicolas	Seattle - Player Development
Carter Hawkins	Cleveland - Asst. General Manager
Matt Buschmann	San Francisco - Asst. Dir. of Player Development
Joey Cora	Pittsburgh - Third Base Coach
Jason Esposito	Arizona (ROOKIE-CLE) - Hitting Coach

2018 QUICK FACTS

GENERAL

Location _____ Nashville, Tenn.
 Founded _____ 1873
 Enrollment _____ 6,871
 Nickname _____ Commodores
 Colors _____ Black and Gold
 Affiliation _____ NCAA Division I
 Conference _____ Southeastern
 Athletic Ticket Office _____ 615.322.3544
 Chancellor _____ Nicholas S. Zeppos
 Director of Athletics _____ David Williams II

TEAM INFORMATION

2017 Overall Record _____ 36-25-1
 _____ Home: 21-11-1 Away: 10-12 Neutral: 5-2
 SEC Record _____ 15-13-1
 _____ Home: 8-5-1 Away: 7-8
 Conference Finish _____ 3rd East, 6th Overall
 Postseason _____ NCAA Corvallis Super Regional
 Final Ranking: _____ 5 Polls 15 (CB), 15 (NCBWA),
 _____ 16 (USA), 18 (BA), 19 (D1)
 Returning Letterwinners _____ 18
 Positional Starters Returning _____ 5
 Starting Pitchers Returning _____ 3
 Other Pitchers Returning _____ 5
 Lettermen Lost _____ 12
 _____ Professional Baseball _____ 8
 Newcomers _____ 16

COACHING STAFF

Head Coach _____ Tim Corbin
 Alma Mater _____ Ohio Wesleyan, 1984
 Career Record _____ 769-461-1 (.625/21st year)
 Record at Vanderbilt _____ 663-323-1 (.672/16th year)
 Assoc. Head Coach _____ Scott Brown
 Alma Mater _____ SUNY-Cortland, 1999
 Assistant Coach _____ Mike Baxter
 Alma Mater _____ Vanderbilt, 2005
 Volunteer Assistant Coach _____ David Macias
 Alma Mater _____ Vanderbilt, 2008

HISTORY

All-Time Record _____ 2,279-1,734-33 (120th year)
 All-Time SEC Record _____ 698-901-10 (71st year)
 SEC Titles _____ 6 (1973, '74, '80, '07, '11, '13)
 SEC Tournament Titles _____ 4 (1973, '74, '80, '07)
 All-time SEC Tournament Record _____ 47-36
 NCAA Tournament Appearances _____ 16
 _____ (1973, '74 '80, '04, '06, '07, '08,
 _____ '09, '10, '11, '12, '13, '14, '15, '16, '17)
 All-time NCAA Tournament Record _____ 54-36
 NCAA Super Regional Appearances _____ 7
 _____ (2004, '10, '11, '13, '14, '15, '17)
 College World Series Appearances _____ 3
 _____ (2011, '14, '15)
 National Champions _____ 1 (2014)

VANDY REPRESENTED ENTERING 2018 MLB SEASON

★ With the Major League Baseball season opening on Thursday, Vanderbilt is expected to once again have a major presence across the big leagues. In total, 15 former Vandy players received spring training invites including the 11 below who made big-league appearances a season ago.

NAME (YEARS AT VU)	MLB TEAM	TIDBT
Pedro Alvarez (2006-08)	Baltimore Orioles	2013 National League All-Star
Walker Buehler (2013-15)	Los Angeles Dodgers	LAD top prospect, called up on Sept. 6, 2017
Ryan Flaherty (2006-08)	Philadelphia Phillies	Signed by PHI this month after six years with Orioles
Sonny Gray (2009-11)	New York Yankees	Made two postseason starts for NYY in 2017
Tony Kemp (2011-13)	Houston Astros	Member of 40-man roster for World Series champions
Mike Minor (2007-09)	Texas Rangers	Signed 3-year, \$28 million deal in offseason
David Price (2005-07)	Boston Red Sox	2012 American League Cy Young Award winner
Dansby Swanson (2013-15)	Atlanta Braves	2017 with Braves: .232, 59 runs, 51 RBIs, 6 HR
Drew VerHagen (2012)	Detroit Tigers	0-3 with 5.77 ERA in 24 appearances in 2017 with DET
Carson Fulmer (2013-15)	Chicago White Sox	3-1, 3.86 ERA after being recalled on Sept. 1, 2017
Jared Miller (2012-14)	Arizona Diamondbacks	Contract selected from Reno Aces on Nov. 20, 2017

DORES IN THE PRO NOTES

- ★ At least one Dore has been drafted every year since 1991 with a total of 100 players signing professional contracts.
- ★ Vanderbilt is one of only two universities in the nation to produce multiple No. 1 picks with David Price (2007) and Dansby Swanson (2015), joining Arizona State (Rick Monday - 1965, Floyd Bannister - 1968, Bob Horner - 1978).
- ★ Under Corbin, Vanderbilt pro alums have earned **over \$62 million dollars** in signing bonuses.
- ★ Since head coach **Tim Corbin** arrived in 2003, every Vanderbilt starting catcher has been selected in the MLB Draft.
- ★ The Dore have had at least one MLB first round selection on the mound every year in the **Tim Corbin** era.
- ★ Eighty-nine pitchers have been selected in the MLB Draft, including 55 during the **Tim Corbin** era (since 2003).

HONORING NO. 41 DONNY EVERETT

- ★ Vanderbilt continues to honor the memory of **Donny Everett**, who tragically passed away in a drowning accident the day before the Commodores opened the 2016 NCAA Nashville Regional.
- ★ The Donny Everett Scholarship was established during the 2016 school year. Everett's memory lives on with the display of No. 41 on the field and with the No. 41 flag among the major league players in right field.
- ★ Everett was the 2015 Tennessee Gatorade Player of the Year and one of the highest-rated players in the nation to attend college. He turned down the Milwaukee Brewers as a 29th round draft pick to join Vanderbilt.

TOUGH TESTS ABUNDANT IN 2018

- ★ Vanderbilt plays 12 teams that reached the 2017 NCAA Tournament for a total of 22 games, including Auburn (3), Florida (3), Houston, Kentucky (3), LSU (3), Long Beach State, Louisville, Mississippi State (3), Sam Houston State, TCU, Tennessee Tech and UCLA. Of the 12 teams, eight reached the NCAA Super Regionals.
- ★ The schedule also includes 18 games against squads that racked up 40-plus victories a season ago:

2018 Opponent	'17 Record	NCAA Round
Florida (3)	52-19	CWS Champions
Houston (1)	42-21	Regional
Kentucky (3)	43-23	Super Regional
Long Beach State (1)	42-20-1	Super Regional
Louisville (1)	53-12	CWS
LSU (3)	52-20	CWS Finals
Mississippi State (3)	40-27	Super Regional
Sam Houston State (1)	44-23	Super Regional
TCU (1)	50-18	CWS
Tennessee Tech (1)	41-21	Regional

VANDY SLATED FOR 12 NATIONAL TV APPEARANCES

- ★ Vanderbilt will not be hard to find this season as the Commodores will be televised nationally 11 times on the ESPN family of networks and once on the PAC-12 Network. Another 28 matchups will be streamed via the SEC Network+.

March 10	at USC	6 p.m.	PAC-12N
March 16	at Mississippi State	6 p.m.	SECN
March 23	LSU	8 p.m.	ESPNU
March 24	LSU	7:30 p.m.	ESPNU
March 25	LSU	12 p.m.	ESPN2
March 31	at Florida	11 a.m.	ESPNU
April 1	at Florida	11 a.m.	SECN
April 5	Georgia	6 p.m.	ESPNU
April 15	Ole Miss	4 p.m.	ESPNU
April 19	at Missouri	7 p.m.	ESPNU
May 1	Louisville	6 p.m.	SECN
May 13	at Tennessee	11 a.m.	SECN

2017 SERIES REVIEW: VANDERBILT VS. FLORIDA

- ★ **April 13, 2017** - Vanderbilt blew a late lead in a 10-6 loss in the series opener ... The Gators came out swinging in the ninth with three straight singles on three straight pitches from closer Reed Hayes to pull even at 6-6. An intentional walk loaded the bases before Dalton Guthrie singled to center to give Florida its first lead of the night.
- ★ **April 14, 2017** - Kyle Wright dominated in a 2-0 shutout victory over No. 12 Florida at a sold out Hawkins Field ... For the second straight year, Wright blanked the Gators on three hits ... The junior struck out a career-high 13 batters and issued no walks to earn the win ... Will Toffey chipped in two hits as the home team racked up 11 hits.
- ★ **April 15, 2017** - Vanderbilt dropped the series finale to No. 12 Florida on Saturday afternoon 20-8 ... Vandy starter Drake Fellows gave up four runs on a pair of home runs in the first inning ... The right-hander failed to get out of the third when the Gators sent 13 men to the plate to score eight runs on seven hits against three pitchers.

COMMODORES PACE THE SEC SINCE 2006

- ★ Vanderbilt has paced the Southeastern Conference in several categories since the start of the 2006 season. During that span, the Commodores rank first in overall wins (557) and NCAA Tournament wins (48). Vandy is tied with Florida and South Carolina for a league-leading six NCAA Super Regional appearances since 2006.

Rank	Team	Overall Wins	Rank	Team	NCAA Tournament Wins
1.	Vanderbilt	557	1.	Vanderbilt	48
2.	LSU	509	t-2.	Florida	46
3.	South Carolina	504	t-2.	LSU	46
4.	Florida	475	4.	South Carolina	45
5.	Arkansas	449	5.	Mississippi State	24

NOTABLE SUCCESS FROM 2007-17

- ★ The Commodores reined in a new era of dominance in 2007, posting a 54-13 record and impressive 22-8 mark in SEC play. The 2007 team set a school record for wins (54) while winning the SEC regular season and tournament titles. Below is a look at a pair of notable categories since the start of that season.

Rank	Team	First-Round Draft Picks	Rank	Team	College World Series
1.	Vanderbilt	9	1.	Florida	4
t-2.	Florida	5	t-2.	Vanderbilt	3
t-2.	LSU	5	t-2.	LSU	3
4.	Arkansas	4	t-2.	South Carolina	3
5.	Tennessee	3	t-2.	Arkansas	3

UP NEXT IN THE SEC: DORES HOST GEORGIA

- ★ Vanderbilt hosts Georgia, beginning Thursday night for three games as part of the fourth weekend of SEC action.
- ★ The Commodores took 2-of-3 a season ago in Athens, Ga., capturing the set with a 10-5 win in the finale. The Bulldogs lead the all-time series, 120-113, although Vanderbilt has posted a 34-15 record vs. UGA in the **Tim Corbin** era (2003-present).
- ★ Vandy has won eight-straight regular-season series against the Bulldogs, dating to the 2009 season.

TREND SETTERS

- ★ Vanderbilt has displayed a consistent ability on the base paths and striking out hitters. The Commodores are first in both categories this season. Vandy has finished first or second in the league four times over the last six years in stolen bases while leading the SEC in strikeouts-per-nine-innings twice in the last four years.

Year	SEC Rank	Stolen Bases	Year	SEC Rank	Strikeouts per Nine Inn.
2018	1st	50	2018	1st	10.4
2017	7th	54	2017	8th	8.8
2016	3rd	88	2016	3rd	9.7
2015	2nd	106	2015	1st	9.6
2014	1st	120	2014	1st	8.9
2013	1st	139	2013	2nd	7.9
2012	2nd	92	2012	8th	7.4

SEC TEAM LEADERBOARD

BATTING AVERAGE

1.	Kentucky	.326
2.	Arkansas	.311
3.	Ole Miss	.300
4.	LSU	.298
5.	Texas A&M	.296
6.	Auburn	.296
7.	Georgia	.293
8.	Alabama	.288
9.	Florida	.287
10.	Missouri	.287
11.	Vanderbilt	.282
12.	South Carolina	.268
13.	Mississippi State	.268
14.	Tennessee	.265

EARNED RUN AVERAGE

1.	Texas A&M	2.60
2.	Ole Miss	2.64
3.	Florida	2.92
4.	Vanderbilt	2.98
5.	Missouri	3.00
6.	Alabama	3.07
7.	Arkansas	3.35
8.	Mississippi State	3.45
9.	Georgia	3.54
10.	Auburn	3.76
11.	Tennessee	3.88
12.	South Carolina	3.92
13.	LSU	4.15
14.	Kentucky	5.14

FIELDING PERCENTAGE

1.	Vanderbilt	.986
2.	Florida	.985
3.	LSU	.983
4.	Missouri	.983
5.	Ole Miss	.981
6.	South Carolina	.981
7.	Kentucky	.977
8.	Georgia	.976
9.	Auburn	.976
10.	Alabama	.975
11.	Arkansas	.971
12.	Texas A&M	.970
13.	Mississippi State	.969
14.	Tennessee	.969

2018 SEC STANDINGS

SEC - EAST	SEC	PCT.	GB	ALL	PCT.
Georgia	5-1	0.833	-	19-6	0.760
Vanderbilt	5-1	0.833	-	17-8	0.680
Florida	4-2	0.667	1.0	22-5	0.815
Tennessee	4-2	0.667	1.0	17-9	0.654
Missouri	3-3	0.500	2.0	19-6	0.760
Kentucky	2-4	0.333	3.0	18-7	0.720
South Carolina	1-5	0.167	4.0	14-11	0.560

SEC - WEST	SEC	PCT.	GB	ALL	PCT.
Ole Miss	4-2	0.667	-	23-3	0.885
Arkansas	4-2	0.667	-	18-7	0.720
Auburn	3-3	0.500	1.0	21-5	0.808
LSU	3-3	0.500	1.0	16-10	0.615
Texas A&M	2-4	0.333	2.0	20-6	0.769
Alabama	1-5	0.167	3.0	16-10	0.615
Mississippi State	1-5	0.167	3.0	13-13	0.500

SEC WEEKEND SCHEDULE

(ALL TIMES CENTRAL)

THURSDAY, MARCH 29

Texas A&M at Georgia	4:00 p.m.
Tennessee at South Carolina	6:30 p.m.
Arkansas at Ole Miss	6:30 p.m.
Mississippi State at LSU	7:00 p.m.

FRIDAY, MARCH 30

Vanderbilt at Florida	5:30 p.m.
Missouri at Auburn	6:00 p.m.
Texas A&M at Georgia	6:00 p.m.
Kentucky at Alabama	6:00 p.m.
Tennessee at South Carolina	6:00 p.m.
Arkansas at Ole Miss	6:30 p.m.
Mississippi State at LSU	7:00 p.m.

SATURDAY, MARCH 31

Vanderbilt at Florida	11:00 a.m.
Texas A&M at Georgia	1:00 p.m.
Tennessee at South Carolina	1:00 p.m.
Arkansas at Ole Miss	1:30 p.m.
Mississippi State at LSU	2:00 p.m.
Kentucky at Alabama	2:00 p.m.
Missouri at Auburn	6:00 p.m.

SUNDAY, APRIL 1


Vanderbilt at Florida	11:00 a.m.
Kentucky at Alabama	1:00 p.m.
Missouri at Auburn	2:00 p.m.

SEC PLAYERS OF THE WEEK

(VANDERBILT PLAYERS)

2018 SEASON

March 26, 2018 _____ Pitcher _____ Mason Hickman
 March 12, 2018 _____ Freshman _____ Jayson Gonzalez



Mason Hickman has been named Southeastern Conference Pitcher of the Week after helping the Commodores to a series win against LSU, the league office announced Monday.

The freshman blanked the No. 19 Tigers as part of a seven-inning, complete game performance to clinch a 1-0 victory. Hickman did not allow a hit after the second inning, retiring 16 of the final 18 batters he faced including sitting down 12-straight at one point.

FRIDAY PROBABLE STARTER



#66 DRAKE FELLOWS

★ Sophomore ★ RHP ★ 6-5 ★ 205

★ Plainfield, Ill. ★ Joliet Catholic Academy

★ **LAST START:** March 23, 2018 vs. LSU - Win, 5.0 IP, 5 H, 2 R, 2 ER, 3 BB, 4 K★ **2018 SEASON:** 4-0, 2.16 ERA, 6 APP, 6 GS, 33.1 IP, 22 H, 8 R, 8 ER, 15 BB, 40 K★ **CAREER:** 7-3, 2.91 ERA, 22 APP, 16 GS, 1 SV, 96.0 IP, 76 H, 36 R, 31 ER, 32 BB, 108 K

THOUGHTS FROM HEAD COACH TIM CORBIN

"Drake impacted our team and pitching staff immediately as a freshman. He became a solid starter for us in the league and down the last stretch of the season. He has the ability to throw consistent strikes with several pitches and has good presence...he competes well. He has made a jump physically and will continue to do so. He will be in contention for a starting role on our staff."

TONIGHT'S START:

... is making his 23rd career appearance and 17th career start
 ... is making his 11th career SEC appearance and eighth league start
 ... is making his seventh-straight Friday night start
 ... is looking for his fourth-straight victory in as many starts

2018 AT A GLANCE:

... team leader with 33.1 innings pitched and 40 strikeouts
 ... has limited opponents to a .198 batting average while posting a 2.16 ERA
 ... is 3-0 with a 2.42 ERA in four games vs. ranked opponents
 ... scattered five hits while allowing two runs in win vs. LSU on March 23
 ... blanked Mississippi State on SEC Opening Day, limiting the Bulldogs to three hits while striking out five on March 16 in Starkville, Miss.
 ... struck out a season-high nine batters as the starter on March 9 at UCLA
 ... picked up his fifth-career victory with a win at UCLA on March 9
 ... blanked UMass-Lowell for five innings while allowing two hits on Feb. 23
 ... became the first sophomore since 2012 to start Opening Day
 ... limited No. 25 Duke to one hit and one run in 4.1 innings on Feb. 16

2017 AT A GLANCE

... made 16 appearances including 10 starts
 ... posted a 3-3 record with a 3.30 ERA across 62.2 innings
 ... went 0-2 with a 6.23 ERA in eight SEC appearances spanning 26 innings
 ... lasted six-plus innings in six of 10 starts
 ... struck out 10 Alabama hitters and allowed just two earned runs on May 13



CAREER HIGHS

Innings Pitched _____ 8.0, vs. St. Mary's (3/12/17)
 Hits: _____ 8, vs. Cal State Northridge (3/5/17)
 Strikeouts: _____ 10, vs. Alabama (5/20/17)
 Walks: _____ 5, at Mississippi State (3/16/18)
 Runs: _____ 6, vs. Florida (4/15/17)
 Earned Runs: _____ 5, vs. Florida (4/15/17)
 Home Runs: _____ 2, vs. Florida (4/15/17)
 Pitches: _____ 112, at Clemson (6/4/17)

SEASON HIGHS

Innings Pitched _____ 7.0, at UCLA (3/9/18)
 Hits: _____ 6, at UCLA (3/9/18)
 Strikeouts: _____ 9, at UCLA (3/9/18)
 Walks: _____ 5, at Mississippi State (3/16/18)
 Runs: _____ 3, at UCLA (3/9/18)
 Earned Runs: _____ 3, at UCLA (3/9/18)
 Home Runs: _____ 1, 2x, last at UCLA (3/9/18)
 Pitches: _____ 99, vs. Sam Houston State (3/2/18)

OVERALL CAREER STATS

YEAR	ERA	W-L	APP	GS	CG	SHO	SV	IP	H	R	ER	BB	SO	2B	3B	HR	BF	BAvg	WP	HBP	BK	SFA	SHA
2017	3.30	3-3	16	10	0	0/0	1	62.2	54	28	23	17	68	9	1	9	268	.226	8	7	1	2	3
2018	2.16	4-0	6	6	0	0/2	0	33.1	22	8	8	15	40	2	1	2	133	.198	1	4	0	0	3
TOTAL	2.91	7-3	22	16	0	0/2	1	96.0	76	36	31	32	108	11	2	11	401	.217	9	11	1	2	6

SEC CAREER STATS

YEAR	ERA	W-L	APP	GS	CG	SHO	SV	IP	H	R	ER	BB	SO	2B	3B	HR	BF	BAvg	WP	HBP	BK	SFA	SHA
2017	6.23	0-2	8	5	0	0/0	1	26.0	27	22	18	12	29	6	1	6	125	.260	7	5	0	2	2
2018	1.64	2-0	2	2	0	0/1	0	11.0	8	2	2	8	11	0	1	0	45	.222	1	1	0	0	0
TOTAL	4.86	2-2	10	7	0	0/1	1	37.0	35	24	20	20	40	6	2	6	170	.250	8	6	0	2	2

2018 GAME-BY-GAME STATS

Date	OPPONENT	GS	IP	H	R	ER	BB	SO	2B	3B	HR	WP	BK	HBP	IBB	Final	W-L	SV	ERA	NP
Feb 16	#25 DUKE	*	4.1	1	1	1	4	4	0	0	0	0	0	2	0	9-1	0-0	0	2.08	70
Feb 23	UMASS-LOWELL	*	5.0	2	0	0	1	8	0	0	0	0	0	0	0	15-0	1-0	0	0.96	75
Mar 2	vs. Sam Houston St.	*	6.0	5	2	2	1	8	0	0	1	0	0	1	0	6-7	1-0	0	1.76	99
Mar 9	at #11 UCLA	*	7.0	6	3	3	1	9	2	0	1	0	0	0	0	6-3	2-0	0	2.42	94
Mar 16	at #19 Mississippi St.	*	6.0	3	0	0	5	7	0	0	1	0	0	0	0	5-0	3-0	0	1.91	96
Mar 23	#19 LSU	*	5.0	5	2	2	3	4	0	1	0	0	0	1	0	4-2	4-0	0	2.16	95
Totals		6	33.1	22	8	8	15	40	2	1	2	1	0	4	0	45-13	4-0	0	2.16	--

DORES RANKED TOP 10 PRESEASON ONCE AGAIN

- ★ For an eighth-straight season, Vanderbilt was situated in the Top 10 rankings during the preseason. The Commodores are currently ranked in all six polls including as high as No. 4 by Collegiate Baseball Newspaper.
- ★ The preseason rankings follow the Commodores' fourth NCAA Super Regional appearance in five seasons a year ago. Vandy concluded 2017 ranked as high as No. 15 per Collegiate Baseball Newspaper and the NCBWA.

WHAT'S BACK IN 2018: OFFENSE

- ★ The Dore bring back five position players who started at least 50 percent of the games (31 of 62) for last season's NCAA Super Regional team — **Julian Infante** (62), **JJ Bleday** (48), **Ethan Paul** (52), **Connor Kaiser** (59) and **Stephen Scott** (31). Players **Harrison Ray** (17) and **Alonzo Jones** (25) started at least 10.

Category	'18 Ret.	'17 Total	Pct. Back
Runs Batted In	176	379	46.4%
Doubles	60	114	52.6%
Triples	6	17	35.2%
Home Runs	22	51	43.1%
Hits	299	599	49.9%
At Bats	1158	2141	54.0%
Runs	213	409	52.0%
Stolen bases	17	54	31.4%

WHAT'S BACK IN 2018: PITCHING

- ★ The Commodores bring back seven pitchers with experience from last season. Four pitchers logged starts on the mound in 2017 — **Patrick Raby** (16), **Drake Fellows** (10), **Chandler Day** (12) and **Maddux Conger** (3).

Category	'18 Ret.	'17 Total	Pct. Back
Appearances	116	213	54.4%
Victories	25	36	69.4%
Starts	41	62	66.1%
Strikeouts	307	544	56.4%
Innings Pitched	326.1	558.2	58.4%
Saves	1	12	8.3%

VANDERBILT IN NATIONAL RANKINGS

DATE	BA	NCBWA	CB	USA	D1	PG
PS	18	15	6	10	14	NR
Feb. 19	18	11	6	10	13	23
Feb. 26	18	10	5	10	12	17
Mar. 5	21	14	10	14	15	19
Mar. 12	14	14	11	13	13	15
Mar. 19	9	8	5	7	8	11
Mar. 26	8	9	4	8	8	10
Apr. 2						
Apr. 9						
Apr. 16						
Apr. 23						
Apr. 30						
May 7						
May 14						

NATIONAL POLLS

BA _____ Baseball America
 CB _____ Collegiate Baseball
 NCBWA _____ National Collegiate Baseball Writers Association
 USA _____ USA Today Coaches
 PG _____ Perfect Game
 D1 _____ D1Baseball.com

HIGHEST RANKING THIS SEASON

Poll _____ Date _____ Ranking _____
 Collegiate Baseball _____ March 26 _____ 4

NATIONAL RANKINGS

BASEBALL AMERICA (March 26)	COLLEGIATE BASEBALL (March 26)	NCBWA (March 26)	USA TODAY COACHES (March 26)	PERFECT GAME (March 26)	D1BASEBALL (March 26)
1. Oregon State	1. Oregon State	1. Oregon State	1. Oregon State	1. Florida	1. Oregon State
2. Florida	2. Stanford	2. Florida	2. Florida	2. Oregon State	2. Florida
3. Stanford	3. Florida	3. Stanford	3. Stanford	3. Stanford	3. Stanford
4. Ole Miss	4. Vanderbilt	4. Ole Miss	4. Ole Miss	4. Ole Miss	4. Ole Miss
5. Florida State	5. UCLA	5. Florida State	5. Florida State	5. Arkansas	5. Arkansas
6. Arkansas	6. NC State	6. Arkansas	6. Arkansas	6. NC State	6. Kentucky
7. Kentucky	7. Ole Miss	7. Kentucky	7. Texas Tech	7. Kentucky	7. Florida State
8. Vanderbilt	8. Clemson	8. Texas Tech	8. Vanderbilt	8. Texas Tech	8. Vanderbilt
9. Auburn	9. Florida State	9. Vanderbilt	9. NC State	9. Florida State	9. Texas Tech
10. NC State	10. Louisville	10. NC State	10. Kentucky	10. Vanderbilt	10. NC State
11. Texas Tech	11. Texas Tech	11. Auburn	11. Auburn	11. Auburn	11. Indiana
12. Clemson	12. Illinois	12. Southern Miss	12. Clemson	12. Clemson	12. Clemson
13. Duke	13. Duke	13. UCLA	13. UCLA	13. TCU	13. Auburn
14. Southern Miss	14. Arkansas	14. Clemson	14. Southern Miss	14. Louisville	14. Southern Miss
15. UCLA	15. Kentucky	15. Indiana	15. Texas A&M	15. Texas A&M	15. UCLA
16. Texas A&M	16. Auburn	16. Texas A&M	16. Indiana	16. Southern Miss	16. East Carolina
17. East Carolina	17. Indiana	17. Duke	17. East Carolina	17. Duke	17. Texas A&M
18. Indiana	18. Wichita State	18. East Carolina	18. Louisville	18. Indiana	18. TCU
19. TCU	19. LSU	19. Louisville	19. Duke	19. UCLA	19. Duke
20. Louisville	20. Coastal Carolina	20. TCU	20. TCU	20. LSU	20. Louisville
21. LSU	21. Southern Miss	21. LSU	21. LSU	21. Oklahoma	21. LSU
22. Illinois	22. Missouri	22. Wichita State	22. Coastal Carolina	22. East Carolina	22. Wichita State
23. San Diego State	23. Georgia	23. Coastal Carolina	23. Wichita State	23. Wichita State	23. San Diego State
24. Coastal Carolina	24. San Diego State	24. UNLV	24. Georgia	24. Missouri	24. Coastal Carolina
25. UCF	25. Stetson	25. Illinois	25. UNLV	25. Sam Houston St	25. Illinois
	26. UNLV	26. San Diego State			
	27. Texas A&M	27. Georgia			
	28. East Carolina	28. UCF			
	29. TCU	29. North Carolina			
	30. Houston	30. College of Charleston			



HAWKINS FIELD

TOP-10 ATTENDANCE MARKS - SINGLE GAME

	Attendance	Opponent	Date
1.	3,700	Tennessee	May 16, 2009
		Tennessee	May 15, 2009
		Florida	April 4, 2009
4.	3,693	Arkansas	May 22, 2010
5.	3,645	Tennessee	April 29, 2011
6.	3,626	24 games - most recent listed	
		Florida	April 15, 2017
		Florida	April 14, 2017
		Auburn	May 21, 2016
		Kentucky	April 17, 2016
		Kentucky	April 16, 2016
		South Carolina	April 2, 2016

TOP 3-GAME SERIES ATTENDANCE

	Attendance	Opponent	Dates
1.	10,878	Florida	May 7-9, 2015
		Stanford*	June 6-8, 2014
3.	10,661	Tennessee	March 27-29, 2015
4.	10,640	Kentucky	April 15-17, 2016
5.	10,636	South Carolina	March 31-April 2, 2016
6.	10,582	Mississippi State	March 18-20, 2016
7.	10,528	Georgia	April 29-May 1, 2016
8.	10,400	Florida	April 13-15, 2017
9.	10,338	Tennessee	May 14-16, 2009
10.	10,277	Ole Miss	April 9-11, 2015

^ - NCAA Regional * - NCAA Super Regional

HAWKINS FIELD FACTS

- ★ Officially dedicated April 27, 2002
- ★ Capacity (3,626) – 2,200 chairback seats; 1,426 bleacher seats
- ★ Dimensions: LF-310; CF-400; RF-330; Alleys-375
- ★ Since 2007 Vanderbilt is 316-92-1 (.773) at Hawkins Field.
- ★ There have been 110 total sellouts in the stadium's history.
- ★ .736 all-time VU winning percentage (424-151-1) at The Hawk.

YEARLY ATTENDANCE - NCAA RANKINGS

YEAR	DATES	TOTAL	RANK	AVERAGE
2014	40	112,426	23rd	2,811
2015	32	91,144	21st	2,848
2016	36	110,239	17th	3,062
2017	33	92,286	24th	2,797

MISCELLANEOUS RECORDS

- ★ Most Wins in a Season _____ 34 (2007, 2013)
- ★ Longest Win Streak _____ 15 games (2/18-3/16/07)
- ★ Longest Game (Time) _____ 5:33 vs. Louisville (5/11/10)
- ★ Longest Game (Innings) _____ 17.0 vs. Louisville (5/11/10)

A BRIEF RUN DOWN: HAWKINS FIELD

Hawkins Field serves as the home of the Vanderbilt Commodores and with recently completed facilities it stands as one of the top college baseball parks in the country. Now in its 16th season of existence, greets fans with chairback seats close to the field of play with bleacher seating in the outfield.

Nestled alongside Vanderbilt Stadium and Memorial Gymnasium on the west end of campus, the ballpark was constructed as the Commodores' first baseball-only facility in school history. It was built near the exact location of McGugin Field, which served as baseball's home field for 76 years and part-time football practice field.



THE TIM CORBIN FILE

Personal

Tim Carter Corbin

____ Born: Aug. 5, 1961, at Wolfeboro, N.H.

____ Hometown: Wolfeboro, N.H.

____ Family: Maggie (wife), daughters Molly and Hannah

Education

Ohio Wesleyan

____ Master of Arts in Athletic Administration, 1986

____ Bachelor of Arts in Physical Education, 1984

Playing Experience

Ohio Wesleyan

____ Four-year letterman as an infielder and catcher

Coaching Experience

Vanderbilt Commodores

Head Coach (2003-present)

____ 663-323-1 record (.672)

____ Highest winning % all-time among VU coaches

____ All-time winningest coach in program history

____ 2014 College World Series Champions

____ 2014 national coach of the year

____ 2015 College World Series Runner-Up

____ Three CWS Appearances (2011, 2014, 2015)

____ 12-Straight NCAA Tournament appearances

____ Record-setting 26 SEC wins in 2013

____ 55 pitchers taken in MLB Draft during Corbin era

____ 15 First-Round MLB Draft picks in Corbin era

____ D1Baseball.com's No. 1 program in 2015

____ D1Baseball.com's No. 2 program in 2017

____ 2007 SEC regular season and tournament champs

____ Three SEC regular season titles (2007, 2011, 2013)

Clemson Tigers

Associate Head Coach (2001-02)

Assistant Head Coach (1998-01)

Assistant Coach (1994-98)

____ Fourth-winningest program nationally from 1994-02

____ Nine NCAA Tournament appearances

____ Four CWS appearances (1995, 1996, 2000, 2002)

____ Recruited nine-straight top-25 Classes

____ 20 players earned All-America status

Presbyterian Blue Hose

Head Coach (1988-93)

____ Led restart of dormant program

____ Led transition from NAIA to NCAA Division II

____ 106-138 overall record

Wofford

Assistant Coach (1987)

Ohio State Buckeyes

Graduate Assistant Coach (1985-86)



In his 16th season at Vanderbilt, Tim Corbin has transformed Vanderbilt into one of the national powers of college baseball and taken the program to unprecedented success winning the school's first-ever men's national title in 2014.

Corbin's owns a 663-323-1 (.672) at Vanderbilt and became the program's all-time winningest coach on March 4. He is also first in winning percentage for coaches with 100 games or more.

Under Corbin, Vanderbilt boasts the Southeastern Conference's longest streak of consecutive NCAA Tournament appearances at 12. The Commodores have advanced to a Super Regional in four of the last five years.

In 2015, Vanderbilt returned to the College World Series for the third time in five years with team's fourth 50-win season in the last four making it back to the CWS Finals before losing in three games to Virginia. The Commodores captured the SEC East with a 20-10 mark.

The 2014 Commodores topped Virginia in the College World Series finals in three games to claim the title in just the Commodores' second trip to Omaha. For the third time in four years Vandy hosted NCAA Regionals and Super Regionals, topping Oregon in the Regional final and Stanford in the Super Regionals.

Vanderbilt's 2013 team was one for the ages as the Commodores matched the school record with a 54-12 record and smashed the SEC record with a 26-3 mark to win the league title.

Year	Overall	Conf.	Place	Home	Road	Neutral	SEC Tourn	NCAA
2003	27-28	14-16	T-6th	19-10	6-14	2-4	0-2	--
2004	45-19	16-14	7th	28-5	11-11	6-3	3-1	3-2
2005	34-21	13-17	8th	23-12	11-9	0-0	--	--
2006	38-27	16-14	6th	23-12	10-11	5-4	3-2	2-2
2007	54-13	22-8	1st	34-4	12-8	8-1	5-1	3-2
2008	41-22	15-14	T-4th	22-9	12-9	7-4	3-2	1-2
2009	37-27	12-17	8th	22-11	10-14	5-3	3-1	3-2
2010	46-20	16-12	5th	27-6	13-11	6-3	1-2	5-3
2011	54-12	22-8	T-1st	33-4	16-5	5-3	3-1	7-2
2012	35-28	16-14	T-5th	22-12	7-13	6-3	5-1	2-2
2013	54-12	26-3	1st	34-7	17-3	3-2	3-2	3-3
2014	51-21	17-13	6th	31-10	13-7	7-4	1-2	10-3
2015	51-21	20-10	2nd	28-8	15-7	8-6	3-2	9-2
2016	43-19	18-12	6th	31-7	9-10	3-2	2-2	0-2
2017	36-25-1	15-13-1	6th	21-11-1	10-12	5-2	0-1	3-3
2018	17-8	5-1	--	11-3	4-1	2-4	--	--
Career	663-323-1	263-186-1	--	409-131-1	176-145	78-48	35-22	51-30

ASSISTANT COACHES



SCOTT BROWN
Assoc. Head Coach



MIKE BAXTER
Assistant Coach



DAVID MACIAS
Volunteer Assistant

2018 INDIVIDUAL STATISTICS

9 ★ Garrett Blaylock ★ Freshman

IF ★ T.C. Roberson HS ★ Asheville, N.C.

HITTING CAREER HIGHS

Hits: _____ 1, 3x, last vs. Austin Peay (2/27/18)
 Runs: _____ 2, vs. Presbyterian (2/21/18)
 RBI: _____ 2, vs. UMass-Lowell (2/23/18)
 Walks: _____
 HRs: _____
 Strikeouts: _____ 1, 3x, last vs. Belmont (3/21/18)
 Stolen Bases: _____

GAME-BY-GAME STATS

DATE	OPP.	GS	AB	R	H	RBI	2B	3B	HR	BB	K	SB	CS	E	Avg.
2/18	DUKE		0	0	0	0	0	0	0	0	0	0	0	0	.000
2/20	PRESBY		0	0	0	0	0	0	0	0	0	0	0	0	.000
2/21	PRESBY		2	2	1	1	1	0	0	0	0	0	0	0	.500
2/23	UML		1	1	1	2	0	0	0	0	0	0	0	0	.667
2/24	UML		0	0	0	0	0	0	0	0	0	0	0	0	.667
2/25	UML		1	0	0	0	0	0	0	0	0	0	0	0	.500
2/27	APSU		2	0	1	1	0	0	0	0	1	0	0	0	.500
3/17	at MSST		1	0	0	0	0	0	0	0	1	0	0	0	.429
3/21	vs. BEL		2	0	0	0	0	0	0	0	1	0	0	0	.333
Totals		0	9	3	3	4	1	0	0	0	3	0	0	0	.333

51 ★ JJ Bleday ★ Sophomore

OF ★ A. Crawford Mosley HS ★ Panama City Beach, Fla.

HITTING CAREER HIGHS

Hits: _____ 3, 4x, last vs. Eastern Kentucky (3/14/18)
 Runs: _____ 2, 4x, last at Clemson (6/5/17)
 RBI: _____ 3, 3x, last vs. St. Mary's (3/10/17)
 Walks: _____ 3, 2x, last vs. Belmont (3/21/18)
 HRs: _____ 1, 5x, last vs. Houston (3/4/18)
 Strikeouts: _____ 2, 7x, last vs. LSU (3/25/18)
 Stolen Bases: _____ 1, at Mississippi State (3/17/18)

GAME-BY-GAME STATS

DATE	OPP.	GS	AB	R	H	RBI	2B	3B	HR	BB	K	SB	CS	E	Avg.
2/16	DUKE	*	4	0	2	0	1	0	0	0	0	0	0	0	.500
2/17	DUKE	*	2	0	1	0	0	0	0	0	1	0	0	0	.500
2/20	PRESBY		2	1	1	0	0	0	0	0	1	0	0	0	.500
2/21	PRESBY	*	2	0	0	0	0	0	0	1	0	0	0	0	.400
2/23	UML		2	1	2	1	0	0	1	0	0	0	0	0	.500
2/24	UML	*	3	1	0	0	0	0	0	1	1	0	0	0	.400
2/25	UML	*	3	1	1	0	0	0	0	1	0	0	0	0	.389
2/27	APSU		1	1	1	1	0	0	1	0	0	0	0	0	.421
2/28	ISU	*	3	1	1	0	0	0	0	0	1	0	0	0	.409
4/02	vs. SHSU	*	4	1	2	0	0	0	0	0	1	0	0	0	.423
4/03	vs. ULL	*	4	0	0	0	0	0	0	0	1	0	0	0	.367
3/04	vs. UH	*	4	1	2	2	0	0	1	1	1	0	0	0	.382
3/07	at LSBU	*	3	1	1	0	0	0	0	1	0	0	0	0	.378
3/09	at UCLA	*	3	0	2	1	1	0	0	2	0	0	0	0	.400
3/11	vs. TCU	*	3	1	1	0	0	0	0	1	1	0	0	0	.395
3/14	EKU	*	5	1	3	1	0	0	0	0	0	0	0	0	.417
3/16	at MSST	*	5	0	2	0	1	0	0	0	1	0	0	0	.415
3/17	at MSST	*	5	1	2	1	0	0	0	0	2	1	1	0	.414
3/18	at MSST	*	4	1	1	0	0	0	0	1	0	0	0	0	.403
3/21	vs. BEL		2	1	0	0	0	0	0	3	1	0	0	0	.391
3/23	LSU	*	4	0	1	0	0	0	0	0	2	0	0	0	.382
3/24	LSU	*	4	0	2	1	0	0	0	0	0	0	0	0	.389
3/25	LSU	*	3	0	1	0	0	0	0	0	2	0	0	0	.387
3/27	vs. LIPSC	*	3	0	0	0	0	0	0	1	1	0	0	0	.372
Totals		20	78	14	29	8	3	0	3	13	17	1	1	0	.372

40 ★ Aaron Brown ★ Freshman

RHP ★ Mt. Juliet HS ★ Mt. Juliet, Tenn.

PITCHING CAREER HIGHS

Innings Pitched: _____ 2.0, vs. Indiana State (2/28/18)
 Strikeouts: _____ 2, 2x, last at Mississippi State (3/17/18)
 Hits Allowed: _____ 3, vs. Presbyterian (2/21/18)
 Walks Allowed: _____ 1, 3x, last vs. LSU (3/24/18)
 Runs Allowed: _____ 2, vs. Presbyterian (2/21/18)

GAME-BY-GAME STATS

DATE	OPP.	GS	IP	H	R	ER	BB	SO	WP	HBP	W-L	SV	ERA
2/16	DUKE		1.0	1	0	0	0	1	0	0	0-0	0	0.00
2/21	PRESBY		1.0	3	2	1	0	1	0	0	0-0	0	4.50
2/28	ISU		2.0	1	0	0	1	1	0	1	1-0	0	2.25
3/14	EKU		1.0	1	0	0	1	2	0	0	1-0	0	1.80
3/17	at MSST		1.0	2	1	1	0	2	0	0	1-0	0	3.00
3/24	LSU		1.0	0	0	0	1	0	0	0	1-0	0	2.57
Totals		0	7.0	8	3	2	3	7	0	1	1-0	0	2.57

21 ★ Tyler Brown ★ Freshman

RHP ★ Olentangy Orange HS ★ Ashland, Ohio

PITCHING CAREER HIGHS

Innings Pitched: _____ 4.0, 2x, last at Mississippi State (3/18/18)
 Strikeouts: _____ 6, 2x, last at Mississippi State (3/18/18)
 Hits Allowed: _____ 3, at UCLA (3/9/18)
 Walks Allowed: _____ 1, 2x, last at Mississippi State (3/18/18)
 Runs Allowed: _____ 2, 2x, last vs. Sam Houston State (3/2/18)

GAME-BY-GAME STATS

DATE	OPP.	GS	IP	H	R	ER	BB	SO	WP	HBP	W-L	SV	ERA
2/17	DUKE		3.0	2	2	2	0	5	0	0	0-0	0	6.00
2/25	UML		4.0	1	0	0	0	6	0	0	1-0	0	2.57
3/02	vs. SHSU		1.0	2	2	2	0	0	0	0	1-1	0	4.70
3/04	vs. UH		1.0	1	0	0	0	1	0	0	1-1	0	4.15
3/09	at UCLA		2.0	3	0	0	1	4	0	0	1-1	1	3.38
3/18	at MSST		4.0	2	0	0	1	6	0	0	1-1	2	2.45
Totals		0	14.2	11	4	4	2	22	0	0	1-1	2	3.38

5 ★ Philip Clarke ★ Freshman

C ★ Christ Presbyterian Academy ★ Franklin, Tenn.

HITTING CAREER HIGHS

Hits: _____ 3, vs. Belmont (3/21/18)
 Runs: _____ 2, vs. UMass-Lowell (2/25/18)
 RBI: _____ 3, 3x, last vs. Presbyterian (2/2/18)
 Walks: _____ 4, vs. UMass-Lowell (2/23/18)
 HRs: _____ 1, vs. Presbyterian (2/21/18)
 Strikeouts: _____ 2, 3x, last at Mississippi State (3/17/18)
 Stolen Bases: _____ 2, vs. UMass-Lowell (2/25/18)

GAME-BY-GAME STATS

DATE	OPP.	GS	AB	R	H	RBI	2B	3B	HR	BB	K	SB	CS	E	Avg.
2/16	DUKE		5	0	2	3	0	0	0	0	0	0	0	0	.400
2/17	DUKE	*	4	0	1	0	0	0	0	0	1	0	0	0	.333
2/18	DUKE		4	0	1	3	0	0	0	0	1	0	0	0	.308
2/21	PRESBY	*	3	1	1	3	0	0	1	1	0	0	0	0	.312
2/23	UML		1	0	1	1	0	0	0	4	0	0	0	0	.353
2/24	UML	*	3	0	0	0	0	0	0	1	2	0	0	0	.300
2/25	UML		3	2	2	1	0	0	0	2	0	2	0	0	.348
2/27	APSU		4	1	2	0	0	0	0	1	1	1	0	0	.370
2/28	ISU	*	3	0	0	1	0	0	0	0	0	0	0	0	.333
3/03	vs. ULL	*	4	0	0	0	0	0	0	0	0	0	0	0	.294
3/04	vs. UH		3	0	1	0	0	0	0	2	2	0	0	0	.297
3/07	at LBSU	*	3	0	1	0	0	0	0	1	1	0	0	0	.300
3/09	at UCLA	*	4	0	0	0	0	0	0	0	1	0	0	0	.273
3/14	EKU		2	0	0	0	0	0	0	0	0	0	0	0	.261
3/16	at MSST	*	4	1	2	0	2	0	0	0	1	0	0	0	.280
3/17	at MSST	*	4	1	1	1	1	0	0	0	2	0	0	0	.278
3/18	at MSST		3	0	0	0	0	0	0	2	0	0	0	0	.263
3/21	vs. BEL	*	5	0	3	1	0	0	0	0	0	0	1	0	.290
3/23	LSU	*	4	1	1	0	1	0	0	0	0	0	0	0	.288
3/24	LSU	*	4	0	0	0	0	0	0	0	0	0	0	0	.271
3/25	LSU	*	3	1	1	0	0	0	0	0	0	1	0	0	.274
Totals		13	73	8	20	14	4	0	1	14	12	4	1	0	.274

42 ★ Maddux Conger ★ Junior

RHP ★ Stephenville HS ★ Stephenville, Texas

PITCHING CAREER HIGHS

Innings Pitched: _____ 5.0, vs. Presbyterian (2/20/18)
 Strikeouts: _____ 6, vs. Evansville (2/22/17)
 Hits Allowed: _____ 7, vs. Southeastern La. (2/28/17)
 Walks Allowed: _____ 5, 2x, last vs. Austin Peay (2/27/18)
 Runs Allowed: _____ 5, 2x, last vs. Austin Peay (2/27/18)

GAME-BY-GAME STATS

DATE	OPP.	GS	IP	H	R	ER	BB	SO	WP	HBP	W-L	SV	ERA
2/20	PRESBY	*	5.0	3	0	0	2	5	0	1	1-0	0	0.00
2/27	APSU		4.0	3	5	1	5	3	3	0	1-0	0	1.00
3/14	EKU		1.0	2	1	1	2	3	0	0	1-0	0	1.80
Totals		1	10.0	8	6	2	9	11	3	0	1-0	0	1.80

3 ★ Cooper Davis ★ Freshman

OF ★ St. Aloysius Gonzaga HS ★ Mississauga, Ontario

HITTING CAREER HIGHS

Hits: _____ 1, vs. Presbyterian (2/21/18)
 Runs: _____ 1, 2x, last vs. UMass-Lowell (2/24/18)
 RBI: _____ 1, 2x, last vs. UMass-Lowell (2/24/18)
 Walks: _____ 1, vs. UMass-Lowell (2/23/18)
 HRs: _____
 Strikeouts: _____
 Stolen Bases: _____

GAME-BY-GAME STATS

DATE	OPP.	GS	AB	R	H	RBI	2B	3B	HR	BB	K	SB	CS	E	Avg.
2/21	PRESBY		2	1	1	1	0	0	0	0	0	0	0	0	.500
2/23	UML		0	0	0	1	0	0	0	1	0	0	0	0	.500
2/24	UML		0	1	0	0	0	0	0	0	0	0	0	0	.500
2/27	UML		1	0	0	0	0	0	0	0	0	0	0	0	.333
Totals		0	3	2	1	2	0	0	0	1	0	0	0	0	.333

27 ★ Chandler Day ★ Junior

RHP ★ Watkins Memorial HS ★ Granville, Ohio

PITCHING CAREER HIGHS

Innings Pitched: _____ 9.0, vs. Lipscomb (3/28/17)
 Strikeouts: _____ 10, vs. UT Martin (4/4/17)
 Hits Allowed: _____ 8, vs. LSU (4/7/16)
 Walks Allowed: _____ 5, vs. Lipscomb (3/28/17)
 Runs Allowed: _____ 6, at Middle Tennessee (3/22/16)

GAME-BY-GAME STATS

DATE	OPP.	GS	IP	H	R	ER	BB	SO	WP	HBP	W-L	SV	ERA
2/18	DUKE	*	4.0	3	1	1	2	6	0	1	0-0	0	2.25
2/25	UML	*	5.0	3	2	2	1	6	0	1	0-0	0	3.00
3/04	vs. UH	*	3.0	5	2	2	0	1	2	0	0-0	0	3.75
3/11	EKU		1.0	2	2	2	1	0	1	0	0-0	0	4.85
3/21	vs. BEL		2.0	0	1	1	2	2	0	0	0-0	0	4.80
Totals		3	15.0	13	8	8	6	15	3	2	0-0	0	4.80

18 ★ Pat DeMarco ★ Freshman

OF ★ Winder-Barrow HS ★ Staten Island, N.Y.

HITTING CAREER HIGHS

Hits: _____ 3, 3x, last vs. Presbyterian (2/20/18)
 Runs: _____ 3, vs. Austin Peay (2/27/18)
 RBI: _____ 4, vs. Houston (3/4/18)
 Walks: _____ 2, vs. Austin Peay (2/27/18)
 HRs: _____ 1, 2x, last vs. LSU (3/23/18)
 Strikeouts: _____ 3, at Mississippi State (3/16/18)
 Stolen Bases: _____ 1, 4x, last vs. Austin Peay (2/27/18)

GAME-BY-GAME STATS

DATE	OPP.	GS	AB	R	H	RBI	2B	3B	HR	BB	K	SB	CS	E	Avg.
2/16	DUKE	*	4	2	3	0	1	0	0	1	1	1	0	0	.750
2/17	DUKE	*	5	1	2	1	0	0	0	0	1	0	0	0	.556
2/18	DUKE	*	4	2	3	0	0	0	0	0	0	0	0	0	.615
2/20	PRESBY	*	4	2	3	2	2	0	0	0	0	0	0	0	.647
2/21	PRESBY	*	4	0	1	1	1	0	0	0	0	0	0	0	.571
2/23	UML	*	3	0	0	0	0	0	0	1	1	0	0	0	.500
2/24	UML	*	5	1	2	0	0	0	0	0	2	1	0	0	.483
2/25	UML	*	3	0	1	0	0	0	0	1	1	1	0	0	.469
2/27	APSU	*	3	3	2	2	1	0	0	2	0	1	0	0	.486
2/28	ISU	*	4	1	2	2	1	0	1	0	2	0	0	0	.487
3/02	vs. SHSU	*	4	0	0	0	0	0	0	0	1	0	0	0	.442
3/03	vs. ULL	*	4	0	1	0	0	0	0	0	0	0	0	0	.426
3/04	vs. UH	*	5	1	2	4	1	0	0	0	0	0	0	0	.423
3/07	at LBSU	*	4	0	0	0	0	0	0	0	1	0	0	0	.393
3/09	at UCLA	*	5	0	0	1	0	0	0	0	0	0	0	0	.361
3/11	vs. TCU	*	3	2	2	1	0	0	0	1	0	0	0	0	.375
3/14	EKU	*	5	1	1	0	0	0	0	0	0	0	0	0	.362
3/16	at MSST	*	5	1	2	2	0	1	0	0	3	0	0	0	.365
3/17	at MSST	*	5	1	2	2	0	0	0	0	2	0	0	0	.367
3/18	at MSST	*	4	0	1	0	0	0	0	1	1	0	0	0	.361
3/21	vs. BEL	*	5	1	2	0	0	0	0	0	2	0	0	0	.364
3/23	LSU	*	4	1	2	2	0	0	1	0	1	0	0	0	.370
3/24	LSU	*	4	0	1	0	0	0	0	0	0	0	0	0	.365
3/25	LSU	*	3	0	0	0	0	0	0	0	1	0	0	0	.354
3/27	vs. LIPSC	*	3	0	0	0	0	0	0	1	1	0	0	0	.343
Totals			25	102	20	35	20	7	1	2	8	21	4	0	.343

20 ★ Ty Duvall ★ Sophomore

C ★ Lebanon HS ★ Lebanon, Ohio

HITTING CAREER HIGHS

Hits: _____ 3, vs. Western Kentucky (3/14/17)
 Runs: _____ 1, 6x, last vs. UMass-Lowell (2/23/18)
 RBI: _____ 2, 2x, last vs. UT Martin (4/4/17)
 Walks: _____ 2, vs. UMass-Lowell (2/23/18)
 HRs: _____
 Strikeouts: _____ 2, vs. Austin Peay (2/27/18)
 Stolen Bases: _____

GAME-BY-GAME STATS

DATE	OPP.	GS	AB	R	H	RBI	2B	3B	HR	BB	K	SB	CS	E	Avg.
2/16	DUKE		0	0	0	0	0	0	0	0	0	0	0	0	.000
2/21	PRESBY		1	1	0	0	0	0	0	1	0	0	0	0	.000
2/23	UML		0	1	0	0	0	0	0	2	0	0	0	0	.000
2/24	UML		0	0	0	0	0	0	0	0	0	0	0	0	.000
2/27	APSU		2	0	0	0	0	0	0	0	2	0	0	0	.000
3/14	EKU	*	1	0	0	0	0	0	0	1	1	0	0	0	.000
3/17	at MSST		1	0	1	0	0	0	0	0	0	0	0	0	.200
Totals			0	5	2	1	0	0	0	4	3	0	0	0	.200

39 ★ Jake Eder ★ Freshman

LHP ★ Calvary Christian Academy ★ Ocean Ridge, Fla.

PITCHING CAREER HIGHS

Innings Pitched: _____ 5.0, 2x, last at Long Beach State (3/7/18)
 Strikeouts: _____ 7, at Long Beach State (3/7/18)
 Hits Allowed: _____ 6, vs. Lipscomb (3/27/18)
 Walks Allowed: _____ 4, at Long Beach State (3/7/18)
 Runs Allowed: _____ 4, vs. Indiana State (2/28/18)

GAME-BY-GAME STATS

DATE	OPP.	GS	IP	H	R	ER	BB	SO	WP	HBP	W-L	SV	ERA
2/21	PRESBY	*	4.0	1	0	0	0	4	0	1	1-0	0	0.00
2/28	ISU	*	5.0	3	4	4	1	5	0	0	1-0	0	4.00
3/07	at LBSU	*	5.0	0	0	0	4	7	0	0	1-0	0	2.57
3/14	EKU	*	1.0	1	2	1	1	1	0	0	1-1	0	3.00
3/21	vs. BEL	*	4.1	2	2	2	2	4	1	0	1-2	0	3.26
3/27	vs. LIPSC	*	4.1	6	3	3	0	5	0	0	1-3	0	3.80
Totals			6	23.2	13	11	10	8	26	1	1-2	0	3.80

66 ★ Drake Fellows ★ Sophomore

RHP ★ Joliet Catholic Academy ★ Plainfield, Ill.

PITCHING CAREER HIGHS

Innings Pitched: _____ 8.0, vs. St. Mary's (3/12/17)
 Strikeouts: _____ 10, vs. Alabama (5/20/17)
 Hits Allowed: _____ 8, vs. CSUN (3/5/17)
 Walks Allowed: _____ 5, at Mississippi State (3/16/18)
 Runs Allowed: _____ 6, vs. Florida (4/15/17)

GAME-BY-GAME STATS

DATE	OPP.	GS	IP	H	R	ER	BB	SO	WP	HBP	W-L	SV	ERA
2/16	DUKE	*	4.1	1	1	1	4	4	0	2	0-0	0	2.08
2/23	UML	*	5.0	2	0	0	1	8	0	0	1-0	0	0.96
3/02	vs. SHSU	*	6.0	5	2	2	1	8	0	1	0-0	0	1.76
3/09	at UCLA	*	7.0	6	3	3	1	9	0	0	2-0	0	2.42
3/16	at MSST	*	6.0	3	0	0	5	7	1	0	3-0	0	1.91
3/23	LSU	*	5.0	5	2	2	3	4	0	1	4-0	0	2.16
Totals			6	33.1	22	8	8	15	40	1	4-0	0	2.16

13 ★ Kiambu Fentress ★ Redshirt Sophomore

OF ★ Ensworth HS ★ Nashville, Tenn.

HITTING CAREER HIGHS

Hits: _____ 1, at Middle Tennessee (4/18/17)
 Runs: _____
 RBI: _____ 1, vs. Austin Peay (2/27/18)
 Walks: _____
 HRs: _____
 Strikeouts: _____ 1, 2x, last vs. UMass-Lowell (2/23/18)
 Stolen Bases: _____

GAME-BY-GAME STATS

DATE	OPP.	GS	AB	R	H	RBI	2B	3B	HR	BB	K	SB	CS	E	Avg.
2/18	DUKE		0	0	0	0	0	0	0	0	0	0	0	0	.000
2/20	PRESBY		0	0	0	0	0	0	0	0	0	0	0	0	.000
2/21	PRESBY		2	0	0	0	0	0	0	0	0	1	0	0	.000
2/23	UML		1	0	0	0	0	0	0	0	1	0	0	0	.000
2/24	UML		1	0	0	0	0	0	0	0	0	0	0	0	.000
2/25	UML		0	0	0	0	0	0	0	0	0	0	0	0	.000
2/27	APSU		1	0	0	1	0	0	0	0	0	0	0	0	.000
Totals		0	5	0	0	1	0	0	0	0	2	0	0	0	.000

32 ★ Hugh Fisher ★ Freshman

LHP ★ Briarcrest Christian HS ★ Eads, Tenn.

PITCHING CAREER HIGHS

Innings Pitched: _____ 2.0, vs. Presbyterian (2/20/18)
 Strikeouts: _____ 2, vs. Eastern Kentucky (3/14/18)
 Hits Allowed: _____ 2, vs. Belmont (3/21/18)
 Walks Allowed: _____ 1, vs. Belmont (3/21/18)
 Runs Allowed: _____ 1, vs. Belmont (3/21/18)

GAME-BY-GAME STATS

DATE	OPP.	GS	IP	H	R	ER	BB	SO	WP	HBP	W-L	SV	ERA
2/20	PRESBY		2.0	0	0	0	0	0	0	0	0-0	0	0.00
3/03	vs. ULL		0.0	0	0	0	0	0	0	1	0-0	0	0.00
3/14	EKU		1.0	0	0	0	0	2	0	0	0-0	0	0.00
3/21	vs. BEL		0.2	2	1	0	1	1	0	0	0-0	0	0.00
Totals		0	3.2	2	1	0	1	3	0	1	0-0	0	0.00

49 ★ AJ Franklin ★ Redshirt Sophomore

LHP ★ Wilson Central HS ★ Lebanon, Tenn.

PITCHING CAREER HIGHS

Innings Pitched: _____ 1.0, vs. UMass-Lowell (2/23/18)
 Strikeouts: _____
 Hits Allowed: _____
 Walks Allowed: _____ 1, vs. UMass-Lowell (2/23/18)
 Runs Allowed: _____

GAME-BY-GAME STATS

DATE	OPP.	GS	IP	H	R	ER	BB	SO	WP	HBP	W-L	SV	ERA
2/21	PRESBY		0.2	0	0	0	0	0	0	0	0-0	0	0.00
2/23	UML		1.0	0	0	0	1	0	0	1	0-0	0	0.00
Totals		0	1.2	0	0	0	1	0	0	1	0-0	0	0.00

35 ★ Jackson Gillis ★ Sophomore

LHP ★ Wilmington HS ★ Wilmington, Mass.

PITCHING CAREER HIGHS

Innings Pitched: _____ 3.2, vs. Duke (2/16/18)
 Strikeouts: _____ 5, vs. UMass-Lowell (2/24/18)
 Hits Allowed: _____ 4, vs. TCU (3/11/18)
 Walks Allowed: _____ 4, vs. Texas A&M (3/25/17)
 Runs Allowed: _____ 3, 3x, last at TCU (3/11/18)

GAME-BY-GAME STATS

DATE	OPP.	GS	IP	H	R	ER	BB	SO	WP	HBP	W-L	SV	ERA
2/16	DUKE		3.2	1	0	0	1	4	0	2	1-0	0	0.00
2/24	UML		3.1	3	1	1	1	5	1	0	2-0	0	1.29
3/02	vs. SHSU		2.2	2	3	3	2	4	0	0	2-0	0	3.72
3/11	vs. TCU *		2.0	4	3	3	3	2	0	1	2-0	0	5.40
3/17	at MSST		1.1	1	0	0	0	3	0	0	2-0	0	4.85
3/27	vs. LIPSC		2.0	1	0	0	3	4	0	0	2-0	0	4.20
Totals		1	15.0	12	7	7	10	22	1	3	2-0	0	4.20

99 ★ Jayson Gonzalez ★ Freshman

IF ★ Bishop Amat HS ★ Covina, Calif.

HITTING CAREER HIGHS

Hits: _____ 4, 2x, last vs. Austin Peay (2/27/18)
 Runs: _____ 2, 2x, last vs. Houston (3/4/18)
 RBI: _____ 5, vs. UMass-Lowell (2/24/18)
 Walks: _____ 1, 7x, last at UCLA (3/9/18)
 HRs: _____ 2, vs. UMass-Lowell (2/24/18)
 Strikeouts: _____ 3, 2x, last at Mississippi State (3/18/18)
 Stolen Bases: _____ 1, vs. Houston (3/4/18)

GAME-BY-GAME STATS

DATE	OPP.	GS	AB	R	H	RBI	2B	3B	HR	BB	K	SB	CS	E	Avg.
2/16	DUKE	*	4	0	1	1	0	0	0	1	0	0	0	1	.250
2/17	DUKE	*	3	0	0	0	0	0	0	0	1	0	0	0	.143
2/18	DUKE	*	4	0	2	0	0	0	0	0	1	0	0	0	.273
2/20	PRESBY	*	4	0	1	0	0	0	0	0	2	0	0	0	.267
2/21	PRESBY	*	3	0	0	0	0	0	0	0	1	0	0	0	.222
2/23	UML	*	3	1	0	0	0	0	0	1	2	0	0	0	.190
2/24	UML	*	5	2	4	5	1	0	2	0	1	0	0	0	.308
2/25	UML	*	3	1	1	1	0	0	0	1	1	0	0	0	.310
2/27	APSU	*	4	1	4	4	1	0	0	0	0	0	0	1	.394
2/28	ISU	*	4	0	0	0	0	0	0	0	1	0	0	1	.351
3/02	vs. SHSU	*	3	1	0	0	0	0	0	1	2	0	0	0	.325
3/03	vs. ULL	*	4	0	1	0	0	0	0	0	1	0	0	0	.318
3/04	vs. UH	*	4	2	1	0	0	0	0	1	3	1	0	0	.312
3/07	at LBSU	*	3	1	2	3	0	0	1	1	1	0	0	0	.333
3/09	at UCLA	*	3	2	1	0	0	0	0	1	0	0	0	0	.333
3/11	vs. TCU	*	5	0	1	2	0	0	0	0	2	0	0	0	.322
3/14	EKU	*	3	0	0	0	0	0	0	0	1	0	0	1	.306
3/16	at MSST	*	4	1	1	0	0	0	0	0	2	0	0	0	.303
3/17	at MSST	*	4	1	1	1	0	0	0	0	0	0	0	1	.300
3/18	at MSST	*	4	0	0	0	0	0	0	0	3	0	0	0	.284
3/21	vs. BEL	*	3	0	0	0	0	0	0	0	2	0	0	1	.273
Totals		21	77	13	21	17	2	0	3	7	27	1	0	6	.273

17 ★ Walker Grisanti ★ Junior

OF ★ Christian Brothers HS ★ Collierville, Tenn.

HITTING CAREER HIGHS

Hits: _____ 2, 4x, last at South Carolina (4/6/17)
 Runs: _____ 3, vs. Xavier (3/12/16)
 RBI: _____ 3, 2x, last vs. Austin Peay (2/27/18)
 Walks: _____ 3, at UCLA (3/9/18)
 HRs: _____ 1, 2x, last vs. Austin Peay (2/27/18)
 Strikeouts: _____ 3, 2x, last at Mississippi State (3/17/18)
 Stolen Bases: _____ 1, 2x, last vs. Lipscomb (3/27/18)

GAME-BY-GAME STATS

DATE	OPP.	GS	AB	R	H	RBI	2B	3B	HR	BB	K	SB	CS	E	Avg.
2/17	DUKE		1	0	0	0	0	0	0	0	1	0	0	0	.000
2/21	PRESBY		1	2	1	0	0	0	0	1	0	0	0	0	.500
2/23	UML		1	1	1	1	1	0	0	0	0	0	0	0	.667
2/24	UML		0	1	0	0	0	0	0	1	0	0	0	0	.667
2/25	UML		0	0	0	0	0	0	0	1	0	0	0	0	.667
2/27	APSU	*	3	1	1	3	0	0	1	1	1	0	0	0	.500
3/02	vs. SHSU		1	1	1	0	0	0	0	0	0	0	0	0	.571
3/03	vs. ULL	*	3	0	0	0	0	0	0	1	1	0	0	0	.400
3/04	vs. UH	*	2	2	0	0	0	0	0	2	0	0	0	0	.333
3/07	at LBSU	*	4	0	1	0	0	0	0	0	1	0	1	0	.312
3/09	at UCLA	*	1	1	0	1	0	0	0	3	0	0	0	0	.294
3/11	vs. TCU	*	3	0	0	0	0	0	0	1	0	1	0	0	.250
3/14	EKU	*	3	0	0	0	0	0	0	2	1	0	0	0	.217
3/16	at MSST	*	2	1	0	0	0	0	0	1	1	0	0	0	.200
3/17	at MSST	*	3	0	0	0	0	0	0	0	3	0	0	0	.179
3/21	vs. BEL		1	0	0	0	0	0	0	1	1	0	0	0	.172
3/27	vs. LIPSC		3	1	0	0	0	0	0	1	2	1	0	0	.156
Totals			9	32	11	5	5	1	0	1	16	12	2	1	.156

44 ★ Mason Hickman ★ Freshman

RHP ★ Pope John Paul II HS ★ Hendersonville, Tenn.

PITCHING CAREER HIGHS

Innings Pitched: _____ 7.0, vs. LSU (3/25/18)
 Strikeouts: _____ 9, vs. LSU (3/25/18)
 Hits Allowed: _____ 5, vs. Houston (3/4/18)
 Walks Allowed: _____ 3, vs. Austin Peay (2/27/18)
 Runs Allowed: _____ 3, at Mississippi State (3/18/18)

GAME-BY-GAME STATS

DATE	OPP.	GS	IP	H	R	ER	BB	SO	WP	HBP	W-L	SV	ERA
2/18	DUKE		5.0	3	0	0	2	7	1	0	1-0	0	0.00
2/27	APSU	*	4.0	2	1	1	3	2	0	0	2-0	0	1.00
3/04	vs. UH		4.0	5	2	2	0	5	0	0	3-0	0	2.08
3/14	EKU		1.0	0	0	0	0	1	0	0	3-0	0	1.93
3/18	at MSST	*	5.0	4	3	3	2	4	1	0	4-0	0	2.84
3/25	LSU	*	7.0	2	0	0	2	9	0	0	5-0	0	2.08
Totals			3	26.0	16	6	6	9	2	0	5-0	0	2.08

22 ★ Julian Infante ★ Junior

IF ★ Westminster Christian HS ★ Miami, Fla.

HITTING CAREER HIGHS

Hits: _____ 4, vs. Belmont (3/22/17)
 Runs: _____ 4, vs. Belmont (3/22/17)
 RBI: _____ 7, vs. Missouri (5/7/17)
 Walks: _____ 3, vs. St. Mary's (3/12/17)
 HRs: _____ 1, 17x, last at Arkansas (5/14/17)
 Strikeouts: _____ 4, 2x, last vs. UMass-Lowell (2/23/18)
 Stolen Bases: _____

GAME-BY-GAME STATS

DATE	OPP.	GS	AB	R	H	RBI	2B	3B	HR	BB	K	SB	CS	E	Avg.
2/16	DUKE	*	4	0	0	0	0	0	0	0	0	0	0	0	.000
2/17	DUKE	*	4	0	0	0	0	0	0	0	3	0	0	0	.000
2/18	DUKE	*	4	0	0	1	0	0	0	1	0	0	0	0	.000
2/20	PRESBY	*	3	0	0	0	0	0	0	1	1	0	0	0	.000
2/21	PRESBY	*	3	0	1	1	1	0	0	1	0	0	0	1	.056
2/23	UML	*	5	0	0	1	0	0	0	0	4	0	0	0	.043
2/24	UML	*	4	1	0	0	0	0	0	1	2	0	0	0	.037
2/28	ISU		1	0	0	0	0	0	0	0	0	0	0	0	.036
3/02	vs. SHSU	*	3	1	1	1	0	0	0	1	1	0	0	0	.065
3/03	vs. ULL	*	3	0	0	0	0	0	0	0	3	0	0	0	.059
3/07	at LBSU	*	3	0	2	0	0	0	0	0	1	0	0	0	.108
3/09	at UCLA	*	3	1	0	0	0	0	0	0	1	0	0	0	.100
3/11	vs. TCU	*	4	2	2	0	0	0	0	0	2	0	0	0	.136
3/14	EKU	*	4	0	1	1	0	0	0	0	2	0	0	0	.146
3/16	at MSST	*	4	1	1	0	0	0	0	0	1	0	0	0	.154
3/17	at MSST	*	4	1	2	1	0	0	0	0	1	0	0	1	.179
3/18	at MSST	*	4	0	1	0	1	0	0	0	3	0	0	0	.183
3/21	vs. BEL	*	5	0	0	0	0	0	0	0	3	0	0	0	.169
3/23	LSU	*	4	1	1	2	0	0	1	0	1	0	0	0	.174
3/24	LSU	*	4	0	0	0	0	0	0	0	3	0	0	0	.164
3/25	LSU	*	1	0	0	0	0	0	0	1	0	0	0	0	.162
3/27	vs. LIPSC	*	3	0	0	1	0	0	0	0	1	0	0	0	.156
Totals			21	77	8	12	9	2	0	1	6	33	0	0	.156

8 ★ Alonzo Jones ★ Junior

OF ★ Columbus HS ★ Columbus, Ga.

HITTING CAREER HIGHS

Hits: _____ 3, 4x, last vs. Indiana State (2/28/18)
 Runs: _____ 3, 4x, last vs. UMass-Lowell (2/23/18)
 RBI: _____ 5, vs. San Diego (2/21/16)
 Walks: _____ 3, 2x, last vs. UT Martin (4/4/17)
 HRs: _____ 1, 2x, last vs. Austin Peay (2/27/18)
 Strikeouts: _____ 3, 5x, last at South Carolina (4/7/17)
 Stolen Bases: _____ 2, 5x, last vs. Duke (2/18/18)

GAME-BY-GAME STATS

DATE	OPP.	GS	AB	R	H	RBI	2B	3B	HR	BB	K	SB	CS	E	Avg.
2/16	DUKE	*	4	1	2	0	0	0	0	0	0	1	0	0	.500
2/17	DUKE	*	3	0	0	0	0	0	0	1	2	0	0	0	.286
2/18	DUKE	*	4	1	2	0	0	0	0	0	1	2	0	0	.364
2/20	PRESBY	*	4	0	0	0	0	0	0	0	1	0	0	0	.267
2/21	PRESBY	*	3	1	1	0	0	0	0	0	0	1	0	0	.278
2/23	UML	*	4	3	2	0	1	0	0	0	1	1	0	0	.318
2/24	UML	*	4	1	1	0	0	0	0	0	2	1	0	0	.308
2/25	UML	*	4	1	1	1	0	1	0	0	1	0	0	0	.300
2/27	APSU	*	3	2	0	0	0	0	0	1	0	1	0	0	.273
2/28	ISU	*	4	2	3	3	1	0	1	0	0	0	0	0	.324
3/02	vs. SHSU	*	3	0	0	0	0	0	0	0	1	0	0	0	.300
3/07	at LBSU		0	0	0	0	0	0	0	0	0	0	0	0	.300
3/09	at UCLA	*	2	1	0	0	0	0	0	1	1	0	0	0	.286
3/11	vs. TCU		0	0	0	0	0	0	0	0	0	0	0	0	.286
3/23	LSU	*	4	0	1	0	0	0	0	0	0	1	0	0	.283
3/24	LSU	*	3	0	1	1	0	0	0	1	0	0	0	0	.286
3/25	LSU	*	2	0	0	0	0	0	0	0	2	0	0	0	.275
3/27	vs. LIPSC	*	2	0	0	0	0	0	0	2	0	1	0	0	.264
Totals			16	53	13	14	5	2	1	6	12	9	0	0	.264

12 ★ Connor Kaiser ★ Junior

IF ★ Blue Valley West HS ★ Overland Park, Kan.

HITTING CAREER HIGHS

Hits: _____ 3, 2x, last at Kentucky (4/2/17)
 Runs: _____ 3, 2x, last vs. UMass-Lowell (2/24/18)
 RBI: _____ 3, vs. UMass-Lowell (2/23/18)
 Walks: _____ 3, 2x, last vs. LSU (3/23/18)
 HRs: _____ 1, vs. South Carolina (5/23/17)
 Strikeouts: _____ 4, at Clemson (6/3/17)
 Stolen Bases: _____ 2, 2x, last vs. UMass-Lowell (2/25/18)

GAME-BY-GAME STATS

DATE	OPP.	GS	AB	R	H	RBI	2B	3B	HR	BB	K	SB	CS	E	Avg.
2/16	DUKE	*	4	2	1	0	0	0	0	1	1	0	0	0	.250
2/17	DUKE	*	5	0	2	1	1	0	0	0	0	1	0	0	.333
2/18	DUKE	*	4	2	2	0	1	0	0	1	0	0	0	0	.385
2/20	PRESBY	*	3	1	1	2	0	0	0	2	0	1	0	0	.375
2/21	PRESBY	*	6	2	2	2	0	0	0	0	1	1	0	0	.364
2/23	UML	*	4	2	1	3	1	0	0	1	1	0	0	0	.346
2/24	UML	*	3	3	2	1	0	0	0	2	1	0	0	0	.379
2/25	UML	*	3	1	0	0	0	0	0	2	0	2	0	0	.344
2/27	APSU	*	5	2	1	0	0	0	0	0	1	1	0	0	.324
2/28	ISU	*	4	1	2	2	1	0	0	0	0	0	0	0	.341
3/02	vs. SHSU	*	5	1	2	2	1	0	0	0	2	0	0	0	.348
3/03	vs. ULL	*	3	0	1	0	0	0	0	1	1	0	0	0	.347
3/04	vs. UH	*	3	0	0	0	0	0	0	1	1	1	0	0	.327
3/07	at LBSU	*	3	1	2	0	0	0	0	1	1	0	1	0	.345
3/09	at UCLA	*	4	0	0	0	0	0	0	1	0	0	0	0	.322
3/11	vs. TCU	*	5	0	1	2	0	0	0	0	3	0	0	0	.312
3/14	EKU	*	4	1	1	2	0	1	0	1	1	0	0	0	.309
3/16	at MSST	*	4	0	1	0	0	0	0	0	0	0	0	0	.306
3/17	at MSST	*	2	1	2	0	0	0	0	2	0	0	0	0	.324
3/18	at MSST	*	5	0	1	2	0	0	0	0	2	0	0	0	.316
3/21	vs. BEL	*	5	1	1	0	0	0	0	0	0	0	0	0	.310
3/23	LSU	*	1	1	0	0	0	0	0	3	0	2	0	0	.306
3/24	LSU	*	4	0	1	0	0	0	0	0	1	0	0	0	.303
3/25	LSU	*	1	0	0	0	0	0	0	0	1	0	0	0	.300
3/27	vs. LIPSC	*	4	0	0	0	0	0	0	0	3	0	0	0	.287
Totals			25	94	22	27	19	5	1	0	19	21	9	1	.287

33 ★ Erik Kaiser ★ Freshman

RHP ★ Waterloo HS ★ Waterloo, Ill.

PITCHING CAREER HIGHS

Innings Pitched: _____ 1.0, 2x, last at Long Beach State (3/7/18)
 Strikeouts: _____ 2, vs. Austin Peay (2/27/18)
 Hits Allowed: _____ 1, vs. Austin Peay (2/27/18)
 Walks Allowed: _____
 Runs Allowed: _____

GAME-BY-GAME STATS

DATE	OPP.	GS	IP	H	R	ER	BB	SO	WP	HBP	W-L	SV	ERA
2/27	APSU		1.0	1	0	0	0	2	0	0	0-0	0	0.00
3/07	at LBSU		1.0	0	0	0	0	1	0	0	0-0	0	0.00
Totals			0	2.0	1	0	0	3	0	0	0-0	0	0.00

34 ★ Zach King ★ Sophomore

LHP ★ Spring Hill HS ★ Spring Hill, Tenn.

PITCHING CAREER HIGHS

Innings Pitched: _____ 5.1, vs. Missouri (5/7/17)
 Strikeouts: _____ 5, 3x, last vs. UMass-Lowell (2/24/18)
 Hits Allowed: _____ 7, vs. UMass-Lowell (2/24/18)
 Walks Allowed: _____ 3, vs. South Carolina (5/23/17)
 Runs Allowed: _____ 3, 2x, at Long Beach State (3/7/18)

GAME-BY-GAME STATS

DATE	OPP.	GS	IP	H	R	ER	BB	SO	WP	HBP	W-L	SV	ERA
2/17	DUKE	*	4.0	4	2	2	0	4	0	1	0-0	0	4.50
2/24	UML	*	4.2	7	1	1	0	5	0	0	0-0	0	3.12
3/03	vs. ULL		2.2	3	1	1	1	3	0	1	0-0	0	3.18
3/07	at LBSU		1.1	2	3	3	1	0	1	0	0-1	0	4.97
3/11	vs. TCU		1.0	1	0	0	0	0	0	1	0-1	0	4.61
3/16	at MSST		3.0	2	0	0	2	3	0	0	0-1	1	3.78
3/23	LSU		4.0	3	0	0	1	4	0	0	0-1	2	3.05
Totals		2	20.2	22	7	7	5	19	1	3	0-1	2	3.05

16 ★ Austin Martin ★ Freshman

IF ★ Trinity Christian Academy HS ★ Jacksonville, Fla.

HITTING CAREER HIGHS

Hits: _____ 4, vs. Presbyterian (2/20/18)
 Runs: _____ 2, 8x, last vs. Belmont (3/21/18)
 RBI: _____ 1, 6x, last at Mississippi State (3/17/18)
 Walks: _____ 2, 4x, last vs. Belmont (3/21/18)
 HRs: _____ 1, vs. Duke (2/18/18)
 Strikeouts: _____ 4, vs. Indiana State (2/28/18)
 Stolen Bases: _____ 3, vs. Presbyterian (2/21/18)

GAME-BY-GAME STATS

DATE	OPP.	GS	AB	R	H	RBI	2B	3B	HR	BB	K	SB	CS	E	Avg.
2/17	DUKE		2	0	0	0	0	0	0	0	1	0	0	0	.000
2/18	DUKE	*	3	2	1	1	0	0	1	1	1	0	0	0	.200
2/20	PRESBY	*	5	1	4	0	1	0	0	0	0	0	1	0	.500
2/21	PRESBY	*	2	2	1	0	0	0	0	2	0	3	0	0	.500
2/23	UML	*	2	2	2	1	0	0	0	2	0	0	0	0	.571
2/24	UML	*	4	2	3	1	1	0	0	0	0	2	0	0	.611
2/25	UML	*	4	0	2	1	0	0	0	1	0	1	0	0	.591
2/27	APSU	*	3	2	2	0	0	0	0	2	1	0	1	0	.600
2/28	ISU	*	4	0	0	0	0	0	0	0	4	0	0	0	.517
3/02	vs. SHSU	*	5	0	1	1	1	0	0	0	1	0	0	0	.471
3/03	vs. ULL	*	4	0	1	0	0	0	0	0	0	0	0	0	.447
3/04	Houston	*	4	1	0	0	0	0	0	0	0	0	0	0	.405
3/11	vs. TCU	*	5	2	2	0	1	0	0	0	1	1	0	0	.404
3/14	EKU	*	3	1	1	0	0	0	0	1	1	0	0	0	.400
3/16	at MSST	*	2	0	1	0	0	0	0	1	0	0	0	0	.404
3/17	at MSST	*	5	2	3	1	1	0	0	0	1	1	1	0	.421
3/18	at MSST	*	4	1	2	0	1	0	0	0	0	1	1	0	.426
3/21	vs. BEL	*	2	2	1	0	0	0	0	2	0	1	0	0	.429
3/23	LSU	*	4	0	0	0	0	0	0	0	2	1	0	0	.403
3/24	LSU	*	4	1	1	0	1	0	0	0	2	0	0	0	.394
3/25	LSU	*	3	0	0	0	0	0	0	0	0	0	0	0	.378
3/27	vs. LIPSC	*	3	0	0	0	0	0	0	1	1	0	0	0	.364
Totals		21	77	21	28	6	7	0	1	13	17	11	3	0	.364

10 ★ Ethan Paul ★ Junior

IF ★ International School ★ Bellevue, Wash.

HITTING CAREER HIGHS

Hits: _____ 4, 2x, last vs. UMass-Lowell (2/24/18)
 Runs: _____ 3, 6x, last vs. Austin Peay (2/27/18)
 RBI: _____ 7, vs. UMass-Lowell (2/24/18)
 Walks: _____ 3, vs. Xavier (3/13/16)
 HRs: _____ 2, vs. CSUN (3/5/17)
 Strikeouts: _____ 3, 2x, last vs. LSU (3/23/18)
 Stolen Bases: _____ 2, 3x, last vs. LSU (3/23/18)

GAME-BY-GAME STATS

DATE	OPP.	GS	AB	R	H	RBI	2B	3B	HR	BB	K	SB	CS	E	Avg.
2/16	DUKE	*	4	2	2	3	0	0	0	0	0	0	0	0	.500
2/17	DUKE	*	3	0	0	0	0	0	0	1	0	0	0	0	.286
2/18	DUKE	*	4	2	1	2	0	0	0	1	1	0	0	0	.273
2/20	PRESBY	*	4	2	1	1	0	0	1	0	0	0	0	0	.267
2/21	PRESBY	*	2	2	0	0	0	0	0	2	0	1	0	0	.235
2/23	UML	*	4	1	2	3	2	0	0	0	0	0	0	0	.286
2/24	UML	*	6	2	4	7	1	0	1	0	1	0	0	0	.370
2/25	UML	*	5	1	1	0	0	0	0	0	1	1	0	0	.344
2/27	APSU	*	6	3	3	4	0	0	1	0	1	1	0	1	.368
2/28	ISU	*	3	1	1	0	1	0	0	1	2	0	0	0	.366
3/02	vs. SHSU	*	5	0	1	1	1	0	0	0	2	0	0	0	.348
3/03	vs. ULL	*	3	0	1	0	0	0	0	1	0	0	0	0	.347
3/04	vs. UH	*	4	1	1	1	1	0	0	1	1	0	0	0	.340
3/07	at LBSU	*	4	0	0	0	0	0	0	0	2	0	0	0	.316
3/09	at UCLA	*	4	1	1	3	0	0	1	1	1	0	0	0	.311
3/11	vs. TCU	*	4	0	0	0	0	0	0	0	1	0	0	0	.292
3/14	EKU	*	4	1	1	0	0	0	0	0	2	0	0	0	.290
3/16	at MSST	*	4	0	0	0	0	0	0	0	1	0	0	0	.274
3/17	at MSST	*	4	1	2	1	1	0	0	1	1	0	0	1	.286
3/18	at MSST	*	3	1	0	0	0	0	0	2	0	1	0	0	.275
3/21	vs. BEL	*	5	0	1	1	0	0	0	0	1	1	0	1	.271
3/23	LSU	*	4	0	1	0	0	0	0	0	3	2	0	0	.270
3/24	LSU	*	3	1	1	0	0	0	0	0	0	0	0	0	.272
3/25	LSU	*	3	0	2	0	1	0	0	0	1	0	0	0	.284
3/27	vs. LIPSC	*	1	0	0	0	0	0	0	2	1	0	1	0	.281
Totals		25	96	22	27	27	8	0	4	13	23	7	1	3	.281

34 ★ Patrick Raby ★ Junior

RHP ★ Farragut HS ★ Knoxville, Tenn.

PITCHING CAREER HIGHS

Innings Pitched: _____ 9.0, vs. Georgia (4/21/17)
 Strikeouts: _____ 11, 2x, last vs. St. Mary's (3/12/17)
 Hits Allowed: _____ 9, at Kentucky (3/31/17)
 Walks Allowed: _____ 5, vs. Alabama (5/18/17)
 Runs Allowed: _____ 7, at Kentucky (3/31/17)

GAME-BY-GAME STATS

DATE	OPP.	GS	IP	H	R	ER	BB	SO	WP	HBP	W-L	SV	ERA
2/17	DUKE		2.0	3	1	1	1	4	0	1	0-1	0	4.50
2/23	UML		3.0	2	0	0	0	3	0	1	0-1	0	1.80
3/03	vs. ULL	*	3.2	4	2	2	3	2	0	1	0-2	0	3.12
3/11	vs. TCU		5.0	3	1	0	3	8	1	0	1-2	0	1.98
3/17	at MSST	*	5.0	5	0	0	2	5	0	0	2-2	0	1.45
3/24	LSU	*	6.0	6	3	3	3	4	0	0	2-3	0	2.19
Totals		3	24.2	23	7	6	12	26	1	3	2-3	0	2.19

2 ★ Harrison Ray ★ Sophomore

IF ★ Lake Brantley HS ★ Longwood, Fla.

HITTING CAREER HIGHS

Hits: _____ 2, 3x, last vs. Eastern Kentucky (3/14/18)
 Runs: _____ 2, vs. Missouri (5/7/17)
 RBI: _____ 2, 3x, last vs. Alabama (5/18/17)
 Walks: _____ 2, at Kentucky (4/2/17)
 HRs: _____ 1, vs. Southeastern La. (2/28/17)
 Strikeouts: _____ 2, 5x, last at Clemson (6/3/17)
 Stolen Bases: _____ 1, 2x, last vs. Missouri (5/7/17)

GAME-BY-GAME STATS

DATE	OPP.	GS	AB	R	H	RBI	2B	3B	HR	BB	K	SB	CS	E	Avg.
2/17	DUKE		0	0	0	0	0	0	0	0	0	0	0	0	.000
2/18	DUKE		0	0	0	0	0	0	0	0	0	0	0	0	.000
2/20	PRESBY *	2	0	0	0	0	0	0	0	0	0	0	0	0	.000
2/21	PRESBY	1	1	1	1	0	1	0	1	0	0	0	0	0	.333
2/23	UML	1	1	0	0	0	0	0	1	0	0	0	0	0	.250
2/24	UML	1	0	0	0	0	0	0	0	0	0	0	0	0	.200
2/25	UML	0	0	0	0	0	0	0	0	0	0	0	0	0	.200
2/27	APSU	1	1	1	1	1	0	0	0	0	0	0	0	0	.333
2/28	ISU	0	0	0	0	0	0	0	0	0	0	0	0	0	.333
3/02	vs. SHSU	0	0	0	0	0	0	0	0	0	0	0	0	0	.333
3/14	EKU	3	0	2	1	0	0	0	0	0	0	0	0	0	.444
3/17	at MSST	0	1	0	0	0	0	0	1	0	0	0	0	0	.444
3/18	at MSST	0	0	0	0	0	0	0	0	0	0	0	0	0	.444
3/21	vs. BEL *	2	0	0	0	0	0	0	0	1	0	0	0	0	.364
Totals		2	11	4	4	3	1	1	0	3	1	0	0	0	.364

45 ★ Reid Schaller ★ Redshirt Freshman

RHP ★ Lebanon Senior HS ★ Lebanon, Ind.

PITCHING CAREER HIGHS

Innings Pitched: _____ 2.0, 2x, last vs. Presbyterian (2/20/18)
 Strikeouts: _____ 3, vs. Indiana State (2/28/18)
 Hits Allowed: _____ 2, 4x, last vs. Lipscomb (3/27/18)
 Walks Allowed: _____ 1, vs. Lipscomb (3/27/18)
 Runs Allowed: _____ 1, 3x, last vs. Belmont (3/21/18)

GAME-BY-GAME STATS

DATE	OPP.	GS	IP	H	R	ER	BB	SO	WP	HBP	W-L	SV	ERA
2/20	PRESBY	2.0	2	1	1	0	2	0	0	0	0-0	0	4.50
2/28	ISU	2.0	1	1	1	0	3	0	0	0	0-0	0	4.50
3/04	vs. UH	1.0	1	0	0	0	2	0	0	0	0-0	0	3.60
3/07	at LBSU	0.1	2	0	0	0	0	1	0	0	0-0	0	3.38
3/11	vs. TCU	1.0	1	0	0	0	1	0	0	0	0-0	1	2.84
3/21	vs. BEL	1.0	2	1	1	0	1	0	0	0	0-0	1	3.68
3/27	vs. LIPSC	1.2	2	2	2	1	3	0	2	0	0-0	1	5.00
Totals		0	9.0	11	5	5	1	12	1	2	0-0	1	5.00

19 ★ Stephen Scott ★ Junior

OF/C ★ Cardinal Gibbons HS ★ Cary, N.C.

HITTING CAREER HIGHS

Hits: _____ 3, vs. Duke (2/17/18)
 Runs: _____ 3, 3x, last vs. Duke (2/17/18)
 RBI: _____ 4, vs. UMass-Lowell (2/25/18)
 Walks: _____ 2, 8x, last vs. Houston (3/4/18)
 HRs: _____ 1, 5x, last vs. UMass-Lowell (2/25/18)
 Strikeouts: _____ 3, vs. UMass-Lowell (2/23/18)
 Stolen Bases: _____ 1, 6x, last vs. Lipscomb (3/27/18)

GAME-BY-GAME STATS

DATE	OPP.	GS	AB	R	H	RBI	2B	3B	HR	BB	K	SB	CS	E	Avg.
2/16	DUKE	*	4	2	2	1	0	0	0	0	1	0	0	0	.500
2/17	DUKE		4	3	3	1	2	0	1	0	0	0	0	0	.625
2/18	DUKE	*	4	0	1	1	0	0	0	1	0	0	0	0	.500
2/20	PRESBY *	3	0	1	1	1	0	0	0	1	0	1	0	0	.467
2/23	UML	*	4	0	1	0	0	0	0	0	3	0	0	0	.421
2/25	UML	*	4	2	2	4	0	0	1	0	0	0	0	0	.435
2/27	APSU	*	3	1	1	0	1	0	0	1	1	0	0	0	.423
2/28	ISU		2	2	0	0	0	0	0	2	1	0	0	0	.393
3/02	vs. SHSU	*	3	1	1	1	0	0	0	1	1	0	0	0	.387
3/03	vs. ULL		0	0	0	0	0	0	0	1	0	0	0	0	.387
3/04	vs. UH	*	2	1	0	1	0	0	0	2	0	0	0	0	.364
3/07	at LBSU	*	4	0	0	0	0	0	0	0	2	0	0	0	.324
3/11	vs. TCU	*	4	0	0	0	0	0	0	0	2	0	0	0	.293
3/17	at MSST	1	0	0	0	0	0	0	0	0	0	0	0	0	.286
3/18	at MSST	*	4	1	0	0	0	0	0	1	1	0	0	0	.261
3/23	LSU	*	3	0	0	0	0	0	0	1	2	0	0	0	.245
3/24	LSU		3	0	0	0	0	0	0	1	1	0	0	0	.231
3/25	LSU	*	2	0	0	0	0	0	0	0	1	0	0	1	.222
3/27	vs. LIPSC	*	3	0	1	0	0	0	0	1	1	1	0	0	.228
Totals		14	57	13	13	10	4	0	2	13	17	2	0	1	.228

43 ★ Tyler Solomon ★ Freshman

IF ★ Battlefield HS ★ Haymarket, Va.

HITTING CAREER HIGHS

Hits: _____
 Runs: _____ 1, 2x, last vs. Austin Peay (2/27/18)
 RBI: _____
 Walks: _____ 1, 2x, last vs. Austin Peay (2/27/18)
 HRs: _____
 Strikeouts: _____ 1, 2x, last vs. Presbyterian (2/21/18)
 Stolen Bases: _____

GAME-BY-GAME STATS

DATE	OPP.	GS	AB	R	H	RBI	2B	3B	HR	BB	K	SB	CS	E	Avg.
2/18	DUKE		1	0	0	0	0	0	0	0	1	0	0	0	.000
2/21	PRESBY	2	0	0	0	0	0	0	0	0	1	0	0	0	.000
2/23	UML		0	1	0	0	0	0	0	1	0	0	0	0	.000
2/24	UML		0	0	0	0	0	0	0	0	0	0	0	0	.000
2/27	APSU		0	1	0	0	0	0	0	1	0	0	0	0	.000
Totals		0	3	2	0	0	0	0	0	2	2	0	0	0	.000

11 ★ Paxton Stover ★ Senior

LHP ★ Dyersburg State CC ★ Ridgely, Tenn.

PITCHING CAREER HIGHS

Innings Pitched: _____ 3.0, at Kentucky (3/31/17)
 Strikeouts: _____ 3, 4x, last vs. Belmont (3/22/17)
 Hits Allowed: _____ 4, 2x, last vs. LSU (3/24/18)
 Walks Allowed: _____ 4, 2x, last vs. Middle Tennessee (5/16/17)
 Runs Allowed: _____ 3, 3x, last vs. LSU (3/24/18)

GAME-BY-GAME STATS

DATE	OPP.	GS	IP	H	R	ER	BB	SO	WP	HBP	W-L	SV	ERA
2/21	PRESBY	1.0	0	0	0	0	0	2	0	0	0-0	0	0.00
3/14	EKU	1.0	0	0	0	0	0	1	0	0	0-0	0	0.00
3/17	at MSST	1.0	0	0	0	0	2	0	1	0	0-0	0	0.00
3/19	vs. BEL	1.0	1	0	0	0	2	0	0	0	0-0	0	0.00
3/24	LSU	1.2	4	3	3	0	1	1	0	0	0-0	0	4.76
Totals		0	5.2	5	3	3	0	8	1	1	0-0	0	4.76

31 ★ Justin Willis ★ Freshman

RHP ★ Memorial HS ★ West New York, N.J.

PITCHING CAREER HIGHS

Innings Pitched: _____ 1.1, vs. Presbyterian (2/21/18)
 Strikeouts: _____ 2, 2x, last at Mississippi State (3/17/18)
 Hits Allowed: _____ 2, vs. Presbyterian (2/21/18)
 Walks Allowed: _____ 1, 3x, last vs. LSU (3/24/18)
 Runs Allowed: _____ 3, vs. Belmont (3/21/18)

GAME-BY-GAME STATS

DATE	OPP.	GS	IP	H	R	ER	BB	SO	WP	HBP	W-L	SV	ERA
2/21	PRESBY	1.1	2	0	0	1	0	1	0	0	0-0	0	0.00
3/03	vs. ULL	0.2	0	0	0	0	2	0	0	0	0-0	0	0.00
3/14	EKU	1.0	0	0	0	0	1	0	0	0	0-0	0	0.00
3/17	at MSST	0.2	0	0	0	0	2	0	1	0	0-0	0	0.00
3/21	vs. BEL	0.0	1	3	3	1	0	0	1	0	0-0	0	7.36
3/24	LSU	0.1	1	0	0	1	0	0	0	0	0-0	0	6.75
Totals		0	4.0	4	3	3	3	5	1	2	0-0	0	6.75

6 ★ Justin Wilson ★ Redshirt Sophomore

RHP ★ Vol State CC ★ Murfreesboro, Tenn.

PITCHING CAREER HIGHS

Innings Pitched: _____ 1.0, 4x, last vs. Eastern Kentucky (3/14/18)
 Strikeouts: _____ 3, vs. UMass-Lowell (2/24/18)
 Hits Allowed: _____ 1, 2x, last vs. Eastern Kentucky (3/14/18)
 Walks Allowed: _____ 2, at Long Beach State (3/7/18)
 Runs Allowed: _____ 1, 2x, last vs. Eastern Kentucky (3/14/18)

GAME-BY-GAME STATS

DATE	OPP.	GS	IP	H	R	ER	BB	SO	WP	HBP	W-L	SV	ERA
2/21	PRESBY	1.0	0	0	0	0	2	0	0	0	0-0	0	0.00
2/24	UML	1.0	1	0	0	0	3	1	1	0	0-0	0	0.00
3/03	vs. ULL	1.0	0	0	0	0	1	0	0	0	0-0	0	0.00
3/07	at LBSU	0.1	0	1	1	2	0	0	0	0	0-0	0	2.70
3/14	EKU	1.0	1	1	1	1	1	0	1	0	0-0	0	4.15
Totals		0	4.1	2	2	2	3	7	1	2	0-0	0	4.15

TEAM GAME HIGHS

BATTING

At bats:.....	42	vs Austin Peay (Feb 27, 2018)
Runs scored:.....	19	vs Austin Peay (Feb 27, 2018)
Hits:.....	19	vs Austin Peay (Feb 27, 2018)
RBI's:.....	17	vs Austin Peay (Feb 27, 2018)
Doubles:.....	5	vs UMass-Lowell (Feb 23, 2018)
Triples:.....	1	(4 games)
Home runs:.....	3	vs UMass-Lowell (Feb 24, 2018)
.....	3	vs Austin Peay (Feb 27, 2018)
Total bases:.....	32	vs Austin Peay (Feb 27, 2018)
Walks:.....	14	vs UMass-Lowell (Feb 23, 2018)
Strikeouts:.....	13	vs UMass-Lowell (Feb 23, 2018)
.....	13	at Mississippi State (Mar 17, 2018)
Sac hits:.....	3	at Mississippi State (Mar 16, 2018)
Sac flies:.....	1	(5 games)
Stolen bases:.....	7	vs UMass-Lowell (Feb 25, 2018)
Hit by pitch:.....	4	vs TCU (Mar 11, 2018)
Caught stealing:.....	2	at Long Beach State (Mar 07, 2018)
.....	2	at Mississippi State (Mar 17, 2018)
Runners LOB:.....	14	vs UMass-Lowell (Feb 23, 2018)
Hit into DP:.....	2	(4 games)

FIELDING

Putouts:.....	28	vs Sam Houston State (Mar 02, 2018)
Assists:.....	14	vs LSU (Mar 23, 2018)
Errors:.....	3	at Mississippi State (Mar 17, 2018)
Passed balls:.....	1	vs TCU (Mar 11, 2018)
.....	1	vs Lipscomb (Mar 27, 2018)
DPs turned:.....	3	vs. LSU (Mar 24, 2018)

PITCHING

Innings pitched:.....	9.1	vs Sam Houston State (Mar 02, 2018)
Runs allowed:.....	8	vs Belmont (Mar 21, 2018)
Earned runs:.....	7	vs Sam Houston State (Mar 02, 2018)
.....	7	vs Belmont (Mar 21, 2018)
Walks allowed:.....	8	vs Austin Peay (Feb 27, 2018)
Strikeouts:.....	14	at Mississippi State (Mar 17, 2018)
Hits allowed:.....	12	vs Houston (Mar 04, 2018)
Doubles allowed:.....	5	vs Houston (Mar 04, 2018)
Triples allowed:.....	1	(4 times)
Homers allowed:.....	4	vs Sam Houston State (Mar 02, 2018)
Wild pitches:.....	3	vs Austin Peay (Feb 27, 2018)
Hit batters:.....	4	vs Duke (Feb 16, 2018)

INDIVIDUAL GAME HIGHS

BATTING

At bats:.....	6	Connor Kaiser vs Presbyterian (Feb 21, 2018)
.....	6	Ethan Paul vs UMass-Lowell (Feb 24, 2018)
.....	6	Ethan Paul vs Austin Peay (Feb 27, 2018)
Runs scored:.....	3	(5 games)
Hits:.....	4	(4 games)
RBI's:.....	7	Ethan Paul vs UMass-Lowell (Feb 24, 2018)
Doubles:.....	2	(4 games)
Triples:.....	1	(4 games)
Home runs:.....	2	J. Gonzalez vs UMass-Lowell (Feb 24, 2018)
Total bases:.....	11	J. Gonzalez vs UMass-Lowell (Feb 24, 2018)
Walks:.....	4	Philip Clarke vs UMass-Lowell (Feb 23, 2018)
Strikeouts:.....	4	Julian Infante vs UMass-Lowell (Feb 23, 2018)
.....	4	Austin Martin vs Indiana State (Feb 28, 2018)
Sac hits:.....	2	A. Martin at Mississippi State (Mar 16, 2018)
Sac flies:.....	1	(5 times)
Stolen bases:.....	3	Austin Martin vs Presbyterian (Feb 21, 2018)
Hit by pitch:.....	2	Austin Martin vs UMass-Lowell (Feb 24, 2018)
Caught stealing:.....	1	(8 times)
Runners LOB:.....	7	Julian Infante vs UMass-Lowell (Feb 23, 2018)

FIELDING

Putouts:.....	13	Philip Clarke vs Duke (Feb 17, 2018)
.....	13	Stephen Scott vs Duke (Feb 18, 2018)
.....	13	Stephen Scott vs Lipscomb (Mar 27, 2018)
Assists:.....	8	Connor Kaiser vs LSU (Mar 23, 2018)
Errors:.....	1	(13 games)
Passed balls:.....	1	Stephen Scott vs TCU (Mar 11, 2018)
.....	1	Stephen Scott vs Lipscomb (Mar 27, 2018)

PITCHING

Innings pitched:.....	7.0	Drake Fellows at UCLA (Mar 09, 2018)
.....	7.0	Mason Hickman vs. LSU (Mar 25, 2018)
Runs allowed:.....	5	Maddux Conger vs Austin Peay (Feb 27, 2018)
Earned runs:.....	4	Jake Eder vs Indiana State (Feb 28, 2018)
Walks allowed:.....	5	Maddux Conger vs Austin Peay (Feb 27, 2018)
.....	5	D. Fellows at Mississippi State (Mar 16, 2018)
Strikeouts:.....	9	Drake Fellows at UCLA (Mar 09, 2018)
.....	9	Mason Hickman vs. LSU (Mar 25, 2018)
Hits allowed:.....	7	Zach King vs UMass-Lowell (Feb 24, 2018)
Doubles allowed:.....	3	Mason Hickman vs Houston (Mar 04, 2018)
Triples allowed:.....	1	(4 times)
Homers allowed:.....	2	Jake Eder vs Indiana State (Feb 28, 2018)
.....	2	J. Gillis vs Sam Houston State (Mar 02, 2018)
Wild pitches:.....	3	Maddux Conger vs Austin Peay (Feb 27, 2018)
Hit batters:.....	2	Jackson Gillis vs Duke (Feb 16, 2018)
.....	2	Drake Fellows vs Duke (Feb 16, 2018)
.....	2	Reid Schaller vs Lipscomb (Mar 27, 2018)

2018 SEASON RESULTS

Record: 17-8 Home: 11-3 Away: 4-1 Neutral: 2-4 SEC: 5-1

DATE	OPPONENT		SCORE		R-H-E	R-H-E	INNS	OVERALL	SEC	PITCHER OF RECORD	ATTEND	TIME
Feb 16, 2018	#25 DUKE	W	9-1		9-15-1	1-3-0	9	1-0-0	0-0-0	Gillis (W 1-0)	2587	3:32
Feb 17, 2018	#25 DUKE		4-5	L	4-9-0	5-9-3	9	1-1-0	0-0-0	Raby (L 0-1)	2533	3:07
Feb 18, 2018	#25 DUKE	W	9-1		9-13-0	1-6-1	9	2-1-0	0-0-0	Hickman (W 1-0)	3076	3:06
Feb 20, 2018	PRESBYTERIAN	W	7-1		7-12-0	1-5-1	9	3-1-0	0-0-0	Conger (W 1-0)	2531	2:52
Feb 21, 2018	PRESBYTERIAN	W	15-2		15-11-1	2-6-4	9	4-1-0	0-0-0	Eder (W 1-0)	2420	3:21
Feb 23, 2018	UMASS-LOWELL	W	15-0		15-13-0	0-4-1	9	5-1-0	0-0-0	Fellows (W 1-0)	2599	3:37
Feb 24, 2018	UMASS-LOWELL	W	15-2		15-16-0	2-11-1	9	6-1-0	0-0-0	Gillis (W 2-0)	2579	3:14
Feb 25, 2018	UMASS-LOWELL	W	9-2		9-11-0	2-4-1	9	7-1-0	0-0-0	T. Brown (W 1-0)	2561	3:02
Feb 27, 2018	AUSTIN PEAY	W	19-6		19-19-2	6-6-1	9	8-1-0	0-0-0	Hickman (W 2-0)	2540	2:37
Feb 28, 2018	INDIANA STATE	W	8-5		5-5-5	8-9-8	9	9-1-0	0-0-0	A. Brown (W 1-0)	2427	2:50
Mar 02, 2018	Sam Houston State		6-7	L	6-9-0	7-9-1	(10)	9-2-0	0-0-0	T. Brown (L 1-1)	4972	3:17
Mar 03, 2018	Louisiana		0-3	L	0-5-0	3-7-0	9	9-3-0	0-0-0	Raby (L 0-2)	6796	2:53
Mar 04, 2018	vs. #24 Houston	W	9-4		9-7-0	4-12-2	9	10-3-0	0-0-0	Hickman (W 3-0)	5414	3:28
Mar 07, 2018	at Long Beach State		3-4	L	3-9-1	4-4-1	9	10-4-0	0-0-0	King (L 0-1)	1712	3:30
Mar 09, 2018	at #11 UCLA	W	6-3		6-4-0	3-9-2	9	11-4-0	0-0-0	Fellows (W 2-0)	1215	3:17
Mar 11, 2018	vs. #8 TCU	W	7-4		7-9-0	4-9-0	9	12-4-0	0-0-0	Raby (W 1-2)	1109	3:26
Mar 14, 2018	EASTERN KY.		5-6	L	5-10-1	6-7-1	9	12-5-0	0-0-0	Eder (L 1-1)	2668	3:45
Mar 16, 2018	at #19 Mississippi State*	W	5-0		5-10-0	0-5-3	9	13-5-0	1-0-0	Fellows (W 3-0)	4860	3:01
Mar 17, 2018	at #19 Mississippi State*	W	10-1		10-16-4	1-7-2	9	14-5-0	2-0-0	Raby (W 2-2)	6218	3:53
Mar 18, 2018	at #19 Mississippi State*	W	4-3		4-6-0	3-6-3	9	15-5-0	3-0-0	Hickman (W 4-0)	4569	3:24
Mar 21, 2018	vs. Belmont		5-8	L	5-8-2	8-8-3	9	15-6-0	3-0-0	Eder (L 1-2)	1006	3:47
Mar 23, 2018	#19 LSU*	W	4-2		4-7-0	2-8-1	9	16-6-0	4-0-0	Fellows (W 4-0)	3136	3:15
Mar 24, 2018	#19 LSU*		2-6	L	2-7-0	6-11-0	9	16-7-0	4-1-0	Raby (L 2-3)	3211	3:54
Mar 25, 2018	#19 LSU*	W	1-0		1-4-1	0-2-0	7	17-7-0	5-1-0	Hickman (W 5-0)	3399	1:35
Mar 27, 2018	vs. Lipscomb		1-5	L	1-1-0	5-9-0	9	17-8-0	5-1-0	Eder (L 1-3)	1495	3:17

* = Conference game

() extra inning game

GAME-BY-GAME OFFENSIVE STATISTICS

DATE	OPPONENT	AB	R	H	RBI	2B	3B	HR	TB	BB	IBB	SB	CS	HBP	SAC	SF	GDP	K	PO	A	E	LOB	AVG.
Feb 16	#25 DUKE	37	9	15	8	2	0	0	17	3	0	2	0	1	0	1	1	3	27	11	1	9	.405
Feb 17	#25 DUKE	36	4	9	3	3	0	1	15	2	0	1	0	1	0	0	0	11	27	7	0	8	.329
Feb 18	#25 DUKE	36	9	13	8	1	0	1	17	5	0	2	0	1	1	0	1	6	27	8	0	10	.339
Feb 20	PRESBYTERIAN	34	7	12	6	4	0	1	19	4	0	2	1	1	0	0	1	5	27	11	0	8	.343
Feb 21	PRESBYTERIAN	39	15	11	10	3	1	1	19	10	0	6	0	1	0	0	0	4	27	9	1	11	.330
Feb 23	UMASS-LOWELL	36	15	13	14	5	0	1	21	14	0	1	0	2	0	1	0	13	27	11	0	14	.335
Feb 24	UMASS-LOWELL	39	15	16	14	3	0	3	28	6	0	4	0	3	1	0	0	12	27	6	0	10	.346
Feb 25	UMASS-LOWELL	33	9	11	8	0	1	1	16	9	0	7	0	0	0	0	2	4	27	12	0	9	.345
Feb 27	AUSTIN PEAY	42	19	19	17	4	0	3	32	9	0	5	1	1	0	0	0	9	27	11	2	9	.358
Feb 28	INDIANA STATE	32	8	9	8	4	0	2	19	3	0	0	0	0	0	1	0	11	27	6	1	4	.352
Mar 02	vs. Sam Houston St.	36	6	9	6	3	0	0	12	3	0	0	0	0	0	0	2	12	28	7	0	3	.343
Mar 03	vs. Louisiana	32	0	5	0	0	0	0	5	4	0	0	0	0	0	0	0	7	24	10	0	9	.329
Mar 04	vs #24 Houston	31	9	7	8	2	0	1	12	10	0	2	0	3	0	0	1	8	27	5	0	11	.322
Mar 07	at Long Beach State	31	3	9	3	0	0	1	12	4	0	0	2	0	0	0	1	10	24	12	1	5	.320
Mar 09	at #11 UCLA	29	6	4	6	1	0	1	8	9	0	0	0	0	2	1	1	4	27	7	0	8	.310
Mar 11	vs. #8 TCU	36	7	9	5	1	0	0	10	3	1	2	0	4	0	0	0	12	27	9	0	9	.306
Mar 14	EASTERN KY.	37	5	10	5	0	1	0	12	5	0	0	0	3	0	0	1	9	27	7	1	13	.304
Mar 16	at #19 Mississippi St.	34	5	10	2	3	1	0	15	2	0	0	0	1	3	0	1	10	27	8	0	8	.303
Mar 17	at #19 Mississippi St.	39	10	16	8	3	0	0	19	4	0	2	2	0	1	0	2	13	27	9	3	7	.309
Mar 18	at #19 Mississippi St.	35	4	6	2	2	0	0	8	7	2	2	0	2	0	0	1	11	27	8	0	13	.303
Mar 21	vs Belmont	37	5	8	2	0	0	0	8	6	0	2	1	1	0	0	0	12	27	11	2	12	.298
Mar 23	#19 LSU	32	4	7	4	1	0	2	14	4	0	6	0	0	0	0	0	11	27	14	0	8	.295
Mar 24	#19 LSU	33	2	7	2	1	0	0	8	2	0	0	0	2	0	0	0	7	27	13	0	8	.292
Mar 25	LSU	21	1	4	0	1	0	0	5	1	0	1	0	0	1	0	0	8	21	7	1	4	.289
Mar 27	vs Lipscomb	25	1	1	1	0	0	0	1	9	0	3	1	1	0	1	0	10	24	8	0	8	.282
Totals		852	178	240	150	47	4	19	352	138	3	50	8	28	9	5	15	222	661	227	13	218	.282

GAME-BY-GAME PITCHING STATISTICS

Date	Opponent	IP	H	R	ER	BB	SO	2B	3B	HR	WP	BK	HBP	DP	IBB	Score	W	L	SV	ERA
Feb 16	#25 DUKE	9.0	3	1	1	5	9	1	0	0	0	1	4	1	0	9-1	1	0	0	1.00
Feb 17	#25 DUKE	9.0	9	5	5	1	13	2	0	1	0	0	2	1	0	4-5	1	1	0	3.00
Feb 18	#25 DUKE	9.0	6	1	1	4	13	1	0	0	1	1	1	2	0	9-1	2	1	0	2.33
Feb 20	PRESBYTERIAN	9.0	5	1	1	2	7	1	0	0	0	0	1	1	0	7-1	3	1	0	2.00
Feb 21	PRESBYTERIAN	9.0	6	2	1	1	9	1	0	0	1	0	1	2	0	15-2	4	1	0	1.80
Feb 23	UMASS-LOWELL	9.0	4	0	0	2	11	0	0	0	0	0	1	1	0	15-0	5	1	0	1.50
Feb 24	UMASS-LOWELL	9.0	11	2	2	1	13	2	0	0	2	0	1	2	0	15-2	6	1	0	1.57
Feb 25	UMASS-LOWELL	9.0	4	2	2	1	12	0	0	0	0	0	1	0	0	9-2	7	1	0	1.62
Feb 27	AUSTIN PEAY	9.0	6	6	2	8	7	3	0	1	3	0	0	0	0	19-6	8	1	0	1.67
Feb 28	INDIANA STATE	9.0	5	5	5	2	9	0	0	3	0	0	1	0	0	8-5	9	1	0	2.00
Mar 02	vs. Sam Houston St.	9.1	9	7	7	3	12	0	0	4	0	0	1	0	0	6-7	9	2	0	2.45
Mar 03	vs. Louisiana	8.0	7	3	3	4	8	3	0	1	0	0	3	1	0	0-3	9	3	0	2.52
Mar 04	vs #24 Houston	9.0	12	4	4	0	9	5	0	1	2	0	0	0	0	9-4	10	3	0	2.63
Mar 07	at Long Beach State	8.0	4	4	4	7	8	0	0	0	2	0	0	0	0	3-4	10	4	0	2.75
Mar 09	at #11 UCLA	9.0	9	3	3	2	13	2	0	1	0	0	0	0	0	6-3	11	4	1	2.77
Mar 11	vs. #8 TCU	9.0	9	4	3	6	11	0	1	1	1	0	2	1	0	7-4	12	4	2	2.78
Mar 14	EASTERN KY.	9.0	7	6	5	6	12	2	0	0	1	0	1	0	0	5-6	12	5	2	2.91
Mar 16	at #19 Mississippi St.	9.0	5	0	0	7	10	0	0	0	1	0	0	2	0	5-0	13	5	3	2.75
Mar 17	at #19 Mississippi St.	9.0	8	1	1	2	14	1	0	1	0	0	2	0	0	10-1	14	5	3	2.66
Mar 18	at #19 Mississippi St.	9.0	6	3	3	3	10	1	0	0	1	1	0	0	0	4-3	15	5	4	2.67
Mar 21	vs Belmont	9.0	8	8	7	6	10	3	0	0	1	0	1	0	0	5-8	15	6	4	2.88
Mar 23	#19 LSU	9.0	8	2	2	4	8	0	1	0	0	0	1	2	0	4-2	16	6	5	2.84
Mar 24	#19 LSU	9.0	11	6	6	5	5	1	1	1	1	0	0	3	0	2-6	16	7	5	2.98
Mar 25	#19 LSU	7.0	2	0	0	2	9	0	0	0	0	0	0	0	0	1-0	17	7	5	2.88
Mar 27	vs Lipscomb	8.0	9	5	5	4	12	1	1	1	0	0	2	0	0	1-5	17	8	5	2.98
Totals		220.1	173	81	73	88	254	30	4	16	17	3	26	19	0	178-81	17	8	5	2.98

GAME-BY-GAME STARTERS BY POSITION

Date	Opponent	C	1B	2B	3B	SS	LF	CF	RF	DH
Feb 16	#25 DUKE	Scott	Infante	Paul	Gonzalez	Kaiser	Jones	DeMarco	Bleday	King
Feb 17	#25 DUKE	Clarke	Infante	Paul	Gonzalez	Kaiser	Jones	DeMarco	Bleday	Day
Feb 18	#25 DUKE	Scott	Infante	Paul	Gonzalez	Kaiser	Martin	Jones	DeMarco	Fellows
Feb 20	PRESBYTERIAN	Scott	Infante	Paul	Gonzalez	Kaiser	Jones	DeMarco	Ray	Martin
Feb 21	PRESBYTERIAN	Clarke	Infante	Paul	Gonzalez	Kaiser	Jones	DeMarco	Bleday	Martin
Feb 23	UMASS-LOWELL	Scott	Infante	Paul	Gonzalez	Kaiser	Martin	Jones	DeMarco	King
Feb 24	UMASS-LOWELL	Clarke	Infante	Paul	Gonzalez	Kaiser	Jones	DeMarco	Bleday	Martin
Feb 25	UMASS-LOWELL	Scott	Martin	Paul	Gonzalez	Kaiser	Jones	DeMarco	Bleday	Fellows
Feb 27	AUSTIN PEAY	Scott	Martin	Paul	Gonzalez	Kaiser	Grisanti	Jones	DeMarco	Day
Feb 28	INDIANA STATE	Clarke	Martin	Paul	Gonzalez	Kaiser	Jones	DeMarco	Bleday	T. Brown
Mar 02	vs. Sam Houston St.	Scott	Infante	Paul	Gonzalez	Kaiser	Jones	DeMarco	Bleday	Martin
Mar 03	vs. Louisiana	Clarke	Infante	Paul	Gonzalez	Kaiser	Grisanti	DeMarco	Bleday	Martin
Mar 04	vs. #24 Houston	Scott	Martin	Paul	Gonzalez	Kaiser	Grisanti	DeMarco	Bleday	Fellows
Mar 07	at Long Beach St.	Clarke	Infante	Paul	Gonzalez	Kaiser	Grisanti	DeMarco	Bleday	Scott
Mar 09	at #11 UCLA	Clarke	Infante	Paul	Gonzalez	Kaiser	Jones	DeMarco	Bleday	Grisanti
Mar 11	vs. #8 TCU	Scott	Infante	Paul	Gonzalez	Kaiser	Grisanti	DeMarco	Bleday	Martin
Mar 14	EASTERN KY.	Duvall	Infante	Paul	Gonzalez	Kaiser	Grisanti	DeMarco	Bleday	Martin
Mar 16	at #19 Mississippi St.	Clarke	Infante	Paul	Gonzalez	Kaiser	Grisanti	DeMarco	Bleday	Martin
Mar 17	at #19 Mississippi St.	Clarke	Infante	Paul	Gonzalez	Kaiser	Grisanti	DeMarco	Bleday	Martin
Mar 18	at #19 Mississippi St.	Scott	Infante	Paul	Gonzalez	Kaiser	Martin	DeMarco	Bleday	Fellows
Mar 21	vs. Belmont	Clarke	Infante	Paul	Gonzalez	Kaiser	Martin	DeMarco	Ray	Hickman
Mar 23	#19 LSU	Scott	Infante	Paul	Martin	Kaiser	Jones	DeMarco	Bleday	Clarke
Mar 24	#19 LSU	Clarke	Infante	Paul	Martin	Kaiser	Jones	DeMarco	Bleday	Fellows
Mar 25	#19 LSU	Scott	Infante	Paul	Martin	Kaiser	Jones	DeMarco	Bleday	Clarke
Mar 27	vs. Lipscomb	Scott	Infante	Paul	Martin	Kaiser	Jones	DeMarco	Bleday	Raby

STARTERS BREAKDOWN

(Win-Loss record in parenthesis)

PITCHER:

Drake Fellows	6	(5-1)
Jake Eder	6	(2-4)
Mason Hickman	3	(3-0)
Patrick Raby	3	(1-2)
Chandler Day	3	(3-0)
Zach King	2	(1-1)
Jackson Gillis	1	(1-0)
Maddux Conger	1	(1-0)

CATCHER:

Stephen Scott	13	(12-1)
Philip Clarke	11	(6-5)
Ty Duvall	1	(0-1)

FIRST BASE:

Julian Infante	21	(13-8)
Austin Martin	4	(4-0)

SECOND BASE:

Ethan Paul	25	(17-8)
------------	----	--------

THIRD BASE:

Jayson Gonzalez	21	(15-6)
Austin Martin	4	(2-2)

SHORTSTOP:

Connor Kaiser	25	(17-8)
---------------	----	--------

LEFT FIELD:

Alonzo Jones	13	(9-4)
Walker Grisanti	8	(5-3)
Austin Martin	4	(3-1)

CENTER FIELD:

Pat DeMarco	22	(14-8)
Alonzo Jones	3	(3-0)

RIGHT FIELD:

JJ Bleday	20	(13-7)
Pat DeMarco	3	(3-0)
Harrison Ray	2	(1-1)

DESIGNATED HITTER:

Austin Martin	9	(6-3)
Drake Fellows	5	(4-1)
Philip Clarke	2	(2-0)
Chandler Day	2	(1-1)
Zach King	2	(2-0)
Walker Grisanti	1	(1-0)
Stephen Scott	1	(0-1)
Mason Hickman	1	(0-1)
Tyler Brown	1	(1-0)
Patrick Raby	1	(0-1)

STARTERS BREAKDOWN

(Win-Loss record in parenthesis)

LEADOFF:

Austin Martin	15	(10-5)
Walker Grisanti	7	(5-2)
Pat DeMarco	2	(1-1)
Philip Clarke	1	(1-0)

2ND SPOT:

Connor Kaiser	12	(9-3)
Austin Martin	5	(4-1)
Ethan Paul	4	(2-2)
Philip Clarke	2	(1-1)
Stephen Scott	2	(1-1)

3RD SPOT:

Ethan Paul	13	(10-3)
Pat DeMarco	11	(6-5)
JJ Bleday	1	(1-0)

CLEANUP:

Pat DeMarco	12	(10-2)
JJ Bleday	9	(6-3)
Julian Infante	2	(1-1)
Mason Hickman	1	(0-1)
Ethan Paul	1	(0-1)

5TH SPOT:

Connor Kaiser	8	(5-3)
Philip Clarke	5	(3-2)
JJ Bleday	3	(1-2)
Jayson Gonzalez	2	(1-1)
Zach King	2	(2-0)
Chandler Day	1	(1-0)
Drake Fellows	1	(1-0)
Ethan Paul	1	(1-0)
Julian Infante	1	(1-0)
Stephen Scott	1	(1-0)

6TH SPOT:

Jayson Gonzalez	8	(5-3)
Ethan Paul	5	(3-2)
Connor Kaiser	3	(2-1)
Julian Infante	3	(3-0)
Philip Clarke	3	(2-1)
Drake Fellows	1	(1-0)
Stephen Scott	1	(1-0)
Patrick Raby	1	(0-1)

7TH SPOT:

JJ Bleday	7	(5-2)
Jayson Gonzalez	6	(5-1)
Stephen Scott	5	(3-2)
Drake Fellows	2	(2-0)
Julian Infante	2	(1-1)
Connor Kaiser	2	(1-1)
Philip Clarke	1	(0-1)

8TH SPOT:

Julian Infante	5	(2-3)
Jayson Gonzalez	5	(4-1)
Stephen Scott	4	(4-0)
Alonzo Jones	4	(2-2)
Walker Grisanti	1	(1-0)
Tyler Brown	1	(1-0)
Drake Fellows	1	(0-1)
Ty Duvall	1	(0-1)
Philip Clarke	1	(1-0)
Ethan Paul	1	(1-0)
Harrison Ray	1	(1-0)

9TH SPOT:

Alonzo Jones	12	(10-2)
Julian Infante	8	(5-3)
Walker Grisanti	1	(0-1)
Austin Martin	1	(1-0)
Chandler Day	1	(0-1)
Harrison Ray	1	(0-1)

GAME-BY-GAME BATTING ORDER

Date	Opponent	1	2	3	4	5	6	7	8	9
Feb 16	#25 DUKE	DeMarco	Kaiser	Paul	Infante	King	Gonzalez	Bleday	Jones	Scott
Feb 17	#25 DUKE	DeMarco	Kaiser	Paul	Infante	Clarke	Gonzalez	Bleday	Jones	Day
Feb 18	#25 DUKE	Martin	Kaiser	Paul	DeMarco	Scott	Infante	Fellows	Gonzalez	Jones
Feb 20	PRESBYTERIAN	Martin	Kaiser	Paul	DeMarco	Infante	Scott	Gonzalez	Ray	Jones
Feb 21	PRESBYTERIAN	Martin	Kaiser	Paul	DeMarco	Clarke	Infante	Bleday	Gonzalez	Jones
Feb 23	UMASS-LOWELL	Martin	Kaiser	Paul	DeMarco	King	Infante	Scott	Gonzalez	Jones
Feb 24	UMASS-LOWELL	Martin	Kaiser	Paul	DeMarco	Clarke	Gonzalez	Bleday	Infante	Jones
Feb 25	UMASS-LOWELL	Martin	Kaiser	Paul	DeMarco	Fellows	Gonzalez	Bleday	Scott	Jones
Feb 27	AUSTIN PEAY	Martin	Kaiser	Paul	DeMarco	Day	Gonzalez	Scott	Grisanti	Jones
Feb 28	INDIANA STATE	Martin	Kaiser	Paul	DeMarco	Clarke	Gonzalez	Bleday	T. Brown	Jones
Mar 02	vs. Sam Houston St.	Martin	Kaiser	Paul	DeMarco	Bleday	Gonzalez	Scott	Infante	Jones
Mar 03	vs. Louisiana	Martin	Kaiser	Paul	DeMarco	Clarke	Gonzalez	Bleday	Infante	Grisanti
Mar 04	vs. #24 Houston	Grisanti	Scott	Paul	DeMarco	Bleday	Kaiser	Fellows	Gonzalez	Martin
Mar 07	at Long Beach St.	Grisanti	Scott	DeMarco	Paul	Bleday	Kaiser	Clarke	Gonzalez	Infante
Mar 09	at #11 UCLA	Grisanti	Paul	DeMarco	Bleday	Kaiser	Clarke	Gonzalez	Infante	Jones
Mar 11	vs. #8 TCU	Grisanti	Martin	DeMarco	Bleday	Gonzalez	Paul	Kaiser	Scott	Infante
Mar 14	EASTERN KY.	Grisanti	Martin	DeMarco	Bleday	Gonzalez	Paul	Kaiser	Duvall	Infante
Mar 16	at #19 Mississippi St.	Grisanti	Martin	DeMarco	Bleday	Kaiser	Paul	Gonzalez	Clarke	Infante
Mar 17	at #19 Mississippi St.	Grisanti	Martin	DeMarco	Bleday	Kaiser	Clarke	Gonzalez	Paul	Infante
Mar 18	at #19 Mississippi St.	Martin	Paul	DeMarco	Bleday	Kaiser	Fellows	Gonzalez	Scott	Infante
Mar 21	vs. Belmont	Martin	Paul	DeMarco	Hickman	Kaiser	Clarke	Gonzalez	Infante	Ray
Mar 23	#19 LSU	Martin	Clarke	DeMarco	Bleday	Kaiser	Paul	Infante	Scott	Jones
Mar 24	#19 LSU	Martin	Clarke	DeMarco	Bleday	Kaiser	Paul	Infante	Fellows	Jones
Mar 25	#19 LSU	Clarke	Martin	Bleday	DeMarco	Paul	Kaiser	Scott	Jones	Infante
Mar 27	vs. Lipscomb	Martin	Paul	DeMarco	Bleday	Kaiser	Raby	Scott	Jones	Infante

VANDERBILT HOME RUNS

No.	Player	Game #	Date	Opponent	Pitcher	Runs	Inn	Outs	Count	Final
1.	Scott	2	Feb. 17	#25 Duke	Stinson, G	1	7	2	0-2	L, 5-4
2.	Martin	3	Feb. 18	#25 Duke	Stallings, M *	1	1	0	1-1	W, 9-1
3.	Paul	4	Feb. 20	Presbyterian	PARADIS, A.	1	1	2	2-1	W, 7-1
4.	Clarke	5	Feb. 21	Presbyterian	McLAUGHLIN	3	1	2	0-0	W, 15-2
5.	Bleday	6	Feb. 23	UMass-Lowell	Hoar III	1	7	2	1-0	W, 15-0
6.	Gonzalez	7	Feb. 24	UMass-Lowell	Riley	3	5	1	3-2	W, 15-2
7.	Paul	7	Feb. 24	UMass-Lowell	Constant	4	5	2	3-2	W, 15-2
8.	Gonzalez	7	Feb. 24	UMass-Lowell	Hoar III	2	8	0	2-2	W, 15-2
9.	Scott	8	Feb. 25	UMass-Lowell	Rand	3	6	1	1-2	W, 9-2
10.	Paul	9	Feb. 27	AUSTIN PEAY	Gollert	2	3	1	0-0	W, 19-6
11.	Grisanti	9	Feb. 27	AUSTIN PEAY	Rye	3	4	2	3-2	W, 19-6
12.	Bleday	9	Feb. 27	AUSTIN PEAY	Wilson	1	8	0	1-0	W, 19-6
13.	DeMarco	10	Feb. 28	INDIANA STATE	Ward	1	6	0	2-2	W, 8-5
14.	Jones	10	Feb. 28	INDIANA STATE	Ridgway	3	6	2	0-1	W, 8-5
15.	Bleday	13	Mar. 4	vs. #24 Houston	Randel	2	1	1	3-2	W, 9-4
16.	Gonzalez	14	Mar. 7	at Long Beach	S. Sanchez	1	5	0	0-1	L, 4-3
17.	Paul	15	Mar. 9	at #11 UCLA	Bird	2	2	2	2-1	W, 6-3
18.	Infante	22	Mar. 23	#19 LSU	Z. Hess	2	2	1	1-1	W, 4-2
19.	DeMarco	22	Mar. 23	#19 LSU	Z. Hess	2	3	1	1-2	W, 4-2

* - leadoff home run

HOME RUN TRACKER

Player	Career HR	Last HR	Opponent	Runs	Inn	Outs	Count	Final
Bleday	5	March 4, 2018	vs. #24 Houston	2	1	1	3-2	W, 9-4
Clarke	1	Feb. 21, 2018	vs. Presbyterian	3	1	2	0-0	W, 15-2
DeMarco	2	March. 23, 2018	vs. #19 LSU	2	3	1	1-2	W, 4-2
Gonzalez	3	March 7, 2018	at Long Beach	1	5	0	0-1	L, 4-3
Grisanti	2	Feb. 27, 2018	vs. Austin Peay	3	4	2	3-2	W, 19-6
Infante	18	March 23, 2018	vs. #19 LSU	2	2	1	1-1	W, 4-2
Jones	2	Feb. 28, 2018	vs. Indiana State	3	6	2	0-1	W, 8-5
Kaiser	1	May 23, 2017	vs. South Carolina	1	7	1	2-2	L, 7-4
Martin	1	Feb. 18, 2018	vs. #25 Duke	1	1	0	1-1	W, 9-1
Paul	13	March 9, 2018	at #11 UCLA	2	2	2	2-1	W, 6-3
Ray	1	Feb. 28, 2017	vs. Southeastern La.	2	6	0	0-0	W, 9-6
Scott	5	Feb. 25, 2018	vs. UMass-Lowell	3	6	1	1-2	W, 9-2

BIG INNINGS (FOUR-PLUS RUNS)

VANDERBILT					OPPONENTS				
Date	Opponent	Inning	Runs	Result	Date	Opponent	Inning	Runs	Result
2/16	#25 Duke	5	5	W, 9-1	3/21	vs. Belmont	5	5	L, 8-5
2/18	#25 Duke	6	5	W, 9-1	3/27	vs. Lipscomb	5	4	L, 5-1
2/20	Presbyterian	7	4	W, 7-1					
2/21	Presbyterian	8	6	W, 15-2					
2/23	UMass-Lowell	4	5	W, 15-0					
2/23	UMass-Lowell	8	5	W, 15-0					
2/24	UMass-Lowell	5	10	W, 15-2					
2/27	Austin Peay	4	8	W, 19-6					
2/27	Austin Peay	8	4	W, 19-6					
2/28	Indiana State	6	4	W, 8-5					
3/02	vs. Sam Houston St.	5	4	L, 7-6 (10)					
3/04	vs. #24 Houston	1	4	W, 9-4					
3/14	EASTERN KY.	9	4	L, 6-5					
3/17	at #19 Mississippi St.	8	7	W, 10-1					
3/18	at #19 Mississippi St.	5	4	W, 4-3					

HOME RUN BREAKDOWN

at Home	16
on the Road	2
at Neutral Site	1
vs. RHP	10
vs. LHP	9
vs. SEC Teams	2
vs. Non-Conference Teams	17
with 0 outs	5
with 1 out	6
with 2 outs	8
Solo HR	7
2-run HR	6
3-run HR	5
Grand Slam	1
Inside-the-Park HR	0
February	14
March	5
April	0
May	0
June	0
in 1st inning	4
in 2nd inning	2
in 3rd inning	2
in 4th inning	1
in 5th inning	3
in 6th inning	3
in 7th inning	2
in 8th inning	2
in 9th inning	0
in extra innings	0
Leadoff hitter	1
2-hole	1
3-hole	4
Cleanup	2
5-hole	2
6-hole	2
7-hole	1
8-hole	3
9-hole	1
Pinch hitter	2
to Left Field	6
to Left Center	2
to Centerfield	4
to Right Center	1
to Right Field	6
Day Games	14
Night Games	5
Starters	10
Relievers	9
To tie the game	1
To put Vanderbilt ahead	9
Walkoff HR	0
To lead off a game	1
To lead off an inning	4
Record with HR	11-2
Record without HR	6-6

VANDERBILT RECORD WHEN...

	2018
Total	17-8
Conference	5-1
Non-Conf	12-7
Home	11-3
Away	4-1
Neutral	2-4
Day	13-3
Night	4-5
vs Left	8-0
vs Right	9-8
1-Run games	2-4
2-Run games	1-0
5+Run games	11-0
Extra inns	0-1
Shutouts	3-1
Scoring 0-2 runs	0-2
Scoring 3-5 runs	3-4
Scoring 6-9 runs	8-1
Scoring 10+ runs	5-0
Opponent 0-2 runs	11-0
Opponent 3-5 runs	5-4
Opponent 6-9 runs	1-4
Opponent 10+ runs	0-0
Scored in 1st inning	8-0
Scores first	9-4
Opp. scores first	8-3
After 6 leading	17-2
After 6 trailing	0-6
After 6 tied	0-0
After 7 leading	16-1
After 7 trailing	0-6
After 7 tied	0-1
After 8 leading	16-1
After 8 trailing	0-7
After 8 tied	0-0
Hit 0 home runs	6-6
Hit 1 home run	7-2
Hit 2+ home runs	4-0
Opponent 0 home runs	11-3
Opponent 1 home run	5-4
Opponent 2+ HRs	1-1
Made 0 errors	11-5
Made 1 error	4-2
Made 2+ errors	2-1
Opp. made 0 errors	2-3
Opp. made 1 error	9-3
Opp. made 2+ errors	6-2
Out-hit opponent	12-2
Out-hit by opponent	3-3
Hits are tied	2-3

MISCELLANEOUS STATS

HITTING	Longest	Current
Pat DeMarco	8	-
JJ Bleday	8	-
Ethan Paul	8	-
Austin Martin	7	-
Stephen Scott	7	1
Connor Kaiser	7	-
Philip Clarke	7	1
Jayson Gonzalez	5	-
Julian Infante	5	-
Alonzo Jones	4	-
Walker Grisanti	4	-
Harrison Ray	2	-
Garrett Blaylock	2	-
Cooper Davis	1	-
Ty Duvall	1	1

REACHED BASE	Longest	Current
Connor Kaiser	26	-
Ethan Paul	13	7
JJ Bleday	13	13
Walker Grisanti	13	2
Stephen Scott	11	1
Pat DeMarco	10	1
Philip Clarke	8	1
Austin Martin	7	1
Alonzo Jones	6	1
Jayson Gonzalez	6	-
Julian Infante	5	-
Harrison Ray	3	-
Tyler Solomon	2	2
Cooper Davis	2	-
Ty Duvall	2	2
Garrett Blaylock	2	-

GAME SUMMARY

Record when team scores:

Runs	0	1	2	3	4	5	6	7	8	9	10+
W-L	0-1	1-1	0-1	0-1	2-1	1-2	1-1	2-0	1-0	4-0	5-0

Record when opponent scores:

Runs	0	1	2	3	4	5	6	7	8	9	10+
W-L	3-0	4-0	4-0	2-1	2-1	1-2	1-2	0-1	0-1	0-0	0-0

Record when leading after:

Inn.	1	2	3	4	5	6	7	8
W-L	8-0	8-1	12-3	12-2	15-2	17-2	16-1	16-1

Record when trailing after:

Runs	1	2	3	4	5	6	7	8
W-L	4-2	2-2	2-3	3-4	1-5	0-6	0-6	0-7

Record when tied after:

Runs	1	2	3	4	5	6	7	8
W-L	5-5	6-4	3-1	2-2	1-1	0-0	0-1	0-0

General summary:

Current losing streak	1
Longest winning streak	8
Longest losing streak	2

Home attendance	38267 (14 dates avg = 2733)
Away attendance	39366 (11 dates avg = 3578)
Total attendance	77633 (25 dates avg = 3105)

INNING-BY-INNING SUMMARY

	1	2	3	4	5	6	7	8	9	EX	Total
Vanderbilt	16	15	12	17	35	25	19	29	9	1	178
Opponents	12	6	8	8	15	7	9	6	8	2	81

MULTI-HIT GAMES	2	3	4	5+	Tot
Pat DeMarco	10	3	-	-	13
JJ Bleday	8	1	-	-	9
Connor Kaiser	8	-	-	-	8
Austin Martin	5	2	1	-	8
Ethan Paul	4	1	1	-	6
Philip Clarke	4	1	-	-	5
Jayson Gonzalez	2	-	2	-	4
Alonzo Jones	3	1	-	-	4
Julian Infante	3	-	-	-	3
Stephen Scott	2	1	-	-	3
Harrison Ray	1	-	-	-	1
TEAM	50	10	4	0	64

MULTI-RBI GAMES	2	3	4	5+	Tot
Connor Kaiser	7	1	-	-	8
Pat DeMarco	6	-	1	-	7
Ethan Paul	1	3	1	1	6
Jayson Gonzalez	1	1	1	1	4
Philip Clarke	-	3	-	-	3
JJ Bleday	1	-	-	-	1
Julian Infante	1	-	-	-	1
Alonzo Jones	-	1	-	-	1
Garrett Blaylock	1	-	-	-	1
Walker Grisanti	-	1	-	-	1
Stephen Scott	-	-	1	-	1
TEAM	18	10	4	2	34

VU ALL-TIME VS. OPPONENTS

Auburn	61-93-1
Austin Peay	54-20-2
Belmont	56-14-0
Duke	2-1-0
Eastern Kentucky	0-2-0
Evansville	33-18-0
Florida	73-134-0
Georgia	113-120-0
Houston	1-2-0
Indiana State	5-3-0
Kentucky	121-125-3
Lipscomb	51-12-0
Long Beach State	5-2-0
Louisiana	0-1-0
Louisville	22-9-0
LSU	44-59-0
Middle Tennessee State	97-43-0
Mississippi State	47-69-2
Missouri	16-1-0
Ole Miss	54-56-2
Presbyterian	3-0-0
Sam Houston State	0-1-0
South Carolina	32-56-0
TCU	3-1-0
Tennessee	162-161-3
Tennessee Tech	43-22-0
UCLA	2-1-0
USC	3-1-0
UMass-Lowell	3-0-0
Western Kentucky	41-19-0

CORBIN VS. 2018 OPPONENTS

Auburn	25-9-0
Austin Peay	16-2-0
Belmont	20-6-0
Duke	2-1-0
Eastern Kentucky	0-1-0
Evansville	6-2-0
Florida	23-32-0
Georgia	34-15-0
Houston	1-0-0
Indiana State	4-1-0
Kentucky	28-16-0
Lipscomb	19-4-0
Long Beach State	5-2-0
Louisiana	0-1-0
Louisville	11-7-0
LSU	21-15-0
Middle Tennessee State	10-6-0
Mississippi State	26-10-0
Missouri	16-1-0
Ole Miss	19-21-0
Presbyterian	2-0-0
Sam Houston State	0-1-0
South Carolina	27-27-0
TCU	3-1-0
Tennessee	30-17-0
Tennessee Tech	9-20
UCLA	2-1-0
USC	2-1-0
UMass-Lowell	3-0-0
Western Kentucky	12-5-0

CORBIN RECORD BY VENUE

Home	388-119-1
Away	176-145-0
Neutral	77-47-0

SERIES-BY-SERIES BATTING

	AVG.	GP	AB	R	H	2B	3B	HR	RBI	TB	SLG%	BB	HP	SO	GDP	OB%	SF	SH	SB-ATT
#25 DUKE	.339	3	109	22	37	6	0	2	19	49	.450	10	3	20	2	.407	1	1	5-5
PRESBYTERIAN	.315	2	73	22	23	7	1	2	16	38	.521	14	2	9	1	.438	0	0	8-9
UMASS-LOWELL	.370	3	108	39	40	8	1	5	36	65	.602	29	5	29	2	.517	1	1	12-12
at Mississippi State	.296	3	108	19	32	8	1	0	12	42	.389	13	3	34	4	.387	0	4	4-6
LSU	.209	3	86	7	18	3	0	2	6	27	.314	7	2	26	0	.284	0	1	7-7
at Florida																			
GEORGIA																			
OLE MISS																			
at Missouri																			
SOUTH CAROLINA																			
at Auburn																			
at Tennessee																			
KENTUCKY																			

SERIES-BY-SERIES PITCHING

	ERA	W-L	GS	CG	SV	IP	H	R	ER	BB	SO	2B	3B	HR	B/AVG.
#25 DUKE	2.33	2-1	3	0	0	27.0	18	7	7	10	35	4	0	1	.194
PRESBYTERIAN	1.00	2-0	2	0	0	18.0	11	3	2	3	16	2	0	0	.177
UMASS-LOWELL	1.33	3-0	3	0	0	27.0	19	4	4	4	36	2	0	0	.198
at Mississippi State	1.33	3-0	3	0	2	27.0	19	4	4	12	34	2	0	1	.194
LSU	2.88	2-1	3	1	1	25.0	21	8	8	11	22	1	2	1	.244
at Florida															
GEORGIA															
OLE MISS															
at Missouri															
SOUTH CAROLINA															
at Auburn															
at Tennessee															
KENTUCKY															

MONTH-BY-MONTH BATTING

	AVG.	GP	AB	R	H	2B	3B	HR	RBI	TB	SLG%	BB	HP	SO	GDP	OB%	SF	SH	SB-ATT
February	.352	10	364	110	128	29	2	14	96	203	.558	65	11	78	5	.460	3	2	30-32
March	.230	15	488	68	112	18	2	5	54	149	.305	73	17	144	10	.348	2	7	20-26
April																			
May																			
June																			

MONTH-BY-MONTH PITCHING

	ERA	W-L	GS	CG	SV	IP	H	R	ER	BB	SO	2B	3B	HR	B/AVG.
February	2.00	9-1	10	0	0	90.0	59	25	20	27	103	11	0	5	.186
March	3.66	8-7	15	1	5	130.1	114	56	53	61	151	19	4	11	.242
April															
May															
June															

HOME-AWAY-NEUTRAL BATTING

	AVG.	GP	AB	R	H	2B	3B	HR	RBI	TB	SLG%	BB	HP	SO	GDP	OB%	SF	SH	SB-ATT
Home	.320	14	487	122	156	32	3	16	107	242	.497	77	16	113	6	.427	3	3	37-39
Away	.268	5	168	28	45	9	1	2	21	62	.369	26	3	48	6	.374	1	6	4-8
Neutral	.198	6	197	28	39	6	0	1	22	48	.244	35	9	61	3	.343	1	0	9-11

HOME-AWAY-NEUTRAL PITCHING

	ERA	W-L	GS	CG	SV	IP	H	R	ER	BB	SO	2B	3B	HR	B/AVG.
Home	2.40	11-3	14	1	1	124.0	87	39	33	44	137	14	2	6	.200
Away	2.25	4-1	5	0	3	44.0	32	11	11	21	55	4	0	2	.203
Neutral	4.99	2-4	6	0	1	52.1	54	31	29	23	62	12	2	8	.276

DAY-NIGHT BATTING

	AVG.	GP	AB	R	H	2B	3B	HR	RBI	TB	SLG%	BB	HP	SO	GDP	OB%	SF	SH	SB-ATT
Day	.314	16	563	138	177	39	2	14	117	262	.465	87	17	141	10	.419	3	4	37-41
Night	.218	9	289	40	63	8	2	5	33	90	.311	51	11	81	5	.354	2	5	13-17

DAY-NIGHT PITCHING

	ERA	W-L	GS	CG	SV	IP	H	R	ER	BB	SO	2B	3B	HR	B/AVG.
Day	2.36	13-3	16	1	2	141.1	100	43	37	47	167	16	1	12	.199
Night	4.10	4-5	9	0	3	79.0	73	38	36	41	87	14	3	4	.255



The Automated ScoreBook
Overall Statistics for Vanderbilt (as of Mar 27, 2018)
(All games Sorted by Batting avg)



Record: 17-8 Home: 11-3 Away: 4-1 Neutral: 2-4 SEC: 5-1

Player	avg	gp-gs	ab	r	h	2b	3b	hr	rbi	tb	slg%	bb	hp	so	gdp	ob%	sf	sh	sb-att	po	a	e	fld%
JJ Bleday	.372	24-20	78	14	29	3	0	3	8	41	.526	13	1	17	2	.467	0	0	1-2	40	0	0	1.000
Austin Martin	.364	22-21	77	21	28	7	0	1	6	38	.494	13	7	17	1	.495	0	3	11-14	39	3	0	1.000
Pat DeMarco	.343	25-25	102	20	35	7	1	2	20	50	.490	8	2	20	1	.402	0	0	4-4	43	2	0	1.000
Connor Kaiser	.287	25-25	94	22	27	5	1	0	19	34	.362	19	2	21	1	.417	0	3	9-10	42	59	0	1.000
Ethan Paul	.281	25-25	96	22	27	8	0	4	27	47	.490	13	7	23	1	.402	1	0	7-8	35	60	3	.969
Philip Clarke	.274	21-13	73	8	20	4	0	1	14	27	.370	14	1	12	3	.393	1	0	4-5	100	13	0	1.000
Jayson Gonzalez	.273	21-21	77	13	21	2	0	3	17	32	.416	7	1	27	3	.341	0	0	1-1	7	32	6	.867
Stephen Scott	.228	19-14	57	13	13	4	0	2	10	23	.404	13	1	17	1	.380	0	0	2-2	121	14	1	.993
Julian Infante	.156	22-21	77	8	12	2	0	1	9	17	.221	6	3	33	1	.239	2	1	0-0	156	10	2	.988

Harrison Ray	.364	14-2	11	4	4	1	1	0	3	7	.636	3	0	1	0	.500	0	0	0-0	2	2	0	1.000
Garrett Blaylock	.333	9-0	9	3	3	1	0	0	4	4	.444	0	0	3	0	.333	0	0	0-0	1	3	0	1.000
Cooper Davis	.333	4-0	3	2	1	0	0	0	2	1	.333	1	0	0	0	.500	0	0	0-0	0	0	0	.000
Alonzo Jones	.264	18-16	53	13	14	2	1	1	5	21	.396	6	0	12	1	.339	0	1	9-9	23	1	0	1.000
Ty Duvall	.200	7-1	5	2	1	0	0	0	0	1	.200	4	0	3	0	.556	0	0	0-0	26	0	0	1.000
Walker Grisanti	.156	17-9	32	11	5	1	0	1	5	9	.281	16	3	12	0	.462	1	1	2-3	10	0	0	1.000
Kiambu Fentress	.000	7-0	5	0	0	0	0	0	1	0	.000	0	0	2	0	.000	0	0	0-0	2	0	0	1.000
Tyler Solomon	.000	5-0	3	2	0	0	0	0	0	0	.000	2	0	2	0	.400	0	0	0-0	2	0	0	1.000
Mason Hickman	.000	1-1	0	0	0	0	0	0	0	0	.000	0	0	0	0	.000	0	0	0-0	1	2	0	1.000
Patrick Raby	.000	1-1	0	0	0	0	0	0	0	0	.000	0	0	0	0	.000	0	0	0-0	1	3	0	1.000
Tyler Brown	.000	1-1	0	0	0	0	0	0	0	0	.000	0	0	0	0	.000	0	0	0-0	0	2	0	1.000
Drake Fellows	.000	5-5	0	0	0	0	0	0	0	0	.000	0	0	0	0	.000	0	0	0-0	3	1	0	1.000
Zach King	.000	2-2	0	0	0	0	0	0	0	0	.000	0	0	0	0	.000	0	0	0-0	2	3	0	1.000
Chandler Day	.000	2-2	0	0	0	0	0	0	0	0	.000	0	0	0	0	.000	0	0	0-0	1	3	0	1.000
Totals	.282	25	852	178	240	47	4	19	150	352	.413	138	28	222	15	.397	5	9	50-58	661	227	13	.986
Opponents	.219	25	789	81	173	30	4	16	71	259	.328	88	26	254	16	.315	7	15	15-23	636	201	34	.961

LOB - Team (218), Opp (183). DPs turned - Team (19), Opp (18). IBB - Team (3), Bleday 2, Clarke 1. Picked off - Infante 1, Gonzalez 1, Paul 1, Martin 1.

(All games Sorted by Earned run avg)

Player	era	w-l	app	gs	cg	sho	sv	ip	h	r	er	bb	so	2b	3b	hr	b/avg	wp	hp	bk	sfa	sha
Mason Hickman	2.08	5-0	6	3	1	1/0	0	26.0	16	6	6	9	28	4	0	0	.180	2	0	2	2	0
Drake Fellows	2.16	4-0	6	6	0	0/2	0	33.1	22	8	8	15	40	2	1	2	.198	1	4	0	0	3

Hugh Fisher	0.00	0-0	4	0	0	0/0	0	3.2	2	1	0	1	3	0	0	0	.154	0	1	0	0	0
Erik Kaiser	0.00	0-0	2	0	0	0/0	0	2.0	1	0	0	0	3	1	0	0	.143	0	0	0	0	0
AJ Franklin	0.00	0-0	2	0	0	0/1	0	1.2	0	0	0	1	0	0	0	0	.000	0	0	0	0	0
Maddux Conger	1.80	1-0	3	1	0	0/0	0	10.0	8	6	2	9	11	3	0	1	.211	3	1	0	0	0
Patrick Raby	2.19	2-3	6	3	0	0/1	0	24.2	23	7	6	12	26	4	2	2	.256	1	3	0	0	2
Tyler Brown	2.45	1-1	6	0	0	0/0	2	14.2	11	4	4	2	22	1	0	2	.200	0	0	0	0	0
Aaron Brown	2.57	1-0	6	0	0	0/0	0	7.0	8	3	2	3	7	2	0	1	.276	0	1	0	0	0
Zach King	3.05	0-1	7	2	0	0/1	2	20.2	22	7	7	5	19	2	0	0	.282	1	3	0	0	1
Jake Eder	3.80	1-3	6	6	0	0/0	0	23.2	13	11	10	8	26	3	0	3	.160	1	1	0	1	2
Justin Wilson	4.15	0-0	5	0	0	0/0	0	4.1	2	2	2	3	7	0	0	0	.167	1	2	0	1	1
Jackson Gillis	4.20	2-0	6	1	0	0/0	0	15.0	12	7	7	10	22	3	0	3	.218	1	3	1	1	2
Paxton Stover	4.76	0-0	5	0	0	0/0	0	5.2	5	3	3	0	8	0	0	0	.263	1	1	0	0	2
Chandler Day	4.80	0-0	5	3	0	0/0	0	15.0	13	8	8	6	15	3	0	1	.232	3	2	0	1	1
Reid Schaller	5.00	0-0	7	0	0	0/0	1	9.0	11	5	5	1	12	2	1	1	.297	1	2	0	1	1
Justin Willis	6.75	0-0	6	0	0	0/0	0	4.0	4	3	3	3	5	0	0	0	.250	1	2	0	0	0
Totals	2.98	17-8	25	25	1	3/2	5	220.1	173	81	73	88	254	30	4	16	.219	17	26	3	7	15
Opponents	6.62	8-17	25	25	1	1/1	3	212.0	240	178	156	138	222	47	4	19	.282	34	28	9	5	9

PB - Team (2), Scott 2, Opp (8). Pickoffs - Team (4), King 2, Stover 1, Clarke 1, Opp (4). SBA/ATT - Clarke (10-12), Scott (5-11), Fellows (0-4), Eder (4-4), Raby (2-4), Hickman (3-4), T. Brown (1-1), Gillis (0-1), A. Brown (1-1), Stover (1-1), Wilson (1-1), Willis (1-1), King (1-1).



Vanderbilt Baseball
Conference statistics for Vanderbilt (as of Mar 25, 2018)
(SEC games only Sorted by Batting avg)



Record: 5-1 Home: 2-1 Away: 3-0 SEC: 5-1

Player	avg	gp-gs	ab	r	h	2b	3b	hr	rbi	tb	slg%	bb	hp	so	gdp	ob%	sf	sh	sb-att	po	a	e	fld%
JJ Bleday	.360	6-6	25	2	9	1	0	0	2	10	.400	1	0	7	1	.385	0	0	1-2	10	0	0	1.000
Pat DeMarco	.320	6-6	25	3	8	0	1	1	6	13	.520	1	0	8	0	.346	0	0	0-0	12	0	0	1.000
Austin Martin	.318	6-6	22	4	7	3	0	0	1	10	.455	1	2	6	1	.400	0	2	3-4	4	0	0	1.000
Connor Kaiser	.294	6-6	17	2	5	0	0	0	2	5	.294	5	0	4	0	.455	0	2	2-2	15	24	0	1.000
Ethan Paul	.286	6-6	21	3	6	2	0	0	1	8	.381	3	1	6	1	.400	0	0	3-3	8	16	1	.960
Julian Infante	.238	6-6	21	3	5	1	0	1	3	9	.429	1	0	9	1	.273	0	0	0-0	42	1	1	.977
Philip Clarke	.227	6-5	22	4	5	4	0	0	1	9	.409	2	0	3	0	.292	0	0	1-1	27	2	0	1.000
Stephen Scott	.000	5-3	13	1	0	0	0	0	0	0	.000	3	0	5	0	.188	0	0	0-0	27	3	1	.968

Ty Duvall	1.000	1-0	1	0	1	0	0	0	0	1	1.000	0	0	0	0	1.000	0	0	0-0	2	0	0	1.000
Alonzo Jones	.222	3-3	9	0	2	0	0	0	1	2	.222	1	0	2	0	.300	0	0	1-1	3	0	0	1.000
Jayson Gonzalez	.167	3-3	12	2	2	0	0	0	1	2	.167	0	1	5	0	.231	0	0	0-0	2	2	1	.800
Walker Grisanti	.000	2-2	5	1	0	0	0	0	0	0	.000	1	1	4	0	.286	0	1	0-0	2	0	0	1.000
Garrett Blaylock	.000	1-0	1	0	0	0	0	0	0	0	.000	0	0	1	0	.000	0	0	0-0	0	0	0	.000
Drake Fellows	.000	2-2	0	0	0	0	0	0	0	0	.000	0	0	0	0	.000	0	0	0-0	0	1	0	1.000
Harrison Ray	.000	2-0	0	1	0	0	0	0	0	0	.000	1	0	0	0	1.000	0	0	0-0	0	0	0	.000
Totals	.258	6	194	26	50	11	1	2	18	69	.356	20	5	60	4	.342	0	5	11-13	156	59	4	.982
Opponents	.217	6	184	12	40	3	2	2	11	53	.288	23	3	56	6	.313	1	3	6-9	150	51	9	.957

LOB - Team (48), Opp (46). DP's turned - Team (7), Opp (5).

(SEC games only Sorted by Earned run avg)

Player	era	w-l	app	gs	cg	sho	sv	ip	h	r	er	bb	so	2b	3b	hr	b/avg	wp	hp	bk	sfa	sha
Zach King	0.00	0-0	2	0	0	0/1	2	7.0	5	0	0	3	7	0	0	0	.200	0	0	0	0	0
Drake Fellows	1.64	2-0	2	2	0	0/1	0	11.0	8	2	2	8	11	0	1	0	.222	1	1	0	0	0
Mason Hickman	2.25	2-0	2	2	1	1/0	0	12.0	6	3	3	4	13	1	0	0	.150	1	0	1	1	0
Patrick Raby	2.45	1-1	2	2	0	0/0	0	11.0	11	3	3	5	9	1	1	1	.268	0	0	0	0	1

Tyler Brown	0.00	0-0	1	0	0	0/0	1	4.0	2	0	0	1	6	0	0	0	.143	0	0	0	0	0
Jackson Gillis	0.00	0-0	1	0	0	0/0	0	1.1	1	0	0	0	3	1	0	0	.167	0	0	0	0	1
Justin Willis	0.00	0-0	2	0	0	0/0	0	1.0	1	0	0	1	2	0	0	0	.250	0	1	0	0	0
Aaron Brown	4.50	0-0	2	0	0	0/0	0	2.0	2	1	1	1	2	0	0	1	.250	0	0	0	0	0
Paxton Stover	10.12	0-0	2	0	0	0/0	0	2.2	4	3	3	0	3	0	0	0	.400	1	1	0	0	1
Totals	2.08	5-1	6	6	1	2/1	3	52.0	40	12	12	23	56	3	2	2	.217	3	3	1	1	3
Opponents	4.14	1-5	6	6	1	0/0	0	50.0	50	26	23	20	60	11	1	2	.258	7	5	2	0	5

PB - Team (0), Opp (2). Pickoffs - Team (1), Stover 1, Opp (1).



Vanderbilt Baseball
Overall Statistics for Vanderbilt (as of Mar 27, 2018)
(2017 Statistics vs. Florida Sorted by Batting avg)



Record: 1-2 Home: 1-2 Away: 0-0 SEC: 1-2

Player	avg	gp-gs	ab	r	h	2b	3b	hr	rbi	tb	slg%	bb	hp	so	gdp	ob%	sf	sh	sb-att	po	a	e	fld%
Ethan Paul	.625	2-2	8	1	5	1	0	0	1	6	.750	0	0	2	0	.625	0	0	0-0	4	7	0	1.000
Jason Delay	.500	3-3	12	4	6	2	0	0	3	8	.667	0	0	3	0	.500	0	0	0-1	28	6	0	1.000
JJ Bleday	.444	2-1	9	2	4	1	0	0	1	5	.556	0	0	2	0	.444	0	0	0-0	4	0	0	1.000
Will Toffey	.417	3-3	12	1	5	2	0	0	2	7	.583	2	0	4	0	.500	0	0	0-0	2	4	1	.857
Jeren Kendall	.385	3-3	13	3	5	0	0	1	2	8	.615	0	0	4	0	.357	1	0	0-1	4	0	0	1.000
Stephen Scott	.250	3-3	12	1	3	0	0	0	0	3	.250	1	0	3	0	.308	0	0	0-0	2	0	0	1.000
Julian Infante	.231	3-3	13	1	3	0	0	0	2	3	.231	1	0	3	0	.286	0	0	0-0	24	0	0	1.000
Connor Kaiser	.111	3-3	9	0	1	0	0	0	3	1	.111	0	0	2	1	.111	0	2	0-0	5	7	0	1.000

Ty Duvall	1.000	1-0	1	0	1	0	0	0	0	1	1.000	0	0	0	0	1.000	0	0	0-0	2	0	0	1.000
Reed Hayes	.333	2-0	6	0	2	1	0	0	0	3	.500	0	0	1	0	.333	0	0	0-0	0	0	0	.000
Ro Coleman	.200	3-1	5	1	1	0	0	0	1	1	.200	0	0	1	0	.200	0	0	0-0	1	0	0	1.000
Harrison Ray	.143	2-2	7	0	1	0	0	0	0	1	.143	0	0	2	1	.143	0	0	0-0	2	0	0	1.000
Alonzo Jones	.000	2-1	4	2	0	0	0	0	0	0	.000	0	0	0	0	.000	0	1	0-0	3	0	0	1.000
Alex Brewer	.000	1-0	0	0	0	0	0	0	0	0	.000	0	0	0	0	.000	0	0	0-0	0	0	0	.000
Walker Grisanti	.000	1-0	0	0	0	0	0	0	0	0	.000	0	0	0	0	.000	0	0	0-0	0	0	0	.000
Patrick Raby	.000	2-2	0	0	0	0	0	0	0	0	.000	0	0	0	0	.000	0	0	0-0	0	1	0	1.000
Totals	.333	3	111	16	37	7	0	1	15	47	.423	4	0	27	2	.353	1	3	0-2	81	26	1	.991
Opponents	.342	3	117	30	40	9	1	4	28	63	.538	18	1	32	1	.431	1	1	3-5	78	32	4	.965

LOB - Team (25), Opp (27). DPs turned - Team (1), Opp (2). IBB - Team (0), Opp (1).

(2017 Statistics vs. Florida Sorted by Earned run avg)

Player	era	w-l	app	gs	cg	sho	sv	ip	h	r	er	bb	so	2b	3b	hr	b/avg	wp	hp	bk	sfa	sha
Kyle Wright	0.00	1-0	1	1	1	1/0	0	9.0	3	0	0	0	13	0	0	0	.100	0	0	0	0	0
Patrick Raby	6.23	0-0	1	1	0	0/0	0	4.1	7	3	3	2	5	0	0	0	.389	0	0	0	1	0

Zach King	0.00	0-0	1	0	0	0/0	0	0.1	1	0	0	0	1	0	0	0	.333	0	0	0	0	0
Maddux Conger	0.00	0-0	1	0	0	0/0	0	0.1	0	0	0	0	1	0	0	0	.000	0	0	0	0	0
Matt Ruppenthal	6.75	0-0	1	0	0	0/0	0	2.2	4	2	2	3	2	3	0	0	.333	0	0	0	0	0
Paxton Stover	7.71	0-0	1	0	0	0/0	0	2.1	4	2	2	4	2	1	0	0	.444	0	0	0	0	0
Jackson Gillis	9.00	0-0	2	0	0	0/0	0	2.0	3	2	2	1	3	2	0	1	.333	0	0	0	0	0
Matt McGarry	13.50	0-0	1	0	0	0/0	0	0.2	0	1	1	3	0	0	0	0	.000	3	0	0	0	0
Penn Murfee	15.43	0-0	1	0	0	0/0	0	2.1	6	4	4	1	2	1	1	1	.462	0	0	0	0	0
Drake Fellows	22.50	0-1	1	1	0	0/0	0	2.0	4	6	5	1	2	1	0	2	.364	1	1	0	0	0
Reed Hayes	45.00	0-1	1	0	0	0/0	0	1.0	4	5	5	2	1	0	0	0	.800	0	0	0	0	1
Collin Snider	99.00	0-0	1	0	0	0/0	0	0.0	4	5	5	1	0	1	0	0	1.000	1	0	0	0	0
Totals	9.67	1-2	3	3	1	1/0	0	27.0	40	30	29	18	32	9	1	4	.342	5	1	0	1	1
Opponents	4.15	2-1	3	3	1	0/0	0	26.0	37	16	12	4	27	7	0	1	.333	1	0	0	1	3

PB - Team (2), Delay 2. SBA/ATT - Delay (3-5), Raby (1-2), Stover (0-1), Hayes (1-1), Gillis (1-1).

THE LAST TIME VANDERBILT...

Won 10 or more consecutive games _____ 4/20-5/16/13 (14)
 Lost five or more consecutive games _____ 3/16-23/12 (5)
 Scored 20 or more runs in a game _____ 21 vs. Middle Tennessee, 4/18/17
 Scored 10+ Runs in an Inning _____ 10 (5th) vs UMass-Lowell, 2/24/18
 Did Not Strikeout _____ vs. Tennessee-Martin, 2/23/05
 Hit consecutive home runs _____ Will Toffey (2R), Stephen Scott (solo) at Ole Miss, 3/18
 Had a triple steal _____ Ethan Paul (home), Jeren Kendall (3rd), Bryan Reynolds (2nd) vs. Auburn, 5/19/16
 Shut out consecutive opponents _____ vs. Radford (12-0), 3/9/16
 _____ vs. Xavier (7-0), 3/11/16
 Shut out the opponent _____ vs. LSU (1-0), 3/25/18
 Was shut out by the opponent at home _____ vs. Kentucky (3-0), 4/17/16
 Was shut out by the opponent on the road _____ at Clemson (6-0), 6/4/17
 Was shut out in two consecutive games _____ vs. Kentucky (14-0) (4-0), 4/23/76
 Swept a conference doubleheader _____ vs. Auburn, 5/19/16
 Was swept in a conference doubleheader _____ vs. Tennessee, 4/25/10
 Swept a conference series at home _____ vs. Auburn, 5/19-21/16
 Was swept in a conference series at home _____ vs. Tennessee, 5/14-16/09
 Swept a conference series (three games) on the road _____ at Mississippi State, 3/16-18/18
 Was swept in a conference series on the road _____ at Florida, 3/16-18/12
 Lost a conference series at home _____ vs. Florida, 4/13-15/17
 Lost a conference series on the road _____ at Arkansas, 5/12-14/17
 Threw a no hitter _____ at Western Kentucky (J. Lewis, N. Pilkington, J. Scott, M. Buschmann), 5/6/03
 Was no-hit _____ at Texas A&M (Kyle Simonds, 9.0), 5/7/16

THE LAST TIME A VANDERBILT PLAYER...

Hit two home runs in a game _____ Jayson Gonzalez vs. UMass-Lowell, 2/24/17
 Hit three home runs in a game _____ Aaron Westlake vs. Oregon State, 6/11/11
 Hit a grand slam _____ Ethan Paul vs. UMass-Lowell, 2/24/18
 Hit a walk-off home run _____ Jeren Kendall vs. Cal State Fullerton, 6/14/15
 Hit an inside the park home run _____ Will Toffey vs. Belmont, 3/22/17
 Hit for the cycle _____ Clinton Johnston vs. Kentucky, 4/28/96
 Had seven or more RBIs in a game _____ Ethan Paul (7) vs. UMass-Lowell, 2/24/18
 _____ Dominic de la Osa (7) vs. Georgia, 4/16/06
 _____ Karl Nonemaker (7) vs. Kentucky, 5/12/02
 Had five or more hits in a game _____ Tony Kemp (5) at Belmont, 2/19/13
 Had two hits in an Inning _____ Ethan Paul (8th - 1B, 2B) at Mississippi State, 3/17/18
 Had 10 or more total bases in a game _____ Jayson Gonzalez (11) vs. UMass-Lowell, 2/24/18
 Stole three or more bases in a game _____ Austin Martin (3) vs. Presbyterian, 2/21/18
 Stole Home _____ Ethan Paul vs. Auburn, 5/19/16
 Had a 10-game hit streak _____ Julian Infante (10), 3/28-4/13/17
 Had a 15-game hit streak _____ Bryan Reynolds (16), 3/10-4/3/15
 Had a 20-game hit streak _____ Xavier Turner (27), 3/4-4/22/14
 Had a 25-game hit streak _____ Xavier Turner (27), 3/4-4/22/14
 Had 10 or more strikeouts in a game _____ Drake Fellows (10) vs. Alabama, 5/20/17
 Had 15 or more strikeouts in a game _____ Kevin Ziomek (15) vs. Illinois-Chicago, 3/1/13
 Pitched a complete game _____ Patrick Raby at Georgia, 4/21/17
 Pitched a seven-inning complete game _____ Mason Hickman vs. LSU, 3/25/18
 Pitched a nine-inning, complete game shutout _____ Kyle Wright vs. Florida, 4/14/17
 Pitched a seven-inning, complete game shutout _____ Mason Hickman vs. LSU, 3/25/18
 Pitched a combined shutout _____ Drake Fellows (6.0), Zach King (3.0) at Mississippi State, 3/16/18
 Pitched a no-hitter _____ Doug Wessel vs. Belmont, 4/19/1971
 Pitched a no-hitter (combined) _____ Jensen Lewis, Nick Pilkington, John Scott, Matt Buschmann at Western Ky., 5/6/03
 Pitched a perfect game _____ Jensen Lewis, Nick Pilkington, John Scott, Matt Buschmann at Western Ky., 5/6/03

NUMERICAL ROSTER

No.	Name	Pos.	B/T	Ht.	Wt.	Cl.	Hometown/Previous School
2	Harrison Ray	IF	R/R	5-11	190	So./1L	Longwood, Fla. (Lake Brantley HS)
3	Cooper Davis	OF	L/R	5-10	185	Fr./HS	Mississauga, Ontario (St. Aloysius Gonzaga)
5	Philip Clarke	C	L/R	5-11	190	Fr./HS	Franklin, Tenn. (Christ Presbyterian Academy)
6	Justin Wilson	RHP	R/R	6-0	180	R-So./RS	Murfreesboro, Tenn. (Oakland HS/Vol State CC)
8	Alonzo Jones	OF	S/R	5-10	195	Jr./2L	Columbus, Ga. (Columbus HS)
9	Garrett Blaylock	IF	L/R	6-3	208	Fr./HS	Asheville, N.C. (T.C. Roberson HS)
10	Ethan Paul	IF	L/R	5-10	185	Jr./2L	Bellevue, Wash. (International School)
11	Paxton Stover	LHP	L/L	5-11	200	Sr./1L	Ridgely, Tenn. (Dyer County HS/Dyersburg State CC)
12	Connor Kaiser	IF	R/R	6-4	205	Jr./2L	Overland Park, Kan. (Blue Valley West HS)
13	Kiambu Fentress	OF	R/R	6-0	175	R-So./1L	Nashville, Tenn. (Ensworth School)
16	Austin Martin	IF	R/R	6-0	170	Fr./HS	Jacksonville, Fla. (Trinity Christian Academy)
17	Walker Grisanti	OF	L/R	5-10	195	Jr./2L	Collierville, Tenn. (Christian Brothers HS)
18	Pat DeMarco	OF	R/R	5-11	205	Fr./HS	Winder, Ga. (Winder Barrow HS)
19	Stephen Scott	OF/C	L/R	5-11	200	Jr./2L	Cary, N.C. (Cardinal Gibbons HS)
20	Ty Duvall	C	L/R	5-11	190	So./1L	Lebanon, Ohio (Lebanon HS)
21	Tyler Brown	RHP	R/R	6-4	242	Fr./HS	Lewis Center, Ohio (Olentangy Orange HS)
22	Julian Infante	IF	R/R	6-3	215	Jr./2L	Miami, Fla. (Westminister Christian HS)
27	Chandler Day	RHP	R/R	6-5	180	Jr./2L	Granville, Ohio (Watkins Memorial HS)
29	Patrick Raby	RHP	R/R	6-3	230	Jr./2L	Knoxville, Tenn. (Farragut HS)
31	Justin Willis	RHP	R/R	5-11	180	Fr./HS	West New York, N.J. (Memorial HS)
32	Hugh Fisher	LHP	R/L	6-5	185	Fr./HS	Eads, Tenn. (Briarcrest Christian HS)
33	Erik Kaiser	RHP	R/R	6-5	205	Fr./HS	Waterloo, Ill. (Waterloo HS)
34	Zach King	LHP	L/L	6-6	210	So./1L	Spring Hill, Tenn. (Spring Hill HS)
35	Jackson Gillis	LHP	R/L	6-3	220	So./1L	Wilmington, Mass. (Wilmington HS)
39	Jake Eder	LHP	L/L	6-4	210	Fr./HS	Ft. Lauderdale, Fla. (Calvary Christian Academy)
40	Aaron Brown	RHP	R/R	6-4	205	Fr./HS	Mt. Juliet, Tenn. (Mt. Juliet HS)
42	Maddux Conger	RHP	R/R	6-3	200	Jr./2L	Stephenville, Texas (Stephenville HS)
43	Tyler Solomon	IF	S/R	6-4	215	Fr./HS	Haymarket, Va. (Battlefield HS)
44	Mason Hickman	RHP	R/R	6-6	230	Fr./HS	Hendersonville, Tenn. (Pope John Paul II HS)
45	Reid Schaller	RHP	R/R	6-3	215	R-Fr./RS	Lebanon, Ind. (Lebanon HS)
49	AJ Franklin	LHP	L/L	6-2	180	R-So./1L	Lebanon, Tenn. (Wilson Central HS)
51	JJ Bleday	OF	L/L	6-3	205	So./1L	Panama City Beach, Fla. (A. Crawford Mosley HS)
66	Drake Fellows	RHP	L/R	6-5	210	So./1L	Plainfield, Ill. (Joliet Catholic Academy)
99	Jayson Gonzalez	INF	R/R	6-2	205	Fr./HS	Covina, Calif. (Bishop Amat HS)

Head Coach: 4 Tim Corbin (Ohio Wesleyan, 1984) - 16th Season at Vanderbilt

Associate Head Coach: 26 Scott Brown (SUNY-Cortland, 1999)

Assistant Coach: 24 Mike Baxter (Vanderbilt, 2005)

Volunteer Coach: 1 David Macias (Vanderbilt, 2008)

Athletic Trainer: Tracy Campbell (James Madison, 2008)

Strength & Conditioning Coach: Chris Ham (Illinois, 2005)

Director of Baseball Operations: Brooks Webb (Birmingham Southern, 2011)

Director of Player Development: Alex Levitt (Vanderbilt, 2010)

Video Coordinator: Brandon Barak (Illinois, 2012)

Equipment Manager: John Mardirosian (Texas, 2011)

Student Assistants: Josh Ruchotzke & Casey Stangel

Student Managers: Jack Goodrum, Chase Casali, Preston Hausser & Jackson Kelley

PRONUNCIATION CHART

JJ Bleday _____ bleh-DAY
 Kiambu Fentress _____ key-AHM-boo
 Walker Grisanti _____ greh-sahn-TEE
 Patrick Raby _____ ray-BEE
 Reid Schaller _____ SHALL-er
 Paxton Stover _____ stoe-VER

ALPHABETICAL ROSTER

#	Name	Pos.	Yr.
9	Garrett Blaylock	IF	Fr.
51	JJ Bleday	OF	Jr.
40	Aaron Brown	RHP	Fr.
21	Tyler Brown	RHP	Fr.
5	Philip Clarke	C	Fr.
42	Maddux Conger	RHP	Jr.
3	Cooper Davis	OF	Fr.
27	Chandler Day	RHP	Jr.
18	Pat DeMarco	OF	Fr.
20	Ty Duvall	C	So.
39	Jake Eder	LHP	Fr.
66	Drake Fellows	RHP	So.
13	Kiambu Fentress	OF	R-So.
32	Hugh Fisher	LHP	Fr.
49	AJ Franklin	LHP	R-So.
35	Jackson Gillis	LHP	So.
99	Jayson Gonzalez	IF	Fr.
17	Walker Grisanti	OF	Jr.
44	Mason Hickman	RHP	Fr.
22	Julian Infante	IF	Jr.
8	Alonzo Jones	OF	Jr.
12	Connor Kaiser	IF	Jr.
33	Erik Kaiser	RHP	Fr.
34	Zach King	LHP	So.
16	Austin Martin	IF	Fr.
10	Ethan Paul	IF	Jr.
29	Patrick Raby	RHP	Jr.
2	Harrison Ray	IF	So.
45	Reid Schaller	RHP	R-Fr.
19	Stephen Scott	OF/C	Jr.
43	Tyler Solomon	IF	Fr.
11	Paxton Stover	LHP	Sr.
31	Justin Willis	RHP	Fr.
6	Justin Wilson	RHP	R-So.

EXPERIENCE BREAKDOWN

Seniors (1) _____ Stover
 Juniors (9) _____ Conger, Day, Grisanti, Infante, Jones,
 _____ C. Kaiser, Paul, Raby, Scott,
 Redshirt Sophomores (3) _____ Franklin, Fentress, Wilson
 Sophomores (7) _____ Bleday, Duvall, Fellows, Gillis,
 _____ King, Ray, Sandborn
 Redshirt Freshman (1) _____ Schaller
 Freshmen (14) _____ Blaylock, A. Brown, T. Brown, Clarke,
 _____ Davis, DeMarco, Eder, Fisher, Gonzalez, Hickman,
 _____ E. Kaiser, Martin, Solomon, Willis

STATE BREAKDOWN

California (1) _____ Gonzalez
 Florida (5) _____ Bleday, Eder, Infante, Martin, Ray
 Georgia (1) _____ Alonzo Jones
 Illinois (2) _____ Fellows, E. Kaiser
 Indiana (1) _____ Schaller
 Kansas (1) _____ C. Kaiser
 Massachusetts (1) _____ Gillis
 New Jersey (1) _____ Willis
 New York (1) _____ DeMarco
 North Carolina (2) _____ Blaylock, Scott
 Ohio (3) _____ T. Brown, Day, Duvall
 Ontario, Canada (1) _____ Davis
 Tennessee (11) _____ A. Brown, Clarke
 _____ Fentress, Fisher, Franklin, Grisanti, Hickman,
 _____ King, Raby, Stover, Wilson
 Texas (1) _____ Conger
 Virginia (1) _____ Solomon
 Washington (1) _____ Paul




Harrison Ray
Fr. ★ 5-11 ★ 190 ★ R/R
IF ★ Longwood, Fla.



Cooper Davis
Fr. ★ 5-10 ★ 185 ★ L/R
OF ★ Mississauga, Ontario



Philip Clarke
Fr. ★ 5-11 ★ 190 ★ L/R
C ★ Franklin, Tenn.



Justin Wilson
R-So. ★ 6-0 ★ 175 ★ R/R
RHP ★ Murfreesboro, Tenn.



Alonzo Jones
Jr. ★ 5-10 ★ 195 ★ S/R
OF ★ Columbus, Ga.



Garrett Blaylock
Fr. ★ 6-3 ★ 200 ★ L/R
IF ★ Asheville, N.C.



Ethan Paul
Jr. ★ 5-10 ★ 185 ★ L/R
IF ★ Bellevue, Wash.



Paxton Stover
Sr. ★ 5-11 ★ 190 ★ L/L
LHP ★ Ridgely, Tenn.



Connor Kaiser
Jr. ★ 6-4 ★ 205 ★ R/R
IF ★ Overland Park, Kan.




Kiamu Fentress
R-So. ★ 6-0 ★ 175 ★ R/R
OF ★ Nashville, Tenn.



Austin Martin
Fr. ★ 6-0 ★ 170 ★ R/R
IF ★ Jacksonville, Fla.



Walker Grisanti
Jr. ★ 5-10 ★ 190 ★ L/R
OF ★ Collierville, Tenn.



Pat DeMarco
Fr. ★ 5-11 ★ 205 ★ R/R
OF ★ Staten Island, N.Y.



Stephen Scott
Jr. ★ 5-11 ★ 200 ★ L/R
OF/C ★ Cary, N.C.




Ty Duvall
So. ★ 5-11 ★ 190 ★ L/R
C ★ Lebanon, Ohio




Tyler Brown
Fr. ★ 6-4 ★ 242 ★ R/R
RHP ★ Ashland, Ohio




Julian Infante
Jr. ★ 6-3 ★ 215 ★ R/R
IF ★ Miami, Fla.



Chandler Day
Jr. ★ 6-5 ★ 180 ★ R/R
RHP ★ Granville, Ohio




Patrick Raby
Jr. ★ 6-3 ★ 230 ★ R/R
RHP ★ Knoxville, Tenn.



Justin Willis
Fr. ★ 5-11 ★ 180 ★ R/R
RHP ★ West New York, N.J.




Hugh Fisher
Fr. ★ 6-5 ★ 185 ★ R/L
LHP ★ Eads, Tenn.



Erik Kaiser
Fr. ★ 6-5 ★ 205 ★ R/R
RHP ★ Waterloo, Ill.



Zach King
So. ★ 6-6 ★ 210 ★ L/L
LHP ★ Spring Hill, Tenn.



Jackson Gillis
So. ★ 6-3 ★ 225 ★ R/L
LHP ★ Wilmington, Mass.




Jake Eder
Fr. ★ 6-3 ★ 210 ★ L/L
LHP ★ Ocean Ridge, Fla.




Aaron Brown
Fr. ★ 6-4 ★ 205 ★ R/R
RHP ★ Mt. Juliet, Tenn.




Maddux Conger
Jr. ★ 6-3 ★ 200 ★ R/R
RHP ★ Stephenville, Texas



Tyler Solomon
Fr. ★ 6-4 ★ 215 ★ S/R
C ★ Haymarket, Va.



Mason Hickman
Fr. ★ 6-6 ★ 230 ★ R/R
RHP ★ Hendersonville, Tenn.



Reid Schaller
R-Fr. ★ 6-3 ★ 210 ★ R/R
RHP ★ Lebanon, Ind.



AJ Franklin
R-So. ★ 6-2 ★ 180 ★ L/L
LHP ★ Lebanon, Tenn.



JJ Bleday
So. ★ 6-5 ★ 205 ★ L/L
OF ★ Panama City Beach, Fla.




Drake Fellows
So. ★ 6-5 ★ 205 ★ L/R
RHP ★ Plainfield, Ill.




Jayson Gonzalez
Fr. ★ 6-2 ★ 205 ★ R/R
IF ★ Covina, Calif.




Tim Corbin
Head Coach
16th Season



Scott Brown
Associate Head Coach
6th Season



Mike Baxter
Hitting Coach
1st Season



David Macias
Volunteer Assistant Coach
1st Season