



VANDERBILT

2018 BASEBALL GAME NOTES



Vanderbilt Athletic Communications ★ 2601 Jess Neely Dr. Nashville, TN 37212
Baseball Contact: Andrew Pate ★ Cell: 713.387.9119 ★ Email: andrew.pate@vanderbilt.edu
vucommadores.com ★ twitter: @vandybaseball

2018 SCHEDULE/RESULTS

OVERALL: 17-7 | SEC: 5-1 | H: 11-3 | A: 4-1 | N: 2-3

FEBRUARY (9-1)

| | | | |
|----|---------------|---------|--------------|
| 16 | #25 DUKE | W, 9-1 | SEC Network+ |
| 17 | #25 DUKE | L, 5-4 | |
| 18 | #25 DUKE | W, 9-1 | SEC Network+ |
| 20 | PRESBYTERIAN | W, 7-1 | SEC Network+ |
| 21 | PRESBYTERIAN | W, 15-2 | SEC Network+ |
| 23 | UMASS-LOWELL | W, 15-0 | SEC Network+ |
| 24 | UMASS-LOWELL | W, 15-2 | |
| 25 | UMASS-LOWELL | W, 9-2 | |
| 27 | AUSTIN PEAY | W, 19-6 | |
| 28 | INDIANA STATE | W, 8-5 | SEC Network+ |

MARCH (8-6)

| | | | |
|----|-------------------------|-----------------|--------------|
| 2 | vs. Sam Houston St. % | L, 7-6 (10 inn) | |
| 3 | vs. Louisiana% | L, 3-0 | |
| 4 | vs. #24 Houston% | W, 9-4 | |
| 7 | at Long Beach St. | L, 4-3 | |
| 9 | at #11 UCLA | W, 6-3 | |
| 10 | at USC | CANCELED | |
| 11 | vs. #8 TCU^ | W, 7-4 | |
| 14 | EASTERN KENTUCKY | L, 6-5 | SEC Network+ |
| 16 | at #19 Mississippi St.* | W, 5-0 | SEC Network |
| 17 | at #19 Mississippi St.* | W, 10-1 | SEC Network+ |
| 18 | at #19 Mississippi St.* | W, 4-3 | SEC Network+ |
| 21 | Belmont& | L, 8-5 | |
| 23 | #19 LSU* | W, 4-2 | ESPNU |
| 24 | #19 LSU* | L, 6-2 | ESPNU |
| 25 | #19 LSU* | W, 1-0 (7 inn.) | ESPNU |
| 27 | vs. Lipscomb& | 6:30 PM | |
| 30 | at Florida* | 5:30 PM | SEC Network+ |
| 31 | at Florida* | 11:00 AM | ESPNU |

APRIL (0-0)

| | | | |
|----|---------------------|----------|--------------|
| 1 | at Florida* | 11:00 AM | SEC Network |
| 3 | at Middle Tennessee | 6:00 PM | |
| 5 | GEORGIA* | 6:00 PM | ESPNU |
| 6 | GEORGIA* | 6:30 PM | SEC Network+ |
| 7 | GEORGIA* | 2:00 PM | SEC Network+ |
| 10 | WESTERN KENTUCKY | 6:30 PM | SEC Network+ |
| 13 | OLE MISS* | 6:30 PM | SEC Network+ |
| 14 | OLE MISS* | 2:00 PM | SEC Network+ |
| 15 | OLE MISS* | 4:00 PM | ESPNU |
| 17 | EVANSVILLE | 6:30 PM | SEC Network+ |
| 19 | at Missouri* | 7:00 PM | ESPNU |
| 20 | at Missouri* | 6:30 PM | |
| 21 | at Missouri* | 2:00 PM | |
| 27 | SOUTH CAROLINA* | 6:30 PM | SEC Network+ |
| 28 | SOUTH CAROLINA* | 2:00 PM | SEC Network+ |
| 29 | SOUTH CAROLINA* | 1:00 PM | SEC Network+ |

MAY (0-0)

| | | | |
|----|------------------|----------|--------------|
| 1 | LOUISVILLE | 6:00 PM | SEC Network |
| 4 | at Auburn | 6:00 PM | SEC Network+ |
| 5 | at Auburn | 2:00 PM | SEC Network+ |
| 6 | at Auburn | 1:00 PM | SEC Network+ |
| 8 | TENNESSEE TECH | 6:30 PM | SEC Network+ |
| 11 | at Tennessee | 5:30 PM | |
| 12 | at Tennessee | 5:00 PM | |
| 13 | at Tennessee | 11:00 AM | SEC Network |
| 15 | MIDDLE TENNESSEE | 6:30 PM | SEC Network+ |
| 17 | KENTUCKY | 6:30 PM | SEC Network+ |
| 18 | KENTUCKY | 2:00 PM | SEC Network+ |
| 19 | KENTUCKY | 1:00 PM | SEC Network+ |

% Minute Maid Park (Houston, Texas)

^ Dodger Stadium (Los Angeles, Calif.)

*Southeastern Conference Game

& First Tennessee Park (Nashville, Tenn.)

#8 VANDERBILT COMMODORES (17-7, 5-1 SEC) vs. LIPSCOMB BISONS (10-13, 0-0 ASC)

March 27, 2018 ★ 6:30 p.m. ★ Nashville, Tenn. ★ First Tennessee Park ★ WNSR 560 AM/95.9 FM

GAME 25



#8 VANDERBILT

2018 Record: 17-7 Overall, 5-1 SEC

Home / Away / Neutral: 11-3 / 4-1 / 2-3

Rankings: D1: 8 | NCBWA 9 | Coaches: 8

BA: 8 | CB: 4 | PG: 10

Head Coach: Tim Corbin

Career Record: 769-459-1 (21st)

Record at Vanderbilt: 663-322-1 (16th)



LIPSCOMB

2018 Record: 10-13 Overall, 0-0 ASC

Home / Away / Neutral: 9-9 / 1-4 / 0-0

Rankings: D1: NR | NCBWA NR | Coaches: NR

BA: NR | CB: NR | PG: NR

Head Coach: Jeff Forehand

Career Record: 525-486-1 (18th)

Record at Lipscomb: 314-344 (12th)

NEED TO KNOW

- ★ Vanderbilt captured its second-straight SEC series over the weekend, taking 2-of-3 against LSU at Hawkins Field. The Dore's 5-1 start to league play is the best mark since matching the feat in 2015. Vandy has started SEC play 5-1 four times in the **Tim Corbin** era (2003-present) doing so in 2006, 2013, 2015 and 2018.
- ★ Ten different Commodores have accounted for 19 home runs this season. Vanderbilt is one of 12 teams nationally to have 10 or more players produce a homer this year. Vandy is two off the pace of Mercer, which leads the nation with 12.
- ★ Vanderbilt pitching has been lights-out with runners on base, holding opponents to a .184 batting average (64-for-348). Tuesday starter **Jake Eder** has yielded only three hits in 23 at-bats with runners on base for a .130 average.
- ★ Vandy has stolen 47 bases this season, ranking 11th nationally and first in the SEC. Since the start of the 2013 season, the Commodores have swiped 554 bags, checking in at No. 7 nationally and tops in the SEC in that span.
- ★ Vanderbilt boasts a 10-2 record against Top 25 opponents (D1Baseball.com poll). The Dore's have defeated No. 25 Duke (2x), No. 24 Houston, No. 19 Mississippi State (3x), No. 19 LSU (2x), No. 11 UCLA and No. 8 TCU.
- ★ The Commodores are looking to reverse their midweek woes on Wednesday against Lipscomb. Vanderbilt has dropped three-straight midweek matchups, falling to Belmont (March 21), Eastern Kentucky (March 14) and Long Beach State (March 7). Vandy is 4-3 in midweek games this season after finishing 12-2 in the matchups a year ago.
- ★ Five Vanderbilt freshmen have made starts this season while 15 total have made appearances. The unit is hitting .319 (108-for-338) and has accounted for 42 percent of the Dore's RBIs (63) and 39 percent of the teams runs (69). Freshmen pitchers have posted an 8-3 record and 2.67 ERA with 98 strikeouts in 84.0 innings.
- ★ Vanderbilt's .985 fielding percentage ranks second nationally and first in the SEC. The Commodores have committed just 13 errors in 869 total chances. The program record for fielding percentage is .979 set in 2015.
- ★ Tuesday marks the 63rd all-time meeting between Vanderbilt and Lipscomb. The Dore's own a 51-11 advantage in the series and have won 11 of the last 12 matchups between the two programs.

GAME COVERAGE

| Date | TV/Stream | Play-by-Play | Analyst | Radio | Play-by-Play |
|----------|-----------|--------------|---------|---------------------|--------------|
| March 27 | --- | --- | --- | WNSR 560 AM/95.9 FM | Joe Fisher |

Live Stats - lipscomb.statbroadcast.com Twitter - @VandyBaseball / #VandyBoys

VANDERBILT STARTING PITCHER TUESDAY



JAKE EDER

LHP ★ 6-4 ★ 210 ★ Fr./HS
Ocean Ridge, Fla. ★ Calvary Christian Academy


| | |
|------|------|
| W-L | 1-2 |
| ERA | 3.26 |
| IP | 19.1 |
| K/BB | 21/8 |

LIBSCOMB STARTING PITCHER

| Tuesday | G-GS | W-L | ERA | K/BB |
|---------------|------|-----|------|------|
| RHP Kyle Kemp | 8/0 | 0-2 | 4.11 | 24/8 |

BY THE NUMBERS SINCE 2006...

- 3** ★ College World Series appearances (2011, 2014, 2015)
- 6** ★ NCAA Super Regional appearances (2010, 2011, 2013, 2014, 2015, 2017)
- 12** ★ straight NCAA Tournament appearances (longest active streak in the SEC)
- 14** ★ players selected in the first round of the Major League Baseball Draft (nation's most)
- 48** ★ NCAA Tournament victories (most in the SEC)



SERIES HISTORY

LIPSCOMB (51-11)

LAST 10 MEETINGS (9-1)

| Date | Location | Result |
|---------|----------------------|----------|
| 3/03/09 | Hawkins Field | W, 10-3 |
| 3/10/09 | Ken Dugan Field | W, 22-4 |
| 3/23/10 | Hawkins Field | W, 10-4 |
| 4/20/10 | Ken Dugan Field | W, 13-10 |
| 3/26/13 | Hawkins Field | W, 4-1 |
| 2/19/14 | Hawkins Field | W, 5-1 |
| 4/07/15 | Hawkins Field | L, 3-1 |
| 5/29/15 | Hawkins Field | W, 9-1 |
| 4/05/16 | Hawkins Field | W, 4-3 |
| 3/28/17 | First Tennessee Park | W, 10-0 |

STATISTICAL LEADERS

| VANDERBILT | CATEGORY | LIPSCOMB |
|---|------------------------|--|
| JJ Bleday .387 avg. | Batting avg. | Zeke Dodson .365 avg. |
| Pat DeMarco 35 hits | Hits | Zeke Dodson 31 hits |
| Kaiser/Paul 22 runs | Runs Scored | Blake Thomas 22 runs |
| Ethan Paul 8 doubles | Doubles | Dodson/Sorrells 5 doubles |
| Four players 1 triple | Triples | Zeke Dodson 2 triples |
| Ethan Paul 4 home runs | Home Runs | Five players 2 home runs |
| Connor Kaiser 19 walks | Walks | Cade Sorrells 20 walks |
| Austin Martin 11 stolen bases | Stolen Bases | Blake Thomas 12 stolen bases |
| Mason Hickman 5 wins | Wins | Noah Thompson 3 wins |
| Three players 0.00 ERA | ERA | Robbie Knox 1.38 ERA |
| Drake Fellows 33.1 IP | Innings Pitched | Chris Kachmar 34.1 IP |
| Drake Fellows 40 strikeouts | Strikeouts | Chris Kachmar 40 strikeouts |

STATISTICAL COMPARISON

| VANDERBILT | CATEGORY | LIPSCOMB |
|------------|--------------------------|----------|
| 17-7 | Record | 10-13 |
| .289 | Batting Avg. | .251 |
| 7.37 | Runs/Game | 5.39 |
| 9.95 | Hits/Game | 8.26 |
| 47 | Doubles | 35 |
| 4 | Triples | 5 |
| 19 | Home Runs | 14 |
| 149 | RBI | 114 |
| 129 | Walks | 103 |
| 47-54 | SB-ATT | 26-32 |
| 2.88 | ERA | 6.38 |
| 3 | Shutouts Thrown | 0 |
| 242 | Strikeouts | 179 |
| .216 | Opp. Batting Avg. | .291 |
| .985 | Fielding Pct. | .961 |

VANDERBILT RE-VU

- ★ Vanderbilt captured 2-of-3 from No. 19 LSU over the weekend, bouncing back from a midweek defeat to Belmont on Wednesday. Commodore pitching posted a 2.88 ERA, limiting LSU to a .244 batting average.
- ★ **Mason Hickman** offered up a lights-out performance, leading Vanderbilt to a 1-0 victory and series-clinching win against No. 19 LSU on Sunday afternoon. The SEC Pitcher of the Week tossed a seven-inning, complete-game shutout while limiting the Tigers to two hits. The righty's nine strikeouts were the most by a pitcher vs. LSU this season.

INSIDE THE MATCHUP VS. LIPSCOMB

- ★ Vanderbilt and Lipscomb meet for the 63rd time in the history of the two programs on Tuesday night.
- ★ The Commodores own a 51-11 all-time advantage. Vandy has won three-straight in the series and 11 of the last 12.
- ★ The Dorees picked up a memorable 10-0 win against Lipscomb at First Tennessee Park a season ago. Starting pitcher **Chandler Day** one-hit the Bisons and allowed his lone base knock with two down in the ninth. Lipscomb third baseman Zeke Dodson ended the no-hit bid with a clean single to center field.
- ★ Vanderbilt has produced double-digit scoring in five of the last 10 matchups between the two squads including a season ago when the Dorees struck for 10 runs courtesy of 13 hits from nine different players.

VANDY IN THE NATIONAL STATISTICAL RANKINGS

| Statistic | Rank | Value | Statistic | Rank | Value |
|----------------------------|------|-------|-------------------------|------|-------|
| Fielding Percentage | 2nd | .985 | Base on Balls | 21st | 129 |
| Hits Allowed per Nine Inn. | 8th | 6.95 | Runs | 23rd | 177 |
| Strikeouts per Nine Inn. | 11th | 10.3 | Scoring | 24th | 7.4 |
| Stolen Bases | 11th | 47 | On-Base Percentage | 25th | .400 |
| WHIP | 13th | 1.17 | Strikeout-to-Walk Ratio | 26th | 2.88 |
| Stolen Bases Per Game | 14th | 1.96 | Earned Run Average | 22nd | 2.88 |

NATION'S TOP FRESHMEN OFF TO SIZZLING START

- ★ Vanderbilt's freshman class was named tops in the country by Baseball America last November.
- ★ Five Vanderbilt freshmen made starts this season while 15 total have made appearances. The unit is hitting .319 (108-for-338) and has accounted for 42 percent of the Dorees' RBIs (63) and 39 percent of the teams runs (69). Freshmen pitchers have posted an 8-3 record and 2.67 ERA with 98 strikeouts in 84.0 innings.
- ★ D1Baseball.com's list of 30 impact freshmen entering 2018 includes Vandy's **Jake Eder** (No. 16), **Jayson Gonzalez** (No. 18), **Philip Clarke** (No. 19) and **Pat DeMarco** (No. 25). With four players on the list, the Dorees trail only Florida (5).
- ★ Here is a look at some of the standout freshman performances and where they rank nationally this season:

| Player | Category | Value | National Rank | Freshman National Rank |
|---------------|----------------------------|-------|---------------|------------------------|
| Mason Hickman | Victories | 5 | T-1st | T-1st |
| Austin Martin | Stolen Bases per Game | 0.52 | 35th | 4th |
| Austin Martin | On-Base Percentage | .505 | 40th | 4th |
| Mason Hickman | Hits Allowed per Nine Inn. | 5.54 | 46th | 6th |
| Pat DeMarco | Hits | 35 | 67th | T-2nd |

GOLDEN BOYS

- ★ For a fourth-straight year, multiple Vandy players have been named to the Golden Spikes Award Preseason Watch List.
- ★ **Julian Infante** and **Patrick Raby** are among those featured. The award was first presented in 1978 and is given to an amateur player who best exhibits and combines "exceptional on-field ability and exemplary sportsmanship." The award is considered the most prestigious in amateur baseball.
- ★ Five Commodores have been named finalists for the Golden Spikes Award -- all coming since the 2007 season -- including **David Price**, who took home the honor in 2007. Other finalists include **Pedro Alvarez** (2007), **Tyler Beede** (2013), **Carson Fulmer** (2015) and **Dansby Swanson** (2015).

COMMODORE NATION

- ★ Vanderbilt is one of five teams nationally to start a lineup featuring players from nine or more different states, joining Army, Elon, Kentucky and Western Kentucky. Vandy's 35-man roster boasts players from 15 different states and well as Canada with freshman **Cooper Davis** hailing from Mississauga, Ontario.

VANDY PICKED TO FINISH THIRD IN SEC EAST

- ★ Vanderbilt was picked to finish third in the SEC East by the league's head coaches after taking third a season ago.
- ★ Florida was picked as the preseason favorite to win both the East and the SEC with a total of 91 points and 13-of-14 first-place votes. Arkansas was picked to win the West behind 12 first-place votes and a total of 90 points.

| EASTERN DIVISION | POINTS | WESTERN DIVISION | POINTS |
|-------------------|-----------|-------------------|--------|
| Florida (13) | 91 | Arkansas (12) | 90 |
| Kentucky (1) | 74 | Texas A&M (1) | 72 |
| Vanderbilt | 72 | Ole Miss (1) | 62 |
| South Carolina | 50 | LSU | 59 |
| Georgia | 41 | Mississippi State | 44 |
| Missouri | 32 | Auburn | 38 |
| Tennessee | 25 | Alabama | 20 |

A WORLD SERIES KIND OF FEEL

- ★ After playing 10 straight at home to begin the season, Vanderbilt headed west for a six-game road trip including games at Houston's Minute Maid Park and Los Angeles' Dodger Stadium -- the two sites for the 2017 World Series matchup between the Astros and Dodgers.
- ★ The Commodores took part in the Shriners Hospitals for Children College Classic at Minute Maid from March 2-4. The three-day, six-team tournament featured local universities squaring off against the SEC. Vandy fell to Sam Houston State on Friday and Louisiana on Saturday before bouncing back with a 9-4 victory against Houston on Sunday night.
- ★ For the fourth-straight year, the Dorees headed to California, falling 4-3 to Long Beach State on Wednesday before knocking off UCLA, 6-3 on Friday and TCU, 7-4, in the Dodger Stadium College Baseball Classic on Sunday.

FORMER PLAYERS JOIN CORBIN'S STAFF

- ★ Last September, head coach Tim Corbin and associate head coach Scott Brown welcomed back former players **Mike Baxter** and **David Macias**. Baxter serves as the Dorees' hitting coach and recruiting coordinator while Macias comes on board as Vanderbilt's volunteer assistant coach.
- ★ Baxter joins the Commodores after a 12-year professional career that included playing in the big leagues for four organizations over parts of six seasons. Baxter made his major league debut with the San Diego Padres in 2010, and also played for the New York Mets (2011-13), Los Angeles Dodgers (2014) and Chicago Cubs (2015).
- ★ Macias was previously on Corbin's staff as the team's strength coach in 2014 when the Dorees won the national championship and was the volunteer assistant in 2015 when the Dorees returned to the College World Series finals. Prior to rejoining Corbin's staff, Macias was with the Seattle Mariners organization as a minor league manager.

D1BASEBALL.COM RECOGNIZES DORES

- ★ Last September, D1Baseball.com recognized Vanderbilt as the **No. 2 program nationally** in the publication's bi-annual top-100 rankings. The list is designed to assess the overall health of programs in the current era with the ultimate goal of identifying "the programs in the best shape right now, with an eye toward the next five to 10 years."
- ★ Below is a list of where Vandy players rank among the publication's top SEC prospects for the 2018 and 2019 MLB Draft.

TOP SEC PROSPECTS, 2018 DRAFT

| Ranking | Player | Position |
|---------|----------------|----------|
| #23 | Reid Schaller | RHP |
| #31 | Connor Kaiser | SS |
| #34 | Patrick Raby | RHP |
| #35 | Ethan Paul | 2B |
| #41 | Chandler Day | RHP |
| #50 | Julian Infante | 1B |

TOP SEC PROSPECTS, 2019 DRAFT

| Ranking | Player | Position |
|---------|----------------|----------|
| #9 | Jackson Gillis | LHP |
| #15 | Drake Fellows | RHP |
| #16 | Zach King | LHP |
| #20 | JJ Bleday | OF |
| #35 | Pat DeMarco | OF |
| #36 | Philip Clarke | C |

CORBIN BECOMES VANDY'S ALL-TIME WINNINGEST COACH

- ★ Head coach **Tim Corbin** became Vanderbilt's all-time winningest coach with a 9-4 win against Houston on March 4. The 16th-year head coach, who owns a 662-322-1 record, surpassed Roy Mewbourne, who racked up as many wins between 1979-2002. Here is a look back at some of Corbin's milestone victories:

| Win # | Score | Location | Date |
|-------|-------------------------------------|-------------------|---------|
| 1 | Vanderbilt 4, The Citadel 3 | Charleston, S.C. | 2/15/03 |
| 27^ | Vanderbilt 6, Tennessee 5 | Nashville, Tenn. | 5/18/03 |
| 100 | Vanderbilt 14, Jacksonville State 5 | Nashville, Tenn. | 3/29/05 |
| 198# | Vanderbilt 4, LSU 1 | Nashville, Tenn. | 5/17/07 |
| 200 | Vanderbilt 4, Miami (OH) 3 | Tempe, Ariz. | 2/24/08 |
| 300 | Vanderbilt 7, Florida 0 | Gainesville, Fla. | 4/4/10 |
| 400 | Vanderbilt 3, Louisville 2 | Nashville, Tenn. | 5/8/12 |
| 459 | Vanderbilt 14, Alabama 10 | Nashville, Tenn. | 5/18/13 |
| 500 | Vanderbilt 3, Missouri 1 | Columbia, Mo. | 5/3/14 |
| 516\$ | Vanderbilt 3, Virginia 2 | Omaha, Neb. | 6/25/14 |
| 600 | Vanderbilt 10, Georgia 3 | Nashville, Tenn. | 4/30/16 |
| 656* | Vanderbilt 9, Houston 4 | Houston, Texas | 3/4/18 |

^ Vanderbilt clinches sweep vs. Tennessee, first trip to the SEC Tournament since 1996 with walk-off home run

Vanderbilt claims first ever Southeastern Conference regular-season championship

% Vanderbilt sets SEC record with 26th league victory, breaking South Carolina's mark of 25 set in 2000

\$ Vanderbilt captures first College World Series title in winner-take-all victory against Virginia

* Corbin becomes Vanderbilt's all-time winningest coach in finale of Shriners Hospitals for Children College Classic

THE SEC: IT JUST MEANS MORE

- ★ The Southeastern Conference has sent 58 teams to the College World Series since 1990 with Vanderbilt doing its part to represent the league in 2011, 2014 and 2015. The league has now appeared in the College World Series in 32 of the last 33 years including appearances by 18 teams in the last seven years.
- ★ In 2017, the SEC tied its own national record with six teams competing in the NCAA Super Regionals. The Commodores were among the field as part of the NCAA Corvallis Super Regional.
- ★ A total of 11 SEC student-athletes were selected on the first day of the 2017 Major League Baseball Draft including Vandy right-handed pitcher Kyle Wright (1st round/5th overall) and outfielder Jeren Kendall (1st round/23rd overall).

DORES IN THE PROS

| Name | Years at VU | Club |
|------------------|-------------|----------------------|
| Pedro Alvarez | 2006-08 | Baltimore Orioles |
| Tyler Beede | 2012-14 | San Francisco Giants |
| Ben Bowden | 2014-16 | Colorado Rockies |
| Walker Buehler | 2013-15 | Los Angeles Dodgers |
| Curt Casali | 2008-11 | Tampa Bay Rays |
| Ro Coleman | 2014-17 | Detroit Tigers |
| Vince Conde | 2012-14 | New York Yankees |
| Jason Delay | 2014-17 | Pittsburgh Pirates |
| Ryan Flaherty | 2006-08 | Atlanta Braves |
| Tyler Ferguson | 2013-15 | Texas Rangers |
| Carson Fulmer | 2013-15 | Chicago White Sox |
| Sonny Gray | 2009-11 | New York Yankees |
| Conrad Gregor | 2011-13 | Boston Red Sox |
| Reed Hayes | 2017 | Baltimore Orioles |
| Taylor Hill | 2008-11 | Washington Nationals |
| Tony Kemp | 2011-13 | Houston Astros |
| Jeren Kendall | 2015-17 | Los Angeles Dodgers |
| John Kilichowski | 2014-16 | St. Louis Cardinals |
| Mike Minor | 2007-09 | Texas Rangers |
| Brian Miller | 2012-14 | Tampa Bay Rays |
| Jared Miller | 2012-14 | Arizona Diamondbacks |
| John Norwood | 2012-14 | Miami Marlins |
| Phillip Pfeifer | 2012-15 | Atlanta Braves |
| David Price | 2005-07 | Boston Red Sox |
| Adam Ravenelle | 2012-14 | Detroit Tigers |
| Bryan Reynolds | 2014-16 | Pittsburgh Pirates |
| Matt Ruppenthal | 2015-17 | Houston Astros |
| Sam Selman | 2010-12 | Kansas City Royals |
| Jordan Sheffield | 2015-16 | Los Angeles Dodgers |
| Collin Snider | 2015-17 | Kansas City Royals |
| Dansby Swanson | 2013-15 | Atlanta Braves |
| Will Toffey | 2015-17 | Oakland Athletics |
| Drew VerHagen | 2012 | Detroit Tigers |
| Zander Wiel | 2012-15 | Minnesota Twins |
| Rhett Wiseman | 2013-15 | Washington Nationals |
| Kyle Wright | 2015-17 | Atlanta Braves |
| Mike Yastrzemski | 2010-13 | Baltimore Orioles |

COACHING/FRONT OFFICE

| Name | Club-Position |
|----------------|--|
| Gil Kim | Toronto - Dir. of Player Development |
| Josh Paul | L.A. Angels - Bench Coach |
| Tony Mansolino | Akron (AA-CLE) - Manager |
| David Wallace | Cleveland - Special Assistant |
| Cesar Nicolas | Seattle - Player Development |
| Carter Hawkins | Cleveland - Asst. General Manager |
| Matt Buschmann | San Francisco - Asst. Dir. of Player Development |
| Joey Cora | Pittsburgh - Third Base Coach |
| Jason Esposito | Arizona (ROOKIE-CLE) - Hitting Coach |

2018 QUICK FACTS

GENERAL

Location _____ Nashville, Tenn.
 Founded _____ 1873
 Enrollment _____ 6,871
 Nickname _____ Commodores
 Colors _____ Black and Gold
 Affiliation _____ NCAA Division I
 Conference _____ Southeastern
 Athletic Ticket Office _____ 615.322.3544
 Chancellor _____ Nicholas S. Zeppos
 Director of Athletics _____ David Williams II

TEAM INFORMATION

2017 Overall Record _____ 36-25-1
 _____ Home: 21-11-1 Away: 10-12 Neutral: 5-2
 SEC Record _____ 15-13-1
 _____ Home: 8-5-1 Away: 7-8
 Conference Finish _____ 3rd East, 6th Overall
 Postseason _____ NCAA Corvallis Super Regional
 Final Ranking: _____ 5 Polls 15 (CB), 15 (NCBWA),
 _____ 16 (USA), 18 (BA), 19 (D1)
 Returning Letterwinners _____ 18
 Positional Starters Returning _____ 5
 Starting Pitchers Returning _____ 3
 Other Pitchers Returning _____ 5
 Lettermen Lost _____ 12
 _____ Professional Baseball _____ 8
 Newcomers _____ 16

COACHING STAFF

Head Coach _____ Tim Corbin
 Alma Mater _____ Ohio Wesleyan, 1984
 Career Record _____ 769-460-1 (.625/21st year)
 Record at Vanderbilt _____ 663-322-1 (.672/16th year)
 Assoc. Head Coach _____ Scott Brown
 Alma Mater _____ SUNY-Cortland, 1999
 Assistant Coach _____ Mike Baxter
 Alma Mater _____ Vanderbilt, 2005
 Volunteer Assistant Coach _____ David Macias
 Alma Mater _____ Vanderbilt, 2008

HISTORY

All-Time Record _____ 2,279-1,733-33 (120th year)
 All-Time SEC Record _____ 698-901-10 (71st year)
 SEC Titles _____ 6 (1973, '74, '80, '07, '11, '13)
 SEC Tournament Titles _____ 4 (1973, '74, '80, '07)
 All-time SEC Tournament Record _____ 47-36
 NCAA Tournament Appearances _____ 16
 _____ (1973, '74 '80, '04, '06, '07, '08,
 _____ '09, '10, '11, '12, '13, '14, '15, '16, '17)
 All-time NCAA Tournament Record _____ 54-36
 NCAA Super Regional Appearances _____ 7
 _____ (2004, '10, '11, '13, '14, '15, '17)
 College World Series Appearances _____ 3
 _____ (2011, '14, '15)
 National Champions _____ 1 (2014)

VANDY REPRESENTED ENTERING 2018 MLB SEASON

★ With the Major League Baseball season opening on Thursday, Vanderbilt is expected to once again have a major presence across the big leagues. In total, 15 former Vandy players received spring training invites including the 11 below who made big-league appearances a season ago.

| NAME (YEARS AT VU) | MLB TEAM | TIDBT |
|--------------------------|-----------------------|---|
| Pedro Alvarez (2006-08) | Baltimore Orioles | 2013 National League All-Star |
| Walker Buehler (2013-15) | Los Angeles Dodgers | LAD top prospect, called up on Sept. 6, 2017 |
| Ryan Flaherty (2006-08) | Philadelphia Phillies | Signed by PHI this month after six years with Orioles |
| Sonny Gray (2009-11) | New York Yankees | Made two postseason starts for NYY in 2017 |
| Tony Kemp (2011-13) | Houston Astros | Member of 40-man roster for World Series champions |
| Mike Minor (2007-09) | Texas Rangers | Signed 3-year, \$28 million deal in offseason |
| David Price (2005-07) | Boston Red Sox | 2012 American League Cy Young Award winner |
| Dansby Swanson (2013-15) | Atlanta Braves | 2017 with Braves: .232, 59 runs, 51 RBIs, 6 HR |
| Drew VerHagen (2012) | Detroit Tigers | 0-3 with 5.77 ERA in 24 appearances in 2017 with DET |
| Carson Fulmer (2013-15) | Chicago White Sox | 3-1, 3.86 ERA after being recalled on Sept. 1, 2017 |
| Jared Miller (2012-14) | Arizona Diamondbacks | Contract selected from Reno Aces on Nov. 20, 2017 |

DORES IN THE PRO NOTES

- ★ At least one Dore has been drafted every year since 1991 with a total of 100 players signing professional contracts.
- ★ Vanderbilt is one of only two universities in the nation to produce multiple No. 1 picks with David Price (2007) and Dansby Swanson (2015), joining Arizona State (Rick Monday - 1965, Floyd Bannister - 1968, Bob Horner - 1978).
- ★ Under Corbin, Vanderbilt pro alums have earned **over \$62 million dollars** in signing bonuses.
- ★ Since head coach **Tim Corbin** arrived in 2003, every Vanderbilt starting catcher has been selected in the MLB Draft.
- ★ The Dore have had at least one MLB first round selection on the mound every year in the **Tim Corbin** era.
- ★ Eighty-nine pitchers have been selected in the MLB Draft, including 55 during the **Tim Corbin** era (since 2003).

HONORING NO. 41 DONNY EVERETT

- ★ Vanderbilt continues to honor the memory of **Donny Everett**, who tragically passed away in a drowning accident the day before the Commodores opened the 2016 NCAA Nashville Regional.
- ★ The Donny Everett Scholarship was established during the 2016 school year. Everett's memory lives on with the display of No. 41 on the field and with the No. 41 flag among the major league players in right field.
- ★ Everett was the 2015 Tennessee Gatorade Player of the Year and one of the highest-rated players in the nation to attend college. He turned down the Milwaukee Brewers as a 29th round draft pick to join Vanderbilt.

TOUGH TESTS ABUNDANT IN 2018

- ★ Vanderbilt plays 12 teams that reached the 2017 NCAA Tournament for a total of 22 games, including Auburn (3), Florida (3), Houston, Kentucky (3), LSU (3), Long Beach State, Louisville, Mississippi State (3), Sam Houston State, TCU, Tennessee Tech and UCLA. Of the 12 teams, eight reached the NCAA Super Regionals.
- ★ The schedule also includes 18 games against squads that racked up 40-plus victories a season ago:

| 2018 Opponent | '17 Record | NCAA Round |
|-----------------------|------------|----------------|
| Florida (3) | 52-19 | CWS Champions |
| Houston (1) | 42-21 | Regional |
| Kentucky (3) | 43-23 | Super Regional |
| Long Beach State (1) | 42-20-1 | Super Regional |
| Louisville (1) | 53-12 | CWS |
| LSU (3) | 52-20 | CWS Finals |
| Mississippi State (3) | 40-27 | Super Regional |
| Sam Houston State (1) | 44-23 | Super Regional |
| TCU (1) | 50-18 | CWS |
| Tennessee Tech (1) | 41-21 | Regional |

VANDY SLATED FOR 12 NATIONAL TV APPEARANCES

- ★ Vanderbilt will not be hard to find this season as the Commodores will be televised nationally 11 times on the ESPN family of networks and once on the PAC-12 Network. Another 28 matchups will be streamed via the SEC Network+.

| | | | |
|----------|----------------------|-----------|---------|
| March 10 | at USC | 6 p.m. | PAC-12N |
| March 16 | at Mississippi State | 6 p.m. | SECN |
| March 23 | LSU | 8 p.m. | ESPNU |
| March 24 | LSU | 7:30 p.m. | ESPNU |
| March 25 | LSU | 12 p.m. | ESPN2 |
| March 31 | at Florida | 11 a.m. | ESPNU |
| April 1 | at Florida | 11 a.m. | SECN |
| April 5 | Georgia | 6 p.m. | ESPNU |
| April 15 | Ole Miss | 4 p.m. | ESPNU |
| April 19 | at Missouri | 7 p.m. | ESPNU |
| May 1 | Louisville | 6 p.m. | SECN |
| May 13 | at Tennessee | 11 a.m. | SECN |

SEC INDIVIDUAL LEADERBOARD

BATTING AVERAGE

| | | |
|-----|-------------------------|-------------|
| 1. | Jonathan India-UF | .429 |
| 2. | Kameron Misner-MO | .413 |
| 3. | Michael Helman-AM | .406 |
| 4. | Heston Kjerstad-AR | .398 |
| 5. | Madison Stokes-SC | .390 |
| 6. | Tristan Pompey-UK | .387 |
| 7. | JJ Bleday-VU | .387 |
| 8. | Luke Heyer-UK | .386 |
| 9. | Keegan McGovern-UG | .379 |
| 10. | Austin Martin-VU | .378 |

SLUGGING PERCENTAGE

| | | |
|-----|--------------------|------|
| 1. | Jonathan India-UF | .909 |
| 2. | Luke Heyer-UK | .867 |
| 3. | Keegan McGovern-UG | .793 |
| 4. | Madison Stokes-SC | .763 |
| 5. | Wright, Brett-AU | .745 |
| 6. | Heston Kjerstad-AR | .699 |
| 7. | Kameron Misner-MO | .696 |
| 8. | Kole Cottam-UK | .689 |
| 9. | Casey Martin-AR | .685 |
| 10. | Tristan Pompey-UK | .677 |

ON-BASE PERCENTAGE

| | | |
|-----|-------------------------|-------------|
| 1. | Kameron Misner-MO | .565 |
| 2. | Jonathan India-UF | .535 |
| 3. | Madison Stokes-SC | .532 |
| 4. | Keegan McGovern-UG | .514 |
| 5. | Austin Martin-VU | .505 |
| 6. | Heston Kjerstad-AR | .500 |
| 7. | Wright, Brett-AU | .494 |
| 8. | Michael Helman-AM | .484 |
| 9. | Chandler Avant-UA | .483 |
| 10. | Troy Squires-UK | .481 |

HITS

| | | |
|----|-----------------------|-----------|
| 1. | Michael Helman-AM | 43 |
| 2. | Jake Mangum-MS | 39 |
| 3. | Kameron Misner-MO | 38 |
| 4. | Trey Harris-MO | 36 |
| 5. | Pat DeMarco-VU | 35 |
| | Chandler Avant-UA | 35 |
| | Venter, Brendan-AU | 35 |
| 8. | Braden Shewmake-AM | 33 |
| | Eric Cole-AR | 33 |
| | Andre Lipcius-UT | 33 |
| | Grae Kessinger-UM | 33 |
| | Keegan McGovern-UG | 33 |
| | Heston Kjerstad-AR | 33 |
| | Jonathan India-UF | 33 |

RUNS BATTED IN

| | | |
|-----|----------------------|-----------|
| 1. | Luke Heyer-UK | 32 |
| 2. | T.J. Collett-UK | 30 |
| 3. | Keegan McGovern-UG | 29 |
| | Logan Foster-AM | 29 |
| | Troy Squires-UK | 29 |
| 6. | Williams, Steven-AU | 28 |
| 7. | Heston Kjerstad-AR | 27 |
| | Ethan Paul-VU | 27 |
| | Chandler Avant-UA | 27 |
| 10. | Ben Aklinski-UK | 26 |
| | Kole Cottam-UK | 26 |
| | Michael Curry-UG | 26 |

DOUBLES

| | | |
|----|--------------------|----|
| 1. | Benito Santiago-UT | 10 |
| | Chandler Avant-UA | 10 |
| 3. | Troy Squires-UK | 9 |
| | Will Golsan-UM | 9 |
| | Grae Kessinger-UM | 9 |
| | Daniel Cabrera-LS | 9 |
| | Nick Horvath-UF | 9 |
| | Tristan Pompey-UK | 9 |
| 9. | 8 tied at..... | 8 |

HOME RUNS

| | | |
|----|--------------------|----|
| 1. | Luke Heyer-UK | 11 |
| 2. | Keegan McGovern-UG | 10 |
| | Wil Dalton-UF | 10 |
| | Kole Cottam-UK | 10 |
| 5. | Chandler Taylor-UA | 9 |
| | Jonathan India-UF | 9 |
| | T.J. Collett-UK | 9 |
| 8. | JJ Schwarz-UF | 7 |
| | Jacob Olson-SC | 7 |
| | Casey Martin-AR | 7 |

STOLEN BASES

| | | |
|----|-------------------------|-----------|
| 1. | Kameron Misner-MO | 12 |
| 2. | TJ Hopkins-SC | 11 |
| | Austin Martin-VU | 11 |
| 4. | Jay Charleston-UT | 9 |
| | Brandt Broussard-LS | 9 |
| | Connor Kaiser-VU | 9 |
| | Thomas Dillard-UM | 9 |
| | Trey Harris-MO | 9 |
| 9. | Jake Mangum-MS | 8 |
| | Alonzo Jones-VU | 8 |
| | Tucker Bradley-UG | 8 |

EARNED RUN AVERAGE

| | | |
|-----|-------------------------|-------------|
| 1. | Ma'Khail Hilliard-LS | 0.92 |
| 2. | John Doxakis-AM | 1.59 |
| | Sean Hunley-UT | 1.59 |
| 4. | Stephen Kolek-AM | 1.70 |
| 5. | Konnor Pilkington-MS | 1.82 |
| 6. | Blaine Knight-AR | 1.83 |
| 7. | Mitchell Kilkenny-AM | 1.86 |
| 8. | James McArthur-UM | 1.93 |
| 9. | Mize, Casey-AU | 2.04 |
| 10. | Brady Feigl-UM | 2.08 |
| | Mason Hickman-VU | 2.08 |

STRIKEOUTS

| | | |
|-----|-------------------------|-----------|
| 1. | Mize, Casey-AU | 63 |
| 2. | Michael Plassmeyer-MO | 51 |
| 3. | Adam Hill-SC | 49 |
| 4. | Konnor Pilkington-MS | 48 |
| 5. | Ryan Rolison-UM | 46 |
| | Justin Lewis-UK | 46 |
| | Ethan Small-MS | 46 |
| 8. | Zack Hess-LS | 45 |
| 9. | Bryce Montes De Oca-MO | 43 |
| 10. | Drake Fellows-VU | 40 |

OPPONENT BATTING AVG.

| | | |
|-----|-------------------------|-------------|
| 1. | Adam Hill-SC | .126 |
| 2. | Mize, Casey-AU | .145 |
| 3. | Bryce Montes De Oca-MO | .174 |
| 4. | Mason Hickman-VU | .180 |
| 5. | Stephen Kolek-AM | .183 |
| 6. | Sean Hjelle-UK | .188 |
| 7. | Ma'Khail Hilliard-LS | .194 |
| 8. | Coker, Calvin-AU | .198 |
| 9. | Drake Fellows-VU | .198 |
| 10. | John Doxakis-AM | .202 |

WINS

| | | |
|----|-------------------------|----------|
| 1. | Mitchell Kilkenny-AM | 5 |
| | Mize, Casey-AU | 5 |
| | Mason Hickman-VU | 5 |
| | Brady Feigl-UM | 5 |
| | Ma'Khail Hilliard-LS | 5 |
| | Brady Singer-UF | 5 |
| 7. | Blaine Knight-AR | 4 |
| | John Doxakis-AM | 4 |
| | Tony Locoy-UG | 4 |
| | Drake Fellows-VU | 4 |
| | Garrett Stallings-UT | 4 |
| | Tyler Dyson-UF | 4 |
| | Jackson Kowar-UF | 4 |
| | Sean Hjelle-UK | 4 |
| | Cody Morris-SC | 4 |

2018 SEC STANDINGS

| SEC - EAST | SEC | PCT. | GB | ALL | PCT. |
|-------------------|------------|--------------|-----|-------------|--------------|
| Georgia | 5-1 | 0.833 | - | 18-6 | 0.750 |
| Vanderbilt | 5-1 | 0.833 | - | 17-7 | 0.708 |
| Florida | 4-2 | 0.667 | 1.0 | 21-5 | 0.808 |
| Tennessee | 4-2 | 0.667 | 1.0 | 16-9 | 0.640 |
| Missouri | 3-3 | 0.500 | 2.0 | 19-6 | 0.760 |
| Kentucky | 1-4 | 0.200 | 3.5 | 17-7 | 0.708 |
| South Carolina | 1-5 | 0.167 | 4.0 | 13-11 | 0.542 |

| SEC - WEST | SEC | PCT. | GB | ALL | PCT. |
|-------------------|-----|-------|-----|-------|-------|
| Ole Miss | 4-2 | 0.667 | - | 22-3 | 0.880 |
| Arkansas | 4-2 | 0.667 | - | 17-7 | 0.708 |
| Auburn | 3-2 | 0.600 | 0.5 | 20-5 | 0.800 |
| LSU | 3-3 | 0.500 | 1.0 | 16-9 | 0.640 |
| Texas A&M | 2-4 | 0.333 | 2.0 | 19-6 | 0.760 |
| Alabama | 1-5 | 0.167 | 3.0 | 16-9 | 0.640 |
| Mississippi State | 1-5 | 0.167 | 3.0 | 13-12 | 0.520 |

SEC MIDWEEK SCHEDULE

(ALL TIMES CENTRAL)

TUESDAY, MARCH 27

| | |
|---------------------------------------|-----------|
| Tennessee at Western Carolina | 4:00 p.m. |
| Charleston Southern at Georgia | 5:00 p.m. |
| Miami (OH) at Kentucky | 5:00 p.m. |
| Florida State at Florida | 5:00 p.m. |
| Davidson at South Carolina | 6:00 p.m. |
| Mississippi State at Nicholls | 6:00 p.m. |
| Southern Miss at Ole Miss | 6:30 p.m. |
| Alabama vs. Auburn (Montgomery, Ala.) | 6:30 p.m. |
| Arkansas at Memphis | 6:30 p.m. |
| Lipscomb vs. Vanderbilt | 6:30 p.m. |
| Texas A&M at A&M-Corpus Christi | 6:30 p.m. |
| LSU at Louisiana | 7:00 p.m. |

WEDNESDAY, MARCH 28


| | |
|------------------------------|-----------|
| Missouri at Western Illinois | 3:00 p.m. |
|------------------------------|-----------|

SEC PLAYERS OF THE WEEK

(VANDERBILT PLAYERS)

2018 SEASON

| | | |
|----------------|----------|-----------------|
| March 26, 2018 | Pitcher | Mason Hickman |
| March 12, 2018 | Freshman | Jayson Gonzalez |



Mason Hickman has been named Southeastern Conference Pitcher of the Week after helping the Commodores to a series win against LSU, the league office announced Monday.

The freshman blanked the No. 19 Tigers as part of a seven-inning, complete game performance to clinch a 1-0 victory. The win moved Vanderbilt to 5-1 in the SEC, matching Georgia for the best start in conference action.

Hickman did not allow a hit after the second inning, retiring 16 of the final 18 batters he faced including sitting down 12-straight at one point. The right-hander ranks fourth in the SEC in opponent batting average (.180) and is one of three freshmen nationally to boast a 5-0 record.

SEC TEAM LEADERBOARD

BATTING AVERAGE

| | | |
|-----|-------------------|-------------|
| 1. | Kentucky | .324 |
| 2. | Arkansas | .314 |
| 3. | Texas A&M | .299 |
| 4. | LSU | .299 |
| 5. | Ole Miss | .299 |
| 6. | Georgia | .294 |
| 7. | Auburn | .293 |
| 8. | Florida | .292 |
| 9. | Alabama | .292 |
| 10. | Vanderbilt | .289 |
| 11. | Missouri | .287 |
| 12. | Mississippi State | .271 |
| 13. | South Carolina | .269 |
| 14. | Tennessee | .261 |

EARNED RUN AVERAGE

| | | |
|-----|-------------------|-------------|
| 1. | Ole Miss | 2.54 |
| 2. | Texas A&M | 2.59 |
| 3. | Vanderbilt | 2.88 |
| 4. | Alabama | 2.97 |
| 5. | Missouri | 3.00 |
| 6. | Florida | 3.04 |
| 7. | Arkansas | 3.24 |
| 8. | Mississippi State | 3.34 |
| 9. | Georgia | 3.69 |
| 10. | Auburn | 3.83 |
| 11. | South Carolina | 3.92 |
| 12. | Tennessee | 3.92 |
| 13. | LSU | 4.20 |
| 14. | Kentucky | 5.11 |

FIELDING PERCENTAGE

| | | |
|-----|-------------------|-------------|
| 1. | Vanderbilt | .985 |
| 2. | Florida | .984 |
| 3. | LSU | .983 |
| 4. | Missouri | .983 |
| 5. | Ole Miss | .982 |
| 6. | South Carolina | .980 |
| 7. | Kentucky | .977 |
| 8. | Georgia | .975 |
| 9. | Auburn | .975 |
| 10. | Alabama | .974 |
| 11. | Arkansas | .970 |
| 12. | Mississippi State | .970 |
| 13. | Texas A&M | .969 |
| 14. | Tennessee | .967 |

TUESDAY PROBABLE STARTER



#39 JAKE EDER

★ Freshman ★ LHP ★ 6-4 ★ 210

★ Ocean Ridge, Fla. ★ Calvary Christian Academy

★ **LAST START:** March 21, 2018 vs. Belmont - Loss, 4.1 IP, 2 H, 2 R, 2 ER, 2 BB, 4 K★ **2018 SEASON:** 1-2, 3.26 ERA, 5 GS, 5 APP, 19.1 IP, 7 H, 8 R, 7 ER, 8 BB, 21 K★ **CAREER:** Same

THOUGHTS FROM HEAD COACH TIM CORBIN

"When you see Jake throw, it doesn't take long to realize he has a bright future on the mound. Maturity, time and investment will dictate his progression through our program. Jake is certainly very serious about what he is doing... when he is training, he is single-minded and very deliberate."

TODAY'S START:

... is making his sixth collegiate start and sixth overall appearance

... is searching for his second victory and first since Feb. 21

... is making his second start at First Tennessee Park (March 21 vs. Belmont)

2018 SEASON

... is one of two Vanderbilt freshman hurlers to make a start this season

... has limited opponents to a .111 batting average in 19.1 innings

... allowed two runs in 4.1 innings, drawing the loss vs. Belmont on March 21

... permitted two runs (one earned) and one hit in one inning of work against Eastern Kentucky on March 14

... did not allow a hit in five innings at Long Beach State on March 7

... struck out a season-high seven batters at Long Beach on March 7

... saddled with the no decision against Indiana State on Feb. 28

... allowed three hits and four runs against the Sycamores on Feb. 28

... earned the win in his collegiate debut on Feb. 21 vs. Presbyterian

... held Presbyterian to one hit in four scoreless innings on Feb. 21

HIGH SCHOOL

... lettered three years at Delray Beach Atlantic and one year at Calvary Christian Academy under coach Alan Kunkel

... helped the Eagles to the Class 4A Florida State semifinals as a senior

... helped Eagles to the Florida Class 8A Regional Finals as a junior

... during junior season was named an Under Armour All-American

... was named a MaxPreps Top 50 Junior in the country as a junior



SEASON/CAREER HIGHS

Innings Pitched: _____ 5.0, 2x, last at Long Beach State (3/7/18)

Strikeouts: _____ 7, at Long Beach State (3/7/18)

Hits Allowed: _____ 3, vs. Indiana State (2/28/18)

Walks Allowed: _____ 4, at Long Beach State (3/7/18)

Runs Allowed: _____ 4, vs. Indiana State (2/28/18)

Pitches: _____ 76, at Long Beach State (3/7/18)

CAREER STATS

| YEAR | ERA | W-L | APP | GS | CG | SHO | SV | IP | H | R | ER | BB | SO | 2B | 3B | HR | BF | BAvg | WP | HBP | BK | SFA | SHA |
|--------------|-------------|------------|----------|----------|----------|----------|----------|-------------|----------|----------|----------|----------|-----------|----------|----------|----------|-----------|-------------|----------|----------|----------|----------|----------|
| 2018 | 3.26 | 1-2 | 5 | 5 | 0 | 0 | 0 | 19.1 | 7 | 8 | 7 | 8 | 21 | 2 | 0 | 2 | 75 | .111 | 1 | 1 | 0 | 1 | 2 |
| TOTAL | 3.26 | 1-2 | 5 | 5 | 0 | 0 | 0 | 19.1 | 7 | 8 | 7 | 8 | 21 | 2 | 0 | 2 | 75 | .111 | 1 | 1 | 0 | 1 | 2 |

2018 GAME-BY-GAME STATS

| Date | OPPONENT | GS | IP | H | R | ER | BB | SO | 2B | 3B | HR | WP | BK | HBP | IBB | Final | W-L | SV | ERA | NP |
|---------------|------------------|----------|-------------|----------|----------|----------|----------|-----------|----------|----------|----------|----------|----------|----------|----------|--------------|------------|----------|-------------|-----------|
| Feb 21 | PRESBYTERIAN | * | 4.0 | 1 | 0 | 0 | 0 | 4 | 0 | 0 | 0 | 0 | 0 | 1 | 0 | 15-2 | 1-0 | 0 | 0.00 | 45 |
| Feb 28 | INDIANA STATE | * | 5.0 | 3 | 4 | 4 | 1 | 5 | 0 | 0 | 2 | 0 | 0 | 0 | 0 | 8-5 | 1-0 | 0 | 4.00 | 72 |
| Mar 07 | Long Beach State | * | 5.0 | 0 | 0 | 0 | 4 | 7 | 0 | 0 | 0 | 0 | 0 | 0 | 0 | 3-4 | 1-0 | 0 | 2.57 | 76 |
| Mar 14 | EASTERN KY. | * | 1.0 | 1 | 2 | 1 | 1 | 1 | 0 | 0 | 0 | 0 | 0 | 0 | 0 | 5-6 | 1-1 | 0 | 3.00 | 19 |
| Mar 21 | Belmont | * | 4.1 | 2 | 2 | 2 | 2 | 4 | 2 | 0 | 0 | 1 | 0 | 0 | 0 | 5-8 | 1-2 | 0 | 3.26 | 75 |
| Totals | | 5 | 19.1 | 7 | 8 | 7 | 8 | 21 | 2 | 0 | 2 | 1 | 0 | 1 | 0 | 36-25 | 1-2 | 0 | 3.26 | -- |

DORES RANKED TOP 10 PRESEASON ONCE AGAIN

- ★ For an eighth-straight season, Vanderbilt was situated in the Top 10 rankings during the preseason. The Commodores are currently ranked in all six polls including as high as No. 4 by Collegiate Baseball Newspaper.
- ★ The preseason rankings follow the Commodores' fourth NCAA Super Regional appearance in five seasons a year ago. Vandy concluded 2017 ranked as high as No. 15 per Collegiate Baseball Newspaper and the NCBWA.

WHAT'S BACK IN 2018: OFFENSE

- ★ The Dore bring back five position players who started at least 50 percent of the games (31 of 62) for last season's NCAA Super Regional team — **Julian Infante** (62), **JJ Bleday** (48), **Ethan Paul** (52), **Connor Kaiser** (59) and **Stephen Scott** (31). Players **Harrison Ray** (17) and **Alonzo Jones** (25) started at least 10.

| Category | '18 Ret. | '17 Total | Pct. Back |
|----------------|----------|-----------|-----------|
| Runs Batted In | 176 | 379 | 46.4% |
| Doubles | 60 | 114 | 52.6% |
| Triples | 6 | 17 | 35.2% |
| Home Runs | 22 | 51 | 43.1% |
| Hits | 299 | 599 | 49.9% |
| At Bats | 1158 | 2141 | 54.0% |
| Runs | 213 | 409 | 52.0% |
| Stolen bases | 17 | 54 | 31.4% |

WHAT'S BACK IN 2018: PITCHING

- ★ The Commodores bring back seven pitchers with experience from last season. Four pitchers logged starts on the mound in 2017 — **Patrick Raby** (16), **Drake Fellows** (10), **Chandler Day** (12) and **Maddux Conger** (3).

| Category | '18 Ret. | '17 Total | Pct. Back |
|-----------------|----------|-----------|-----------|
| Appearances | 116 | 213 | 54.4% |
| Victories | 25 | 36 | 69.4% |
| Starts | 41 | 62 | 66.1% |
| Strikeouts | 307 | 544 | 56.4% |
| Innings Pitched | 326.1 | 558.2 | 58.4% |
| Saves | 1 | 12 | 8.3% |

VANDERBILT IN NATIONAL RANKINGS

| DATE | BA | NCBWA | CB | USA | D1 | PG |
|---------|----|-------|----|-----|----|----|
| PS | 18 | 15 | 6 | 10 | 14 | NR |
| Feb. 19 | 18 | 11 | 6 | 10 | 13 | 23 |
| Feb. 26 | 18 | 10 | 5 | 10 | 12 | 17 |
| Mar. 5 | 21 | 14 | 10 | 14 | 15 | 19 |
| Mar. 12 | 14 | 14 | 11 | 13 | 13 | 15 |
| Mar. 19 | 9 | 8 | 5 | 7 | 8 | 11 |
| Mar. 26 | 8 | 9 | 4 | 8 | 8 | 10 |
| Apr. 2 | | | | | | |
| Apr. 9 | | | | | | |
| Apr. 16 | | | | | | |
| Apr. 23 | | | | | | |
| Apr. 30 | | | | | | |
| May 7 | | | | | | |
| May 14 | | | | | | |

NATIONAL POLLS


BA _____ Baseball America
 CB _____ Collegiate Baseball
 NCBWA _____ National Collegiate Baseball Writers Association
 USA _____ USA Today Coaches
 PG _____ Perfect Game
 D1 _____ D1Baseball.com

HIGHEST RANKING THIS SEASON

Poll _____ Date _____ Ranking _____
 Collegiate Baseball _____ March 26 _____ 4

NATIONAL RANKINGS

| BASEBALL AMERICA (March 26) | COLLEGIATE BASEBALL (March 26) | NCBWA (March 26) | USA TODAY COACHES (March 26) | PERFECT GAME (March 26) | D1BASEBALL (March 26) |
|--------------------------------|-----------------------------------|---------------------------|---------------------------------|----------------------------|--------------------------|
| 1. Oregon State | 1. Oregon State | 1. Oregon State | 1. Oregon State | 1. Florida | 1. Oregon State |
| 2. Florida | 2. Stanford | 2. Florida | 2. Florida | 2. Oregon State | 2. Florida |
| 3. Stanford | 3. Florida | 3. Stanford | 3. Stanford | 3. Stanford | 3. Stanford |
| 4. Ole Miss | 4. Vanderbilt | 4. Ole Miss | 4. Ole Miss | 4. Ole Miss | 4. Ole Miss |
| 5. Florida State | 5. UCLA | 5. Florida State | 5. Florida State | 5. Arkansas | 5. Arkansas |
| 6. Arkansas | 6. NC State | 6. Arkansas | 6. Arkansas | 6. NC State | 6. Kentucky |
| 7. Kentucky | 7. Ole Miss | 7. Kentucky | 7. Texas Tech | 7. Kentucky | 7. Florida State |
| 8. Vanderbilt | 8. Clemson | 8. Texas Tech | 8. Vanderbilt | 8. Texas Tech | 8. Vanderbilt |
| 9. Auburn | 9. Florida State | 9. Vanderbilt | 9. NC State | 9. Florida State | 9. Texas Tech |
| 10. NC State | 10. Louisville | 10. NC State | 10. Kentucky | 10. Vanderbilt | 10. NC State |
| 11. Texas Tech | 11. Texas Tech | 11. Auburn | 11. Auburn | 11. Auburn | 11. Indiana |
| 12. Clemson | 12. Illinois | 12. Southern Miss | 12. Clemson | 12. Clemson | 12. Clemson |
| 13. Duke | 13. Duke | 13. UCLA | 13. UCLA | 13. TCU | 13. Auburn |
| 14. Southern Miss | 14. Arkansas | 14. Clemson | 14. Southern Miss | 14. Louisville | 14. Southern Miss |
| 15. UCLA | 15. Kentucky | 15. Indiana | 15. Texas A&M | 15. Texas A&M | 15. UCLA |
| 16. Texas A&M | 16. Auburn | 16. Texas A&M | 16. Indiana | 16. Southern Miss | 16. East Carolina |
| 17. East Carolina | 17. Indiana | 17. Duke | 17. East Carolina | 17. Duke | 17. Texas A&M |
| 18. Indiana | 18. Wichita State | 18. East Carolina | 18. Louisville | 18. Indiana | 18. TCU |
| 19. TCU | 19. LSU | 19. Louisville | 19. Duke | 19. UCLA | 19. Duke |
| 20. Louisville | 20. Coastal Carolina | 20. TCU | 20. TCU | 20. LSU | 20. Louisville |
| 21. LSU | 21. Southern Miss | 21. LSU | 21. LSU | 21. Oklahoma | 21. LSU |
| 22. Illinois | 22. Missouri | 22. Wichita State | 22. Coastal Carolina | 22. East Carolina | 22. Wichita State |
| 23. San Diego State | 23. Georgia | 23. Coastal Carolina | 23. Wichita State | 23. Wichita State | 23. San Diego State |
| 24. Coastal Carolina | 24. San Diego State | 24. UNLV | 24. Georgia | 24. Missouri | 24. Coastal Carolina |
| 25. UCF | 25. Stetson | 25. Illinois | 25. UNLV | 25. Sam Houston St | 25. Illinois |
| | 26. UNLV | 26. San Diego State | | | |
| | 27. Texas A&M | 27. Georgia | | | |
| | 28. East Carolina | 28. UCF | | | |
| | 29. TCU | 29. North Carolina | | | |
| | 30. Houston | 30. College of Charleston | | | |



HAWKINS FIELD

TOP-10 ATTENDANCE MARKS - SINGLE GAME

| | Attendance | Opponent | Date |
|----|------------|-------------------------------|----------------|
| 1. | 3,700 | Tennessee | May 16, 2009 |
| | | Tennessee | May 15, 2009 |
| | | Florida | April 4, 2009 |
| 4. | 3,693 | Arkansas | May 22, 2010 |
| 5. | 3,645 | Tennessee | April 29, 2011 |
| 6. | 3,626 | 24 games - most recent listed | |
| | | Florida | April 15, 2017 |
| | | Florida | April 14, 2017 |
| | | Auburn | May 21, 2016 |
| | | Kentucky | April 17, 2016 |
| | | Kentucky | April 16, 2016 |
| | | South Carolina | April 2, 2016 |

TOP 3-GAME SERIES ATTENDANCE

| | Attendance | Opponent | Dates |
|-----|------------|-------------------|------------------------|
| 1. | 10,878 | Florida | May 7-9, 2015 |
| | | Stanford* | June 6-8, 2014 |
| 3. | 10,661 | Tennessee | March 27-29, 2015 |
| 4. | 10,640 | Kentucky | April 15-17, 2016 |
| 5. | 10,636 | South Carolina | March 31-April 2, 2016 |
| 6. | 10,582 | Mississippi State | March 18-20, 2016 |
| 7. | 10,528 | Georgia | April 29-May 1, 2016 |
| 8. | 10,400 | Florida | April 13-15, 2017 |
| 9. | 10,338 | Tennessee | May 14-16, 2009 |
| 10. | 10,277 | Ole Miss | April 9-11, 2015 |

^ - NCAA Regional * - NCAA Super Regional

HAWKINS FIELD FACTS

- ★ Officially dedicated April 27, 2002
- ★ Capacity (3,626) – 2,200 chairback seats; 1,426 bleacher seats
- ★ Dimensions: LF-310; CF-400; RF-330; Alleys-375
- ★ Since 2007 Vanderbilt is 316-92-1 (.773) at Hawkins Field.
- ★ There have been 110 total sellouts in the stadium's history.
- ★ .736 all-time VU winning percentage (424-151-1) at The Hawk.

YEARLY ATTENDANCE - NCAA RANKINGS

| YEAR | DATES | TOTAL | RANK | AVERAGE |
|------|-------|---------|------|---------|
| 2014 | 40 | 112,426 | 23rd | 2,811 |
| 2015 | 32 | 91,144 | 21st | 2,848 |
| 2016 | 36 | 110,239 | 17th | 3,062 |
| 2017 | 33 | 92,286 | 24th | 2,797 |

MISCELLANEOUS RECORDS

- ★ Most Wins in a Season _____ 34 (2007, 2013)
- ★ Longest Win Streak _____ 15 games (2/18-3/16/07)
- ★ Longest Game (Time) _____ 5:33 vs. Louisville (5/11/10)
- ★ Longest Game (Innings) _____ 17.0 vs. Louisville (5/11/10)

A BRIEF RUN DOWN: HAWKINS FIELD

Hawkins Field serves as the home of the Vanderbilt Commodores and with recently completed facilities it stands as one of the top college baseball parks in the country. Now in its 16th season of existence, greets fans with chairback seats close to the field of play with bleacher seating in the outfield.

Nestled alongside Vanderbilt Stadium and Memorial Gymnasium on the west end of campus, the ballpark was constructed as the Commodores' first baseball-only facility in school history. It was built near the exact location of McGugin Field, which served as baseball's home field for 76 years and part-time football practice field.



THE TIM CORBIN FILE

Personal

Tim Carter Corbin

____ Born: Aug. 5, 1961, at Wolfeboro, N.H.

____ Hometown: Wolfeboro, N.H.

____ Family: Maggie (wife), daughters Molly and Hannah

Education

Ohio Wesleyan

____ Master of Arts in Athletic Administration, 1986

____ Bachelor of Arts in Physical Education, 1984

Playing Experience

Ohio Wesleyan

____ Four-year letterman as an infielder and catcher

Coaching Experience

Vanderbilt Commodores

Head Coach (2003-present)

____ 663-322-1 record (.672)

____ Highest winning % all-time among VU coaches

____ All-time winningest coach in program history

____ 2014 College World Series Champions

____ 2014 national coach of the year

____ 2015 College World Series Runner-Up

____ Three CWS Appearances (2011, 2014, 2015)

____ 12-Straight NCAA Tournament appearances

____ Record-setting 26 SEC wins in 2013

____ 55 pitchers taken in MLB Draft during Corbin era

____ 15 First-Round MLB Draft picks in Corbin era

____ D1Baseball.com's No. 1 program in 2015

____ D1Baseball.com's No. 2 program in 2017

____ 2007 SEC regular season and tournament champs

____ Three SEC regular season titles (2007, 2011, 2013)

Clemson Tigers

Associate Head Coach (2001-02)

Assistant Head Coach (1998-01)

Assistant Coach (1994-98)

____ Fourth-winningest program nationally from 1994-02

____ Nine NCAA Tournament appearances

____ Four CWS appearances (1995, 1996, 2000, 2002)

____ Recruited nine-straight top-25 Classes

____ 20 players earned All-America status

Presbyterian Blue Hose

Head Coach (1988-93)

____ Led restart of dormant program

____ Led transition from NAIA to NCAA Division II

____ 106-138 overall record

Wofford

Assistant Coach (1987)

Ohio State Buckeyes

Graduate Assistant Coach (1985-86)



In his 16th season at Vanderbilt, Tim Corbin has transformed Vanderbilt into one of the national powers of college baseball and taken the program to unprecedented success winning the school's first-ever men's national title in 2014.

Corbin's owns a 663-322-1 (.672) at Vanderbilt and became the program's all-time winningest coach on March 4. He is also first in winning percentage for coaches with 100 games or more.

Under Corbin, Vanderbilt boasts the Southeastern Conference's longest streak of consecutive NCAA Tournament appearances at 12. The Does have advanced to a Super Regional in four of the last five years.

In 2015, Vanderbilt returned to the College World Series for the third time in five years with team's fourth 50-win season in the last four making it back to the CWS Finals before losing in three games to Virginia. The Does captured the SEC East with a 20-10 mark.

The 2014 Commodores topped Virginia in the College World Series finals in three games to claim the title in just the Does' second trip to Omaha. For the third time in four years Vandy hosted NCAA Regionals and Super Regionals, topping Oregon in the Regional final and Stanford in the Super Regionals.

Vanderbilt's 2013 team was one for the ages as the Commodores matched the school record with a 54-12 record and smashed the SEC record with a 26-3 mark to win the league title.

| Year | Overall | Conf. | Place | Home | Road | Neutral | SEC Tourn | NCAA |
|---------------|------------------|------------------|-----------|------------------|----------------|--------------|--------------|--------------|
| 2003 | 27-28 | 14-16 | T-6th | 19-10 | 6-14 | 2-4 | 0-2 | -- |
| 2004 | 45-19 | 16-14 | 7th | 28-5 | 11-11 | 6-3 | 3-1 | 3-2 |
| 2005 | 34-21 | 13-17 | 8th | 23-12 | 11-9 | 0-0 | -- | -- |
| 2006 | 38-27 | 16-14 | 6th | 23-12 | 10-11 | 5-4 | 3-2 | 2-2 |
| 2007 | 54-13 | 22-8 | 1st | 34-4 | 12-8 | 8-1 | 5-1 | 3-2 |
| 2008 | 41-22 | 15-14 | T-4th | 22-9 | 12-9 | 7-4 | 3-2 | 1-2 |
| 2009 | 37-27 | 12-17 | 8th | 22-11 | 10-14 | 5-3 | 3-1 | 3-2 |
| 2010 | 46-20 | 16-12 | 5th | 27-6 | 13-11 | 6-3 | 1-2 | 5-3 |
| 2011 | 54-12 | 22-8 | T-1st | 33-4 | 16-5 | 5-3 | 3-1 | 7-2 |
| 2012 | 35-28 | 16-14 | T-5th | 22-12 | 7-13 | 6-3 | 5-1 | 2-2 |
| 2013 | 54-12 | 26-3 | 1st | 34-7 | 17-3 | 3-2 | 3-2 | 3-3 |
| 2014 | 51-21 | 17-13 | 6th | 31-10 | 13-7 | 7-4 | 1-2 | 10-3 |
| 2015 | 51-21 | 20-10 | 2nd | 28-8 | 15-7 | 8-6 | 3-2 | 9-2 |
| 2016 | 43-19 | 18-12 | 6th | 31-7 | 9-10 | 3-2 | 2-2 | 0-2 |
| 2017 | 36-25-1 | 15-13-1 | 6th | 21-11-1 | 10-12 | 5-2 | 0-1 | 3-3 |
| 2018 | 17-7 | 5-1 | -- | 11-3 | 4-1 | 2-3 | -- | -- |
| Career | 663-322-1 | 263-186-1 | -- | 409-131-1 | 176-145 | 78-47 | 35-22 | 51-30 |

ASSISTANT COACHES



SCOTT BROWN
Assoc. Head Coach



MIKE BAXTER
Assistant Coach



DAVID MACIAS
Volunteer Assistant

2018 INDIVIDUAL STATISTICS

9 ★ Garrett Blaylock ★ Freshman

IF ★ T.C. Roberson HS ★ Asheville, N.C.

HITTING CAREER HIGHS

Hits: _____ 1, 3x, last vs. Austin Peay (2/27/18)
 Runs: _____ 2, vs. Presbyterian (2/21/18)
 RBI: _____ 2, vs. UMass-Lowell (2/23/18)
 Walks: _____
 HRs: _____
 Strikeouts: _____ 1, 3x, last vs. Belmont (3/21/18)
 Stolen Bases: _____

GAME-BY-GAME STATS

| DATE | OPP. | GS | AB | R | H | RBI | 2B | 3B | HR | BB | K | SB | CS | E | Avg. |
|---------------|---------|----------|----------|----------|----------|----------|----------|----------|----------|----------|----------|----------|----------|----------|-------------|
| 2/18 | DUKE | | 0 | 0 | 0 | 0 | 0 | 0 | 0 | 0 | 0 | 0 | 0 | 0 | .000 |
| 2/20 | PRESBY | | 0 | 0 | 0 | 0 | 0 | 0 | 0 | 0 | 0 | 0 | 0 | 0 | .000 |
| 2/21 | PRESBY | | 2 | 2 | 1 | 1 | 1 | 0 | 0 | 0 | 0 | 0 | 0 | 0 | .500 |
| 2/23 | UML | | 1 | 1 | 1 | 2 | 0 | 0 | 0 | 0 | 0 | 0 | 0 | 0 | .667 |
| 2/24 | UML | | 0 | 0 | 0 | 0 | 0 | 0 | 0 | 0 | 0 | 0 | 0 | 0 | .667 |
| 2/25 | UML | | 1 | 0 | 0 | 0 | 0 | 0 | 0 | 0 | 0 | 0 | 0 | 0 | .500 |
| 2/27 | APSU | | 2 | 0 | 1 | 1 | 0 | 0 | 0 | 0 | 1 | 0 | 0 | 0 | .500 |
| 3/17 | at MSST | | 1 | 0 | 0 | 0 | 0 | 0 | 0 | 0 | 1 | 0 | 0 | 0 | .429 |
| 3/21 | vs. BEL | | 2 | 0 | 0 | 0 | 0 | 0 | 0 | 0 | 1 | 0 | 0 | 0 | .333 |
| Totals | | 0 | 9 | 3 | 3 | 4 | 1 | 0 | 0 | 0 | 3 | 0 | 0 | 0 | .333 |

51 ★ JJ Bleday ★ Sophomore

OF ★ A. Crawford Mosley HS ★ Panama City Beach, Fla.

HITTING CAREER HIGHS

Hits: _____ 3, 4x, last vs. Eastern Kentucky (3/14/18)
 Runs: _____ 2, 4x, last at Clemson (6/5/17)
 RBI: _____ 3, 3x, last vs. St. Mary's (3/10/17)
 Walks: _____ 3, 2x, last vs. Belmont (3/21/18)
 HRs: _____ 1, 5x, last vs. Houston (3/4/18)
 Strikeouts: _____ 2, 7x, last vs. LSU (3/25/18)
 Stolen Bases: _____ 1, at Mississippi State (3/17/18)

GAME-BY-GAME STATS

| DATE | OPP. | GS | AB | R | H | RBI | 2B | 3B | HR | BB | K | SB | CS | E | Avg. |
|---------------|----------|-----------|-----------|-----------|-----------|----------|----------|----------|----------|-----------|-----------|----------|----------|----------|-------------|
| 2/16 | DUKE | * | 4 | 0 | 2 | 0 | 1 | 0 | 0 | 0 | 0 | 0 | 0 | 0 | .500 |
| 2/17 | DUKE | * | 2 | 0 | 1 | 0 | 0 | 0 | 0 | 0 | 1 | 0 | 0 | 0 | .500 |
| 2/20 | PRESBY | | 2 | 1 | 1 | 0 | 0 | 0 | 0 | 0 | 1 | 0 | 0 | 0 | .500 |
| 2/21 | PRESBY | * | 2 | 0 | 0 | 0 | 0 | 0 | 0 | 1 | 0 | 0 | 0 | 0 | .400 |
| 2/23 | UML | | 2 | 1 | 2 | 1 | 0 | 0 | 1 | 0 | 0 | 0 | 0 | 0 | .500 |
| 2/24 | UML | * | 3 | 1 | 0 | 0 | 0 | 0 | 0 | 1 | 1 | 0 | 0 | 0 | .400 |
| 2/25 | UML | * | 3 | 1 | 1 | 0 | 0 | 0 | 0 | 1 | 0 | 0 | 0 | 0 | .389 |
| 2/27 | APSU | | 1 | 1 | 1 | 1 | 0 | 0 | 1 | 0 | 0 | 0 | 0 | 0 | .421 |
| 2/28 | ISU | * | 3 | 1 | 1 | 0 | 0 | 0 | 0 | 0 | 1 | 0 | 0 | 0 | .409 |
| 4/02 | vs. SHSU | * | 4 | 1 | 2 | 0 | 0 | 0 | 0 | 0 | 1 | 0 | 0 | 0 | .423 |
| 4/03 | vs. ULL | * | 4 | 0 | 0 | 0 | 0 | 0 | 0 | 0 | 1 | 0 | 0 | 0 | .367 |
| 3/04 | vs. UH | * | 4 | 1 | 2 | 2 | 0 | 0 | 1 | 1 | 1 | 0 | 0 | 0 | .382 |
| 3/07 | at LSBU | * | 3 | 1 | 1 | 0 | 0 | 0 | 0 | 1 | 0 | 0 | 0 | 0 | .378 |
| 3/09 | at UCLA | * | 3 | 0 | 2 | 1 | 1 | 0 | 0 | 2 | 0 | 0 | 0 | 0 | .400 |
| 3/11 | vs. TCU | * | 3 | 1 | 1 | 0 | 0 | 0 | 0 | 1 | 1 | 0 | 0 | 0 | .395 |
| 3/14 | EKU | * | 5 | 1 | 3 | 1 | 0 | 0 | 0 | 0 | 0 | 0 | 0 | 0 | .417 |
| 3/16 | at MSST | * | 5 | 0 | 2 | 0 | 1 | 0 | 0 | 0 | 1 | 0 | 0 | 0 | .415 |
| 3/17 | at MSST | * | 5 | 1 | 2 | 1 | 0 | 0 | 0 | 0 | 2 | 1 | 1 | 0 | .414 |
| 3/18 | at MSST | * | 4 | 1 | 1 | 0 | 0 | 0 | 0 | 1 | 0 | 0 | 0 | 0 | .403 |
| 3/21 | vs. BEL | | 2 | 1 | 0 | 0 | 0 | 0 | 0 | 3 | 1 | 0 | 0 | 0 | .391 |
| 3/23 | LSU | * | 4 | 0 | 1 | 0 | 0 | 0 | 0 | 0 | 2 | 0 | 0 | 0 | .382 |
| 3/24 | LSU | * | 4 | 0 | 2 | 1 | 0 | 0 | 0 | 0 | 0 | 0 | 0 | 0 | .389 |
| 3/25 | LSU | * | 3 | 0 | 1 | 0 | 0 | 0 | 0 | 0 | 2 | 0 | 0 | 0 | .387 |
| Totals | | 19 | 75 | 14 | 29 | 8 | 3 | 0 | 3 | 12 | 16 | 1 | 1 | 0 | .387 |

40 ★ Aaron Brown ★ Freshman

RHP ★ Mt. Juliet HS ★ Mt. Juliet, Tenn.

PITCHING CAREER HIGHS

Innings Pitched: _____ 2.0, vs. Indiana State (2/28/18)
 Strikeouts: _____ 2, 2x, last at Mississippi State (3/17/18)
 Hits Allowed: _____ 3, vs. Presbyterian (2/21/18)
 Walks Allowed: _____ 1, 3x, last vs. LSU (3/24/18)
 Runs Allowed: _____ 2, vs. Presbyterian (2/21/18)

GAME-BY-GAME STATS

| DATE | OPP. | GS | IP | H | R | ER | BB | SO | WP | HBP | W-L | SV | ERA |
|---------------|---------|----------|------------|----------|----------|----------|----------|----------|----------|----------|------------|----------|-------------|
| 2/16 | DUKE | | 1.0 | 1 | 0 | 0 | 0 | 1 | 0 | 0 | 0-0 | 0 | 0.00 |
| 2/21 | PRESBY | | 1.0 | 3 | 2 | 1 | 0 | 1 | 0 | 0 | 0-0 | 0 | 4.50 |
| 2/28 | ISU | | 2.0 | 1 | 0 | 0 | 1 | 1 | 0 | 1 | 1-0 | 0 | 2.25 |
| 3/14 | EKU | | 1.0 | 1 | 0 | 0 | 1 | 2 | 0 | 0 | 1-0 | 0 | 1.80 |
| 3/17 | at MSST | | 1.0 | 2 | 1 | 1 | 0 | 2 | 0 | 0 | 1-0 | 0 | 3.00 |
| 3/24 | LSU | | 1.0 | 0 | 0 | 0 | 1 | 0 | 0 | 0 | 1-0 | 0 | 2.57 |
| Totals | | 0 | 7.0 | 8 | 3 | 2 | 3 | 7 | 0 | 1 | 1-0 | 0 | 2.57 |

21 ★ Tyler Brown ★ Freshman

RHP ★ Olentangy Orange HS ★ Ashland, Ohio

PITCHING CAREER HIGHS

Innings Pitched: _____ 4.0, 2x, last at Mississippi State (3/18/18)
 Strikeouts: _____ 6, 2x, last at Mississippi State (3/18/18)
 Hits Allowed: _____ 3, at UCLA (3/9/18)
 Walks Allowed: _____ 1, 2x, last at Mississippi State (3/18/18)
 Runs Allowed: _____ 2, 2x, last vs. Sam Houston State (3/2/18)

GAME-BY-GAME STATS

| DATE | OPP. | GS | IP | H | R | ER | BB | SO | WP | HBP | W-L | SV | ERA |
|---------------|----------|----------|-------------|-----------|----------|----------|----------|-----------|----------|----------|------------|----------|-------------|
| 2/17 | DUKE | | 3.0 | 2 | 2 | 2 | 0 | 5 | 0 | 0 | 0-0 | 0 | 6.00 |
| 2/25 | UML | | 4.0 | 1 | 0 | 0 | 0 | 6 | 0 | 0 | 1-0 | 0 | 2.57 |
| 3/02 | vs. SHSU | | 1.0 | 2 | 2 | 2 | 0 | 0 | 0 | 0 | 1-1 | 0 | 4.70 |
| 3/04 | vs. UH | | 1.0 | 1 | 0 | 0 | 0 | 1 | 0 | 0 | 1-1 | 0 | 4.15 |
| 3/09 | at UCLA | | 2.0 | 3 | 0 | 0 | 1 | 4 | 0 | 0 | 1-1 | 1 | 3.38 |
| 3/18 | at MSST | | 4.0 | 2 | 0 | 0 | 1 | 6 | 0 | 0 | 1-1 | 2 | 2.45 |
| Totals | | 0 | 14.2 | 11 | 4 | 4 | 2 | 22 | 0 | 0 | 1-1 | 2 | 3.38 |

5 ★ Philip Clarke ★ Freshman

C ★ Christ Presbyterian Academy ★ Franklin, Tenn.

HITTING CAREER HIGHS

Hits: _____ 3, vs. Belmont (3/21/18)
 Runs: _____ 2, vs. UMass-Lowell (2/25/18)
 RBI: _____ 3, 3x, last vs. Presbyterian (2/2/18)
 Walks: _____ 4, vs. UMass-Lowell (2/23/18)
 HRs: _____ 1, vs. Presbyterian (2/21/18)
 Strikeouts: _____ 2, 3x, last at Mississippi State (3/17/18)
 Stolen Bases: _____ 2, vs. UMass-Lowell (2/25/18)

GAME-BY-GAME STATS

| DATE | OPP. | GS | AB | R | H | RBI | 2B | 3B | HR | BB | K | SB | CS | E | Avg. |
|---------------|---------|-----------|-----------|----------|-----------|-----------|----------|----------|----------|-----------|-----------|----------|----------|----------|-------------|
| 2/16 | DUKE | | 5 | 0 | 2 | 3 | 0 | 0 | 0 | 0 | 0 | 0 | 0 | 0 | .400 |
| 2/17 | DUKE | * | 4 | 0 | 1 | 0 | 0 | 0 | 0 | 0 | 1 | 0 | 0 | 0 | .333 |
| 2/18 | DUKE | | 4 | 0 | 1 | 3 | 0 | 0 | 0 | 0 | 1 | 0 | 0 | 0 | .308 |
| 2/21 | PRESBY | * | 3 | 1 | 1 | 3 | 0 | 0 | 1 | 1 | 0 | 0 | 0 | 0 | .312 |
| 2/23 | UML | | 1 | 0 | 1 | 1 | 0 | 0 | 0 | 4 | 0 | 0 | 0 | 0 | .353 |
| 2/24 | UML | * | 3 | 0 | 0 | 0 | 0 | 0 | 0 | 1 | 2 | 0 | 0 | 0 | .300 |
| 2/25 | UML | | 3 | 2 | 2 | 1 | 0 | 0 | 0 | 2 | 0 | 2 | 0 | 0 | .348 |
| 2/27 | APSU | | 4 | 1 | 2 | 0 | 0 | 0 | 0 | 1 | 1 | 1 | 0 | 0 | .370 |
| 2/28 | ISU | * | 3 | 0 | 0 | 1 | 0 | 0 | 0 | 0 | 0 | 0 | 0 | 0 | .333 |
| 3/03 | vs. ULL | * | 4 | 0 | 0 | 0 | 0 | 0 | 0 | 0 | 0 | 0 | 0 | 0 | .294 |
| 3/04 | vs. UH | | 3 | 0 | 1 | 0 | 0 | 0 | 0 | 2 | 2 | 0 | 0 | 0 | .297 |
| 3/07 | at LBSU | * | 3 | 0 | 1 | 0 | 0 | 0 | 0 | 1 | 1 | 0 | 0 | 0 | .300 |
| 3/09 | at UCLA | * | 4 | 0 | 0 | 0 | 0 | 0 | 0 | 0 | 1 | 0 | 0 | 0 | .273 |
| 3/14 | EKU | | 2 | 0 | 0 | 0 | 0 | 0 | 0 | 0 | 0 | 0 | 0 | 0 | .261 |
| 3/16 | at MSST | * | 4 | 1 | 2 | 0 | 2 | 0 | 0 | 0 | 1 | 0 | 0 | 0 | .280 |
| 3/17 | at MSST | * | 4 | 1 | 1 | 1 | 1 | 0 | 0 | 0 | 2 | 0 | 0 | 0 | .278 |
| 3/18 | at MSST | | 3 | 0 | 0 | 0 | 0 | 0 | 0 | 2 | 0 | 0 | 0 | 0 | .263 |
| 3/21 | vs. BEL | * | 5 | 0 | 3 | 1 | 0 | 0 | 0 | 0 | 0 | 0 | 1 | 0 | .290 |
| 3/23 | LSU | * | 4 | 1 | 1 | 0 | 1 | 0 | 0 | 0 | 0 | 0 | 0 | 0 | .288 |
| 3/24 | LSU | * | 4 | 0 | 0 | 0 | 0 | 0 | 0 | 0 | 0 | 0 | 0 | 0 | .271 |
| 3/25 | LSU | * | 3 | 1 | 1 | 0 | 0 | 0 | 0 | 0 | 0 | 1 | 0 | 0 | .274 |
| Totals | | 13 | 73 | 8 | 20 | 14 | 4 | 0 | 1 | 14 | 12 | 4 | 1 | 0 | .274 |

42 ★ Maddux Conger ★ Junior

RHP ★ Stephenville HS ★ Stephenville, Texas

PITCHING CAREER HIGHS

Innings Pitched: _____ 5.0, vs. Presbyterian (2/20/18)
 Strikeouts: _____ 6, vs. Evansville (2/22/17)
 Hits Allowed: _____ 7, vs. Southeastern La. (2/28/17)
 Walks Allowed: _____ 5, 2x, last vs. Austin Peay (2/27/18)
 Runs Allowed: _____ 5, 2x, last vs. Austin Peay (2/27/18)

GAME-BY-GAME STATS

| DATE | OPP. | GS | IP | H | R | ER | BB | SO | WP | HBP | W-L | SV | ERA |
|---------------|--------|----------|-------------|----------|----------|----------|----------|-----------|----------|----------|------------|----------|-------------|
| 2/20 | PRESBY | * | 5.0 | 3 | 0 | 0 | 2 | 5 | 0 | 1 | 1-0 | 0 | 0.00 |
| 2/27 | APSU | | 4.0 | 3 | 5 | 1 | 5 | 3 | 3 | 0 | 1-0 | 0 | 1.00 |
| 3/14 | EKU | | 1.0 | 2 | 1 | 1 | 2 | 3 | 0 | 0 | 1-0 | 0 | 1.80 |
| Totals | | 1 | 10.0 | 8 | 6 | 2 | 9 | 11 | 3 | 0 | 1-0 | 0 | 1.80 |

3 ★ Cooper Davis ★ Freshman

OF ★ St. Aloysius Gonzaga HS ★ Mississauga, Ontario

HITTING CAREER HIGHS

Hits: _____ 1, vs. Presbyterian (2/21/18)
 Runs: _____ 1, 2x, last vs. UMass-Lowell (2/24/18)
 RBI: _____ 1, 2x, last vs. UMass-Lowell (2/24/18)
 Walks: _____ 1, vs. UMass-Lowell (2/23/18)
 HRs: _____
 Strikeouts: _____
 Stolen Bases: _____

GAME-BY-GAME STATS

| DATE | OPP. | GS | AB | R | H | RBI | 2B | 3B | HR | BB | K | SB | CS | E | Avg. |
|---------------|--------|----------|----------|----------|----------|----------|----------|----------|----------|----------|----------|----------|----------|----------|-------------|
| 2/21 | PRESBY | | 2 | 1 | 1 | 1 | 0 | 0 | 0 | 0 | 0 | 0 | 0 | 0 | .500 |
| 2/23 | UML | | 0 | 0 | 0 | 1 | 0 | 0 | 0 | 1 | 0 | 0 | 0 | 0 | .500 |
| 2/24 | UML | | 0 | 1 | 0 | 0 | 0 | 0 | 0 | 0 | 0 | 0 | 0 | 0 | .500 |
| 2/27 | UML | | 1 | 0 | 0 | 0 | 0 | 0 | 0 | 0 | 0 | 0 | 0 | 0 | .333 |
| Totals | | 0 | 3 | 2 | 1 | 2 | 0 | 0 | 0 | 1 | 0 | 0 | 0 | 0 | .333 |

27 ★ Chandler Day ★ Junior

RHP ★ Watkins Memorial HS ★ Granville, Ohio

PITCHING CAREER HIGHS

Innings Pitched: _____ 9.0, vs. Lipscomb (3/28/17)
 Strikeouts: _____ 10, vs. UT Martin (4/4/17)
 Hits Allowed: _____ 8, vs. LSU (4/7/16)
 Walks Allowed: _____ 5, vs. Lipscomb (3/28/17)
 Runs Allowed: _____ 6, at Middle Tennessee (3/22/16)

GAME-BY-GAME STATS

| DATE | OPP. | GS | IP | H | R | ER | BB | SO | WP | HBP | W-L | SV | ERA |
|---------------|---------|----------|-------------|-----------|----------|----------|----------|-----------|----------|----------|------------|----------|-------------|
| 2/18 | DUKE | * | 4.0 | 3 | 1 | 1 | 2 | 6 | 0 | 1 | 0-0 | 0 | 2.25 |
| 2/25 | UML | * | 5.0 | 3 | 2 | 2 | 1 | 6 | 0 | 1 | 0-0 | 0 | 3.00 |
| 3/04 | vs. UH | * | 3.0 | 5 | 2 | 2 | 0 | 1 | 2 | 0 | 0-0 | 0 | 3.75 |
| 3/11 | EKU | | 1.0 | 2 | 2 | 2 | 1 | 0 | 1 | 0 | 0-0 | 0 | 4.85 |
| 3/21 | vs. BEL | | 2.0 | 0 | 1 | 1 | 2 | 2 | 0 | 0 | 0-0 | 0 | 4.80 |
| Totals | | 3 | 15.0 | 13 | 8 | 8 | 6 | 15 | 3 | 2 | 0-0 | 0 | 4.80 |

18 ★ Pat DeMarco ★ Freshman

OF ★ Winder-Barrow HS ★ Staten Island, N.Y.

HITTING CAREER HIGHS

Hits: _____ 3, 3x, last vs. Presbyterian (2/20/18)
 Runs: _____ 3, vs. Austin Peay (2/27/18)
 RBI: _____ 4, vs. Houston (3/4/18)
 Walks: _____ 2, vs. Austin Peay (2/27/18)
 HRs: _____ 1, 2x, last vs. LSU (3/23/18)
 Strikeouts: _____ 3, at Mississippi State (3/16/18)
 Stolen Bases: _____ 1, 4x, last vs. Austin Peay (2/27/18)

GAME-BY-GAME STATS

| DATE | OPP. | GS | AB | R | H | RBI | 2B | 3B | HR | BB | K | SB | CS | E | Avg. |
|---------------|----------|----|-----------|-----------|-----------|-----------|-----------|----------|----------|----------|----------|-----------|----------|----------|-------------|
| 2/16 | DUKE | * | 4 | 2 | 3 | 0 | 1 | 0 | 0 | 1 | 1 | 1 | 0 | 0 | .750 |
| 2/17 | DUKE | * | 5 | 1 | 2 | 1 | 0 | 0 | 0 | 0 | 1 | 0 | 0 | 0 | .556 |
| 2/18 | DUKE | * | 4 | 2 | 3 | 0 | 0 | 0 | 0 | 0 | 0 | 0 | 0 | 0 | .615 |
| 2/20 | PRESBY | * | 4 | 2 | 3 | 2 | 2 | 0 | 0 | 0 | 0 | 0 | 0 | 0 | .647 |
| 2/21 | PRESBY | * | 4 | 0 | 1 | 1 | 1 | 0 | 0 | 0 | 0 | 0 | 0 | 0 | .571 |
| 2/23 | UML | * | 3 | 0 | 0 | 0 | 0 | 0 | 0 | 1 | 1 | 0 | 0 | 0 | .500 |
| 2/24 | UML | * | 5 | 1 | 2 | 0 | 0 | 0 | 0 | 0 | 2 | 1 | 0 | 0 | .483 |
| 2/25 | UML | * | 3 | 0 | 1 | 0 | 0 | 0 | 0 | 1 | 1 | 1 | 0 | 0 | .469 |
| 2/27 | APSU | * | 3 | 3 | 2 | 2 | 1 | 0 | 0 | 2 | 0 | 1 | 0 | 0 | .486 |
| 2/28 | ISU | * | 4 | 1 | 2 | 2 | 1 | 0 | 1 | 0 | 2 | 0 | 0 | 0 | .487 |
| 3/02 | vs. SHSU | * | 4 | 0 | 0 | 0 | 0 | 0 | 0 | 0 | 1 | 0 | 0 | 0 | .442 |
| 3/03 | vs. ULL | * | 4 | 0 | 1 | 0 | 0 | 0 | 0 | 0 | 0 | 0 | 0 | 0 | .426 |
| 3/04 | vs. UH | * | 5 | 1 | 2 | 4 | 1 | 0 | 0 | 0 | 0 | 0 | 0 | 0 | .423 |
| 3/07 | at LBSU | * | 4 | 0 | 0 | 0 | 0 | 0 | 0 | 0 | 1 | 0 | 0 | 0 | .393 |
| 3/09 | at UCLA | * | 5 | 0 | 0 | 1 | 0 | 0 | 0 | 0 | 0 | 0 | 0 | 0 | .361 |
| 3/11 | vs. TCU | * | 3 | 2 | 2 | 1 | 0 | 0 | 0 | 1 | 0 | 0 | 0 | 0 | .375 |
| 3/14 | EKU | * | 5 | 1 | 1 | 0 | 0 | 0 | 0 | 0 | 0 | 0 | 0 | 0 | .362 |
| 3/16 | at MSST | * | 5 | 1 | 2 | 2 | 0 | 1 | 0 | 0 | 3 | 0 | 0 | 0 | .365 |
| 3/17 | at MSST | * | 5 | 1 | 2 | 2 | 0 | 0 | 0 | 0 | 2 | 0 | 0 | 0 | .367 |
| 3/18 | at MSST | * | 4 | 0 | 1 | 0 | 0 | 0 | 0 | 1 | 1 | 0 | 0 | 0 | .361 |
| 3/21 | vs. BEL | * | 5 | 1 | 2 | 0 | 0 | 0 | 0 | 0 | 2 | 0 | 0 | 0 | .364 |
| 3/23 | LSU | * | 4 | 1 | 2 | 2 | 0 | 0 | 1 | 0 | 1 | 0 | 0 | 0 | .370 |
| 3/24 | LSU | * | 4 | 0 | 1 | 0 | 0 | 0 | 0 | 0 | 0 | 0 | 0 | 0 | .365 |
| 3/25 | LSU | * | 3 | 0 | 0 | 0 | 0 | 0 | 0 | 0 | 1 | 0 | 0 | 0 | .354 |
| Totals | | | 24 | 99 | 20 | 35 | 20 | 7 | 1 | 2 | 7 | 20 | 4 | 0 | .354 |

20 ★ Ty Duvall ★ Sophomore

C ★ Lebanon HS ★ Lebanon, Ohio

HITTING CAREER HIGHS

Hits: _____ 3, vs. Western Kentucky (3/14/17)
 Runs: _____ 1, 6x, last vs. UMass-Lowell (2/23/18)
 RBI: _____ 2, 2x, last vs. UT Martin (4/4/17)
 Walks: _____ 2, vs. UMass-Lowell (2/23/18)
 HRs: _____
 Strikeouts: _____ 2, vs. Austin Peay (2/27/18)
 Stolen Bases: _____

GAME-BY-GAME STATS

| DATE | OPP. | GS | AB | R | H | RBI | 2B | 3B | HR | BB | K | SB | CS | E | Avg. |
|---------------|---------|----|----------|----------|----------|----------|----------|----------|----------|----------|----------|----------|----------|----------|-------------|
| 2/16 | DUKE | | 0 | 0 | 0 | 0 | 0 | 0 | 0 | 0 | 0 | 0 | 0 | 0 | .000 |
| 2/21 | PRESBY | | 1 | 1 | 0 | 0 | 0 | 0 | 0 | 1 | 0 | 0 | 0 | 0 | .000 |
| 2/23 | UML | | 0 | 1 | 0 | 0 | 0 | 0 | 0 | 2 | 0 | 0 | 0 | 0 | .000 |
| 2/24 | UML | | 0 | 0 | 0 | 0 | 0 | 0 | 0 | 0 | 0 | 0 | 0 | 0 | .000 |
| 2/27 | APSU | | 2 | 0 | 0 | 0 | 0 | 0 | 0 | 0 | 2 | 0 | 0 | 0 | .000 |
| 3/14 | EKU | * | 1 | 0 | 0 | 0 | 0 | 0 | 0 | 1 | 1 | 0 | 0 | 0 | .000 |
| 3/17 | at MSST | | 1 | 0 | 1 | 0 | 0 | 0 | 0 | 0 | 0 | 0 | 0 | 0 | .200 |
| Totals | | | 0 | 5 | 2 | 1 | 0 | 0 | 0 | 4 | 3 | 0 | 0 | 0 | .200 |

39 ★ Jake Eder ★ Freshman

LHP ★ Calvary Christian Academy ★ Ocean Ridge, Fla.

PITCHING CAREER HIGHS

Innings Pitched: _____ 5.0, 2x, last at Long Beach State (3/7/18)
 Strikeouts: _____ 7, at Long Beach State (3/7/18)
 Hits Allowed: _____ 3, vs. Indiana State (2/28/18)
 Walks Allowed: _____ 4, at Long Beach State (3/7/18)
 Runs Allowed: _____ 4, vs. Indiana State (2/28/18)

GAME-BY-GAME STATS

| DATE | OPP. | GS | IP | H | R | ER | BB | SO | WP | HBP | W-L | SV | ERA |
|---------------|---------|----|----------|-------------|----------|----------|----------|----------|-----------|----------|------------|----------|-------------|
| 2/21 | PRESBY | * | 4.0 | 1 | 0 | 0 | 0 | 4 | 0 | 1 | 1-0 | 0 | 0.00 |
| 2/28 | ISU | * | 5.0 | 3 | 4 | 4 | 1 | 5 | 0 | 0 | 1-0 | 0 | 4.00 |
| 3/07 | at LBSU | * | 5.0 | 0 | 0 | 0 | 4 | 7 | 0 | 0 | 1-0 | 0 | 2.57 |
| 3/14 | EKU | * | 1.0 | 1 | 2 | 1 | 1 | 1 | 0 | 0 | 1-1 | 0 | 3.00 |
| 3/21 | vs. BEL | * | 4.1 | 2 | 2 | 2 | 2 | 4 | 1 | 0 | 1-2 | 0 | 3.26 |
| Totals | | | 5 | 19.1 | 7 | 8 | 7 | 8 | 21 | 1 | 1-2 | 0 | 3.26 |

66 ★ Drake Fellows ★ Sophomore

RHP ★ Joliet Catholic Academy ★ Plainfield, Ill.

PITCHING CAREER HIGHS

Innings Pitched: _____ 8.0, vs. St. Mary's (3/12/17)
 Strikeouts: _____ 10, vs. Alabama (5/20/17)
 Hits Allowed: _____ 8, vs. CSUN (3/5/17)
 Walks Allowed: _____ 5, at Mississippi State (3/16/18)
 Runs Allowed: _____ 6, vs. Florida (4/15/17)

GAME-BY-GAME STATS

| DATE | OPP. | GS | IP | H | R | ER | BB | SO | WP | HBP | W-L | SV | ERA |
|---------------|----------|----|----------|-------------|-----------|----------|----------|-----------|-----------|----------|------------|----------|-------------|
| 2/16 | DUKE | * | 4.1 | 1 | 1 | 1 | 4 | 4 | 0 | 2 | 0-0 | 0 | 2.08 |
| 2/23 | UML | * | 5.0 | 2 | 0 | 0 | 1 | 8 | 0 | 0 | 1-0 | 0 | 0.96 |
| 3/02 | vs. SHSU | * | 6.0 | 5 | 2 | 2 | 1 | 8 | 0 | 1 | 0-0 | 0 | 1.76 |
| 3/09 | at UCLA | * | 7.0 | 6 | 3 | 3 | 1 | 9 | 0 | 0 | 2-0 | 0 | 2.42 |
| 3/16 | at MSST | * | 6.0 | 3 | 0 | 0 | 5 | 7 | 1 | 0 | 3-0 | 0 | 1.91 |
| 3/23 | LSU | * | 5.0 | 5 | 2 | 2 | 3 | 4 | 0 | 1 | 4-0 | 0 | 2.16 |
| Totals | | | 6 | 33.1 | 22 | 8 | 8 | 15 | 40 | 1 | 4-0 | 0 | 2.16 |

13 ★ Kiambu Fentress ★ Redshirt Sophomore

OF ★ Ensworth HS ★ Nashville, Tenn.

HITTING CAREER HIGHS

Hits: _____ 1, at Middle Tennessee (4/18/17)
 Runs: _____
 RBI: _____ 1, vs. Austin Peay (2/27/18)
 Walks: _____
 HRs: _____
 Strikeouts: _____ 1, 2x, last vs. UMass-Lowell (2/23/18)
 Stolen Bases: _____

GAME-BY-GAME STATS

| DATE | OPP. | GS | AB | R | H | RBI | 2B | 3B | HR | BB | K | SB | CS | E | Avg. |
|---------------|--------|----------|----------|----------|----------|----------|----------|----------|----------|----------|----------|----------|----------|----------|-------------|
| 2/18 | DUKE | | 0 | 0 | 0 | 0 | 0 | 0 | 0 | 0 | 0 | 0 | 0 | 0 | .000 |
| 2/20 | PRESBY | | 0 | 0 | 0 | 0 | 0 | 0 | 0 | 0 | 0 | 0 | 0 | 0 | .000 |
| 2/21 | PRESBY | | 2 | 0 | 0 | 0 | 0 | 0 | 0 | 0 | 1 | 0 | 0 | 0 | .000 |
| 2/23 | UML | | 1 | 0 | 0 | 0 | 0 | 0 | 0 | 0 | 1 | 0 | 0 | 0 | .000 |
| 2/24 | UML | | 1 | 0 | 0 | 0 | 0 | 0 | 0 | 0 | 0 | 0 | 0 | 0 | .000 |
| 2/25 | UML | | 0 | 0 | 0 | 0 | 0 | 0 | 0 | 0 | 0 | 0 | 0 | 0 | .000 |
| 2/27 | APSU | | 1 | 0 | 0 | 1 | 0 | 0 | 0 | 0 | 0 | 0 | 0 | 0 | .000 |
| Totals | | 0 | 5 | 0 | 0 | 1 | 0 | 0 | 0 | 0 | 2 | 0 | 0 | 0 | .000 |

32 ★ Hugh Fisher ★ Freshman

LHP ★ Briarcrest Christian HS ★ Eads, Tenn.

PITCHING CAREER HIGHS

Innings Pitched: _____ 2.0, vs. Presbyterian (2/20/18)
 Strikeouts: _____ 2, vs. Eastern Kentucky (3/14/18)
 Hits Allowed: _____ 2, vs. Belmont (3/21/18)
 Walks Allowed: _____ 1, vs. Belmont (3/21/18)
 Runs Allowed: _____ 1, vs. Belmont (3/21/18)

GAME-BY-GAME STATS

| DATE | OPP. | GS | IP | H | R | ER | BB | SO | WP | HBP | W-L | SV | ERA |
|---------------|---------|----------|------------|----------|----------|----------|----------|----------|----------|----------|------------|----------|-------------|
| 2/20 | PRESBY | | 2.0 | 0 | 0 | 0 | 0 | 0 | 0 | 0 | 0-0 | 0 | 0.00 |
| 3/03 | vs. ULL | | 0.0 | 0 | 0 | 0 | 0 | 0 | 0 | 1 | 0-0 | 0 | 0.00 |
| 3/14 | EKU | | 1.0 | 0 | 0 | 0 | 0 | 2 | 0 | 0 | 0-0 | 0 | 0.00 |
| 3/21 | vs. BEL | | 0.2 | 2 | 1 | 0 | 1 | 1 | 0 | 0 | 0-0 | 0 | 0.00 |
| Totals | | 0 | 3.2 | 2 | 1 | 0 | 1 | 3 | 0 | 1 | 0-0 | 0 | 0.00 |

49 ★ AJ Franklin ★ Redshirt Sophomore

LHP ★ Wilson Central HS ★ Lebanon, Tenn.

PITCHING CAREER HIGHS

Innings Pitched: _____ 1.0, vs. UMass-Lowell (2/23/18)
 Strikeouts: _____
 Hits Allowed: _____
 Walks Allowed: _____ 1, vs. UMass-Lowell (2/23/18)
 Runs Allowed: _____

GAME-BY-GAME STATS

| DATE | OPP. | GS | IP | H | R | ER | BB | SO | WP | HBP | W-L | SV | ERA |
|---------------|--------|----------|------------|----------|----------|----------|----------|----------|----------|----------|------------|----------|-------------|
| 2/21 | PRESBY | | 0.2 | 0 | 0 | 0 | 0 | 0 | 0 | 0 | 0-0 | 0 | 0.00 |
| 2/23 | UML | | 1.0 | 0 | 0 | 0 | 1 | 0 | 0 | 1 | 0-0 | 0 | 0.00 |
| Totals | | 0 | 1.2 | 0 | 0 | 0 | 1 | 0 | 0 | 1 | 0-0 | 0 | 0.00 |

35 ★ Jackson Gillis ★ Sophomore

LHP ★ Wilmington HS ★ Wilmington, Mass.

PITCHING CAREER HIGHS

Innings Pitched: _____ 3.2, vs. Duke (2/16/18)
 Strikeouts: _____ 5, vs. UMass-Lowell (2/24/18)
 Hits Allowed: _____ 4, vs. TCU (3/11/18)
 Walks Allowed: _____ 4, vs. Texas A&M (3/25/17)
 Runs Allowed: _____ 3, 3x, last at TCU (3/11/18)

GAME-BY-GAME STATS

| DATE | OPP. | GS | IP | H | R | ER | BB | SO | WP | HBP | W-L | SV | ERA |
|---------------|----------|----------|-------------|-----------|----------|----------|----------|-----------|----------|----------|------------|----------|-------------|
| 2/16 | DUKE | | 3.2 | 1 | 0 | 0 | 1 | 4 | 0 | 2 | 1-0 | 0 | 0.00 |
| 2/24 | UML | | 3.1 | 3 | 1 | 1 | 1 | 5 | 1 | 0 | 2-0 | 0 | 1.29 |
| 3/02 | vs. SHSU | | 2.2 | 2 | 3 | 3 | 2 | 4 | 0 | 0 | 2-0 | 0 | 3.72 |
| 3/11 | vs. TCU | * | 2.0 | 4 | 3 | 3 | 3 | 2 | 0 | 1 | 2-0 | 0 | 5.40 |
| 3/17 | at MSST | | 1.1 | 1 | 0 | 0 | 0 | 3 | 0 | 0 | 2-0 | 0 | 4.85 |
| Totals | | 1 | 13.0 | 11 | 7 | 7 | 7 | 18 | 1 | 3 | 2-0 | 0 | 4.85 |

99 ★ Jayson Gonzalez ★ Freshman

IF ★ Bishop Amat HS ★ Covina, Calif.

HITTING CAREER HIGHS

Hits: _____ 4, 2x, last vs. Austin Peay (2/27/18)
 Runs: _____ 2, 2x, last vs. Houston (3/4/18)
 RBI: _____ 5, vs. UMass-Lowell (2/24/18)
 Walks: _____ 1, 7x, last at UCLA (3/9/18)
 HRs: _____ 2, vs. UMass-Lowell (2/24/18)
 Strikeouts: _____ 3, 2x, last at Mississippi State (3/18/18)
 Stolen Bases: _____ 1, vs. Houston (3/4/18)

GAME-BY-GAME STATS

| DATE | OPP. | GS | AB | R | H | RBI | 2B | 3B | HR | BB | K | SB | CS | E | Avg. |
|---------------|----------|-----------|-----------|-----------|-----------|-----------|----------|----------|----------|----------|-----------|----------|----------|----------|-------------|
| 2/16 | DUKE | | 4 | 0 | 1 | 1 | 0 | 0 | 0 | 1 | 0 | 0 | 0 | 1 | .250 |
| 2/17 | DUKE | * | 3 | 0 | 0 | 0 | 0 | 0 | 0 | 0 | 1 | 0 | 0 | 0 | .143 |
| 2/18 | DUKE | * | 4 | 0 | 2 | 0 | 0 | 0 | 0 | 0 | 1 | 0 | 0 | 0 | .273 |
| 2/20 | PRESBY | * | 4 | 0 | 1 | 0 | 0 | 0 | 0 | 0 | 2 | 0 | 0 | 0 | .267 |
| 2/21 | PRESBY | * | 3 | 0 | 0 | 0 | 0 | 0 | 0 | 0 | 1 | 0 | 0 | 0 | .222 |
| 2/23 | UML | * | 3 | 1 | 0 | 0 | 0 | 0 | 0 | 1 | 2 | 0 | 0 | 0 | .190 |
| 2/24 | UML | * | 5 | 2 | 4 | 5 | 1 | 0 | 2 | 0 | 1 | 0 | 0 | 0 | .308 |
| 2/25 | UML | * | 3 | 1 | 1 | 1 | 0 | 0 | 0 | 1 | 1 | 0 | 0 | 0 | .310 |
| 2/27 | APSU | * | 4 | 1 | 4 | 4 | 1 | 0 | 0 | 0 | 0 | 0 | 0 | 1 | .394 |
| 2/28 | ISU | * | 4 | 0 | 0 | 0 | 0 | 0 | 0 | 0 | 1 | 0 | 0 | 1 | .351 |
| 3/02 | vs. SHSU | * | 3 | 1 | 0 | 0 | 0 | 0 | 0 | 1 | 2 | 0 | 0 | 0 | .325 |
| 3/03 | vs. ULL | * | 4 | 0 | 1 | 0 | 0 | 0 | 0 | 0 | 1 | 0 | 0 | 0 | .318 |
| 3/04 | vs. UH | * | 4 | 2 | 1 | 0 | 0 | 0 | 0 | 1 | 3 | 1 | 0 | 0 | .312 |
| 3/07 | at LBSU | * | 3 | 1 | 2 | 3 | 0 | 0 | 1 | 1 | 1 | 0 | 0 | 0 | .333 |
| 3/09 | at UCLA | * | 3 | 2 | 1 | 0 | 0 | 0 | 0 | 1 | 0 | 0 | 0 | 0 | .333 |
| 3/11 | vs. TCU | * | 5 | 0 | 1 | 2 | 0 | 0 | 0 | 0 | 2 | 0 | 0 | 0 | .322 |
| 3/14 | EKU | * | 3 | 0 | 0 | 0 | 0 | 0 | 0 | 0 | 1 | 0 | 0 | 1 | .306 |
| 3/16 | at MSST | * | 4 | 1 | 1 | 0 | 0 | 0 | 0 | 0 | 2 | 0 | 0 | 0 | .303 |
| 3/17 | at MSST | * | 4 | 1 | 1 | 1 | 0 | 0 | 0 | 0 | 0 | 0 | 0 | 1 | .300 |
| 3/18 | at MSST | * | 4 | 0 | 0 | 0 | 0 | 0 | 0 | 0 | 3 | 0 | 0 | 0 | .284 |
| 3/21 | vs. BEL | * | 3 | 0 | 0 | 0 | 0 | 0 | 0 | 0 | 2 | 0 | 0 | 1 | .273 |
| Totals | | 21 | 77 | 13 | 21 | 17 | 2 | 0 | 3 | 7 | 27 | 1 | 0 | 6 | .273 |

17 ★ Walker Grisanti ★ Junior

OF ★ Christian Brothers HS ★ Collierville, Tenn.

HITTING CAREER HIGHS

Hits: _____ 2, 4x, last at South Carolina (4/6/17)
 Runs: _____ 3, vs. Xavier (3/12/16)
 RBI: _____ 3, 2x, last vs. Austin Peay (2/27/18)
 Walks: _____ 3, at UCLA (3/9/18)
 HRs: _____ 1, 2x, last vs. Austin Peay (2/27/18)
 Strikeouts: _____ 3, 2x, last at Mississippi State (3/17/18)
 Stolen Bases: _____ 1, vs. TCU (3/11/18)

GAME-BY-GAME STATS

| DATE | OPP. | GS | AB | R | H | RBI | 2B | 3B | HR | BB | K | SB | CS | E | Avg. |
|---------------|----------|----|----------|-----------|-----------|----------|----------|----------|----------|----------|-----------|-----------|----------|----------|-------------|
| 2/17 | DUKE | | 1 | 0 | 0 | 0 | 0 | 0 | 0 | 0 | 1 | 0 | 0 | 0 | .000 |
| 2/21 | PRESBY | | 1 | 2 | 1 | 0 | 0 | 0 | 0 | 1 | 0 | 0 | 0 | 0 | .500 |
| 2/23 | UML | | 1 | 1 | 1 | 1 | 1 | 0 | 0 | 0 | 0 | 0 | 0 | 0 | .667 |
| 2/24 | UML | | 0 | 1 | 0 | 0 | 0 | 0 | 0 | 1 | 0 | 0 | 0 | 0 | .667 |
| 2/25 | UML | | 0 | 0 | 0 | 0 | 0 | 0 | 0 | 1 | 0 | 0 | 0 | 0 | .667 |
| 2/27 | APSU | * | 3 | 1 | 1 | 3 | 0 | 0 | 1 | 1 | 1 | 0 | 0 | 0 | .500 |
| 3/02 | vs. SHSU | | 1 | 1 | 1 | 0 | 0 | 0 | 0 | 0 | 0 | 0 | 0 | 0 | .571 |
| 3/03 | vs. ULL | * | 3 | 0 | 0 | 0 | 0 | 0 | 0 | 1 | 1 | 0 | 0 | 0 | .400 |
| 3/04 | vs. UH | * | 2 | 2 | 0 | 0 | 0 | 0 | 0 | 2 | 0 | 0 | 0 | 0 | .333 |
| 3/07 | at LBSU | * | 4 | 0 | 1 | 0 | 0 | 0 | 0 | 0 | 1 | 0 | 1 | 0 | .312 |
| 3/09 | at UCLA | * | 1 | 1 | 0 | 1 | 0 | 0 | 0 | 3 | 0 | 0 | 0 | 0 | .294 |
| 3/11 | vs. TCU | * | 3 | 0 | 0 | 0 | 0 | 0 | 0 | 1 | 0 | 1 | 0 | 0 | .250 |
| 3/14 | EKU | * | 3 | 0 | 0 | 0 | 0 | 0 | 0 | 2 | 1 | 0 | 0 | 0 | .217 |
| 3/16 | at MSST | * | 2 | 1 | 0 | 0 | 0 | 0 | 0 | 1 | 1 | 0 | 0 | 0 | .200 |
| 3/17 | at MSST | * | 3 | 0 | 0 | 0 | 0 | 0 | 0 | 0 | 3 | 0 | 0 | 0 | .179 |
| 3/21 | vs. BEL | | 1 | 0 | 0 | 0 | 0 | 0 | 0 | 1 | 1 | 0 | 0 | 0 | .172 |
| Totals | | | 9 | 29 | 10 | 5 | 5 | 1 | 0 | 1 | 15 | 10 | 1 | 1 | .172 |

44 ★ Mason Hickman ★ Freshman

RHP ★ Pope John Paul II HS ★ Hendersonville, Tenn.

PITCHING CAREER HIGHS

Innings Pitched: _____ 7.0, vs. LSU (3/25/18)
 Strikeouts: _____ 9, vs. LSU (3/25/18)
 Hits Allowed: _____ 5, vs. Houston (3/4/18)
 Walks Allowed: _____ 3, vs. Austin Peay (2/27/18)
 Runs Allowed: _____ 3, at Mississippi State (3/18/18)

GAME-BY-GAME STATS

| DATE | OPP. | GS | IP | H | R | ER | BB | SO | WP | HBP | W-L | SV | ERA |
|---------------|---------|----|----------|-------------|-----------|----------|----------|----------|-----------|----------|------------|----------|-------------|
| 2/18 | DUKE | | 5.0 | 3 | 0 | 0 | 2 | 7 | 1 | 0 | 1-0 | 0 | 0.00 |
| 2/27 | APSU | * | 4.0 | 2 | 1 | 1 | 3 | 2 | 0 | 0 | 2-0 | 0 | 1.00 |
| 3/04 | vs. UH | | 4.0 | 5 | 2 | 2 | 0 | 5 | 0 | 0 | 3-0 | 0 | 2.08 |
| 3/14 | EKU | | 1.0 | 0 | 0 | 0 | 0 | 1 | 0 | 0 | 3-0 | 0 | 1.93 |
| 3/18 | at MSST | * | 5.0 | 4 | 3 | 3 | 2 | 4 | 1 | 0 | 4-0 | 0 | 2.84 |
| 3/25 | LSU | * | 7.0 | 2 | 0 | 0 | 2 | 9 | 0 | 0 | 5-0 | 0 | 2.08 |
| Totals | | | 3 | 26.0 | 16 | 6 | 6 | 9 | 28 | 2 | 5-0 | 0 | 2.08 |

22 ★ Julian Infante ★ Junior

IF ★ Westminster Christian HS ★ Miami, Fla.

HITTING CAREER HIGHS

Hits: _____ 4, vs. Belmont (3/22/17)
 Runs: _____ 4, vs. Belmont (3/22/17)
 RBI: _____ 7, vs. Missouri (5/7/17)
 Walks: _____ 3, vs. St. Mary's (3/12/17)
 HRs: _____ 1, 17x, last at Arkansas (5/14/17)
 Strikeouts: _____ 4, 2x, last vs. UMass-Lowell (2/23/18)
 Stolen Bases: _____

GAME-BY-GAME STATS

| DATE | OPP. | GS | AB | R | H | RBI | 2B | 3B | HR | BB | K | SB | CS | E | Avg. |
|---------------|----------|----|-----------|-----------|----------|-----------|----------|----------|----------|----------|----------|-----------|----------|----------|-------------|
| 2/16 | DUKE | * | 4 | 0 | 0 | 0 | 0 | 0 | 0 | 0 | 0 | 0 | 0 | 0 | .000 |
| 2/17 | DUKE | * | 4 | 0 | 0 | 0 | 0 | 0 | 0 | 0 | 3 | 0 | 0 | 0 | .000 |
| 2/18 | DUKE | * | 4 | 0 | 0 | 1 | 0 | 0 | 0 | 1 | 0 | 0 | 0 | 0 | .000 |
| 2/20 | PRESBY | * | 3 | 0 | 0 | 0 | 0 | 0 | 0 | 1 | 1 | 0 | 0 | 0 | .000 |
| 2/21 | PRESBY | * | 3 | 0 | 1 | 1 | 1 | 0 | 0 | 1 | 0 | 0 | 0 | 1 | .056 |
| 2/23 | UML | * | 5 | 0 | 0 | 1 | 0 | 0 | 0 | 0 | 4 | 0 | 0 | 0 | .043 |
| 2/24 | UML | * | 4 | 1 | 0 | 0 | 0 | 0 | 0 | 1 | 2 | 0 | 0 | 0 | .037 |
| 2/28 | ISU | | 1 | 0 | 0 | 0 | 0 | 0 | 0 | 0 | 0 | 0 | 0 | 0 | .036 |
| 3/02 | vs. SHSU | * | 3 | 1 | 1 | 1 | 0 | 0 | 0 | 1 | 1 | 0 | 0 | 0 | .065 |
| 3/03 | vs. ULL | * | 3 | 0 | 0 | 0 | 0 | 0 | 0 | 0 | 3 | 0 | 0 | 0 | .059 |
| 3/07 | at LBSU | * | 3 | 0 | 2 | 0 | 0 | 0 | 0 | 0 | 1 | 0 | 0 | 0 | .108 |
| 3/09 | at UCLA | * | 3 | 1 | 0 | 0 | 0 | 0 | 0 | 0 | 1 | 0 | 0 | 0 | .100 |
| 3/11 | vs. TCU | * | 4 | 2 | 2 | 0 | 0 | 0 | 0 | 0 | 2 | 0 | 0 | 0 | .136 |
| 3/14 | EKU | * | 4 | 0 | 1 | 1 | 0 | 0 | 0 | 0 | 2 | 0 | 0 | 0 | .146 |
| 3/16 | at MSST | * | 4 | 1 | 1 | 0 | 0 | 0 | 0 | 0 | 1 | 0 | 0 | 0 | .154 |
| 3/17 | at MSST | * | 4 | 1 | 2 | 1 | 0 | 0 | 0 | 0 | 1 | 0 | 0 | 1 | .179 |
| 3/18 | at MSST | * | 4 | 0 | 1 | 0 | 1 | 0 | 0 | 0 | 3 | 0 | 0 | 0 | .183 |
| 3/21 | vs. BEL | * | 5 | 0 | 0 | 0 | 0 | 0 | 0 | 0 | 3 | 0 | 0 | 0 | .169 |
| 3/23 | LSU | * | 4 | 1 | 1 | 2 | 0 | 0 | 1 | 0 | 1 | 0 | 0 | 0 | .174 |
| 3/24 | LSU | * | 4 | 0 | 0 | 0 | 0 | 0 | 0 | 0 | 3 | 0 | 0 | 0 | .164 |
| 3/25 | LSU | * | 1 | 0 | 0 | 0 | 0 | 0 | 0 | 0 | 1 | 0 | 0 | 0 | .162 |
| Totals | | | 20 | 74 | 8 | 12 | 8 | 2 | 0 | 1 | 6 | 32 | 0 | 0 | .162 |

8 ★ Alonzo Jones ★ Junior

OF ★ Columbus HS ★ Columbus, Ga.

HITTING CAREER HIGHS

Hits: _____ 3, 4x, last vs. Indiana State (2/28/18)
 Runs: _____ 3, 4x, last vs. UMass-Lowell (2/23/18)
 RBI: _____ 5, vs. San Diego (2/21/16)
 Walks: _____ 3, 2x, last vs. UT Martin (4/4/17)
 HRs: _____ 1, 2x, last vs. Austin Peay (2/27/18)
 Strikeouts: _____ 3, 5x, last at South Carolina (4/7/17)
 Stolen Bases: _____ 2, 5x, last vs. Duke (2/18/18)

GAME-BY-GAME STATS

| DATE | OPP. | GS | AB | R | H | RBI | 2B | 3B | HR | BB | K | SB | CS | E | Avg. |
|---------------|----------|----|-----------|-----------|-----------|-----------|----------|----------|----------|----------|-----------|----------|----------|----------|-------------|
| 2/16 | DUKE | * | 4 | 1 | 2 | 0 | 0 | 0 | 0 | 0 | 0 | 1 | 0 | 0 | .500 |
| 2/17 | DUKE | * | 3 | 0 | 0 | 0 | 0 | 0 | 0 | 1 | 2 | 0 | 0 | 0 | .286 |
| 2/18 | DUKE | * | 4 | 1 | 2 | 0 | 0 | 0 | 0 | 0 | 1 | 2 | 0 | 0 | .364 |
| 2/20 | PRESBY | * | 4 | 0 | 0 | 0 | 0 | 0 | 0 | 0 | 1 | 0 | 0 | 0 | .267 |
| 2/21 | PRESBY | * | 3 | 1 | 1 | 0 | 0 | 0 | 0 | 0 | 0 | 1 | 0 | 0 | .278 |
| 2/23 | UML | * | 4 | 3 | 2 | 0 | 1 | 0 | 0 | 0 | 1 | 1 | 0 | 0 | .318 |
| 2/24 | UML | * | 4 | 1 | 1 | 0 | 0 | 0 | 0 | 0 | 2 | 1 | 0 | 0 | .308 |
| 2/25 | UML | * | 4 | 1 | 1 | 1 | 0 | 1 | 0 | 0 | 1 | 0 | 0 | 0 | .300 |
| 2/27 | APSU | * | 3 | 2 | 0 | 0 | 0 | 0 | 0 | 1 | 0 | 1 | 0 | 0 | .273 |
| 2/28 | ISU | * | 4 | 2 | 3 | 3 | 1 | 0 | 1 | 0 | 0 | 0 | 0 | 0 | .324 |
| 3/02 | vs. SHSU | * | 3 | 0 | 0 | 0 | 0 | 0 | 0 | 0 | 1 | 0 | 0 | 0 | .300 |
| 3/07 | at LBSU | | 0 | 0 | 0 | 0 | 0 | 0 | 0 | 0 | 0 | 0 | 0 | 0 | .300 |
| 3/09 | at UCLA | * | 2 | 1 | 0 | 0 | 0 | 0 | 0 | 1 | 1 | 0 | 0 | 0 | .286 |
| 3/11 | vs. TCU | | 0 | 0 | 0 | 0 | 0 | 0 | 0 | 0 | 0 | 0 | 0 | 0 | .286 |
| 3/23 | LSU | * | 4 | 0 | 1 | 0 | 0 | 0 | 0 | 0 | 0 | 1 | 0 | 0 | .283 |
| 3/24 | LSU | * | 3 | 0 | 1 | 1 | 0 | 0 | 0 | 1 | 0 | 0 | 0 | 0 | .286 |
| 3/25 | LSU | * | 2 | 0 | 0 | 0 | 0 | 0 | 0 | 0 | 2 | 0 | 0 | 0 | .275 |
| Totals | | | 15 | 51 | 13 | 14 | 5 | 2 | 1 | 4 | 12 | 8 | 0 | 0 | .275 |

12 ★ Connor Kaiser ★ Junior

IF ★ Blue Valley West HS ★ Overland Park, Kan.

HITTING CAREER HIGHS

Hits: _____ 3, 2x, last at Kentucky (4/2/17)
 Runs: _____ 3, 2x, last vs. UMass-Lowell (2/24/18)
 RBI: _____ 3, vs. UMass-Lowell (2/23/18)
 Walks: _____ 3, 2x, last vs. LSU (3/23/18)
 HRs: _____ 1, vs. South Carolina (5/23/17)
 Strikeouts: _____ 4, at Clemson (6/3/17)
 Stolen Bases: _____ 2, 2x, last vs. UMass-Lowell (2/25/18)

GAME-BY-GAME STATS

| DATE | OPP. | GS | AB | R | H | RBI | 2B | 3B | HR | BB | K | SB | CS | E | Avg. |
|---------------|----------|----|-----------|-----------|-----------|-----------|-----------|----------|----------|----------|-----------|-----------|----------|----------|-------------|
| 2/16 | DUKE | * | 4 | 2 | 1 | 0 | 0 | 0 | 0 | 1 | 1 | 0 | 0 | 0 | .250 |
| 2/17 | DUKE | * | 5 | 0 | 2 | 1 | 1 | 0 | 0 | 0 | 0 | 1 | 0 | 0 | .333 |
| 2/18 | DUKE | * | 4 | 2 | 2 | 0 | 1 | 0 | 0 | 1 | 0 | 0 | 0 | 0 | .385 |
| 2/20 | PRESBY | * | 3 | 1 | 1 | 2 | 0 | 0 | 0 | 2 | 0 | 1 | 0 | 0 | .375 |
| 2/21 | PRESBY | * | 6 | 2 | 2 | 2 | 0 | 0 | 0 | 0 | 1 | 1 | 0 | 0 | .364 |
| 2/23 | UML | * | 4 | 2 | 1 | 3 | 1 | 0 | 0 | 1 | 1 | 0 | 0 | 0 | .346 |
| 2/24 | UML | * | 3 | 3 | 2 | 1 | 0 | 0 | 0 | 2 | 1 | 0 | 0 | 0 | .379 |
| 2/25 | UML | * | 3 | 1 | 0 | 0 | 0 | 0 | 0 | 2 | 0 | 2 | 0 | 0 | .344 |
| 2/27 | APSU | * | 5 | 2 | 1 | 0 | 0 | 0 | 0 | 0 | 1 | 1 | 0 | 0 | .324 |
| 2/28 | ISU | * | 4 | 1 | 2 | 2 | 1 | 0 | 0 | 0 | 0 | 0 | 0 | 0 | .341 |
| 3/02 | vs. SHSU | * | 5 | 1 | 2 | 2 | 1 | 0 | 0 | 0 | 2 | 0 | 0 | 0 | .348 |
| 3/03 | vs. ULL | * | 3 | 0 | 1 | 0 | 0 | 0 | 0 | 1 | 1 | 0 | 0 | 0 | .347 |
| 3/04 | vs. UH | * | 3 | 0 | 0 | 0 | 0 | 0 | 0 | 1 | 1 | 1 | 0 | 0 | .327 |
| 3/07 | at LBSU | * | 3 | 1 | 2 | 0 | 0 | 0 | 0 | 1 | 1 | 0 | 1 | 0 | .345 |
| 3/09 | at UCLA | * | 4 | 0 | 0 | 0 | 0 | 0 | 0 | 1 | 0 | 0 | 0 | 0 | .322 |
| 3/11 | vs. TCU | * | 5 | 0 | 1 | 2 | 0 | 0 | 0 | 0 | 3 | 0 | 0 | 0 | .312 |
| 3/14 | EKU | * | 4 | 1 | 1 | 2 | 0 | 1 | 0 | 1 | 1 | 0 | 0 | 0 | .309 |
| 3/16 | at MSST | * | 4 | 0 | 1 | 0 | 0 | 0 | 0 | 0 | 0 | 0 | 0 | 0 | .306 |
| 3/17 | at MSST | * | 2 | 1 | 2 | 0 | 0 | 0 | 0 | 2 | 0 | 0 | 0 | 0 | .324 |
| 3/18 | at MSST | * | 5 | 0 | 1 | 2 | 0 | 0 | 0 | 0 | 2 | 0 | 0 | 0 | .316 |
| 3/21 | vs. BEL | * | 5 | 1 | 1 | 0 | 0 | 0 | 0 | 0 | 0 | 0 | 0 | 0 | .310 |
| 3/23 | LSU | * | 1 | 1 | 0 | 0 | 0 | 0 | 0 | 3 | 0 | 2 | 0 | 0 | .306 |
| 3/24 | LSU | * | 4 | 0 | 1 | 0 | 0 | 0 | 0 | 0 | 1 | 0 | 0 | 0 | .303 |
| 3/25 | LSU | * | 1 | 0 | 0 | 0 | 0 | 0 | 0 | 0 | 1 | 0 | 0 | 0 | .300 |
| Totals | | | 24 | 90 | 22 | 27 | 19 | 5 | 1 | 0 | 19 | 18 | 9 | 1 | .300 |

33 ★ Erik Kaiser ★ Freshman

RHP ★ Waterloo HS ★ Waterloo, Ill.

PITCHING CAREER HIGHS

Innings Pitched: _____ 1.0, 2x, last at Long Beach State (3/7/18)
 Strikeouts: _____ 2, vs. Austin Peay (2/27/18)
 Hits Allowed: _____ 1, vs. Austin Peay (2/27/18)
 Walks Allowed: _____
 Runs Allowed: _____

GAME-BY-GAME STATS

| DATE | OPP. | GS | IP | H | R | ER | BB | SO | WP | HBP | W-L | SV | ERA |
|---------------|---------|----|----------|------------|----------|----------|----------|----------|----------|----------|------------|----------|-------------|
| 2/27 | APSU | | 1.0 | 1 | 0 | 0 | 0 | 2 | 0 | 0 | 0-0 | 0 | 0.00 |
| 3/07 | at LBSU | | 1.0 | 0 | 0 | 0 | 0 | 1 | 0 | 0 | 0-0 | 0 | 0.00 |
| Totals | | | 0 | 2.0 | 1 | 0 | 0 | 3 | 0 | 0 | 0-0 | 0 | 0.00 |

34 ★ Zach King ★ Sophomore

LHP ★ Spring Hill HS ★ Spring Hill, Tenn.

PITCHING CAREER HIGHS

Innings Pitched: _____ 5.1, vs. Missouri (5/7/17)
 Strikeouts: _____ 5, 3x, last vs. UMass-Lowell (2/24/18)
 Hits Allowed: _____ 7, vs. UMass-Lowell (2/24/18)
 Walks Allowed: _____ 3, vs. South Carolina (5/23/17)
 Runs Allowed: _____ 3, 2x, at Long Beach State (3/7/18)

GAME-BY-GAME STATS

| DATE | OPP. | GS | IP | H | R | ER | BB | SO | WP | HBP | W-L | SV | ERA |
|---------------|---------|----------|-------------|-----------|----------|----------|----------|-----------|----------|----------|------------|----------|-------------|
| 2/17 | DUKE | * | 4.0 | 4 | 2 | 2 | 0 | 4 | 0 | 1 | 0-0 | 0 | 4.50 |
| 2/24 | UML | * | 4.2 | 7 | 1 | 1 | 0 | 5 | 0 | 0 | 0-0 | 0 | 3.12 |
| 3/03 | vs. ULL | | 2.2 | 3 | 1 | 1 | 1 | 3 | 0 | 1 | 0-0 | 0 | 3.18 |
| 3/07 | at LBSU | | 1.1 | 2 | 3 | 3 | 1 | 0 | 1 | 0 | 0-1 | 0 | 4.97 |
| 3/11 | vs. TCU | | 1.0 | 1 | 0 | 0 | 0 | 0 | 0 | 1 | 0-1 | 0 | 4.61 |
| 3/16 | at MSST | | 3.0 | 2 | 0 | 0 | 2 | 3 | 0 | 0 | 0-1 | 1 | 3.78 |
| 3/23 | LSU | | 4.0 | 3 | 0 | 0 | 1 | 4 | 0 | 0 | 0-1 | 2 | 3.05 |
| Totals | | 2 | 20.2 | 22 | 7 | 7 | 5 | 19 | 1 | 3 | 0-1 | 2 | 3.05 |

16 ★ Austin Martin ★ Freshman

IF ★ Trinity Christian Academy HS ★ Jacksonville, Fla.

HITTING CAREER HIGHS

Hits: _____ 4, vs. Presbyterian (2/20/18)
 Runs: _____ 2, 8x, last vs. Belmont (3/21/18)
 RBI: _____ 1, 6x, last at Mississippi State (3/17/18)
 Walks: _____ 2, 4x, last vs. Belmont (3/21/18)
 HRs: _____ 1, vs. Duke (2/18/18)
 Strikeouts: _____ 4, vs. Indiana State (2/28/18)
 Stolen Bases: _____ 3, vs. Presbyterian (2/21/18)

GAME-BY-GAME STATS

| DATE | OPP. | GS | AB | R | H | RBI | 2B | 3B | HR | BB | K | SB | CS | E | Avg. |
|---------------|----------|-----------|-----------|-----------|-----------|----------|----------|----------|----------|-----------|-----------|-----------|----------|----------|-------------|
| 2/17 | DUKE | | 2 | 0 | 0 | 0 | 0 | 0 | 0 | 0 | 1 | 0 | 0 | 0 | .000 |
| 2/18 | DUKE | * | 3 | 2 | 1 | 1 | 0 | 0 | 1 | 1 | 1 | 0 | 0 | 0 | .200 |
| 2/20 | PRESBY | * | 5 | 1 | 4 | 0 | 1 | 0 | 0 | 0 | 0 | 0 | 1 | 0 | .500 |
| 2/21 | PRESBY | * | 2 | 2 | 1 | 0 | 0 | 0 | 0 | 2 | 0 | 3 | 0 | 0 | .500 |
| 2/23 | UML | * | 2 | 2 | 2 | 1 | 0 | 0 | 0 | 2 | 0 | 0 | 0 | 0 | .571 |
| 2/24 | UML | * | 4 | 2 | 3 | 1 | 1 | 0 | 0 | 0 | 0 | 2 | 0 | 0 | .611 |
| 2/25 | UML | * | 4 | 0 | 2 | 1 | 0 | 0 | 0 | 1 | 0 | 1 | 0 | 0 | .591 |
| 2/27 | APSU | * | 3 | 2 | 2 | 0 | 0 | 0 | 0 | 2 | 1 | 0 | 1 | 0 | .600 |
| 2/28 | ISU | * | 4 | 0 | 0 | 0 | 0 | 0 | 0 | 0 | 4 | 0 | 0 | 0 | .517 |
| 3/02 | vs. SHSU | * | 5 | 0 | 1 | 1 | 1 | 0 | 0 | 0 | 1 | 0 | 0 | 0 | .471 |
| 3/03 | vs. ULL | * | 4 | 0 | 1 | 0 | 0 | 0 | 0 | 0 | 0 | 0 | 0 | 0 | .447 |
| 3/04 | Houston | * | 4 | 1 | 0 | 0 | 0 | 0 | 0 | 0 | 0 | 0 | 0 | 0 | .405 |
| 3/11 | vs. TCU | * | 5 | 2 | 2 | 0 | 1 | 0 | 0 | 0 | 1 | 1 | 0 | 0 | .404 |
| 3/14 | EKU | * | 3 | 1 | 1 | 0 | 0 | 0 | 0 | 1 | 1 | 0 | 0 | 0 | .400 |
| 3/16 | at MSST | * | 2 | 0 | 1 | 0 | 0 | 0 | 0 | 1 | 0 | 0 | 0 | 0 | .404 |
| 3/17 | at MSST | * | 5 | 2 | 3 | 1 | 1 | 0 | 0 | 0 | 1 | 1 | 1 | 0 | .421 |
| 3/18 | at MSST | * | 4 | 1 | 2 | 0 | 1 | 0 | 0 | 0 | 1 | 1 | 0 | 0 | .426 |
| 3/21 | vs. BEL | * | 2 | 2 | 1 | 0 | 0 | 0 | 0 | 2 | 0 | 1 | 0 | 0 | .429 |
| 3/23 | LSU | * | 4 | 0 | 0 | 0 | 0 | 0 | 0 | 0 | 2 | 1 | 0 | 0 | .403 |
| 3/24 | LSU | * | 4 | 1 | 1 | 0 | 1 | 0 | 0 | 0 | 2 | 0 | 0 | 0 | .394 |
| 3/25 | LSU | * | 3 | 0 | 0 | 0 | 0 | 0 | 0 | 0 | 0 | 0 | 0 | 0 | .378 |
| Totals | | 20 | 74 | 21 | 28 | 6 | 7 | 0 | 1 | 12 | 16 | 11 | 3 | 0 | .378 |

10 ★ Ethan Paul ★ Junior

IF ★ International School ★ Bellevue, Wash.

HITTING CAREER HIGHS

Hits: _____ 4, 2x, last vs. UMass-Lowell (2/24/18)
 Runs: _____ 3, 6x, last vs. Austin Peay (2/27/18)
 RBI: _____ 7, vs. UMass-Lowell (2/24/18)
 Walks: _____ 3, vs. Xavier (3/13/16)
 HRs: _____ 2, vs. CSUN (3/5/17)
 Strikeouts: _____ 3, 2x, last vs. LSU (3/23/18)
 Stolen Bases: _____ 2, 3x, last vs. LSU (3/23/18)

GAME-BY-GAME STATS

| DATE | OPP. | GS | AB | R | H | RBI | 2B | 3B | HR | BB | K | SB | CS | E | Avg. |
|---------------|----------|-----------|-----------|-----------|-----------|-----------|----------|----------|----------|-----------|-----------|----------|----------|----------|-------------|
| 2/16 | DUKE | * | 4 | 2 | 2 | 3 | 0 | 0 | 0 | 0 | 0 | 0 | 0 | 0 | .500 |
| 2/17 | DUKE | * | 3 | 0 | 0 | 0 | 0 | 0 | 0 | 1 | 0 | 0 | 0 | 0 | .286 |
| 2/18 | DUKE | * | 4 | 2 | 1 | 2 | 0 | 0 | 0 | 1 | 1 | 0 | 0 | 0 | .273 |
| 2/20 | PRESBY | * | 4 | 2 | 1 | 1 | 0 | 0 | 1 | 0 | 0 | 0 | 0 | 0 | .267 |
| 2/21 | PRESBY | * | 2 | 2 | 0 | 0 | 0 | 0 | 0 | 2 | 0 | 1 | 0 | 0 | .235 |
| 2/23 | UML | * | 4 | 1 | 2 | 3 | 2 | 0 | 0 | 0 | 0 | 0 | 0 | 0 | .286 |
| 2/24 | UML | * | 6 | 2 | 4 | 7 | 1 | 0 | 1 | 0 | 1 | 0 | 0 | 0 | .370 |
| 2/25 | UML | * | 5 | 1 | 1 | 0 | 0 | 0 | 0 | 0 | 1 | 1 | 0 | 0 | .344 |
| 2/27 | APSU | * | 6 | 3 | 3 | 4 | 0 | 0 | 1 | 0 | 1 | 1 | 0 | 1 | .368 |
| 2/28 | ISU | * | 3 | 1 | 1 | 0 | 1 | 0 | 0 | 1 | 2 | 0 | 0 | 0 | .366 |
| 3/02 | vs. SHSU | * | 5 | 0 | 1 | 1 | 1 | 0 | 0 | 0 | 2 | 0 | 0 | 0 | .348 |
| 3/03 | vs. ULL | * | 3 | 0 | 1 | 0 | 0 | 0 | 0 | 1 | 0 | 0 | 0 | 0 | .347 |
| 3/04 | vs. UH | * | 4 | 1 | 1 | 1 | 1 | 0 | 0 | 1 | 1 | 0 | 0 | 0 | .340 |
| 3/07 | at LBSU | * | 4 | 0 | 0 | 0 | 0 | 0 | 0 | 0 | 2 | 0 | 0 | 0 | .316 |
| 3/09 | at UCLA | * | 4 | 1 | 1 | 3 | 0 | 0 | 1 | 1 | 1 | 0 | 0 | 0 | .311 |
| 3/11 | vs. TCU | * | 4 | 0 | 0 | 0 | 0 | 0 | 0 | 0 | 1 | 0 | 0 | 0 | .292 |
| 3/14 | EKU | * | 4 | 1 | 1 | 0 | 0 | 0 | 0 | 0 | 2 | 0 | 0 | 0 | .290 |
| 3/16 | at MSST | * | 4 | 0 | 0 | 0 | 0 | 0 | 0 | 0 | 1 | 0 | 0 | 0 | .274 |
| 3/17 | at MSST | * | 4 | 1 | 2 | 1 | 1 | 0 | 0 | 1 | 1 | 0 | 0 | 1 | .286 |
| 3/18 | at MSST | * | 3 | 1 | 0 | 0 | 0 | 0 | 0 | 2 | 0 | 1 | 0 | 0 | .275 |
| 3/21 | vs. BEL | * | 5 | 0 | 1 | 1 | 0 | 0 | 0 | 0 | 1 | 1 | 0 | 1 | .271 |
| 3/23 | LSU | * | 4 | 0 | 1 | 0 | 0 | 0 | 0 | 0 | 3 | 2 | 0 | 0 | .270 |
| 3/24 | LSU | * | 3 | 1 | 1 | 0 | 0 | 0 | 0 | 0 | 0 | 0 | 0 | 0 | .272 |
| 3/25 | LSU | * | 3 | 0 | 2 | 0 | 1 | 0 | 0 | 0 | 1 | 0 | 0 | 0 | .284 |
| Totals | | 24 | 95 | 22 | 27 | 27 | 8 | 0 | 4 | 11 | 22 | 7 | 0 | 3 | .284 |

34 ★ Patrick Raby ★ Junior

RHP ★ Farragut HS ★ Knoxville, Tenn.

PITCHING CAREER HIGHS

Innings Pitched: _____ 9.0, vs. Georgia (4/21/17)
 Strikeouts: _____ 11, 2x, last vs. St. Mary's (3/12/17)
 Hits Allowed: _____ 9, at Kentucky (3/31/17)
 Walks Allowed: _____ 5, vs. Alabama (5/18/17)
 Runs Allowed: _____ 7, at Kentucky (3/31/17)

GAME-BY-GAME STATS

| DATE | OPP. | GS | IP | H | R | ER | BB | SO | WP | HBP | W-L | SV | ERA |
|---------------|---------|----------|-------------|-----------|----------|----------|-----------|-----------|----------|----------|------------|----------|-------------|
| 2/17 | DUKE | | 2.0 | 3 | 1 | 1 | 1 | 4 | 0 | 1 | 0-1 | 0 | 4.50 |
| 2/23 | UML | | 3.0 | 2 | 0 | 0 | 0 | 3 | 0 | 1 | 0-1 | 0 | 1.80 |
| 3/03 | vs. ULL | * | 3.2 | 4 | 2 | 2 | 3 | 2 | 0 | 1 | 0-2 | 0 | 3.12 |
| 3/11 | vs. TCU | | 5.0 | 3 | 1 | 0 | 3 | 8 | 1 | 0 | 1-2 | 0 | 1.98 |
| 3/17 | at MSST | * | 5.0 | 5 | 0 | 0 | 2 | 5 | 0 | 0 | 2-2 | 0 | 1.45 |
| 3/24 | LSU | * | 6.0 | 6 | 3 | 3 | 3 | 4 | 0 | 0 | 2-3 | 0 | 2.19 |
| Totals | | 3 | 24.2 | 23 | 7 | 6 | 12 | 26 | 1 | 3 | 2-3 | 0 | 2.19 |

2 ★ Harrison Ray ★ Sophomore

IF ★ Lake Brantley HS ★ Longwood, Fla.

HITTING CAREER HIGHS

Hits: _____ 2, 3x, last vs. Eastern Kentucky (3/14/18)
 Runs: _____ 2, vs. Missouri (5/7/17)
 RBI: _____ 2, 3x, last vs. Alabama (5/18/17)
 Walks: _____ 2, at Kentucky (4/2/17)
 HRs: _____ 1, vs. Southeastern La. (2/28/17)
 Strikeouts: _____ 2, 5x, last at Clemson (6/3/17)
 Stolen Bases: _____ 1, 2x, last vs. Missouri (5/7/17)

GAME-BY-GAME STATS

| DATE | OPP. | GS | AB | R | H | RBI | 2B | 3B | HR | BB | K | SB | CS | E | Avg. |
|---------------|----------|----|----------|-----------|----------|----------|----------|----------|----------|----------|----------|----------|----------|----------|-------------|
| 2/17 | DUKE | | 0 | 0 | 0 | 0 | 0 | 0 | 0 | 0 | 0 | 0 | 0 | 0 | .000 |
| 2/18 | DUKE | | 0 | 0 | 0 | 0 | 0 | 0 | 0 | 0 | 0 | 0 | 0 | 0 | .000 |
| 2/20 | PRESBY | * | 2 | 0 | 0 | 0 | 0 | 0 | 0 | 0 | 0 | 0 | 0 | 0 | .000 |
| 2/21 | PRESBY | | 1 | 1 | 1 | 1 | 0 | 1 | 0 | 1 | 0 | 0 | 0 | 0 | .333 |
| 2/23 | UML | | 1 | 1 | 0 | 0 | 0 | 0 | 0 | 1 | 0 | 0 | 0 | 0 | .250 |
| 2/24 | UML | | 1 | 0 | 0 | 0 | 0 | 0 | 0 | 0 | 0 | 0 | 0 | 0 | .200 |
| 2/25 | UML | | 0 | 0 | 0 | 0 | 0 | 0 | 0 | 0 | 0 | 0 | 0 | 0 | .200 |
| 2/27 | APSU | | 1 | 1 | 1 | 1 | 1 | 0 | 0 | 0 | 0 | 0 | 0 | 0 | .333 |
| 2/28 | ISU | | 0 | 0 | 0 | 0 | 0 | 0 | 0 | 0 | 0 | 0 | 0 | 0 | .333 |
| 3/02 | vs. SHSU | | 0 | 0 | 0 | 0 | 0 | 0 | 0 | 0 | 0 | 0 | 0 | 0 | .333 |
| 3/14 | EKU | | 3 | 0 | 2 | 1 | 0 | 0 | 0 | 0 | 0 | 0 | 0 | 0 | .444 |
| 3/17 | at MSST | | 0 | 1 | 0 | 0 | 0 | 0 | 0 | 1 | 0 | 0 | 0 | 0 | .444 |
| 3/18 | at MSST | | 0 | 0 | 0 | 0 | 0 | 0 | 0 | 0 | 0 | 0 | 0 | 0 | .444 |
| 3/21 | vs. BEL | * | 2 | 0 | 0 | 0 | 0 | 0 | 0 | 0 | 1 | 0 | 0 | 0 | .364 |
| Totals | | | 2 | 11 | 4 | 4 | 3 | 1 | 1 | 0 | 3 | 1 | 0 | 0 | .364 |

45 ★ Reid Schaller ★ Redshirt Freshman

RHP ★ Lebanon Senior HS ★ Lebanon, Ind.

PITCHING CAREER HIGHS

Innings Pitched: _____ 2.0, 2x, last vs. Presbyterian (2/20/18)
 Strikeouts: _____ 3, vs. Indiana State (2/28/18)
 Hits Allowed: _____ 2, 3x, last vs. Belmont (3/21/18)
 Walks Allowed: _____
 Runs Allowed: _____ 1, 3x, last vs. Belmont (3/21/18)

GAME-BY-GAME STATS

| DATE | OPP. | GS | IP | H | R | ER | BB | SO | WP | HBP | W-L | SV | ERA |
|---------------|---------|----|----------|------------|----------|----------|----------|----------|----------|----------|------------|----------|-------------|
| 2/20 | PRESBY | | 2.0 | 2 | 1 | 1 | 0 | 2 | 0 | 0 | 0-0 | 0 | 4.50 |
| 2/28 | ISU | | 2.0 | 1 | 1 | 1 | 0 | 3 | 0 | 0 | 0-0 | 0 | 4.50 |
| 3/04 | vs. UH | | 1.0 | 1 | 0 | 0 | 0 | 2 | 0 | 0 | 0-0 | 0 | 3.60 |
| 3/07 | at LBSU | | 0.1 | 2 | 0 | 0 | 0 | 0 | 1 | 0 | 0-0 | 0 | 3.38 |
| 3/11 | vs. TCU | | 1.0 | 1 | 0 | 0 | 0 | 1 | 0 | 0 | 0-0 | 1 | 2.84 |
| 3/21 | vs. BEL | | 1.0 | 2 | 1 | 1 | 0 | 1 | 0 | 0 | 0-0 | 1 | 3.68 |
| Totals | | | 0 | 7.1 | 9 | 3 | 3 | 0 | 9 | 1 | 0-0 | 1 | 3.68 |

19 ★ Stephen Scott ★ Junior

OF/C ★ Cardinal Gibbons HS ★ Cary, N.C.

HITTING CAREER HIGHS

Hits: _____ 3, vs. Duke (2/17/18)
 Runs: _____ 3, 3x, last vs. Duke (2/17/18)
 RBI: _____ 4, vs. UMass-Lowell (2/25/18)
 Walks: _____ 2, 8x, last vs. Houston (3/4/18)
 HRs: _____ 1, 5x, last vs. UMass-Lowell (2/25/18)
 Strikeouts: _____ 3, vs. UMass-Lowell (2/23/18)
 Stolen Bases: _____ 1, 5x, last vs. LSU (3/23/18)

GAME-BY-GAME STATS

| DATE | OPP. | GS | AB | R | H | RBI | 2B | 3B | HR | BB | K | SB | CS | E | Avg. |
|---------------|----------|----|-----------|-----------|-----------|-----------|-----------|----------|----------|----------|-----------|-----------|----------|----------|-------------|
| 2/16 | DUKE | * | 4 | 2 | 2 | 1 | 0 | 0 | 0 | 0 | 1 | 0 | 0 | 0 | .500 |
| 2/17 | DUKE | | 4 | 3 | 3 | 1 | 2 | 0 | 1 | 0 | 0 | 0 | 0 | 0 | .625 |
| 2/18 | DUKE | * | 4 | 0 | 1 | 1 | 0 | 0 | 0 | 1 | 0 | 0 | 0 | 0 | .500 |
| 2/20 | PRESBY | * | 3 | 0 | 1 | 1 | 1 | 0 | 0 | 1 | 0 | 1 | 0 | 0 | .467 |
| 2/23 | UML | * | 4 | 0 | 1 | 0 | 0 | 0 | 0 | 0 | 3 | 0 | 0 | 0 | .421 |
| 2/25 | UML | * | 4 | 2 | 2 | 4 | 0 | 0 | 1 | 0 | 0 | 0 | 0 | 0 | .435 |
| 2/27 | APSU | * | 3 | 1 | 1 | 0 | 1 | 0 | 0 | 1 | 1 | 0 | 0 | 0 | .423 |
| 2/28 | ISU | | 2 | 2 | 0 | 0 | 0 | 0 | 0 | 2 | 1 | 0 | 0 | 0 | .393 |
| 3/02 | vs. SHSU | * | 3 | 1 | 1 | 1 | 0 | 0 | 0 | 1 | 1 | 0 | 0 | 0 | .387 |
| 3/03 | vs. ULL | | 0 | 0 | 0 | 0 | 0 | 0 | 0 | 1 | 0 | 0 | 0 | 0 | .387 |
| 3/04 | vs. UH | * | 2 | 1 | 0 | 1 | 0 | 0 | 0 | 2 | 0 | 0 | 0 | 0 | .364 |
| 3/07 | at LBSU | * | 4 | 0 | 0 | 0 | 0 | 0 | 0 | 0 | 2 | 0 | 0 | 0 | .324 |
| 3/11 | vs. TCU | * | 4 | 0 | 0 | 0 | 0 | 0 | 0 | 0 | 2 | 0 | 0 | 0 | .293 |
| 3/17 | at MSST | | 1 | 0 | 0 | 0 | 0 | 0 | 0 | 0 | 0 | 0 | 0 | 0 | .286 |
| 3/18 | at MSST | * | 4 | 1 | 0 | 0 | 0 | 0 | 0 | 1 | 1 | 0 | 0 | 0 | .261 |
| 3/23 | LSU | * | 3 | 0 | 0 | 0 | 0 | 0 | 0 | 1 | 2 | 0 | 0 | 0 | .245 |
| 3/24 | LSU | | 3 | 0 | 0 | 0 | 0 | 0 | 0 | 1 | 1 | 0 | 0 | 0 | .231 |
| 3/25 | LSU | * | 2 | 0 | 0 | 0 | 0 | 0 | 0 | 0 | 1 | 0 | 0 | 1 | .222 |
| Totals | | | 13 | 54 | 13 | 12 | 10 | 4 | 0 | 2 | 12 | 16 | 1 | 0 | .222 |

43 ★ Tyler Solomon ★ Freshman

IF ★ Battlefield HS ★ Haymarket, Va.

HITTING CAREER HIGHS

Hits: _____
 Runs: _____ 1, 2x, last vs. Austin Peay (2/27/18)
 RBI: _____
 Walks: _____ 1, 2x, last vs. Austin Peay (2/27/18)
 HRs: _____
 Strikeouts: _____ 1, 2x, last vs. Presbyterian (2/21/18)
 Stolen Bases: _____

GAME-BY-GAME STATS

| DATE | OPP. | GS | AB | R | H | RBI | 2B | 3B | HR | BB | K | SB | CS | E | Avg. |
|---------------|--------|----|----------|----------|----------|----------|----------|----------|----------|----------|----------|----------|----------|----------|-------------|
| 2/18 | DUKE | | 1 | 0 | 0 | 0 | 0 | 0 | 0 | 0 | 1 | 0 | 0 | 0 | .000 |
| 2/21 | PRESBY | | 2 | 0 | 0 | 0 | 0 | 0 | 0 | 0 | 1 | 0 | 0 | 0 | .000 |
| 2/23 | UML | | 0 | 1 | 0 | 0 | 0 | 0 | 0 | 1 | 0 | 0 | 0 | 0 | .000 |
| 2/24 | UML | | 0 | 0 | 0 | 0 | 0 | 0 | 0 | 0 | 0 | 0 | 0 | 0 | .000 |
| 2/27 | APSU | | 0 | 1 | 0 | 0 | 0 | 0 | 0 | 1 | 0 | 0 | 0 | 0 | .000 |
| Totals | | | 0 | 3 | 2 | 0 | 0 | 0 | 0 | 2 | 2 | 0 | 0 | 0 | .000 |

11 ★ Paxton Stover ★ Senior

LHP ★ Dyersburg State CC ★ Ridgely, Tenn.

PITCHING CAREER HIGHS

Innings Pitched: _____ 3.0, at Kentucky (3/31/17)
 Strikeouts: _____ 3, 4x, last vs. Belmont (3/22/17)
 Hits Allowed: _____ 4, 2x, last vs. LSU (3/24/18)
 Walks Allowed: _____ 4, 2x, last vs. Middle Tennessee (5/16/17)
 Runs Allowed: _____ 3, 3x, last vs. LSU (3/24/18)

GAME-BY-GAME STATS

| DATE | OPP. | GS | IP | H | R | ER | BB | SO | WP | HBP | W-L | SV | ERA |
|---------------|---------|----------|------------|----------|----------|----------|----------|----------|----------|----------|------------|----------|-------------|
| 2/21 | PRESBY | 1.0 | 0 | 0 | 0 | 0 | 0 | 2 | 0 | 0 | 0-0 | 0 | 0.00 |
| 3/14 | EKU | 1.0 | 0 | 0 | 0 | 0 | 0 | 1 | 0 | 0 | 0-0 | 0 | 0.00 |
| 3/17 | at MSST | 1.0 | 0 | 0 | 0 | 0 | 2 | 0 | 1 | 0 | 0-0 | 0 | 0.00 |
| 3/19 | vs. BEL | 1.0 | 1 | 0 | 0 | 0 | 2 | 0 | 0 | 0 | 0-0 | 0 | 0.00 |
| 3/24 | LSU | 1.2 | 4 | 3 | 3 | 0 | 1 | 1 | 0 | 0 | 0-0 | 0 | 4.76 |
| Totals | | 0 | 5.2 | 5 | 3 | 3 | 0 | 8 | 1 | 1 | 0-0 | 0 | 4.76 |

31 ★ Justin Willis ★ Freshman

RHP ★ Memorial HS ★ West New York, N.J.

PITCHING CAREER HIGHS

Innings Pitched: _____ 1.1, vs. Presbyterian (2/21/18)
 Strikeouts: _____ 2, 2x, last at Mississippi State (3/17/18)
 Hits Allowed: _____ 2, vs. Presbyterian (2/21/18)
 Walks Allowed: _____ 1, 3x, last vs. LSU (3/24/18)
 Runs Allowed: _____ 3, vs. Belmont (3/21/18)

GAME-BY-GAME STATS

| DATE | OPP. | GS | IP | H | R | ER | BB | SO | WP | HBP | W-L | SV | ERA |
|---------------|---------|----------|------------|----------|----------|----------|----------|----------|----------|----------|------------|----------|-------------|
| 2/21 | PRESBY | 1.1 | 2 | 0 | 0 | 1 | 0 | 1 | 0 | 0 | 0-0 | 0 | 0.00 |
| 3/03 | vs. ULL | 0.2 | 0 | 0 | 0 | 0 | 0 | 2 | 0 | 0 | 0-0 | 0 | 0.00 |
| 3/14 | EKU | 1.0 | 0 | 0 | 0 | 0 | 0 | 1 | 0 | 0 | 0-0 | 0 | 0.00 |
| 3/17 | at MSST | 0.2 | 0 | 0 | 0 | 0 | 2 | 0 | 1 | 0 | 0-0 | 0 | 0.00 |
| 3/21 | vs. BEL | 0.0 | 1 | 3 | 3 | 1 | 0 | 0 | 1 | 0 | 0-0 | 0 | 7.36 |
| 3/24 | LSU | 0.1 | 1 | 0 | 0 | 1 | 0 | 0 | 0 | 0 | 0-0 | 0 | 6.75 |
| Totals | | 0 | 4.0 | 4 | 3 | 3 | 3 | 5 | 1 | 2 | 0-0 | 0 | 6.75 |

6 ★ Justin Wilson ★ Redshirt Sophomore

RHP ★ Vol State CC ★ Murfreesboro, Tenn.

PITCHING CAREER HIGHS

Innings Pitched: _____ 1.0, 4x, last vs. Eastern Kentucky (3/14/18)
 Strikeouts: _____ 3, vs. UMass-Lowell (2/24/18)
 Hits Allowed: _____ 1, 2x, last vs. Eastern Kentucky (3/14/18)
 Walks Allowed: _____ 2, at Long Beach State (3/7/18)
 Runs Allowed: _____ 1, 2x, last vs. Eastern Kentucky (3/14/18)

GAME-BY-GAME STATS

| DATE | OPP. | GS | IP | H | R | ER | BB | SO | WP | HBP | W-L | SV | ERA |
|---------------|---------|----------|------------|----------|----------|----------|----------|----------|----------|----------|------------|----------|-------------|
| 2/21 | PRESBY | 1.0 | 0 | 0 | 0 | 0 | 0 | 2 | 0 | 0 | 0-0 | 0 | 0.00 |
| 2/24 | UML | 1.0 | 1 | 0 | 0 | 0 | 3 | 1 | 1 | 0 | 0-0 | 0 | 0.00 |
| 3/03 | vs. ULL | 1.0 | 0 | 0 | 0 | 0 | 0 | 1 | 0 | 0 | 0-0 | 0 | 0.00 |
| 3/07 | at LBSU | 0.1 | 0 | 1 | 1 | 2 | 0 | 0 | 0 | 0 | 0-0 | 0 | 2.70 |
| 3/14 | EKU | 1.0 | 1 | 1 | 1 | 1 | 1 | 0 | 1 | 0 | 0-0 | 0 | 4.15 |
| Totals | | 0 | 4.1 | 2 | 2 | 2 | 3 | 7 | 1 | 2 | 0-0 | 0 | 4.15 |

TEAM GAME HIGHS

BATTING

| | | |
|-----------------------|----|-------------------------------------|
| At bats:..... | 42 | vs Austin Peay (Feb 27, 2018) |
| Runs scored:..... | 19 | vs Austin Peay (Feb 27, 2018) |
| Hits:..... | 19 | vs Austin Peay (Feb 27, 2018) |
| RBI's:..... | 17 | vs Austin Peay (Feb 27, 2018) |
| Doubles:..... | 5 | vs UMass-Lowell (Feb 23, 2018) |
| Triples:..... | 1 | (4 games) |
| Home runs:..... | 3 | vs UMass-Lowell (Feb 24, 2018) |
| | 3 | vs Austin Peay (Feb 27, 2018) |
| Total bases:..... | 32 | vs Austin Peay (Feb 27, 2018) |
| Walks:..... | 14 | vs UMass-Lowell (Feb 23, 2018) |
| Strikeouts:..... | 13 | vs UMass-Lowell (Feb 23, 2018) |
| | 13 | at Mississippi State (Mar 17, 2018) |
| Sac hits:..... | 3 | at Mississippi State (Mar 16, 2018) |
| Sac flies:..... | 1 | (4 games) |
| Stolen bases:..... | 7 | vs UMass-Lowell (Feb 25, 2018) |
| Hit by pitch:..... | 4 | vs TCU (Mar 11, 2018) |
| Caught stealing:..... | 2 | at Long Beach State (Mar 07, 2018) |
| | 2 | at Mississippi State (Mar 17, 2018) |
| Runners LOB:..... | 14 | vs UMass-Lowell (Feb 23, 2018) |
| Hit into DP:..... | | (4 games) |

FIELDING

| | | |
|--------------------|----|-------------------------------------|
| Putouts:..... | 28 | vs Sam Houston State (Mar 02, 2018) |
| Assists:..... | 14 | vs LSU (Mar 23, 2018) |
| Errors:..... | 3 | at Mississippi State (Mar 17, 2018) |
| Passed balls:..... | 1 | vs TCU (Mar 11, 2018) |
| DPs turned:..... | 3 | vs. LSU (Mar 24, 2018) |

PITCHING

| | | |
|-----------------------|-----|-------------------------------------|
| Innings pitched:..... | 9.1 | vs Sam Houston State (Mar 02, 2018) |
| Runs allowed:..... | 8 | vs Belmont (Mar 21, 2018) |
| Earned runs:..... | 7 | vs Sam Houston State (Mar 02, 2018) |
| | 7 | vs Belmont (Mar 21, 2018) |
| Walks allowed:..... | 8 | vs Austin Peay (Feb 27, 2018) |
| Strikeouts:..... | 14 | at Mississippi State (Mar 17, 2018) |
| Hits allowed:..... | 12 | vs Houston (Mar 04, 2018) |
| Doubles allowed:..... | 5 | vs Houston (Mar 04, 2018) |
| Triples allowed:..... | 1 | vs TCU (Mar 11, 2018) |
| | 1 | vs LSU (Mar 23, 2018) |
| | 1 | vs. LSU (Mar 24, 2018) |
| Homers allowed:..... | 4 | vs Sam Houston State (Mar 02, 2018) |
| Wild pitches:..... | 3 | vs Austin Peay (Feb 27, 2018) |
| Hit batters:..... | 4 | vs Duke (Feb 16, 2018) |

INDIVIDUAL GAME HIGHS

BATTING

| | | |
|-----------------------|----|---|
| At bats:..... | 6 | Connor Kaiser vs Presbyterian (Feb 21, 2018) |
| | 6 | Ethan Paul vs UMass-Lowell (Feb 24, 2018) |
| | 6 | Ethan Paul vs Austin Peay (Feb 27, 2018) |
| Runs scored:..... | 3 | (5 games) |
| Hits:..... | 4 | (4 games) |
| RBI's:..... | 7 | Ethan Paul vs UMass-Lowell (Feb 24, 2018) |
| Doubles:..... | 2 | (4 games) |
| Triples:..... | 1 | (4 games) |
| Home runs:..... | 2 | J. Gonzalez vs UMass-Lowell (Feb 24, 2018) |
| Total bases:..... | 11 | J. Gonzalez vs UMass-Lowell (Feb 24, 2018) |
| Walks:..... | 4 | Philip Clarke vs UMass-Lowell (Feb 23, 2018) |
| Strikeouts:..... | 4 | Julian Infante vs UMass-Lowell (Feb 23, 2018) |
| | 4 | Austin Martin vs Indiana State (Feb 28, 2018) |
| Sac hits:..... | 2 | A. Martin at Mississippi State (Mar 16, 2018) |
| Sac flies:..... | 1 | (4 games) |
| Stolen bases:..... | 3 | Austin Martin vs Presbyterian (Feb 21, 2018) |
| Hit by pitch:..... | 2 | Austin Martin vs UMass-Lowell (Feb 24, 2018) |
| Caught stealing:..... | 1 | (7 games) |
| Runners LOB:..... | 7 | Julian Infante vs UMass-Lowell (Feb 23, 2018) |

FIELDING

| | | |
|--------------------|----|--------------------------------------|
| Putouts:..... | 13 | Philip Clarke vs Duke (Feb 17, 2018) |
| | 13 | Stephen Scott vs Duke (Feb 18, 2018) |
| Assists:..... | 8 | Connor Kaiser vs LSU (Mar 23, 2018) |
| Errors:..... | 1 | (13 games) |
| Passed balls:..... | 1 | Stephen Scott vs TCU (Mar 11, 2018) |

PITCHING

| | | |
|-----------------------|-----|--|
| Innings pitched:..... | 7.0 | Drake Fellows at UCLA (Mar 09, 2018) |
| | 7.0 | Mason Hickman vs. LSU (Mar 25, 2018) |
| Runs allowed:..... | 5 | Maddux Conger vs Austin Peay (Feb 27, 2018) |
| Earned runs:..... | 4 | Jake Eder vs Indiana State (Feb 28, 2018) |
| Walks allowed:..... | 5 | Maddux Conger vs Austin Peay (Feb 27, 2018) |
| | 5 | D. Fellows at Mississippi State (Mar 16, 2018) |
| Strikeouts:..... | 9 | Drake Fellows at UCLA (Mar 09, 2018) |
| | 9 | Mason Hickman vs. LSU (Mar 25, 2018) |
| Hits allowed:..... | 7 | Zach King vs UMass-Lowell (Feb 24, 2018) |
| Doubles allowed:..... | 3 | Mason Hickman vs Houston (Mar 04, 2018) |
| Triples allowed:..... | 1 | Patrick Raby vs TCU (Mar 11, 2018) |
| | 1 | Drake Fellows vs LSU (Mar 23, 2018) |
| | 1 | Patrick Raby vs. LSU (Mar 24, 2018) |
| Homers allowed:..... | 2 | Jake Eder vs Indiana State (Feb 28, 2018) |
| | 2 | J. Gillis vs Sam Houston State (Mar 02, 2018) |
| Wild pitches:..... | 3 | Maddux Conger vs Austin Peay (Feb 27, 2018) |
| Hit batters:..... | 2 | Jackson Gillis vs Duke (Feb 16, 2018) |
| | 2 | Drake Fellows vs Duke (Feb 16, 2018) |

2018 SEASON RESULTS

Record: 17-7 Home: 11-3 Away: 4-1 Neutral: 2-3 SEC: 5-1

| DATE | OPPONENT | | SCORE | | R-H-E | R-H-E | INNS | OVERALL | SEC | PITCHER OF RECORD | ATTEND | TIME |
|--------------|---------------------------|---|-------|---|---------|--------|------|---------|-------|-------------------|--------|------|
| Feb 16, 2018 | #25 DUKE | W | 9-1 | | 9-15-1 | 1-3-0 | 9 | 1-0-0 | 0-0-0 | Gillis (W 1-0) | 2587 | 3:32 |
| Feb 17, 2018 | #25 DUKE | | 4-5 | L | 4-9-0 | 5-9-3 | 9 | 1-1-0 | 0-0-0 | Raby (L 0-1) | 2533 | 3:07 |
| Feb 18, 2018 | #25 DUKE | W | 9-1 | | 9-13-0 | 1-6-1 | 9 | 2-1-0 | 0-0-0 | Hickman (W 1-0) | 3076 | 3:06 |
| Feb 20, 2018 | PRESBYTERIAN | W | 7-1 | | 7-12-0 | 1-5-1 | 9 | 3-1-0 | 0-0-0 | Conger (W 1-0) | 2531 | 2:52 |
| Feb 21, 2018 | PRESBYTERIAN | W | 15-2 | | 15-11-1 | 2-6-4 | 9 | 4-1-0 | 0-0-0 | Eder (W 1-0) | 2420 | 3:21 |
| Feb 23, 2018 | UMASS-LOWELL | W | 15-0 | | 15-13-0 | 0-4-1 | 9 | 5-1-0 | 0-0-0 | Fellows (W 1-0) | 2599 | 3:37 |
| Feb 24, 2018 | UMASS-LOWELL | W | 15-2 | | 15-16-0 | 2-11-1 | 9 | 6-1-0 | 0-0-0 | Gillis (W 2-0) | 2579 | 3:14 |
| Feb 25, 2018 | UMASS-LOWELL | W | 9-2 | | 9-11-0 | 2-4-1 | 9 | 7-1-0 | 0-0-0 | T. Brown (W 1-0) | 2561 | 3:02 |
| Feb 27, 2018 | AUSTIN PEAY | W | 19-6 | | 19-19-2 | 6-6-1 | 9 | 8-1-0 | 0-0-0 | Hickman (W 2-0) | 2540 | 2:37 |
| Feb 28, 2018 | INDIANA STATE | W | 8-5 | | 5-5-5 | 8-9-8 | 9 | 9-1-0 | 0-0-0 | A. Brown (W 1-0) | 2427 | 2:50 |
| Mar 02, 2018 | Sam Houston State | | 6-7 | L | 6-9-0 | 7-9-1 | (10) | 9-2-0 | 0-0-0 | T. Brown (L 1-1) | 4972 | 3:17 |
| Mar 03, 2018 | Louisiana | | 0-3 | L | 0-5-0 | 3-7-0 | 9 | 9-3-0 | 0-0-0 | Raby (L 0-2) | 6796 | 2:53 |
| Mar 04, 2018 | vs. #24 Houston | W | 9-4 | | 9-7-0 | 4-12-2 | 9 | 10-3-0 | 0-0-0 | Hickman (W 3-0) | 5414 | 3:28 |
| Mar 07, 2018 | at Long Beach State | | 3-4 | L | 3-9-1 | 4-4-1 | 9 | 10-4-0 | 0-0-0 | King (L 0-1) | 1712 | 3:30 |
| Mar 09, 2018 | at #11 UCLA | W | 6-3 | | 6-4-0 | 3-9-2 | 9 | 11-4-0 | 0-0-0 | Fellows (W 2-0) | 1215 | 3:17 |
| Mar 11, 2018 | vs. #8 TCU | W | 7-4 | | 7-9-0 | 4-9-0 | 9 | 12-4-0 | 0-0-0 | Raby (W 1-2) | 1109 | 3:26 |
| Mar 14, 2018 | EASTERN KY. | | 5-6 | L | 5-10-1 | 6-7-1 | 9 | 12-5-0 | 0-0-0 | Eder (L 1-1) | 2668 | 3:45 |
| Mar 16, 2018 | at #19 Mississippi State* | W | 5-0 | | 5-10-0 | 0-5-3 | 9 | 13-5-0 | 1-0-0 | Fellows (W 3-0) | 4860 | 3:01 |
| Mar 17, 2018 | at #19 Mississippi State* | W | 10-1 | | 10-16-4 | 1-7-2 | 9 | 14-5-0 | 2-0-0 | Raby (W 2-2) | 6218 | 3:53 |
| Mar 18, 2018 | at #19 Mississippi State* | W | 4-3 | | 4-6-0 | 3-6-3 | 9 | 15-5-0 | 3-0-0 | Hickman (W 4-0) | 4569 | 3:24 |
| Mar 21, 2018 | vs. Belmont | | 5-8 | L | 5-8-2 | 8-8-3 | 9 | 15-6-0 | 3-0-0 | Eder (L 1-2) | 1006 | 3:47 |
| Mar 23, 2018 | #19 LSU* | W | 4-2 | | 4-7-0 | 2-8-1 | 9 | 16-6-0 | 4-0-0 | Fellows (W 4-0) | 3136 | 3:15 |
| Mar 24, 2018 | #19 LSU* | | 2-6 | L | 2-7-0 | 6-11-0 | 9 | 16-7-0 | 4-1-0 | Raby (L 2-3) | 3211 | 3:54 |
| Mar 25, 2018 | #19 LSU* | W | 1-0 | | 1-4-1 | 0-2-0 | 7 | 17-7-0 | 5-1-0 | Hickman (W 5-0) | 3399 | 1:35 |

* = Conference game

() extra inning game

GAME-BY-GAME OFFENSIVE STATISTICS

| DATE | OPPONENT | AB | R | H | RBI | 2B | 3B | HR | TB | BB | IBB | SB | CS | HBP | SAC | SF | GDP | K | PO | A | E | LOB | AVG. |
|---------------|------------------------|------------|------------|------------|------------|-----------|----------|-----------|------------|------------|----------|-----------|----------|-----------|----------|----------|-----------|------------|------------|------------|-----------|------------|-------------|
| Feb 16 | #25 DUKE | 37 | 9 | 15 | 8 | 2 | 0 | 0 | 17 | 3 | 0 | 2 | 0 | 1 | 0 | 1 | 1 | 3 | 27 | 11 | 1 | 9 | .405 |
| Feb 17 | #25 DUKE | 36 | 4 | 9 | 3 | 3 | 0 | 1 | 15 | 2 | 0 | 1 | 0 | 1 | 0 | 0 | 0 | 11 | 27 | 7 | 0 | 8 | .329 |
| Feb 18 | #25 DUKE | 36 | 9 | 13 | 8 | 1 | 0 | 1 | 17 | 5 | 0 | 2 | 0 | 1 | 1 | 0 | 1 | 6 | 27 | 8 | 0 | 10 | .339 |
| Feb 20 | PRESBYTERIAN | 34 | 7 | 12 | 6 | 4 | 0 | 1 | 19 | 4 | 0 | 2 | 1 | 1 | 0 | 0 | 1 | 5 | 27 | 11 | 0 | 8 | .343 |
| Feb 21 | PRESBYTERIAN | 39 | 15 | 11 | 10 | 3 | 1 | 1 | 19 | 10 | 0 | 6 | 0 | 1 | 0 | 0 | 0 | 4 | 27 | 9 | 1 | 11 | .330 |
| Feb 23 | UMASS-LOWELL | 36 | 15 | 13 | 14 | 5 | 0 | 1 | 21 | 14 | 0 | 1 | 0 | 2 | 0 | 1 | 0 | 13 | 27 | 11 | 0 | 14 | .335 |
| Feb 24 | UMASS-LOWELL | 39 | 15 | 16 | 14 | 3 | 0 | 3 | 28 | 6 | 0 | 4 | 0 | 3 | 1 | 0 | 0 | 12 | 27 | 6 | 0 | 10 | .346 |
| Feb 25 | UMASS-LOWELL | 33 | 9 | 11 | 8 | 0 | 1 | 1 | 16 | 9 | 0 | 7 | 0 | 0 | 0 | 0 | 2 | 4 | 27 | 12 | 0 | 9 | .345 |
| Feb 27 | AUSTIN PEAY | 42 | 19 | 19 | 17 | 4 | 0 | 3 | 32 | 9 | 0 | 5 | 1 | 1 | 0 | 0 | 0 | 9 | 27 | 11 | 2 | 9 | .358 |
| Feb 28 | INDIANA STATE | 32 | 8 | 9 | 8 | 4 | 0 | 2 | 19 | 3 | 0 | 0 | 0 | 0 | 0 | 1 | 0 | 11 | 27 | 6 | 1 | 4 | .352 |
| Mar 02 | vs. Sam Houston St. | 36 | 6 | 9 | 6 | 3 | 0 | 0 | 12 | 3 | 0 | 0 | 0 | 0 | 0 | 0 | 2 | 12 | 28 | 7 | 0 | 3 | .343 |
| Mar 03 | vs. Louisiana | 32 | 0 | 5 | 0 | 0 | 0 | 0 | 5 | 4 | 0 | 0 | 0 | 0 | 0 | 0 | 0 | 7 | 24 | 10 | 0 | 9 | .329 |
| Mar 04 | vs #24 Houston | 31 | 9 | 7 | 8 | 2 | 0 | 1 | 12 | 10 | 0 | 2 | 0 | 3 | 0 | 0 | 1 | 8 | 27 | 5 | 0 | 11 | .322 |
| Mar 07 | at Long Beach State | 31 | 3 | 9 | 3 | 0 | 0 | 1 | 12 | 4 | 0 | 0 | 2 | 0 | 0 | 0 | 1 | 10 | 24 | 12 | 1 | 5 | .320 |
| Mar 09 | at #11 UCLA | 29 | 6 | 4 | 6 | 1 | 0 | 1 | 8 | 9 | 0 | 0 | 0 | 0 | 2 | 1 | 1 | 4 | 27 | 7 | 0 | 8 | .310 |
| Mar 11 | vs. #8 TCU | 36 | 7 | 9 | 5 | 1 | 0 | 0 | 10 | 3 | 1 | 2 | 0 | 4 | 0 | 0 | 0 | 12 | 27 | 9 | 0 | 9 | .306 |
| Mar 14 | EASTERN KY. | 37 | 5 | 10 | 5 | 0 | 1 | 0 | 12 | 5 | 0 | 0 | 0 | 3 | 0 | 0 | 1 | 9 | 27 | 7 | 1 | 13 | .304 |
| Mar 16 | at #19 Mississippi St. | 34 | 5 | 10 | 2 | 3 | 1 | 0 | 15 | 2 | 0 | 0 | 0 | 1 | 3 | 0 | 1 | 10 | 27 | 8 | 0 | 8 | .303 |
| Mar 17 | at #19 Mississippi St. | 39 | 10 | 16 | 8 | 3 | 0 | 0 | 19 | 4 | 0 | 2 | 2 | 0 | 1 | 0 | 2 | 13 | 27 | 9 | 3 | 7 | .309 |
| Mar 18 | at #19 Mississippi St. | 35 | 4 | 6 | 2 | 2 | 0 | 0 | 8 | 7 | 2 | 2 | 0 | 2 | 0 | 0 | 1 | 11 | 27 | 8 | 0 | 13 | .303 |
| Mar 21 | vs Belmont | 37 | 5 | 8 | 2 | 0 | 0 | 0 | 8 | 6 | 0 | 2 | 1 | 1 | 0 | 0 | 0 | 12 | 27 | 11 | 2 | 12 | .298 |
| Mar 23 | #19 LSU | 32 | 4 | 7 | 4 | 1 | 0 | 2 | 14 | 4 | 0 | 6 | 0 | 0 | 0 | 0 | 0 | 11 | 27 | 14 | 0 | 8 | .295 |
| Mar 24 | #19 LSU | 33 | 2 | 7 | 2 | 1 | 0 | 0 | 8 | 2 | 0 | 0 | 0 | 2 | 0 | 0 | 0 | 7 | 27 | 13 | 0 | 8 | .292 |
| Mar 25 | #19 LSU | 21 | 1 | 4 | 0 | 1 | 0 | 0 | 5 | 1 | 0 | 1 | 0 | 0 | 1 | 0 | 0 | 8 | 21 | 7 | 1 | 4 | .289 |
| Totals | | 827 | 177 | 239 | 149 | 47 | 4 | 19 | 351 | 129 | 3 | 47 | 7 | 27 | 9 | 4 | 15 | 212 | 637 | 219 | 13 | 210 | .289 |

GAME-BY-GAME PITCHING STATISTICS

| Date | Opponent | IP | H | R | ER | BB | SO | 2B | 3B | HR | WP | BK | HBP | DP | IBB | Score | W | L | SV | ERA |
|---------------|------------------------|--------------|------------|-----------|-----------|-----------|------------|-----------|----------|-----------|-----------|----------|-----------|-----------|----------|---------------|-----------|----------|----------|-------------|
| Feb 16 | #25 DUKE | 9.0 | 3 | 1 | 1 | 5 | 9 | 1 | 0 | 0 | 0 | 1 | 4 | 1 | 0 | 9-1 | 1 | 0 | 0 | 1.00 |
| Feb 17 | #25 DUKE | 9.0 | 9 | 5 | 5 | 1 | 13 | 2 | 0 | 1 | 0 | 0 | 2 | 1 | 0 | 4-5 | 1 | 1 | 0 | 3.00 |
| Feb 18 | #25 DUKE | 9.0 | 6 | 1 | 1 | 4 | 13 | 1 | 0 | 0 | 1 | 1 | 1 | 2 | 0 | 9-1 | 2 | 1 | 0 | 2.33 |
| Feb 20 | PRESBYTERIAN | 9.0 | 5 | 1 | 1 | 2 | 7 | 1 | 0 | 0 | 0 | 0 | 1 | 1 | 0 | 7-1 | 3 | 1 | 0 | 2.00 |
| Feb 21 | PRESBYTERIAN | 9.0 | 6 | 2 | 1 | 1 | 9 | 1 | 0 | 0 | 1 | 0 | 1 | 2 | 0 | 15-2 | 4 | 1 | 0 | 1.80 |
| Feb 23 | UMASS-LOWELL | 9.0 | 4 | 0 | 0 | 2 | 11 | 0 | 0 | 0 | 0 | 0 | 1 | 1 | 0 | 15-0 | 5 | 1 | 0 | 1.50 |
| Feb 24 | UMASS-LOWELL | 9.0 | 11 | 2 | 2 | 1 | 13 | 2 | 0 | 0 | 2 | 0 | 1 | 2 | 0 | 15-2 | 6 | 1 | 0 | 1.57 |
| Feb 25 | UMASS-LOWELL | 9.0 | 4 | 2 | 2 | 1 | 12 | 0 | 0 | 0 | 0 | 0 | 1 | 0 | 0 | 9-2 | 7 | 1 | 0 | 1.62 |
| Feb 27 | AUSTIN PEAY | 9.0 | 6 | 6 | 2 | 8 | 7 | 3 | 0 | 1 | 3 | 0 | 0 | 0 | 0 | 19-6 | 8 | 1 | 0 | 1.67 |
| Feb 28 | INDIANA STATE | 9.0 | 5 | 5 | 5 | 2 | 9 | 0 | 0 | 3 | 0 | 0 | 1 | 0 | 0 | 8-5 | 9 | 1 | 0 | 2.00 |
| Mar 02 | vs. Sam Houston St. | 9.1 | 9 | 7 | 7 | 3 | 12 | 0 | 0 | 4 | 0 | 0 | 1 | 0 | 0 | 6-7 | 9 | 2 | 0 | 2.45 |
| Mar 03 | vs. Louisiana | 8.0 | 7 | 3 | 3 | 4 | 8 | 3 | 0 | 1 | 0 | 0 | 3 | 1 | 0 | 0-3 | 9 | 3 | 0 | 2.52 |
| Mar 04 | vs #24 Houston | 9.0 | 12 | 4 | 4 | 0 | 9 | 5 | 0 | 1 | 2 | 0 | 0 | 0 | 0 | 9-4 | 10 | 3 | 0 | 2.63 |
| Mar 07 | at Long Beach State | 8.0 | 4 | 4 | 4 | 7 | 8 | 0 | 0 | 0 | 2 | 0 | 0 | 0 | 0 | 3-4 | 10 | 4 | 0 | 2.75 |
| Mar 09 | at #11 UCLA | 9.0 | 9 | 3 | 3 | 2 | 13 | 2 | 0 | 1 | 0 | 0 | 0 | 0 | 0 | 6-3 | 11 | 4 | 1 | 2.77 |
| Mar 11 | vs. #8 TCU | 9.0 | 9 | 4 | 3 | 6 | 11 | 0 | 1 | 1 | 1 | 0 | 2 | 1 | 0 | 7-4 | 12 | 4 | 2 | 2.78 |
| Mar 14 | EASTERN KY. | 9.0 | 7 | 6 | 5 | 6 | 12 | 2 | 0 | 0 | 1 | 0 | 1 | 0 | 0 | 5-6 | 12 | 5 | 2 | 2.91 |
| Mar 16 | at #19 Mississippi St. | 9.0 | 5 | 0 | 0 | 7 | 10 | 0 | 0 | 0 | 1 | 0 | 0 | 2 | 0 | 5-0 | 13 | 5 | 3 | 2.75 |
| Mar 17 | at #19 Mississippi St. | 9.0 | 8 | 1 | 1 | 2 | 14 | 1 | 0 | 1 | 0 | 0 | 2 | 0 | 0 | 10-1 | 14 | 5 | 3 | 2.66 |
| Mar 18 | at #19 Mississippi St. | 9.0 | 6 | 3 | 3 | 3 | 10 | 1 | 0 | 0 | 1 | 1 | 0 | 0 | 0 | 4-3 | 15 | 5 | 4 | 2.67 |
| Mar 21 | vs Belmont | 9.0 | 8 | 8 | 7 | 6 | 10 | 3 | 0 | 0 | 1 | 0 | 1 | 0 | 0 | 5-8 | 15 | 6 | 4 | 2.88 |
| Mar 23 | #19 LSU | 9.0 | 8 | 2 | 2 | 4 | 8 | 0 | 1 | 0 | 0 | 0 | 1 | 2 | 0 | 4-2 | 16 | 6 | 5 | 2.84 |
| Mar 24 | #19 LSU | 9.0 | 11 | 6 | 6 | 5 | 5 | 1 | 1 | 1 | 1 | 0 | 0 | 3 | 0 | 2-6 | 16 | 7 | 5 | 2.98 |
| Mar 25 | #19 LSU | 7.0 | 2 | 0 | 0 | 2 | 9 | 0 | 0 | 0 | 0 | 0 | 0 | 0 | 0 | 1-0 | 17 | 7 | 5 | 2.88 |
| Totals | | 212.1 | 164 | 76 | 68 | 84 | 242 | 29 | 3 | 15 | 17 | 3 | 24 | 19 | 0 | 177-76 | 17 | 7 | 5 | 2.88 |

GAME-BY-GAME STARTERS BY POSITION

| Date | Opponent | C | 1B | 2B | 3B | SS | LF | CF | RF | DH |
|--------|------------------------|--------|---------|------|----------|--------|----------|---------|---------|----------|
| Feb 16 | #25 DUKE | Scott | Infante | Paul | Gonzalez | Kaiser | Jones | DeMarco | Bleday | King |
| Feb 17 | #25 DUKE | Clarke | Infante | Paul | Gonzalez | Kaiser | Jones | DeMarco | Bleday | Day |
| Feb 18 | #25 DUKE | Scott | Infante | Paul | Gonzalez | Kaiser | Martin | Jones | DeMarco | Fellows |
| Feb 20 | PRESBYTERIAN | Scott | Infante | Paul | Gonzalez | Kaiser | Jones | DeMarco | Ray | Martin |
| Feb 21 | PRESBYTERIAN | Clarke | Infante | Paul | Gonzalez | Kaiser | Jones | DeMarco | Bleday | Martin |
| Feb 23 | UMASS-LOWELL | Scott | Infante | Paul | Gonzalez | Kaiser | Martin | Jones | DeMarco | King |
| Feb 24 | UMASS-LOWELL | Clarke | Infante | Paul | Gonzalez | Kaiser | Jones | DeMarco | Bleday | Martin |
| Feb 25 | UMASS-LOWELL | Scott | Martin | Paul | Gonzalez | Kaiser | Jones | DeMarco | Bleday | Fellows |
| Feb 27 | AUSTIN PEAY | Scott | Martin | Paul | Gonzalez | Kaiser | Grisanti | Jones | DeMarco | Day |
| Feb 28 | INDIANA STATE | Clarke | Martin | Paul | Gonzalez | Kaiser | Jones | DeMarco | Bleday | T. Brown |
| Mar 02 | vs. Sam Houston St. | Scott | Infante | Paul | Gonzalez | Kaiser | Jones | DeMarco | Bleday | Martin |
| Mar 03 | vs. Louisiana | Clarke | Infante | Paul | Gonzalez | Kaiser | Grisanti | DeMarco | Bleday | Martin |
| Mar 04 | vs. #24 Houston | Scott | Martin | Paul | Gonzalez | Kaiser | Grisanti | DeMarco | Bleday | Fellows |
| Mar 07 | at Long Beach St. | Clarke | Infante | Paul | Gonzalez | Kaiser | Grisanti | DeMarco | Bleday | Scott |
| Mar 09 | at #11 UCLA | Clarke | Infante | Paul | Gonzalez | Kaiser | Jones | DeMarco | Bleday | Grisanti |
| Mar 11 | vs. #8 TCU | Scott | Infante | Paul | Gonzalez | Kaiser | Grisanti | DeMarco | Bleday | Martin |
| Mar 14 | EASTERN KY. | Duvall | Infante | Paul | Gonzalez | Kaiser | Grisanti | DeMarco | Bleday | Martin |
| Mar 16 | at #19 Mississippi St. | Clarke | Infante | Paul | Gonzalez | Kaiser | Grisanti | DeMarco | Bleday | Martin |
| Mar 17 | at #19 Mississippi St. | Clarke | Infante | Paul | Gonzalez | Kaiser | Grisanti | DeMarco | Bleday | Martin |
| Mar 18 | at #19 Mississippi St. | Scott | Infante | Paul | Gonzalez | Kaiser | Martin | DeMarco | Bleday | Fellows |
| Mar 21 | vs. Belmont | Clarke | Infante | Paul | Gonzalez | Kaiser | Martin | DeMarco | Ray | Hickman |
| Mar 23 | #19 LSU | Scott | Infante | Paul | Martin | Kaiser | Jones | DeMarco | Bleday | Clarke |
| Mar 24 | #19 LSU | Clarke | Infante | Paul | Martin | Kaiser | Jones | DeMarco | Bleday | Fellows |
| Mar 25 | #19 LSU | Scott | Infante | Paul | Martin | Kaiser | Jones | DeMarco | Bleday | Clarke |

STARTERS BREAKDOWN

(Win-Loss record in parenthesis)

PITCHER:

| | | |
|----------------|-------|-------|
| Drake Fellows | 6 | (5-1) |
| Jake Eder | 5 | (2-3) |
| Mason Hickman | 3 | (3-0) |
| Patrick Raby3 | (1-2) | |
| Chandler Day | 3 | (3-0) |
| Zach King | 2 | (1-1) |
| Jackson Gillis | 1 | (1-0) |
| Maddux Conger | 1 | (1-0) |

CATCHER:

| | | |
|---------------|----|--------|
| Stephen Scott | 12 | (11-1) |
| Philip Clarke | 11 | (6-5) |
| Ty Duvall | 1 | (0-1) |

FIRST BASE:

| | | |
|----------------|----|--------|
| Julian Infante | 20 | (13-7) |
| Austin Martin | 4 | (4-0) |

SECOND BASE:

| | | |
|------------|----|--------|
| Ethan Paul | 24 | (17-7) |
|------------|----|--------|

THIRD BASE:

| | | |
|-----------------|----|--------|
| Jayson Gonzalez | 21 | (15-6) |
| Austin Martin | 3 | (2-1) |

SHORTSTOP:

| | | |
|---------------|----|--------|
| Connor Kaiser | 24 | (17-7) |
|---------------|----|--------|

LEFT FIELD:

| | | |
|-----------------|----|-------|
| Alonzo Jones | 12 | (9-3) |
| Walker Grisanti | 8 | (5-3) |
| Austin Martin | 4 | (3-1) |

CENTER FIELD:

| | | |
|--------------|----|--------|
| Pat DeMarco | 21 | (14-7) |
| Alonzo Jones | 3 | (3-0) |

RIGHT FIELD:

| | | |
|--------------|----|--------|
| JJ Bleday | 19 | (13-6) |
| Pat DeMarco | 3 | (3-0) |
| Harrison Ray | 2 | (1-1) |

DESIGNATED HITTER:

| | | |
|-----------------|---|-------|
| Austin Martin | 9 | (6-3) |
| Drake Fellows | 5 | (4-1) |
| Philip Clarke | 2 | (2-0) |
| Chandler Day | 2 | (1-1) |
| Zach King | 2 | (2-0) |
| Walker Grisanti | 1 | (1-0) |
| Stephen Scott | 1 | (0-1) |
| Mason Hickman | 1 | (0-1) |
| Tyler Brown | 1 | (1-0) |

STARTERS BREAKDOWN

(Win-Loss record in parenthesis)

LEADOFF:

| | | |
|-----------------|----|--------|
| Austin Martin | 14 | (10-2) |
| Walker Grisanti | 7 | (5-2) |
| Pat DeMarco | 2 | (1-1) |
| Philip Clarke | 1 | (1-0) |

2ND SPOT:

| | | |
|---------------|----|-------|
| Connor Kaiser | 12 | (9-3) |
| Austin Martin | 5 | (4-1) |
| Ethan Paul | 3 | (2-1) |
| Philip Clarke | 2 | (1-1) |
| Stephen Scott | 2 | (1-1) |

3RD SPOT:

| | | |
|-------------|----|--------|
| Ethan Paul | 13 | (10-3) |
| Pat DeMarco | 10 | (6-4) |
| JJ Bleday | 1 | (1-0) |

CLEANUP:

| | | |
|----------------|----|--------|
| Pat DeMarco | 12 | (10-2) |
| JJ Bleday | 8 | (6-2) |
| Julian Infante | 2 | (1-1) |
| Mason Hickman | 1 | (0-1) |
| Ethan Paul | 1 | (0-1) |

5TH SPOT:

| | | |
|-----------------|---|-------|
| Connor Kaiser | 7 | (5-2) |
| Philip Clarke | 5 | (3-2) |
| JJ Bleday | 3 | (1-2) |
| Jayson Gonzalez | 2 | (1-1) |
| Zach King | 2 | (2-0) |
| Chandler Day | 1 | (1-0) |
| Drake Fellows | 1 | (1-0) |
| Ethan Paul | 1 | (1-0) |
| Julian Infante | 1 | (1-0) |
| Stephen Scott | 1 | (1-0) |

6TH SPOT:

| | | |
|-----------------|---|-------|
| Jayson Gonzalez | 8 | (5-3) |
| Ethan Paul | 5 | (3-2) |
| Connor Kaiser | 3 | (2-1) |
| Julian Infante | 3 | (3-0) |
| Philip Clarke | 3 | (2-1) |
| Drake Fellows | 1 | (1-0) |
| Stephen Scott | 1 | (1-0) |

7TH SPOT:

| | | |
|-----------------|---|-------|
| JJ Bleday | 7 | (5-2) |
| Jayson Gonzalez | 6 | (5-1) |
| Stephen Scott | 4 | (3-1) |
| Drake Fellows | 2 | (2-0) |
| Julian Infante | 2 | (1-1) |
| Connor Kaiser | 2 | (1-1) |
| Philip Clarke | 1 | (0-1) |

8TH SPOT:

| | | |
|-----------------|---|-------|
| Julian Infante | 5 | (2-3) |
| Jayson Gonzalez | 5 | (4-1) |
| Stephen Scott | 4 | (4-0) |
| Alonzo Jones | 3 | (2-1) |
| Walker Grisanti | 1 | (1-0) |
| Tyler Brown | 1 | (1-0) |
| Drake Fellows | 1 | (0-1) |
| Ty Duvall | 1 | (0-1) |
| Philip Clarke | 1 | (1-0) |
| Ethan Paul | 1 | (1-0) |
| Harrison Ray | 1 | (1-0) |

9TH SPOT:

| | | |
|-----------------|----|--------|
| Alonzo Jones | 12 | (10-2) |
| Julian Infante | 7 | (5-2) |
| Walker Grisanti | 1 | (0-1) |
| Austin Martin | 1 | (1-0) |
| Chandler Day | 1 | (0-1) |
| Harrison Ray | 1 | (0-1) |

GAME-BY-GAME BATTING ORDER

| Date | Opponent | 1 | 2 | 3 | 4 | 5 | 6 | 7 | 8 | 9 |
|--------|------------------------|----------|--------|---------|---------|----------|----------|----------|----------|----------|
| Feb 16 | #25 DUKE | DeMarco | Kaiser | Paul | Infante | King | Gonzalez | Bleday | Jones | Scott |
| Feb 17 | #25 DUKE | DeMarco | Kaiser | Paul | Infante | Clarke | Gonzalez | Bleday | Jones | Day |
| Feb 18 | #25 DUKE | Martin | Kaiser | Paul | DeMarco | Scott | Infante | Fellows | Gonzalez | Jones |
| Feb 20 | PRESBYTERIAN | Martin | Kaiser | Paul | DeMarco | Infante | Scott | Gonzalez | Ray | Jones |
| Feb 21 | PRESBYTERIAN | Martin | Kaiser | Paul | DeMarco | Clarke | Infante | Bleday | Gonzalez | Jones |
| Feb 23 | UMASS-LOWELL | Martin | Kaiser | Paul | DeMarco | King | Infante | Scott | Gonzalez | Jones |
| Feb 24 | UMASS-LOWELL | Martin | Kaiser | Paul | DeMarco | Clarke | Gonzalez | Bleday | Infante | Jones |
| Feb 25 | UMASS-LOWELL | Martin | Kaiser | Paul | DeMarco | Fellows | Gonzalez | Bleday | Scott | Jones |
| Feb 27 | AUSTIN PEAY | Martin | Kaiser | Paul | DeMarco | Day | Gonzalez | Scott | Grisanti | Jones |
| Feb 28 | INDIANA STATE | Martin | Kaiser | Paul | DeMarco | Clarke | Gonzalez | Bleday | T. Brown | Jones |
| Mar 02 | vs. Sam Houston St. | Martin | Kaiser | Paul | DeMarco | Bleday | Gonzalez | Scott | Infante | Jones |
| Mar 03 | vs. Louisiana | Martin | Kaiser | Paul | DeMarco | Clarke | Gonzalez | Bleday | Infante | Grisanti |
| Mar 04 | vs. #24 Houston | Grisanti | Scott | Paul | DeMarco | Bleday | Kaiser | Fellows | Gonzalez | Martin |
| Mar 07 | at Long Beach St. | Grisanti | Scott | DeMarco | Paul | Bleday | Kaiser | Clarke | Gonzalez | Infante |
| Mar 09 | at #11 UCLA | Grisanti | Paul | DeMarco | Bleday | Kaiser | Clarke | Gonzalez | Infante | Jones |
| Mar 11 | vs. #8 TCU | Grisanti | Martin | DeMarco | Bleday | Gonzalez | Paul | Kaiser | Scott | Infante |
| Mar 14 | EASTERN KY. | Grisanti | Martin | DeMarco | Bleday | Gonzalez | Paul | Kaiser | Duvall | Infante |
| Mar 16 | at #19 Mississippi St. | Grisanti | Martin | DeMarco | Bleday | Kaiser | Paul | Gonzalez | Clarke | Infante |
| Mar 17 | at #19 Mississippi St. | Grisanti | Martin | DeMarco | Bleday | Kaiser | Clarke | Gonzalez | Paul | Infante |
| Mar 18 | at #19 Mississippi St. | Martin | Paul | DeMarco | Bleday | Kaiser | Fellows | Gonzalez | Scott | Infante |
| Mar 21 | vs. Belmont | Martin | Paul | DeMarco | Hickman | Kaiser | Clarke | Gonzalez | Infante | Ray |
| Mar 23 | #19 LSU | Martin | Clarke | DeMarco | Bleday | Kaiser | Paul | Infante | Scott | Jones |
| Mar 24 | #19 LSU | Martin | Clarke | DeMarco | Bleday | Kaiser | Paul | Infante | Fellows | Jones |
| Mar 25 | #19 LSU | Clarke | Martin | Bleday | DeMarco | Paul | Kaiser | Scott | Jones | Infante |

VANDERBILT HOME RUNS

| No. | Player | Game # | Date | Opponent | Pitcher | Runs | Inn | Outs | Count | Final |
|-----|----------|--------|---------|-----------------|----------------|------|-----|------|-------|---------|
| 1. | Scott | 2 | Feb. 17 | #25 Duke | Stinson, G | 1 | 7 | 2 | 0-2 | L, 5-4 |
| 2. | Martin | 3 | Feb. 18 | #25 Duke | Stallings, M * | 1 | 1 | 0 | 1-1 | W, 9-1 |
| 3. | Paul | 4 | Feb. 20 | Presbyterian | PARADIS, A. | 1 | 1 | 2 | 2-1 | W, 7-1 |
| 4. | Clarke | 5 | Feb. 21 | Presbyterian | McLAUGHLIN | 3 | 1 | 2 | 0-0 | W, 15-2 |
| 5. | Bleday | 6 | Feb. 23 | UMass-Lowell | Hoar III | 1 | 7 | 2 | 1-0 | W, 15-0 |
| 6. | Gonzalez | 7 | Feb. 24 | UMass-Lowell | Riley | 3 | 5 | 1 | 3-2 | W, 15-2 |
| 7. | Paul | 7 | Feb. 24 | UMass-Lowell | Constant | 4 | 5 | 2 | 3-2 | W, 15-2 |
| 8. | Gonzalez | 7 | Feb. 24 | UMass-Lowell | Hoar III | 2 | 8 | 0 | 2-2 | W, 15-2 |
| 9. | Scott | 8 | Feb. 25 | UMass-Lowell | Rand | 3 | 6 | 1 | 1-2 | W, 9-2 |
| 10. | Paul | 9 | Feb. 27 | AUSTIN PEAY | Gollert | 2 | 3 | 1 | 0-0 | W, 19-6 |
| 11. | Grisanti | 9 | Feb. 27 | AUSTIN PEAY | Rye | 3 | 4 | 2 | 3-2 | W, 19-6 |
| 12. | Bleday | 9 | Feb. 27 | AUSTIN PEAY | Wilson | 1 | 8 | 0 | 1-0 | W, 19-6 |
| 13. | DeMarco | 10 | Feb. 28 | INDIANA STATE | Ward | 1 | 6 | 0 | 2-2 | W, 8-5 |
| 14. | Jones | 10 | Feb. 28 | INDIANA STATE | Ridgway | 3 | 6 | 2 | 0-1 | W, 8-5 |
| 15. | Bleday | 13 | Mar. 4 | vs. #24 Houston | Randel | 2 | 1 | 1 | 3-2 | W, 9-4 |
| 16. | Gonzalez | 14 | Mar. 7 | at Long Beach | S. Sanchez | 1 | 5 | 0 | 0-1 | L, 4-3 |
| 17. | Paul | 15 | Mar. 9 | at #11 UCLA | Bird | 2 | 2 | 2 | 2-1 | W, 6-3 |
| 18. | Infante | 22 | Mar. 23 | #19 LSU | Z. Hess | 2 | 2 | 1 | 1-1 | W, 4-2 |
| 19. | DeMarco | 22 | Mar. 23 | #19 LSU | Z. Hess | 2 | 3 | 1 | 1-2 | W, 4-2 |

* - leadoff home run

HOME RUN TRACKER

| Player | Career HR | Last HR | Opponent | Runs | Inn | Outs | Count | Final |
|----------|-----------|-----------------|----------------------|------|-----|------|-------|---------|
| Bleday | 5 | March 4, 2018 | vs. #24 Houston | 2 | 1 | 1 | 3-2 | W, 9-4 |
| Clarke | 1 | Feb. 21, 2018 | vs. Presbyterian | 3 | 1 | 2 | 0-0 | W, 15-2 |
| DeMarco | 2 | March. 23, 2018 | vs. #19 LSU | 2 | 3 | 1 | 1-2 | W, 4-2 |
| Gonzalez | 3 | March 7, 2018 | at Long Beach | 1 | 5 | 0 | 0-1 | L, 4-3 |
| Grisanti | 2 | Feb. 27, 2018 | vs. Austin Peay | 3 | 4 | 2 | 3-2 | W, 19-6 |
| Infante | 18 | March 23, 2018 | vs. #19 LSU | 2 | 2 | 1 | 1-1 | W, 4-2 |
| Jones | 2 | Feb. 28, 2018 | vs. Indiana State | 3 | 6 | 2 | 0-1 | W, 8-5 |
| Kaiser | 1 | May 23, 2017 | vs. South Carolina | 1 | 7 | 1 | 2-2 | L, 7-4 |
| Martin | 1 | Feb. 18, 2018 | vs. #25 Duke | 1 | 1 | 0 | 1-1 | W, 9-1 |
| Paul | 13 | March 9, 2018 | at #11 UCLA | 2 | 2 | 2 | 2-1 | W, 6-3 |
| Ray | 1 | Feb. 28, 2017 | vs. Southeastern La. | 2 | 6 | 0 | 0-0 | W, 9-6 |
| Scott | 5 | Feb. 25, 2018 | vs. UMass-Lowell | 3 | 6 | 1 | 1-2 | W, 9-2 |

BIG INNINGS (FOUR-PLUS RUNS)

VANDERBILT

| Date | Opponent | Inning | Runs | Result |
|------|------------------------|--------|------|-------------|
| 2/16 | #25 Duke | 5 | 5 | W, 9-1 |
| 2/18 | #25 Duke | 6 | 5 | W, 9-1 |
| 2/20 | Presbyterian | 7 | 4 | W, 7-1 |
| 2/21 | Presbyterian | 8 | 6 | W, 15-2 |
| 2/23 | UMass-Lowell | 4 | 5 | W, 15-0 |
| 2/23 | UMass-Lowell | 8 | 5 | W, 15-0 |
| 2/24 | UMass-Lowell | 5 | 10 | W, 15-2 |
| 2/27 | Austin Peay | 4 | 8 | W, 19-6 |
| 2/27 | Austin Peay | 8 | 4 | W, 19-6 |
| 2/28 | Indiana State | 6 | 4 | W, 8-5 |
| 3/02 | vs. Sam Houston St. | 5 | 4 | L, 7-6 (10) |
| 3/04 | vs. #24 Houston | 1 | 4 | W, 9-4 |
| 3/14 | EASTERN KY. | 9 | 4 | L, 6-5 |
| 3/17 | at #19 Mississippi St. | 8 | 7 | W, 10-1 |
| 3/18 | at #19 Mississippi St. | 5 | 4 | W, 4-3 |

OPPONENTS

| Date | Opponent | Inning | Runs | Result |
|------|-------------|--------|------|--------|
| 3/21 | vs. Belmont | 5 | 5 | L, 8-5 |

HOME RUN BREAKDOWN

| | |
|--------------------------|----|
| at Home | 16 |
| on the Road | 2 |
| at Neutral Site | 1 |
| vs. RHP | 10 |
| vs. LHP | 9 |
| vs. SEC Teams | 2 |
| vs. Non-Conference Teams | 17 |
| with 0 outs | 5 |
| with 1 out | 6 |
| with 2 outs | 8 |
| Solo HR | 7 |
| 2-run HR | 6 |
| 3-run HR | 5 |
| Grand Slam | 1 |
| Inside-the-Park HR | 0 |
| February | 14 |
| March | 5 |
| April | 0 |
| May | 0 |
| June | 0 |

| | |
|------------------|---|
| in 1st inning | 4 |
| in 2nd inning | 2 |
| in 3rd inning | 2 |
| in 4th inning | 1 |
| in 5th inning | 3 |
| in 6th inning | 3 |
| in 7th inning | 2 |
| in 8th inning | 2 |
| in 9th inning | 0 |
| in extra innings | 0 |

| | |
|----------------|---|
| Leadoff hitter | 1 |
| 2-hole | 1 |
| 3-hole | 4 |
| Cleanup | 2 |
| 5-hole | 2 |
| 6-hole | 2 |
| 7-hole | 1 |
| 8-hole | 3 |
| 9-hole | 1 |
| Pinch hitter | 2 |

| | |
|-----------------|---|
| to Left Field | 6 |
| to Left Center | 2 |
| to Centerfield | 4 |
| to Right Center | 1 |
| to Right Field | 6 |

| | |
|-------------|----|
| Day Games | 14 |
| Night Games | 5 |

| | |
|-----------|----|
| Starters | 10 |
| Relievers | 9 |

| | |
|-------------------------|---|
| To tie the game | 1 |
| To put Vanderbilt ahead | 9 |
| Walkoff HR | 0 |

| | |
|-----------------------|---|
| To lead off a game | 1 |
| To lead off an inning | 4 |

| | |
|-------------------|------|
| Record with HR | 11-2 |
| Record without HR | 6-5 |

VANDERBILT RECORD WHEN...

| | 2018 |
|----------------------|------|
| Total | 17-7 |
| Conference | 5-1 |
| Non-Conf | 12-6 |
| Home | 11-3 |
| Away | 4-1 |
| Neutral | 2-3 |
| Day | 13-3 |
| Night | 4-4 |
| vs Left | 8-0 |
| vs Right | 9-7 |
| 1-Run games | 2-4 |
| 2-Run games | 1-0 |
| 5+Run games | 11-0 |
| Extra inns | 0-1 |
| Shutouts | 3-1 |
| Scoring 0-2 runs | 0-1 |
| Scoring 3-5 runs | 3-4 |
| Scoring 6-9 runs | 8-1 |
| Scoring 10+ runs | 5-0 |
| Opponent 0-2 runs | 11-0 |
| Opponent 3-5 runs | 5-3 |
| Opponent 6-9 runs | 1-4 |
| Opponent 10+ runs | 0-0 |
| Scored in 1st inning | 8-0 |
| Scores first | 9-4 |
| Opp. scores first | 8-3 |
| After 6 leading | 17-2 |
| After 6 trailing | 0-5 |
| After 6 tied | 0-0 |
| After 7 leading | 16-1 |
| After 7 trailing | 0-5 |
| After 7 tied | 0-1 |
| After 8 leading | 16-1 |
| After 8 trailing | 0-6 |
| After 8 tied | 0-0 |
| Hit 0 home runs | 6-5 |
| Hit 1 home run | 7-2 |
| Hit 2+ home runs | 4-0 |
| Opponent 0 home runs | 11-3 |
| Opponent 1 home run | 5-3 |
| Opponent 2+ HRs | 1-1 |
| Made 0 errors | 11-4 |
| Made 1 error | 4-2 |
| Made 2+ errors | 2-1 |
| Opp. made 0 errors | 2-2 |
| Opp. made 1 error | 9-3 |
| Opp. made 2+ errors | 6-2 |
| Out-hit opponent | 12-2 |
| Out-hit by opponent | 3-2 |
| Hits are tied | 2-3 |

MISCELLANEOUS STATS

| HITTING | Longest | Current |
|------------------|---------|---------|
| Pat DeMarco | 8 | - |
| JJ Bleday | 8 | 3 |
| Ethan Paul | 8 | 4 |
| Austin Martin | 7 | - |
| Stephen Scott | 7 | - |
| Connor Kaiser | 7 | - |
| Philip Clarke | 7 | 1 |
| Jayson Gonzalez | 5 | - |
| Julian Infante | 5 | - |
| Alonzo Jones | 4 | - |
| Walker Grisanti | 4 | - |
| Harrison Ray | 2 | - |
| Garrett Blaylock | 2 | - |
| Cooper Davis | 1 | - |
| Ty Duvall | 1 | 1 |

| REACHED BASE | Longest | Current |
|------------------|---------|---------|
| Connor Kaiser | 26 | - |
| Ethan Paul | 13 | 6 |
| Walker Grisanti | 13 | 1 |
| JJ Bleday | 12 | 12 |
| Stephen Scott | 11 | - |
| Pat DeMarco | 10 | - |
| Philip Clarke | 8 | 1 |
| Austin Martin | 7 | - |
| Alonzo Jones | 6 | - |
| Jayson Gonzalez | 6 | - |
| Julian Infante | 5 | 1 |
| Harrison Ray | 3 | - |
| Tyler Solomon | 2 | 2 |
| Cooper Davis | 2 | - |
| Ty Duvall | 2 | 2 |
| Garrett Blaylock | 2 | - |

GAME SUMMARY

Record when team scores:

| | | | | | | | | | | | |
|------|-----|-----|-----|-----|-----|-----|-----|-----|-----|-----|-----|
| Runs | 0 | 1 | 2 | 3 | 4 | 5 | 6 | 7 | 8 | 9 | 10+ |
| W-L | 0-1 | 1-0 | 0-1 | 0-1 | 2-1 | 1-2 | 1-1 | 2-0 | 1-0 | 4-0 | 5-0 |

Record when opponent scores:

| | | | | | | | | | | | |
|------|-----|-----|-----|-----|-----|-----|-----|-----|-----|-----|-----|
| Runs | 0 | 1 | 2 | 3 | 4 | 5 | 6 | 7 | 8 | 9 | 10+ |
| W-L | 3-0 | 4-0 | 4-0 | 2-1 | 2-1 | 1-1 | 1-2 | 0-1 | 0-1 | 0-0 | 0-0 |

Record when leading after:

| | | | | | | | | |
|------|-----|-----|------|------|------|------|------|------|
| Inn. | 1 | 2 | 3 | 4 | 5 | 6 | 7 | 8 |
| W-L | 8-0 | 8-1 | 12-3 | 12-2 | 15-2 | 17-2 | 16-1 | 16-1 |

Record when trailing after:

| | | | | | | | | |
|------|-----|-----|-----|-----|-----|-----|-----|-----|
| Runs | 1 | 2 | 3 | 4 | 5 | 6 | 7 | 8 |
| W-L | 4-2 | 2-2 | 2-3 | 3-4 | 1-4 | 0-5 | 0-5 | 0-6 |

Record when tied after:

| | | | | | | | | |
|------|-----|-----|-----|-----|-----|-----|-----|-----|
| Runs | 1 | 2 | 3 | 4 | 5 | 6 | 7 | 8 |
| W-L | 5-5 | 6-4 | 3-1 | 2-1 | 1-1 | 0-0 | 0-1 | 0-0 |

General summary:

| | |
|------------------------|---|
| Current winning streak | 1 |
| Longest winning streak | 8 |
| Longest losing streak | 2 |

| | |
|------------------|-----------------------------|
| Home attendance | 38267 (14 dates avg = 2733) |
| Away attendance | 37871 (10 dates avg = 3787) |
| Total attendance | 76138 (24 dates avg = 3172) |

INNING-BY-INNING SUMMARY

| | 1 | 2 | 3 | 4 | 5 | 6 | 7 | 8 | 9 | EX | Total |
|------------|----|----|----|----|----|----|----|----|---|----|-------|
| Vanderbilt | 16 | 15 | 12 | 16 | 35 | 25 | 19 | 29 | 9 | 1 | 177 |
| Opponents | 12 | 6 | 8 | 7 | 11 | 7 | 9 | 6 | 8 | 2 | 76 |

| MULTI-HIT GAMES | 2 | 3 | 4 | 5+ | Tot |
|-----------------|----|----|---|----|-----|
| Pat DeMarco | 10 | 3 | - | - | 13 |
| JJ Bleday | 8 | 1 | - | - | 9 |
| Connor Kaiser | 8 | - | - | - | 8 |
| Austin Martin | 5 | 2 | 1 | - | 8 |
| Ethan Paul | 4 | 1 | 1 | - | 6 |
| Philip Clarke | 4 | 1 | - | - | 5 |
| Jayson Gonzalez | 2 | - | 2 | - | 4 |
| Alonzo Jones | 3 | 1 | - | - | 4 |
| Julian Infante | 3 | - | - | - | 3 |
| Stephen Scott | 2 | 1 | - | - | 3 |
| Harrison Ray | 1 | - | - | - | 1 |
| TEAM | 50 | 10 | 4 | 0 | 64 |

| MULTI-RBI GAMES | 2 | 3 | 4 | 5+ | Tot |
|------------------|----|----|---|----|-----|
| Connor Kaiser | 7 | 1 | - | - | 8 |
| Pat DeMarco | 6 | - | 1 | - | 7 |
| Ethan Paul | 1 | 3 | 1 | 1 | 6 |
| Jayson Gonzalez | 1 | 1 | 1 | 1 | 4 |
| Philip Clarke | - | 3 | - | - | 3 |
| JJ Bleday | 1 | - | - | - | 1 |
| Julian Infante | 1 | - | - | - | 1 |
| Alonzo Jones | - | 1 | - | - | 1 |
| Garrett Blaylock | 1 | - | - | - | 1 |
| Walker Grisanti | - | 1 | - | - | 1 |
| Stephen Scott | - | - | 1 | - | 1 |
| TEAM | 18 | 10 | 4 | 2 | 34 |

VU ALL-TIME VS. OPPONENTS

| | |
|------------------------|-----------|
| Auburn | 61-93-1 |
| Austin Peay | 54-20-2 |
| Belmont | 56-14-0 |
| Duke | 2-1-0 |
| Eastern Kentucky | 0-2-0 |
| Evansville | 33-18-0 |
| Florida | 73-134-0 |
| Georgia | 113-120-0 |
| Houston | 1-2-0 |
| Indiana State | 5-3-0 |
| Kentucky | 121-125-3 |
| Lipscomb | 51-11-0 |
| Long Beach State | 5-2-0 |
| Louisiana | 0-1-0 |
| Louisville | 22-9-0 |
| LSU | 44-59-0 |
| Middle Tennessee State | 97-43-0 |
| Mississippi State | 47-69-2 |
| Missouri | 16-1-0 |
| Ole Miss | 54-56-2 |
| Presbyterian | 3-0-0 |
| Sam Houston State | 0-1-0 |
| South Carolina | 32-56-0 |
| TCU | 3-1-0 |
| Tennessee | 162-161-3 |
| Tennessee Tech | 43-22-0 |
| UCLA | 2-1-0 |
| USC | 3-1-0 |
| UMass-Lowell | 3-0-0 |
| Western Kentucky | 41-19-0 |

CORBIN VS. 2018 OPPONENTS

| | |
|------------------------|---------|
| Auburn | 25-9-0 |
| Austin Peay | 16-2-0 |
| Belmont | 20-6-0 |
| Duke | 2-1-0 |
| Eastern Kentucky | 0-1-0 |
| Evansville | 6-2-0 |
| Florida | 23-32-0 |
| Georgia | 34-15-0 |
| Houston | 1-0-0 |
| Indiana State | 4-1-0 |
| Kentucky | 28-16-0 |
| Lipscomb | 19-3-0 |
| Long Beach State | 5-2-0 |
| Louisiana | 0-1-0 |
| Louisville | 11-7-0 |
| LSU | 21-15-0 |
| Middle Tennessee State | 10-6-0 |
| Mississippi State | 26-10-0 |
| Missouri | 16-1-0 |
| Ole Miss | 19-21-0 |
| Presbyterian | 2-0-0 |
| Sam Houston State | 0-1-0 |
| South Carolina | 27-27-0 |
| TCU | 3-1-0 |
| Tennessee | 30-17-0 |
| Tennessee Tech | 9-20 |
| UCLA | 2-1-0 |
| USC | 2-1-0 |
| UMass-Lowell | 3-0-0 |
| Western Kentucky | 12-5-0 |

CORBIN RECORD BY VENUE

| | |
|---------|-----------|
| Home | 388-119-1 |
| Away | 176-145-0 |
| Neutral | 77-46-0 |

SERIES-BY-SERIES BATTING

| | AVG. | GP | AB | R | H | 2B | 3B | HR | RBI | TB | SLG% | BB | HP | SO | GDP | OB% | SF | SH | SB-ATT |
|----------------------|------|----|-----|----|----|----|----|----|-----|----|------|----|----|----|-----|------|----|----|--------|
| #25 DUKE | .339 | 3 | 109 | 22 | 37 | 6 | 0 | 2 | 19 | 49 | .450 | 10 | 3 | 20 | 2 | .407 | 1 | 1 | 5-5 |
| PRESBYTERIAN | .315 | 2 | 73 | 22 | 23 | 7 | 1 | 2 | 16 | 38 | .521 | 14 | 2 | 9 | 1 | .438 | 0 | 0 | 8-9 |
| UMASS-LOWELL | .370 | 3 | 108 | 39 | 40 | 8 | 1 | 5 | 36 | 65 | .602 | 29 | 5 | 29 | 2 | .517 | 1 | 1 | 12-12 |
| at Mississippi State | .296 | 3 | 108 | 19 | 32 | 8 | 1 | 0 | 12 | 42 | .389 | 13 | 3 | 34 | 4 | .387 | 0 | 4 | 4-6 |
| LSU | .209 | 3 | 86 | 7 | 18 | 3 | 0 | 2 | 6 | 27 | .314 | 7 | 2 | 26 | 0 | .284 | 0 | 1 | 7-7 |
| at Florida | | | | | | | | | | | | | | | | | | | |
| GEORGIA | | | | | | | | | | | | | | | | | | | |
| OLE MISS | | | | | | | | | | | | | | | | | | | |
| at Missouri | | | | | | | | | | | | | | | | | | | |
| SOUTH CAROLINA | | | | | | | | | | | | | | | | | | | |
| at Auburn | | | | | | | | | | | | | | | | | | | |
| at Tennessee | | | | | | | | | | | | | | | | | | | |
| KENTUCKY | | | | | | | | | | | | | | | | | | | |

SERIES-BY-SERIES PITCHING

| | ERA | W-L | GS | CG | SV | IP | H | R | ER | BB | SO | 2B | 3B | HR | B/AVG. |
|----------------------|------|-----|----|----|----|------|----|---|----|----|----|----|----|----|--------|
| #25 DUKE | 2.33 | 2-1 | 3 | 0 | 0 | 27.0 | 18 | 7 | 7 | 10 | 35 | 4 | 0 | 1 | .194 |
| PRESBYTERIAN | 1.00 | 2-0 | 2 | 0 | 0 | 18.0 | 11 | 3 | 2 | 3 | 16 | 2 | 0 | 0 | .177 |
| UMASS-LOWELL | 1.33 | 3-0 | 3 | 0 | 0 | 27.0 | 19 | 4 | 4 | 4 | 36 | 2 | 0 | 0 | .198 |
| at Mississippi State | 1.33 | 3-0 | 3 | 0 | 2 | 27.0 | 19 | 4 | 4 | 12 | 34 | 2 | 0 | 1 | .194 |
| LSU | 2.88 | 2-1 | 3 | 1 | 1 | 25.0 | 21 | 8 | 8 | 11 | 22 | 1 | 2 | 1 | .244 |
| at Florida | | | | | | | | | | | | | | | |
| GEORGIA | | | | | | | | | | | | | | | |
| OLE MISS | | | | | | | | | | | | | | | |
| at Missouri | | | | | | | | | | | | | | | |
| SOUTH CAROLINA | | | | | | | | | | | | | | | |
| at Auburn | | | | | | | | | | | | | | | |
| at Tennessee | | | | | | | | | | | | | | | |
| KENTUCKY | | | | | | | | | | | | | | | |

MONTH-BY-MONTH BATTING

| | AVG. | GP | AB | R | H | 2B | 3B | HR | RBI | TB | SLG% | BB | HP | SO | GDP | OB% | SF | SH | SB-ATT |
|----------|------|----|-----|-----|-----|----|----|----|-----|-----|------|----|----|-----|-----|------|----|----|--------|
| February | .352 | 10 | 364 | 110 | 128 | 29 | 2 | 14 | 96 | 203 | .558 | 65 | 11 | 78 | 5 | .460 | 3 | 2 | 30-32 |
| March | .240 | 14 | 463 | 67 | 111 | 18 | 2 | 5 | 53 | 148 | .320 | 64 | 16 | 134 | 10 | .351 | 1 | 7 | 17-22 |
| April | | | | | | | | | | | | | | | | | | | |
| May | | | | | | | | | | | | | | | | | | | |
| June | | | | | | | | | | | | | | | | | | | |

MONTH-BY-MONTH PITCHING

| | ERA | W-L | GS | CG | SV | IP | H | R | ER | BB | SO | 2B | 3B | HR | B/AVG. |
|----------|------|-----|----|----|----|-------|-----|----|----|----|-----|----|----|----|--------|
| February | 2.00 | 9-1 | 10 | 0 | 0 | 90.0 | 59 | 25 | 20 | 27 | 103 | 11 | 0 | 5 | .186 |
| March | 3.53 | 8-6 | 14 | 1 | 5 | 122.1 | 105 | 51 | 48 | 57 | 139 | 18 | 3 | 10 | .238 |
| April | | | | | | | | | | | | | | | |
| May | | | | | | | | | | | | | | | |
| June | | | | | | | | | | | | | | | |

HOME-AWAY-NEUTRAL BATTING

| | AVG. | GP | AB | R | H | 2B | 3B | HR | RBI | TB | SLG% | BB | HP | SO | GDP | OB% | SF | SH | SB-ATT |
|---------|------|----|-----|-----|-----|----|----|----|-----|-----|------|----|----|-----|-----|------|----|----|--------|
| Home | .320 | 14 | 487 | 122 | 156 | 32 | 3 | 16 | 107 | 242 | .497 | 77 | 16 | 113 | 6 | .427 | 3 | 3 | 37-39 |
| Away | .268 | 5 | 168 | 28 | 45 | 9 | 1 | 2 | 21 | 62 | .369 | 26 | 3 | 48 | 6 | .374 | 1 | 6 | 4-8 |
| Neutral | .221 | 5 | 172 | 27 | 38 | 6 | 0 | 1 | 21 | 47 | .273 | 26 | 8 | 51 | 3 | .350 | 0 | 0 | 6-7 |

HOME-AWAY-NEUTRAL PITCHING

| | ERA | W-L | GS | CG | SV | IP | H | R | ER | BB | SO | 2B | 3B | HR | B/AVG. |
|---------|------|------|----|----|----|-------|----|----|----|----|-----|----|----|----|--------|
| Home | 2.40 | 11-3 | 14 | 1 | 1 | 124.0 | 87 | 39 | 33 | 44 | 137 | 14 | 2 | 6 | .200 |
| Away | 2.25 | 4-1 | 5 | 0 | 3 | 44.0 | 32 | 11 | 11 | 21 | 55 | 4 | 0 | 2 | .203 |
| Neutral | 4.87 | 2-3 | 5 | 0 | 1 | 44.1 | 45 | 26 | 24 | 19 | 50 | 11 | 1 | 7 | .271 |

DAY-NIGHT BATTING

| | AVG. | GP | AB | R | H | 2B | 3B | HR | RBI | TB | SLG% | BB | HP | SO | GDP | OB% | SF | SH | SB-ATT |
|-------|------|----|-----|-----|-----|----|----|----|-----|-----|------|----|----|-----|-----|------|----|----|--------|
| Day | .314 | 16 | 563 | 138 | 177 | 39 | 2 | 14 | 117 | 262 | .465 | 87 | 17 | 141 | 10 | .419 | 3 | 4 | 37-41 |
| Night | .235 | 8 | 264 | 39 | 62 | 8 | 2 | 5 | 32 | 89 | .337 | 42 | 10 | 71 | 5 | .360 | 1 | 5 | 10-13 |

DAY-NIGHT PITCHING

| | ERA | W-L | GS | CG | SV | IP | H | R | ER | BB | SO | 2B | 3B | HR | B/AVG. |
|-------|------|------|----|----|----|-------|-----|----|----|----|-----|----|----|----|--------|
| Day | 2.36 | 13-3 | 16 | 1 | 2 | 141.1 | 100 | 43 | 37 | 47 | 167 | 16 | 1 | 12 | .199 |
| Night | 3.93 | 4-4 | 8 | 0 | 3 | 71.0 | 64 | 33 | 31 | 37 | 75 | 13 | 2 | 3 | .250 |



The Automated ScoreBook
Overall Statistics for Vanderbilt (as of Mar 26, 2018)
(All games Sorted by Batting avg)



Record: 17-7 Home: 11-3 Away: 4-1 Neutral: 2-3 SEC: 5-1

| Player | avg | gp-gs | ab | r | h | 2b | 3b | hr | rbi | tb | slg% | bb | hp | so | gdp | ob% | sf | sh | sb-att | po | a | e | fld% |
|------------------|------|-------|-----|-----|-----|----|----|----|-----|-----|------|-----|----|-----|-----|------|----|----|--------|-----|-----|----|-------|
| JJ Bleday | .387 | 23-19 | 75 | 14 | 29 | 3 | 0 | 3 | 8 | 41 | .547 | 12 | 1 | 16 | 2 | .477 | 0 | 0 | 1-2 | 37 | 0 | 0 | 1.000 |
| Austin Martin | .378 | 21-20 | 74 | 21 | 28 | 7 | 0 | 1 | 6 | 38 | .514 | 12 | 7 | 16 | 1 | .505 | 0 | 3 | 11-14 | 39 | 1 | 0 | 1.000 |
| Pat DeMarco | .354 | 24-24 | 99 | 20 | 35 | 7 | 1 | 2 | 20 | 50 | .505 | 7 | 2 | 20 | 1 | .407 | 0 | 0 | 4-4 | 42 | 1 | 0 | 1.000 |
| Connor Kaiser | .300 | 24-24 | 90 | 22 | 27 | 5 | 1 | 0 | 19 | 34 | .378 | 19 | 2 | 18 | 1 | .432 | 0 | 3 | 9-10 | 42 | 58 | 0 | 1.000 |
| Ethan Paul | .284 | 24-24 | 95 | 22 | 27 | 8 | 0 | 4 | 27 | 47 | .495 | 11 | 6 | 22 | 1 | .389 | 1 | 0 | 7-7 | 35 | 60 | 3 | .969 |
| Philip Clarke | .274 | 21-13 | 73 | 8 | 20 | 4 | 0 | 1 | 14 | 27 | .370 | 14 | 1 | 12 | 3 | .393 | 1 | 0 | 4-5 | 100 | 13 | 0 | 1.000 |
| Jayson Gonzalez | .273 | 21-21 | 77 | 13 | 21 | 2 | 0 | 3 | 17 | 32 | .416 | 7 | 1 | 27 | 3 | .341 | 0 | 0 | 1-1 | 7 | 32 | 6 | .867 |
| Stephen Scott | .222 | 18-13 | 54 | 13 | 12 | 4 | 0 | 2 | 10 | 22 | .407 | 12 | 1 | 16 | 1 | .373 | 0 | 0 | 1-1 | 108 | 14 | 1 | .992 |
| Julian Infante | .162 | 21-20 | 74 | 8 | 12 | 2 | 0 | 1 | 8 | 17 | .230 | 6 | 3 | 32 | 1 | .250 | 1 | 1 | 0-0 | 151 | 9 | 2 | .988 |
| ----- | | | | | | | | | | | | | | | | | | | | | | | |
| Harrison Ray | .364 | 14-2 | 11 | 4 | 4 | 1 | 1 | 0 | 3 | 7 | .636 | 3 | 0 | 1 | 0 | .500 | 0 | 0 | 0-0 | 2 | 2 | 0 | 1.000 |
| Garrett Blaylock | .333 | 9-0 | 9 | 3 | 3 | 1 | 0 | 0 | 4 | 4 | .444 | 0 | 0 | 3 | 0 | .333 | 0 | 0 | 0-0 | 1 | 3 | 0 | 1.000 |
| Cooper Davis | .333 | 4-0 | 3 | 2 | 1 | 0 | 0 | 0 | 2 | 1 | .333 | 1 | 0 | 0 | 0 | .500 | 0 | 0 | 0-0 | 0 | 0 | 0 | .000 |
| Alonzo Jones | .275 | 17-15 | 51 | 13 | 14 | 2 | 1 | 1 | 5 | 21 | .412 | 4 | 0 | 12 | 1 | .327 | 0 | 1 | 8-8 | 22 | 1 | 0 | 1.000 |
| Ty Duvall | .200 | 7-1 | 5 | 2 | 1 | 0 | 0 | 0 | 0 | 1 | .200 | 4 | 0 | 3 | 0 | .556 | 0 | 0 | 0-0 | 26 | 0 | 0 | 1.000 |
| Walker Grisanti | .172 | 16-9 | 29 | 10 | 5 | 1 | 0 | 1 | 5 | 9 | .310 | 15 | 3 | 10 | 0 | .479 | 1 | 1 | 1-2 | 10 | 0 | 0 | 1.000 |
| Kiambu Fentress | .000 | 7-0 | 5 | 0 | 0 | 0 | 0 | 0 | 1 | 0 | .000 | 0 | 0 | 2 | 0 | .000 | 0 | 0 | 0-0 | 2 | 0 | 0 | 1.000 |
| Tyler Solomon | .000 | 5-0 | 3 | 2 | 0 | 0 | 0 | 0 | 0 | 0 | .000 | 2 | 0 | 2 | 0 | .400 | 0 | 0 | 0-0 | 2 | 0 | 0 | 1.000 |
| Mason Hickman | .000 | 1-1 | 0 | 0 | 0 | 0 | 0 | 0 | 0 | 0 | .000 | 0 | 0 | 0 | 0 | .000 | 0 | 0 | 0-0 | 1 | 2 | 0 | 1.000 |
| Tyler Brown | .000 | 1-1 | 0 | 0 | 0 | 0 | 0 | 0 | 0 | 0 | .000 | 0 | 0 | 0 | 0 | .000 | 0 | 0 | 0-0 | 0 | 2 | 0 | 1.000 |
| Drake Fellows | .000 | 5-5 | 0 | 0 | 0 | 0 | 0 | 0 | 0 | 0 | .000 | 0 | 0 | 0 | 0 | .000 | 0 | 0 | 0-0 | 3 | 1 | 0 | 1.000 |
| Zach King | .000 | 2-2 | 0 | 0 | 0 | 0 | 0 | 0 | 0 | 0 | .000 | 0 | 0 | 0 | 0 | .000 | 0 | 0 | 0-0 | 2 | 3 | 0 | 1.000 |
| Chandler Day | .000 | 2-2 | 0 | 0 | 0 | 0 | 0 | 0 | 0 | 0 | .000 | 0 | 0 | 0 | 0 | .000 | 0 | 0 | 0-0 | 1 | 3 | 0 | 1.000 |
| Totals | .289 | 24 | 827 | 177 | 239 | 47 | 4 | 19 | 149 | 351 | .424 | 129 | 27 | 212 | 15 | .400 | 4 | 9 | 47-54 | 637 | 219 | 13 | .985 |
| Opponents | .216 | 24 | 759 | 76 | 164 | 29 | 3 | 15 | 66 | 244 | .321 | 84 | 24 | 242 | 16 | .312 | 6 | 14 | 14-22 | 609 | 195 | 34 | .959 |

LOB - Team (210), Opp (174). DPs turned - Team (19), Opp (17). IBB - Team (3), Bleday 2, Clarke 1. Picked off - Paul 1, Gonzalez 1, Martin 1, Infante 1.

(All games Sorted by Earned run avg)

| Player | era | w-l | app | gs | cg | sho | sv | ip | h | r | er | bb | so | 2b | 3b | hr | b/avg | wp | hp | bk | sfa | sha |
|----------------|------|------|-----|----|----|-----|----|-------|-----|-----|-----|-----|-----|----|----|----|-------|----|----|----|-----|-----|
| Mason Hickman | 2.08 | 5-0 | 6 | 3 | 1 | 1/0 | 0 | 26.0 | 16 | 6 | 6 | 9 | 28 | 4 | 0 | 0 | .180 | 2 | 0 | 2 | 2 | 0 |
| Drake Fellows | 2.16 | 4-0 | 6 | 6 | 0 | 0/2 | 0 | 33.1 | 22 | 8 | 8 | 15 | 40 | 2 | 1 | 2 | .198 | 1 | 4 | 0 | 0 | 3 |
| Patrick Raby | 2.19 | 2-3 | 6 | 3 | 0 | 0/1 | 0 | 24.2 | 23 | 7 | 6 | 12 | 26 | 4 | 2 | 2 | .256 | 1 | 3 | 0 | 0 | 2 |
| ----- | | | | | | | | | | | | | | | | | | | | | | |
| Hugh Fisher | 0.00 | 0-0 | 4 | 0 | 0 | 0/0 | 0 | 3.2 | 2 | 1 | 0 | 1 | 3 | 0 | 0 | 0 | .154 | 0 | 1 | 0 | 0 | 0 |
| Erik Kaiser | 0.00 | 0-0 | 2 | 0 | 0 | 0/0 | 0 | 2.0 | 1 | 0 | 0 | 0 | 3 | 1 | 0 | 0 | .143 | 0 | 0 | 0 | 0 | 0 |
| AJ Franklin | 0.00 | 0-0 | 2 | 0 | 0 | 0/1 | 0 | 1.2 | 0 | 0 | 0 | 1 | 0 | 0 | 0 | 0 | .000 | 0 | 0 | 0 | 0 | 0 |
| Maddux Conger | 1.80 | 1-0 | 3 | 1 | 0 | 0/0 | 0 | 10.0 | 8 | 6 | 2 | 9 | 11 | 3 | 0 | 1 | .211 | 3 | 1 | 0 | 0 | 0 |
| Tyler Brown | 2.45 | 1-1 | 6 | 0 | 0 | 0/0 | 2 | 14.2 | 11 | 4 | 4 | 2 | 22 | 1 | 0 | 2 | .200 | 0 | 0 | 0 | 0 | 0 |
| Aaron Brown | 2.57 | 1-0 | 6 | 0 | 0 | 0/0 | 0 | 7.0 | 8 | 3 | 2 | 3 | 7 | 2 | 0 | 1 | .276 | 0 | 1 | 0 | 0 | 0 |
| Zach King | 3.05 | 0-1 | 7 | 2 | 0 | 0/1 | 2 | 20.2 | 22 | 7 | 7 | 5 | 19 | 2 | 0 | 0 | .282 | 1 | 3 | 0 | 0 | 1 |
| Jake Eder | 3.26 | 1-2 | 5 | 5 | 0 | 0/0 | 0 | 19.1 | 7 | 8 | 7 | 8 | 21 | 2 | 0 | 2 | .111 | 1 | 1 | 0 | 1 | 2 |
| Reid Schaller | 3.68 | 0-0 | 6 | 0 | 0 | 0/0 | 1 | 7.1 | 9 | 3 | 3 | 0 | 9 | 2 | 0 | 1 | .290 | 1 | 0 | 0 | 0 | 1 |
| Justin Wilson | 4.15 | 0-0 | 5 | 0 | 0 | 0/0 | 0 | 4.1 | 2 | 2 | 2 | 3 | 7 | 0 | 0 | 0 | .167 | 1 | 2 | 0 | 1 | 1 |
| Paxton Stover | 4.76 | 0-0 | 5 | 0 | 0 | 0/0 | 0 | 5.2 | 5 | 3 | 3 | 0 | 8 | 0 | 0 | 0 | .263 | 1 | 1 | 0 | 0 | 2 |
| Chandler Day | 4.80 | 0-0 | 5 | 3 | 0 | 0/0 | 0 | 15.0 | 13 | 8 | 8 | 6 | 15 | 3 | 0 | 1 | .232 | 3 | 2 | 0 | 1 | 1 |
| Jackson Gillis | 4.85 | 2-0 | 5 | 1 | 0 | 0/0 | 0 | 13.0 | 11 | 7 | 7 | 7 | 18 | 3 | 0 | 3 | .224 | 1 | 3 | 1 | 1 | 1 |
| Justin Willis | 6.75 | 0-0 | 6 | 0 | 0 | 0/0 | 0 | 4.0 | 4 | 3 | 3 | 3 | 5 | 0 | 0 | 0 | .250 | 1 | 2 | 0 | 0 | 0 |
| Totals | 2.88 | 17-7 | 24 | 24 | 1 | 3/2 | 5 | 212.1 | 164 | 76 | 68 | 84 | 242 | 29 | 3 | 15 | .216 | 17 | 24 | 3 | 6 | 14 |
| Opponents | 6.87 | 7-17 | 24 | 24 | 1 | 1/1 | 3 | 203.0 | 239 | 177 | 155 | 129 | 212 | 47 | 4 | 19 | .289 | 34 | 27 | 7 | 4 | 9 |

PB - Team (1), Scott 1, Opp (7). Pickoffs - Team (4), King 2, Stover 1, Clarke 1, Opp (4). SBA/ATT - Clarke (10-12), Scott (4-10), Fellows (0-4), Raby (2-4), Hickman (3-4), Eder (3-3), Stover (1-1), A. Brown (1-1), King (1-1), Wilson (1-1), Willis (1-1), T. Brown (1-1), Gillis (0-1).



Vanderbilt Baseball
Lipscomb vs Vanderbilt
Mar 28, 2017 at Nashville, Tenn. (First Tennessee Park)



Lipscomb 0 (14-10)

| Player | ab | r | h | bb | so | po | a | lob |
|----------------------|----|---|---|----|----|----|----|-----|
| GILGOTTI, Michael cf | 4 | 0 | 0 | 0 | 0 | 3 | 1 | 1 |
| SOLOMON, Lee lf | 3 | 0 | 0 | 0 | 1 | 3 | 0 | 1 |
| SORRELLS, Cade 1b | 2 | 0 | 0 | 0 | 2 | 11 | 0 | 0 |
| DODSON, Zeke 3b | 4 | 0 | 1 | 0 | 0 | 1 | 0 | 2 |
| PERRY, Jake dh | 4 | 0 | 0 | 0 | 1 | 0 | 0 | 1 |
| THOMAS, Blake ss | 3 | 0 | 0 | 0 | 2 | 0 | 1 | 1 |
| HANKS, Hunter 2b | 3 | 0 | 0 | 0 | 0 | 2 | 1 | 6 |
| BETHUNE, Tyler c | 1 | 0 | 0 | 0 | 1 | 4 | 0 | 0 |
| WATSON, Von rf | 2 | 0 | 0 | 0 | 1 | 2 | 0 | 0 |
| PRYOR, John p | 0 | 0 | 0 | 0 | 0 | 0 | 0 | 0 |
| ORTEGA, Nicko p | 0 | 0 | 0 | 0 | 0 | 0 | 0 | 0 |
| CURTIS, Dalton p | 0 | 0 | 0 | 0 | 0 | 0 | 0 | 0 |
| STEWART, Adam p | 0 | 0 | 0 | 0 | 0 | 0 | 0 | 0 |
| Totals | 26 | 0 | 1 | 0 | 5 | 7 | 24 | 10 |

| Score by Innings | 1 | 2 | 3 | 4 | 5 | 6 | 7 | 8 | 9 | R | H | E |
|------------------|---|---|---|---|---|---|---|---|---|----|----|---|
| Lipscomb | 0 | 0 | 0 | 0 | 0 | 0 | 0 | 0 | 0 | 0 | 1 | 0 |
| Vanderbilt | 0 | 0 | 1 | 3 | 2 | 0 | 1 | 3 | X | 10 | 13 | 0 |

DP - Bisons 2; Commodores 2. LOB - Bisons 5; Commodores 6. 2B - Toffey(5). HR - Kendall(8). HBP - BETHUNE; Kendall. SB - SORRELLS(4); Kendall(9).

| Lipscomb | ip | h | r | er | bb | so | ab | bf | np |
|----------------|-----|---|---|----|----|----|----|----|----|
| PRYOR, John | 3.0 | 5 | 4 | 4 | 2 | 1 | 13 | 16 | 47 |
| ORTEGA, Nicko | 3.0 | 2 | 2 | 2 | 2 | 1 | 10 | 12 | 40 |
| CURTIS, Dalton | 1.0 | 2 | 1 | 1 | 0 | 1 | 5 | 5 | 21 |
| STEWART, Adam | 1.0 | 4 | 3 | 3 | 0 | 0 | 7 | 7 | 32 |

Win - Day (4-0). Loss - PRYOR (1-1). Save - None.

WP - PRYOR(1); CURTIS 2(2); Day(2). HBP - by Day (BETHUNE); by PRYOR (Kendall). Inherited runners/scored: ORTEGA 1/0. Pitches/strikes: PRYOR 47/23; ORTEGA 40/19; CURTIS 21/13; STEWART 32/17; Day 115/66.

Umpires - HP: Todd Henderson 1B: Randy Hunley 2B: Juan Garza 3B: Alfredo Burkeen

Start: 6:32 Time: 2:36 Attendance: 1502

Weather: 67, partly cloudy

PRYOR faced 4 batters in the 4th.



The Automated ScoreBook
Overall Statistics for Vanderbilt (as of Mar 27, 2018)
(Last 10 Games Sorted by Batting avg)



Record: 7-3 Home: 2-2 Away: 4-0 Neutral: 1-1 SEC: 5-1

| Player | avg | gp | gs | ab | r | h | 2b | 3b | hr | rbi | tb | slg% | bb | hp | so | gdp | ob% | sf | sh | sb | att | po | a | e | fld% |
|------------------|------|----|-----|----|----|----|----|----|----|-----|------|------|----|-----|----|------|------|----|----|----|-----|----|----|------|-------|
| JJ Bleday | .395 | 10 | 9 | 38 | 5 | 15 | 2 | 0 | 0 | 4 | 17 | .447 | 7 | 1 | 9 | 1 | .500 | 0 | 0 | 1 | 2 | 17 | 0 | 0 | 1.000 |
| Austin Martin | .344 | 9 | 9 | 32 | 9 | 11 | 4 | 0 | 0 | 1 | 15 | .469 | 4 | 4 | 8 | 1 | .475 | 0 | 2 | 5 | 6 | 5 | 0 | 0 | 1.000 |
| Pat DeMarco | .302 | 10 | 10 | 43 | 7 | 13 | 0 | 1 | 1 | 8 | 18 | .419 | 2 | 1 | 10 | 1 | .348 | 0 | 0 | 0 | 0 | 18 | 0 | 0 | 1.000 |
| Philip Clarke | .242 | 9 | 7 | 33 | 4 | 8 | 4 | 0 | 0 | 2 | 12 | .364 | 2 | 0 | 4 | 1 | .286 | 0 | 0 | 1 | 2 | 51 | 5 | 0 | 1.000 |
| Ethan Paul | .237 | 10 | 10 | 38 | 5 | 9 | 2 | 0 | 1 | 5 | 14 | .368 | 4 | 3 | 11 | 1 | .356 | 0 | 0 | 4 | 4 | 17 | 24 | 2 | .953 |
| Connor Kaiser | .229 | 10 | 10 | 35 | 4 | 8 | 0 | 1 | 0 | 6 | 10 | .286 | 7 | 0 | 8 | 0 | .357 | 0 | 2 | 2 | 2 | 19 | 29 | 0 | 1.000 |
| Julian Infante | .216 | 10 | 10 | 37 | 6 | 8 | 1 | 0 | 1 | 4 | 12 | .324 | 1 | 1 | 17 | 1 | .256 | 0 | 1 | 0 | 0 | 74 | 3 | 1 | .987 |
| Jayson Gonzalez | .154 | 7 | 7 | 26 | 4 | 4 | 0 | 0 | 0 | 3 | 4 | .154 | 1 | 1 | 10 | 0 | .214 | 0 | 0 | 0 | 0 | 2 | 8 | 3 | .769 |
| Walker Grisanti | .000 | 6 | 5 | 13 | 2 | 0 | 0 | 0 | 0 | 1 | 0 | .000 | 8 | 2 | 6 | 0 | .417 | 1 | 1 | 1 | 1 | 3 | 0 | 0 | 1.000 |
| ----- | | | | | | | | | | | | | | | | | | | | | | | | | |
| Ty Duvall | .500 | 2 | 1 | 2 | 0 | 1 | 0 | 0 | 0 | 0 | 1 | .500 | 1 | 0 | 1 | 0 | .667 | 0 | 0 | 0 | 0 | 12 | 0 | 0 | 1.000 |
| Harrison Ray | .400 | 4 | 1 | 5 | 1 | 2 | 0 | 0 | 0 | 1 | 2 | .400 | 1 | 0 | 1 | 0 | .500 | 0 | 0 | 0 | 0 | 0 | 0 | 0 | 1.000 |
| Alonzo Jones | .182 | 5 | 4 | 11 | 1 | 2 | 0 | 0 | 0 | 1 | 2 | .182 | 2 | 0 | 3 | 0 | .308 | 0 | 1 | 1 | 1 | 5 | 0 | 0 | 1.000 |
| Stephen Scott | .000 | 6 | 4 | 17 | 1 | 0 | 0 | 0 | 0 | 0 | 0 | .000 | 3 | 0 | 7 | 0 | .150 | 0 | 0 | 0 | 0 | 37 | 6 | 1 | .977 |
| Garrett Blaylock | .000 | 2 | 0 | 3 | 0 | 0 | 0 | 0 | 0 | 0 | 0 | .000 | 0 | 0 | 2 | 0 | .000 | 0 | 0 | 0 | 0 | 0 | 1 | 0 | 1.000 |
| Drake Fellows | .000 | 2 | 2 | 0 | 0 | 0 | 0 | 0 | 0 | 0 | 0 | .000 | 0 | 0 | 0 | 0 | .000 | 0 | 0 | 0 | 0 | 1 | 1 | 0 | 1.000 |
| Mason Hickman | .000 | 1 | 1 | 0 | 0 | 0 | 0 | 0 | 0 | 0 | 0 | .000 | 0 | 0 | 0 | 0 | .000 | 0 | 0 | 0 | 0 | 0 | 2 | 0 | 1.000 |
| Totals | .243 | 10 | 333 | 49 | 81 | 13 | 2 | 3 | 36 | 107 | .321 | .43 | 13 | 97 | 6 | .351 | 1 | 7 | 15 | 18 | 264 | 93 | 7 | .981 | |
| Opponents | .232 | 10 | 314 | 33 | 73 | 10 | 3 | 4 | 30 | 101 | .322 | .43 | 7 | 102 | 7 | .334 | 4 | 9 | 10 | 16 | 258 | 78 | 16 | .955 | |

LOB - Team (90), Opp (80). DPs turned - Team (8), Opp (7). IBB - Team (3), Bleday 2, Clarke 1. Picked off - Infante 1.

(Last 10 Games Sorted by Earned run avg)

| Player | era | w-l | app | gs | cg | sho | sv | ip | h | r | er | bb | so | 2b | 3b | hr | b/avg | wp | hp | bk | sfa | sha |
|----------------|-------|-----|-----|----|----|-----|----|------|----|----|----|----|-----|----|----|----|-------|----|----|----|-----|-----|
| Patrick Raby | 1.69 | 2-1 | 3 | 2 | 0 | 0/0 | 0 | 16.0 | 14 | 4 | 3 | 8 | 17 | 1 | 2 | 1 | .246 | 1 | 0 | 0 | 0 | 1 |
| Mason Hickman | 2.08 | 2-0 | 3 | 2 | 1 | 1/0 | 0 | 13.0 | 6 | 3 | 3 | 4 | 14 | 1 | 0 | 0 | .140 | 1 | 0 | 1 | 1 | 0 |
| Drake Fellows | 2.50 | 3-0 | 3 | 3 | 0 | 0/1 | 0 | 18.0 | 14 | 5 | 5 | 9 | 20 | 2 | 1 | 1 | .230 | 1 | 0 | 1 | 0 | 1 |
| Zach King | 0.00 | 0-0 | 3 | 0 | 0 | 0/1 | 2 | 8.0 | 6 | 0 | 0 | 3 | 7 | 0 | 0 | 0 | .207 | 0 | 1 | 0 | 0 | 0 |
| Tyler Brown | 0.00 | 0-0 | 2 | 0 | 0 | 0/0 | 2 | 6.0 | 5 | 0 | 0 | 0 | 2 | 10 | 0 | 0 | .217 | 0 | 0 | 0 | 0 | 0 |
| Hugh Fisher | 0.00 | 0-0 | 2 | 0 | 0 | 0/0 | 0 | 1.2 | 2 | 1 | 0 | 1 | 3 | 0 | 0 | 0 | .286 | 0 | 0 | 0 | 0 | 0 |
| Aaron Brown | 3.00 | 0-0 | 3 | 0 | 0 | 0/0 | 0 | 3.0 | 3 | 1 | 1 | 2 | 4 | 0 | 0 | 1 | .250 | 0 | 0 | 0 | 0 | 0 |
| Reid Schaller | 4.50 | 0-0 | 2 | 0 | 0 | 0/0 | 1 | 2.0 | 3 | 1 | 1 | 0 | 2 | 1 | 0 | 0 | .375 | 0 | 0 | 0 | 0 | 0 |
| Jake Eder | 5.06 | 0-2 | 2 | 2 | 0 | 0/0 | 0 | 5.1 | 3 | 4 | 3 | 3 | 5 | 2 | 0 | 0 | .158 | 1 | 0 | 0 | 1 | 1 |
| Paxton Stover | 5.79 | 0-0 | 4 | 4 | 0 | 0/0 | 0 | 4.2 | 5 | 3 | 3 | 3 | 6 | 0 | 0 | 0 | .313 | 1 | 1 | 0 | 1 | 2 |
| Jackson Gillis | 8.10 | 0-0 | 2 | 1 | 0 | 0/0 | 0 | 3.1 | 5 | 3 | 3 | 3 | 5 | 1 | 0 | 1 | .333 | 0 | 1 | 0 | 0 | 1 |
| Chandler Day | 9.00 | 0-0 | 2 | 0 | 0 | 0/0 | 0 | 3.0 | 2 | 3 | 3 | 3 | 2 | 1 | 0 | 0 | .222 | 1 | 0 | 0 | 1 | 1 |
| Maddux Conger | 9.00 | 0-0 | 1 | 0 | 0 | 0/0 | 0 | 1.0 | 2 | 1 | 1 | 1 | 2 | 1 | 0 | 0 | .400 | 0 | 0 | 0 | 0 | 0 |
| Justin Willis | 9.00 | 0-0 | 1 | 0 | 0 | 0/0 | 0 | 1.0 | 2 | 1 | 1 | 1 | 1 | 0 | 0 | 0 | .500 | 0 | 1 | 0 | 1 | 1 |
| Justin Willis | 13.50 | 0-0 | 4 | 0 | 0 | 0/0 | 0 | 2.0 | 2 | 3 | 3 | 2 | 3 | 0 | 0 | 0 | .250 | 0 | 2 | 0 | 0 | 0 |
| Totals | 3.07 | 7-3 | 10 | 10 | 1 | 2/1 | 5 | 88.0 | 73 | 33 | 30 | 43 | 102 | 10 | 3 | 4 | .232 | 6 | 7 | 1 | 4 | 9 |
| Opponents | 4.19 | 3-7 | 10 | 10 | 1 | 0/0 | 1 | 86.0 | 81 | 49 | 40 | 43 | 97 | 13 | 2 | 3 | .243 | 11 | 13 | 4 | 1 | 7 |

PB - Team (1), Scott 1, Opp (3). Pickoffs - Team (1), Stover 1, Opp (1). SBA/ATT - Clarke (7-8), Scott (3-8), Fellows (0-3), Hickman (2-3), Raby (1-2), Eder (2-2), Gillis (0-1), Willis (1-1), T. Brown (1-1), A. Brown (1-1), Wilson (1-1), Stover (1-1).



Vanderbilt Baseball
Lipscomb at #2 Vanderbilt
Apr 05, 2016 at Nashville, Tenn. (Hawkins Field)



Lipscomb 3 (16-13)

| Player | ab | r | h | bb | so | po | a | lob |
|----------------------|----|---|---|----|----|----|----|-----|
| GILGOTTI, Michael cf | 2 | 2 | 1 | 0 | 1 | 0 | 1 | 0 |
| GILGOTTI, Michael 2b | 3 | 0 | 1 | 1 | 0 | 1 | 3 | 0 |
| SOLOMON, Lee 1b | 3 | 0 | 0 | 0 | 1 | 9 | 1 | 0 |
| SYMONEITE, Tevin lf | 4 | 0 | 0 | 1 | 0 | 2 | 3 | 0 |
| DODSON, Zeke 3b | 4 | 0 | 0 | 0 | 1 | 2 | 5 | 1 |
| WATSON, Von dh | 3 | 0 | 0 | 0 | 2 | 0 | 0 | 0 |
| HOOVER, Allan rf | 3 | 0 | 1 | 0 | 1 | 1 | 0 | 0 |
| VAZQUEZ, Chuck c | 3 | 0 | 0 | 0 | 0 | 5 | 2 | 0 |
| HANKS, Hunter ss | 3 | 1 | 1 | 0 | 1 | 2 | 1 | 0 |
| STEWART, Adam p | 0 | 0 | 0 | 0 | 0 | 0 | 0 | 0 |
| DORSO, Alex p | 0 | 0 | 0 | 0 | 0 | 0 | 1 | 0 |
| PRYOR, John p | 0 | 0 | 0 | 0 | 0 | 0 | 0 | 0 |
| Totals | 28 | 3 | 4 | 3 | 2 | 8 | 24 | 13 |

Vanderbilt 4 (24-5)

| Player | ab | r | h | bb | so | po | a | lob |
|--------------------|----|---|---|----|----|----|----|-----|
| Ro Coleman lf | 3 | 0 | 0 | 0 | 0 | 1 | 1 | 0 |
| Nolan Rogers lf | 0 | 0 | 0 | 0 | 0 | 0 | 0 | 0 |
| Jeren Kendall rf | 4 | 1 | 2 | 0 | 1 | 0 | 0 | 0 |
| Bryan Reynolds cf | 3 | 1 | 2 | 1 | 1 | 0 | 3 | 0 |
| Will Toffey 3b | 3 | 0 | 0 | 0 | 1 | 0 | 1 | 0 |
| Jason Delay c | 4 | 0 | 1 | 0 | 0 | 1 | 7 | 2 |
| Ethan Paul 2b | 3 | 0 | 1 | 0 | 0 | 0 | 5 | 1 |
| Penn Murfee 1b | 4 | 0 | 0 | 0 | 2 | 11 | 4 | 1 |
| Walker Grisanti dh | 1 | 1 | 1 | 0 | 1 | 0 | 0 | 0 |
| Liam Sabino ph | 1 | 0 | 0 | 0 | 1 | 0 | 0 | 0 |
| Tyler Campbell ss | 1 | 1 | 0 | 0 | 1 | 0 | 5 | 0 |
| Patrick Raby p | 0 | 0 | 0 | 0 | 0 | 0 | 1 | 0 |
| John Kilchowski p | 0 | 0 | 0 | 0 | 0 | 0 | 0 | 0 |
| Matt McGarry p | 0 | 0 | 0 | 0 | 0 | 0 | 0 | 0 |
| Ryan Johnson p | 0 | 0 | 0 | 0 | 0 | 0 | 0 | 0 |
| Collin Snider p | 0 | 0 | 0 | 0 | 0 | 0 | 0 | 0 |
| Matt Ruppenthal p | 0 | 0 | 0 | 0 | 0 | 0 | 0 | 0 |
| Ben Bowden p | 0 | 0 | 0 | 0 | 0 | 0 | 1 | 0 |
| Totals | 27 | 4 | 6 | 3 | 4 | 6 | 27 | 14 |

| Score by Innings | 1 | 2 | 3 | 4 | 5 | 6 | 7 | 8 | 9 | R | H | E |
|------------------|---|---|---|---|---|---|---|---|---|---|---|---|
| Lipscomb | 0 | 0 | 0 | 0 | 0 | 2 | 0 | 0 | 1 | 3 | 4 | 1 |
| Vanderbilt | 0 | 0 | 4 | 0 | 0 | 0 | 0 | 0 | X | 4 | 6 | 0 |

E - LEE, A.(2). DP - Commodores 1. LOB - Bisons 2; Commodores 7. 2B - Kendall(8). HR - HANKS(2). HBP - STEWART(5); DORSO(3); Ruppenthal(5). HBP - by STEWART (Paul); by STEWART (Campbell); by DORSO (Grisanti); by Johnson (GILGOTTI). Inherited runners/scored: PRYOR 2/0; Bowden 2/1. Pitches/strikes: STEWART 57/32; DORSO 55/30; PRYOR 24/18; Raby 37/26; Kilchowski 13/8; McGarry 11/6; Johnson 23/14; Snider 20/16; Ruppenthal 9/4; Bowden 7/6.

| Lipscomb | ip | h | r | er | bb | so | ab | bf | np |
|---------------|-----|---|---|----|----|----|----|----|----|
| STEWART, Adam | 3.0 | 4 | 3 | 1 | 1 | 11 | 15 | 57 | 37 |
| DORSO, Alex | 2.2 | 1 | 0 | 0 | 3 | 1 | 8 | 12 | 55 |
| PRYOR, John | 2.1 | 1 | 0 | 0 | 0 | 4 | 8 | 8 | 24 |
| Vanderbilt | ip | h | r | er | bb | so | ab | bf | np |
| Patrick Raby | 3.0 | 1 | 0 | 0 | 0 | 5 | 9 | 9 | 37 |

NCAA Statistics

Vanderbilt - 2017-18 Baseball Ranking Summary thru games 03/25/2018

| Statistic | National Rank | Conference Rank | Value | National Leader | Value | Conference Leader | Value |
|---|---------------|-----------------|-------|---|-------------------|---------------------|--------|
| Base on Balls (297 ranked) | 21 | 6 | 129 | Florida St. Murray St. Texas Tech | 164 164 164 | Missouri | 163 |
| Batting Average (297 ranked) | 45 | 10 | 0.289 | Tennessee Tech | 0.357 | Kentucky | 0.324 |
| Double Plays (294 ranked) | 72 | 8 | 19 | Georgia St. Air Force | 31 31 | Texas A&M | 26 |
| Double Plays Per Game (297 ranked) | 112 | 7 | 0.79 | Air Force Georgia St. | 1.35 1.35 | Texas A&M | 1.04 |
| Doubles (297 ranked) | 39 | 9 | 47 | South Fla. | 74 | Ole Miss | 61 |
| Doubles Per Game (297 ranked) | 61 | 9 | 1.96 | South Fla. | 2.96 | Kentucky | 2.50 |
| Earned Run Average (297 ranked) | 22 | 3 | 2.88 | Stanford | 2.06 | Ole Miss | 2.54 |
| Fielding Percentage (297 ranked) | 2 | 1 | 0.985 | Southern California | 0.986 | Vanderbilt | 0.985 |
| Hit Batters (297 ranked) | 126 | 5 | 24 | Maine | 53 | Georgia | 32 |
| Hit by Pitch (297 ranked) | 76 | 5 | 27 | Florida A&M | 60 | Alabama | 48 |
| Hits (297 ranked) | 41 | 12 | 239 | Tennessee Tech | 304 | Texas A&M | 271 |
| Hits Allowed Per Nine Innings (297 ranked) | 8 | 1 | 6.95 | Stetson | 5.11 | Vanderbilt | 6.95 |
| Home Runs (294 ranked) | 57 | 10 | 19 | Tennessee Tech | 51 | Arkansas | 46 |
| Home Runs Per Game (296 ranked) | 73 | 10 | 0.79 | Tennessee Tech | 2.22 | Arkansas | 1.92 |
| On Base Percentage (297 ranked) | 25 | 6 | 0.400 | Tennessee Tech | 0.447 | Kentucky | 0.430 |
| Runs (297 ranked) | 23 | 8 | 177 | Tennessee Tech | 255 | Kentucky | 211 |
| Sacrifice Bunts (295 ranked) | 171 | 6 | 9 | Long Beach St. Abilene Christian | 27 27 | Georgia | 22 |
| Sacrifice Flies (293 ranked) | 253 | 14 | 4 | Florida St. | 20 | LSU | 15 |
| Scoring (297 ranked) | 24 | 7 | 7.4 | Tennessee Tech | 11.1 | Kentucky | 8.8 |
| Shutouts (109 ranked) | 13 | 3 | 3 | UCF | 7 | Missouri Alabama | 4 4 |
| Slugging Percentage (297 ranked) | 58 | 11 | 0.424 | Tennessee Tech | 0.631 | Kentucky | 0.572 |
| Stolen Bases (294 ranked) | 11 | 1 | 47 | Southeastern La. | 72 | Vanderbilt | 47 |
| Stolen Bases Per Game (297 ranked) | 14 | 1 | 1.96 | Fordham | 3.15 | Vanderbilt | 1.96 |
| Strikeout-to-Walk Ratio (297 ranked) | 26 | 5 | 2.88 | Ole Miss | 3.83 | Ole Miss | 3.83 |
| Strikeouts Per Nine Innings (297 ranked) | 11 | 1 | 10.3 | Mercer | 12.2 | Vanderbilt | 10.3 |
| Triple Plays (1 ranked) | | | | 7 teams tied | 1 | Missouri | 1 |
| Triples (277 ranked) | 145 | 8 | 4 | South Fla. | 14 | Texas A&M | 12 |
| Triples Per Game (289 ranked) | 189 | 8 | 0.17 | South Fla. | 0.56 | Texas A&M | 0.48 |
| WHIP (297 ranked) | 13 | 3 | 1.17 | Stetson | 0.97 | Texas A&M | 1.10 |
| WL Pct (297 ranked) | 36 | 7 | 0.708 | Oregon St. | 0.909 | Ole Miss | 0.880 |
| Walks Allowed Per Nine Innings (297 ranked) | 66 | 9 | 3.56 | Col. of Charleston | 2.10 | Texas A&M | 2.63 |

THE LAST TIME VANDERBILT...

Won 10 or more consecutive games _____ 4/20-5/16/13 (14)
 Lost five or more consecutive games _____ 3/16-23/12 (5)
 Scored 20 or more runs in a game _____ 21 vs. Middle Tennessee, 4/18/17
 Scored 10+ Runs in an Inning _____ 10 (5th) vs UMass-Lowell, 2/24/18
 Did Not Strikeout _____ vs. Tennessee-Martin, 2/23/05
 Hit consecutive home runs _____ Will Toffey (2R), Stephen Scott (solo) at Ole Miss, 3/18
 Had a triple steal _____ Ethan Paul (home), Jeren Kendall (3rd), Bryan Reynolds (2nd) vs. Auburn, 5/19/16
 Shut out consecutive opponents _____ vs. Radford (12-0), 3/9/16
 _____ vs. Xavier (7-0), 3/11/16
 Shut out the opponent _____ vs. LSU (1-0), 3/25/18
 Was shut out by the opponent at home _____ vs. Kentucky (3-0), 4/17/16
 Was shut out by the opponent on the road _____ at Clemson (6-0), 6/4/17
 Was shut out in two consecutive games _____ vs. Kentucky (14-0) (4-0), 4/23/76
 Swept a conference doubleheader _____ vs. Auburn, 5/19/16
 Was swept in a conference doubleheader _____ vs. Tennessee, 4/25/10
 Swept a conference series at home _____ vs. Auburn, 5/19-21/16
 Was swept in a conference series at home _____ vs. Tennessee, 5/14-16/09
 Swept a conference series (three games) on the road _____ at Mississippi State, 3/16-18/18
 Was swept in a conference series on the road _____ at Florida, 3/16-18/12
 Lost a conference series at home _____ vs. Florida, 4/13-15/17
 Lost a conference series on the road _____ at Arkansas, 5/12-14/17
 Threw a no hitter _____ at Western Kentucky (J. Lewis, N. Pilkington, J. Scott, M. Buschmann), 5/6/03
 Was no-hit _____ at Texas A&M (Kyle Simonds, 9.0), 5/7/16

THE LAST TIME A VANDERBILT PLAYER...

Hit two home runs in a game _____ Jayson Gonzalez vs. UMass-Lowell, 2/24/17
 Hit three home runs in a game _____ Aaron Westlake vs. Oregon State, 6/11/11
 Hit a grand slam _____ Ethan Paul vs. UMass-Lowell, 2/24/18
 Hit a walk-off home run _____ Jeren Kendall vs. Cal State Fullerton, 6/14/15
 Hit an inside the park home run _____ Will Toffey vs. Belmont, 3/22/17
 Hit for the cycle _____ Clinton Johnston vs. Kentucky, 4/28/96
 Had seven or more RBIs in a game _____ Ethan Paul (7) vs. UMass-Lowell, 2/24/18
 _____ Dominic de la Osa (7) vs. Georgia, 4/16/06
 _____ Karl Nonemaker (7) vs. Kentucky, 5/12/02
 Had five or more hits in a game _____ Tony Kemp (5) at Belmont, 2/19/13
 Had two hits in an Inning _____ Ethan Paul (8th - 1B, 2B) at Mississippi State, 3/17/18
 Had 10 or more total bases in a game _____ Jayson Gonzalez (11) vs. UMass-Lowell, 2/24/18
 Stole three or more bases in a game _____ Austin Martin (3) vs. Presbyterian, 2/21/18
 Stole Home _____ Ethan Paul vs. Auburn, 5/19/16
 Had a 10-game hit streak _____ Julian Infante (10), 3/28-4/13/17
 Had a 15-game hit streak _____ Bryan Reynolds (16), 3/10-4/3/15
 Had a 20-game hit streak _____ Xavier Turner (27), 3/4-4/22/14
 Had a 25-game hit streak _____ Xavier Turner (27), 3/4-4/22/14
 Had 10 or more strikeouts in a game _____ Drake Fellows (10) vs. Alabama, 5/20/17
 Had 15 or more strikeouts in a game _____ Kevin Ziomek (15) vs. Illinois-Chicago, 3/1/13
 Pitched a complete game _____ Patrick Raby at Georgia, 4/21/17
 Pitched a seven-inning complete game _____ Mason Hickman vs. LSU, 3/25/18
 Pitched a nine-inning, complete game shutout _____ Kyle Wright vs. Florida, 4/14/17
 Pitched a seven-inning, complete game shutout _____ Mason Hickman vs. LSU, 3/25/18
 Pitched a combined shutout _____ Drake Fellows (6.0), Zach King (3.0) at Mississippi State, 3/16/18
 Pitched a no-hitter _____ Doug Wessel vs. Belmont, 4/19/1971
 Pitched a no-hitter (combined) _____ Jensen Lewis, Nick Pilkington, John Scott, Matt Buschmann at Western Ky., 5/6/03
 Pitched a perfect game _____ Jensen Lewis, Nick Pilkington, John Scott, Matt Buschmann at Western Ky., 5/6/03

NUMERICAL ROSTER

| No. | Name | Pos. | B/T | Ht. | Wt. | Cl. | Hometown/Previous School |
|-----|------------------|------|-----|------|-----|----------|--|
| 2 | Harrison Ray | IF | R/R | 5-11 | 190 | So./1L | Longwood, Fla. (Lake Brantley HS) |
| 3 | Cooper Davis | OF | L/R | 5-10 | 185 | Fr./HS | Mississauga, Ontario (St. Aloysius Gonzaga) |
| 5 | Philip Clarke | C | L/R | 5-11 | 190 | Fr./HS | Franklin, Tenn. (Christ Presbyterian Academy) |
| 6 | Justin Wilson | RHP | R/R | 6-0 | 180 | R-So./RS | Murfreesboro, Tenn. (Oakland HS/Vol State CC) |
| 8 | Alonzo Jones | OF | S/R | 5-10 | 195 | Jr./2L | Columbus, Ga. (Columbus HS) |
| 9 | Garrett Blaylock | IF | L/R | 6-3 | 208 | Fr./HS | Asheville, N.C. (T.C. Roberson HS) |
| 10 | Ethan Paul | IF | L/R | 5-10 | 185 | Jr./2L | Bellevue, Wash. (International School) |
| 11 | Paxton Stover | LHP | L/L | 5-11 | 200 | Sr./1L | Ridgely, Tenn. (Dyer County HS/Dyersburg State CC) |
| 12 | Connor Kaiser | IF | R/R | 6-4 | 205 | Jr./2L | Overland Park, Kan. (Blue Valley West HS) |
| 13 | Kiambu Fentress | OF | R/R | 6-0 | 175 | R-So./1L | Nashville, Tenn. (Ensworth School) |
| 16 | Austin Martin | IF | R/R | 6-0 | 170 | Fr./HS | Jacksonville, Fla. (Trinity Christian Academy) |
| 17 | Walker Grisanti | OF | L/R | 5-10 | 195 | Jr./2L | Collierville, Tenn. (Christian Brothers HS) |
| 18 | Pat DeMarco | OF | R/R | 5-11 | 205 | Fr./HS | Winder, Ga. (Winder Barrow HS) |
| 19 | Stephen Scott | OF/C | L/R | 5-11 | 200 | Jr./2L | Cary, N.C. (Cardinal Gibbons HS) |
| 20 | Ty Duvall | C | L/R | 5-11 | 190 | So./1L | Lebanon, Ohio (Lebanon HS) |
| 21 | Tyler Brown | RHP | R/R | 6-4 | 242 | Fr./HS | Lewis Center, Ohio (Olentangy Orange HS) |
| 22 | Julian Infante | IF | R/R | 6-3 | 215 | Jr./2L | Miami, Fla. (Westminister Christian HS) |
| 27 | Chandler Day | RHP | R/R | 6-5 | 180 | Jr./2L | Granville, Ohio (Watkins Memorial HS) |
| 29 | Patrick Raby | RHP | R/R | 6-3 | 230 | Jr./2L | Knoxville, Tenn. (Farragut HS) |
| 31 | Justin Willis | RHP | R/R | 5-11 | 180 | Fr./HS | West New York, N.J. (Memorial HS) |
| 32 | Hugh Fisher | LHP | R/L | 6-5 | 185 | Fr./HS | Eads, Tenn. (Briarcrest Christian HS) |
| 33 | Erik Kaiser | RHP | R/R | 6-5 | 205 | Fr./HS | Waterloo, Ill. (Waterloo HS) |
| 34 | Zach King | LHP | L/L | 6-6 | 210 | So./1L | Spring Hill, Tenn. (Spring Hill HS) |
| 35 | Jackson Gillis | LHP | R/L | 6-3 | 220 | So./1L | Wilmington, Mass. (Wilmington HS) |
| 39 | Jake Eder | LHP | L/L | 6-4 | 210 | Fr./HS | Ft. Lauderdale, Fla. (Calvary Christian Academy) |
| 40 | Aaron Brown | RHP | R/R | 6-4 | 205 | Fr./HS | Mt. Juliet, Tenn. (Mt. Juliet HS) |
| 42 | Maddux Conger | RHP | R/R | 6-3 | 200 | Jr./2L | Stephenville, Texas (Stephenville HS) |
| 43 | Tyler Solomon | IF | S/R | 6-4 | 215 | Fr./HS | Haymarket, Va. (Battlefield HS) |
| 44 | Mason Hickman | RHP | R/R | 6-6 | 230 | Fr./HS | Hendersonville, Tenn. (Pope John Paul II HS) |
| 45 | Reid Schaller | RHP | R/R | 6-3 | 215 | R-Fr./RS | Lebanon, Ind. (Lebanon HS) |
| 49 | AJ Franklin | LHP | L/L | 6-2 | 180 | R-So./1L | Lebanon, Tenn. (Wilson Central HS) |
| 51 | JJ Bleday | OF | L/L | 6-3 | 205 | So./1L | Panama City Beach, Fla. (A. Crawford Mosley HS) |
| 66 | Drake Fellows | RHP | L/R | 6-5 | 210 | So./1L | Plainfield, Ill. (Joliet Catholic Academy) |
| 99 | Jayson Gonzalez | INF | R/R | 6-2 | 205 | Fr./HS | Covina, Calif. (Bishop Amat HS) |

Head Coach: 4 Tim Corbin (Ohio Wesleyan, 1984) - 16th Season at Vanderbilt

Associate Head Coach: 26 Scott Brown (SUNY-Cortland, 1999)

Assistant Coach: 24 Mike Baxter (Vanderbilt, 2005)

Volunteer Coach: 1 David Macias (Vanderbilt, 2008)

Athletic Trainer: Tracy Campbell (James Madison, 2008)

Strength & Conditioning Coach: Chris Ham (Illinois, 2005)

Director of Baseball Operations: Brooks Webb (Birmingham Southern, 2011)

Director of Player Development: Alex Levitt (Vanderbilt, 2010)

Video Coordinator: Brandon Barak (Illinois, 2012)

Equipment Manager: John Mardirosian (Texas, 2011)

Student Assistants: Josh Ruchotzke & Casey Stangel

Student Managers: Jack Goodrum, Chase Casali, Preston Hausser & Jackson Kelley

PRONUNCIATION CHART

JJ Bleday _____ bleh-DAY
 Kiambu Fentress _____ key-AHM-boo
 Walker Grisanti _____ greh-sahn-TEE
 Patrick Raby _____ ray-BEE
 Reid Schaller _____ SHALL-er
 Paxton Stover _____ stoe-VER

ALPHABETICAL ROSTER

| # | Name | Pos. | Yr. |
|----|------------------|------|-------|
| 9 | Garrett Blaylock | IF | Fr. |
| 51 | JJ Bleday | OF | Jr. |
| 40 | Aaron Brown | RHP | Fr. |
| 21 | Tyler Brown | RHP | Fr. |
| 5 | Philip Clarke | C | Fr. |
| 42 | Maddux Conger | RHP | Jr. |
| 3 | Cooper Davis | OF | Fr. |
| 27 | Chandler Day | RHP | Jr. |
| 18 | Pat DeMarco | OF | Fr. |
| 20 | Ty Duvall | C | So. |
| 39 | Jake Eder | LHP | Fr. |
| 66 | Drake Fellows | RHP | So. |
| 13 | Kiambu Fentress | OF | R-So. |
| 32 | Hugh Fisher | LHP | Fr. |
| 49 | AJ Franklin | LHP | R-So. |
| 35 | Jackson Gillis | LHP | So. |
| 99 | Jayson Gonzalez | IF | Fr. |
| 17 | Walker Grisanti | OF | Jr. |
| 44 | Mason Hickman | RHP | Fr. |
| 22 | Julian Infante | IF | Jr. |
| 8 | Alonzo Jones | OF | Jr. |
| 12 | Connor Kaiser | IF | Jr. |
| 33 | Erik Kaiser | RHP | Fr. |
| 34 | Zach King | LHP | So. |
| 16 | Austin Martin | IF | Fr. |
| 10 | Ethan Paul | IF | Jr. |
| 29 | Patrick Raby | RHP | Jr. |
| 2 | Harrison Ray | IF | So. |
| 45 | Reid Schaller | RHP | R-Fr. |
| 19 | Stephen Scott | OF/C | Jr. |
| 43 | Tyler Solomon | IF | Fr. |
| 11 | Paxton Stover | LHP | Sr. |
| 31 | Justin Willis | RHP | Fr. |
| 6 | Justin Wilson | RHP | R-So. |

EXPERIENCE BREAKDOWN

Seniors (1) _____ Stover
 Juniors (9) _____ Conger, Day, Grisanti, Infante, Jones,
 _____ C. Kaiser, Paul, Raby, Scott,
 Redshirt Sophomores (3) _____ Franklin, Fentress, Wilson
 Sophomores (7) _____ Bleday, Duvall, Fellows, Gillis,
 _____ King, Ray, Sandborn
 Redshirt Freshman (1) _____ Schaller
 Freshmen (14) _____ Blaylock, A. Brown, T. Brown, Clarke,
 _____ Davis, DeMarco, Eder, Fisher, Gonzalez, Hickman,
 _____ E. Kaiser, Martin, Solomon, Willis

STATE BREAKDOWN

California (1) _____ Gonzalez
 Florida (5) _____ Bleday, Eder, Infante, Martin, Ray
 Georgia (1) _____ Alonzo Jones
 Illinois (2) _____ Fellows, E. Kaiser
 Indiana (1) _____ Schaller
 Kansas (1) _____ C. Kaiser
 Massachusetts (1) _____ Gillis
 New Jersey (1) _____ Willis
 New York (1) _____ DeMarco
 North Carolina (2) _____ Blaylock, Scott
 Ohio (3) _____ T. Brown, Day, Duvall
 Ontario, Canada (1) _____ Davis
 Tennessee (11) _____ A. Brown, Clarke
 _____ Fentress, Fisher, Franklin, Grisanti, Hickman,
 _____ King, Raby, Stover, Wilson
 Texas (1) _____ Conger
 Virginia (1) _____ Solomon
 Washington (1) _____ Paul




Harrison Ray
Fr. ★ 5-11 ★ 190 ★ R/R
IF ★ Longwood, Fla.



Cooper Davis
Fr. ★ 5-10 ★ 185 ★ L/R
OF ★ Mississauga, Ontario



Philip Clarke
Fr. ★ 5-11 ★ 190 ★ L/R
C ★ Franklin, Tenn.



Justin Wilson
R-So. ★ 6-0 ★ 175 ★ R/R
RHP ★ Murfreesboro, Tenn.



Alonzo Jones
Jr. ★ 5-10 ★ 195 ★ S/R
OF ★ Columbus, Ga.



Garrett Blaylock
Fr. ★ 6-3 ★ 200 ★ L/R
IF ★ Asheville, N.C.



Ethan Paul
Jr. ★ 5-10 ★ 185 ★ L/R
IF ★ Bellevue, Wash.



Paxton Stover
Sr. ★ 5-11 ★ 190 ★ L/L
LHP ★ Ridgely, Tenn.



Connor Kaiser
Jr. ★ 6-4 ★ 205 ★ R/R
IF ★ Overland Park, Kan.




Kiamu Fentress
R-So. ★ 6-0 ★ 175 ★ R/R
OF ★ Nashville, Tenn.



Austin Martin
Fr. ★ 6-0 ★ 170 ★ R/R
IF ★ Jacksonville, Fla.



Walker Grisanti
Jr. ★ 5-10 ★ 190 ★ L/R
OF ★ Collierville, Tenn.



Pat DeMarco
Fr. ★ 5-11 ★ 205 ★ R/R
OF ★ Staten Island, N.Y.



Stephen Scott
Jr. ★ 5-11 ★ 200 ★ L/R
OF/C ★ Cary, N.C.




Ty Duvall
So. ★ 5-11 ★ 190 ★ L/R
C ★ Lebanon, Ohio




Tyler Brown
Fr. ★ 6-4 ★ 242 ★ R/R
RHP ★ Ashland, Ohio




Julian Infante
Jr. ★ 6-3 ★ 215 ★ R/R
IF ★ Miami, Fla.



Chandler Day
Jr. ★ 6-5 ★ 180 ★ R/R
RHP ★ Granville, Ohio




Patrick Raby
Jr. ★ 6-3 ★ 230 ★ R/R
RHP ★ Knoxville, Tenn.



Justin Willis
Fr. ★ 5-11 ★ 180 ★ R/R
RHP ★ West New York, N.J.



Hugh Fisher
Fr. ★ 6-5 ★ 185 ★ R/L
LHP ★ Eads, Tenn.



Erik Kaiser
Fr. ★ 6-5 ★ 205 ★ R/R
RHP ★ Waterloo, Ill.



Zach King
So. ★ 6-6 ★ 210 ★ L/L
LHP ★ Spring Hill, Tenn.



Jackson Gillis
So. ★ 6-3 ★ 225 ★ R/L
LHP ★ Wilmington, Mass.




Jake Eder
Fr. ★ 6-3 ★ 210 ★ L/L
LHP ★ Ocean Ridge, Fla.




Aaron Brown
Fr. ★ 6-4 ★ 205 ★ R/R
RHP ★ Mt. Juliet, Tenn.




Maddux Conger
Jr. ★ 6-3 ★ 200 ★ R/R
RHP ★ Stephenville, Texas



Tyler Solomon
Fr. ★ 6-4 ★ 215 ★ S/R
C ★ Haymarket, Va.



Mason Hickman
Fr. ★ 6-6 ★ 230 ★ R/R
RHP ★ Hendersonville, Tenn.



Reid Schaller
R-Fr. ★ 6-3 ★ 210 ★ R/R
RHP ★ Lebanon, Ind.



AJ Franklin
R-So. ★ 6-2 ★ 180 ★ L/L
LHP ★ Lebanon, Tenn.



JJ Bleday
So. ★ 6-5 ★ 205 ★ L/L
OF ★ Panama City Beach, Fla.




Drake Fellows
So. ★ 6-5 ★ 205 ★ L/R
RHP ★ Plainfield, Ill.



Jayson Gonzalez
Fr. ★ 6-2 ★ 205 ★ R/R
IF ★ Covina, Calif.




Tim Corbin
Head Coach
16th Season



Scott Brown
Associate Head Coach
6th Season



Mike Baxter
Hitting Coach
1st Season



David Macias
Volunteer Assistant Coach
1st Season