



# VANDERBILT

## 2018 BASEBALL GAME NOTES



Vanderbilt Athletic Communications ★ 2601 Jess Neely Dr. Nashville, TN 37212  
Baseball Contact: Andrew Pate ★ Cell: 713.387.9119 ★ Email: andrew.pate@vanderbilt.edu  
vucommodores.com ★ twitter: @vandybaseball

### 2018 SCHEDULE/RESULTS

OVERALL: 11-4 | SEC: 0-0 | H: 9-1 | A: 1-1 | N: 1-2

#### FEBRUARY (9-1)

16	#25 DUKE	W, 9-1	SEC Network+
17	#25 DUKE	L, 5-4	
18	#25 DUKE	W, 9-1	SEC Network+
20	PRESBYTERIAN	W, 7-1	SEC Network+
21	PRESBYTERIAN	W, 15-2	SEC Network+
23	UMASS-LOWELL	W, 15-0	SEC Network+
24	UMASS-LOWELL	W, 15-2	
25	UMASS-LOWELL	W, 9-2	
27	AUSTIN PEAY	W, 19-6	
28	INDIANA STATE	W, 8-5	SEC Network+

#### MARCH (2-3)

2	vs. Sam Houston St.*	L, 7-6 (10 inn)	
3	vs. Louisiana%	L, 3-0	
4	vs. #24 Houston%	W, 9-4	
7	at Long Beach St.	L, 4-3	
9	at #11 UCLA	W, 6-3	
10	at USC	CANCELED	
11	vs. TCU^	12:30 PM	
14	EASTERN KENTUCKY	6:30 PM	SEC Network+
16	at Mississippi St.*	6:00 PM	SEC Network
17	at Mississippi St.*	2:00 PM	SEC Network+
18	at Mississippi St.*	1:00 PM	SEC Network+
20	Belmont&	6:30 PM	
23	LSU*	8:00 PM	ESPNU
24	LSU*	7:30 PM	ESPNU
25	LSU*	12:00 PM	ESPNU
27	vs. Lipscomb&	6:30 PM	
30	at Florida*	5:30 PM	SEC Network+
31	at Florida*	11:00 AM	ESPNU

#### APRIL (0-0)

1	at Florida*	11:00 AM	SEC Network
3	at Middle Tennessee	6:00 PM	
5	GEORGIA*	6:00 PM	ESPNU
6	GEORGIA*	6:30 PM	SEC Network+
7	GEORGIA*	2:00 PM	SEC Network+
10	WESTERN KENTUCKY	6:30 PM	SEC Network+
13	OLE MISS*	6:30 PM	SEC Network+
14	OLE MISS*	2:00 PM	SEC Network+
15	OLE MISS*	4:00 PM	ESPNU
17	EVANSVILLE	6:30 PM	SEC Network+
19	at Missouri*	7:00 PM	ESPNU
20	at Missouri*	6:30 PM	
21	at Missouri*	2:00 PM	
27	SOUTH CAROLINA*	6:30 PM	SEC Network+
28	SOUTH CAROLINA*	2:00 PM	SEC Network+
29	SOUTH CAROLINA*	1:00 PM	SEC Network+

#### MAY (0-0)

1	LOUISVILLE	6:00 PM	SEC Network
4	at Auburn	6:00 PM	SEC Network+
5	at Auburn	2:00 PM	SEC Network+
6	at Auburn	1:00 PM	SEC Network+
8	TENNESSEE TECH	6:30 PM	SEC Network+
11	at Tennessee	5:30 PM	
12	at Tennessee	5:00 PM	
13	at Tennessee	11:00 AM	SEC Network
15	MIDDLE TENNESSEE	6:30 PM	SEC Network+
17	KENTUCKY	6:30 PM	SEC Network+
18	KENTUCKY	2:00 PM	SEC Network+
19	KENTUCKY	1:00 PM	SEC Network+

% Minute Maid Park (Houston, Texas)  
^ Dodger Stadium (Los Angeles, Calif.)  
\*Southeastern Conference Game  
& First Tennessee Park (Nashville, Tenn.)

### #15 VANDERBILT COMMODORES (11-4) vs. #8 TCU HORNEFROGS (9-3)

March 11, 2018 ★ 10:30 a.m. PT / 12:30 p.m. CT ★ Los Angeles, Calif. ★ Dodger Stadium

GAME 16



#### VANDERBILT

11-4 overall, 0-0 SEC

Home/Away/Neutral:

9-1 / 1-1 / 1-2

#### Rankings:

Collegiate Baseball - 10

USA Today - 14

NCBWA - 14

D1Baseball - 15

Perfect Game - 19

Baseball America - 21

Head Coach: Tim Corbin

VU Record: 657-319-1 (16th)

Career Record: 763-456-1 (21st)



#### TCU HORNEFROGS

9-3 overall, 0-0 Big 12

Home/Away/Neutral:

6-2 / 3-1 / 0-0

#### Rankings:

Perfect Game - 4

D1Baseball - 8

USA Today - 12

Collegiate Baseball - 14

NCBWA - 14

Baseball America - 7

Head Coach: Jim Schlossnagle

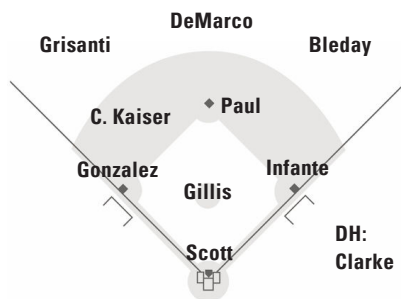
TCU Record: 624-275 (14th)

Career Record: 701-322 (16th)

### NEED TO KNOW

- ★ Vanderbilt is in the midst of the longest road trip of the **Tim Corbin** era (2003-present). Sunday's game will be the final of a six-game stretch away from Hawkins Field. Saturday's game vs. USC was canceled due to rain.
- ★ Entering the weekend, Vanderbilt was the only team in the country to rank in the Top 30 for batting average, earned run average and fielding percentage. The Commodores are fourth in fielding percentage (.989), 10th in batting average (.310) and 27th in earned run average (2.77).
- ★ Five Vanderbilt freshmen have made starts this season while 15 total have made appearances. The unit is hitting .342 (75-for-219) with 3.33 runs per game and 3.46 RBIs per game while posting a 2.48 ERA with 65 strikeouts in 54.1 innings.
- ★ Vanderbilt pitching has been lights out with runners on base. The staff has held opponents to a .195 batting average (41-for-210). Sunday starter **Jackson Gillis** has faced 20 batters with runners on base, yielding only three hits (.150).
- ★ This season marks the ninth time in the last 10 years in which Vanderbilt has played road games in the state of California. During that stretch, the Dores have played at Cal (1x), Long Beach State (4x), San Diego (6x), San Diego State (1x), Stanford (9x), UCLA (3x) and USC (2x) for a combined record of 15-11.
- ★ The Commodores boast one of the strongest schedules in recent memory during 2018, playing a combined 22 games against opponents ranked in the preseason Top 25. The Dores are 4-1 in games vs. D1Baseball.com ranked opponents, including wins against No. 25 Duke (2x), No. 24 Houston and No. 11 UCLA.
- ★ Head coach **Tim Corbin** became Vanderbilt's all-time winningest coach with Sunday's 9-4 victory against Houston. The 16th-year head man won his 656th career game in the finale of the Shriners Hospitals for Children College Classic at Minute Maid Park. The win pushed Corbin past **Roy Mewbourne's** (1979-2002) mark of 655 victories.

### PROJECTED STARTING LINEUP



### PROJECTED STARTER SUNDAY



**JACKSON GILLIS**

LHP ★ 6-3 ★ 225 ★ So.

2018 ★ 2-0, 3.72 ERA, 0 GS, 9.2 IP 13 K

### BY THE NUMBERS SINCE 2006...

- 3** ★ College World Series appearances (2011, 2014, 2015)
- 6** ★ NCAA Super Regional appearances (2010, 2011, 2013, 2014, 2015, 2017)
- 12** ★ straight NCAA Tournament appearances (longest active streak in the SEC)
- 14** ★ players selected in the first round of the Major League Baseball Draft (nation's most)
- 48** ★ NCAA Tournament victories (most in the SEC)



Baseball America named Walker Buehler the Los Angeles Dodgers' top prospect in January.

### L.A. CONNECTION

The Los Angeles Dodgers have selected five Vanderbilt players in the MLB Draft over the last five years including three first-round picks:

- ★ 2017: Jeren Kendall (23rd)
- ★ 2016: Jordan Sheffield (36th)
- ★ 2015: Walker Buehler (24th)



## SERIES HISTORY

## TCU (3-1)

Date	Location	Result
3/08/15	Los Angeles, Calif. <sup>^</sup>	L, 4-2
6/16/15	Omaha, Neb.\$	W, 1-0
6/19/15	Omaha, Neb.\$	W, 7-1

<sup>^</sup> Dodger Stadium

\$ College World Series

## STATISTICAL LEADERS

VANDERBILT	CATEGORY	TCU
<b>Austin Martin</b> .405 avg.	<b>Batting avg.</b>	<b>Josh Watson</b> .432 avg.
<b>Pat DeMarco</b> 22 hits	<b>Hits</b>	<b>Josh Watson</b> 19 hits
<b>Kaiser/Paul</b> 18 runs	<b>Runs Scored</b>	<b>Josh Watson</b> 16 runs
<b>Pat DeMarco</b> 7 doubles	<b>Doubles</b>	<b>A.J. Balta</b> 6 doubles
<b>Jones/Ray</b> 1 triple	<b>Triples</b>	<b>Three players</b> 1 triple
<b>Ethan Paul</b> 4 home runs	<b>Home Runs</b>	<b>Baker/Watson</b> 4 home runs
<b>Connor Kaiser</b> 13 walks	<b>Walks</b>	<b>Josh Watson</b> 10 walks
<b>Jones/Kaiser</b> 7 stolen bases	<b>Stolen Bases</b>	<b>A.J. Balta</b> 4 stolen bases
<b>Mason Hickman</b> 3 wins	<b>Wins</b>	<b>Nick Lodolo</b> 3 wins
<b>Five players</b> 0.00 ERA	<b>ERA</b>	<b>Six players</b> 0.00 ERA
<b>Drake Fellows</b> 22.1 IP	<b>Innings Pitched</b>	<b>Jared Janczak</b> 26.0 IP
<b>Drake Fellows</b> 29 strikeouts	<b>Strikeouts</b>	<b>Jared Janczak</b> 28 strikeouts

## STATISTICAL COMPARISON

VANDERBILT	CATEGORY	TCU
11-4	<b>Record</b>	9-3
.310	<b>Batting Avg.</b>	.283
8.93	<b>Runs/Game</b>	6.91
10.8	<b>Hits/Game</b>	9.66
35	<b>Doubles</b>	26
2	<b>Triples</b>	3
17	<b>Home Runs</b>	8
119	<b>RBI</b>	72
95	<b>Walks</b>	59
32-36	<b>SB-ATT</b>	12-18
2.77	<b>ERA</b>	2.82
1	<b>Shutouts Thrown</b>	0
153	<b>Strikeouts</b>	116
.209	<b>Opp. Batting Avg.</b>	.214
.989	<b>Fielding Pct.</b>	.976

## INSIDE THE MATCHUP VS. TCU

- ★ Vanderbilt and TCU meet for the fourth time in the history of the two programs on Sunday.
- ★ All three matchups between the program came during the 2015 season. Vanderbilt fell 4-2 at Dodger Stadium but bounced back in the College World Series, eliminating the Horned Frogs and advancing to the College World Series Final with a 1-0 win on June 16 and a 7-1 victory on June 19.
- ★ **Walker Buehler** -- an 2015 first-round selection by the Los Angeles Dodgers -- and **John Kilichowski** combined on a five-hitter and Rhett Wiseman homered in a 7-1 victory over TCU the last time the two teams met.
- ★ On March 8, 2015, No. 6 TCU held off top-ranked Vanderbilt 4-2 at the Dodger Stadium College Baseball Classic.

## VANDY IN THE NATIONAL STATISTICAL RANKINGS (TOP 15)

Statistic	National Rank	Value
Fielding Percentage	4th	.989
Runs	6th	134
Base on Balls	7th	95
Stolen Bases	7th	32
Hits	8th	162
Doubles	9th	35
Stolen Bases per Game	10th	2.13
WHIP	12th	1.07
Scoring	14th	8.9
Home Runs	15th	17

## NATION'S TOP FRESHMEN OFF TO SIZZLING START

- ★ Vanderbilt's freshman class was named tops in the country by Baseball America last November.
- ★ Five Vanderbilt freshmen made starts this season while 15 total have made appearances. The unit is hitting 342 (75-for-219) with 3.33 runs per game and 3.46 RBIs per game while posting a 2.48 ERA with 65 strikeouts in 54.1 innings.
- ★ D1Baseball.com's list of 30 impact freshmen entering 2018 includes Vandy's **Jake Eder** (No. 16), **Jayson Gonzalez** (No. 18), **Philip Clarke** (No. 19) and **Pat DeMarco** (No. 25). With four players on the list, the Commodores trail only Florida (5).
- ★ Here is a look at some of the standout freshman performances and where they rank nationally this season:

Player	Category	Value	National Rank	Freshman National Rank
Mason Hickman	Victories	3	T-1st	T-1st
Jake Eder	Hits Allowed per Nine Inn.	2.57	9th	1st
Pat DeMarco	Doubles	7	10th	T-3rd
Jake Eder	WHIP	0.64	28th	6th
Austin Martin	Stolen Bases	6	47th	T-5th

## VANDERBILT RE-VU

- ★ Vanderbilt jumped out to a four-run advantage and was able to tack on some insurance late, defeating No. 11 UCLA, 6-3, behind another strong start from **Drake Fellows** on Friday night at Jackie Robinson Stadium.
- ★ Fellows improved to 2-0, scattering six hits while allowing three runs and fanning a season-best nine batters. The No. 15 Commodores were held to a season-low four hits but took advantage of nine walks and two UCLA errors.
- ★ Saturday's originally scheduled game at USC was canceled due to rain. The game will not be made up.

## GOLDEN BOYS

- ★ For a fourth-straight year, multiple Vandy players have been named to the Golden Spikes Award Preseason Watch List.
- ★ **Julian Infante** and **Patrick Raby** are among those featured. The award was first presented in 1978 and is given to an amateur player who best exhibits and combines "exceptional on-field ability and exemplary sportsmanship." The award is considered the most prestigious in amateur baseball.
- ★ Five Commodores have been named finalists for the Golden Spikes Award -- all coming since the 2007 season -- including **David Price**, who took home the honor in 2007. Other finalists include **Pedro Alvarez** (2007), **Tyler Beede** (2013), **Carson Fulmer** (2015) and **Dansby Swanson** (2015).

## VANDY PICKED TO FINISH THIRD IN SEC EAST

- ★ Vanderbilt has been picked to finish in the same position according to the league's head coaches.
- ★ Florida was picked as the preseason favorite to win both the East and the SEC with a total of 91 points and 13-of-14 first-place votes. Arkansas was picked to win the West behind 12 first-place votes and a total of 90 points.

EASTERN DIVISION	POINTS	WESTERN DIVISION	POINTS
Florida (13)	91	Arkansas (12)	90
Kentucky (1)	74	Texas A&M (1)	72
<b>Vanderbilt</b>	<b>72</b>	Ole Miss (1)	62
South Carolina	50	LSU	59
Georgia	41	Mississippi State	44
Missouri	32	Auburn	38
Tennessee	25	Alabama	20

**A WORLD SERIES KIND OF FEEL**

- ★ After playing 10-straight at home to begin the season, Vanderbilt headed west for a seven-game road trip including games at Houston's Minute Maid Park and Los Angeles' Dodger Stadium -- the two sites for the 2017 World Series matchup between the Astros and Dodgers.
- ★ The Commodores took part in the Shriners Hospitals for Children College Classic at Minute Maid last weekend. The three-day, six-team tournament featured local universities squaring off against the SEC. Vandy fell to Sam Houston State on Friday on Louisiana on Saturday before bouncing back with a 9-4 victory against Houston on Sunday night.
- ★ For the fourth-straight year, the Dores head to California, this go-around, visiting Long Beach State on Wednesday, UCLA on Friday and USC on Saturday before facing off against TCU in the Dodger Stadium College Baseball Classic on Sunday.

**FORMER PLAYERS JOIN COBRIN'S STAFF**

- ★ Last September, head coach Tim Corbin and associate head coach Scott Brown welcomed back former players **Mike Baxter** and **David Macias**. Baxter serves as the Dores' hitting coach and recruiting coordinator while Macias comes on board as Vanderbilt's volunteer assistant coach.
- ★ Baxter joins the Commodores after a 12-year professional career that included playing in the big leagues for four organizations over parts of six seasons. Baxter made his major league debut with the San Diego Padres in 2010, and also played for the New York Mets (2011-13), Los Angeles Dodgers (2014) and Chicago Cubs (2015).
- ★ Macias was previously on Corbin's staff as the team's strength coach in 2014 when the Dores won the national championship and was the volunteer assistant in 2015 when the Dores returned to the College World Series finals. Prior to rejoining Corbin's staff, Macias was with the Seattle Mariners organization as a minor league manager.

**D1BASEBALL.COM RECOGNIZES DORES**

- ★ Last September, D1Baseball.com recognized Vanderbilt as the **No. 2 program nationally** in the publication's bi-annual top-100 rankings. The list is designed to assess the overall health of programs in the current era with the ultimate goal of identifying "the programs in the best shape right now, with an eye toward the next five to 10 years."
- ★ Below is a list of where Vandy players rank among the publication's top SEC prospects for the 2018 and 2019 MLB Draft.

**TOP SEC PROSPECTS, 2018 DRAFT**

Ranking	Player	Position
#23	Reid Schaller	RHP
#31	Connor Kaiser	SS
#34	Patrick Raby	RHP
#35	Ethan Paul	2B
#41	Chandler Day	RHP
#50	Julian Infante	1B

**TOP SEC PROSPECTS, 2019 DRAFT**

Ranking	Player	Position
#9	Jackson Gillis	LHP
#15	Drake Fellows	RHP
#16	Zach King	LHP
#20	JJ Bleday	OF
#35	Pat DeMarco	OF
#36	Philip Clarke	C

**CORBIN BECOMES VANDY'S ALL-TIME WINNINGEST COACH**

- ★ Head coach **Tim Corbin** became Vanderbilt's all-time winningest coach with a 9-4 win against Houston on Sunday. The 16th-year head coach, who owns a 657-319-1 record, surpassed Roy Mewbourne, who racked up as many wins between 1979-2002. Here is a look back at some of Corbin's milestone victories:

Win #	Score	Location	Date
1	Vanderbilt 4, The Citadel 3	Charleston, S.C.	2/15/03
27^	Vanderbilt 6, Tennessee 5	Nashville, Tenn.	5/18/03
100	Vanderbilt 14, Jacksonville State 5	Nashville, Tenn.	3/29/05
198#	Vanderbilt 4, LSU 1	Nashville, Tenn.	5/17/07
200	Vanderbilt 4, Miami (OH) 3	Tempe, Ariz.	2/24/08
300	Vanderbilt 7, Florida 0	Gainesville, Fla.	4/4/10
400	Vanderbilt 3, Louisville 2	Nashville, Tenn.	5/8/12
459	Vanderbilt 14, Alabama 10	Nashville, Tenn.	5/18/13
500	Vanderbilt 3, Missouri 1	Columbia, Mo.	5/3/14
516\$	Vanderbilt 3, Virginia 2	Omaha, Neb.	6/25/14
600	Vanderbilt 10, Georgia 3	Nashville, Tenn.	4/30/16
656	Vanderbilt 9, Houston 4*	Houston, Texas	3/4/18

^ Vanderbilt clinches sweep vs. Tennessee, first trip to the SEC Tournament since 1996 with walk-off home run

# Vanderbilt claims first ever Southeastern Conference regular-season championship

% Vanderbilt sets SEC record with 26th league victory, breaking South Carolina's mark of 25 set in 2000

\$ Vanderbilt captures first College World Series title in winner-take-all victory against Virginia

\* Corbin becomes Vanderbilt's all-time winningest coach in finale of Shriners Hospitals for Children College Classic

**THE SEC: IT JUST MEANS MORE**

- ★ The Southeastern Conference has sent 58 teams to the College World Series since 1990 with Vanderbilt doing its part to represent the league in 2011, 2014 and 2015. The league has now appeared in the College World Series in 32 of the last 33 years including appearances by 18 teams in the last seven years.
- ★ In 2017, the SEC tied its own national record with six teams competing in the NCAA Super Regionals. The Commodores were among the field as part of the NCAA Corvallis Super Regional.
- ★ A total of 11 SEC student-athletes were selected on the first day of the 2017 Major League Baseball Draft including Vandy right-handed pitcher Kyle Wright (1st round/5th overall) and outfielder Jeren Kendall (1st round/23rd overall).

**2018 SEC STANDINGS**

SEC - EAST	SEC	PCT.	GB	ALL	PCT.
Kentucky	0-0	.000	--	14-2	.875
Florida	0-0	.000	--	15-3	.833
Missouri	0-0	.000	--	13-3	.813
<b>Vanderbilt</b>	<b>0-0</b>	<b>.000</b>	<b>--</b>	<b>11-4</b>	<b>.733</b>
Georgia	0-0	.000	--	11-5	.688
South Carolina	0-0	.000	--	11-5	.688
Tennessee	0-0	.000	--	10-6	.625

SEC - WEST	SEC	PCT.	GB	ALL	PCT.
Auburn	0-0	.000	--	15-1	.938
Texas A&M	0-0	.000	--	15-1	.938
Ole Miss	0-0	.000	--	14-1	.933
Alabama	0-0	.000	--	13-3	.813
Arkansas	0-0	.000	--	10-4	.714
LSU	0-0	.000	--	10-6	.625
Mississippi State	0-0	.000	--	9-6	.600

**SEC WEEKEND SCHEDULE****(ALL TIMES CENTRAL)****FRIDAY, MARCH 9**

New Mexico State 3, Alabama 0 (G1)	FINAL
Alabama 3, New Mexico State 1 (G2)	FINAL
Arkansas 7, Kent State 2 (G1)	FINAL
Kent State 10, Arkansas 4 (G2)	FINAL
Auburn 6, Northeastern 0	FINAL
Florida 9, Rhode Island 0	FINAL
Georgia 7, Toledo 0	FINAL
Kentucky 10, Texas Tech 7	FINAL
Hawaii 4, LSU 2	FINAL
Ole Miss 7, Eastern Illinois 2 (G1)	FINAL
Ole Miss 4, Eastern Illinois 0 (G2)	FINAL
Utah Valley 2, Mississippi State 1 (11 inn.; G1)	FINAL
Mississippi State 4, Utah Valley 2 (G2)	FINAL
Missouri 8, LaSalle 5	FINAL
South Carolina 9, Princeton 2	FINAL
Tennessee 3, Cincinnati 2 (12 inn.)	FINAL
Texas A&M 3, Long Beach State 1	FINAL
Vanderbilt 6, UCLA 3	FINAL

**SATURDAY, MARCH 10**

Alabama 5, New Mexico State 2	FINAL
Auburn 14, Northeastern 8 (G1)	FINAL
Northeastern 2, Auburn 1 (G2)	FINAL
Florida 9, Rhode Island 2 (G1)	FINAL
Florida 3, Rhode Island 2 (G2)	FINAL
Georgia 8, Toledo 3 (G1)	FINAL
Georgia 7, Toledo 6 (10 inn.; G2)	FINAL
Kentucky 11, Texas Tech 6	FINAL
LSU 5, Hawaii 1	FINAL
Missouri 7, La Salle 1 (G1)	FINAL
Missouri 7, La Salle 0 (G2)	FINAL
South Carolina 7, Princeton 3 (G1)	FINAL
South Carolina 6, Princeton 4 (G2)	FINAL
Tennessee 7, Cincinnati 5	FINAL
Texas A&M 19, Long Beach State 1	FINAL
Vanderbilt at USC - CANCELED	FINAL

**SUNDAY, MARCH 11**

Texas Tech at Kentucky	12:00 p.m.
Long Beach State at Texas A&M	12:00 p.m.
Tennessee at Cincinnati	12:00 p.m.
Vanderbilt vs. TCU	12:30 p.m.
Kent State at Arkansas	1:00 p.m.
Utah Valley at Mississippi State	1:00 p.m.
Eastern Illinois at Ole Miss	1:30 p.m.
Hawai'i at LSU	2:00 p.m.

## 2018 QUICK FACTS

## GENERAL

Location \_\_\_\_\_ Nashville, Tenn.  
 Founded \_\_\_\_\_ 1873  
 Enrollment \_\_\_\_\_ 6,871  
 Nickname \_\_\_\_\_ Commodores  
 Colors \_\_\_\_\_ Black and Gold  
 Affiliation \_\_\_\_\_ NCAA Division I  
 Conference \_\_\_\_\_ Southeastern  
 Athletic Ticket Office \_\_\_\_\_ 615.322.3544  
 Chancellor \_\_\_\_\_ Nicholas S. Zeppos  
 Director of Athletics \_\_\_\_\_ David Williams II

## TEAM INFORMATION

2017 Overall Record \_\_\_\_\_ 36-25-1  
 \_\_\_\_\_ Home: 21-11-1 Away: 10-12 Neutral: 5-2  
 SEC Record \_\_\_\_\_ 15-13-1  
 \_\_\_\_\_ Home: 8-5-1 Away: 7-8  
 Conference Finish \_\_\_\_\_ 3rd East, 6th Overall  
 Postseason \_\_\_\_\_ NCAA Corvallis Super Regional  
 Final Ranking: \_\_\_\_\_ 5 Polls 15 (CB), 15 (NCBWA),  
 \_\_\_\_\_ 16 (USA), 18 (BA), 19 (D1)  
 Returning Letterwinners \_\_\_\_\_ 18  
 Positional Starters Returning \_\_\_\_\_ 5  
 Starting Pitchers Returning \_\_\_\_\_ 3  
 Other Pitchers Returning \_\_\_\_\_ 5  
 Lettermen Lost \_\_\_\_\_ 12  
 \_\_\_\_\_ Professional Baseball \_\_\_\_\_ 8  
 Newcomers \_\_\_\_\_ 16

## COACHING STAFF

Head Coach \_\_\_\_\_ Tim Corbin  
 Alma Mater \_\_\_\_\_ Ohio Wesleyan, 1984  
 Career Record \_\_\_\_\_ 763-457-1 (.625/21st year)  
 Record at Vanderbilt \_\_\_\_\_ 657-319-1 (.672/16th year)  
 Assoc. Head Coach \_\_\_\_\_ Scott Brown  
 Alma Mater \_\_\_\_\_ SUNY-Cortland, 1999  
 Assistant Coach \_\_\_\_\_ Mike Baxter  
 Alma Mater \_\_\_\_\_ Vanderbilt, 2005  
 Volunteer Assistant Coach \_\_\_\_\_ David Macias  
 Alma Mater \_\_\_\_\_ Vanderbilt, 2008

## HISTORY

All-Time Record \_\_\_\_\_ 2,273-1,731-33 (120th year)  
 All-Time SEC Record \_\_\_\_\_ 693-900-10 (71st year)  
 SEC Titles \_\_\_\_\_ 6 (1973, '74, '80, '07, '11, '13)  
 SEC Tournament Titles \_\_\_\_\_ 4 (1973, '74, '80, '07)  
 All-time SEC Tournament Record \_\_\_\_\_ 47-36  
 NCAA Tournament Appearances \_\_\_\_\_ 16  
 \_\_\_\_\_ (1973, '74 '80, '04, '06, '07, '08,  
 \_\_\_\_\_ '09, '10, '11, '12, '13, '14, '15, '16, '17)  
 All-time NCAA Tournament Record \_\_\_\_\_ 54-36  
 NCAA Super Regional Appearances \_\_\_\_\_ 7  
 \_\_\_\_\_ (2004, '10, '11, '13, '14, '15, '17)  
 College World Series Appearances \_\_\_\_\_ 3  
 \_\_\_\_\_ (2011, '14, '15)  
 National Champions \_\_\_\_\_ 1 (2014)

## VANDY REPRESENTED AT MLB SPRING TRAINING

- ★ With Major League Baseball spring training underway in Arizona and Florida, Vanderbilt is expected to once again have a major presence across the big leagues. In total, 15 former Vandy players received spring training invites including the 11 below who made big-league appearances a season ago.

NAME (YEARS AT VU)	MLB TEAM	TIDBT
Pedro Alvarez (2006-08)	Baltimore Orioles	2013 National League All-Star
Walker Buehler (2013-15)	Los Angeles Dodgers	LAD top prospect, called up on Sept. 6, 2017
Ryan Flaherty (2006-08)	Philadelphia Phillies	Signed by PHI this month after six years with Orioles
Sonny Gray (2009-11)	New York Yankees	Made two postseason starts for NYY in 2017
Tony Kemp (2011-13)	Houston Astros	Member of 40-man roster for World Series champions
Mike Minor (2007-09)	Texas Rangers	Signed 3-year, \$28 million deal in offseason
David Price (2005-07)	Boston Red Sox	2012 American League Cy Young Award winner
Dansby Swanson (2013-15)	Atlanta Braves	2017 with Braves: .232, 59 runs, 51 RBIs, 6 HR
Drew VerHagen (2012)	Detroit Tigers	0-3 with 5.77 ERA in 24 appearances in 2017 with DET
Carson Fulmer (2013-15)	Chicago White Sox	3-1, 3.86 ERA after being recalled on Sept. 1, 2017
Jared Miller (2012-14)	Arizona Diamondbacks	Contract selected from Reno Aces on Nov. 20, 2017

## DORES IN THE PRO NOTES

- ★ At least one Dore has been drafted every year since 1991 with a total of 100 players signing professional contracts.  
 ★ Vanderbilt is one of only two universities in the nation to produce multiple No. 1 picks with David Price (2007) and Dansby Swanson (2015), joining Arizona State (Rick Monday - 1965, Floyd Bannister - 1968, Bob Horner - 1978).  
 ★ Under Corbin, Vanderbilt pro alums have earned **over \$62 million dollars** in signing bonuses.  
 ★ Since head coach **Tim Corbin** arrived in 2003, every Vanderbilt starting catcher has been selected in the MLB Draft.  
 ★ The Dore have had at least one MLB first round selection on the mound every year in the **Tim Corbin** era.  
 ★ Eighty-nine pitchers have been selected in the MLB Draft, including 55 during the **Tim Corbin** era (since 2003).

## HONORING NO. 41 DONNY EVERETT

- ★ Vanderbilt continues to honor the memory of **Donny Everett**, who tragically passed away in a drowning accident the day before the Commodores opened the 2016 NCAA Nashville Regional.  
 ★ The Donny Everett Scholarship was established during the 2016 school year. Everett's memory lives on with the display of No. 41 on the field and with the No. 41 flag among the major league players in right field.  
 ★ Everett was the 2015 Tennessee Gatorade Player of the Year and one of the highest-rated players in the nation to attend college. He turned down the Milwaukee Brewers as a 29th round draft pick to join Vanderbilt.

## TOUGH TESTS ABUNDANT IN 2018

- ★ Vanderbilt plays 12 teams that reached the 2017 NCAA Tournament for a total of 22 games, including Auburn (3), Florida (3), Houston, Kentucky (3), LSU (3), Long Beach State, Louisville, Mississippi State (3), Sam Houston State, TCU, Tennessee Tech and UCLA. Of the 12 teams, eight reached the NCAA Super Regionals.  
 ★ The schedule also includes 18 games against squads that racked up 40-plus victories a season ago:

2018 Opponent	'17 Record	NCAA Round
Florida (3)	52-19	CWS Champions
Houston (1)	42-21	Regional
Kentucky (3)	43-23	Super Regional
Long Beach State (1)	42-20-1	Super Regional
Louisville (1)	53-12	CWS
LSU (3)	52-20	CWS Finals
Mississippi State (3)	40-27	Super Regional
Sam Houston State (1)	44-23	Super Regional
TCU (1)	50-18	CWS
Tennessee Tech (1)	41-21	Regional

## VANDY SLATED FOR 12 NATIONAL TV APPEARANCES

- ★ Vanderbilt will not be hard to find this season as the Commodores will be televised nationally 11 times on the ESPN family of networks and once on the PAC-12 Network. Another 28 matchups will be streamed via the SEC Network+.

March 10	at USC	6 p.m.	PAC-12N
March 16	at Mississippi State	6 p.m.	SECN
March 23	LSU	8 p.m.	ESPNU
March 24	LSU	7:30 p.m.	ESPNU
March 25	LSU	12 p.m.	ESPN2
March 31	at Florida	11 a.m.	ESPNU
April 1	at Florida	11 a.m.	SECN
April 5	Georgia	6 p.m.	ESPNU
April 15	Ole Miss	4 p.m.	ESPNU
April 19	at Missouri	7 p.m.	ESPNU
May 1	Louisville	6 p.m.	SECN
May 13	at Tennessee	11 a.m.	SECN



## SUNDAY PROBABLE STARTER



## #35 JACKSON GILLIS

★ Sophomore ★ LHP ★ 6-3 ★ 225

★ Wilmington, Mass. ★ Wilmington HS

★ **LAST START:** First career start★ **2018 SEASON:** 2-0, 3.72 ERA, 3 APP, 0 GS, 0 SV, 9.2 IP, 6 H, 4 R, 4 ER, 4 BB, 13 K★ **CAREER:** 2-0, 3.65 ERA, 19 APP, 0 GS, 0 SV, 24.2 IP, 15 H, 12 R, 10 ER, 15 BB, 32 K

## THOUGHTS FROM HEAD COACH TIM CORBIN

"If there was one pitcher who made the most progress from the time he arrived on campus to the time he left, it was Jackson. We used Jackson sparingly at the beginning but once his confidence grew, he became our "go-to" guy at the end of the game. Jackson is beginning to harness his pitches and show greater command. I thought he jumped another notch during the fall."

## TONIGHT'S START:

... is making his 20th career appearance and first career start

... is making his fourth appearance of the season

## 2018 AT A GLANCE:

... has limited opponents to a .176 batting average - the second-lowest among Vandy pitchers with nine or more innings

... picked up wins in relief during each of his first two appearances

... secured victory on Opening Day against No. 25 Duke, limiting the Blue Devils to one hit in 3.2 innings while fanning four

... held UMass-Lowell to one run in 3.1 innings on Feb. 24 in relief

... allowed two home runs and three runs in 2.2 innings last time out against Sam Houston State on March 2 at Minute Maid Park

## 2017 AT A GLANCE

... made 16 relief appearances, posting a 3.60 ERA as a freshman

... limited opponents to a .173 average in 15 innings


... held 65 batters to five extra-base hits

## HIGH SCHOOL

... top prospect in the state of Massachusetts according to Perfect Game

... lettered four years in baseball and one in football at Wilmington HS

... captained the baseball team as a senior



## CAREER HIGHS

Innings: 3.2, vs. Duke (2/16/18)

Strikeouts: 5, vs. UMass-Lowell (2/24/18)

Hits: 3, vs. UMass-Lowell (2/24/18)

Walks: 4, vs. Texas A&amp;M (3/25/17)

Runs: 3, 2x, last vs. Sam Houston State (3/2/18)

Earned Runs: 3, 2x, last vs. Sam Houston State (3/2/18)

Home Runs: 2, vs. Sam Houston State (3/2/18)

Pitches: 61, vs. Duke (2/16/18)

## SEASON HIGHS

Innings Pitched: 3.2, vs. Duke (2/16/18)

Hits: 3, vs. UMass-Lowell (2/24/18)

Strikeouts: 5, vs. UMass-Lowell (2/24/18)

Walks: 2, vs. Sam Houston State (3/2/18)

Runs: 3, vs. Sam Houston State (3/2/18)

Earned Runs: 3, vs. Sam Houston State (3/2/18)

Home Runs: 2, vs. Sam Houston State (3/2/18)

Pitches: 61, vs. Duke (2/16/18)

## CAREER STATS

YEAR	ERA	W-L	APP	GS	CG	SHO	SV	IP	H	R	ER	BB	SO	2B	3B	HR	BF	BAvg	WP	HBP	BK	SFA	SHA
2017	3.60	0-0	16	0	0	0/2	0	15.0	9	8	6	11	19	3	0	2	65	.173	0	1	2	0	1
2018	3.72	2-0	3	0	0	0/0	0	9.2	6	4	4	4	13	2	0	2	41	.176	1	2	1	1	0
<b>TOTAL</b>	<b>3.65</b>	<b>2-0</b>	<b>19</b>	<b>0</b>	<b>0</b>	<b>0/2</b>	<b>0</b>	<b>24.2</b>	<b>15</b>	<b>12</b>	<b>10</b>	<b>15</b>	<b>32</b>	<b>5</b>	<b>0</b>	<b>4</b>	<b>106</b>	<b>.174</b>	<b>1</b>	<b>3</b>	<b>3</b>	<b>1</b>	<b>1</b>

## 2018 GAME-BY-GAME STATS

Date	OPPONENT	GS	IP	H	R	ER	BB	SO	2B	3B	HR	WP	BK	HBP	IBB	Final	W-L	SV	ERA	NP
Feb 16	DUKE		3.2	1	0	0	1	4	0	0	0	0	1	2	0	9-1	1-0	0	0.00	61
Feb 24	UMASS-LOWELL		3.1	3	1	1	1	5	2	0	0	1	0	0	0	15-2	2-0	0	1.29	47
Mar 02	Sam Houston State		2.2	2	3	3	2	4	0	0	2	0	0	0	0	6-7	2-0	0	3.72	55
<b>Totals</b>		<b>0</b>	<b>9.2</b>	<b>6</b>	<b>4</b>	<b>4</b>	<b>4</b>	<b>13</b>	<b>2</b>	<b>0</b>	<b>2</b>	<b>1</b>	<b>1</b>	<b>2</b>	<b>0</b>	<b>30-10</b>	<b>2-0</b>	<b>0</b>	<b>3.72</b>	<b>-</b>

**DORES RANKED TOP 10 PRESEASON ONCE AGAIN**

- ★ For an eighth-straight season, Vanderbilt is situated in the Top 10 rankings during the preseason. The Commodores are currently ranked in all six polls including as high as No. 10 by Collegiate Baseball Newspaper.
- ★ The preseason rankings follow the Commodores' fourth NCAA Super Regional appearance in five seasons a year ago. Vandy concluded 2017 ranked as high as No. 15 per Collegiate Baseball Newspaper and the NCBWA.

**WHAT'S BACK IN 2018: OFFENSE**

- ★ The Dorens bring back five position players who started at least 50 percent of the games (31 of 62) for last season's NCAA Super Regional team — **Julian Infante** (62), **JJ Bleday** (48), **Ethan Paul** (52), **Connor Kaiser** (59) and **Stephen Scott** (31). Players **Harrison Ray** (17) and **Alonzo Jones** (25) started at least 10.

Category	'18 Ret.	'17 Total	Pct. Back
Runs Batted In	176	379	46.4%
Doubles	60	114	52.6%
Triples	6	17	35.2%
Home Runs	22	51	43.1%
Hits	299	599	49.9%
At Bats	1158	2141	54.0%
Runs	213	409	52.0%
Stolen bases	17	54	31.4%

**WHAT'S BACK IN 2018: PITCHING**

- ★ The Commodores bring back seven pitchers with experience from last season. Four pitchers logged starts on the mound in 2017 — **Patrick Raby** (16), **Drake Fellows** (10), **Chandler Day** (12) and **Maddux Conger** (3)

Category	'18 Ret.	'17 Total	Pct. Back
Appearances	116	213	54.4%
Victories	25	36	69.4%
Starts	41	62	66.1%
Strikeouts	307	544	56.4%
Innings Pitched	326.1	558.2	58.4%
Saves	1	12	8.3%

**VANDERBILT IN NATIONAL RANKINGS**

DATE	BA	NCBWA	CB	USA	D1	PG
PS	18	15	6	10	14	NR
Feb. 19	18	11	6	10	13	23
Feb. 26	18	10	5	10	12	17
Mar. 5	21	14	10	14	15	19
Mar. 12						
Mar. 19						
Mar. 26						
Apr. 2						
Apr. 9						
Apr. 16						
Apr. 23						
Apr. 30						
May 7						
May 14						

**NATIONAL POLLS**

BA	Baseball America
CB	Collegiate Baseball
NCBWA	National Collegiate Baseball Writers Association
USA	USA Today Coaches
PG	Perfect Game
D1	D1Baseball.com

**HIGHEST RANKING THIS SEASON**

Poll	Date	Ranking
Collegiate Baseball	Feb. 26	5

**NATIONAL RANKINGS****BASEBALL AMERICA  
(March 5)**

- Florida
- Oregon State
- Florida State
- Stanford
- Texas Tech
- Arkansas
- TCU
- Kentucky
- Texas A&M
- Clemson
- UCLA
- Ole Miss
- North Carolina
- Virginia
- Southern Miss
- LSU
- Texas
- Indiana
- Louisville
- Auburn
- Vanderbilt**
- St. John's
- UCF
- Coastal Carolina
- San Diego State

**COLLEGIATE BASEBALL  
(March 5)**

- Oregon State
- Florida
- Florida State
- Texas Tech
- Kentucky
- Clemson
- Stanford
- Louisville
- Auburn
- Vanderbilt**
- UCLA
- Indiana
- LSU
- TCU
- Arkansas
- Texas A&M
- NC State
- Stetson
- Ole Miss
- St. John's
- Coastal Carolina
- Wichita State
- UNLV
- Southern Miss
- Illinois
- Dallas Baptist
- Virginia
- Texas
- Missouri State
- Georgia Tech

**NCBWA  
(March 5)**

- Florida
- Oregon State
- Texas Tech
- Florida State
- Kentucky
- Stanford
- TCU
- Texas A&M
- Ole Miss
- Arkansas
- UCLA
- Louisville
- Clemson
- Vanderbilt**
- Indiana
- Southern Miss
- Auburn
- Virginia
- LSU
- Texas
- North Carolina
- East Carolina
- NC State
- St. John's
- Dallas Baptist
- Mississippi State
- South Alabama
- Coastal Carolina
- UCF
- Arkansas State

**USA TODAY COACHES  
(March 5)**

- Florida
- Oregon State
- Texas Tech
- Florida State
- Stanford
- Kentucky
- Arkansas
- Texas A&M
- Ole Miss
- Louisville
- Clemson
- TCU
- UCLA
- Vanderbilt**
- Auburn
- Southern Miss
- Indiana
- LSU
- Virginia
- Texas
- North Carolina
- NC State
- East Carolina
- Coastal Carolina
- St. John's

**PERFECT GAME  
(March 5)**

- Florida
- Oregon State
- Texas Tech
- TCU
- Florida State
- Kentucky
- Stanford
- Ole Miss
- Arkansas
- NC State
- Louisville
- Texas A&M
- UCLA
- LSU
- Indiana
- Clemson
- Southern Miss
- Auburn
- Vanderbilt**
- North Carolina
- Texas
- Duke
- St. John's
- Sam Houston State
- Oklahoma

**D1BASEBALL  
(March 5)**

- Florida
- Oregon State
- Texas Tech
- Florida State
- Arkansas
- Kentucky
- Stanford
- TCU
- Ole Miss
- Texas A&M
- UCLA
- Clemson
- Louisville
- Indiana
- Vanderbilt**
- Southern Miss
- Virginia
- Auburn
- East Carolina
- North Carolina
- Mississippi State
- LSU
- Texas
- Coastal Carolina
- Dallas Baptist





## HAWKINS FIELD

### TOP-10 ATTENDANCE MARKS - SINGLE GAME

	Attendance	Opponent	Date
1.	3,700	Tennessee	May 16, 2009
		Tennessee	May 15, 2009
		Florida	April 4, 2009
4.	3,693	Arkansas	May 22, 2010
5.	3,645	Tennessee	April 29, 2011
6.	3,626	24 games - most recent listed	
		Florida	April 15, 2017
		Florida	April 14, 2017
		Auburn	May 21, 2016
		Kentucky	April 17, 2016
		Kentucky	April 16, 2016
		South Carolina	April 2, 2016

### TOP 3-GAME SERIES ATTENDANCE

	Attendance	Opponent	Dates
1.	10,878	Florida	May 7-9, 2015
		Stanford*	June 6-8, 2014
3.	10,661	Tennessee	March 27-29, 2015
4.	10,640	Kentucky	April 15-17, 2016
5.	10,636	South Carolina	March 31-April 2, 2016
6.	10,582	Mississippi State	March 18-20, 2016
7.	10,528	Georgia	April 29-May 1, 2016
8.	10,400	Florida	April 13-15, 2017
9.	10,338	Tennessee	May 14-16, 2009
10.	10,277	Ole Miss	April 9-11, 2015

^ - NCAA Regional \* - NCAA Super Regional

### HAWKINS FIELD FACTS

- ★ Officially dedicated April 27, 2002
- ★ Capacity (3,626) – 2,200 chairback seats; 1,426 bleacher seats
- ★ Dimensions: LF-310; CF-400; RF-330; Alleys-375
- ★ Since 2007 Vanderbilt is 314-90-1 (.776) at Hawkins Field.
- ★ There have been 110 total sellouts in the stadium's history.
- ★ .738 all-time VU winning percentage (422-149-1) at The Hawk.

### YEARLY ATTENDANCE - NCAA RANKINGS

YEAR	DATES	TOTAL	RANK	AVERAGE
2014	40	112,426	23rd	2,811
2015	32	91,144	21st	2,848
2016	36	110,239	17th	3,062
2017	33	92,286	24th	2,797

### MISCELLANEOUS RECORDS

- ★ Most Wins in a Season \_\_\_\_\_ 34 (2007, 2013)
- ★ Longest Win Streak \_\_\_\_\_ 15 games (2/18-3/16/07)
- ★ Longest Game (Time) \_\_\_\_\_ 5:33 vs. Louisville (5/11/10)
- ★ Longest Game (Innings) \_\_\_\_\_ 17.0 vs. Louisville (5/11/10)

### A BRIEF RUN DOWN: HAWKINS FIELD

Hawkins Field serves as the home of the Vanderbilt Commodores and with recently completed facilities it stands as one of the top college baseball parks in the country. Now in its 16th season of existence, greets fans with chairback seats close to the field of play with bleacher seating in the outfield.

Nestled alongside Vanderbilt Stadium and Memorial Gymnasium on the west end of campus, the ballpark was constructed as the Commodores' first baseball-only facility in school history. It was built near the exact location of McGugin Field, which served as baseball's home field for 76 years and part-time football practice field.





## THE TIM CORBIN FILE

## Personal

Tim Carter Corbin

\_\_\_\_ Born: Aug. 5, 1961, at Wolfeboro, N.H.

\_\_\_\_ Hometown: Wolfeboro, N.H.

\_\_\_\_ Family: Maggie (wife), daughters Molly and Hannah

## Education

Ohio Wesleyan

\_\_\_\_ Master of Arts in Athletic Administration, 1986

\_\_\_\_ Bachelor of Arts in Physical Education, 1984

## Playing Experience

Ohio Wesleyan

\_\_\_\_ Four-year letterman as an infielder and catcher

## Coaching Experience

Vanderbilt Commodores

Head Coach (2003-present)

\_\_\_\_ 657-319-1 record (.672)

\_\_\_\_ Highest winning % all-time among VU coaches

\_\_\_\_ All-time winning coach in program history

\_\_\_\_ 2014 College World Series Champions

\_\_\_\_ 2014 national coach of the year

\_\_\_\_ 2015 College World Series Runner-Up

\_\_\_\_ Three CWS Appearances (2011, 2014, 2015)

\_\_\_\_ 12-Straight NCAA Tournament appearances

\_\_\_\_ Record-setting 26 SEC wins in 2013

\_\_\_\_ 55 pitchers taken in MLB Draft during Corbin era

\_\_\_\_ 15 First-Round MLB Draft picks in Corbin era

\_\_\_\_ D1Baseball.com's No. 1 program in 2015

\_\_\_\_ D1Baseball.com's No. 2 program in 2017

\_\_\_\_ 2007 SEC regular season and tournament champs

\_\_\_\_ Three SEC regular season titles (2007, 2011, 2013)

## Clemson Tigers

Associate Head Coach (2001-02)

Assistant Head Coach (1998-01)

Assistant Coach (1994-98)

\_\_\_\_ Fourth-winningest program nationally from 1994-02

\_\_\_\_ Nine NCAA Tournament appearances

\_\_\_\_ Four CWS appearances (1995, 1996, 2000, 2002)

\_\_\_\_ Recruited nine-straight top-25 Classes

\_\_\_\_ 20 players earned All-America status

## Presbyterian Blue Hose

Head Coach (1988-93)

\_\_\_\_ Led restart of dormant program

\_\_\_\_ Led transition from NAIA to NCAA Division II

\_\_\_\_ 106-138 overall record

## Wofford

Assistant Coach (1987)

## Ohio State Buckeyes

Graduate Assistant Coach (1985-86)



In his 16th season at Vanderbilt, Tim Corbin has transformed Vanderbilt into one of the national powers of college baseball and taken the program to unprecedented success winning the school's first-ever men's national title in 2014.

Corbin's owns a 657-319-1 (.672) at Vanderbilt and became the program's all-time winningest coach on March 4. He is also first in winning percentage for coaches with 100 games or more.

Under Corbin, Vanderbilt boasts the Southeastern Conference's longest streak of consecutive NCAA Tournament appearances at 12. The Does have advanced to a Super Regional in four of the last five years.

In 2015, Vanderbilt returned to the College World Series for the third time in five years with team's fourth 50-win season in the last four making it back to the CWS Finals before losing in three games to Virginia. The Does captured the SEC East with a 20-10 mark.

The 2014 Commodores topped Virginia in the College World Series finals in three games to claim the title in just the Does' second trip to Omaha. For the third time in four years Vandy hosted NCAA Regionals and Super Regionals, topping Oregon in the Regional final and Stanford in the Super Regionals.

Vanderbilt's 2013 team was one for the ages as the Commodores matched the school record with a 54-12 record and smashed the SEC record with a 26-3 mark to win the league title.

Year	Overall	Conf.	Place	Home	Road	Neutral	SEC Tourn	NCAA
2003	27-28	14-16	T-6th	19-10	6-14	2-4	0-2	--
2004	45-19	16-14	7th	28-5	11-11	6-3	3-1	3-2
2005	34-21	13-17	8th	23-12	11-9	0-0	--	--
2006	38-27	16-14	6th	23-12	10-11	5-4	3-2	2-2
2007	54-13	22-8	1st	34-4	12-8	8-1	5-1	3-2
2008	41-22	15-14	T-4th	22-9	12-9	7-4	3-2	1-2
2009	37-27	12-17	8th	22-11	10-14	5-3	3-1	3-2
2010	46-20	16-12	5th	27-6	13-11	6-3	1-2	5-3
2011	54-12	22-8	T-1st	33-4	16-5	5-3	3-1	7-2
2012	35-28	16-14	T-5th	22-12	7-13	6-3	5-1	2-2
2013	54-12	26-3	1st	34-7	17-3	3-2	3-2	3-3
2014	51-21	17-13	6th	31-10	13-7	7-4	1-2	10-3
2015	51-21	20-10	2nd	28-8	15-7	8-6	3-2	9-2
2016	43-19	18-12	6th	31-7	9-10	3-2	2-2	0-2
2017	36-25-1	15-13-1	6th	21-11-1	10-12	5-2	0-1	3-3
2018	11-4	--	--	9-1	1-1	1-2	--	--
<b>Career</b>	<b>657-319-1</b>	<b>258-185-1</b>	<b>--</b>	<b>386-118-1</b>	<b>173-145</b>	<b>77-46</b>	<b>35-22</b>	<b>51-30</b>

## ASSISTANT COACHES



**SCOTT BROWN**  
Assoc. Head Coach



**MIKE BAXTER**  
Assistant Coach



**DAVID MACIAS**  
Volunteer Assistant



## 2018 INDIVIDUAL STATISTICS

## 9 ★ Garrett Blaylock ★ Freshman

IF ★ T.C. Roberson HS ★ Asheville, N.C.

## HITTING CAREER HIGHS

Hits: \_\_\_\_\_ 1, 3x (last vs. Austin Peay (2/27/18))  
 Runs: \_\_\_\_\_ 2, vs. Presbyterian (2/21/18)  
 RBI: \_\_\_\_\_ 2, vs. UMass-Lowell (2/23/18)  
 Walks: \_\_\_\_\_  
 HRs: \_\_\_\_\_  
 Strikeouts: \_\_\_\_\_ 1, vs. Austin Peay (2/27/18)  
 Stolen Bases: \_\_\_\_\_

## GAME-BY-GAME STATS

DATE	OPP.	GS	AB	R	H	RBI	2B	3B	HR	BB	K	SB	CS	E	Avg.
2/18	DUKE		0	0	0	0	0	0	0	0	0	0	0	0	.000
2/20	PRESBY		0	0	0	0	0	0	0	0	0	0	0	0	.000
2/21	PRESBY		2	2	1	1	1	0	0	0	0	0	0	0	.500
2/23	UML		1	1	1	2	0	0	0	0	0	0	0	0	.667
2/24	UML		0	0	0	0	0	0	0	0	0	0	0	0	.667
2/25	UML		1	0	0	0	0	0	0	0	0	0	0	0	.500
2/27	APSU		2	0	1	1	0	0	0	0	1	0	0	0	.500
<b>Totals</b>		<b>0</b>	<b>6</b>	<b>3</b>	<b>3</b>	<b>4</b>	<b>1</b>	<b>0</b>	<b>0</b>	<b>0</b>	<b>1</b>	<b>0</b>	<b>0</b>	<b>0</b>	<b>.500</b>

## 51 ★ JJ Bleday ★ Sophomore

OF ★ A. Crawford Mosley HS ★ Panama City Beach, Fla.

## HITTING CAREER HIGHS

Hits: \_\_\_\_\_ 3, 3x, at Clemson (6/5/17)  
 Runs: \_\_\_\_\_ 2, 4x, last at Clemson (6/5/17)  
 RBI: \_\_\_\_\_ 3, 3x, last vs. St. Mary's (3/10/17)  
 Walks: \_\_\_\_\_ 3, at San Diego (2/17/17)  
 HRs: \_\_\_\_\_ 1, 5x, last vs. Houston (3/4/18)  
 Strikeouts: \_\_\_\_\_ 2, 4x, last vs. CSUN (3/4/17)  
 Stolen Bases: \_\_\_\_\_

## GAME-BY-GAME STATS

DATE	OPP.	GS	AB	R	H	RBI	2B	3B	HR	BB	K	SB	CS	E	Avg.
2/16	DUKE	*	4	0	2	0	1	0	0	0	0	0	0	0	.500
2/17	DUKE	*	2	0	1	0	0	0	0	0	1	0	0	0	.500
2/20	PRESBY		2	1	1	0	0	0	0	0	1	0	0	0	.500
2/21	PRESBY	*	2	0	0	0	0	0	0	1	0	0	0	0	.400
2/23	UML		2	1	2	1	0	0	1	0	0	0	0	0	.500
2/24	UML	*	3	1	0	0	0	0	0	1	1	0	0	0	.400
2/25	UML	*	3	1	1	0	0	0	0	1	0	0	0	0	.389
2/27	APSU		1	1	1	1	0	0	1	0	0	0	0	0	.421
2/28	ISU	*	3	1	1	0	0	0	0	0	1	0	0	0	.409
4/02	vs. SHSU	*	4	1	2	0	0	0	0	0	1	0	0	0	.423
4/03	vs. ULL	*	4	0	0	0	0	0	0	0	1	0	0	0	.367
3/04	vs. UH	*	4	1	2	2	0	0	1	1	1	0	0	0	.382
3/07	at LSBU	*	3	1	1	0	0	0	0	1	0	0	0	0	.378
3/09	at UCLA	*	3	0	2	1	1	0	0	2	0	0	0	0	.400
<b>Totals</b>		<b>11</b>	<b>40</b>	<b>9</b>	<b>16</b>	<b>5</b>	<b>2</b>	<b>0</b>	<b>3</b>	<b>7</b>	<b>7</b>	<b>0</b>	<b>0</b>	<b>0</b>	<b>.400</b>

## 40 ★ Aaron Brown ★ Freshman

RHP ★ Mt. Juliet HS ★ Mt. Juliet, Tenn.

## PITCHING CAREER HIGHS

Innings Pitched: \_\_\_\_\_ 2.0, vs. Indiana State (2/28/18)  
 Strikeouts: \_\_\_\_\_ 1, 3x, last vs. Indiana State (2/28/18)  
 Hits Allowed: \_\_\_\_\_ 3, vs. Presbyterian (2/21/18)  
 Walks Allowed: \_\_\_\_\_ 1, vs. Indiana State (2/28/18)  
 Runs Allowed: \_\_\_\_\_ 2, vs. Presbyterian (2/21/18)

## GAME-BY-GAME STATS

DATE	OPP.	GS	IP	H	R	ER	BB	SO	WP	HBP	W-L	SV	ERA
2/16	DUKE		1.0	1	0	0	0	1	0	0	0-0	0	0.00
2/21	PRESBY		1.0	3	2	1	0	1	0	0	0-0	0	4.50
2/28	ISU		2.0	1	0	0	1	1	0	1	1-0	0	2.25
<b>Totals</b>		<b>0</b>	<b>4.0</b>	<b>5</b>	<b>2</b>	<b>1</b>	<b>1</b>	<b>3</b>	<b>0</b>	<b>1</b>	<b>1-0</b>	<b>0</b>	<b>2.25</b>

## 21 ★ Tyler Brown ★ Freshman

RHP ★ Olentangy Orange HS ★ Ashland, Ohio

## PITCHING CAREER HIGHS

Innings Pitched: \_\_\_\_\_ 4.0, vs. UMass-Lowell (2/25/18)  
 Strikeouts: \_\_\_\_\_ 6, vs. UMass-Lowell (2/25/18)  
 Hits Allowed: \_\_\_\_\_ 3, at UCLA (3/9/18)  
 Walks Allowed: \_\_\_\_\_ 1, at UCLA (3/9/18)  
 Runs Allowed: \_\_\_\_\_ 2, 2x, last vs. Sam Houston State (3/2/18)

## GAME-BY-GAME STATS

DATE	OPP.	GS	IP	H	R	ER	BB	SO	WP	HBP	W-L	SV	ERA
2/17	DUKE		3.0	2	2	2	0	5	0	0	0-0	0	6.00
2/25	UML		4.0	1	0	0	0	6	0	0	1-0	0	2.57
3/02	vs. SHSU		1.0	2	2	2	0	0	0	0	1-1	0	4.70
3/04	vs. UH		1.0	1	0	0	0	1	0	0	1-1	0	4.15
3/09	at UCLA		2.0	3	0	0	1	4	0	0	1-1	1	3.38
<b>Totals</b>		<b>0</b>	<b>10.2</b>	<b>9</b>	<b>4</b>	<b>4</b>	<b>1</b>	<b>16</b>	<b>0</b>	<b>0</b>	<b>1-1</b>	<b>1</b>	<b>3.38</b>

## 5 ★ Philip Clarke ★ Freshman

C ★ Christ Presbyterian Academy ★ Franklin, Tenn.

## HITTING CAREER HIGHS

Hits: \_\_\_\_\_ 2, 3x, last vs. Austin Peay (2/27/18)  
 Runs: \_\_\_\_\_ 2, vs. UMass-Lowell (2/25/18)  
 RBI: \_\_\_\_\_ 3, 3x, last vs. Presbyterian (2/2/18)  
 Walks: \_\_\_\_\_ 4, vs. UMass-Lowell (2/23/18)  
 HRs: \_\_\_\_\_ 1, vs. Presbyterian (2/21/18)  
 Strikeouts: \_\_\_\_\_ 2, vs. UMass-Lowell (2/24/18)  
 Stolen Bases: \_\_\_\_\_ 2, vs. UMass-Lowell (2/25/18)

## GAME-BY-GAME STATS

DATE	OPP.	GS	AB	R	H	RBI	2B	3B	HR	BB	K	SB	CS	E	Avg.
2/16	DUKE		5	0	2	3	0	0	0	0	0	0	0	0	.400
2/17	DUKE	*	4	0	1	0	0	0	0	0	1	0	0	0	.333
2/18	DUKE		4	0	1	3	0	0	0	0	1	0	0	0	.308
2/21	PRESBY	*	3	1	1	3	0	0	1	1	0	0	0	0	.312
2/23	UML		1	0	1	1	0	0	0	4	0	0	0	0	.353
2/24	UML	*	3	0	0	0	0	0	0	1	2	0	0	0	.300
2/25	UML		3	2	2	1	0	0	0	2	0	2	0	0	.348
2/27	APSU		4	1	2	0	0	0	0	1	1	1	0	0	.370
2/28	ISU	*	3	0	0	1	0	0	0	0	0	0	0	0	.333
3/03	vs. ULL	*	4	0	0	0	0	0	0	0	0	0	0	0	.294
3/04	vs. UH		3	0	1	0	0	0	0	2	2	0	0	0	.297
3/07	at LBSU	*	3	0	1	0	0	0	0	1	1	0	0	0	.300
3/09	at UCLA	*	4	0	0	0	0	0	0	0	1	0	0	0	.273
<b>Totals</b>		<b>7</b>	<b>44</b>	<b>4</b>	<b>12</b>	<b>12</b>	<b>0</b>	<b>0</b>	<b>0</b>	<b>12</b>	<b>9</b>	<b>3</b>	<b>0</b>	<b>0</b>	<b>.273</b>

## 42 ★ Maddux Conger ★ Junior

RHP ★ Stephenville HS ★ Stephenville, Texas

## PITCHING CAREER HIGHS

Innings Pitched: \_\_\_\_\_ 5.0, vs. Presbyterian (2/20/18)  
 Strikeouts: \_\_\_\_\_ 6, vs. Evansville (2/22/17)  
 Hits Allowed: \_\_\_\_\_ 7, vs. Southeastern La. (2/28/17)  
 Walks Allowed: \_\_\_\_\_ 5, 2x (last vs. Austin Peay (2/27/18))  
 Runs Allowed: \_\_\_\_\_ 5, 2x (last vs. Austin Peay (2/27/18))

## GAME-BY-GAME STATS

DATE	OPP.	GS	IP	H	R	ER	BB	SO	WP	HBP	W-L	SV	ERA
2/20	PRESBY	*	5.0	3	0	0	2	5	0	1	1-0	0	0.00
2/27	APSU		4.0	3	5	1	5	3	3	0	1-0	0	1.00
<b>Totals</b>		<b>1</b>	<b>9.0</b>	<b>6</b>	<b>5</b>	<b>1</b>	<b>7</b>	<b>8</b>	<b>3</b>	<b>0</b>	<b>1-0</b>	<b>0</b>	<b>1.00</b>

## 3 ★ Cooper Davis ★ Freshman

OF ★ St. Aloysius Gonzaga HS ★ Mississauga, Ontario

## HITTING CAREER HIGHS

Hits: \_\_\_\_\_ 1, vs. Presbyterian (2/21/18)  
 Runs: \_\_\_\_\_ 1, 2x, last vs. UMass-Lowell (2/24/18)  
 RBI: \_\_\_\_\_ 1, 2x, last vs. UMass-Lowell (2/24/18)  
 Walks: \_\_\_\_\_ 1, vs. UMass-Lowell (2/23/18)  
 HRs: \_\_\_\_\_  
 Strikeouts: \_\_\_\_\_  
 Stolen Bases: \_\_\_\_\_

## GAME-BY-GAME STATS

DATE	OPP.	GS	AB	R	H	RBI	2B	3B	HR	BB	K	SB	CS	E	Avg.
2/21	PRESBY		2	1	1	1	0	0	0	0	0	0	0	0	.500
2/23	UML		0	0	0	1	0	0	0	1	0	0	0	0	.500
2/24	UML		0	1	0	0	0	0	0	0	0	0	0	0	.500
2/27	UML		1	0	0	0	0	0	0	0	0	0	0	0	.333
<b>Totals</b>		<b>0</b>	<b>3</b>	<b>2</b>	<b>1</b>	<b>2</b>	<b>0</b>	<b>0</b>	<b>0</b>	<b>1</b>	<b>0</b>	<b>0</b>	<b>0</b>	<b>0</b>	<b>.333</b>

## 27 ★ Chandler Day ★ Junior

RHP ★ Watkins Memorial HS ★ Granville, Ohio

## PITCHING CAREER HIGHS

Innings Pitched: \_\_\_\_\_ 9.0, vs. Lipscomb (3/28/17)  
 Strikeouts: \_\_\_\_\_ 10, vs. UT Martin (4/4/17)  
 Hits Allowed: \_\_\_\_\_ 8, vs. LSU (4/7/16)  
 Walks Allowed: \_\_\_\_\_ 5, vs. Lipscomb (3/28/17)  
 Runs Allowed: \_\_\_\_\_ 6, at Middle Tennessee (3/22/16)

## GAME-BY-GAME STATS

DATE	OPP.	GS	IP	H	R	ER	BB	SO	WP	HBP	W-L	SV	ERA
2/18	DUKE	*	4.0	3	1	1	2	6	0	1	0-0	0	2.25
2/25	UML	*	5.0	3	2	2	1	6	0	1	0-0	0	3.00
3/04	vs. UH	*	3.0	5	2	2	0	1	2	0	0-0	0	3.75
<b>Totals</b>		<b>3</b>	<b>12.0</b>	<b>11</b>	<b>5</b>	<b>5</b>	<b>3</b>	<b>13</b>	<b>2</b>	<b>2</b>	<b>0-0</b>	<b>0</b>	<b>3.75</b>

## 18 ★ Pat DeMarco ★ Freshman

OF ★ Winder-Barrow HS ★ Staten Island, N.Y.

## HITTING CAREER HIGHS

Hits: \_\_\_\_\_ 3, 3x (last vs. Presbyterian (2/20/18))  
 Runs: \_\_\_\_\_ 3, vs. Austin Peay (2/27/18)  
 RBI: \_\_\_\_\_ 4, vs. Houston (3/4/18)  
 Walks: \_\_\_\_\_ 2, vs. Austin Peay (2/27/18)  
 HRs: \_\_\_\_\_ 1, vs. Indiana State (2/28/18)  
 Strikeouts: \_\_\_\_\_ 2, vs. Indiana State (2/28/18)  
 Stolen Bases: \_\_\_\_\_ 1, 4x, last vs. Austin Peay (2/27/18)

## GAME-BY-GAME STATS

DATE	OPP.	GS	AB	R	H	RBI	2B	3B	HR	BB	K	SB	CS	E	Avg.
2/16	DUKE	*	4	2	3	0	1	0	0	1	1	1	0	0	.750
2/17	DUKE	*	5	1	2	1	0	0	0	0	1	0	0	0	.556
2/18	DUKE	*	4	2	3	0	0	0	0	0	0	0	0	0	.615
2/20	PRESBY	*	4	2	3	2	2	0	0	0	0	0	0	0	.647
2/21	PRESBY	*	4	0	1	1	1	0	0	0	0	0	0	0	.571
2/23	UML	*	3	0	0	0	0	0	0	1	1	0	0	0	.500
2/24	UML	*	5	1	2	0	0	0	0	0	2	1	0	0	.483
2/25	UML	*	3	0	1	0	0	0	0	1	1	1	0	0	.469
2/27	APSU	*	3	3	2	2	1	0	0	2	0	1	0	0	.486
2/28	ISU	*	4	1	2	2	1	0	1	0	2	0	0	0	.487
3/02	vs. SHSU	*	4	0	0	0	0	0	0	0	1	0	0	0	.442
3/03	vs. ULL	*	4	0	1	0	0	0	0	0	0	0	0	0	.426
3/04	vs. UH	*	5	1	2	4	1	0	0	0	0	0	0	0	.423
3/07	at LBSU	*	4	0	0	0	0	0	0	0	1	0	0	0	.393
3/09	at UCLA	*	5	0	0	1	0	0	0	0	0	0	0	0	.361
<b>Totals</b>		<b>15</b>	<b>61</b>	<b>13</b>	<b>22</b>	<b>13</b>	<b>7</b>	<b>0</b>	<b>1</b>	<b>5</b>	<b>10</b>	<b>4</b>	<b>0</b>	<b>0</b>	<b>.361</b>

## 20 ★ Ty Duvall ★ Sophomore

C ★ Lebanon HS ★ Lebanon, Ohio

## HITTING CAREER HIGHS

Hits: \_\_\_\_\_ 3, vs. Western Kentucky (3/14/17)  
 Runs: \_\_\_\_\_ 1, 6x, last vs. UMass-Lowell (2/23/18)  
 RBI: \_\_\_\_\_ 2, 2x (last vs. UT Martin (4/4/17)  
 Walks: \_\_\_\_\_ 2, vs. UMass-Lowell (2/23/18)  
 HRs: \_\_\_\_\_  
 Strikeouts: \_\_\_\_\_ 2, vs. Austin Peay (2/27/18)  
 Stolen Bases: \_\_\_\_\_

## GAME-BY-GAME STATS

DATE	OPP.	GS	AB	R	H	RBI	2B	3B	HR	BB	K	SB	CS	E	Avg.
2/16	DUKE		0	0	0	0	0	0	0	0	0	0	0	0	.000
2/21	PRESBY		1	1	0	0	0	0	0	1	0	0	0	0	.000
2/23	UML		0	1	0	0	0	0	0	2	0	0	0	0	.000
2/24	UML		0	0	0	0	0	0	0	0	0	0	0	0	.000
2/27	APSU		2	0	0	0	0	0	0	2	0	0	0	0	.000
<b>Totals</b>		<b>0</b>	<b>3</b>	<b>2</b>	<b>0</b>	<b>0</b>	<b>0</b>	<b>0</b>	<b>0</b>	<b>3</b>	<b>2</b>	<b>0</b>	<b>0</b>	<b>0</b>	<b>.000</b>

## 39 ★ Jake Eder ★ Freshman

LHP ★ Calvary Christian Academy ★ Ocean Ridge, Fla.

## PITCHING CAREER HIGHS

Innings Pitched: \_\_\_\_\_ 5.0, 2x, last at Long Beach State (3/7/18)  
 Strikeouts: \_\_\_\_\_ 7, at Long Beach State (3/7/18)  
 Hits Allowed: \_\_\_\_\_ 3, vs. Indiana State (2/28/18)  
 Walks Allowed: \_\_\_\_\_ 4, at Long Beach State (3/7/18)  
 Runs Allowed: \_\_\_\_\_ 4, vs. Indiana State (2/28/18)

## GAME-BY-GAME STATS

DATE	OPP.	GS	IP	H	R	ER	BB	SO	WP	HBP	W-L	SV	ERA
2/21	PRESBY	*	4.0	1	0	0	0	4	0	1	1-0	0	0.00
2/28	ISU	*	5.0	3	4	4	1	5	0	0	1-0	0	4.00
3/07	at LBSU	*	5.0	0	0	0	4	7	0	0	1-0	0	2.57
<b>Totals</b>		<b>3</b>	<b>14.0</b>	<b>4</b>	<b>4</b>	<b>4</b>	<b>5</b>	<b>16</b>	<b>0</b>	<b>1</b>	<b>1-0</b>	<b>0</b>	<b>2.57</b>

## 66 ★ Drake Fellows ★ Sophomore

RHP ★ Joliet Catholic Academy ★ Plainfield, Ill.

## PITCHING CAREER HIGHS

Innings Pitched: \_\_\_\_\_ 8.0, vs. St. Mary's (3/12/17)  
 Strikeouts: \_\_\_\_\_ 10, vs. Alabama (5/20/17)  
 Hits Allowed: \_\_\_\_\_ 8, vs. CSUN (3/5/17)  
 Walks Allowed: \_\_\_\_\_ 4, vs. Duke (2/16/18)  
 Runs Allowed: \_\_\_\_\_ 6, vs. Florida (4/15/17)

## GAME-BY-GAME STATS

DATE	OPP.	GS	IP	H	R	ER	BB	SO	WP	HBP	W-L	SV	ERA
2/16	DUKE	*	4.1	1	1	1	4	4	0	2	0-0	0	2.08
2/23	UML	*	5.0	2	0	0	1	8	0	0	1-0	0	0.96
3/02	vs. SHSU	*	6.0	5	2	2	1	8	0	1	0-0	0	1.76
3/09	at UCLA	*	7.0	6	3	3	1	9	0	0	2-0	0	2.42
<b>Totals</b>		<b>4</b>	<b>22.1</b>	<b>14</b>	<b>6</b>	<b>6</b>	<b>7</b>	<b>29</b>	<b>0</b>	<b>3</b>	<b>2-0</b>	<b>0</b>	<b>2.42</b>

## 13 ★ Kiambu Fentress ★ Redshirt Sophomore

OF ★ Ensworth HS ★ Nashville, Tenn.

## HITTING CAREER HIGHS

Hits: \_\_\_\_\_ 1, at Middle Tennessee (4/18/17)  
 Runs: \_\_\_\_\_  
 RBI: \_\_\_\_\_ 1, vs. Austin Peay (2/27/18)  
 Walks: \_\_\_\_\_  
 HRs: \_\_\_\_\_  
 Strikeouts: \_\_\_\_\_ 1, 2x, last vs. UMass-Lowell (2/23/18)  
 Stolen Bases: \_\_\_\_\_

## GAME-BY-GAME STATS

DATE	OPP.	GS	AB	R	H	RBI	2B	3B	HR	BB	K	SB	CS	E	Avg.
2/18	DUKE		0	0	0	0	0	0	0	0	0	0	0	0	.000
2/20	PRESBY		0	0	0	0	0	0	0	0	0	0	0	0	.000
2/21	PRESBY		2	0	0	0	0	0	0	0	1	0	0	0	.000
2/23	UML		1	0	0	0	0	0	0	0	1	0	0	0	.000
2/24	UML		1	0	0	0	0	0	0	0	0	0	0	0	.000
2/25	UML		0	0	0	0	0	0	0	0	0	0	0	0	.000
2/27	APSU		1	0	0	1	0	0	0	0	0	0	0	0	.000
<b>Totals</b>		<b>0</b>	<b>5</b>	<b>0</b>	<b>0</b>	<b>1</b>	<b>0</b>	<b>0</b>	<b>0</b>	<b>0</b>	<b>2</b>	<b>0</b>	<b>0</b>	<b>0</b>	<b>.000</b>

## 32 ★ Hugh Fisher ★ Freshman

LHP ★ Briarcrest Christian HS ★ Eads, Tenn.

## PITCHING CAREER HIGHS

Innings Pitched: \_\_\_\_\_ 2.0, vs. Presbyterian (2/20/18)  
 Strikeouts: \_\_\_\_\_  
 Hits Allowed: \_\_\_\_\_  
 Walks Allowed: \_\_\_\_\_  
 Runs Allowed: \_\_\_\_\_

## GAME-BY-GAME STATS

DATE	OPP.	GS	IP	H	R	ER	BB	SO	WP	HBP	W-L	SV	ERA
2/20	PRESBY		2.0	0	0	0	0	0	0	0	0-0	0	0.00
3/03	vs. ULL		0.0	0	0	0	0	0	0	1	0-0	0	0.00
<b>Totals</b>		<b>0</b>	<b>2.0</b>	<b>0</b>	<b>0</b>	<b>0</b>	<b>0</b>	<b>0</b>	<b>0</b>	<b>1</b>	<b>0-0</b>	<b>0</b>	<b>0.00</b>

## 49 ★ AJ Franklin ★ Redshirt Sophomore

LHP ★ Wilson Central HS ★ Lebanon, Tenn.

## PITCHING CAREER HIGHS

Innings Pitched: \_\_\_\_\_ 1.0, vs. UMass-Lowell (2/23/18)  
 Strikeouts: \_\_\_\_\_  
 Hits Allowed: \_\_\_\_\_  
 Walks Allowed: \_\_\_\_\_ 1, vs. UMass-Lowell (2/23/18)  
 Runs Allowed: \_\_\_\_\_

## GAME-BY-GAME STATS

DATE	OPP.	GS	IP	H	R	ER	BB	SO	WP	HBP	W-L	SV	ERA
2/21	PRESBY		0.2	0	0	0	0	0	0	0	0-0	0	0.00
2/23	UML		1.0	0	0	0	1	0	0	1	0-0	0	0.00
<b>Totals</b>		<b>0</b>	<b>1.2</b>	<b>0</b>	<b>0</b>	<b>0</b>	<b>1</b>	<b>0</b>	<b>0</b>	<b>1</b>	<b>0-0</b>	<b>0</b>	<b>0.00</b>



**35 ★ Jackson Gillis ★ Sophomore**

LHP ★ Wilmington HS ★ Wilmington, Mass.

**PITCHING CAREER HIGHS**

Innings Pitched: \_\_\_\_\_ 3.2, vs. Duke (2/16/18)  
 Strikeouts: \_\_\_\_\_ 5, vs. UMass-Lowell (2/24/18)  
 Hits Allowed: \_\_\_\_\_ 3, vs. UMass-Lowell (2/24/18)  
 Walks Allowed: \_\_\_\_\_ 4, vs. Texas A&M (3/25/17)  
 Runs Allowed: \_\_\_\_\_ 3, 2x, last vs. Sam Houston State (3/2/18)

**GAME-BY-GAME STATS**

DATE	OPP.	GS	IP	H	R	ER	BB	SO	WP	HBP	W-L	SV	ERA
2/16	DUKE		3.2	1	0	0	1	4	0	2	1-0	0	0.00
2/24	UML		3.1	3	1	1	1	5	1	0	2-0	0	1.29
3/02	vs. SHSU		2.2	2	3	3	2	4	0	0	2-0	0	3.72
<b>Totals</b>		<b>0</b>	<b>9.2</b>	<b>6</b>	<b>4</b>	<b>4</b>	<b>4</b>	<b>13</b>	<b>1</b>	<b>2</b>	<b>2-0</b>	<b>0</b>	<b>3.72</b>

**99 ★ Jayson Gonzalez ★ Freshman**

IF ★ Bishop Amat HS ★ Covina, Calif.

**HITTING CAREER HIGHS**

Hits: \_\_\_\_\_ 4, 2x, last vs. Austin Peay (2/27/18)  
 Runs: \_\_\_\_\_ 2, 2x, last vs. Houston (3/4/18)  
 RBI: \_\_\_\_\_ 5, vs. UMass-Lowell (2/24/18)  
 Walks: \_\_\_\_\_ 1, 7x, last at UCLA (3/9/18)  
 HRs: \_\_\_\_\_ 2, vs. UMass-Lowell (2/24/18)  
 Strikeouts: \_\_\_\_\_ 3, vs. Houston (3/4/18)  
 Stolen Bases: \_\_\_\_\_ 1, vs. Houston (3/4/18)

**GAME-BY-GAME STATS**

DATE	OPP.	GS	AB	R	H	RBI	2B	3B	HR	BB	K	SB	CS	E	Avg.
2/16	DUKE	*	4	0	1	1	0	0	0	1	0	0	0	1	.250
2/17	DUKE	*	3	0	0	0	0	0	0	0	1	0	0	0	.143
2/18	DUKE	*	4	0	2	0	0	0	0	0	1	0	0	0	.273
2/20	PRESBY	*	4	0	1	0	0	0	0	0	2	0	0	0	.267
2/21	PRESBY	*	3	0	0	0	0	0	0	0	1	0	0	0	.222
2/23	UML	*	3	1	0	0	0	0	0	1	2	0	0	0	.190
2/24	UML	*	5	2	4	5	1	0	2	0	1	0	0	0	.308
2/25	UML	*	3	1	1	1	0	0	0	1	1	0	0	0	.310
2/27	APSU	*	4	1	4	4	1	0	0	0	0	0	0	1	.394
2/28	ISU	*	4	0	0	0	0	0	0	0	1	0	0	1	.351
3/02	vs. SHSU	*	3	1	0	0	0	0	0	1	2	0	0	0	.325
3/03	vs. ULL	*	4	0	1	0	0	0	0	0	1	0	0	0	.318
3/04	vs. UH	*	4	2	1	0	0	0	0	1	3	1	0	0	.312
3/07	at LBSU	*	3	1	2	3	0	0	1	1	1	0	0	0	.333
3/09	at UCLA	*	3	2	1	0	0	0	0	1	0	0	0	0	.333
<b>Totals</b>		<b>15</b>	<b>54</b>	<b>11</b>	<b>18</b>	<b>14</b>	<b>2</b>	<b>0</b>	<b>3</b>	<b>7</b>	<b>17</b>	<b>1</b>	<b>0</b>	<b>3</b>	<b>.333</b>

**17 ★ Walker Grisanti ★ Junior**

OF ★ Christian Brothers HS ★ Collierville, Tenn.

**HITTING CAREER HIGHS**

Hits: \_\_\_\_\_ 2, 4x, last at South Carolina (4/6/17)  
 Runs: \_\_\_\_\_ 3, vs. Xavier (3/12/16)  
 RBI: \_\_\_\_\_ 3, 2x, last vs. Austin Peay (2/27/18)  
 Walks: \_\_\_\_\_ 3, at UCLA (3/9/18)  
 HRs: \_\_\_\_\_ 1, 2x, last vs. Austin Peay (2/27/18)  
 Strikeouts: \_\_\_\_\_ 3, vs. San Diego (2/16/17)  
 Stolen Bases: \_\_\_\_\_

**GAME-BY-GAME STATS**

DATE	OPP.	GS	AB	R	H	RBI	2B	3B	HR	BB	K	SB	CS	E	Avg.
2/17	DUKE		1	0	0	0	0	0	0	0	1	0	0	0	.000
2/21	PRESBY		1	2	1	0	0	0	0	1	0	0	0	0	.500
2/23	UML		1	1	1	1	1	0	0	0	0	0	0	0	.667
2/24	UML		0	1	0	0	0	0	0	1	0	0	0	0	.667
2/25	UML		0	0	0	0	0	0	0	1	0	0	0	0	.667
2/27	APSU	*	3	1	1	3	0	0	1	1	1	0	0	0	.500
3/02	vs. SHSU		1	1	1	0	0	0	0	0	0	0	0	0	.571
3/03	vs. ULL	*	3	0	0	0	0	0	0	1	1	0	0	0	.400
3/04	vs. UH	*	2	2	0	0	0	0	0	2	0	0	0	0	.333
3/07	at LBSU	*	4	0	1	0	0	0	0	0	1	0	1	0	.312
3/09	at UCLA	*	1	1	0	1	0	0	0	3	0	0	0	0	.294
<b>Totals</b>		<b>5</b>	<b>17</b>	<b>9</b>	<b>5</b>	<b>5</b>	<b>1</b>	<b>0</b>	<b>1</b>	<b>10</b>	<b>4</b>	<b>0</b>	<b>1</b>	<b>0</b>	<b>.294</b>

**44 ★ Mason Hickman ★ Freshman**

RHP ★ Pope John Paul II HS ★ Hendersonville, Tenn.

**PITCHING CAREER HIGHS**

Innings Pitched: \_\_\_\_\_ 5.0, vs. Duke (2/18/18)  
 Strikeouts: \_\_\_\_\_ 7, vs. Duke (2/18/18)  
 Hits Allowed: \_\_\_\_\_ 5, vs. Houston (3/4/18)  
 Walks Allowed: \_\_\_\_\_ 3, vs. Austin Peay (2/27/18)  
 Runs Allowed: \_\_\_\_\_ 2, vs. Houston (3/4/18)

**GAME-BY-GAME STATS**

DATE	OPP.	GS	IP	H	R	ER	BB	SO	WP	HBP	W-L	SV	ERA
2/18	DUKE		5.0	3	0	0	2	7	1	0	1-0	0	0.00
2/27	APSU	*	4.0	2	1	1	3	2	0	0	2-0	0	1.00
3/04	vs. UH		4.0	5	2	2	0	5	0	0	3-0	0	2.08
<b>Totals</b>		<b>1</b>	<b>13.0</b>	<b>10</b>	<b>3</b>	<b>3</b>	<b>5</b>	<b>14</b>	<b>1</b>	<b>0</b>	<b>3-0</b>	<b>0</b>	<b>2.08</b>

## 22 ★ Julian Infante ★ Junior

IF ★ Westminster Christian HS ★ Miami, Fla.

## HITTING CAREER HIGHS

Hits: \_\_\_\_\_ 4, vs. Belmont (3/22/17)  
 Runs: \_\_\_\_\_ 4, vs. Belmont (3/22/17)  
 RBI: \_\_\_\_\_ 7, vs. Missouri (5/7/17)  
 Walks: \_\_\_\_\_ 3, vs. St. Mary's (3/12/17)  
 HRs: \_\_\_\_\_ 1, 17x, last at Arkansas (5/14/17)  
 Strikeouts: \_\_\_\_\_ 4, 2x, last vs. UMass-Lowell (2/23/18)  
 Stolen Bases: \_\_\_\_\_

## GAME-BY-GAME STATS

DATE	OPP.	GS	AB	R	H	RBI	2B	3B	HR	BB	K	SB	CS	E	Avg.
2/16	DUKE	*	4	0	0	0	0	0	0	0	0	0	0	0	.000
2/17	DUKE	*	4	0	0	0	0	0	0	0	3	0	0	0	.000
2/18	DUKE	*	4	0	0	1	0	0	0	1	0	0	0	0	.000
2/20	PRESBY	*	3	0	0	0	0	0	0	1	1	0	0	0	.000
2/21	PRESBY	*	3	0	1	1	1	0	0	1	0	0	0	1	.056
2/23	UML	*	5	0	0	1	0	0	0	0	4	0	0	0	.043
2/24	UML	*	4	1	0	0	0	0	0	1	2	0	0	0	.037
2/28	ISU	*	1	0	0	0	0	0	0	0	0	0	0	0	.036
3/02	vs. SHSU	*	3	1	1	1	0	0	0	1	1	0	0	0	.065
3/03	vs. ULL	*	3	0	0	0	0	0	0	0	3	0	0	0	.059
3/07	at LBSU	*	3	0	2	0	0	0	0	0	1	0	0	0	.108
3/09	at UCLA	*	3	1	0	0	0	0	0	0	1	0	0	0	.100
<b>Totals</b>			<b>11</b>	<b>40</b>	<b>3</b>	<b>4</b>	<b>4</b>	<b>1</b>	<b>0</b>	<b>5</b>	<b>16</b>	<b>0</b>	<b>0</b>	<b>1</b>	<b>.100</b>

## 8 ★ Alonzo Jones ★ Junior

OF ★ Columbus HS ★ Columbus, Ga.

## HITTING CAREER HIGHS

Hits: \_\_\_\_\_ 3, 4x, last vs. Indiana State (2/28/18)  
 Runs: \_\_\_\_\_ 3, 4x, last vs. UMass-Lowell (2/23/18)  
 RBI: \_\_\_\_\_ 5, vs. San Diego (2/21/16)  
 Walks: \_\_\_\_\_ 3, 2x, last vs. UT Martin (4/4/17)  
 HRs: \_\_\_\_\_ 1, 2x, last vs. Austin Peay (2/27/18)  
 Strikeouts: \_\_\_\_\_ 3, 5x, last at South Carolina (4/7/17)  
 Stolen Bases: \_\_\_\_\_ 2, 5x, last vs. Duke (2/18/18)

## GAME-BY-GAME STATS

DATE	OPP.	GS	AB	R	H	RBI	2B	3B	HR	BB	K	SB	CS	E	Avg.
2/16	DUKE	*	4	1	2	0	0	0	0	0	0	1	0	0	.500
2/17	DUKE	*	3	0	0	0	0	0	0	1	2	0	0	0	.286
2/18	DUKE	*	4	1	2	0	0	0	0	0	1	2	0	0	.364
2/20	PRESBY	*	4	0	0	0	0	0	0	0	1	0	0	0	.267
2/21	PRESBY	*	3	1	1	0	0	0	0	0	0	1	0	0	.278
2/23	UML	*	4	3	2	0	1	0	0	0	1	1	0	0	.318
2/24	UML	*	4	1	1	0	0	0	0	0	2	1	0	0	.308
2/25	UML	*	4	1	1	1	0	1	0	0	1	0	0	0	.300
2/27	APSU	*	3	2	0	0	0	0	0	1	0	1	0	0	.273
2/28	ISU	*	4	2	3	3	1	0	1	0	0	0	0	0	.324
3/02	vs. SHSU	*	3	0	0	0	0	0	0	0	1	0	0	0	.300
3/07	at LBSU	*	0	0	0	0	0	0	0	0	0	0	0	0	.300
3/09	at UCLA	*	2	1	0	0	0	0	0	1	1	0	0	0	.286
<b>Totals</b>			<b>12</b>	<b>42</b>	<b>13</b>	<b>12</b>	<b>4</b>	<b>2</b>	<b>1</b>	<b>3</b>	<b>10</b>	<b>7</b>	<b>0</b>	<b>0</b>	<b>.286</b>

## 12 ★ Connor Kaiser ★ Junior

IF ★ Blue Valley West HS ★ Overland Park, Kan.

## HITTING CAREER HIGHS

Hits: \_\_\_\_\_ 3, 2x, last at Kentucky (4/2/17)  
 Runs: \_\_\_\_\_ 3, 2x, last vs. UMass-Lowell (2/24/18)  
 RBI: \_\_\_\_\_ 3, vs. UMass-Lowell (2/23/18)  
 Walks: \_\_\_\_\_ 3, vs. Ole Miss (5/25/16)  
 HRs: \_\_\_\_\_ 1, vs. South Carolina (5/23/17)  
 Strikeouts: \_\_\_\_\_ 4, at Clemson (6/3/17)  
 Stolen Bases: \_\_\_\_\_ 2, 2x, last vs. UMass-Lowell (2/25/18)

## GAME-BY-GAME STATS

DATE	OPP.	GS	AB	R	H	RBI	2B	3B	HR	BB	K	SB	CS	E	Avg.
2/16	DUKE	*	4	2	1	0	0	0	0	1	1	0	0	0	.250
2/17	DUKE	*	5	0	2	1	1	0	0	0	0	1	0	0	.333
2/18	DUKE	*	4	2	2	0	1	0	0	1	0	0	0	0	.385
2/20	PRESBY	*	3	1	1	2	0	0	0	2	0	1	0	0	.375
2/21	PRESBY	*	6	2	2	2	0	0	0	0	1	1	0	0	.364
2/23	UML	*	4	2	1	3	1	0	0	1	1	0	0	0	.346
2/24	UML	*	3	3	2	1	0	0	0	2	1	0	0	0	.379
2/25	UML	*	3	1	0	0	0	0	0	2	0	2	0	0	.344
2/27	APSU	*	5	2	1	0	0	0	0	0	1	1	0	0	.324
2/28	ISU	*	4	1	2	2	1	0	0	0	0	0	0	0	.341
3/02	vs. SHSU	*	5	1	2	2	1	0	0	0	2	0	0	0	.348
3/03	vs. ULL	*	3	0	1	0	0	0	0	1	1	0	0	0	.347
3/04	vs. UH	*	3	0	0	0	0	0	0	1	1	1	0	0	.327
3/07	at LBSU	*	3	1	2	0	0	0	0	1	1	0	1	0	.345
3/09	at UCLA	*	4	0	0	0	0	0	0	1	0	0	0	0	.322
<b>Totals</b>			<b>15</b>	<b>59</b>	<b>18</b>	<b>19</b>	<b>13</b>	<b>5</b>	<b>0</b>	<b>0</b>	<b>13</b>	<b>23</b>	<b>7</b>	<b>1</b>	<b>.322</b>

## 33 ★ Erik Kaiser ★ Freshman

RHP ★ Waterloo HS ★ Waterloo, Ill.

## PITCHING CAREER HIGHS

Innings Pitched: \_\_\_\_\_ 1.0, 2x, last at Long Beach State (3/7/18)  
 Strikeouts: \_\_\_\_\_ 2, vs. Austin Peay (2/27/18)  
 Hits Allowed: \_\_\_\_\_ 1, vs. Austin Peay (2/27/18)  
 Walks Allowed: \_\_\_\_\_  
 Runs Allowed: \_\_\_\_\_

## GAME-BY-GAME STATS

DATE	OPP.	GS	IP	H	R	ER	BB	SO	WP	HBP	W-L	SV	ERA
2/27	APSU		1.0	1	0	0	0	2	0	0	0-0	0	0.00
3/07	at LBSU		1.0	0	0	0	0	1	0	0	0-0	0	0.00
<b>Totals</b>			<b>0</b>	<b>2.0</b>	<b>1</b>	<b>0</b>	<b>0</b>	<b>3</b>	<b>0</b>	<b>0</b>	<b>0-0</b>	<b>0</b>	<b>0.00</b>

## 34 ★ Zach King ★ Sophomore

LHP ★ Spring Hill HS ★ Spring Hill, Tenn.

## PITCHING CAREER HIGHS

Innings Pitched: \_\_\_\_\_ 5.1, vs. Missouri (5/7/17)  
 Strikeouts: \_\_\_\_\_ 5, 3x, last vs. UMass-Lowell (2/24/18)  
 Hits Allowed: \_\_\_\_\_ 7, vs. UMass-Lowell (2/24/18)  
 Walks Allowed: \_\_\_\_\_ 3, vs. South Carolina (5/23/17)  
 Runs Allowed: \_\_\_\_\_ 3, 2x, at Long Beach State (3/7/18)

## GAME-BY-GAME STATS

DATE	OPP.	GS	IP	H	R	ER	BB	SO	WP	HBP	W-L	SV	ERA
2/17	DUKE	*	4.0	4	2	2	0	4	0	1	0-0	0	4.50
2/24	UML	*	4.2	7	1	1	0	5	0	0	0-0	0	3.12
3/03	vs. ULL		2.2	3	1	1	1	3	0	1	0-0	0	3.18
3/07	at LBSU		1.1	2	3	3	1	0	1	0	0-1	0	4.97
<b>Totals</b>			<b>2</b>	<b>12.2</b>	<b>16</b>	<b>7</b>	<b>2</b>	<b>12</b>	<b>1</b>	<b>2</b>	<b>0-1</b>	<b>0</b>	<b>4.97</b>

## 16 ★ Austin Martin ★ Freshman

IF ★ Trinity Christian Academy HS ★ Jacksonville, Fla.

## HITTING CAREER HIGHS

Hits: \_\_\_\_\_ 4, vs. Presbyterian (2/20/18)  
 Runs: \_\_\_\_\_ 2, 5x, last vs. Austin Peay (2/27/18)  
 RBI: \_\_\_\_\_ 1, 5x, last vs. Sam Houston State (3/2/18)  
 Walks: \_\_\_\_\_ 2, 3x, last vs. Austin Peay (2/27/18)  
 HRs: \_\_\_\_\_ 1, vs. Duke (2/18/18)  
 Strikeouts: \_\_\_\_\_ 4, vs. Indiana State (2/28/18)  
 Stolen Bases: \_\_\_\_\_ 3, vs. Presbyterian (2/21/18)

## GAME-BY-GAME STATS

DATE	OPP.	GS	AB	R	H	RBI	2B	3B	HR	BB	K	SB	CS	E	Avg.
2/17	DUKE		2	0	0	0	0	0	0	0	1	0	0	0	.000
2/18	DUKE	*	3	2	1	1	0	0	1	1	1	0	0	0	.200
2/20	PRESBY	*	5	1	4	0	1	0	0	0	0	0	1	0	.500
2/21	PRESBY	*	2	2	1	0	0	0	0	2	0	3	0	0	.500
2/23	UML	*	2	2	2	1	0	0	0	2	0	0	0	0	.571
2/24	UML	*	4	2	3	1	1	0	0	0	0	2	0	0	.611
2/25	UML	*	4	0	2	1	0	0	0	1	0	1	0	0	.591
2/27	APSU	*	3	2	2	0	0	0	0	2	1	0	1	0	.600
2/28	ISU	*	4	0	0	0	0	0	0	0	4	0	0	0	.517
3/02	vs. SHSU	*	5	0	1	1	1	0	0	0	1	0	0	0	.471
3/03	vs. ULL	*	4	0	1	0	0	0	0	0	0	0	0	0	.447
3/04	Houston	*	4	1	0	0	0	0	0	0	0	0	0	0	.405
<b>Totals</b>			<b>11</b>	<b>42</b>	<b>12</b>	<b>17</b>	<b>5</b>	<b>3</b>	<b>0</b>	<b>1</b>	<b>8</b>	<b>8</b>	<b>6</b>	<b>2</b>	<b>.405</b>

## 10 ★ Ethan Paul ★ Junior

IF ★ International School ★ Bellevue, Wash.

## HITTING CAREER HIGHS

Hits: \_\_\_\_\_ 4, 2x, last vs. UMass-Lowell (2/24/18)  
 Runs: \_\_\_\_\_ 3, 6x, last vs. Austin Peay (2/27/18)  
 RBI: \_\_\_\_\_ 7, vs. UMass-Lowell (2/24/18)  
 Walks: \_\_\_\_\_ 3, vs. Xavier (3/13/16)  
 HRs: \_\_\_\_\_ 2, vs. CSUN (3/5/17)  
 Strikeouts: \_\_\_\_\_ 3, at LSU (4/8/16)  
 Stolen Bases: \_\_\_\_\_ 2, 2x, last at Clemson (6/5/17)

## GAME-BY-GAME STATS

DATE	OPP.	GS	AB	R	H	RBI	2B	3B	HR	BB	K	SB	CS	E	Avg.
2/16	DUKE	*	4	2	2	3	0	0	0	0	0	0	0	0	.500
2/17	DUKE	*	3	0	0	0	0	0	0	1	0	0	0	0	.286
2/18	DUKE	*	4	2	1	2	0	0	0	1	1	0	0	0	.273
2/20	PRESBY	*	4	2	1	1	0	0	1	0	0	0	0	0	.267
2/21	PRESBY	*	2	2	0	0	0	0	0	2	0	1	0	0	.235
2/23	UML	*	4	1	2	3	2	0	0	0	0	0	0	0	.286
2/24	UML	*	6	2	4	7	1	0	1	0	1	0	0	0	.370
2/25	UML	*	5	1	1	0	0	0	0	0	1	1	0	0	.344
2/27	APSU	*	6	3	3	4	0	0	1	0	1	1	0	1	.368
2/28	ISU	*	3	1	1	0	1	0	0	1	2	0	0	0	.366
3/02	vs. SHSU	*	5	0	1	1	1	0	0	0	2	0	0	0	.348
3/03	vs. ULL	*	3	0	1	0	0	0	0	1	0	0	0	0	.347
3/04	vs. UH	*	4	1	1	1	1	0	0	1	1	0	0	0	.340
3/07	at LBSU	*	4	0	0	0	0	0	0	0	2	0	0	0	.316
3/09	at UCLA	*	4	1	1	3	0	0	1	1	1	0	0	0	.311
<b>Totals</b>			<b>15</b>	<b>61</b>	<b>18</b>	<b>19</b>	<b>25</b>	<b>6</b>	<b>4</b>	<b>8</b>	<b>12</b>	<b>3</b>	<b>0</b>	<b>1</b>	<b>.311</b>

## 34 ★ Patrick Raby ★ Junior

RHP ★ Farragut HS ★ Knoxville, Tenn.

## PITCHING CAREER HIGHS

Innings Pitched: \_\_\_\_\_ 9.0, vs. Georgia (4/21/17)  
 Strikeouts: \_\_\_\_\_ 11, 2x, last vs. St. Mary's (3/12/17)  
 Hits Allowed: \_\_\_\_\_ 9, at Kentucky (3/31/17)  
 Walks Allowed: \_\_\_\_\_ 5, vs. Alabama (5/18/17)  
 Runs Allowed: \_\_\_\_\_ 7, at Kentucky (3/31/17)

## GAME-BY-GAME STATS

DATE	OPP.	GS	IP	H	R	ER	BB	SO	WP	HBP	W-L	SV	ERA
2/17	DUKE		2.0	3	1	1	1	4	0	1	0-1	0	4.50
2/23	UML		3.0	2	0	0	0	3	0	1	0-1	0	1.80
3/03	vs. ULL	*	3.2	4	2	2	3	2	0	1	0-2	0	3.12
<b>Totals</b>		<b>1</b>	<b>8.2</b>	<b>9</b>	<b>3</b>	<b>3</b>	<b>4</b>	<b>9</b>	<b>0</b>	<b>3</b>	<b>0-2</b>	<b>0</b>	<b>3.12</b>

## 2 ★ Harrison Ray ★ Sophomore

IF ★ Lake Brantley HS ★ Longwood, Fla.

## HITTING CAREER HIGHS

Hits: \_\_\_\_\_ 2, 2x, last vs. Missouri (5/7/17)  
 Runs: \_\_\_\_\_ 2, vs. Missouri (5/7/17)  
 RBI: \_\_\_\_\_ 2, 3x, last vs. Alabama (5/18/17)  
 Walks: \_\_\_\_\_ 2, at Kentucky (4/2/17)  
 HRs: \_\_\_\_\_ 1, vs. Southeastern La. (2/28/17)  
 Strikeouts: \_\_\_\_\_ 2, 5x, last at Clemson (6/3/17)  
 Stolen Bases: \_\_\_\_\_ 1, 2x, last vs. Missouri (5/7/17)

## GAME-BY-GAME STATS

DATE	OPP.	GS	AB	R	H	RBI	2B	3B	HR	BB	K	SB	CS	E	Avg.
2/17	DUKE		0	0	0	0	0	0	0	0	0	0	0	0	.000
2/18	DUKE		0	0	0	0	0	0	0	0	0	0	0	0	.000
2/20	PRESBY	*	2	0	0	0	0	0	0	0	0	0	0	0	.000
2/21	PRESBY		1	1	1	1	0	1	0	1	0	0	0	0	.333
2/23	UML		1	1	0	0	0	0	0	1	0	0	0	0	.250
2/24	UML		1	0	0	0	0	0	0	0	0	0	0	0	.200
2/25	UML		0	0	0	0	0	0	0	0	0	0	0	0	.200
2/27	APSU		1	1	1	1	1	0	0	0	0	0	0	0	.333
2/28	ISU		0	0	0	0	0	0	0	0	0	0	0	0	.333
3/02	vs. SHSU		0	0	0	0	0	0	0	0	0	0	0	0	.333
<b>Totals</b>		<b>1</b>	<b>6</b>	<b>3</b>	<b>2</b>	<b>2</b>	<b>1</b>	<b>1</b>	<b>0</b>	<b>2</b>	<b>0</b>	<b>0</b>	<b>0</b>	<b>0</b>	<b>.333</b>

## 45 ★ Reid Schaller ★ Redshirt Freshman

RHP ★ Lebanon Senior HS ★ Lebanon, Ind.

## PITCHING CAREER HIGHS

Innings Pitched: \_\_\_\_\_ 2.0, 2x, last vs. Presbyterian (2/20/18)  
 Strikeouts: \_\_\_\_\_ 3, vs. Indiana State (2/28/18)  
 Hits Allowed: \_\_\_\_\_ 2, 2x, last at Long Beach State (3/7/18)  
 Walks Allowed: \_\_\_\_\_  
 Runs Allowed: \_\_\_\_\_ 1, 2x, last vs. Indiana State (2/28/18)

## GAME-BY-GAME STATS

DATE	OPP.	GS	IP	H	R	ER	BB	SO	WP	HBP	W-L	SV	ERA
2/20	PRESBY		2.0	2	1	1	0	2	0	0	0-0	0	4.50
2/28	ISU		2.0	1	1	1	0	3	0	0	0-0	0	4.50
3/04	vs. UH		1.0	1	0	0	0	2	0	0	0-0	0	3.60
3/07	at LBSU		0.1	2	0	0	0	0	1	0	0-0	0	3.38
<b>Totals</b>		<b>0</b>	<b>5.1</b>	<b>6</b>	<b>2</b>	<b>2</b>	<b>0</b>	<b>7</b>	<b>1</b>	<b>0</b>	<b>0-0</b>	<b>0</b>	<b>3.60</b>



## 19 ★ Stephen Scott ★ Junior

OF/C ★ Cardinal Gibbons HS ★ Cary, N.C.

## HITTING CAREER HIGHS

Hits: \_\_\_\_\_ 3, vs. Duke (2/17/18)  
 Runs: \_\_\_\_\_ 3, 3x, last vs. Duke (2/17/18)  
 RBI: \_\_\_\_\_ 4, vs. UMass-Lowell (2/25/18)  
 Walks: \_\_\_\_\_ 2, 8x, last vs. Houston (3/4/18)  
 HRs: \_\_\_\_\_ 1, 5x, last vs. UMass-Lowell (2/25/18)  
 Strikeouts: \_\_\_\_\_ 3, vs. UMass-Lowell (2/23/18)  
 Stolen Bases: \_\_\_\_\_ 1, 4x, last vs. Presbyterian (2/20/18)

## GAME-BY-GAME STATS

DATE	OPP.	GS	AB	R	H	RBI	2B	3B	HR	BB	K	SB	CS	E	Avg.
2/16	DUKE	*	4	2	2	1	0	0	0	0	1	0	0	0	.500
2/17	DUKE		4	3	3	1	2	0	1	0	0	0	0	0	.625
2/18	DUKE	*	4	0	1	1	0	0	0	1	0	0	0	0	.500
2/20	PRESBY	*	3	0	1	1	1	0	0	1	0	1	0	0	.467
2/23	UML	*	4	0	1	0	0	0	0	0	3	0	0	0	.421
2/25	UML	*	4	2	2	4	0	0	1	0	0	0	0	0	.435
2/27	APSU	*	3	1	1	0	1	0	0	1	1	0	0	0	.423
2/28	ISU		2	2	0	0	0	0	0	2	1	0	0	0	.393
3/02	vs. SHSU	*	3	1	1	1	0	0	0	1	1	0	0	0	.387
3/03	vs. ULL		0	0	0	0	0	0	0	1	0	0	0	0	.387
3/04	vs. UH	*	2	1	0	1	0	0	0	2	0	0	0	0	.364
3/07	at LBSU	*	4	0	0	0	0	0	0	0	2	0	0	0	.324
<b>Totals</b>			<b>9</b>	<b>37</b>	<b>12</b>	<b>12</b>	<b>10</b>	<b>4</b>	<b>0</b>	<b>2</b>	<b>9</b>	<b>9</b>	<b>1</b>	<b>0</b>	<b>.324</b>

## 43 ★ Tyler Solomon ★ Freshman

IF ★ Battlefield HS ★ Haymarket, Va.

## HITTING CAREER HIGHS

Hits: \_\_\_\_\_  
 Runs: \_\_\_\_\_ 1, 2x, last vs. Austin Peay (2/27/18)  
 RBI: \_\_\_\_\_  
 Walks: \_\_\_\_\_ 1, 2x, last vs. Austin Peay (2/27/18)  
 HRs: \_\_\_\_\_  
 Strikeouts: \_\_\_\_\_ 1, 2x, last vs. Presbyterian (2/21/18)  
 Stolen Bases: \_\_\_\_\_

## GAME-BY-GAME STATS

DATE	OPP.	GS	AB	R	H	RBI	2B	3B	HR	BB	K	SB	CS	E	Avg.
2/18	DUKE		1	0	0	0	0	0	0	0	1	0	0	0	.000
2/21	PRESBY		2	0	0	0	0	0	0	0	1	0	0	0	.000
2/23	UML		0	1	0	0	0	0	0	1	0	0	0	0	.000
2/24	UML		0	0	0	0	0	0	0	0	0	0	0	0	.000
2/27	APSU		0	1	0	0	0	0	0	1	0	0	0	0	.000
<b>Totals</b>			<b>0</b>	<b>3</b>	<b>2</b>	<b>0</b>	<b>0</b>	<b>0</b>	<b>0</b>	<b>2</b>	<b>2</b>	<b>0</b>	<b>0</b>	<b>0</b>	<b>.000</b>

## 11 ★ Paxton Stover ★ Senior

LHP ★ Dyersburg State CC ★ Ridgely, Tenn.

## PITCHING CAREER HIGHS

Innings Pitched: \_\_\_\_\_ 3.0, at Kentucky (3/31/17)  
 Strikeouts: \_\_\_\_\_ 3, 4x, last vs. Belmont (3/22/17)  
 Hits Allowed: \_\_\_\_\_ 4, vs. Texas A&M (3/26/17)  
 Walks Allowed: \_\_\_\_\_ 4, 2x, last vs. Middle Tennessee (5/16/17)  
 Runs Allowed: \_\_\_\_\_ 3, 2x, last vs. Middle Tennessee (5/16/17)

## GAME-BY-GAME STATS

DATE	OPP.	GS	IP	H	R	ER	BB	SO	WP	HBP	W-L	SV	ERA
2/21	PRESBY		1.0	0	0	0	0	2	0	0	0-0	0	0.00
<b>Totals</b>			<b>0</b>	<b>1.0</b>	<b>0</b>	<b>0</b>	<b>0</b>	<b>2</b>	<b>0</b>	<b>0</b>	<b>0-0</b>	<b>0</b>	<b>0.00</b>

## 31 ★ Justin Willis ★ Freshman

RHP ★ Memorial HS ★ West New York, N.J.

## PITCHING CAREER HIGHS

Innings Pitched: \_\_\_\_\_ 1.1, vs. Presbyterian (2/21/18)  
 Strikeouts: \_\_\_\_\_ 2, vs. Louisiana (3/3/18)  
 Hits Allowed: \_\_\_\_\_ 2, vs. Presbyterian (2/21/18)  
 Walks Allowed: \_\_\_\_\_ 1, vs. Presbyterian (2/21/18)  
 Runs Allowed: \_\_\_\_\_

## GAME-BY-GAME STATS

DATE	OPP.	GS	IP	H	R	ER	BB	SO	WP	HBP	W-L	SV	ERA
2/21	PRESBY		1.1	2	0	0	1	0	1	0	0-0	0	0.00
3/03	vs. ULL		0.2	0	0	0	0	2	0	0	0-0	0	0.00
<b>Totals</b>			<b>0</b>	<b>2.0</b>	<b>2</b>	<b>0</b>	<b>1</b>	<b>2</b>	<b>1</b>	<b>0</b>	<b>0-0</b>	<b>0</b>	<b>0.00</b>

## 6 ★ Justin Wilson ★ Redshirt Sophomore

RHP ★ Vol State CC ★ Murfreesboro, Tenn.

## PITCHING CAREER HIGHS

Innings Pitched: \_\_\_\_\_ 1.0, 3x, last vs. Louisiana (3/3/18)  
 Strikeouts: \_\_\_\_\_ 3, vs. UMass-Lowell (2/24/18)  
 Hits Allowed: \_\_\_\_\_ 1, vs. UMass-Lowell (2/24/18)  
 Walks Allowed: \_\_\_\_\_ 2, at Long Beach State (3/7/18)  
 Runs Allowed: \_\_\_\_\_ 1, at Long Beach State (3/7/18)

## GAME-BY-GAME STATS

DATE	OPP.	GS	IP	H	R	ER	BB	SO	WP	HBP	W-L	SV	ERA
2/21	PRESBY		1.0	0	0	0	0	2	0	0	0-0	0	0.00
2/24	UML		1.0	1	0	0	0	3	1	1	0-0	0	0.00
3/03	vs. ULL		1.0	0	0	0	0	1	0	0	0-0	0	0.00
3/07	at LBSU		0.1	0	1	1	2	0	0	0	0-0	0	2.70
<b>Totals</b>			<b>0</b>	<b>3.1</b>	<b>1</b>	<b>1</b>	<b>2</b>	<b>6</b>	<b>1</b>	<b>1</b>	<b>0</b>	<b>0</b>	<b>2.70</b>

## TEAM GAME HIGHS

## BATTING

At bats:.....	42	vs Austin Peay (Feb 27, 2018)
Runs scored:.....	19	vs Austin Peay (Feb 27, 2018)
Hits:.....	19	vs Austin Peay (Feb 27, 2018)
RBI's:.....	17	vs Austin Peay (Feb 27, 2018)
Doubles:.....	5	vs UMass-Lowell (Feb 23, 2018)
Triples:.....	1	vs Presbyterian (Feb 21, 2018)
.....	1	vs UMass-Lowell (Feb 25, 2018)
Home runs:.....	3	vs UMass-Lowell (Feb 24, 2018)
.....	3	vs Austin Peay (Feb 27, 2018)
Total bases:.....	32	vs Austin Peay (Feb 27, 2018)
Walks:.....	14	vs UMass-Lowell (Feb 23, 2018)
Strikeouts:.....	13	vs UMass-Lowell (Feb 23, 2018)
Sac hits:.....	2	at UCLA (Mar 09, 2018)
Sac flies:.....	1	(4 games)
Stolen bases:.....	7	vs UMass-Lowell (Feb 25, 2018)
Hit by pitch:.....	3	vs UMass-Lowell (Feb 24, 2018)
.....	3	vs Houston (Mar 04, 2018)
Caught stealing:.....	2	at Long Beach State (Mar 07, 2018)
Runners LOB:.....	14	vs UMass-Lowell (Feb 23, 2018)
Hit into DP:.....	2	vs UMass-Lowell (Feb 25, 2018)
.....	2	vs Sam Houston State (Mar 02, 2018)
.....	2	at Long Beach State (Mar 07, 2018)

## FIELDING

Putouts:.....	28	vs Sam Houston State (Mar 02, 2018)
Assists:.....	12	vs UMass-Lowell (Feb 25, 2018)
.....	12	at Long Beach State (Mar 07, 2018)
Errors:.....	2	vs Austin Peay (Feb 27, 2018)
DPs turned:.....	2	vs Duke (Feb 18, 2018)
.....	2	vs Presbyterian (Feb 21, 2018)
.....	2	vs UMass-Lowell (Feb 24, 2018)

## PITCHING

Innings pitched:.....	9.1	vs Sam Houston State (Mar 02, 2018)
Runs allowed:.....	7	vs Sam Houston State (Mar 02, 2018)
Earned runs:.....	7	vs Sam Houston State (Mar 02, 2018)
Walks allowed:.....	8	vs Austin Peay (Feb 27, 2018)
Strikeouts:.....	13	(4 games)
Hits allowed:.....	12	vs Houston (Mar 04, 2018)
Doubles allowed:.....	5	vs Houston (Mar 04, 2018)
Homers allowed:.....	4	vs Sam Houston State (Mar 02, 2018)
Wild pitches:.....	3	vs Austin Peay (Feb 27, 2018)
Hit batters:.....	4	vs Duke (Feb 16, 2018)

## INDIVIDUAL GAME HIGHS

## BATTING

At bats:.....	6	Connor Kaiser vs Presbyterian (Feb 21, 2018)
.....	6	Ethan Paul vs UMass-Lowell (Feb 24, 2018)
.....	6	Ethan Paul vs Austin Peay (Feb 27, 2018)
Runs scored:.....	3	(5 games)
Hits:.....	4	(4 games)
RBI's:.....	7	Ethan Paul vs UMass-Lowell (Feb 24, 2018)
Doubles:.....	2	Stephen Scott vs Duke (Feb 17, 2018)
.....	2	Pat DeMarco vs Presbyterian (Feb 20, 2018)
.....	2	Ethan Paul vs UMass-Lowell (Feb 23, 2018)
Triples:.....	1	Harrison Ray vs Presbyterian (Feb 21, 2018)
.....	1	Alonzo Jones vs UMass-Lowell (Feb 25, 2018)
Home runs:.....	2	Jayson Gonzalez vs UMass-Lowell (Feb 24, 2018)
Total bases:.....	11	Jayson Gonzalez vs UMass-Lowell (Feb 24, 2018)
Walks:.....	4	Philip Clarke vs UMass-Lowell (Feb 23, 2018)
Strikeouts:.....	4	Julian Infante vs UMass-Lowell (Feb 23, 2018)
.....	4	Austin Martin vs Indiana State (Feb 28, 2018)
Sac hits:.....	1	(4 games)
Sac flies:.....	1	(4 games)
Stolen bases:.....	3	Austin Martin vs Presbyterian (Feb 21, 2018)
Hit by pitch:.....	2	Austin Martin vs UMass-Lowell (Feb 24, 2018)
Caught stealing:.....	1	(4 games)
Runners LOB:.....	7	Julian Infante vs UMass-Lowell (Feb 23, 2018)

## FIELDING

Putouts:.....	13	Philip Clarke vs Duke (Feb 17, 2018)
.....	13	Stephen Scott vs Duke (Feb 18, 2018)
Assists:.....	5	(4 games)
Errors:.....	1	(6 games)

## PITCHING

Innings pitched:.....	7.0	Drake Fellows at UCLA (Mar 09, 2018)
Runs allowed:.....	5	Maddux Conger vs Austin Peay (Feb 27, 2018)
Earned runs:.....	4	Jake Eder vs Indiana State (Feb 28, 2018)
Walks allowed:.....	5	Maddux Conger vs Austin Peay (Feb 27, 2018)
Strikeouts:.....	9	Drake Fellows at UCLA (Mar 09, 2018)
Hits allowed:.....	7	Zach King vs UMass-Lowell (Feb 24, 2018)
Doubles allowed:.....	3	Mason Hickman vs Houston (Mar 04, 2018)
Homers allowed:.....	2	Jake Eder vs Indiana State (Feb 28, 2018)
.....	2	Jackson Gillis vs Sam Houston State (Mar 02, 2018)
Wild pitches:.....	3	Maddux Conger vs Austin Peay (Feb 27, 2018)
Hit batters:.....	2	Drake Fellows vs Duke (Feb 16, 2018)
.....	2	Jackson Gillis vs Duke (Feb 16, 2018)

## 2018 SEASON RESULTS

Record: 11-4 Home: 9-1 Away: 1-1 Neutral: 1-2 SEC: 0-0

DATE	OPPONENT		SCORE		R-H-E	R-H-E	INNS	OVERALL	SEC	PITCHER OF RECORD	ATTEND	TIME
Feb 16, 2018	DUKE	W	9-1		9-15-1	1-3-0	9	1-0-0	0-0-0	Gillis (W 1-0)	2587	3:32
Feb 17, 2018	DUKE		4-5	L	4-9-0	5-9-3	9	1-1-0	0-0-0	Raby (L 0-1)	2533	3:07
Feb 18, 2018	DUKE	W	9-1		9-13-0	1-6-1	9	2-1-0	0-0-0	Hickman (W 1-0)	3076	3:06
Feb 20, 2018	PRESBYTERIAN	W	7-1		7-12-0	1-5-1	9	3-1-0	0-0-0	Conger (W 1-0)	2531	2:52
Feb 21, 2018	PRESBYTERIAN	W	15-2		15-11-1	2-6-4	9	4-1-0	0-0-0	Eder (W 1-0)	2420	3:21
Feb 23, 2018	UMASS-LOWELL	W	15-0		15-13-0	0-4-1	9	5-1-0	0-0-0	Fellows (W 1-0)	2599	3:37
Feb 24, 2018	UMASS-LOWELL	W	15-2		15-16-0	2-11-1	9	6-1-0	0-0-0	Gillis (W 2-0)	2579	3:14
Feb 25, 2018	UMASS-LOWELL	W	9-2		9-11-0	2-4-1	9	7-1-0	0-0-0	T. Brown (W 1-0)	2561	3:02
Feb 27, 2018	AUSTIN PEAY	W	19-6		19-19-2	6-6-1	9	8-1-0	0-0-0	Hickman (W 2-0)	2540	2:37
Feb 28, 2018	INDIANA STATE	W	8-5		5-5-5	8-9-8	9	9-1-0	0-0-0	A. Brown (W 1-0)	2427	2:50
Mar 02, 2018	Sam Houston State		6-7	L	6-9-0	7-9-1	10	9-2-0	0-0-0	T. Brown (L 1-1)	4972	3:17
Mar 03, 2018	Louisiana		0-3	L	0-5-0	3-7-0	9	9-3-0	0-0-0	Raby (L 0-2)	6796	2:53
Mar 04, 2018	vs Houston	W	9-4		9-7-0	4-12-2	9	10-3-0	0-0-0	Hickman (W 3-0)	5414	3:28
Mar 07, 2018	at Long Beach State		3-4	L	3-9-1	4-4-1	9	10-4-0	0-0-0	King (L 0-1)	1712	3:30
Mar 09, 2018	at UCLA	W	6-3		6-4-0	3-9-2	9	11-4-0	0-0-0	Fellows (W 2-0)	1215	3:17

## GAME-BY-GAME OFFENSIVE STATISTICS

DATE	OPPONENT	AB	R	H	RBI	2B	3B	HR	TB	BB	IBB	SB	CS	HBP	SAC	SF	GDP	K	PO	A	E	LOB	AVG.
Feb 16	#25 DUKE	37	9	15	8	2	0	0	17	3	0	2	0	1	0	1	1	3	27	11	1	9	.405
Feb 17	#25 DUKE	36	4	9	3	3	0	1	15	2	0	1	0	1	0	0	0	11	27	7	0	8	.329
Feb 18	#25 DUKE	36	9	13	8	1	0	1	17	5	0	2	0	1	1	0	1	6	27	8	0	10	.339
Feb 20	PRESBYTERIAN	34	7	12	6	4	0	1	19	4	0	2	1	1	0	0	1	5	27	11	0	8	.343
Feb 21	PRESBYTERIAN	39	15	11	10	3	1	1	19	10	0	6	0	1	0	0	0	4	27	9	1	11	.330
Feb 23	UMASS-LOWELL	36	15	13	14	5	0	1	21	14	0	1	0	2	0	1	0	13	27	11	0	14	.335
Feb 24	UMASS-LOWELL	39	15	16	14	3	0	3	28	6	0	4	0	3	1	0	0	12	27	6	0	10	.346
Feb 25	UMASS-LOWELL	33	9	11	8	0	1	1	16	9	0	7	0	0	0	0	2	4	27	12	0	9	.345
Feb 27	AUSTIN PEAY	42	19	19	17	4	0	3	32	9	0	5	1	1	0	0	0	9	27	11	2	9	.358
Feb 28	INDIANA STATE	32	8	9	8	4	0	2	19	3	0	0	0	0	0	1	0	11	27	6	1	4	.352
Mar 02	vs Sam Houston St.	36	6	9	6	3	0	0	12	3	0	0	0	0	0	0	2	12	28	7	0	3	.343
Mar 03	vs. Louisiana	32	0	5	0	0	0	0	5	4	0	0	0	0	0	0	0	7	24	10	0	9	.329
Mar 04	vs Houston	31	9	7	8	2	0	1	12	10	0	2	0	3	0	0	1	8	27	5	0	11	.322
Mar 07	at Long Beach State	31	3	9	3	0	0	1	12	4	0	0	2	0	0	0	1	10	24	12	1	5	.320
Mar 09	at UCLA	29	6	4	6	1	0	1	8	9	0	0	0	0	2	1	1	4	27	7	0	8	.310
<b>Totals</b>		<b>523</b>	<b>134</b>	<b>162</b>	<b>119</b>	<b>35</b>	<b>2</b>	<b>17</b>	<b>252</b>	<b>95</b>	<b>0</b>	<b>32</b>	<b>4</b>	<b>14</b>	<b>4</b>	<b>4</b>	<b>10</b>	<b>119</b>	<b>400</b>	<b>133</b>	<b>6</b>	<b>128</b>	<b>.310</b>

## GAME-BY-GAME PITCHING STATISTICS

Date	Opponent	IP	H	R	ER	BB	SO	2B	3B	HR	WP	BK	HBP	DP	IBB	Score	W	L	SV	ERA
Feb 16	#25 DUKE	9.0	3	1	1	5	9	1	0	0	0	1	4	1	0	9-1	1	0	0	1.00
Feb 17	#25 DUKE	9.0	9	5	5	1	13	2	0	1	0	0	2	1	0	4-5	1	1	0	3.00
Feb 18	#25 DUKE	9.0	6	1	1	4	13	1	0	0	1	1	1	2	0	9-1	2	1	0	2.33
Feb 20	PRESBYTERIAN	9.0	5	1	1	2	7	1	0	0	0	0	1	1	0	7-1	3	1	0	2.00
Feb 21	PRESBYTERIAN	9.0	6	2	1	1	9	1	0	0	1	0	1	2	0	15-2	4	1	0	1.80
Feb 23	UMASS-LOWELL	9.0	4	0	0	2	11	0	0	0	0	0	1	1	0	15-0	5	1	0	1.50
Feb 24	UMASS-LOWELL	9.0	11	2	2	1	13	2	0	0	2	0	1	2	0	15-2	6	1	0	1.57
Feb 25	UMASS-LOWELL	9.0	4	2	2	1	12	0	0	0	0	0	1	0	0	9-2	7	1	0	1.62
Feb 27	AUSTIN PEAY	9.0	6	6	2	8	7	3	0	1	3	0	0	0	0	19-6	8	1	0	1.67
Feb 28	INDIANA STATE	9.0	5	5	5	2	9	0	0	3	0	0	1	0	0	8-5	9	1	0	2.00
Mar 02	vs. Sam Houston St.	9.1	9	7	7	3	12	0	0	4	0	0	1	0	0	6-7	9	2	0	2.45
Mar 03	vs. Louisiana	8.0	7	3	3	4	8	3	0	1	0	0	3	1	0	0-3	9	3	0	2.52
Mar 04	vs Houston	9.0	12	4	4	0	9	5	0	1	2	0	0	0	0	9-4	10	3	0	2.63
Mar 07	at Long Beach State	8.0	4	4	4	7	8	0	0	0	2	0	0	0	0	3-4	10	4	0	2.75
Mar 09	at UCLA	9.0	9	3	3	2	13	2	0	1	0	0	0	0	0	6-3	11	4	1	2.77
<b>Totals</b>		<b>133.1</b>	<b>100</b>	<b>46</b>	<b>41</b>	<b>43</b>	<b>153</b>	<b>21</b>	<b>0</b>	<b>12</b>	<b>11</b>	<b>2</b>	<b>17</b>	<b>11</b>	<b>0</b>	<b>134-46</b>	<b>11</b>	<b>4</b>	<b>1</b>	<b>2.77</b>



## GAME-BY-GAME STARTERS BY POSITION

Date	Opponent	C	1B	2B	3B	SS	LF	CF	RF	DH
Feb 16	#25 DUKE	Scott	Infante	Paul	Gonzalez	Kaiser	Jones	DeMarco	Bleday	King
Feb 17	#25 DUKE	Clarke	Infante	Paul	Gonzalez	Kaiser	Jones	DeMarco	Bleday	Day
Feb 18	#25 DUKE	Scott	Infante	Paul	Gonzalez	Kaiser	Martin	Jones	DeMarco	Fellows
Feb 20	PRESBYTERIAN	Scott	Infante	Paul	Gonzalez	Kaiser	Jones	DeMarco	Ray	Martin
Feb 21	PRESBYTERIAN	Clarke	Infante	Paul	Gonzalez	Kaiser	Jones	DeMarco	Bleday	Martin
Feb 23	UMASS-LOWELL	Scott	Infante	Paul	Gonzalez	Kaiser	Martin	Jones	DeMarco	King
Feb 24	UMASS-LOWELL	Clarke	Infante	Paul	Gonzalez	Kaiser	Jones	DeMarco	Bleday	Martin
Feb 25	UMASS-LOWELL	Scott	Martin	Paul	Gonzalez	Kaiser	Jones	DeMarco	Bleday	Fellows
Feb 27	AUSTIN PEAY	Scott	Martin	Paul	Gonzalez	Kaiser	Grisanti	Jones	DeMarco	Day
Feb 28	INDIANA STATE	Clarke	Martin	Paul	Gonzalez	Kaiser	Jones	DeMarco	Bleday	T. Brown
Mar 02	vs. Sam Houston St.	Scott	Infante	Paul	Gonzalez	Kaiser	Jones	DeMarco	Bleday	Martin
Mar 03	vs. Louisiana	Clarke	Infante	Paul	Gonzalez	Kaiser	Grisanti	DeMarco	Bleday	Martin
Mar 04	vs. Houston	Scott	Martin	Paul	Gonzalez	Kaiser	Grisanti	DeMarco	Bleday	Fellows
Mar 07	at Long Beach St.	Clarke	Infante	Paul	Gonzalez	Kaiser	Grisanti	DeMarco	Bleday	Scott
Mar 09	at UCLA	Clarke	Infante	Paul	Gonzalez	Kaiser	Jones	DeMarco	Bleday	Grisanti

## STARTERS BREAKDOWN

(Win-Loss record in parenthesis)

## PITCHER:

Drake Fellows	4	(3-1)
Chandler Day	3	(3-0)
Jake Eder	3	(2-1)
Zach King	2	(1-1)
Mason Hickman	1	(1-0)
Maddux Conger	1	(1-0)
Patrick Raby	1	(0-1)

## CATCHER:

Stephen Scott	8	(7-1)
Philip Clarke	7	(4-3)

## FIRST BASE:

Julian Infante	11	(7-4)
Austin Martin	4	(4-0)

## SECOND BASE:

Ethan Paul	15	(11-4)
------------	----	--------

## THIRD BASE:

Jayson Gonzalez	15	(11-4)
-----------------	----	--------

## SHORTSTOP:

Connor Kaiser	15	(11-4)
---------------	----	--------

## LEFT FIELD:

Alonzo Jones	9	(7-2)
Walker Grisanti	4	(2-2)
Austin Martin	2	(2-0)

## CENTER FIELD:

Pat DeMarco	12	(8-4)
Alonzo Jones	3	(3-0)

## RIGHT FIELD:

JJ Bleday	11	(7-4)
Pat DeMarco	3	(3-0)
Harrison Ray	1	(1-0)

## DESIGNATED HITTER:

Austin Martin	5	(3-2)
Drake Fellows	3	(3-0)
Zach King	2	(2-0)
Chandler Day	2	(1-1)
Tyler Brown	1	(1-0)
Stephen Scott	1	(0-1)
Walker Grisanti	1	(1-0)

## STARTERS BREAKDOWN

(Win-Loss record in parenthesis)

## LEADOFF:

Austin Martin	10	(8-2)
Walker Grisanti	3	(2-1)
Pat DeMarco	2	(1-1)

## 2ND SPOT:

Connor Kaiser	12	(9-3)
Stephen Scott	2	(1-1)
Ethan Paul	1	(1-0)

## 3RD SPOT:

Ethan Paul	13	(10-3)
Pat DeMarco	2	(1-1)

## CLEANUP:

Pat DeMarco	11	(9-2)
Julian Infante	2	(1-1)
Ethan Paul	1	(0-1)
JJ Bleday	1	(1-0)

## 5TH SPOT:

Philip Clarke	5	(3-2)
JJ Bleday	3	(1-2)
Zach King	2	(2-0)
Julian Infante	1	(1-0)
Stephen Scott	1	(1-0)
Drake Fellows	1	(1-0)
Chandler Day	1	(1-0)
Connor Kaiser	1	(1-0)

## 6TH SPOT:

Jayson Gonzalez	8	(5-3)
Julian Infante	3	(3-0)
Connor Kaiser	2	(1-1)
Stephen Scott	1	(1-0)
Philip Clarke	1	(1-0)

## 7TH SPOT:

JJ Bleday	7	(5-2)
Stephen Scott	3	(2-1)
Drake Fellows	2	(2-0)
Jayson Gonzalez	2	(2-0)
Philip Clarke	1	(0-1)

## 8TH SPOT:

Jayson Gonzalez	5	(4-1)
Julian Infante	4	(2-2)
Alonzo Jones	2	(1-1)
Harrison Ray	1	(1-0)
Stephen Scott	1	(1-0)
Tyler Brown	1	(1-0)
Walker Grisanti	1	(1-0)

## 9TH SPOT:

Alonzo Jones	10	(9-1)
Walker Grisanti	1	(0-1)
Stephen Scott	1	(1-0)
Chandler Day	1	(0-1)
Austin Martin	1	(1-0)
Julian Infante	1	(0-1)

## GAME-BY-GAME BATTING ORDER

Date	Opponent	1	2	3	4	5	6	7	8	9
Feb 16	#25 DUKE	DeMarco	Kaiser	Paul	Infante	King	Gonzalez	Bleday	Jones	Scott
Feb 17	#25 DUKE	DeMarco	Kaiser	Paul	Infante	Clarke	Gonzalez	Bleday	Jones	Day
Feb 18	#25 DUKE	Martin	Kaiser	Paul	DeMarco	Scott	Infante	Fellows	Gonzalez	Jones
Feb 20	PRESBYTERIAN	Martin	Kaiser	Paul	DeMarco	Infante	Scott	Gonzalez	Ray	Jones
Feb 21	PRESBYTERIAN	Martin	Kaiser	Paul	DeMarco	Clarke	Infante	Bleday	Gonzalez	Jones
Feb 23	UMASS-LOWELL	Martin	Kaiser	Paul	DeMarco	King	Infante	Scott	Gonzalez	Jones
Feb 24	UMASS-LOWELL	Martin	Kaiser	Paul	DeMarco	Clarke	Gonzalez	Bleday	Infante	Jones
Feb 25	UMASS-LOWELL	Martin	Kaiser	Paul	DeMarco	Fellows	Gonzalez	Bleday	Scott	Jones
Feb 27	AUSTIN PEAY	Martin	Kaiser	Paul	DeMarco	Day	Gonzalez	Scott	Grisanti	Jones
Feb 28	INDIANA STATE	Martin	Kaiser	Paul	DeMarco	Clarke	Gonzalez	Bleday	T. Brown	Jones
Mar 02	vs. Sam Houston St.	Martin	Kaiser	Paul	DeMarco	Bleday	Gonzalez	Scott	Infante	Jones
Mar 03	vs. Louisiana	Martin	Kaiser	Paul	DeMarco	Clarke	Gonzalez	Bleday	Infante	Grisanti
Mar 04	vs. Houston	Grisanti	Scott	Paul	DeMarco	Bleday	Kaiser	Fellows	Gonzalez	Martin
Mar 07	at Long Beach St.	Grisanti	Scott	DeMarco	Paul	Bleday	Kaiser	Clarke	Gonzalez	Infante
Mar 09	at UCLA	Grisanti	Paul	DeMarco	Bleday	Kaiser	Clarke	Gonzalez	Infante	Jones

## VANDERBILT HOME RUNS

No.	Player	Game #	Date	Opponent	Pitcher	Runs	Inn	Outs	Count	Final
1.	Scott	2	Feb. 17	Duke	Stinson, G	1	7	2	0-2	L, 5-4
2.	Martin	3	Feb. 18	Duke	Stallings, M *	1	1	0	1-1	W, 9-1
3.	Paul	4	Feb. 20	Presbyterian	PARADIS, A.	1	1	2	2-1	W, 7-1
4.	Clarke	5	Feb. 21	Presbyterian	McLAUGHLIN	3	1	2	0-0	W, 15-2
5.	Bleday	6	Feb. 23	UMass-Lowell	Hoar III	1	7	2	1-0	W, 15-0
6.	Gonzalez	7	Feb. 24	UMass-Lowell	Riley	3	5	1	3-2	W, 15-2
7.	Paul	7	Feb. 24	UMass-Lowell	Constant	4	5	2	3-2	W, 15-2
8.	Gonzalez	7	Feb. 24	UMass-Lowell	Hoar III	2	8	0	2-2	W, 15-2
9.	Scott	8	Feb. 25	UMass-Lowell	Rand	3	6	1	1-2	W, 9-2
10.	Paul	9	Feb. 27	AUSTIN PEAY	Gollert	2	3	1	0-0	W, 19-6
11.	Grisanti	9	Feb. 27	AUSTIN PEAY	Rye	3	4	2	3-2	W, 19-6
12.	Bleday	9	Feb. 27	AUSTIN PEAY	Wilson	1	8	0	1-0	W, 19-6
13.	DeMarco	10	Feb. 28	INDIANA STATE	Ward	1	6	0	2-2	W, 8-5
14.	Jones	10	Feb. 28	INDIANA STATE	Ridgway	3	6	2	0-1	W, 8-5
15.	Bleday	13	March 4	vs. Houston	Randel	2	1	1	3-2	W, 9-4
16.	Gonzalez	14	March 7	at Long Beach	S. Sanchez	1	5	0	0-1	L, 4-3
17.	Paul	15	March 9	at UCLA	Bird	2	2	2	2-1	W, 6-3

\* - leadoff home run

## HOME RUN TRACKER

Player	Career HR	Last HR	Opponent	Runs	Inn	Outs	Count	Final
Bleday	5	March 4, 2018	vs. Houston	2	1	1	3-2	W, 9-4
Clarke	1	Feb. 21, 2018	vs. Presbyterian	3	1	2	0-0	W, 15-2
DeMarco	1	Feb. 28, 2018	vs. Indiana State	1	6	2	0-1	W, 8-5
Gonzalez	3	March 7, 2018	at Long Beach	1	5	0	0-1	L, 4-3
Grisanti	2	Feb. 27, 2018	vs. Austin Peay	3	4	2	3-2	W, 19-6
Infante	17	May 14, 2017	at Arkansas	1	2	0	1-2	L, 7-1
Jones	2	Feb. 28, 2018	vs. Indiana State	3	6	2	0-1	W, 8-5
Kaiser	1	May 23, 2017	vs. South Carolina	1	7	1	2-2	L, 7-4
Martin	1	Feb. 18, 2018	vs. Duke	1	1	0	1-1	W, 9-1
Paul	13	March 9, 2018	at UCLA	2	2	2	2-1	W, 6-3
Ray	1	Feb. 28, 2017	vs. Southeastern La.	2	6	0	0-0	W, 9-6
Scott	5	Feb. 25, 2018	vs. UMass-Lowell	3	6	1	1-2	W, 9-2

## BIG INNINGS (FOUR-PLUS RUNS)

VANDERBILT					OPPONENTS				
Date	Opponent	Inning	Runs	Result	Date	Opponent	Inning	Runs	Result
2/16	#25 Duke	5	5	W, 9-1	None				
2/18	#25 Duke	6	5	W, 9-1					
2/20	Presbyterian	7	4	W, 7-1					
2/21	Presbyterian	8	6	W, 15-2					
2/23	UMass-Lowell	4	5	W, 15-0					
2/23	UMass-Lowell	8	5	W, 15-0					
2/24	UMass-Lowell	5	10	W, 15-2					
2/27	Austin Peay	4	8	W, 19-6					
2/27	Austin Peay	8	4	W, 19-6					
2/28	Indiana State	6	4	W, 8-5					
3/02	vs. Sam Houston St.	5	4	L, 7-6 (10)					
3/04	vs. Houston	1	4	W, 9-4					

## HOME RUN BREAKDOWN

at Home	14
on the Road	2
at Neutral Site	1
vs. RHP	8
vs. LHP	9
vs. SEC Teams	0
vs. Non-Conference Teams	17
with 0 outs	5
with 1 out	4
with 2 outs	8
Solo HR	7
2-run HR	4
3-run HR	5
Grand Slam	1
Inside-the-Park HR	0
February	14
March	3
April	0
May	0
June	0
in 1st inning	4
in 2nd inning	1
in 3rd inning	1
in 4th inning	1
in 5th inning	3
in 6th inning	3
in 7th inning	2
in 8th inning	2
in 9th inning	0
in extra innings	0
Leadoff hitter	1
2-hole	1
3-hole	3
Cleanup	2
5-hole	2
6-hole	2
7-hole	0
8-hole	3
9-hole	1
Pinch hitter	2
to Left Field	4
to Left Center	2
to Centerfield	4
to Right Center	1
to Right Field	6
Day Games	14
Night Games	3
Starters	8
Relievers	9
To tie the game	0
To put Vanderbilt ahead	8
Walkoff HR	0
To lead off a game	1
To lead off an inning	4
Record with HR	10-2
Record without HR	1-2



## VANDERBILT RECORD WHEN...

	2018
Total	11-4
Conference	0-0
Non-Conf	11-4
Home	9-1
Away	1-1
Neutral	1-2
Day	9-3
Night	2-1
vs Left	5-0
vs Right	6-4
1-Run games	0-3
2-Run games	0-0
5+Run games	9-0
Extra inns	0-1
Shutouts	1-1
Scoring 0-2 runs	0-1
Scoring 3-5 runs	0-2
Scoring 6-9 runs	7-1
Scoring 10+ runs	4-0
Opponent 0-2 runs	7-0
Opponent 3-5 runs	3-3
Opponent 6-9 runs	1-1
Opponent 10+ runs	0-0
Scored in 1st inning	5-0
Scores first	5-3
Opp. scores first	6-1
After 6 leading	11-2
After 6 trailing	0-2
After 6 tied	0-0
After 7 leading	11-1
After 7 trailing	0-2
After 7 tied	0-1
After 8 leading	11-1
After 8 trailing	0-3
After 8 tied	0-0
Hit 0 home runs	1-2
Hit 1 home run	7-2
Hit 2+ home runs	3-0
Opponent 0 home runs	7-1
Opponent 1 home run	3-2
Opponent 2+ HRs	1-1
Made 0 errors	7-3
Made 1 error	3-1
Made 2+ errors	1-0
Opp. made 0 errors	1-1
Opp. made 1 error	7-2
Opp. made 2+ errors	3-1
Out-hit opponent	9-1
Out-hit by opponent	2-1
Hits are tied	0-2

## MISCELLANEOUS STATS

HITTING	Longest	Current
Ethan Paul	8	1
Connor Kaiser	7	-
Stephen Scott	7	-
Austin Martin	7	-
Philip Clarke	5	-
Pat DeMarco	5	-
Jayson Gonzalez	4	4
JJ Bleday	4	3
Walker Grisanti	4	-
Alonzo Jones	4	-
Garrett Blaylock	2	1
Julian Infante	1	-
Cooper Davis	1	-
Harrison Ray	1	1

REACHED BASE	Longest	Current
Connor Kaiser	15	15
Ethan Paul	13	1
Stephen Scott	11	-
JJ Bleday	10	3
Pat DeMarco	10	-
Walker Grisanti	10	10
Philip Clarke	8	-
Austin Martin	7	-
Alonzo Jones	6	1
Jayson Gonzalez	5	5
Julian Infante	3	-
Ty Duvall	2	-
Tyler Solomon	2	2
Garrett Blaylock	2	1
Cooper Davis	2	-
Harrison Ray	2	1

## GAME SUMMARY

## Record when team scores:

Runs	0	1	2	3	4	5	6	7	8	9	10+
W-L	0-1	0-0	0-0	0-1	0-1	0-0	1-1	1-0	1-0	4-0	4-0

## Record when opponent scores:

Runs	0	1	2	3	4	5	6	7	8	9	10+
W-L	1-0	3-0	3-0	1-1	1-1	1-1	1-0	0-1	0-0	0-0	0-0

## Record when leading after:

Inn.	1	2	3	4	5	6	7	8
W-L	5-0	6-1	7-2	7-2	9-2	11-2	11-1	11-1

## Record when trailing after:

Runs	1	2	3	4	5	6	7	8
W-L	2-0	1-0	1-1	2-2	1-1	0-2	0-2	0-3

## Record when tied after:

Runs	1	2	3	4	5	6	7	8
W-L	4-4	4-3	3-1	2-0	1-1	0-0	0-1	0-0

## General summary:

Current winning streak	1
Longest winning streak	8
Longest losing streak	2

Home attendance	25853 (10 dates avg = 2585)
Away attendance	20109 (5 dates avg = 4021)
Total attendance	45962 (15 dates avg = 3064)

## INNING-BY-INNING SUMMARY

	1	2	3	4	5	6	7	8	9	EX	Total
Vanderbilt	11	11	7	16	30	20	15	21	2	1	134
Opponents	6	1	5	6	5	6	5	4	6	2	46

MULTI-HIT GAMES	2	3	4	5+	Tot
Pat DeMarco	5	3	-	-	8
Connor Kaiser	7	-	-	-	7
Austin Martin	3	1	1	-	5
JJ Bleday	5	-	-	-	5
Alonzo Jones	3	1	-	-	4
Ethan Paul	2	1	1	-	4
Jayson Gonzalez	2	-	2	-	4
Stephen Scott	2	1	-	-	3
Philip Clarke	3	-	-	-	3
Julian Infante	1	-	-	-	1
TEAM	33	7	4	0	44

MULTI-RBI GAMES	2	3	4	5+	Tot
Ethan Paul	1	3	1	1	6
Connor Kaiser	4	1	-	-	5
Pat DeMarco	3	-	1	-	4
Philip Clarke	-	3	-	-	3
Jayson Gonzalez	-	1	1	1	3
Stephen Scott	-	-	1	-	1
Garrett Blaylock	1	-	-	-	1
Alonzo Jones	-	1	-	-	1
JJ Bleday	1	-	-	-	1
Walker Grisanti	-	1	-	-	1
TEAM	10	10	4	2	26

## VU ALL-TIME VS. OPPONENTS

Auburn	61-93-1
Austin Peay	54-20-2
Belmont	56-13-0
Duke	2-1-0
Eastern Kentucky	0-1-0
Evansville	33-18-0
Florida	73-134-0
Georgia	113-120-0
Houston	1-2-0
Indiana State	5-3-0
Kentucky	121-125-3
Lipscomb	51-11-0
Long Beach State	5-2-0
Louisiana	0-1-0
Louisville	22-9-0
LSU	40-56-0
Middle Tennessee State	97-43-0
Mississippi State	43-60-2
Missouri	16-1-0
Ole Miss	54-56-2
Presbyterian	3-0-0
Sam Houston State	0-1-0
South Carolina	32-56-0
TCU	2-1-0
Tennessee	162-161-3
Tennessee Tech	43-22-0
UCLA	2-1-0
USC	3-1-0
UMass-Lowell	3-0-0
Western Kentucky	41-19-0

## CORBIN VS. 2018 OPPONENTS

Auburn	25-9-0
Austin Peay	16-2-0
Belmont	20-5-0
Duke	2-1-0
Eastern Kentucky	0-0-0
Evansville	6-2-0
Florida	23-32-0
Georgia	34-15-0
Houston	1-0-0
Indiana State	4-1-0
Kentucky	28-16-0
Lipscomb	19-3-0
Long Beach State	5-2-0
Louisiana	0-1-0
Louisville	11-7-0
LSU	19-14-0
Middle Tennessee State	10-6-0
Mississippi State	24-12-0
Missouri	16-1-0
Ole Miss	19-21-0
Presbyterian	2-0-0
Sam Houston State	0-1-0
South Carolina	27-27-0
TCU	2-1-0
Tennessee	30-17-0
Tennessee Tech	9-20
UCLA	2-1-0
USC	2-1-0
UMass-Lowell	3-0-0
Western Kentucky	12-5-0

## CORBIN RECORD BY VENUE

Home	386-118-1
Away	173-145-0
Neutral	77-45-0

## SERIES-BY-SERIES BATTING

	AVG.	GP	AB	R	H	2B	3B	HR	RBI	TB	SLG%	BB	HP	SO	GDP	OB%	SF	SH	SB-ATT
#25 DUKE	.339	3	109	22	37	6	0	2	19	49	.450	10	3	20	2	.407	1	1	5-5
PRESBYTERIAN	.315	2	73	22	23	7	1	2	16	38	.521	14	2	9	1	.438	0	0	8-9
UMASS-LOWELL	.370	3	108	39	40	8	1	5	36	65	.602	29	5	29	2	.517	1	1	12-12
at Mississippi State																			
LSU																			
at Florida																			
GEORGIA																			
OLE MISS																			
at Missouri																			
SOUTH CAROLINA																			
at Auburn																			
at Tennessee																			
KENTUCKY																			

## SERIES-BY-SERIES PITCHING

	ERA	W-L	GS	CG	SV	IP	H	R	ER	BB	SO	2B	3B	HR	B/AVG.
#25 DUKE	2.33	2-1	3	0	0	27.0	18	7	7	10	35	4	0	1	.194
PRESBYTERIAN	1.00	2-0	2	0	0	18.0	11	3	2	3	16	2	0	0	.177
UMASS-LOWELL	1.33	3-0	3	0	0	27.0	19	4	4	4	36	2	0	0	.198
at Mississippi State															
LSU															
at Florida															
GEORGIA															
OLE MISS															
at Missouri															
SOUTH CAROLINA															
at Auburn															
at Tennessee															
KENTUCKY															

## MONTH-BY-MONTH BATTING

	AVG.	GP	AB	R	H	2B	3B	HR	RBI	TB	SLG%	BB	HP	SO	GDP	OB%	SF	SH	SB-ATT
February	.352	10	364	110	128	29	2	14	96	203	.558	65	11	78	5	.460	3	2	30-32
March	.214	5	159	24	34	6	0	3	23	49	.308	30	3	41	5	.347	1	2	2-4
April																			
May																			
June																			

## MONTH-BY-MONTH PITCHING

	ERA	W-L	GS	CG	SV	IP	H	R	ER	BB	SO	2B	3B	HR	B/AVG.
February	2.00	9-1	10	0	0	90.0	59	25	20	27	103	11	0	5	.186
March	4.36	2-3	5	0	1	43.1	41	21	21	16	50	10	0	7	.253
April															
May															
June															

## HOME-AWAY-NEUTRAL BATTING

	AVG.	GP	AB	R	H	2B	3B	HR	RBI	TB	SLG%	BB	HP	SO	GDP	OB%	SF	SH	SB-ATT
Home	.352	10	364	110	128	29	2	14	96	203	.558	65	11	78	5	.460	3	2	30-32
Away	.217	2	60	9	13	1	0	2	9	20	.333	13	0	14	2	.351	1	2	0-2
Neutral	.212	3	99	15	21	5	0	1	14	29	.293	17	3	27	3	.345	0	0	2-2

## HOME-AWAY-NEUTRAL PITCHING

	ERA	W-L	GS	CG	SV	IP	H	R	ER	BB	SO	2B	3B	HR	B/AVG.
Home	2.00	9-1	10	0	0	90.0	59	25	20	27	103	11	0	5	.186
Away	3.71	1-1	2	0	1	17.0	13	7	7	9	21	2	0	1	.217
Neutral	4.78	1-2	3	0	0	26.1	28	14	14	7	29	8	0	6	.275

## DAY-NIGHT BATTING

	AVG.	GP	AB	R	H	2B	3B	HR	RBI	TB	SLG%	BB	HP	SO	GDP	OB%	SF	SH	SB-ATT
Day	.329	12	432	116	142	32	2	14	102	220	.509	72	11	97	7	.434	3	2	30-32
Night	.220	3	91	18	20	3	0	3	17	32	.352	23	3	22	3	.390	1	2	2-4

## DAY-NIGHT PITCHING

	ERA	W-L	GS	CG	SV	IP	H	R	ER	BB	SO	2B	3B	HR	B/AVG.
Day	2.52	9-3	12	0	0	107.1	75	35	30	34	123	14	0	10	.197
Night	3.81	2-1	3	0	1	26.0	25	11	11	9	30	7	0	2	.253



The Automated ScoreBook  
Overall Statistics for Vanderbilt (as of Mar 09, 2018)  
(All games Sorted by Batting avg)



Record: 11-4 Home: 9-1 Away: 1-1 Neutral: 1-2 SEC: 0-0

Player	avg	gp-gs	ab	r	h	2b	3b	hr	rbi	tb	slg%	bb	hp	so	gdp	ob%	sf	sh	sb-att	po	a	e	fld%
Austin Martin	.405	12-11	42	12	17	3	0	1	5	23	.548	8	3	8	0	.528	0	1	6-8	34	1	0	1.000
JJ Bleday	.400	14-11	40	9	16	2	0	3	5	27	.675	7	0	7	1	.489	0	0	0-0	22	0	0	1.000
Pat DeMarco	.361	15-15	61	13	22	7	0	1	13	32	.525	5	1	10	0	.418	0	0	4-4	25	1	0	1.000
Jayson Gonzalez	.333	15-15	54	11	18	2	0	3	14	29	.537	7	0	17	3	.410	0	0	1-1	5	26	3	.912
Stephen Scott	.324	12-9	37	12	12	4	0	2	10	22	.595	9	1	9	1	.468	0	0	1-1	71	8	0	1.000
Connor Kaiser	.322	15-15	59	18	19	5	0	0	13	24	.407	13	2	10	1	.459	0	1	7-8	23	30	0	1.000
Ethan Paul	.311	15-15	61	18	19	6	0	4	25	37	.607	8	3	12	0	.411	1	0	3-3	20	37	1	.983
Alonzo Jones	.286	13-12	42	13	12	2	1	1	4	19	.452	3	0	10	1	.333	0	1	7-7	19	1	0	1.000
Philip Clarke	.273	13-7	44	4	12	0	0	1	12	15	.341	12	1	9	3	.431	1	0	3-3	60	11	0	1.000
Julian Infante	.100	12-11	40	3	4	1	0	0	4	5	.125	5	2	16	0	.229	1	1	0-0	85	6	1	.989
-----																							
Garrett Blaylock	.500	7-0	6	3	3	1	0	0	4	4	.667	0	0	1	0	.500	0	0	0-0	1	2	0	1.000
Harrison Ray	.333	10-1	6	3	2	1	1	0	2	5	.833	2	0	0	0	.500	0	0	0-0	2	2	0	1.000
Cooper Davis	.333	4-0	3	2	1	0	0	0	2	1	.333	1	0	0	0	.500	0	0	0-0	0	0	0	.000
Walker Grisanti	.294	11-5	17	9	5	1	0	1	5	9	.529	10	1	4	0	.552	1	0	0-1	7	0	0	1.000
Kiambu Fentress	.000	7-0	5	0	0	0	0	0	1	0	.000	0	0	2	0	.000	0	0	0-0	2	0	0	1.000
Ty Duvall	.000	5-0	3	2	0	0	0	0	0	0	.000	3	0	2	0	.500	0	0	0-0	14	0	0	1.000
Tyler Solomon	.000	5-0	3	2	0	0	0	0	0	0	.000	2	0	2	0	.400	0	0	0-0	2	0	0	1.000
Tyler Brown	.000	1-1	0	0	0	0	0	0	0	0	.000	0	0	0	0	.000	0	0	0-0	0	1	0	1.000
Drake Fellows	.000	3-3	0	0	0	0	0	0	0	0	.000	0	0	0	0	.000	0	0	0-0	3	0	0	1.000
Zach King	.000	2-2	0	0	0	0	0	0	0	0	.000	0	0	0	0	.000	0	0	0-0	1	2	0	1.000
Chandler Day	.000	2-2	0	0	0	0	0	0	0	0	.000	0	0	0	0	.000	0	0	0-0	1	2	0	1.000
Totals	.310	15	523	134	162	35	2	17	119	252	.482	95	14	119	10	.426	4	4	32-36	400	133	6	.989
Opponents	.209	15	479	46	100	21	0	12	39	157	.328	43	17	153	9	.296	2	6	4-7	378	131	20	.962

LOB - Team (128), Opp (101). DPs turned - Team (11), Opp (11). Picked off - Gonzalez 1, Paul 1, Martin 1.

(All games Sorted by Earned run avg)

Player	era	w-l	app	gs	cg	sho	sv	ip	h	r	er	bb	so	2b	3b	hr	b/avg	wp	hp	bk	sfa	sha
Drake Fellows	2.42	2-0	4	4	0	0/1	0	22.1	14	6	6	7	29	2	0	2	.187	0	3	0	0	3
-----																						
Justin Willis	0.00	0-0	2	0	0	0/0	0	2.0	2	0	0	1	2	0	0	0	.250	1	0	0	0	0
Hugh Fisher	0.00	0-0	2	0	0	0/0	0	2.0	0	0	0	0	0	0	0	0	.000	0	1	0	0	0
Erik Kaiser	0.00	0-0	2	0	0	0/0	0	2.0	1	0	0	0	3	1	0	0	.143	0	0	0	0	0
AJ Franklin	0.00	0-0	2	0	0	0/1	0	1.2	0	0	0	1	0	0	0	0	.000	0	0	0	0	0
Paxton Stover	0.00	0-0	1	0	0	0/0	0	1.0	0	0	0	0	2	0	0	0	.000	0	0	0	0	0
Maddux Conger	1.00	1-0	2	1	0	0/0	0	9.0	6	5	1	7	8	2	0	1	.182	3	1	0	0	0
Mason Hickman	2.08	3-0	3	1	0	0/0	0	13.0	10	3	3	5	14	3	0	0	.217	1	0	1	1	0
Aaron Brown	2.25	1-0	3	0	0	0/0	0	4.0	5	2	1	1	3	2	0	0	.294	0	1	0	0	0
Jake Eder	2.57	1-0	3	3	0	0/0	0	14.0	4	4	4	5	16	0	0	2	.091	0	1	0	0	1
Justin Wilson	2.70	0-0	4	0	0	0/0	0	3.1	1	1	1	2	6	0	0	0	.100	1	1	0	0	0
Patrick Raby	3.12	0-2	3	1	0	0/1	0	8.2	9	3	3	4	9	3	0	1	.273	0	3	0	0	1
Tyler Brown	3.38	1-1	5	0	0	0/0	1	10.2	9	4	4	1	16	1	0	2	.220	0	0	0	0	0
Reid Schaller	3.38	0-0	4	0	0	0/0	0	5.1	6	2	2	0	7	1	0	1	.261	1	0	0	0	0
Jackson Gillis	3.72	2-0	3	0	0	0/0	0	9.2	6	4	4	4	13	2	0	2	.176	1	2	1	1	0
Chandler Day	3.75	0-0	3	3	0	0/0	0	12.0	11	5	5	3	13	2	0	1	.234	2	2	0	0	0
Zach King	4.97	0-1	4	2	0	0/0	0	12.2	16	7	7	2	12	2	0	0	.327	1	2	0	0	1
Totals	2.77	11-4	15	15	0	1/1	1	133.1	100	46	41	43	153	21	0	12	.209	11	17	2	2	6
Opponents	8.36	4-11	15	15	0	1/1	2	126.0	162	134	117	95	119	35	2	17	.310	24	14	3	4	4

PB - Team (0), Opp (5). Pickoffs - Team (3), King 2, Clarke 1, Opp (3). SBA/ATT - Clarke (3-5), Fellows (0-2), Raby (1-2), Scott (1-2), Eder (1-1), Hickman (1-1), King (1-1).

## THE LAST TIME VANDERBILT...

Won 10 or more consecutive games \_\_\_\_\_ 4/20-5/16/13 (14)  
 Lost five or more consecutive games \_\_\_\_\_ 3/16-23/12 (5)  
 Scored 20 or more runs in a game \_\_\_\_\_ 21 vs. Middle Tennessee, 4/18/17  
 Scored 10+ Runs in an Inning \_\_\_\_\_ 10 (5th) vs UMass-Lowell, 2/24/18  
 Did Not Strikeout \_\_\_\_\_ vs. Tennessee-Martin, 2/23/05  
 Hit consecutive home runs \_\_\_\_\_ Will Toffey (2R), Stephen Scott (solo) at Ole Miss, 3/18  
 Had a triple steal \_\_\_\_\_ Ethan Paul (home), Jeren Kendall (3rd), Bryan Reynolds (2nd) vs. Auburn, 5/19/16  
 Shut out consecutive opponents \_\_\_\_\_ vs. Radford (12-0), 3/9/16  
 \_\_\_\_\_ vs. Xavier (7-0), 3/11/16  
 Shut out the opponent \_\_\_\_\_ vs. UMass-Lowell (15-0), 2/23/18  
 Was shut out by the opponent at home \_\_\_\_\_ vs. Kentucky (3-0), 4/17/16  
 Was shut out by the opponent on the road \_\_\_\_\_ at Clemson (6-0), 6/4/17  
 Was shut out in two consecutive games \_\_\_\_\_ vs. Kentucky (14-0) (4-0), 4/23/76  
 Swept a conference doubleheader \_\_\_\_\_ vs. Auburn, 5/19/16  
 Was swept in a conference doubleheader \_\_\_\_\_ vs. Tennessee, 4/25/10  
 Swept a conference series at home \_\_\_\_\_ vs. Auburn, 5/19-21/16  
 Was swept in a conference series at home \_\_\_\_\_ vs. Tennessee, 5/14-16/09  
 Swept a conference series (three games) on the road \_\_\_\_\_ at Missouri, 3/25-27/16  
 Was swept in a conference series on the road \_\_\_\_\_ at Florida, 3/16-18/12  
 Lost a conference series at home \_\_\_\_\_ vs. Florida, 4/13-15/17  
 Lost a conference series on the road \_\_\_\_\_ at Arkansas, 5/12-14/17  
 Threw a no hitter \_\_\_\_\_ at Western Kentucky (J. Lewis, N. Pilkington, J. Scott, M. Buschmann), 5/6/03  
 Was no-hit \_\_\_\_\_ at Texas A&M (Kyle Simonds, 9.0), 5/7/16

## THE LAST TIME A VANDERBILT PLAYER...

Hit two home runs in a game \_\_\_\_\_ Jayson Gonzalez vs. UMass-Lowell, 2/24/17  
 Hit three home runs in a game \_\_\_\_\_ Aaron Westlake vs. Oregon State, 6/11/11  
 Hit a grand slam \_\_\_\_\_ Ethan Paul vs. UMass-Lowell, 2/24/18  
 Hit a walk-off home run \_\_\_\_\_ Jeren Kendall vs. Cal State Fullerton, 6/14/15  
 Hit an inside the park home run \_\_\_\_\_ Will Toffey vs. Belmont, 3/22/17  
 Hit for the cycle \_\_\_\_\_ Clinton Johnston vs. Kentucky, 4/28/96  
 Had seven or more RBIs in a game \_\_\_\_\_ Ethan Paul (7) vs. UMass-Lowell, 2/24/18  
 \_\_\_\_\_ Dominic de la Osa (7) vs. Georgia, 4/16/06  
 \_\_\_\_\_ Karl Nonemaker (7) vs. Kentucky, 5/12/02  
 Had five or more hits in a game \_\_\_\_\_ Tony Kemp (5) at Belmont, 2/19/13  
 Had two hits in an Inning \_\_\_\_\_ Austin Martin (5th - 1B, 1B), Ethan Paul (5th - 2B, HR) vs. UMass-Lowell, 2/24/18  
 Had 10 or more total bases in a game \_\_\_\_\_ Jeren Kendall (10) vs. San Diego, 2/19/16  
 Stole three or more bases in a game \_\_\_\_\_ Austin Martin (3) vs. Presbyterian, 2/21/18  
 Stole Home \_\_\_\_\_ Ethan Paul vs. Auburn, 5/19/16  
 Had a 10-game hit streak \_\_\_\_\_ Julian Infante (10), 3/28-4/13/17  
 Had a 15-game hit streak \_\_\_\_\_ Bryan Reynolds (16), 3/10-4/3/15  
 Had a 20-game hit streak \_\_\_\_\_ Xavier Turner (27), 3/4-4/22/14  
 Had a 25-game hit streak \_\_\_\_\_ Xavier Turner (27), 3/4-4/22/14  
 Had 10 or more strikeouts in a game \_\_\_\_\_ Drake Fellows (10) vs. Alabama, 5/20/17  
 Had 15 or more strikeouts in a game \_\_\_\_\_ Kevin Ziomek (15) vs. Illinois-Chicago, 3/1/13  
 Pitched a complete game \_\_\_\_\_ Patrick Raby at Georgia, 4/21/17  
 Pitched a seven-inning complete game \_\_\_\_\_ Philip Pfeifer vs. Alabama, 5/22/15  
 Pitched a nine-inning, complete game shutout \_\_\_\_\_ Kyle Wright vs. Florida, 4/14/17  
 Pitched a seven-inning, complete game shutout \_\_\_\_\_ Nick Christiani vs. Belmont, 5/5/09  
 Pitched a combined shutout \_\_\_\_\_ Matt Ruppenthal (6.0), Reed Hayes (1.1), Jackson Gillis (1.2) at Clemson, 6/5/17  
 Pitched a no-hitter \_\_\_\_\_ Doug Wessel vs. Belmont, 4/19/1971  
 Pitched a no-hitter (combined) \_\_\_\_\_ Jensen Lewis, Nick Pilkington, John Scott, Matt Buschmann at Western Ky., 5/6/03  
 Pitched a perfect game \_\_\_\_\_ Jensen Lewis, Nick Pilkington, John Scott, Matt Buschmann at Western Ky., 5/6/03



## NUMERICAL ROSTER

No.	Name	Pos.	B/T	Ht.	Wt.	Cl.	Hometown/Previous School
2	Harrison Ray	IF	R/R	5-11	190	So./1L	Longwood, Fla. (Lake Brantley HS)
3	Cooper Davis	OF	L/R	5-10	185	Fr./HS	Mississauga, Ontario (St. Aloysius Gonzaga)
5	Philip Clarke	C	L/R	5-11	190	Fr./HS	Franklin, Tenn. (Christ Presbyterian Academy)
6	Justin Wilson	RHP	R/R	6-0	180	R-So./RS	Murfreesboro, Tenn. (Oakland HS/Vol State CC)
8	Alonzo Jones	OF	S/R	5-10	195	Jr./2L	Columbus, Ga. (Columbus HS)
9	Garrett Blaylock	IF	L/R	6-3	208	Fr./HS	Asheville, N.C. (T.C. Roberson HS)
10	Ethan Paul	IF	L/R	5-10	185	Jr./2L	Bellevue, Wash. (International School)
11	Paxton Stover	LHP	L/L	5-11	200	Sr./1L	Ridgely, Tenn. (Dyer County HS/Dyersburg State CC)
12	Connor Kaiser	IF	R/R	6-4	205	Jr./2L	Overland Park, Kan. (Blue Valley West HS)
13	Kiambu Fentress	OF	R/R	6-0	175	R-So./1L	Nashville, Tenn. (Ensworth School)
16	Austin Martin	IF	R/R	6-0	170	Fr./HS	Jacksonville, Fla. (Trinity Christian Academy)
17	Walker Grisanti	OF	L/R	5-10	195	Jr./2L	Collierville, Tenn. (Christian Brothers HS)
18	Pat DeMarco	OF	R/R	5-11	205	Fr./HS	Winder, Ga. (Winder Barrow HS)
19	Stephen Scott	OF/C	L/R	5-11	200	Jr./2L	Cary, N.C. (Cardinal Gibbons HS)
20	Ty Duvall	C	L/R	5-11	190	So./1L	Lebanon, Ohio (Lebanon HS)
21	Tyler Brown	RHP	R/R	6-4	242	Fr./HS	Lewis Center, Ohio (Olentangy Orange HS)
22	Julian Infante	IF	R/R	6-3	215	Jr./2L	Miami, Fla. (Westminister Christian HS)
27	Chandler Day	RHP	R/R	6-5	180	Jr./2L	Granville, Ohio (Watkins Memorial HS)
29	Patrick Raby	RHP	R/R	6-3	230	Jr./2L	Knoxville, Tenn. (Farragut HS)
31	Justin Willis	RHP	R/R	5-11	180	Fr./HS	West New York, N.J. (Memorial HS)
32	Hugh Fisher	LHP	R/L	6-5	185	Fr./HS	Eads, Tenn. (Briarcrest Christian HS)
33	Erik Kaiser	RHP	R/R	6-5	205	Fr./HS	Waterloo, Ill. (Waterloo HS)
34	Zach King	LHP	L/L	6-6	210	So./1L	Spring Hill, Tenn. (Spring Hill HS)
35	Jackson Gillis	LHP	R/L	6-3	220	So./1L	Wilmington, Mass. (Wilmington HS)
39	Jake Eder	LHP	L/L	6-4	210	Fr./HS	Ft. Lauderdale, Fla. (Calvary Christian Academy)
40	Aaron Brown	RHP	R/R	6-4	205	Fr./HS	Mt. Juliet, Tenn. (Mt. Juliet HS)
42	Maddux Conger	RHP	R/R	6-3	200	Jr./2L	Stephenville, Texas (Stephenville HS)
43	Tyler Solomon	IF	S/R	6-4	215	Fr./HS	Haymarket, Va. (Battlefield HS)
44	Mason Hickman	RHP	R/R	6-6	230	Fr./HS	Hendersonville, Tenn. (Pope John Paul II HS)
45	Reid Schaller	RHP	R/R	6-3	215	R-Fr./RS	Lebanon, Ind. (Lebanon HS)
49	AJ Franklin	LHP	L/L	6-2	180	R-So./1L	Lebanon, Tenn. (Wilson Central HS)
51	JJ Bleday	OF	L/L	6-3	205	So./1L	Panama City Beach, Fla. (A. Crawford Mosley HS)
66	Drake Fellows	RHP	L/R	6-5	210	So./1L	Plainfield, Ill. (Joliet Catholic Academy)
99	Jayson Gonzalez	INF	R/R	6-2	205	Fr./HS	Covina, Calif. (Bishop Amat HS)

**Head Coach:** 4 Tim Corbin (Ohio Wesleyan, 1984) - 16th Season at Vanderbilt

**Associate Head Coach:** 26 Scott Brown (SUNY-Cortland, 1999)

**Assistant Coach:** 24 Mike Baxter (Vanderbilt, 2005)

**Volunteer Coach:** 1 David Macias (Vanderbilt, 2008)

**Athletic Trainer:** Tracy Campbell (James Madison, 2008)

**Strength & Conditioning Coach:** Chris Ham (Illinois, 2005)

**Director of Baseball Operations:** Brooks Webb (Birmingham Southern, 2011)

**Director of Player Development:** Alex Levitt (Vanderbilt, 2010)

**Video Coordinator:** Brandon Barak (Illinois, 2012)

**Equipment Manager:** John Mardirosian (Texas, 2011)

**Student Assistants:** Josh Ruchotzke & Casey Stangel

**Student Managers:** Jack Goodrum, Chase Casali, Preston Hausser & Jackson Kelley

## PRONUNCIATION CHART

JJ Bleday \_\_\_\_\_ bleh-DAY  
 Kiambu Fentress \_\_\_\_\_ key-AHM-boo  
 Walker Grisanti \_\_\_\_\_ greh-sahn-TEE  
 Patrick Raby \_\_\_\_\_ ray-BEE  
 Reid Schaller \_\_\_\_\_ SHALL-er  
 Paxton Stover \_\_\_\_\_ stoe-VER

## ALPHABETICAL ROSTER

#	Name	Pos.	Yr.
9	Garrett Blaylock	IF	Fr.
51	JJ Bleday	OF	Jr.
40	Aaron Brown	RHP	Fr.
21	Tyler Brown	RHP	Fr.
5	Philip Clarke	C	Fr.
42	Maddux Conger	RHP	Jr.
3	Cooper Davis	OF	Fr.
27	Chandler Day	RHP	Jr.
18	Pat DeMarco	OF	Fr.
20	Ty Duvall	C	So.
39	Jake Eder	LHP	Fr.
66	Drake Fellows	RHP	So.
13	Kiambu Fentress	OF	R-So.
32	Hugh Fisher	LHP	Fr.
49	AJ Franklin	LHP	R-So.
35	Jackson Gillis	LHP	So.
99	Jayson Gonzalez	IF	Fr.
17	Walker Grisanti	OF	Jr.
44	Mason Hickman	RHP	Fr.
22	Julian Infante	IF	Jr.
8	Alonzo Jones	OF	Jr.
12	Connor Kaiser	IF	Jr.
33	Erik Kaiser	RHP	Fr.
34	Zach King	LHP	So.
16	Austin Martin	IF	Fr.
10	Ethan Paul	IF	Jr.
29	Patrick Raby	RHP	Jr.
2	Harrison Ray	IF	So.
45	Reid Schaller	RHP	R-Fr.
19	Stephen Scott	OF/C	Jr.
43	Tyler Solomon	IF	Fr.
11	Paxton Stover	LHP	Sr.
31	Justin Willis	RHP	Fr.
6	Justin Wilson	RHP	R-So.

## EXPERIENCE BREAKDOWN

Seniors (1) \_\_\_\_\_ Stover  
 Juniors (9) \_\_\_\_\_ Conger, Day, Grisanti, Infante, Jones,  
 \_\_\_\_\_ C. Kaiser, Paul, Raby, Scott,  
 Redshirt Sophomores (3) \_\_\_\_\_ Franklin, Fentress, Wilson  
 Sophomores (7) \_\_\_\_\_ Bleday, Duvall, Fellows, Gillis,  
 \_\_\_\_\_ King, Ray, Sandborn  
 Redshirt Freshman (1) \_\_\_\_\_ Schaller  
 Freshmen (14) \_\_\_\_\_ Blaylock, A. Brown, T. Brown, Clarke,  
 \_\_\_\_\_ Davis, DeMarco, Eder, Fisher, Gonzalez, Hickman,  
 \_\_\_\_\_ E. Kaiser, Martin, Solomon, Willis

## STATE BREAKDOWN

California (1) \_\_\_\_\_ Gonzalez  
 Florida (5) \_\_\_\_\_ Bleday, Eder, Infante, Martin, Ray  
 Georgia (1) \_\_\_\_\_ Alonzo Jones  
 Illinois (2) \_\_\_\_\_ Fellows, E. Kaiser  
 Indiana (1) \_\_\_\_\_ Schaller  
 Kansas (1) \_\_\_\_\_ C. Kaiser  
 Massachusetts (1) \_\_\_\_\_ Gillis  
 New Jersey (1) \_\_\_\_\_ Willis  
 New York (1) \_\_\_\_\_ DeMarco  
 North Carolina (2) \_\_\_\_\_ Blaylock, Scott  
 Ohio (3) \_\_\_\_\_ T. Brown, Day, Duvall  
 Ontario, Canada (1) \_\_\_\_\_ Davis  
 Tennessee (11) \_\_\_\_\_ A. Brown, Clarke  
 \_\_\_\_\_ Fentress, Fisher, Franklin, Grisanti, Hickman,  
 \_\_\_\_\_ King, Raby, Stover, Wilson  
 Texas (1) \_\_\_\_\_ Conger  
 Virginia (1) \_\_\_\_\_ Solomon  
 Washington (1) \_\_\_\_\_ Paul



**Harrison Ray**  
Fr. ★ 5-11 ★ 190 ★ R/R  
IF ★ Longwood, Fla.



**Cooper Davis**  
Fr. ★ 5-10 ★ 185 ★ L/R  
OF ★ Mississauga, Ontario



**Philip Clarke**  
Fr. ★ 5-11 ★ 190 ★ L/R  
C ★ Franklin, Tenn.



**Justin Wilson**  
R-So. ★ 6-0 ★ 175 ★ R/R  
RHP ★ Murfreesboro, Tenn.



**Alonzo Jones**  
Jr. ★ 5-10 ★ 195 ★ S/R  
OF ★ Columbus, Ga.



**Garrett Blaylock**  
Fr. ★ 6-3 ★ 200 ★ L/R  
IF ★ Asheville, N.C.



**Ethan Paul**  
Jr. ★ 5-10 ★ 185 ★ L/R  
IF ★ Bellevue, Wash.



**Paxton Stover**  
Sr. ★ 5-11 ★ 190 ★ L/L  
LHP ★ Ridgely, Tenn.



**Connor Kaiser**  
Jr. ★ 6-4 ★ 205 ★ R/R  
IF ★ Overland Park, Kan.



**Kiamu Fentress**  
R-So. ★ 6-0 ★ 175 ★ R/R  
OF ★ Nashville, Tenn.



**Austin Martin**  
Fr. ★ 6-0 ★ 170 ★ R/R  
IF ★ Jacksonville, Fla.



**Walker Grisanti**  
Jr. ★ 5-10 ★ 190 ★ L/R  
OF ★ Collierville, Tenn.



**Pat DeMarco**  
Fr. ★ 5-11 ★ 205 ★ R/R  
OF ★ Staten Island, N.Y.



**Stephen Scott**  
Jr. ★ 5-11 ★ 200 ★ L/R  
OF/C ★ Cary, N.C.



**Ty Duvall**  
So. ★ 5-11 ★ 190 ★ L/R  
C ★ Lebanon, Ohio




**Tyler Brown**  
Fr. ★ 6-4 ★ 242 ★ R/R  
RHP ★ Ashland, Ohio



**Julian Infante**  
Jr. ★ 6-3 ★ 215 ★ R/R  
IF ★ Miami, Fla.



**Chandler Day**  
Jr. ★ 6-5 ★ 180 ★ R/R  
RHP ★ Granville, Ohio



**Patrick Raby**  
Jr. ★ 6-3 ★ 230 ★ R/R  
RHP ★ Knoxville, Tenn.



**Justin Willis**  
Fr. ★ 5-11 ★ 180 ★ R/R  
RHP ★ West New York, N.J.



**Hugh Fisher**  
Fr. ★ 6-5 ★ 185 ★ R/L  
LHP ★ Eads, Tenn.



**Erik Kaiser**  
Fr. ★ 6-5 ★ 205 ★ R/R  
RHP ★ Waterloo, Ill.



**Zach King**  
So. ★ 6-6 ★ 210 ★ L/L  
LHP ★ Spring Hill, Tenn.



**Jackson Gillis**  
So. ★ 6-3 ★ 225 ★ R/L  
LHP ★ Wilmington, Mass.



**Jake Eder**  
Fr. ★ 6-4 ★ 210 ★ L/L  
LHP ★ Ocean Ridge, Fla.




**Aaron Brown**  
Fr. ★ 6-4 ★ 205 ★ R/R  
RHP ★ Mt. Juliet, Tenn.



**Maddux Conger**  
Jr. ★ 6-3 ★ 200 ★ R/R  
RHP ★ Stephenville, Texas



**Tyler Solomon**  
Fr. ★ 6-4 ★ 215 ★ S/R  
C ★ Haymarket, Va.



**Mason Hickman**  
Fr. ★ 6-6 ★ 230 ★ R/R  
RHP ★ Hendersonville, Tenn.



**Reid Schaller**  
R-Fr. ★ 6-3 ★ 210 ★ R/R  
RHP ★ Lebanon, Ind.



**AJ Franklin**  
R-So. ★ 6-2 ★ 180 ★ L/L  
LHP ★ Lebanon, Tenn.



**JJ Bleday**  
So. ★ 6-5 ★ 205 ★ L/L  
OF ★ Panama City Beach, Fla.




**Drake Fellows**  
So. ★ 6-5 ★ 205 ★ L/R  
RHP ★ Plainfield, Ill.



**Jayson Gonzalez**  
Fr. ★ 6-2 ★ 205 ★ R/R  
IF ★ Covina, Calif.



**Tim Corbin**  
Head Coach  
16th Season



**Scott Brown**  
Associate Head Coach  
6th Season



**Mike Baxter**  
Hitting Coach  
1st Season



**David Macias**  
Volunteer Assistant Coach  
1st Season