



VANDERBILT

2018 BASEBALL GAME NOTES



Vanderbilt Athletic Communications ★ 2601 Jess Neely Dr. Nashville, TN 37212
Baseball Contact: Andrew Pate ★ Cell: 713.387.9119 ★ Email: andrew.pate@vanderbilt.edu
vucommadores.com ★ twitter: @vandybaseball

2018 SCHEDULE/RESULTS

OVERALL: 10-3 | SEC: 0-0 | H: 9-1 | A: 0-0 | N: 1-2

FEBRUARY (9-1)

16	#25 DUKE	W, 9-1	SEC Network+
17	#25 DUKE	L, 5-4	
18	#25 DUKE	W, 9-1	SEC Network+
20	PRESBYTERIAN	W, 7-1	SEC Network+
21	PRESBYTERIAN	W, 15-2	SEC Network+
23	UMASS-LOWELL	W, 15-0	SEC Network+
24	UMASS-LOWELL	W, 15-2	
25	UMASS-LOWELL	W, 9-2	
27	AUSTIN PEAY	W, 19-6	
28	INDIANA STATE	W, 8-5	SEC Network+

MARCH (1-2)

2	vs. Sam Houston St.*	L, 7-6 (10 inn)	
3	vs. Louisiana%	L, 3-0	
4	vs. #24 Houston%	W, 9-4	
7	at Long Beach St.	8:00 PM	
9	at UCLA	12:30 PM	
10	at USC	6:00 PM	Pac-12 Network
11	vs. TCU^	1:00 PM	
14	EASTERN KENTUCKY	6:30 PM	SEC Network+
16	at Mississippi St.*	6:00 PM	SEC Network
17	at Mississippi St.*	2:00 PM	SEC Network+
18	at Mississippi St.*	1:00 PM	SEC Network+
20	Belmont&	6:30 PM	
23	LSU*	8:00 PM	ESPNU
24	LSU*	7:30 PM	ESPNU
25	LSU*	12:00 PM	ESPNU
27	vs. Lipscomb&	6:30 PM	
30	at Florida*	5:30 PM	SEC Network+
31	at Florida*	11:00 AM	ESPNU

APRIL (0-0)

1	at Florida*	11:00 AM	SEC Network
3	at Middle Tennessee	6:00 PM	
5	GEORGIA*	6:00 PM	ESPNU
6	GEORGIA*	6:30 PM	SEC Network+
7	GEORGIA*	2:00 PM	SEC Network+
10	WESTERN KENTUCKY	6:30 PM	SEC Network+
13	OLE MISS*	6:30 PM	SEC Network+
14	OLE MISS*	2:00 PM	SEC Network+
15	OLE MISS*	4:00 PM	ESPNU
17	EVANSVILLE	6:30 PM	SEC Network+
19	at Missouri*	7:00 PM	ESPNU
20	at Missouri*	6:30 PM	
21	at Missouri*	2:00 PM	
27	SOUTH CAROLINA*	6:30 PM	SEC Network+
28	SOUTH CAROLINA*	2:00 PM	SEC Network+
29	SOUTH CAROLINA*	1:00 PM	SEC Network+

MAY (0-0)

1	LOUISVILLE	6:00 PM	SEC Network
4	at Auburn	6:00 PM	SEC Network+
5	at Auburn	2:00 PM	SEC Network+
6	at Auburn	1:00 PM	SEC Network+
8	TENNESSEE TECH	6:30 PM	SEC Network+
11	at Tennessee	5:30 PM	
12	at Tennessee	5:00 PM	
13	at Tennessee	11:00 AM	SEC Network
15	MIDDLE TENNESSEE	6:30 PM	SEC Network+
17	KENTUCKY	6:30 PM	SEC Network+
18	KENTUCKY	2:00 PM	SEC Network+
19	KENTUCKY	1:00 PM	SEC Network+

% Minute Maid Park (Houston, Texas)
^ Dodger Stadium (Los Angeles, Calif.)
*Southeastern Conference Game
& First Tennessee Park (Nashville, Tenn.)

GAME 14

#15 VANDERBILT COMMODORES (10-3) vs. LONG BEACH STATE DIRTBAGS (4-8)

March 7, 2018 ★ 6:00 p.m. PT / 8:00 p.m. CT ★ Long Beach, Calif. ★ Blair Field

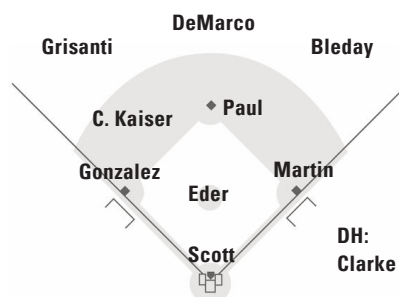
VANDERBILT
10-3 overall, 0-0 SEC
Home/Away/Neutral:
9-1 / 0-0 / 1-2
Rankings:
Collegiate Baseball - 10
USA Today - 14
NCBWA - 14
D1Baseball - 15
Perfect Game - 19
Baseball America - 21
Head Coach: Tim Corbin
VU Record: 656-318-1 (16th)
Career Record: 762-456-1 (21st)

LONG BEACH STATE
4-8 overall, 0-0 Big West
Home/Away/Neutral:
3-6 / 1-2 / 0-0
Rankings:
Perfect Game - NR
D1Baseball - NR
USA Today - NR
Collegiate Baseball - NR
NCBWA - NR
Baseball America - NR
Head Coach: Troy Buckley
LBSU Record: 232-183 (8th)
Career Record: Same

NEED TO KNOW

- ★ Vanderbilt is in the midst of the longest road trip of the **Tim Corbin** era (2003-present). Wednesday's game will be the fourth of a seven-game stretch away from Hawkins Field. The trip began last weekend with three in Houston.
- ★ Head coach **Tim Corbin** became Vanderbilt's all-time winningest coach with Sunday's 9-4 victory against Houston. The 16th-year head man won his 656th career game in the finale of the Shriners Hospitals for Children College Classic at Minute Maid Park. The win pushed Corbin past **Roy Mewbourne's** (1979-2002) mark of 655 victories.
- ★ Vanderbilt and Texas Tech are the only teams in the country to rank in the Top 30 for batting average, earned run average and fielding percentage. Through 13 games, the Commodores are third in fielding percentage (.989), 20th in batting average (.320) and 30th in earned run average (2.63).
- ★ Five Vanderbilt freshmen have made starts this season while 15 total have made appearances. The unit has combined to hit .360 (71-for-197) with 45 runs and 48 RBIs while posting a 2.71 ERA with 49 strikeouts in 46.1 innings pitched.
- ★ This season marks the ninth time in the last 10 years in which Vanderbilt has played road games in the state of California. During that stretch, the Commodores have played at Cal (1x), Long Beach State (3x), San Diego (6x), San Diego State (1x), Stanford (9x), UCLA (2x) and USC (2x) for a combined record of 14-10.
- ★ The Commodores boast one of the strongest schedules in recent memory during 2018, playing a combined 22 games against opponents ranked in the preseason Top 25. The Commodores are 3-1 in games vs. D1Baseball.com ranked opponents, including winning 2-of-3 against No. 25 Duke and defeating No. 24 Houston.
- ★ The Commodores' 16-member freshman class was ranked the nation's top recruiting class by Baseball America last September. It marked the fifth time Vanderbilt has been named the nation's top class (2005, 2011, 2012, 2015).

PROJECTED STARTING LINEUP



PROJECTED STARTER WEDNESDAY



JAKE EDER

LHP ★ 6-4 ★ 210 ★ Fr.
2018 ★ 1-0, 4.00 ERA, 1-1 APP-GS, 9.0 IP

BY THE NUMBERS SINCE 2006...

- 3** ★ College World Series appearances (2011, 2014, 2015)
- 6** ★ NCAA Super Regional appearances (2010, 2011, 2013, 2014, 2015, 2017)
- 12** ★ straight NCAA Tournament appearances (longest active streak in the SEC)
- 14** ★ players selected in the first round of the Major League Baseball Draft (nation's most)
- 48** ★ NCAA Tournament victories (most in the SEC)



Baseball America named Walker Buehler the Los Angeles Dodgers' top prospect in January.

L.A. CONNECTION

The Los Angeles Dodgers have selected five Vanderbilt players in the MLB Draft over the last five years including three first-round picks:

- ★ **2017:** Jeren Kendall (23rd)
- ★ **2016:** Jordan Sheffield (36th)
- ★ **2015:** Walker Buehler (24th)



SERIES HISTORY

LONG BEACH STATE (5-1)

Date	Location	Result
2/15/13	Nashville, Tenn.	W, 10-4
2/16/13	Nashville, Tenn.	W, 12-2
2/17/13	Nashville, Tenn.	L, 13-9 (8)
2/14/14	Long Beach, Calif.	W, 5-2
2/15/14	Long Beach, Calif.	W, 6-0
2/16/14	Long Beach, Calif.	W, 6-2

STATISTICAL LEADERS



VANDERBILT	CATEGORY	LONG BEACH
Pat DeMarco .423 avg.	Batting avg.	Brooks Stotler .317 avg.
Pat DeMarco 22 hits	Hits	Brooks Stotler 13 hits
Kaiser/Paul 17 runs	Runs Scored	Andrews/Stotler 6 runs
Pat DeMarco 7 doubles	Doubles	Brooks Stotler 4 doubles
Jones/Ray 1 triple	Triples	Andrews/Duran 1 triple
Bleday/Paul 3 home runs	Home Runs	Huffman/Rasmussen 1 home run
Clarke/Kaiser 11 walks	Walks	Clayton Andrews 5 walks
Jones/Kaiser 7 stolen bases	Stolen Bases	Jarren Duran 5 stolen bases
Mason Hickman 3 wins	Wins	Zak Baayoun 2 wins
Six players 0.00 ERA	ERA	Chris Rivera 0.00 ERA
Drake Fellows 15.1 IP	Innings Pitched	Zak Baayoun 20.1 IP
Drake Fellows 20 strikeouts	Strikeouts	Zak Baayoun 23 strikeouts

STATISTICAL COMPARISON



VANDERBILT	CATEGORY	LONG BEACH
10-3	Record	4-8
.322	Batting Avg.	.225
9.61	Runs/Game	3.33
11.46	Hits/Game	7.08
34	Doubles	15
2	Triples	2
15	Home Runs	2
110	RBI	37
82	Walks	36
32-34	SB-ATT	16-22
2.63	ERA	3.74
1	Shutouts Thrown	0
132	Strikeouts	104
.208	Opp. Batting Avg.	.251
.989	Fielding Pct.	.972

INSIDE THE MATCHUP VS. LONG BEACH STATE

- ★ Vanderbilt and Long Beach State meet for the seventh time in the history of the two programs on Wednesday.
- ★ The Commodores own a 5-1 advantage in the series, winning 2-of-3 in Nashville on Opening Weekend 2013 and sweeping the Dirtbags in Long Beach, Calif., on Opening Weekend 2014.
- ★ Wednesday marks the beginning of a four-game trip on the west coast for Vanderbilt. It also serves as a homecoming for freshman starting third baseman **Jayson Gonzalez**, who hails from Covina, Calif.
- ★ Wednesday's matchup against the Dirtbags marks the fourth game of a 10-day, seven-game road trip. Following tonight's matchup at Blair Field, Vanderbilt takes part in the Dodger Classic beginning Friday at UCLA.

VANDY IN THE NATIONAL STATISTICAL RANKINGS

Statistic	National Rank	Value
Fielding Percentage	3rd	.989
Runs	3rd	125
Hits	4th	149
Stolen Bases	4th	32
Base on Balls	5th	82
Doubles	5th	34
Scoring	6th	9.6
On Base Percentage	10th	.436
WHIP	11th	1.04

NATION'S TOP FRESHMEN OFF TO SIZZLING START

- ★ Vanderbilt's freshman class was named tops in the country by Baseball America last November.
- ★ Five Vanderbilt freshmen made starts this season while 15 total have made appearances. The unit has combined to hit .360 (71-for-197) with 45 runs and 48 RBIs while posting a 2.71 ERA with 49 strikeouts in 46.1 innings pitched.
- ★ D1Baseball.com's list of 30 impact freshmen entering 2018 includes Vandy's **Jake Eder** (No. 16), **Jayson Gonzalez** (No. 18), **Philip Clarke** (No. 19) and **Pat DeMarco** (No. 25). With four players on the list, the Commodores trail only Florida (5).
- ★ Here is a look at some of the standout freshman performances and where they rank nationally this season:

Player	Category	Value	National Rank	Freshman National Rank
Mason Hickman	Victories	3	T-1st	T-1st
Pat DeMarco	Doubles	7	5th	T-3rd
Pat DeMarco	Hits	22	8th	2nd
Austin Martin	Stolen Bases	6	34th	T-4th
Philip Clarke	Walks	11	T-44th	T-2nd

VANDERBILT RE-VU

- ★ Vanderbilt produced multiple runs in each of the first three innings and received a sensational performance from **JJ Bleday**, defeating Houston 9-4 on Sunday night at Minute Maid Park. Bleday belted a two-run home run and stole extra-bases away on two occasions in right field courtesy of a diving grab and sliding catch.
- ★ After dropping the first two on the weekend, the Commodores were able to celebrate a milestone win for head coach **Tim Corbin**, who became the program's all-time winningest coach with his 656th victory.
- ★ Vanderbilt took advantage of 10 Houston walks and three hit by pitches. The Commodores answered a leadoff homer from the Cougars' Landon Etzel with four runs in the home half following a leadoff free pass.

GOLDEN BOYS

- ★ For a fourth-straight year, multiple Vandy players have been named to the Golden Spikes Award Preseason Watch List.
- ★ **Julian Infante** and **Patrick Raby** are among those featured. The award was first presented in 1978 and is given to an amateur player who best exhibits and combines "exceptional on-field ability and exemplary sportsmanship." The award is considered the most prestigious in amateur baseball.
- ★ Five Commodores have been named finalists for the Golden Spikes Award -- all coming since the 2007 season -- including **David Price**, who took home the honor in 2007. Other finalists include **Pedro Alvarez** (2007), **Tyler Beede** (2013), **Carson Fulmer** (2015) and **Dansby Swanson** (2015).

VANDY PICKED TO FINISH THIRD IN SEC EAST

- ★ Vanderbilt has been picked to finish in the same position according to the league's head coaches.
- ★ Florida was picked as the preseason favorite to win both the East and the SEC with a total of 91 points and 13-of-14 first-place votes. Arkansas was picked to win the West behind 12 first-place votes and a total of 90 points.

EASTERN DIVISION	POINTS	WESTERN DIVISION	POINTS
Florida (13)	91	Arkansas (12)	90
Kentucky (1)	74	Texas A&M (1)	72
Vanderbilt	72	Ole Miss (1)	62
South Carolina	50	LSU	59
Georgia	41	Mississippi State	44
Missouri	32	Auburn	38
Tennessee	25	Alabama	20

A WORLD SERIES KIND OF FEEL

- ★ After playing 10-straight at home to begin the season, Vanderbilt headed west for a seven-game road trip including games at Houston's Minute Maid Park and Los Angeles' Dodger Stadium -- the two sites for the 2017 World Series matchup between the Astros and Dodgers.
- ★ The Commodores took part in the Shriners Hospitals for Children College Classic at Minute Maid last weekend. The three-day, six-team tournament featured local universities squaring off against the SEC. Vandy fell to Sam Houston State on Friday on Louisiana on Saturday before bouncing back with a 9-4 victory against Houston on Sunday night.
- ★ For the fourth-straight year, the Dore head to California, this go-around, visiting Long Beach State on Wednesday, UCLA on Friday and USC on Saturday before facing off against TCU in the Dodger Stadium College Baseball Classic on Sunday.

FORMER PLAYERS JOIN COBRIN'S STAFF

- ★ Last September, head coach Tim Corbin and associate head coach Scott Brown welcomed back former players **Mike Baxter** and **David Macias**. Baxter serves as the Dore's hitting coach and recruiting coordinator while Macias comes on board as Vanderbilt's volunteer assistant coach.
- ★ Baxter joins the Commodores after a 12-year professional career that included playing in the big leagues for four organizations over parts of six seasons. Baxter made his major league debut with the San Diego Padres in 2010, and also played for the New York Mets (2011-13), Los Angeles Dodgers (2014) and Chicago Cubs (2015).
- ★ Macias was previously on Corbin's staff as the team's strength coach in 2014 when the Dore won the national championship and was the volunteer assistant in 2015 when the Dore returned to the College World Series finals. Prior to rejoining Corbin's staff, Macias was with the Seattle Mariners organization as a minor league manager.

D1BASEBALL.COM RECOGNIZES DORES

- ★ Last September, D1Baseball.com recognized Vanderbilt as the **No. 2 program nationally** in the publication's bi-annual top-100 rankings. The list is designed to assess the overall health of programs in the current era with the ultimate goal of identifying "the programs in the best shape right now, with an eye toward the next five to 10 years."
- ★ Below is a list of where Vandy players rank among the publication's top SEC prospects for the 2018 and 2019 MLB Draft.

TOP SEC PROSPECTS, 2018 DRAFT

Ranking	Player	Position
#23	Reid Schaller	RHP
#31	Connor Kaiser	SS
#34	Patrick Raby	RHP
#35	Ethan Paul	2B
#41	Chandler Day	RHP
#50	Julian Infante	1B

TOP SEC PROSPECTS, 2019 DRAFT

Ranking	Player	Position
#9	Jackson Gillis	LHP
#15	Drake Fellows	RHP
#16	Zach King	LHP
#20	JJ Bleday	OF
#35	Pat DeMarco	OF
#36	Philip Clarke	C

CORBIN BECOMES VANDY'S ALL-TIME WINNINGEST COACH

- ★ Head coach **Tim Corbin** became Vanderbilt's all-time winningest coach with a 9-4 win against Houston on Sunday. The 16th-year head coach, who owns a 656-318-1 record, surpassed Roy Mewbourne, who racked up as many wins between 1979-2002. Here is a look back at some of Corbin's milestone victories:

Win #	Score	Location	Date
1	Vanderbilt 4, The Citadel 3	Charleston, S.C.	2/15/03
27^	Vanderbilt 6, Tennessee 5	Nashville, Tenn.	5/18/03
100	Vanderbilt 14, Jacksonville State 5	Nashville, Tenn.	3/29/05
198#	Vanderbilt 4, LSU 1	Nashville, Tenn.	5/17/07
200	Vanderbilt 4, Miami (OH) 3	Tempe, Ariz.	2/24/08
300	Vanderbilt 7, Florida 0	Gainesville, Fla.	4/4/10
400	Vanderbilt 3, Louisville 2	Nashville, Tenn.	5/8/12
459	Vanderbilt 14, Alabama 10	Nashville, Tenn.	5/18/13
500	Vanderbilt 3, Missouri 1	Columbia, Mo.	5/3/14
516\$	Vanderbilt 3, Virginia 2	Omaha, Neb.	6/25/14
600	Vanderbilt 10, Georgia 3	Nashville, Tenn.	4/30/16
656	Vanderbilt 9, Houston 4*	Houston, Texas	3/4/18

^ Vanderbilt clinches sweep vs. Tennessee, first trip to the SEC Tournament since 1996 with walk-off home run

Vanderbilt claims first ever Southeastern Conference regular-season championship

% Vanderbilt sets SEC record with 26th league victory, breaking South Carolina's mark of 25 set in 2000

\$ Vanderbilt captures first College World Series title in winner-take-all victory against Virginia

* Corbin becomes Vanderbilt's all-time winningest coach in finale of Shriners Hospitals for Children College Classic

THE SEC: IT JUST MEANS MORE

- ★ The Southeastern Conference has sent 58 teams to the College World Series since 1990 with Vanderbilt doing its part to represent the league in 2011, 2014 and 2015. The league has now appeared in the College World Series in 32 of the last 33 years including appearances by 18 teams in the last seven years.
- ★ In 2017, the SEC tied its own national record with six teams competing in the NCAA Super Regionals. The Commodores were among the field as part of the NCAA Corvallis Super Regional.
- ★ A total of 11 SEC student-athletes were selected on the first day of the 2017 Major League Baseball Draft including Vandy right-handed pitcher Kyle Wright (1st round/5th overall) and outfielder Jeren Kendall (1st round/23rd overall).

2018 SEC STANDINGS

SEC - EAST	SEC	PCT.	GB	ALL	PCT.
Kentucky	0-0	.000	--	12-1	.923
Florida	0-0	.000	--	12-2	.857
Vanderbilt	0-0	.000	--	10-3	.769
Missouri	0-0	.000	--	10-3	.769
Georgia	0-0	.000	--	8-5	.615
Tennessee	0-0	.000	--	8-5	.615
South Carolina	0-0	.000	--	7-5	.583

SEC - WEST	SEC	PCT.	GB	ALL	PCT.
Auburn	0-0	.000	--	13-0	1.000
Texas A&M	0-0	.000	--	12-1	.923
Ole Miss	0-0	.000	--	11-1	.917
Alabama	0-0	.000	--	10-2	.833
Arkansas	0-0	.000	--	9-3	.750
LSU	0-0	.000	--	9-4	.692
Mississippi State	0-0	.000	--	7-5	.583

SEC MIDWEEK SCHEDULE**(ALL TIMES CENTRAL)****TUESDAY, MARCH 6**

Tennessee 10, James Madison 1	FINAL
Georgia 9, The Citadel 4	FINAL
Kentucky 16, Eastern Kentucky 5	FINAL
South Carolina vs. Appalachian State	CANCELED
UCF 9, Florida 7	FINAL
Auburn 11, UAB 8 (Regions Field)	FINAL
LSU 8, Southern 2	FINAL
Ole Miss 11, Austin Peay 4	FINAL
Mississippi State 9, New Mexico State 1	FINAL
Eastern Illinois at Missouri	CANCELED
Texas A&M 6, Northwestern State 1	FINAL

WEDNESDAY, MARCH 8

James Madison at Tennessee	2:30 p.m.
Northern Kentucky at Kentucky	3 p.m.
Northwestern State at Texas A&M	3 p.m.
UCF at Florida	5 p.m.
Southern Miss at Alabama	6 p.m.
North Carolina A&T at South Carolina	6 p.m.
LSU at Louisiana-Lafayette	6:30 p.m.
Little Rock at Ole Miss	6:30 p.m.
New Mexico State at Mississippi State	6:30 p.m.
Vanderbilt at Long Beach State	8:00 p.m.

2018 QUICK FACTS

GENERAL

Location _____ Nashville, Tenn.
 Founded _____ 1873
 Enrollment _____ 6,871
 Nickname _____ Commodores
 Colors _____ Black and Gold
 Affiliation _____ NCAA Division I
 Conference _____ Southeastern
 Athletic Ticket Office _____ 615.322.3544
 Chancellor _____ Nicholas S. Zeppos
 Director of Athletics _____ David Williams II

TEAM INFORMATION

2017 Overall Record _____ 36-25-1
 _____ Home: 21-11-1 Away: 10-12 Neutral: 5-2
 SEC Record _____ 15-13-1
 _____ Home: 8-5-1 Away: 7-8
 Conference Finish _____ 3rd East, 6th Overall
 Postseason _____ NCAA Corvallis Super Regional
 Final Ranking: _____ 5 Polls 15 (CB), 15 (NCBWA),
 _____ 16 (USA), 18 (BA), 19 (D1)
 Returning Letterwinners _____ 18
 Positional Starters Returning _____ 5
 Starting Pitchers Returning _____ 3
 Other Pitchers Returning _____ 5
 Lettermen Lost _____ 12
 _____ Professional Baseball _____ 8
 Newcomers _____ 16

COACHING STAFF

Head Coach _____ Tim Corbin
 Alma Mater _____ Ohio Wesleyan, 1984
 Career Record _____ 762-456-1 (.625/21st year)
 Record at Vanderbilt _____ 656-318-1 (.673/16th year)
 Assoc. Head Coach _____ Scott Brown
 Alma Mater _____ SUNY-Cortland, 1999
 Assistant Coach _____ Mike Baxter
 Alma Mater _____ Vanderbilt, 2005
 Volunteer Assistant Coach _____ David Macias
 Alma Mater _____ Vanderbilt, 2008

HISTORY

All-Time Record _____ 2,272-1,730-33 (120th year)
 All-Time SEC Record _____ 693-900-10 (71st year)
 SEC Titles _____ 6 (1973, '74, '80, '07, '11, '13)
 SEC Tournament Titles _____ 4 (1973, '74, '80, '07)
 All-time SEC Tournament Record _____ 47-36
 NCAA Tournament Appearances _____ 16
 _____ (1973, '74 '80, '04, '06, '07, '08,
 _____ '09, '10, '11, '12, '13, '14, '15, '16, '17)
 All-time NCAA Tournament Record _____ 54-36
 NCAA Super Regional Appearances _____ 7
 _____ (2004, '10, '11, '13, '14, '15, '17)
 College World Series Appearances _____ 3
 _____ (2011, '14, '15)
 National Champions _____ 1 (2014)

MLB SPRING TRAINING ON DECK

- ★ With Major League Baseball spring training underway in Arizona and Florida, Vanderbilt is expected to once again have a major presence across the big leagues. In total, 15 former Vandy players received spring training invites including the 11 below who made big-league appearances a season ago.

NAME (YEARS AT VU)	MLB TEAM	TIDBT
Pedro Alvarez (2006-08)	Baltimore Orioles	2013 National League All-Star
Walker Buehler (2013-15)	Los Angeles Dodgers	LAD top prospect, called up on Sept. 6, 2017
Ryan Flaherty (2006-08)	Philadelphia Phillies	Signed by PHI this month after six years with Orioles
Sonny Gray (2009-11)	New York Yankees	Made two postseason starts for NYY in 2017
Tony Kemp (2011-13)	Houston Astros	Member of 40-man roster for World Series champions
Mike Minor (2007-09)	Texas Rangers	Signed 3-year, \$28 million deal in offseason
David Price (2005-07)	Boston Red Sox	2012 American League Cy Young Award winner
Dansby Swanson (2013-15)	Atlanta Braves	2017 with Braves: .232, 59 runs, 51 RBIs, 6 HR
Drew VerHagen (2012)	Detroit Tigers	0-3 with 5.77 ERA in 24 appearances in 2017 with DET
Carson Fulmer (2013-15)	Chicago White Sox	3-1, 3.86 ERA after being recalled on Sept. 1, 2017
Jared Miller (2012-14)	Arizona Diamondbacks	Contract selected from Reno Aces on Nov. 20, 2017

DORES IN THE PRO NOTES

- ★ At least one Dore has been drafted every year since 1991 with a total of 100 players signing professional contracts.
 ★ Vanderbilt is one of only two universities in the nation to produce multiple No. 1 picks with David Price (2007) and Dansby Swanson (2015), joining Arizona State (Rick Monday - 1965, Floyd Bannister - 1968, Bob Horner - 1978).
 ★ Under Corbin, Vanderbilt pro alums have earned **over \$62 million dollars** in signing bonuses.
 ★ Since head coach **Tim Corbin** arrived in 2003, every Vanderbilt starting catcher has been selected in the MLB Draft.
 ★ The Dores have had at least one MLB first round selection on the mound every year in the **Tim Corbin** era.
 ★ Eighty-nine pitchers have been selected in the MLB Draft, including 55 during the **Tim Corbin** era (since 2003).

HONORING NO. 41 DONNY EVERETT

- ★ Vanderbilt continues to honor the memory of **Donny Everett**, who tragically passed away in a drowning accident the day before the Commodores opened the 2016 NCAA Nashville Regional.
 ★ The Donny Everett Scholarship was established during the 2016 school year. Everett's memory lives on with the display of No. 41 on the field and with the No. 41 flag among the major league players in right field.
 ★ Everett was the 2015 Tennessee Gatorade Player of the Year and one of the highest-rated players in the nation to attend college. He turned down the Milwaukee Brewers as a 29th round draft pick to join Vanderbilt.

TOUGH TESTS ABUNDANT IN 2018

- ★ Vanderbilt plays 12 teams that reached the 2017 NCAA Tournament for a total of 22 games, including Auburn (3), Florida (3), Houston, Kentucky (3), LSU (3), Long Beach State, Louisville, Mississippi State (3), Sam Houston State, TCU, Tennessee Tech and UCLA. Of the 12 teams, eight reached the NCAA Super Regionals.
 ★ The schedule also includes 18 games against squads that racked up 40-plus victories a season ago:

2018 Opponent	'17 Record	NCAA Round
Florida (3)	52-19	CWS Champions
Houston (1)	42-21	Regional
Kentucky (3)	43-23	Super Regional
Long Beach State (1)	42-20-1	Super Regional
Louisville (1)	53-12	CWS
LSU (3)	52-20	CWS Finals
Mississippi State (3)	40-27	Super Regional
Sam Houston State (1)	44-23	Super Regional
TCU (1)	50-18	CWS
Tennessee Tech (1)	41-21	Regional

VANDY SLATED FOR 12 NATIONAL TV APPEARANCES

- ★ Vanderbilt will not be hard to find this season as the Commodores will be televised nationally 11 times on the ESPN family of networks and once on the PAC-12 Network. Another 28 matchups will be streamed via the SEC Network+.

March 10	at USC	6 p.m.	PAC-12N
March 16	at Mississippi State	6 p.m.	SECN
March 23	LSU	8 p.m.	ESPNU
March 24	LSU	7:30 p.m.	ESPNU
March 25	LSU	12 p.m.	ESPN2
March 31	at Florida	11 a.m.	ESPNU
April 1	at Florida	11 a.m.	SECN
April 5	Georgia	6 p.m.	ESPNU
April 15	Ole Miss	4 p.m.	ESPNU
April 19	at Missouri	7 p.m.	ESPNU
May 1	Louisville	6 p.m.	SECN
May 13	at Tennessee	11 a.m.	SECN

WEDNESDAY PROBABLE STARTER



#39 JAKE EDER

★ Freshman ★ LHP ★ 6-4 ★ 210

★ Ocean Ridge, Fla. ★ Calvary Christian Academy

★ **LAST START:** Feb. 28, 2018 vs. Indiana State - ND, 5.0 IP, 3 H, 4 R, 4 ER, 1 BB, 5 K★ **2018 SEASON:** 1-0, 4.00 ERA, 2 GS, 2 APP, 9.0 IP, 4 H, 4 R, 4 ER, 1 BB, 9 K★ **CAREER:** Same

THOUGHTS FROM HEAD COACH TIM CORBIN

"When you see Jake throw, it doesn't take long to realize he has a bright future on the mound. Maturity, time and investment will dictate his progression through our program. Jake is certainly very serious about what he is doing... when he is training, he is single-minded and very deliberate."

TODAY'S START:

... is making his third collegiate start and third overall appearance

... is searching for his second victory and first on the road

2018 SEASON

... is one of two Vanderbilt freshmen hurlers to make a start this season

... has limited opponents to a .133 batting average in nine innings

... saddled with the no decision against Indiana State on Feb. 28

... allowed three hits and four runs against the Sycamores on Feb. 28

... earned the win in his collegiate debut on Feb. 21 vs. Presbyterian

... held Presbyterian to one hit in four scoreless innings on Feb. 21

HIGH SCHOOL

... lettered three years at Delray Beach Atlantic and one year at Calvary Christian Academy under coach Alan Kunkel

... helped the Eagles to the Class 4A Florida State semifinals as a senior

... helped Eagles to the Florida Class 8A Regional Finals as a junior

... during junior season was named an Under Armour All-American

... was named a MaxPreps Top 50 Junior in the country as a junior



SEASON/CAREER HIGHS

Innings Pitched: _____ 5.0, vs. Indiana State (2/28/18)

Strikeouts: _____ 5, vs. Indiana State (2/28/18)

Hits Allowed: _____ 3, vs. Indiana State (2/28/18)

Walks Allowed: _____ 1, vs. Indiana State (2/28/18)

Runs Allowed: _____ 4, vs. Indiana State (2/28/18)

Pitches: _____ 72, vs. Indiana State (2/28/18)

CAREER STATS

YEAR	ERA	W-L	APP	GS	CG	SHO	SV	IP	H	R	ER	BB	SO	2B	3B	HR	BF	BAvg	WP	HBP	BK	SFA	SHA
2018	4.00	1-0	2	2	0	0/0	0	9.0	4	4	4	1	9	0	0	2	32	.133	0	1	0	0	0
TOTAL	4.00	1-0	2	2	0	0/0	0	9.0	4	4	4	1	9	0	0	2	32	.133	0	1	0	0	0

2018 GAME-BY-GAME STATS

Date	OPPONENT	GS	IP	H	R	ER	BB	SO	2B	3B	HR	WP	BK	HBP	IBB	Final	W-L	SV	ERA	NP
Feb 21	PRESBYTERIAN	*	4.0	1	0	0	0	4	0	0	0	0	0	1	0	15-2	1-0	0	0.00	45
Feb 28	INDIANA STATE	*	5.0	3	4	4	1	5	0	0	2	0	0	0	0	8-5	1-0	0	4.00	72

DORES RANKED TOP 10 PRESEASON ONCE AGAIN

- ★ For an eighth-straight season, Vanderbilt is situated in the Top 10 rankings during the preseason. The Commodores are currently ranked in all six polls including as high as No. 10 by Collegiate Baseball Newspaper.
- ★ The preseason rankings follow the Commodores' fourth NCAA Super Regional appearance in five seasons a year ago. Vandy concluded 2017 ranked as high as No. 15 per Collegiate Baseball Newspaper and the NCBWA.

WHAT'S BACK IN 2018: OFFENSE

- ★ The Dore bring back five position players who started at least 50 percent of the games (31 of 62) for last season's NCAA Super Regional team — **Julian Infante** (62), **JJ Bleday** (48), **Ethan Paul** (52), **Connor Kaiser** (59) and **Stephen Scott** (31). Players **Harrison Ray** (17) and **Alonzo Jones** (25) started at least 10.

Category	'18 Ret.	'17 Total	Pct. Back
Runs Batted In	176	379	46.4%
Doubles	60	114	52.6%
Triples	6	17	35.2%
Home Runs	22	51	43.1%
Hits	299	599	49.9%
At Bats	1158	2141	54.0%
Runs	213	409	52.0%
Stolen bases	17	54	31.4%

WHAT'S BACK IN 2018: PITCHING

- ★ The Commodores bring back seven pitchers with experience from last season. Four pitchers logged starts on the mound in 2017 — **Patrick Raby** (16), **Drake Fellows** (10), **Chandler Day** (12) and **Maddux Conger** (3)

Category	'18 Ret.	'17 Total	Pct. Back
Appearances	116	213	54.4%
Victories	25	36	69.4%
Starts	41	62	66.1%
Strikeouts	307	544	56.4%
Innings Pitched	326.1	558.2	58.4%
Saves	1	12	8.3%

VANDERBILT IN NATIONAL RANKINGS

DATE	BA	NCBWA	CB	USA	D1	PG
PS	18	15	6	10	14	NR
Feb. 19	18	11	6	10	13	23
Feb. 26	18	10	5	10	12	17
Mar. 5	21	14	10	14	15	19
Mar. 12						
Mar. 19						
Mar. 26						
Apr. 2						
Apr. 9						
Apr. 16						
Apr. 23						
Apr. 30						
May 7						
May 14						

NATIONAL POLLS

BA _____ Baseball America
 CB _____ Collegiate Baseball
 NCBWA _____ National Collegiate Baseball Writers Association
 USA _____ USA Today Coaches
 PG _____ Perfect Game
 D1 _____ D1Baseball.com

HIGHEST RANKING THIS SEASON

Poll _____ Date _____ Ranking _____
 Collegiate Baseball _____ Feb. 26 _____ 5

NATIONAL RANKINGS

BASEBALL AMERICA (March 5)	COLLEGIATE BASEBALL (March 5)	NCBWA (March 5)	USA TODAY COACHES (March 5)	PERFECT GAME (March 5)	D1BASEBALL (March 5)
1. Florida	1. Oregon State	1. Florida	1. Florida	1. Florida	1. Florida
2. Oregon State	2. Florida	2. Oregon State	2. Oregon State	2. Oregon State	2. Oregon State
3. Florida State	3. Florida State	3. Texas Tech	3. Texas Tech	3. Texas Tech	3. Texas Tech
4. Stanford	4. Texas Tech	4. Florida State	4. Florida State	4. TCU	4. Florida State
5. Texas Tech	5. Kentucky	5. Kentucky	5. Stanford	5. Florida State	5. Arkansas
6. Arkansas	6. Clemson	6. Stanford	6. Kentucky	6. Kentucky	6. Kentucky
7. TCU	7. Stanford	7. TCU	7. Arkansas	7. Stanford	7. Stanford
8. Kentucky	8. Louisville	8. Texas A&M	8. Texas A&M	8. Ole Miss	8. TCU
9. Texas A&M	9. Auburn	9. Ole Miss	9. Ole Miss	9. Arkansas	9. Ole Miss
10. Clemson	10. Vanderbilt	10. Arkansas	10. Louisville	10. NC State	10. Texas A&M
11. UCLA	11. UCLA	11. UCLA	11. Clemson	11. Louisville	11. UCLA
12. Ole Miss	12. Indiana	12. Louisville	12. TCU	12. Texas A&M	12. Clemson
13. North Carolina	13. LSU	13. Clemson	13. UCLA	13. UCLA	13. Louisville
14. Virginia	14. TCU	14. Vanderbilt	14. Vanderbilt	14. LSU	14. Indiana
15. Southern Miss	15. Arkansas	15. Indiana	15. Auburn	15. Indiana	15. Vanderbilt
16. LSU	16. Texas A&M	16. Southern Miss	16. Southern Miss	16. Clemson	16. Southern Miss
17. Texas	17. NC State	17. Auburn	17. Indiana	17. Southern Miss	17. Virginia
18. Indiana	18. Stetson	18. Virginia	18. LSU	18. Auburn	18. Auburn
19. Louisville	19. Ole Miss	19. LSU	19. Virginia	19. Vanderbilt	19. East Carolina
20. Auburn	20. St. John's	20. Texas	20. Texas	20. North Carolina	20. North Carolina
21. Vanderbilt	21. Coastal Carolina	21. North Carolina	21. North Carolina	21. Texas	21. Mississippi State
22. St. John's	22. Wichita State	22. East Carolina	22. NC State	22. Duke	22. LSU
23. UCF	23. UNLV	23. NC State	23. East Carolina	23. St. John's	23. Texas
24. Coastal Carolina	24. Southern Miss	24. St. John's	24. Coastal Carolina	24. Sam Houston State	24. Coastal Carolina
25. San Diego State	25. Illinois	25. Dallas Baptist	25. St. John's	25. Oklahoma	25. Dallas Baptist
	26. Dallas Baptist	26. Mississippi State			
	27. Virginia	27. South Alabama			
	28. Texas	28. Coastal Carolina			
	29. Missouri State	29. UCF			
	30. Georgia Tech	30. Arkansas State			



HAWKINS FIELD

TOP-10 ATTENDANCE MARKS - SINGLE GAME

	Attendance	Opponent	Date
1.	3,700	Tennessee	May 16, 2009
		Tennessee	May 15, 2009
		Florida	April 4, 2009
4.	3,693	Arkansas	May 22, 2010
5.	3,645	Tennessee	April 29, 2011
6.	3,626	24 games - most recent listed	
		Florida	April 15, 2017
		Florida	April 14, 2017
		Auburn	May 21, 2016
		Kentucky	April 17, 2016
		Kentucky	April 16, 2016
		South Carolina	April 2, 2016

TOP 3-GAME SERIES ATTENDANCE

	Attendance	Opponent	Dates
1.	10,878	Florida	May 7-9, 2015
		Stanford*	June 6-8, 2014
3.	10,661	Tennessee	March 27-29, 2015
4.	10,640	Kentucky	April 15-17, 2016
5.	10,636	South Carolina	March 31-April 2, 2016
6.	10,582	Mississippi State	March 18-20, 2016
7.	10,528	Georgia	April 29-May 1, 2016
8.	10,400	Florida	April 13-15, 2017
9.	10,338	Tennessee	May 14-16, 2009
10.	10,277	Ole Miss	April 9-11, 2015

^ - NCAA Regional * - NCAA Super Regional

HAWKINS FIELD FACTS

- ★ Officially dedicated April 27, 2002
- ★ Capacity (3,626) – 2,200 chairback seats; 1,426 bleacher seats
- ★ Dimensions: LF-310; CF-400; RF-330; Alleys-375
- ★ Since 2007 Vanderbilt is 314-90-1 (.776) at Hawkins Field.
- ★ There have been 110 total sellouts in the stadium's history.
- ★ .738 all-time VU winning percentage (422-149-1) at The Hawk.

YEARLY ATTENDANCE - NCAA RANKINGS

YEAR	DATES	TOTAL	RANK	AVERAGE
2014	40	112,426	23rd	2,811
2015	32	91,144	21st	2,848
2016	36	110,239	17th	3,062
2017	33	92,286	24th	2,797

MISCELLANEOUS RECORDS

- ★ Most Wins in a Season _____ 34 (2007, 2013)
- ★ Longest Win Streak _____ 15 games (2/18-3/16/07)
- ★ Longest Game (Time) _____ 5:33 vs. Louisville (5/11/10)
- ★ Longest Game (Innings) _____ 17.0 vs. Louisville (5/11/10)

A BRIEF RUN DOWN: HAWKINS FIELD

Hawkins Field serves as the home of the Vanderbilt Commodores and with recently completed facilities it stands as one of the top college baseball parks in the country. Now in its 16th season of existence, greets fans with chairback seats close to the field of play with bleacher seating in the outfield.

Nestled alongside Vanderbilt Stadium and Memorial Gymnasium on the west end of campus, the ballpark was constructed as the Commodores' first baseball-only facility in school history. It was built near the exact location of McGugin Field, which served as baseball's home field for 76 years and part-time football practice field.



THE TIM CORBIN FILE

Personal

Tim Carter Corbin

Born: Aug. 5, 1961, at Wolfeboro, N.H.

Hometown: Wolfeboro, N.H.

Family: Maggie (wife), daughters Molly and Hannah

Education

Ohio Wesleyan

Master of Arts in Athletic Administration, 1986

Bachelor of Arts in Physical Education, 1984

Playing Experience

Ohio Wesleyan

Four-year letterman as an infielder and catcher

Coaching Experience

Vanderbilt Commodores

Head Coach (2003-present)

656-318-1 record (.673)

Highest winning % all-time among VU coaches

All-time winning coach in program history

2014 College World Series Champions

2014 national coach of the year

2015 College World Series Runner-Up

Three CWS Appearances (2011, 2014, 2015)

12-Straight NCAA Tournament appearances

Record-setting 26 SEC wins in 2013

55 pitchers taken in MLB Draft during Corbin era

15 First-Round MLB Draft picks in Corbin era

D1Baseball.com's No. 1 program in 2015

D1Baseball.com's No. 2 program in 2017

2007 SEC regular season and tournament champs

Three SEC regular season titles (2007, 2011, 2013)

Clemson Tigers

Associate Head Coach (2001-02)

Assistant Head Coach (1998-01)

Assistant Coach (1994-98)

Fourth-winningest program nationally from 1994-02

Nine NCAA Tournament appearances

Four CWS appearances (1995, 1996, 2000, 2002)

Recruited nine-straight top-25 Classes

20 players earned All-America status

Presbyterian Blue Hose

Head Coach (1988-93)

Led restart of dormant program

Led transition from NAIA to NCAA Division II

106-138 overall record

Wofford

Assistant Coach (1987)

Ohio State Buckeyes

Graduate Assistant Coach (1985-86)



In 15 seasons at Vanderbilt, Tim Corbin has transformed Vanderbilt into one of the national powers of college baseball and taken the program to unprecedented success winning the school's first-ever men's national title in 2014.

Corbin's overall record of 656-318-1 (.673) became Vandy's all-time winningest coach on March 4 and first in terms of win percentage for coaches with 100 games or more.

Under Corbin, Vanderbilt boasts the Southeastern Conference's longest streak of consecutive NCAA Tournament appearances at 12. The Does have advanced to a Super Regional in four of the last five years.

In 2015, Vanderbilt returned to the College World Series for the third time in five years with team's fourth 50-win season in the last four making it back to the CWS Finals before losing in three games to Virginia. The Does captured the SEC East with a 20-10 mark.

The 2014 Commodores topped Virginia in the College World Series finals in three games to claim the title in just the Does' second trip to Omaha. For the third time in four years Vandy hosted NCAA Regionals and Super Regionals, topping Oregon in the Regional final and Stanford in the Super Regionals.

Vanderbilt's 2013 team was one for the ages as the Commodores matched the school record with a 54-12 record and smashed the SEC record with a 26-3 mark to win the league title.

Year	Overall	Conf.	Place	Home	Road	Neutral	SEC Tourn	NCAA
2003	27-28	14-16	T-6th	19-10	6-14	2-4	0-2	--
2004	45-19	16-14	7th	28-5	11-11	6-3	3-1	3-2
2005	34-21	13-17	8th	23-12	11-9	0-0	--	--
2006	38-27	16-14	6th	23-12	10-11	5-4	3-2	2-2
2007	54-13	22-8	1st	34-4	12-8	8-1	5-1	3-2
2008	41-22	15-14	T-4th	22-9	12-9	7-4	3-2	1-2
2009	37-27	12-17	8th	22-11	10-14	5-3	3-1	3-2
2010	46-20	16-12	5th	27-6	13-11	6-3	1-2	5-3
2011	54-12	22-8	T-1st	33-4	16-5	5-3	3-1	7-2
2012	35-28	16-14	T-5th	22-12	7-13	6-3	5-1	2-2
2013	54-12	26-3	1st	34-7	17-3	3-2	3-2	3-3
2014	51-21	17-13	6th	31-10	13-7	7-4	1-2	10-3
2015	51-21	20-10	2nd	28-8	15-7	8-6	3-2	9-2
2016	43-19	18-12	6th	31-7	9-10	3-2	2-2	0-2
2017	36-25-1	15-13-1	6th	21-11-1	10-12	5-2	0-1	3-3
2018	10-3	--	--	9-1	--	1-2	--	--
Career	656-318-1	258-185-1	--	386-118-1	172-144	77-46	35-22	51-30

ASSISTANT COACHES



SCOTT BROWN
Assoc. Head Coach



MIKE BAXTER
Assistant Coach



DAVID MACIAS
Volunteer Assistant

2018 INDIVIDUAL STATISTICS

9 ★ Garrett Blaylock ★ Freshman

IF ★ T.C. Roberson HS ★ Asheville, N.C.

HITTING CAREER HIGHS

Hits: _____ 1, 3x (last vs. Austin Peay (2/27/18))
 Runs: _____ 2, vs. Presbyterian (2/21/18)
 RBI: _____ 2, vs. UMass-Lowell (2/23/18)
 Walks: _____
 HRs: _____
 Strikeouts: _____ 1, vs. Austin Peay (2/27/18)
 Stolen Bases: _____

GAME-BY-GAME STATS

DATE	OPP.	GS	AB	R	H	RBI	2B	3B	HR	BB	K	SB	CS	E	Avg.
2/18	DUKE		0	0	0	0	0	0	0	0	0	0	0	0	.000
2/20	PRESBY		0	0	0	0	0	0	0	0	0	0	0	0	.000
2/21	PRESBY		2	2	1	1	1	0	0	0	0	0	0	0	.500
2/23	UML		1	1	1	2	0	0	0	0	0	0	0	0	.667
2/24	UML		0	0	0	0	0	0	0	0	0	0	0	0	.667
2/25	UML		1	0	0	0	0	0	0	0	0	0	0	0	.500
2/27	APSU		2	0	1	1	0	0	0	0	1	0	0	0	.500
Totals		0	6	3	3	4	1	0	0	0	1	0	0	0	.500

51 ★ JJ Bleday ★ Sophomore

OF ★ A. Crawford Mosley HS ★ Panama City Beach, Fla.

HITTING CAREER HIGHS

Hits: _____ 3, 3x, at Clemson (6/5/17)
 Runs: _____ 2, 4x, last at Clemson (6/5/17)
 RBI: _____ 3, 3x, last vs. St. Mary's (3/10/17)
 Walks: _____ 3, at San Diego (2/17/17)
 HRs: _____ 1, 5x, last vs. Houston (3/4/18)
 Strikeouts: _____ 2, 4x, last vs. CSUN (3/4/17)
 Stolen Bases: _____

GAME-BY-GAME STATS

DATE	OPP.	GS	AB	R	H	RBI	2B	3B	HR	BB	K	SB	CS	E	Avg.
2/16	DUKE	*	4	0	2	0	1	0	0	0	0	0	0	0	.500
2/17	DUKE	*	2	0	1	0	0	0	0	0	1	0	0	0	.500
2/20	PRESBY		2	1	1	0	0	0	0	0	1	0	0	0	.500
2/21	PRESBY	*	2	0	0	0	0	0	0	1	0	0	0	0	.400
2/23	UML		2	1	2	1	0	0	1	0	0	0	0	0	.500
2/24	UML	*	3	1	0	0	0	0	0	1	1	0	0	0	.400
2/25	UML	*	3	1	1	0	0	0	0	1	0	0	0	0	.389
2/27	APSU		1	1	1	1	0	0	1	0	0	0	0	0	.421
2/28	ISU	*	3	1	1	0	0	0	0	0	1	0	0	0	.409
4/02	vs. SHSU	*	4	1	2	0	0	0	0	0	1	0	0	0	.423
4/03	vs. ULL	*	4	0	0	0	0	0	0	0	1	0	0	0	.367
3/04	vs. UH	*	4	1	2	2	0	0	1	1	1	0	0	0	.382
Totals		9	34	8	13	4	1	0	3	4	7	0	0	0	.382

40 ★ Aaron Brown ★ Freshman

RHP ★ Mt. Juliet HS ★ Mt. Juliet, Tenn.

PITCHING CAREER HIGHS

Innings Pitched: _____ 2.0, vs. Indiana State (2/28/18)
 Strikeouts: _____ 1, 3x, last vs. Indiana State (2/28/18)
 Hits Allowed: _____ 3, vs. Presbyterian (2/21/18)
 Walks Allowed: _____ 1, vs. Indiana State (2/28/18)
 Runs Allowed: _____ 2, vs. Presbyterian (2/21/18)

GAME-BY-GAME STATS

DATE	OPP.	GS	IP	H	R	ER	BB	SO	WP	HBP	W-L	SV	ERA
2/16	DUKE		1.0	1	0	0	0	1	0	0	0-0	0	0.00
2/21	PRESBY		1.0	3	2	1	0	1	0	0	0-0	0	4.50
2/28	ISU		2.0	1	0	0	1	1	0	1	1-0	0	2.25
Totals		0	4.0	5	2	1	1	3	0	1	1-0	0	2.25

21 ★ Tyler Brown ★ Freshman

RHP ★ Olentangy Orange HS ★ Ashland, Ohio

PITCHING CAREER HIGHS

Innings Pitched: _____ 4.0, vs. UMass-Lowell (2/25/18)
 Strikeouts: _____ 6, vs. UMass-Lowell (2/25/18)
 Hits Allowed: _____ 2, 2x, last vs. Sam Houston State (3/2/18)
 Walks Allowed: _____
 Runs Allowed: _____ 2, 2x, last vs. Sam Houston State (3/2/18)

GAME-BY-GAME STATS

DATE	OPP.	GS	IP	H	R	ER	BB	SO	WP	HBP	W-L	SV	ERA
2/17	DUKE		3.0	2	2	2	0	5	0	0	0-0	0	6.00
2/25	UML		4.0	1	0	0	0	6	0	0	1-0	0	2.57
3/02	vs. SHSU		1.0	2	2	2	0	0	0	0	1-1	0	4.70
3/04	vs. UH		1.0	1	0	0	0	1	0	0	1-1	0	4.15
Totals		0	8.0	6	4	4	0	12	0	0	1-1	0	4.15

5 ★ Philip Clarke ★ Freshman

C ★ Christ Presbyterian Academy ★ Franklin, Tenn.

HITTING CAREER HIGHS

Hits: _____ 2, 3x, last vs. Austin Peay (2/27/18)
 Runs: _____ 2, vs. UMass-Lowell (2/25/18)
 RBI: _____ 3, 3x, last vs. Presbyterian (2/2/18)
 Walks: _____ 4, vs. UMass-Lowell (2/23/18)
 HRs: _____ 1, vs. Presbyterian (2/21/18)
 Strikeouts: _____ 2, vs. UMass-Lowell (2/24/18)
 Stolen Bases: _____ 2, vs. UMass-Lowell (2/25/18)

GAME-BY-GAME STATS

DATE	OPP.	GS	AB	R	H	RBI	2B	3B	HR	BB	K	SB	CS	E	Avg.
2/16	DUKE		5	0	2	3	0	0	0	0	0	0	0	0	.400
2/17	DUKE	*	4	0	1	0	0	0	0	0	1	0	0	0	.333
2/18	DUKE		4	0	1	3	0	0	0	0	1	0	0	0	.308
2/21	PRESBY	*	3	1	1	3	0	0	1	1	0	0	0	0	.312
2/23	UML		1	0	1	1	0	0	0	4	0	0	0	0	.353
2/24	UML	*	3	0	0	0	0	0	0	1	2	0	0	0	.300
2/25	UML		3	2	2	1	0	0	0	2	0	2	0	0	.348
2/27	APSU		4	1	2	0	0	0	0	1	1	1	0	0	.370
2/28	ISU	*	3	0	0	1	0	0	0	0	0	0	0	0	.333
3/03	vs. ULL	*	4	0	0	0	0	0	0	0	0	0	0	0	.294
3/04	vs. UH		3	0	1	0	0	0	0	2	2	0	0	0	.297
Totals		5	37	4	11	12	0	0	0	11	7	3	0	0	.297

2018 INDIVIDUAL STATISTICS

42 ★ Maddux Conger ★ Junior

RHP ★ Stephenville HS ★ Stephenville, Texas

PITCHING CAREER HIGHS

Innings Pitched: _____ 5.0, vs. Presbyterian (2/20/18)
 Strikeouts: _____ 6, vs. Evansville (2/22/17)
 Hits Allowed: _____ 7, vs. Southeastern La. (2/28/17)
 Walks Allowed: _____ 5, 2x (last vs. Austin Peay (2/27/18))
 Runs Allowed: _____ 5, 2x (last vs. Austin Peay (2/27/18))

GAME-BY-GAME STATS

DATE	OPP.	GS	IP	H	R	ER	BB	SO	WP	HBP	W-L	SV	ERA
2/20	PRESBY	*	5.0	3	0	0	2	5	0	1	1-0	0	0.00
2/27	APSU		4.0	3	5	1	5	3	3	0	1-0	0	1.00
Totals		1	9.0	6	5	1	7	8	3	0	1-0	0	1.00

3 ★ Cooper Davis ★ Freshman

OF ★ St. Aloysius Gonzaga HS ★ Mississauga, Ontario

HITTING CAREER HIGHS

Hits: _____ 1, vs. Presbyterian (2/21/18)
 Runs: _____ 1, 2x, last vs. UMass-Lowell (2/24/18)
 RBI: _____ 1, 2x, last vs. UMass-Lowell (2/24/18)
 Walks: _____ 1, vs. UMass-Lowell (2/23/18)
 HRs: _____
 Strikeouts: _____
 Stolen Bases: _____

GAME-BY-GAME STATS

DATE	OPP.	GS	AB	R	H	RBI	2B	3B	HR	BB	K	SB	CS	E	Avg.
2/21	PRESBY		2	1	1	1	0	0	0	0	0	0	0	0	.500
2/23	UML		0	0	0	1	0	0	0	1	0	0	0	0	.500
2/24	UML		0	1	0	0	0	0	0	0	0	0	0	0	.500
2/27	UML		1	0	0	0	0	0	0	0	0	0	0	0	.333
Totals		0	3	2	1	2	0	0	0	1	0	0	0	0	.333

27 ★ Chandler Day ★ Junior

RHP ★ Watkins Memorial HS ★ Granville, Ohio

PITCHING CAREER HIGHS

Innings Pitched: _____ 9.0, vs. Lipscomb (3/28/17)
 Strikeouts: _____ 10, vs. UT Martin (4/4/17)
 Hits Allowed: _____ 8, vs. LSU (4/7/16)
 Walks Allowed: _____ 5, vs. Lipscomb (3/28/17)
 Runs Allowed: _____ 6, at Middle Tennessee (3/22/16)

GAME-BY-GAME STATS

DATE	OPP.	GS	IP	H	R	ER	BB	SO	WP	HBP	W-L	SV	ERA
2/18	DUKE	*	4.0	3	1	1	2	6	0	1	0-0	0	2.25
2/25	UML	*	5.0	3	2	2	1	6	0	1	0-0	0	3.00
3/04	vs. UH	*	3.0	5	2	2	0	1	2	0	0-0	0	3.75
Totals		3	12.0	11	5	5	3	13	2	2	0-0	0	3.75

18 ★ Pat DeMarco ★ Freshman

OF ★ Winder-Barrow HS ★ Staten Island, N.Y.

HITTING CAREER HIGHS

Hits: _____ 3, 3x (last vs. Presbyterian (2/20/18))
 Runs: _____ 3, vs. Austin Peay (2/27/18)
 RBI: _____ 4, vs. Houston (3/4/18)
 Walks: _____ 2, vs. Austin Peay (2/27/18)
 HRs: _____ 1, vs. Indiana State (2/28/18)
 Strikeouts: _____ 2, vs. Indiana State (2/28/18)
 Stolen Bases: _____ 1, 4x, last vs. Austin Peay (2/27/18)

GAME-BY-GAME STATS

DATE	OPP.	GS	AB	R	H	RBI	2B	3B	HR	BB	K	SB	CS	E	Avg.
2/16	DUKE	*	4	2	3	0	1	0	0	1	1	1	0	0	.750
2/17	DUKE	*	5	1	2	1	0	0	0	0	1	0	0	0	.556
2/18	DUKE	*	4	2	3	0	0	0	0	0	0	0	0	0	.615
2/20	PRESBY	*	4	2	3	2	2	0	0	0	0	0	0	0	.647
2/21	PRESBY	*	4	0	1	1	1	0	0	0	0	0	0	0	.571
2/23	UML	*	3	0	0	0	0	0	0	1	1	0	0	0	.500
2/24	UML	*	5	1	2	0	0	0	0	0	2	1	0	0	.483
2/25	UML	*	3	0	1	0	0	0	0	1	1	1	0	0	.469
2/27	APSU	*	3	3	2	2	1	0	0	2	0	1	0	0	.486
2/28	ISU	*	4	1	2	2	1	0	1	0	2	0	0	0	.487
3/02	vs. SHSU	*	4	0	0	0	0	0	0	0	1	0	0	0	.442
3/03	vs. ULL	*	4	0	1	0	0	0	0	0	0	0	0	0	.426
3/04	vs. UH	*	5	1	2	4	1	0	0	0	0	0	0	0	.423
Totals		13	52	13	22	12	7	0	1	5	9	4	0	0	.423

20 ★ Ty Duvall ★ Sophomore

C ★ Lebanon HS ★ Lebanon, Ohio

HITTING CAREER HIGHS

Hits: _____ 3, vs. Western Kentucky (3/14/17)
 Runs: _____ 1, 6x, last vs. UMass-Lowell (2/23/18)
 RBI: _____ 2, 2x (last vs. UT Martin (4/4/17))
 Walks: _____ 2, vs. UMass-Lowell (2/23/18)
 HRs: _____
 Strikeouts: _____ 2, vs. Austin Peay (2/27/18)
 Stolen Bases: _____

GAME-BY-GAME STATS

DATE	OPP.	GS	AB	R	H	RBI	2B	3B	HR	BB	K	SB	CS	E	Avg.
2/16	DUKE		0	0	0	0	0	0	0	0	0	0	0	0	.000
2/21	PRESBY		1	1	0	0	0	0	0	1	0	0	0	0	.000
2/23	UML		0	1	0	0	0	0	0	2	0	0	0	0	.000
2/24	UML		0	0	0	0	0	0	0	0	0	0	0	0	.000
2/27	APSU		2	0	0	0	0	0	0	0	2	0	0	0	.000
Totals		0	3	2	0	0	0	0	0	3	2	0	0	0	.000

2018 INDIVIDUAL STATISTICS

39 ★ Jake Eder ★ Freshman

LHP ★ Calvary Christian Academy ★ Ocean Ridge, Fla.

PITCHING CAREER HIGHS

Innings Pitched: _____ 5.0, vs. Indiana State (2/28/18)
 Strikeouts: _____ 5, vs. Indiana State (2/28/18)
 Hits Allowed: _____ 3, vs. Indiana State (2/28/18)
 Walks Allowed: _____ 1, vs. Indiana State (2/28/18)
 Runs Allowed: _____ 4, vs. Indiana State (2/28/18)

GAME-BY-GAME STATS

DATE	OPP.	GS	IP	H	R	ER	BB	SO	WP	HBP	W-L	SV	ERA
2/21	PRESBY	*	4.0	1	0	0	0	4	0	1	1-0	0	0.00
2/28	ISU	*	5.0	3	4	4	1	5	0	0	1-0	0	4.00
Totals		2	9.0	4	4	4	1	9	0	1	1-0	0	4.00

66 ★ Drake Fellows ★ Sophomore

RHP ★ Joliet Catholic Academy ★ Plainfield, Ill.

PITCHING CAREER HIGHS

Innings Pitched: _____ 8.0, vs. St. Mary's (3/12/17)
 Strikeouts: _____ 10, vs. Alabama (5/20/17)
 Hits Allowed: _____ 8, vs. CSUN (3/5/17)
 Walks Allowed: _____ 4, vs. Duke (2/16/18)
 Runs Allowed: _____ 6, vs. Florida (4/15/17)

GAME-BY-GAME STATS

DATE	OPP.	GS	IP	H	R	ER	BB	SO	WP	HBP	W-L	SV	ERA
2/16	DUKE	*	4.1	1	1	1	4	4	0	2	0-0	0	2.08
2/23	UML	*	5.0	2	0	0	1	8	0	0	1-0	0	0.96
3/02	vs. SHSU	*	6.0	5	2	2	1	8	0	1	0-0	0	1.76
Totals		3	15.1	8	3	3	6	20	0	2	1-0	0	1.76

13 ★ Kiambu Fentress ★ Redshirt Sophomore

OF ★ Ensworth HS ★ Nashville, Tenn.

HITTING CAREER HIGHS

Hits: _____ 1, at Middle Tennessee (4/18/17)
 Runs: _____
 RBI: _____ 1, vs. Austin Peay (2/27/18)
 Walks: _____
 HRs: _____
 Strikeouts: _____ 1, 2x, last vs. UMass-Lowell (2/23/18)
 Stolen Bases: _____

GAME-BY-GAME STATS

DATE	OPP.	GS	AB	R	H	RBI	2B	3B	HR	BB	K	SB	CS	E	Avg.
2/18	DUKE		0	0	0	0	0	0	0	0	0	0	0	0	.000
2/20	PRESBY		0	0	0	0	0	0	0	0	0	0	0	0	.000
2/21	PRESBY		2	0	0	0	0	0	0	0	1	0	0	0	.000
2/23	UML		1	0	0	0	0	0	0	0	1	0	0	0	.000
2/24	UML		1	0	0	0	0	0	0	0	0	0	0	0	.000
2/25	UML		0	0	0	0	0	0	0	0	0	0	0	0	.000
2/27	APSU		1	0	0	1	0	0	0	0	0	0	0	0	.000
Totals		0	5	0	0	1	0	0	0	0	2	0	0	0	.000

32 ★ Hugh Fisher ★ Freshman

LHP ★ Briarcrest Christian HS ★ Eads, Tenn.

PITCHING CAREER HIGHS

Innings Pitched: _____ 2.0, vs. Presbyterian (2/20/18)
 Strikeouts: _____
 Hits Allowed: _____
 Walks Allowed: _____
 Runs Allowed: _____

GAME-BY-GAME STATS

DATE	OPP.	GS	IP	H	R	ER	BB	SO	WP	HBP	W-L	SV	ERA
2/20	PRESBY		2.0	0	0	0	0	0	0	0	0-0	0	0.00
3/03	vs. ULL		0.0	0	0	0	0	0	0	1	0-0	0	0.00
Totals		0	2.0	0	0	0	0	0	0	1	0-0	0	0.00

49 ★ AJ Franklin ★ Redshirt Sophomore

LHP ★ Wilson Central HS ★ Lebanon, Tenn.

PITCHING CAREER HIGHS

Innings Pitched: _____ 1.0, vs. UMass-Lowell (2/23/18)
 Strikeouts: _____
 Hits Allowed: _____
 Walks Allowed: _____ 1, vs. UMass-Lowell (2/23/18)
 Runs Allowed: _____

GAME-BY-GAME STATS

DATE	OPP.	GS	IP	H	R	ER	BB	SO	WP	HBP	W-L	SV	ERA
2/21	PRESBY		0.2	0	0	0	0	0	0	0	0-0	0	0.00
2/23	UML		1.0	0	0	0	1	0	0	1	0-0	0	0.00
Totals		0	1.2	0	0	0	1	0	0	1	0-0	0	0.00

35 ★ Jackson Gillis ★ Sophomore

LHP ★ Wilmington HS ★ Wilmington, Mass.

PITCHING CAREER HIGHS

Innings Pitched: _____ 3.2, vs. Duke (2/16/18)
 Strikeouts: _____ 5, vs. UMass-Lowell (2/24/18)
 Hits Allowed: _____ 3, vs. UMass-Lowell (2/24/18)
 Walks Allowed: _____ 3, 2x, last vs. Sam Houston State (3/2/18)
 Runs Allowed: _____

GAME-BY-GAME STATS

DATE	OPP.	GS	IP	H	R	ER	BB	SO	WP	HBP	W-L	SV	ERA
2/16	DUKE		3.2	1	0	0	1	4	0	2	1-0	0	0.00
2/24	UML		3.1	3	1	1	1	5	1	0	0-0	0	1.29
3/02	vs. SHSU		2.2	2	3	3	2	4	0	0	2-0	0	3.72
Totals		0	9.2	6	4	4	4	13	1	2	2-0	0	3.72

2018 INDIVIDUAL STATISTICS

99 ★ Jayson Gonzalez ★ Freshman

IF ★ Bishop Amat HS ★ Covina, Calif.

HITTING CAREER HIGHS

Hits: _____ 4, 2x, last vs. Austin Peay (2/27/18)
 Runs: _____ 2, 2x, last vs. Houston (3/4/18)
 RBI: _____ 5, vs. UMass-Lowell (2/24/18)
 Walks: _____ 1, 5x, last vs. Houston (3/4/18)
 HRs: _____ 2, vs. UMass-Lowell (2/24/18)
 Strikeouts: _____ 3, vs. Houston (3/4/18)
 Stolen Bases: _____ 1, vs. Houston (3/4/18)

GAME-BY-GAME STATS

DATE	OPP.	GS	AB	R	H	RBI	2B	3B	HR	BB	K	SB	CS	E	Avg.
2/16	DUKE	*	4	0	1	1	0	0	0	1	0	0	0	1	.250
2/17	DUKE	*	3	0	0	0	0	0	0	0	1	0	0	0	.143
2/18	DUKE	*	4	0	2	0	0	0	0	0	1	0	0	0	.273
2/20	PRESBY	*	4	0	1	0	0	0	0	0	2	0	0	0	.267
2/21	PRESBY	*	3	0	0	0	0	0	0	0	1	0	0	0	.222
2/23	UML	*	3	1	0	0	0	0	0	1	2	0	0	0	.190
2/24	UML	*	5	2	4	5	1	0	2	0	1	0	0	0	.308
2/25	UML	*	3	1	1	1	0	0	0	1	1	0	0	0	.310
2/27	APSU	*	4	1	4	4	1	0	0	0	0	0	0	1	.394
2/28	ISU	*	4	0	0	0	0	0	0	0	1	0	0	0	.351
3/02	vs. SHSU	*	3	1	0	0	0	0	0	1	2	0	0	0	.325
3/03	vs. ULL	*	4	0	1	0	0	0	0	0	1	0	0	0	.318
3/04	vs. UH	*	4	2	1	0	0	0	0	1	3	1	0	0	.312
Totals			13	48	8	15	11	2	0	2	5	16	1	0	.312

17 ★ Walker Grisanti ★ Junior

OF ★ Christian Brothers HS ★ Collierville, Tenn.

HITTING CAREER HIGHS

Hits: _____ 2, 4x, last at South Carolina (4/6/17)
 Runs: _____ 3, vs. Xavier (3/12/16)
 RBI: _____ 3, 2x, last vs. Austin Peay (2/27/18)
 Walks: _____ 2, 2x, last vs. Houston (3/4/18)
 HRs: _____ 1, 2x, last vs. Austin Peay (2/27/18)
 Strikeouts: _____ 3, vs. San Diego (2/16/17)
 Stolen Bases: _____

GAME-BY-GAME STATS

DATE	OPP.	GS	AB	R	H	RBI	2B	3B	HR	BB	K	SB	CS	E	Avg.
2/17	DUKE		1	0	0	0	0	0	0	0	1	0	0	0	.000
2/21	PRESBY		1	2	1	0	0	0	0	1	0	0	0	0	.500
2/23	UML		1	1	1	1	1	0	0	0	0	0	0	0	.667
2/24	UML		0	1	0	0	0	0	0	1	0	0	0	0	.667
2/25	UML		0	0	0	0	0	0	0	1	0	0	0	0	.667
2/27	APSU	*	3	1	1	3	0	0	1	1	1	0	0	0	.500
3/02	vs. SHSU		1	1	1	0	0	0	0	0	0	0	0	0	.571
3/03	vs. ULL	*	3	0	0	0	0	0	0	1	1	0	0	0	.400
3/04	vs. UH	*	2	2	0	0	0	0	0	2	0	0	0	0	.333
Totals			3	12	8	4	4	1	0	1	7	3	0	0	.333

44 ★ Mason Hickman ★ Freshman

RHP ★ Pope John Paul II HS ★ Hendersonville, Tenn.

PITCHING CAREER HIGHS

Innings Pitched: _____ 5.0, vs. Duke (2/18/18)
 Strikeouts: _____ 7, vs. Duke (2/18/18)
 Hits Allowed: _____ 5, vs. Houston (3/4/18)
 Walks Allowed: _____ 3, vs. Austin Peay (2/27/18)
 Runs Allowed: _____ 2, vs. Houston (3/4/18)

GAME-BY-GAME STATS

DATE	OPP.	GS	IP	H	R	ER	BB	SO	WP	HBP	W-L	SV	ERA
2/18	DUKE		5.0	3	0	0	2	7	1	0	1-0	0	0.00
2/27	APSU	*	4.0	2	1	1	3	2	0	0	2-0	0	1.00
3/04	vs. UH		4.0	5	2	2	0	5	0	0	3-0	0	2.08
Totals		1	13.0	10	3	3	5	14	1	0	3-0	0	2.08

22 ★ Julian Infante ★ Junior

IF ★ Westminster Christian HS ★ Miami, Fla.

HITTING CAREER HIGHS

Hits: _____ 4, vs. Belmont (3/22/17)
 Runs: _____ 4, vs. Belmont (3/22/17)
 RBI: _____ 7, vs. Missouri (5/7/17)
 Walks: _____ 3, vs. St. Mary's (3/12/17)
 HRs: _____ 1, 17x, last at Arkansas (5/14/17)
 Strikeouts: _____ 4, 2x, last vs. UMass-Lowell (2/23/18)
 Stolen Bases: _____

GAME-BY-GAME STATS

DATE	OPP.	GS	AB	R	H	RBI	2B	3B	HR	BB	K	SB	CS	E	Avg.
2/16	DUKE	*	4	0	0	0	0	0	0	0	0	0	0	0	.000
2/17	DUKE	*	4	0	0	0	0	0	0	0	3	0	0	0	.000
2/18	DUKE	*	4	0	0	1	0	0	0	1	0	0	0	0	.000
2/20	PRESBY	*	3	0	0	0	0	0	0	1	1	0	0	0	.000
2/21	PRESBY	*	3	0	1	1	1	0	0	1	0	0	0	1	.056
2/23	UML	*	5	0	0	1	0	0	0	0	4	0	0	0	.043
2/24	UML	*	4	1	0	0	0	0	0	1	2	0	0	0	.037
2/28	ISU		1	0	0	0	0	0	0	0	0	0	0	0	.036
3/02	vs. SHSU	*	3	1	1	1	0	0	0	1	1	0	0	0	.065
3/03	vs. ULL	*	3	0	0	0	0	0	0	0	3	0	0	0	.059
Totals			9	34	2	2	4	1	0	5	14	0	0	1	.059

2018 INDIVIDUAL STATISTICS

8 ★ Alonzo Jones ★ Junior

OF ★ Columbus HS ★ Columbus, Ga.

HITTING CAREER HIGHS

Hits: _____ 3, 4x, last vs. Indiana State (2/28/18)
 Runs: _____ 3, 4x, last vs. UMass-Lowell (2/23/18)
 RBI: _____ 5, vs. San Diego (2/21/16)
 Walks: _____ 3, 2x, last vs. UT Martin (4/4/17)
 HRs: _____ 1, 2x, last vs. Austin Peay (2/27/18)
 Strikeouts: _____ 3, 5x, last at South Carolina (4/7/17)
 Stolen Bases: _____ 2, 5x, last vs. Duke (2/18/18)

GAME-BY-GAME STATS

DATE	OPP.	GS	AB	R	H	RBI	2B	3B	HR	BB	K	SB	CS	E	Avg.
2/16	DUKE	*	4	1	2	0	0	0	0	0	0	1	0	0	.500
2/17	DUKE	*	3	0	0	0	0	0	0	1	2	0	0	0	.286
2/18	DUKE	*	4	1	2	0	0	0	0	0	1	2	0	0	.364
2/20	PRESBY	*	4	0	0	0	0	0	0	0	1	0	0	0	.267
2/21	PRESBY	*	3	1	1	0	0	0	0	0	0	1	0	0	.278
2/23	UML	*	4	3	2	0	1	0	0	0	1	1	0	0	.318
2/24	UML	*	4	1	1	0	0	0	0	0	2	1	0	0	.308
2/25	UML	*	4	1	1	1	0	1	0	0	1	0	0	0	.300
2/27	APSU	*	3	2	0	0	0	0	1	0	1	0	0	0	.273
2/28	ISU	*	4	2	3	3	1	0	1	0	0	0	0	0	.324
3/02	vs. SHSU	*	3	0	0	0	0	0	0	0	1	0	0	0	.300
Totals		11	40	12	12	4	2	1	1	2	9	7	0	0	.300

12 ★ Connor Kaiser ★ Junior

IF ★ Blue Valley West HS ★ Overland Park, Kan.

HITTING CAREER HIGHS

Hits: _____ 3, 2x, last at Kentucky (4/2/17)
 Runs: _____ 3, 2x, last vs. UMass-Lowell (2/24/18)
 RBI: _____ 3, vs. UMass-Lowell (2/23/18)
 Walks: _____ 3, vs. Ole Miss (5/25/16)
 HRs: _____ 1, vs. South Carolina (5/23/17)
 Strikeouts: _____ 4, at Clemson (6/3/17)
 Stolen Bases: _____ 2, 2x, last vs. UMass-Lowell (2/25/18)

GAME-BY-GAME STATS

DATE	OPP.	GS	AB	R	H	RBI	2B	3B	HR	BB	K	SB	CS	E	Avg.
2/16	DUKE	*	4	2	1	0	0	0	0	1	1	0	0	0	.250
2/17	DUKE	*	5	0	2	1	1	0	0	0	0	1	0	0	.333
2/18	DUKE	*	4	2	2	0	1	0	0	1	0	0	0	0	.385
2/20	PRESBY	*	3	1	1	2	0	0	0	2	0	1	0	0	.375
2/21	PRESBY	*	6	2	2	2	0	0	0	0	1	1	0	0	.364
2/23	UML	*	4	2	1	3	1	0	0	1	1	0	0	0	.346
2/24	UML	*	3	3	2	1	0	0	0	2	1	0	0	0	.379
2/25	UML	*	3	1	0	0	0	0	0	2	0	2	0	0	.344
2/27	APSU	*	5	2	1	0	0	0	0	0	1	1	0	0	.324
2/28	ISU	*	4	1	2	2	1	0	0	0	0	0	0	0	.341
3/02	vs. SHSU	*	5	1	2	2	1	0	0	0	2	0	0	0	.348
3/03	vs. ULL	*	3	0	1	0	0	0	0	1	1	0	0	0	.347
3/04	vs. UH	*	3	0	0	0	0	0	0	1	1	1	0	0	.327
Totals		13	52	17	17	13	5	0	0	11	22	7	0	0	.327

33 ★ Erik Kaiser ★ Freshman

RHP ★ Waterloo HS ★ Waterloo, Ill.

PITCHING CAREER HIGHS

Innings Pitched: _____ 1.0, vs. Austin Peay (2/27/18)
 Strikeouts: _____ 2, vs. Austin Peay (2/27/18)
 Hits Allowed: _____ 1, vs. Austin Peay (2/27/18)
 Walks Allowed: _____
 Runs Allowed: _____

GAME-BY-GAME STATS

DATE	OPP.	GS	IP	H	R	ER	BB	SO	WP	HBP	W-L	SV	ERA
2/27	APSU		1.0	1	0	0	0	2	0	0	0-0	0	0.00
Totals		0	1.0	1	0	0	0	2	0	0	0-0	0	0.00

34 ★ Zach King ★ Sophomore

LHP ★ Spring Hill HS ★ Spring Hill, Tenn.

PITCHING CAREER HIGHS

Innings Pitched: _____ 5.1, vs. Missouri (5/7/17)
 Strikeouts: _____ 5, 3x, last vs. UMass-Lowell (2/24/18)
 Hits Allowed: _____ 7, vs. UMass-Lowell (2/24/18)
 Walks Allowed: _____ 3, vs. South Carolina (5/23/17)
 Runs Allowed: _____ 3, vs. Central Arkansas (3/7/17)

GAME-BY-GAME STATS

DATE	OPP.	GS	IP	H	R	ER	BB	SO	WP	HBP	W-L	SV	ERA
2/17	DUKE	*	4.0	4	2	2	0	4	0	1	0-0	0	4.50
2/24	UML	*	4.2	7	1	1	0	5	0	0	0-0	0	3.12
3/03	vs. ULL		2.2	3	1	1	1	3	0	1	0-0	0	3.18
Totals		2	11.1	14	4	4	1	12	0	2	0-0	0	3.18

16 ★ Austin Martin ★ Freshman

IF ★ Trinity Christian Academy HS ★ Jacksonville, Fla.

HITTING CAREER HIGHS

Hits: _____ 4, vs. Presbyterian (2/20/18)
 Runs: _____ 2, 5x, last vs. Austin Peay (2/27/18)
 RBI: _____ 1, 5x, last vs. Sam Houston State (3/2/18)
 Walks: _____ 2, 3x, last vs. Austin Peay (2/27/18)
 HRs: _____ 1, vs. Duke (2/18/18)
 Strikeouts: _____ 4, vs. Indiana State (2/28/18)
 Stolen Bases: _____ 3, vs. Presbyterian (2/21/18)

GAME-BY-GAME STATS

DATE	OPP.	GS	AB	R	H	RBI	2B	3B	HR	BB	K	SB	CS	E	Avg.
2/17	DUKE		2	0	0	0	0	0	0	0	1	0	0	0	.000
2/18	DUKE	*	3	2	1	1	0	0	1	1	1	0	0	0	.200
2/20	PRESBY	*	5	1	4	0	1	0	0	0	0	0	1	0	.500
2/21	PRESBY	*	2	2	1	0	0	0	0	2	0	3	0	0	.500
2/23	UML	*	2	2	2	1	0	0	0	2	0	0	0	0	.571
2/24	UML	*	4	2	3	1	1	0	0	0	0	2	0	0	.611
2/25	UML	*	4	0	2	1	0	0	0	1	0	1	0	0	.591
2/27	APSU	*	3	2	2	0	0	0	0	2	1	0	1	0	.600
2/28	ISU	*	4	0	0	0	0	0	0	0	4	0	0	0	.517
3/02	vs. SHSU	*	5	0	1	1	1	0	0	0	1	0	0	0	.471
3/03	vs. ULL	*	4	0	1	0	0	0	0	0	0	0	0	0	.447
3/04	Houston	*	4	1	0	0	0	0	0	0	0	0	0	0	.405
Totals		11	42	12	17	5	3	0	1	8	8	6	2	0	.405

2018 INDIVIDUAL STATISTICS

10 ★ Ethan Paul ★ Junior

IF ★ International School ★ Bellevue, Wash.

HITTING CAREER HIGHS

Hits: _____ 4, 2x, last vs. UMass-Lowell (2/24/18)
 Runs: _____ 3, 6x, last vs. Austin Peay (2/27/18)
 RBI: _____ 7, vs. UMass-Lowell (2/24/18)
 Walks: _____ 3, vs. Xavier (3/13/16)
 HRs: _____ 2, vs. CSUN (3/5/17)
 Strikeouts: _____ 3, at LSU (4/8/16)
 Stolen Bases: _____ 2, 2x, last at Clemson (6/5/17)

GAME-BY-GAME STATS

DATE	OPP.	GS	AB	R	H	RBI	2B	3B	HR	BB	K	SB	CS	E	Avg.
2/16	DUKE	*	4	2	2	3	0	0	0	0	0	0	0	0	.500
2/17	DUKE	*	3	0	0	0	0	0	0	1	0	0	0	0	.286
2/18	DUKE	*	4	2	1	2	0	0	0	1	1	0	0	0	.273
2/20	PRESBY	*	4	2	1	1	0	0	1	0	0	0	0	0	.267
2/21	PRESBY	*	2	2	0	0	0	0	0	2	0	1	0	0	.235
2/23	UML	*	4	1	2	3	2	0	0	0	0	0	0	0	.286
2/24	UML	*	6	2	4	7	1	0	1	0	1	0	0	0	.370
2/25	UML	*	5	1	1	0	0	0	0	0	1	1	0	0	.344
2/27	APSU	*	6	3	3	4	0	0	1	0	1	1	0	1	.368
2/28	ISU	*	3	1	1	0	1	0	0	1	2	0	0	0	.366
3/02	vs. SHSU	*	5	0	1	1	1	0	0	0	0	2	0	0	.348
3/03	vs. ULL	*	3	0	1	0	0	0	0	1	0	0	0	0	.347
3/04	vs. UH	*	4	1	1	1	1	0	0	1	1	0	0	0	.340
Totals			13	53	17	18	22	6	3	7	9	3	0	1	.340

34 ★ Patrick Raby ★ Junior

RHP ★ Farragut HS ★ Knoxville, Tenn.

PITCHING CAREER HIGHS

Innings Pitched: _____ 9.0, vs. Georgia (4/21/17)
 Strikeouts: _____ 11, 2x, last vs. St. Mary's (3/12/17)
 Hits Allowed: _____ 9, at Kentucky (3/31/17)
 Walks Allowed: _____ 5, vs. Alabama (5/18/17)
 Runs Allowed: _____ 7, at Kentucky (3/31/17)

GAME-BY-GAME STATS

DATE	OPP.	GS	IP	H	R	ER	BB	SO	WP	HBP	W-L	SV	ERA
2/17	DUKE		2.0	3	1	1	1	4	0	1	0-1	0	4.50
2/23	UML		3.0	2	0	0	0	3	0	1	0-1	0	1.80
3/03	vs. ULL	*	3.2	4	2	2	3	2	0	1	0-2	0	3.12
Totals			1	8.2	9	3	3	4	9	0	3	0-2	3.12

2 ★ Harrison Ray ★ Sophomore

IF ★ Lake Brantley HS ★ Longwood, Fla.

HITTING CAREER HIGHS

Hits: _____ 2, 2x, last vs. Missouri (5/7/17)
 Runs: _____ 2, vs. Missouri (5/7/17)
 RBI: _____ 2, 3x, last vs. Alabama (5/18/17)
 Walks: _____ 2, at Kentucky (4/2/17)
 HRs: _____ 1, vs. Southeastern La. (2/28/17)
 Strikeouts: _____ 2, 5x, last at Clemson (6/3/17)
 Stolen Bases: _____ 1, 2x, last vs. Missouri (5/7/17)

GAME-BY-GAME STATS

DATE	OPP.	GS	AB	R	H	RBI	2B	3B	HR	BB	K	SB	CS	E	Avg.
2/17	DUKE		0	0	0	0	0	0	0	0	0	0	0	0	.000
2/18	DUKE		0	0	0	0	0	0	0	0	0	0	0	0	.000
2/20	PRESBY	*	2	0	0	0	0	0	0	0	0	0	0	0	.000
2/21	PRESBY		1	1	1	1	0	1	0	1	0	0	0	0	.333
2/23	UML		1	1	0	0	0	0	0	1	0	0	0	0	.250
2/24	UML		1	0	0	0	0	0	0	0	0	0	0	0	.200
2/25	UML		0	0	0	0	0	0	0	0	0	0	0	0	.200
2/27	APSU		1	1	1	1	1	0	0	0	0	0	0	0	.333
2/28	ISU		0	0	0	0	0	0	0	0	0	0	0	0	.333
3/02	vs. SHSU		0	0	0	0	0	0	0	0	0	0	0	0	.333
Totals			1	6	3	2	2	1	1	0	2	0	0	0	.333

45 ★ Reid Schaller ★ Redshirt Freshman

RHP ★ Lebanon Senior HS ★ Lebanon, Ind.

PITCHING CAREER HIGHS

Innings Pitched: _____ 2, 2x, last vs. Presbyterian (2/20/18)
 Strikeouts: _____ 3, vs. Indiana State (2/28/18)
 Hits Allowed: _____ 2, vs. Presbyterian (2/20/18)
 Walks Allowed: _____
 Runs Allowed: _____ 1, 2x, last vs. Indiana State (2/28/18)

GAME-BY-GAME STATS

DATE	OPP.	GS	IP	H	R	ER	BB	SO	WP	HBP	W-L	SV	ERA
2/20	PRESBY		2.0	2	1	1	0	2	0	0	0-0	0	4.50
2/28	ISU		2.0	1	1	1	0	3	0	0	0-0	0	4.50
3/04	vs. UH		1.0	1	0	0	0	2	0	0	0-0	0	3.60
Totals			0	5.0	4	2	2	0	7	0	0-0	0	3.60

2018 INDIVIDUAL STATISTICS

19 ★ Stephen Scott ★ Junior

OF/C ★ Cardinal Gibbons HS ★ Cary, N.C.

HITTING CAREER HIGHS

Hits: _____ 3, vs. Duke (2/17/18)
 Runs: _____ 3, 3x, last vs. Duke (2/17/18)
 RBI: _____ 4, vs. UMass-Lowell (2/25/18)
 Walks: _____ 2, 8x, last vs. Houston (3/4/18)
 HRs: _____ 1, 5x, last vs. UMass-Lowell (2/25/18)
 Strikeouts: _____ 3, vs. UMass-Lowell (2/23/18)
 Stolen Bases: _____ 1, 4x, last vs. Presbyterian (2/20/18)

GAME-BY-GAME STATS

DATE	OPP.	GS	AB	R	H	RBI	2B	3B	HR	BB	K	SB	CS	E	Avg.
2/16	DUKE	*	4	2	2	1	0	0	0	0	1	0	0	0	.500
2/17	DUKE		4	3	3	1	2	0	1	0	0	0	0	0	.625
2/18	DUKE	*	4	0	1	1	0	0	0	1	0	0	0	0	.500
2/20	PRESBY	*	3	0	1	1	1	0	0	1	0	1	0	0	.467
2/23	UML	*	4	0	1	0	0	0	0	0	3	0	0	0	.421
2/25	UML	*	4	2	2	4	0	0	1	0	0	0	0	0	.435
2/27	APSU	*	3	1	1	0	1	0	0	1	1	0	0	0	.423
2/28	ISU		2	2	0	0	0	0	0	2	1	0	0	0	.393
3/02	vs. SHSU	*	3	1	1	1	0	0	0	1	1	0	0	0	.387
3/03	vs. ULL		0	0	0	0	0	0	0	1	0	0	0	0	.387
3/04	vs. UH	*	2	1	0	1	0	0	0	2	0	0	0	0	.364
Totals			8	33	12	12	10	4	0	2	9	7	1	0	.364

43 ★ Tyler Solomon ★ Freshman

IF ★ Battlefield HS ★ Haymarket, Va.

HITTING CAREER HIGHS

Hits: _____
 Runs: _____ 1, 2x, last vs. Austin Peay (2/27/18)
 RBI: _____
 Walks: _____ 1, 2x, last vs. Austin Peay (2/27/18)
 HRs: _____
 Strikeouts: _____ 1, 2x, last vs. Presbyterian (2/21/18)
 Stolen Bases: _____

GAME-BY-GAME STATS

DATE	OPP.	GS	AB	R	H	RBI	2B	3B	HR	BB	K	SB	CS	E	Avg.
2/18	DUKE		1	0	0	0	0	0	0	0	1	0	0	0	.000
2/21	PRESBY		2	0	0	0	0	0	0	0	1	0	0	0	.000
2/23	UML		0	1	0	0	0	0	0	1	0	0	0	0	.000
2/24	UML		0	0	0	0	0	0	0	0	0	0	0	0	.000
2/27	APSU		0	1	0	0	0	0	0	1	0	0	0	0	.000
Totals			0	3	2	0	0	0	0	2	2	0	0	0	.000

11 ★ Paxton Stover ★ Senior

LHP ★ Dyersburg State CC ★ Ridgely, Tenn.

PITCHING CAREER HIGHS

Innings Pitched: _____ 3.0, at Kentucky (3/31/17)
 Strikeouts: _____ 3, 4x, last vs. Belmont (3/22/17)
 Hits Allowed: _____ 4, vs. Texas A&M (3/26/17)
 Walks Allowed: _____ 4, 2x, last vs. Middle Tennessee (5/16/17)
 Runs Allowed: _____ 3, 2x, last vs. Middle Tennessee (5/16/17)

GAME-BY-GAME STATS

DATE	OPP.	GS	IP	H	R	ER	BB	SO	WP	HBP	W-L	SV	ERA
2/21	PRESBY		1.0	0	0	0	0	2	0	0	0-0	0	0.00
Totals			0	1.0	0	0	0	2	0	0	0-0	0	0.00

31 ★ Justin Willis ★ Freshman

RHP ★ Memorial HS ★ West New York, N.J.

PITCHING CAREER HIGHS

Innings Pitched: _____ 1.1, vs. Presbyterian (2/21/18)
 Strikeouts: _____ 2, vs. Louisiana (3/3/18)
 Hits Allowed: _____ 2, vs. Presbyterian (2/21/18)
 Walks Allowed: _____ 1, vs. Presbyterian (2/21/18)
 Runs Allowed: _____

GAME-BY-GAME STATS

DATE	OPP.	GS	IP	H	R	ER	BB	SO	WP	HBP	W-L	SV	ERA
2/21	PRESBY		1.1	2	0	0	1	0	1	0	0-0	0	0.00
3/03	vs. ULL		0.2	0	0	0	0	2	0	0	0-0	0	0.00
Totals			0	2.0	2	0	1	2	1	0	0-0	0	0.00

6 ★ Justin Wilson ★ Redshirt Sophomore

RHP ★ Vol State CC ★ Murfreesboro, Tenn.

PITCHING CAREER HIGHS

Innings Pitched: _____ 1.0, 3x, last vs. Louisiana (3/3/18)
 Strikeouts: _____ 3, vs. UMass-Lowell (2/24/18)
 Hits Allowed: _____ 1, vs. UMass-Lowell (2/24/18)
 Walks Allowed: _____
 Runs Allowed: _____

GAME-BY-GAME STATS

DATE	OPP.	GS	IP	H	R	ER	BB	SO	WP	HBP	W-L	SV	ERA
2/21	PRESBY		1.0	0	0	0	0	2	0	0	0-0	0	0.00
2/24	UML		1.0	1	0	0	0	3	1	1	0-0	0	0.00
3/03	vs. ULL		1.0	0	0	0	0	1	0	0	0-0	0	0.00
Totals			0	3.0	1	0	0	6	1	1	0	0	0.00

TEAM GAME HIGHS

BATTING

At bats:.....42	vs Austin Peay (Feb 27, 2018)
Runs scored:.....19	vs Austin Peay (Feb 27, 2018)
Hits:.....19	vs Austin Peay (Feb 27, 2018)
RBI's:.....17	vs Austin Peay (Feb 27, 2018)
Doubles:.....5	vs UMass-Lowell (Feb 23, 2018)
Triples:.....1	vs Presbyterian (Feb 21, 2018)
.....1	vs UMass-Lowell (Feb 25, 2018)
Home runs:.....3	vs UMass-Lowell (Feb 24, 2018)
.....3	vs Austin Peay (Feb 27, 2018)
Total bases:.....32	vs Austin Peay (Feb 27, 2018)
Walks:.....14	vs UMass-Lowell (Feb 23, 2018)
Strikeouts:.....13	vs UMass-Lowell (Feb 23, 2018)
Sac hits:.....1	vs Duke (Feb 18, 2018)
.....1	vs UMass-Lowell (Feb 24, 2018)
Sac flies:.....1	vs Duke (Feb 16, 2018)
.....1	vs UMass-Lowell (Feb 23, 2018)
.....1	vs Indiana State (Feb 28, 2018)
Stolen bases:.....7	vs UMass-Lowell (Feb 25, 2018)
Hit by pitch:.....3	vs UMass-Lowell (Feb 24, 2018)
.....3	vs Houston (Mar 04, 2018)
Caught stealing:.....1	vs Presbyterian (Feb 20, 2018)
.....1	vs Austin Peay (Feb 27, 2018)
Runners LOB:.....14	vs UMass-Lowell (Feb 23, 2018)
Hit into DP:.....2	vs UMass-Lowell (Feb 25, 2018)
.....2	vs Sam Houston State (Mar 02, 2018)

FIELDING

Putouts:.....28	vs Sam Houston State (Mar 02, 2018)
Assists:.....12	vs UMass-Lowell (Feb 25, 2018)
Errors:.....2	vs Austin Peay (Feb 27, 2018)
DPs turned:.....2	vs Duke (Feb 18, 2018)
.....2	vs Presbyterian (Feb 21, 2018)
.....2	vs UMass-Lowell (Feb 24, 2018)

PITCHING

Innings pitched:.....9.1	vs Sam Houston State (Mar 02, 2018)
Runs allowed:.....7	vs Sam Houston State (Mar 02, 2018)
Earned runs:.....7	vs Sam Houston State (Mar 02, 2018)
Walks allowed:.....8	vs Austin Peay (Feb 27, 2018)
Strikeouts:.....13	vs Duke (Feb 17, 2018)
.....13	vs Duke (Feb 18, 2018)
.....13	vs UMass-Lowell (Feb 24, 2018)
Hits allowed:.....12	vs Houston (Mar 04, 2018)
Doubles allowed:.....5	vs Houston (Mar 04, 2018)
Homers allowed:.....4	vs Sam Houston State (Mar 02, 2018)
Wild pitches:.....3	vs Austin Peay (Feb 27, 2018)
Hit batters:.....4	vs Duke (Feb 16, 2018)

INDIVIDUAL GAME HIGHS

BATTING

At bats:.....6	Connor Kaiser vs Presbyterian (Feb 21, 2018)
.....6	Ethan Paul vs UMass-Lowell (Feb 24, 2018)
.....6	Ethan Paul vs Austin Peay (Feb 27, 2018)
Runs scored:.....3	(5 games)
Hits:.....4	(4 games)
RBI's:.....7	Ethan Paul vs UMass-Lowell (Feb 24, 2018)
Doubles:.....2	Stephen Scott vs Duke (Feb 17, 2018)
.....2	Pat DeMarco vs Presbyterian (Feb 20, 2018)
.....2	Ethan Paul vs UMass-Lowell (Feb 23, 2018)
Triples:.....1	Harrison Ray vs Presbyterian (Feb 21, 2018)
.....1	Alonzo Jones vs UMass-Lowell (Feb 25, 2018)
Home runs:.....2	Jayson Gonzalez vs UMass-Lowell (Feb 24, 2018)
Total bases:.....11	Jayson Gonzalez vs UMass-Lowell (Feb 24, 2018)
Walks:.....4	Philip Clarke vs UMass-Lowell (Feb 23, 2018)
Strikeouts:.....4	Julian Infante vs UMass-Lowell (Feb 23, 2018)
.....4	Austin Martin vs Indiana State (Feb 28, 2018)
Sac hits:.....1	Austin Martin vs Duke (Feb 18, 2018)
.....1	Connor Kaiser vs UMass-Lowell (Feb 24, 2018)
Sac flies:.....1	Ethan Paul vs Duke (Feb 16, 2018)
.....1	Julian Infante vs UMass-Lowell (Feb 23, 2018)
.....1	Philip Clarke vs Indiana State (Feb 28, 2018)
Stolen bases:.....3	Austin Martin vs Presbyterian (Feb 21, 2018)
Hit by pitch:.....2	Austin Martin vs UMass-Lowell (Feb 24, 2018)
Caught stealing:.....1	Austin Martin vs Presbyterian (Feb 20, 2018)
.....1	Austin Martin vs Austin Peay (Feb 27, 2018)
Runners LOB:.....7	Julian Infante vs UMass-Lowell (Feb 23, 2018)

FIELDING

Putouts:.....13	Philip Clarke vs Duke (Feb 17, 2018)
.....13	Stephen Scott vs Duke (Feb 18, 2018)
Assists:.....5	(4 games)
Errors:.....1	(5 games)

PITCHING

Innings pitched:.....6.0	Drake Fellows vs Sam Houston State (Mar 02, 2018)
Runs allowed:.....5	Maddux Conger vs Austin Peay (Feb 27, 2018)
Earned runs:.....4	Jake Eder vs Indiana State (Feb 28, 2018)
Walks allowed:.....5	Maddux Conger vs Austin Peay (Feb 27, 2018)
Strikeouts:.....8	Drake Fellows vs UMass-Lowell (Feb 23, 2018)
.....8	Drake Fellows vs Sam Houston State (Mar 02, 2018)
Hits allowed:.....7	Zach King vs UMass-Lowell (Feb 24, 2018)
Doubles allowed:.....3	Mason Hickman vs Houston (Mar 04, 2018)
Homers allowed:.....2	Jake Eder vs Indiana State (Feb 28, 2018)
.....2	Jackson Gillis vs Sam Houston State (Mar 02, 2018)
Wild pitches:.....3	Maddux Conger vs Austin Peay (Feb 27, 2018)
Hit batters:.....2	Drake Fellows vs Duke (Feb 16, 2018)
.....2	Jackson Gillis vs Duke (Feb 16, 2018)

2018 SEASON RESULTS

Record: 10-3 Home: 9-1 Away: 0-0 Neutral: 1-2 SEC: 0-0

DATE	OPPONENT		SCORE		R-H-E	R-H-E	INNS	OVERALL	SEC	PITCHER OF RECORD	ATTEND	TIME
Feb 16, 2018	DUKE	W	9-1		9-15-1	1-3-0	9	1-0-0	0-0-0	Gillis (W 1-0)	2587	3:32
Feb 17, 2018	DUKE		4-5	L	4-9-0	5-9-3	9	1-1-0	0-0-0	Raby (L 0-1)	2533	3:07
Feb 18, 2018	DUKE	W	9-1		9-13-0	1-6-1	9	2-1-0	0-0-0	Hickman (W 1-0)	3076	3:06
Feb 20, 2018	PRESBYTERIAN	W	7-1		7-12-0	1-5-1	9	3-1-0	0-0-0	Conger (W 1-0)	2531	2:52
Feb 21, 2018	PRESBYTERIAN	W	15-2		15-11-1	2-6-4	9	4-1-0	0-0-0	Eder (W 1-0)	2420	3:21
Feb 23, 2018	UMASS-LOWELL	W	15-0		15-13-0	0-4-1	9	5-1-0	0-0-0	Fellows (W 1-0)	2599	3:37
Feb 24, 2018	UMASS-LOWELL	W	15-2		15-16-0	2-11-1	9	6-1-0	0-0-0	Gillis (W 2-0)	2579	3:14
Feb 25, 2018	UMASS-LOWELL	W	9-2		9-11-0	2-4-1	9	7-1-0	0-0-0	T. Brown (W 1-0)	2561	3:02
Feb 27, 2018	AUSTIN PEAY	W	19-6		19-19-2	6-6-1	9	8-1-0	0-0-0	Hickman (W 2-0)	2540	2:37
Feb 28, 2018	INDIANA STATE	W	8-5		5-5-5	8-9-8	9	9-1-0	0-0-0	A. Brown (W 1-0)	2427	2:50
Mar 02, 2018	Sam Houston State		6-7	L	6-9-0	7-9-1	10	9-2-0	0-0-0	T. Brown (L 1-1)	4972	3:17
Mar 03, 2018	Louisiana		0-3	L	0-5-0	3-7-0	9	9-3-0	0-0-0	Raby (L 0-2)	6796	2:53
Mar 04, 2018	vs Houston	W	9-4		9-7-0	4-12-2	9	1-0-0	0-0-0	Hickman (W 3-0)	5414	3:28

GAME-BY-GAME OFFENSIVE STATISTICS

DATE	OPPONENT	AB	R	H	RBI	2B	3B	HR	TB	BB	IBB	SB	CS	HBP	SAC	SF	GDP	K	PO	A	E	LOB	AVG.
Feb 16	#25 DUKE	37	9	15	8	2	0	0	17	3	0	2	0	1	0	1	1	3	27	11	1	9	.405
Feb 17	#25 DUKE	36	4	9	3	3	0	1	15	2	0	1	0	1	0	0	0	11	27	7	0	8	.329
Feb 18	#25 DUKE	36	9	13	8	1	0	1	17	5	0	2	0	1	1	0	1	6	27	8	0	10	.339
Feb 20	PRESBYTERIAN	34	7	12	6	4	0	1	19	4	0	2	1	1	0	0	1	5	27	11	0	8	.343
Feb 21	PRESBYTERIAN	39	15	11	10	3	1	1	19	10	0	6	0	1	0	0	0	4	27	9	1	11	.330
Feb 23	UMASS-LOWELL	36	15	13	14	5	0	1	21	14	0	1	0	2	0	1	0	13	27	11	0	14	.335
Feb 24	UMASS-LOWELL	39	15	16	14	3	0	3	28	6	0	4	0	3	1	0	0	12	27	6	0	10	.346
Feb 25	UMASS-LOWELL	33	9	11	8	0	1	1	16	9	0	7	0	0	0	0	2	4	27	12	0	9	.345
Feb 27	AUSTIN PEAY	42	19	19	17	4	0	3	32	9	0	5	1	1	0	0	0	9	27	11	2	9	.358
Feb 28	INDIANA STATE	32	8	9	8	4	0	2	19	3	0	0	0	0	0	1	0	11	27	6	1	4	.352
Mar 02	vs Sam Houston St.	36	6	9	6	3	0	0	12	3	0	0	0	0	0	0	2	12	28	7	0	3	.343
Mar 03	vs. Louisiana	32	0	5	0	0	0	0	5	4	0	0	0	0	0	0	0	7	24	10	0	9	.329
Mar 04	vs Houston	31	9	7	8	2	0	1	12	10	0	2	0	3	0	0	1	8	27	5	0	11	.322
Totals		463	125	149	110	34	2	15	232	82	0	32	2	14	2	3	8	105	349	114	5	115	.322

GAME-BY-GAME PITCHING STATISTICS

Date	Opponent	IP	H	R	ER	BB	SO	2B	3B	HR	WP	BK	HBP	DP	IBB	Score	W	L	SV	ERA
Feb 16	#25 DUKE	9.0	3	1	1	5	9	1	0	0	0	1	4	1	0	9-1	1	0	0	1.00
Feb 17	#25 DUKE	9.0	9	5	5	1	13	2	0	1	0	0	2	1	0	4-5	1	1	0	3.00
Feb 18	#25 DUKE	9.0	6	1	1	4	13	1	0	0	1	1	1	2	0	9-1	2	1	0	2.33
Feb 20	PRESBYTERIAN	9.0	5	1	1	2	7	1	0	0	0	0	1	1	0	7-1	3	1	0	2.00
Feb 21	PRESBYTERIAN	9.0	6	2	1	1	9	1	0	0	1	0	1	2	0	15-2	4	1	0	1.80
Feb 23	UMASS-LOWELL	9.0	4	0	0	2	11	0	0	0	0	0	1	1	0	15-0	5	1	0	1.50
Feb 24	UMASS-LOWELL	9.0	11	2	2	1	13	2	0	0	2	0	1	2	0	15-2	6	1	0	1.57
Feb 25	UMASS-LOWELL	9.0	4	2	2	1	12	0	0	0	0	0	1	0	0	9-2	7	1	0	1.62
Feb 27	AUSTIN PEAY	9.0	6	6	2	8	7	3	0	1	3	0	0	0	0	19-6	8	1	0	1.67
Feb 28	INDIANA STATE	9.0	5	5	5	2	9	0	0	3	0	0	1	0	0	8-5	9	1	0	2.00
Mar 02	vs. Sam Houston St.	9.1	9	7	7	3	12	0	0	4	0	0	1	0	0	6-7	9	2	0	2.45
Mar 03	vs. Louisiana	8.0	7	3	3	4	8	3	0	1	0	0	3	1	0	0-3	9	3	0	2.52
Mar 04	vs Houston	9.0	12	4	4	0	9	5	0	1	2	0	0	0	0	9-4	10	3	0	2.63
Totals		116.1	87	39	34	34	132	19	0	11	9	2	17	11	0	125-39	10	3	0	2.63

GAME-BY-GAME STARTERS BY POSITION

Date	Opponent	C	1B	2B	3B	SS	LF	CF	RF	DH
Feb 16	#25 DUKE	Scott	Infante	Paul	Gonzalez	Kaiser	Jones	DeMarco	Bleday	King
Feb 17	#25 DUKE	Clarke	Infante	Paul	Gonzalez	Kaiser	Jones	DeMarco	Bleday	Day
Feb 18	#25 DUKE	Scott	Infante	Paul	Gonzalez	Kaiser	Martin	Jones	DeMarco	Fellows
Feb 20	PRESBYTERIAN	Scott	Infante	Paul	Gonzalez	Kaiser	Jones	DeMarco	Ray	Martin
Feb 21	PRESBYTERIAN	Clarke	Infante	Paul	Gonzalez	Kaiser	Jones	DeMarco	Bleday	Martin
Feb 23	UMASS-LOWELL	Scott	Infante	Paul	Gonzalez	Kaiser	Martin	Jones	DeMarco	King
Feb 24	UMASS-LOWELL	Clarke	Infante	Paul	Gonzalez	Kaiser	Jones	DeMarco	Bleday	Martin
Feb 25	UMASS-LOWELL	Scott	Martin	Paul	Gonzalez	Kaiser	Jones	DeMarco	Bleday	Fellows
Feb 27	AUSTIN PEAY	Scott	Martin	Paul	Gonzalez	Kaiser	Grisanti	Jones	DeMarco	Day
Feb 28	INDIANA STATE	Clarke	Martin	Paul	Gonzalez	Kaiser	Jones	DeMarco	Bleday	T. Brown
Mar 02	vs. Sam Houston St.	Scott	Infante	Paul	Gonzalez	Kaiser	Jones	DeMarco	Bleday	Martin
Mar 03	vs. Louisiana	Clarke	Infante	Paul	Gonzalez	Kaiser	Grisanti	DeMarco	Bleday	Martin
Mar 04	vs. Houston	Scott	Martin	Paul	Gonzalez	Kaiser	Grisanti	DeMarco	Bleday	Fellows

STARTERS BREAKDOWN

(Win-Loss record in parenthesis)

PITCHER:

Chandler Day	3	(3-0)
Drake Fellows	3	(2-1)
Jake Eder	2	(2-0)
Zach King	2	(1-1)
Mason Hickman	1	(1-0)
Maddux Conger	1	(1-0)
Patrick Raby	1	(0-1)

CATCHER:

Stephen Scott	8	(7-1)
Philip Clarke	5	(3-2)

FIRST BASE:

Julian Infante	9	(6-3)
Austin Martin	4	(4-0)

SECOND BASE:

Ethan Paul	13	(10-3)
------------	----	--------

THIRD BASE:

Jayson Gonzalez	13	(10-3)
-----------------	----	--------

SHORTSTOP:

Connor Kaiser	13	(10-3)
---------------	----	--------

LEFT FIELD:

Alonzo Jones	8	(6-2)
Walker Grisanti	3	(2-1)
Austin Martin	2	(2-0)

CENTER FIELD:

Pat DeMarco	10	(7-3)
Alonzo Jones	3	(3-0)

RIGHT FIELD:

JJ Bleday	9	(6-3)
Pat DeMarco	3	(3-0)
Harrison Ray	1	(1-0)

DESIGNATED HITTER:

Austin Martin	5	(3-2)
Drake Fellows	3	(3-0)
Zach King	2	(2-0)
Chandler Day	2	(1-1)
Tyler Brown	1	(1-0)

STARTERS BREAKDOWN

(Win-Loss record in parenthesis)

LEADOFF:

Austin Martin	10	(8-2)
Pat DeMarco	2	(1-1)
Walker Grisanti	1	(1-0)

2ND SPOT:

Connor Kaiser	12	(9-3)
Stephen Scott	1	(1-0)

3RD SPOT:

Ethan Paul	13	(10-3)
------------	----	--------

CLEANUP:

Pat DeMarco	11	(9-2)
Julian Infante	2	(1-1)

5TH SPOT:

Philip Clarke	5	(3-2)
Zach King	2	(2-0)
JJ Bleday	2	(1-1)
Julian Infante	1	(1-0)
Stephen Scott	1	(1-0)
Drake Fellows	1	(1-0)
Chandler Day	1	(1-0)

6TH SPOT:

Jayson Gonzalez	8	(5-3)
Julian Infante	3	(3-0)
Stephen Scott	1	(1-0)
Connor Kaiser	1	(1-0)

7TH SPOT:

JJ Bleday	7	(5-2)
Stephen Scott	3	(2-1)
Drake Fellows	2	(2-0)
Jayson Gonzalez	1	(1-0)

8TH SPOT:

Jayson Gonzalez	4	(4-0)
Julian Infante	3	(1-2)
Alonzo Jones	2	(1-1)
Harrison Ray	1	(1-0)
Stephen Scott	1	(1-0)
Tyler Brown	1	(1-0)
Walker Grisanti	1	(1-0)

9TH SPOT:

Alonzo Jones	9	(8-1)
Walker Grisanti	1	(0-1)
Stephen Scott	1	(1-0)
Chandler Day	1	(0-1)
Austin Martin	1	(1-0)

GAME-BY-GAME BATTING ORDER

Date	Opponent	1	2	3	4	5	6	7	8	9
Feb 16	#25 DUKE	DeMarco	Kaiser	Paul	Infante	King	Gonzalez	Bleday	Jones	Scott
Feb 17	#25 DUKE	DeMarco	Kaiser	Paul	Infante	Clarke	Gonzalez	Bleday	Jones	Day
Feb 18	#25 DUKE	Martin	Kaiser	Paul	DeMarco	Scott	Infante	Fellows	Gonzalez	Jones
Feb 20	PRESBYTERIAN	Martin	Kaiser	Paul	DeMarco	Infante	Scott	Gonzalez	Ray	Jones
Feb 21	PRESBYTERIAN	Martin	Kaiser	Paul	DeMarco	Clarke	Infante	Bleday	Gonzalez	Jones
Feb 23	UMASS-LOWELL	Martin	Kaiser	Paul	DeMarco	King	Infante	Scott	Gonzalez	Jones
Feb 24	UMASS-LOWELL	Martin	Kaiser	Paul	DeMarco	Clarke	Gonzalez	Bleday	Infante	Jones
Feb 25	UMASS-LOWELL	Martin	Kaiser	Paul	DeMarco	Fellows	Gonzalez	Bleday	Scott	Jones
Feb 27	AUSTIN PEAY	Martin	Kaiser	Paul	DeMarco	Day	Gonzalez	Scott	Grisanti	Jones
Feb 28	INDIANA STATE	Martin	Kaiser	Paul	DeMarco	Clarke	Gonzalez	Bleday	T. Brown	Jones
Mar 02	vs. Sam Houston St.	Martin	Kaiser	Paul	DeMarco	Bleday	Gonzalez	Scott	Infante	Jones
Mar 03	vs. Louisiana	Martin	Kaiser	Paul	DeMarco	Clarke	Gonzalez	Bleday	Infante	Grisanti
Mar 04	vs. Houston	Grisanti	Scott	Paul	DeMarco	Bleday	Kaiser	Fellows	Gonzalez	Martin

VANDERBILT HOME RUNS

No.	Player	Game #	Date	Opponent	Pitcher	Runs	Inn	Outs	Count	Final
1.	Scott	2	Feb. 17	Duke	Stinson, G	1	7	2	0-2	L, 5-4
2.	Martin	3	Feb. 18	Duke	Stallings, M *	1	1	0	1-1	W, 9-1
3.	Paul	4	Feb. 20	Presbyterian	PARADIS, A.	1	1	2	2-1	W, 7-1
4.	Clarke	5	Feb. 21	Presbyterian	McLAUGHLIN	3	1	2	0-0	W, 15-2
5.	Bleday	6	Feb. 23	UMass-Lowell	Hoar III	1	7	2	1-0	W, 15-0
6.	Gonzalez	7	Feb. 24	UMass-Lowell	Riley	3	5	1	3-2	W, 15-2
7.	Paul	7	Feb. 24	UMass-Lowell	Constant	4	5	2	3-2	W, 15-2
8.	Gonzalez	7	Feb. 24	UMass-Lowell	Hoar III	2	8	0	2-2	W, 15-2
9.	Scott	8	Feb. 25	UMass-Lowell	Rand	3	6	1	1-2	W, 9-2
10.	Paul	9	Feb. 27	AUSTIN PEAY	Gollert	2	3	1	0-0	W, 19-6
11.	Grisanti	9	Feb. 27	AUSTIN PEAY	Rye	3	4	2	3-2	W, 19-6
12.	Bleday	9	Feb. 27	AUSTIN PEAY	Wilson	1	8	0	1-0	W, 19-6
13.	DeMarco	10	Feb. 28	INDIANA STATE	Ward	1	6	0	2-2	W, 8-5
14.	Jones	10	Feb. 28	INDIANA STATE	Ridgway	3	6	2	0-1	W, 8-5
15.	Bleday	13	March 4	vs. Houston	Randel	2	1	1	3-2	W, 9-4

* - leadoff home run

HOME RUN TRACKER

Player	Career HR	Last HR	Opponent	Runs	Inn	Outs	Count	Final
Bleday	5	March 4, 2018	vs. Houston	2	1	1	3-2	W, 9-4
Clarke	1	Feb. 21, 2018	vs. Presbyterian	3	1	2	0-0	W, 15-2
DeMarco	1	Feb. 28, 2018	vs. Indiana State	1	6	2	0-1	W, 8-5
Gonzalez	2	Feb. 24, 2018	vs. UMass-Lowell	2	8	0	2-2	W, 15-2
Grisanti	2	Feb. 27, 2018	vs. Austin Peay	3	4	2	3-2	W, 19-6
Infante	17	May 14, 2017	at Arkansas	1	2	0	1-2	L, 7-1
Jones	2	Feb. 28, 2018	vs. Indiana State	3	6	2	0-1	W, 8-5
Kaiser	1	May 23, 2017	vs. South Carolina	1	7	1	2-2	L, 7-4
Martin	1	Feb. 18, 2018	vs. Duke	1	1	0	1-1	W, 9-1
Paul	12	Feb. 27, 2018	vs. Austin Peay	2	3	1	0-0	W, 19-6
Ray	1	Feb. 28, 2017	vs. Southeastern La.	2	6	0	0-0	W, 9-6
Scott	5	Feb. 25, 2018	vs. UMass-Lowell	3	6	1	1-2	W, 9-2

BIG INNINGS (FOUR-PLUS RUNS)

VANDERBILT					OPPONENTS				
Date	Opponent	Inning	Runs	Result	Date	Opponent	Inning	Runs	Result
2/16	#25 Duke	5	5	W, 9-1		None			
2/18	#25 Duke	6	5	W, 9-1					
2/20	Presbyterian	7	4	W, 7-1					
2/21	Presbyterian	8	6	W, 15-2					
2/23	UMass-Lowell	4	5	W, 15-0					
2/23	UMass-Lowell	8	5	W, 15-0					
2/24	UMass-Lowell	5	10	W, 15-2					
2/27	Austin Peay	4	8	W, 19-6					
2/27	Austin Peay	8	4	W, 19-6					
2/28	Indiana State	6	4	W, 8-5					
3/02	vs. Sam Houston St.	5	4	L, 7-6 (10)					
3/04	vs. Houston	1	4	W, 9-4					

HOME RUN BREAKDOWN

at Home	14
on the Road	0
at Neutral Site	1
vs. RHP	6
vs. LHP	9
vs. SEC Teams	0
vs. Non-Conference Teams	15
with 0 outs	4
with 1 out	4
with 2 outs	7
Solo HR	6
2-run HR	3
3-run HR	5
Grand Slam	1
Inside-the-Park HR	0
February	14
March	1
April	0
May	0
June	0
in 1st inning	4
in 2nd inning	0
in 3rd inning	1
in 4th inning	1
in 5th inning	2
in 6th inning	3
in 7th inning	2
in 8th inning	2
in 9th inning	0
in extra innings	0
Leadoff hitter	1
2-hole	0
3-hole	3
Cleanup	2
5-hole	2
6-hole	2
7-hole	0
8-hole	2
9-hole	1
Pinch hitter	2
to Left Field	4
to Left Center	2
to Centerfield	2
to Right Center	1
to Right Field	6
Day Games	14
Night Games	1
Starters	7
Relievers	8
To tie the game	0
To put Vanderbilt ahead	8
Walkoff HR	0
To lead off a game	1
To lead off an inning	3
Record with HR	9-1
Record without HR	1-2

VANDERBILT RECORD WHEN...

	2018
Total	10-3
Conference	0-0
Non-Conf	10-3
Home	9-1
Away	0-0
Neutral	1-2
Day	9-3
Night	1-0
vs Left	5-0
vs Right	5-3
1-Run games	0-2
2-Run games	0-0
5+Run games	9-0
Extra inns	0-1
Shutouts	1-1
Scoring 0-2 runs	0-1
Scoring 3-5 runs	0-1
Scoring 6-9 runs	6-1
Scoring 10+ runs	4-0
Opponent 0-2 runs	7-0
Opponent 3-5 runs	2-2
Opponent 6-9 runs	1-1
Opponent 10+ runs	0-0
Scored in 1st inning	4-0
Scores first	4-2
Opp. scores first	6-1
After 6 leading	10-1
After 6 trailing	0-2
After 6 tied	0-0
After 7 leading	10-1
After 7 trailing	0-1
After 7 tied	0-1
After 8 leading	10-1
After 8 trailing	0-2
After 8 tied	0-0
Hit 0 home runs	1-2
Hit 1 home run	6-1
Hit 2+ home runs	3-0
Opponent 0 home runs	7-0
Opponent 1 home run	2-2
Opponent 2+ HRs	1-1
Made 0 errors	6-3
Made 1 error	3-0
Made 2+ errors	1-0
Opp. made 0 errors	1-1
Opp. made 1 error	7-1
Opp. made 2+ errors	2-1
Out-hit opponent	9-0
Out-hit by opponent	1-1
Hits are tied	0-2

MISCELLANEOUS STATS

HITTING	Longest	Current
Ethan Paul	8	8
Connor Kaiser	7	-
Stephen Scott	7	-
Austin Martin	7	-
Philip Clarke	5	1
Pat DeMarco	5	2
JJ Bleday	4	1
Walker Grisanti	4	-
Alonzo Jones	4	-
Jayson Gonzalez	3	2
Garrett Blaylock	2	1
Julian Infante	1	-
Cooper Davis	1	-
Harrison Ray	1	1

REACHED BASE	Longest	Current
Ethan Paul	13	13
Connor Kaiser	13	13
Stephen Scott	11	11
JJ Bleday	10	1
Pat DeMarco	10	2
Philip Clarke	8	1
Walker Grisanti	8	8
Austin Martin	7	-
Alonzo Jones	6	-
Jayson Gonzalez	4	3
Julian Infante	3	-
Ty Duvall	2	-
Tyler Solomon	2	2
Garrett Blaylock	2	1
Cooper Davis	2	-
Harrison Ray	2	1

GAME SUMMARY

Record when team scores:

Runs	0	1	2	3	4	5	6	7	8	9	10+
W-L	0-1	0-0	0-0	0-0	0-1	0-0	0-1	1-0	1-0	4-0	4-0

Record when opponent scores:

Runs	0	1	2	3	4	5	6	7	8	9	10+
W-L	1-0	3-0	3-0	0-1	1-0	1-1	1-0	0-1	0-0	0-0	0-0

Record when leading after:

Inn.	1	2	3	4	5	6	7	8
W-L	4-0	5-0	6-1	6-1	8-1	10-1	10-1	10-1

Record when trailing after:

Runs	1	2	3	4	5	6	7	8
W-L	2-0	1-0	1-1	2-2	1-1	0-2	0-1	0-2

Record when tied after:

Runs	1	2	3	4	5	6	7	8
W-L	4-3	4-3	3-1	2-0	1-1	0-0	0-1	0-0

General summary:

Current winning streak	1
Longest winning streak	8
Longest losing streak	2

Home attendance	25853 (10 dates avg = 2585)
Away attendance	17182 (3 dates avg = 5727)
Total attendance	43035 (13 dates avg = 3310)

INNING-BY-INNING SUMMARY

	1	2	3	4	5	6	7	8	9	EX	Total
Vanderbilt	10	6	7	16	29	20	15	21	0	1	125
Opponents	6	0	5	4	5	5	2	4	6	2	39

MULTI-HIT GAMES	2	3	4	5+	Tot
Pat DeMarco	5	3	-	-	8
Connor Kaiser	6	-	-	-	6
Austin Martin	3	1	1	-	5
Alonzo Jones	3	1	-	-	4
JJ Bleday	4	-	-	-	4
Ethan Paul	2	1	1	-	4
Stephen Scott	2	1	-	-	3
Jayson Gonzalez	1	-	2	-	3
Philip Clarke	3	-	-	-	3
TEAM	29	7	4	0	40

MULTI-RBI GAMES	2	3	4	5+	Tot
Connor Kaiser	4	1	-	-	5
Ethan Paul	1	2	1	1	5
Pat DeMarco	3	-	1	-	4
Philip Clarke	-	3	-	-	3
Jayson Gonzalez	-	-	1	1	2
Stephen Scott	-	-	1	-	1
Garrett Blaylock	1	-	-	-	1
Alonzo Jones	-	1	-	-	1
JJ Bleday	1	-	-	-	1
Walker Grisanti	-	1	-	-	1
TEAM	10	8	4	2	24

VU ALL-TIME VS. OPPONENTS

Auburn	61-93-1
Austin Peay	54-20-2
Belmont	56-13-0
Duke	2-1-0
Eastern Kentucky	0-1-0
Evansville	33-18-0
Florida	73-134-0
Georgia	113-120-0
Houston	1-2-0
Indiana State	5-3-0
Kentucky	121-125-3
Lipscomb	51-11-0
Long Beach State	5-1-0
Louisiana	0-1-0
Louisville	22-9-0
LSU	40-56-0
Middle Tennessee State	97-43-0
Mississippi State	43-60-2
Missouri	16-1-0
Ole Miss	54-56-2
Presbyterian	3-0-0
Sam Houston State	0-1-0
South Carolina	32-56-0
TCU	2-1-0
Tennessee	162-161-3
Tennessee Tech	43-22-0
UCLA	1-1-0
USC	3-1-0
UMass-Lowell	3-0-0
Western Kentucky	41-19-0

CORBIN VS. 2018 OPPONENTS

Auburn	25-9-0
Austin Peay	16-2-0
Belmont	20-5-0
Duke	2-1-0
Eastern Kentucky	0-0-0
Evansville	6-2-0
Florida	23-32-0
Georgia	34-15-0
Houston	1-0-0
Indiana State	4-1-0
Kentucky	28-16-0
Lipscomb	19-3-0
Long Beach State	5-1-0
Louisiana	0-1-0
Louisville	11-7-0
LSU	19-14-0
Middle Tennessee State	10-6-0
Mississippi State	24-12-0
Missouri	16-1-0
Ole Miss	19-21-0
Presbyterian	2-0-0
Sam Houston State	0-1-0
South Carolina	27-27-0
TCU	2-1-0
Tennessee	30-17-0
Tennessee Tech	9-20
UCLA	1-1-0
USC	2-1-0
UMass-Lowell	3-0-0
Western Kentucky	12-5-0

CORBIN RECORD BY VENUE

Home	386-118-1
Away	172-144-0
Neutral	77-45-0

SERIES-BY-SERIES BATTING

	AVG.	GP	AB	R	H	2B	3B	HR	RBI	TB	SLG%	BB	HP	SO	GDP	OB%	SF	SH	SB-ATT
#25 DUKE	.339	3	109	22	37	6	0	2	19	49	.450	10	3	20	2	.407	1	1	5-5
PRESBYTERIAN	.315	2	73	22	23	7	1	2	16	38	.521	14	2	9	1	.438	0	0	8-9
UMASS-LOWELL	.370	3	108	39	40	8	1	5	36	65	.602	29	5	29	2	.517	1	1	12-12
at Mississippi State																			
LSU																			
at Florida																			
GEORGIA																			
OLE MISS																			
at Missouri																			
SOUTH CAROLINA																			
at Auburn																			
at Tennessee																			
KENTUCKY																			

SERIES-BY-SERIES PITCHING

	ERA	W-L	GS	CG	SV	IP	H	R	ER	BB	SO	2B	3B	HR	B/AVG.
#25 DUKE	2.33	2-1	3	0	0	27.0	18	7	7	10	35	4	0	1	.194
PRESBYTERIAN	1.00	2-0	2	0	0	18.0	11	3	2	3	16	2	0	0	.177
UMASS-LOWELL	1.33	3-0	3	0	0	27.0	19	4	4	4	36	2	0	0	.198
at Mississippi State															
LSU															
at Florida															
GEORGIA															
OLE MISS															
at Missouri															
SOUTH CAROLINA															
at Auburn															
at Tennessee															
KENTUCKY															

MONTH-BY-MONTH BATTING

	AVG.	GP	AB	R	H	2B	3B	HR	RBI	TB	SLG%	BB	HP	SO	GDP	OB%	SF	SH	SB-ATT
February	.352	10	364	110	128	29	2	14	96	203	.558	65	11	78	5	.460	3	2	30-32
March	.212	3	99	15	21	5	0	1	14	29	.293	17	3	27	3	.345	0	0	2-2
April																			
May																			
June																			

MONTH-BY-MONTH PITCHING

	ERA	W-L	GS	CG	SV	IP	H	R	ER	BB	SO	2B	3B	HR	B/AVG.
February	2.00	9-1	10	0	0	90.0	59	25	20	27	103	11	0	5	.186
March	4.78	1-2	3	0	0	26.1	28	14	14	7	29	8	0	6	.275
April															
May															
June															

HOME-AWAY-NEUTRAL BATTING

	AVG.	GP	AB	R	H	2B	3B	HR	RBI	TB	SLG%	BB	HP	SO	GDP	OB%	SF	SH	SB-ATT
Home	.352	10	364	110	128	29	2	14	96	203	.558	65	11	78	5	.460	3	2	30-32
Away																			
Neutral	.212	3	99	15	21	5	0	1	14	29	.293	17	3	27	3	.345	0	0	2-2

HOME-AWAY-NEUTRAL PITCHING

	ERA	W-L	GS	CG	SV	IP	H	R	ER	BB	SO	2B	3B	HR	B/AVG.
Home	2.00	9-1	10	0	0	90.0	59	25	20	27	103	11	0	5	.186
Away															
Neutral	4.78	1-2	3	0	0	26.1	28	14	14	7	29	8	0	6	.275

DAY-NIGHT BATTING

	AVG.	GP	AB	R	H	2B	3B	HR	RBI	TB	SLG%	BB	HP	SO	GDP	OB%	SF	SH	SB-ATT
Day	.329	12	432	116	142	32	2	14	102	220	.509	72	11	97	7	.434	3	2	30-32
Night	.226	1	31	9	7	2	0	1	8	12	.387	10	3	8	1	.455	0	0	2-2

DAY-NIGHT PITCHING

	ERA	W-L	GS	CG	SV	IP	H	R	ER	BB	SO	2B	3B	HR	B/AVG.
Day	2.52	9-3	12	0	0	107.1	75	35	30	34	123	14	0	10	.197
Night	4.00	1-0	1	0	0	9.0	12	4	4	0	9	5	0	1	.308



The Automated ScoreBook
Overall Statistics for Vanderbilt (as of Mar 05, 2018)
(All games Sorted by Batting avg)



Record: 10-3 Home: 9-1 Away: 0-0 Neutral: 1-2 SEC: 0-0

Player	avg	gp-gs	ab	r	h	2b	3b	hr	rbi	tb	slg%	bb	hp	so	gdp	ob%	sf	sh	sb-att	po	a	e	fld%
Pat DeMarco	.423	13-13	52	13	22	7	0	1	12	32	.615	5	1	9	0	.483	0	0	4-4	23	1	0	1.000
Austin Martin	.405	12-11	42	12	17	3	0	1	5	23	.548	8	3	8	0	.528	0	1	6-8	34	1	0	1.000
JJ Bleday	.382	12-9	34	8	13	1	0	3	4	23	.676	4	0	7	1	.447	0	0	0-0	17	0	0	1.000
Stephen Scott	.364	11-8	33	12	12	4	0	2	10	22	.667	9	1	7	0	.512	0	0	1-1	71	8	0	1.000
Ethan Paul	.340	13-13	53	17	18	6	0	3	22	33	.623	7	3	9	0	.438	1	0	3-3	16	32	1	.980
Connor Kaiser	.327	13-13	52	17	17	5	0	0	13	22	.423	11	2	9	1	.462	0	1	7-7	22	25	0	1.000
Jayson Gonzalez	.313	13-13	48	8	15	2	0	2	11	23	.479	5	0	16	3	.377	0	0	1-1	5	24	3	.906
Alonzo Jones	.300	11-11	40	12	12	2	1	1	4	19	.475	2	0	9	1	.333	0	0	7-7	17	1	0	1.000
Philip Clarke	.297	11-5	37	4	11	0	0	1	12	14	.378	11	1	7	2	.460	1	0	3-3	43	6	0	1.000
Julian Infante	.059	10-9	34	2	2	1	0	0	4	3	.088	5	2	14	0	.214	1	0	0-0	66	5	1	.986

Garrett Blaylock	.500	7-0	6	3	3	1	0	0	4	4	.667	0	0	1	0	.500	0	0	0-0	1	2	0	1.000
Walker Grisanti	.333	9-3	12	8	4	1	0	1	4	8	.667	7	1	3	0	.600	0	0	0-0	7	0	0	1.000
Harrison Ray	.333	10-1	6	3	2	1	1	0	2	5	.833	2	0	0	0	.500	0	0	0-0	2	2	0	1.000
Cooper Davis	.333	4-0	3	2	1	0	0	0	2	1	.333	1	0	0	0	.500	0	0	0-0	0	0	0	.000
Kiambu Fentress	.000	7-0	5	0	0	0	0	0	1	0	.000	0	0	2	0	.000	0	0	0-0	2	0	0	1.000
Ty Duvall	.000	5-0	3	2	0	0	0	0	0	0	.000	3	0	2	0	.500	0	0	0-0	14	0	0	1.000
Tyler Solomon	.000	5-0	3	2	0	0	0	0	0	0	.000	2	0	2	0	.400	0	0	0-0	2	0	0	1.000
Tyler Brown	.000	1-1	0	0	0	0	0	0	0	0	.000	0	0	0	0	.000	0	0	0-0	0	1	0	1.000
Drake Fellows	.000	3-3	0	0	0	0	0	0	0	0	.000	0	0	0	0	.000	0	0	0-0	2	0	0	1.000
Zach King	.000	2-2	0	0	0	0	0	0	0	0	.000	0	0	0	0	.000	0	0	0-0	1	2	0	1.000
Chandler Day	.000	2-2	0	0	0	0	0	0	0	0	.000	0	0	0	0	.000	0	0	0-0	1	2	0	1.000
Totals	.322	13	463	125	149	34	2	15	110	232	.501	82	14	105	8	.436	3	2	32-34	349	114	5	.989
Opponents	.208	13	419	39	87	19	0	11	34	139	.332	34	17	132	9	.292	2	3	3-5	324	110	17	.962

LOB - Team (115), Opp (87). DPs turned - Team (11), Opp (8). Picked off - Paul 1, Martin 1.

(All games Sorted by Earned run avg)

Player	era	w-l	app	gs	cg	sho	sv	ip	h	r	er	bb	so	2b	3b	hr	b/avg	wp	hp	bk	sfa	sha
Drake Fellows	1.76	1-0	3	3	0	0/1	0	15.1	8	3	3	6	20	0	0	1	.160	0	3	0	0	2
Mason Hickman	2.08	3-0	3	1	0	0/0	0	13.0	10	3	3	5	14	3	0	0	.217	1	0	1	1	0

Justin Wilson	0.00	0-0	3	0	0	0/0	0	3.0	1	0	0	0	6	0	0	0	.111	1	1	0	0	0
Hugh Fisher	0.00	0-0	2	0	0	0/0	0	2.0	0	0	0	0	0	0	0	0	.000	0	1	0	0	0
Justin Willis	0.00	0-0	2	0	0	0/0	0	2.0	2	0	0	1	2	0	0	0	.250	1	0	0	0	0
AJ Franklin	0.00	0-0	2	0	0	0/1	0	1.2	0	0	0	1	0	0	0	0	.000	0	0	0	0	0
Erik Kaiser	0.00	0-0	1	0	0	0/0	0	1.0	1	0	0	0	2	1	0	0	.250	0	0	0	0	0
Paxton Stover	0.00	0-0	1	0	0	0/0	0	1.0	0	0	0	0	2	0	0	0	.000	0	0	0	0	0
Maddux Conger	1.00	1-0	2	1	0	0/0	0	9.0	6	5	1	7	8	2	0	1	.182	3	1	0	0	0
Aaron Brown	2.25	1-0	3	0	0	0/0	0	4.0	5	2	1	1	3	2	0	0	.294	0	1	0	0	0
Patrick Raby	3.12	0-2	3	1	0	0/1	0	8.2	9	3	3	4	9	3	0	1	.273	0	3	0	0	1
Zach King	3.18	0-0	3	2	0	0/0	0	11.1	14	4	4	1	12	2	0	0	.318	0	2	0	0	0
Reid Schaller	3.60	0-0	3	0	0	0/0	0	5.0	4	2	2	0	7	1	0	1	.200	0	0	0	0	0
Jackson Gillis	3.72	2-0	3	0	0	0/0	0	9.2	6	4	4	4	13	2	0	2	.176	1	2	1	1	0
Chandler Day	3.75	0-0	3	3	0	0/0	0	12.0	11	5	5	3	13	2	0	1	.234	2	2	0	0	0
Jake Eder	4.00	1-0	2	2	0	0/0	0	9.0	4	4	4	1	9	0	0	2	.133	0	1	0	0	0
Tyler Brown	4.15	1-1	4	0	0	0/0	0	8.2	6	4	4	0	12	1	0	2	.188	0	0	0	0	0
Totals	2.63	10-3	13	13	0	1/1	0	116.1	87	39	34	34	132	19	0	11	.208	9	17	2	2	3
Opponents	9.33	3-10	13	13	0	1/1	1	108.0	149	125	112	82	105	34	2	15	.322	23	14	3	3	2

PB - Team (0), Opp (4). Pickoffs - Team (3), King 2, Clarke 1, Opp (2). SBA/ATT - Clarke (2-3), Scott (1-2), Raby (1-2), Fellows (0-1), Hickman (1-1), King (1-1).

THE LAST TIME VANDERBILT...

Won 10 or more consecutive games _____ 4/20-5/16/13 (14)
 Lost five or more consecutive games _____ 3/16-23/12 (5)
 Scored 20 or more runs in a game _____ 21 vs. Middle Tennessee, 4/18/17
 Scored 10+ Runs in an Inning _____ 10 (5th) vs UMass-Lowell, 2/24/18
 Did Not Strikeout _____ vs. Tennessee-Martin, 2/23/05
 Hit consecutive home runs _____ Will Toffey (2R), Stephen Scott (solo) at Ole Miss, 3/18
 Had a triple steal _____ Ethan Paul (home), Jeren Kendall (3rd), Bryan Reynolds (2nd) vs. Auburn, 5/19/16
 Shut out consecutive opponents _____ vs. Radford (12-0), 3/9/16
 _____ vs. Xavier (7-0), 3/11/16
 Shut out the opponent _____ vs. UMass-Lowell (15-0), 2/23/18
 Was shut out by the opponent at home _____ vs. Kentucky (3-0), 4/17/16
 Was shut out by the opponent on the road _____ at Clemson (6-0), 6/4/17
 Was shut out in two consecutive games _____ vs. Kentucky (14-0) (4-0), 4/23/76
 Swept a conference doubleheader _____ vs. Auburn, 5/19/16
 Was swept in a conference doubleheader _____ vs. Tennessee, 4/25/10
 Swept a conference series at home _____ vs. Auburn, 5/19-21/16
 Was swept in a conference series at home _____ vs. Tennessee, 5/14-16/09
 Swept a conference series (three games) on the road _____ at Missouri, 3/25-27/16
 Was swept in a conference series on the road _____ at Florida, 3/16-18/12
 Lost a conference series at home _____ vs. Florida, 4/13-15/17
 Lost a conference series on the road _____ at Arkansas, 5/12-14/17
 Threw a no hitter _____ at Western Kentucky (J. Lewis, N. Pilkington, J. Scott, M. Buschmann), 5/6/03
 Was no-hit _____ at Texas A&M (Kyle Simonds, 9.0), 5/7/16

THE LAST TIME A VANDERBILT PLAYER...

Hit two home runs in a game _____ Jayson Gonzalez vs. UMass-Lowell, 2/24/17
 Hit three home runs in a game _____ Aaron Westlake vs. Oregon State, 6/11/11
 Hit a grand slam _____ Ethan Paul vs. UMass-Lowell, 2/24/18
 Hit a walk-off home run _____ Jeren Kendall vs. Cal State Fullerton, 6/14/15
 Hit an inside the park home run _____ Will Toffey vs. Belmont, 3/22/17
 Hit for the cycle _____ Clinton Johnston vs. Kentucky, 4/28/96
 Had seven or more RBIs in a game _____ Ethan Paul (7) vs. UMass-Lowell, 2/24/18
 _____ Dominic de la Osa (7) vs. Georgia, 4/16/06
 _____ Karl Nonemaker (7) vs. Kentucky, 5/12/02
 Had five or more hits in a game _____ Tony Kemp (5) at Belmont, 2/19/13
 Had two hits in an Inning _____ Austin Martin (5th - 1B, 1B), Ethan Paul (5th - 2B, HR) vs. UMass-Lowell, 2/24/18
 Had 10 or more total bases in a game _____ Jeren Kendall (10) vs. San Diego, 2/19/16
 Stole three or more bases in a game _____ Austin Martin (3) vs. Presbyterian, 2/21/18
 Stole Home _____ Ethan Paul vs. Auburn, 5/19/16
 Had a 10-game hit streak _____ Julian Infante (10), 3/28-4/13/17
 Had a 15-game hit streak _____ Bryan Reynolds (16), 3/10-4/3/15
 Had a 20-game hit streak _____ Xavier Turner (27), 3/4-4/22/14
 Had a 25-game hit streak _____ Xavier Turner (27), 3/4-4/22/14
 Had 10 or more strikeouts in a game _____ Drake Fellows (10) vs. Alabama, 5/20/17
 Had 15 or more strikeouts in a game _____ Kevin Ziomek (15) vs. Illinois-Chicago, 3/1/13
 Pitched a complete game _____ Patrick Raby at Georgia, 4/21/17
 Pitched a seven-inning complete game _____ Philip Pfeifer vs. Alabama, 5/22/15
 Pitched a nine-inning, complete game shutout _____ Kyle Wright vs. Florida, 4/14/17
 Pitched a seven-inning, complete game shutout _____ Nick Christiani vs. Belmont, 5/5/09
 Pitched a combined shutout _____ Matt Ruppenthal (6.0), Reed Hayes (1.1), Jackson Gillis (1.2) at Clemson, 6/5/17
 Pitched a no-hitter _____ Doug Wessel vs. Belmont, 4/19/1971
 Pitched a no-hitter (combined) _____ Jensen Lewis, Nick Pilkington, John Scott, Matt Buschmann at Western Ky., 5/6/03
 Pitched a perfect game _____ Jensen Lewis, Nick Pilkington, John Scott, Matt Buschmann at Western Ky., 5/6/03

NUMERICAL ROSTER

No.	Name	Pos.	B/T	Ht.	Wt.	Cl.	Hometown/Previous School
2	Harrison Ray	IF	R/R	5-11	190	So./1L	Longwood, Fla. (Lake Brantley HS)
3	Cooper Davis	OF	L/R	5-10	185	Fr./HS	Mississauga, Ontario (St. Aloysius Gonzaga)
5	Philip Clarke	C	L/R	5-11	190	Fr./HS	Franklin, Tenn. (Christ Presbyterian Academy)
6	Justin Wilson	RHP	R/R	6-0	180	R-So./RS	Murfreesboro, Tenn. (Oakland HS/Vol State CC)
8	Alonzo Jones	OF	S/R	5-10	195	Jr./2L	Columbus, Ga. (Columbus HS)
9	Garrett Blaylock	IF	L/R	6-3	208	Fr./HS	Asheville, N.C. (T.C. Roberson HS)
10	Ethan Paul	IF	L/R	5-10	185	Jr./2L	Bellevue, Wash. (International School)
11	Paxton Stover	LHP	L/L	5-11	200	Sr./1L	Ridgely, Tenn. (Dyer County HS/Dyersburg State CC)
12	Connor Kaiser	IF	R/R	6-4	205	Jr./2L	Overland Park, Kan. (Blue Valley West HS)
13	Kiambu Fentress	OF	R/R	6-0	175	R-So./1L	Nashville, Tenn. (Ensworth School)
16	Austin Martin	IF	R/R	6-0	170	Fr./HS	Jacksonville, Fla. (Trinity Christian Academy)
17	Walker Grisanti	OF	L/R	5-10	195	Jr./2L	Collierville, Tenn. (Christian Brothers HS)
18	Pat DeMarco	OF	R/R	5-11	205	Fr./HS	Winder, Ga. (Winder Barrow HS)
19	Stephen Scott	OF/C	L/R	5-11	200	Jr./2L	Cary, N.C. (Cardinal Gibbons HS)
20	Ty Duvall	C	L/R	5-11	190	So./1L	Lebanon, Ohio (Lebanon HS)
21	Tyler Brown	RHP	R/R	6-4	242	Fr./HS	Lewis Center, Ohio (Olentangy Orange HS)
22	Julian Infante	IF	R/R	6-3	215	Jr./2L	Miami, Fla. (Westminister Christian HS)
27	Chandler Day	RHP	R/R	6-5	180	Jr./2L	Granville, Ohio (Watkins Memorial HS)
29	Patrick Raby	RHP	R/R	6-3	230	Jr./2L	Knoxville, Tenn. (Farragut HS)
31	Justin Willis	RHP	R/R	5-11	180	Fr./HS	West New York, N.J. (Memorial HS)
32	Hugh Fisher	LHP	R/L	6-5	185	Fr./HS	Eads, Tenn. (Briarcrest Christian HS)
33	Erik Kaiser	RHP	R/R	6-5	205	Fr./HS	Waterloo, Ill. (Waterloo HS)
34	Zach King	LHP	L/L	6-6	210	So./1L	Spring Hill, Tenn. (Spring Hill HS)
35	Jackson Gillis	LHP	R/L	6-3	220	So./1L	Wilmington, Mass. (Wilmington HS)
39	Jake Eder	LHP	L/L	6-4	210	Fr./HS	Ft. Lauderdale, Fla. (Calvary Christian Academy)
40	Aaron Brown	RHP	R/R	6-4	205	Fr./HS	Mt. Juliet, Tenn. (Mt. Juliet HS)
42	Maddux Conger	RHP	R/R	6-3	200	Jr./2L	Stephenville, Texas (Stephenville HS)
43	Tyler Solomon	IF	S/R	6-4	215	Fr./HS	Haymarket, Va. (Battlefield HS)
44	Mason Hickman	RHP	R/R	6-6	230	Fr./HS	Hendersonville, Tenn. (Pope John Paul II HS)
45	Reid Schaller	RHP	R/R	6-3	215	R-Fr./RS	Lebanon, Ind. (Lebanon HS)
49	AJ Franklin	LHP	L/L	6-2	180	R-So./1L	Lebanon, Tenn. (Wilson Central HS)
51	JJ Bleday	OF	L/L	6-3	205	So./1L	Panama City Beach, Fla. (A. Crawford Mosley HS)
66	Drake Fellows	RHP	L/R	6-5	210	So./1L	Plainfield, Ill. (Joliet Catholic Academy)
99	Jayson Gonzalez	INF	R/R	6-2	205	Fr./HS	Covina, Calif. (Bishop Amat HS)

Head Coach: 4 Tim Corbin (Ohio Wesleyan, 1984) - 16th Season at Vanderbilt

Associate Head Coach: 26 Scott Brown (SUNY-Cortland, 1999)

Assistant Coach: 24 Mike Baxter (Vanderbilt, 2005)

Volunteer Coach: 1 David Macias (Vanderbilt, 2008)

Athletic Trainer: Tracy Campbell (James Madison, 2008)

Strength & Conditioning Coach: Chris Ham (Illinois, 2005)

Director of Baseball Operations: Brooks Webb (Birmingham Southern, 2011)

Director of Player Development: Alex Levitt (Vanderbilt, 2010)

Video Coordinator: Brandon Barak (Illinois, 2012)

Equipment Manager: John Mardirosian (Texas, 2011)

Student Assistants: Josh Ruchotzke & Casey Stangel

Student Managers: Jack Goodrum, Chase Casali, Preston Hausser & Jackson Kelley

PRONUNCIATION CHART

JJ Bleday _____ bleh-DAY
 Kiambu Fentress _____ key-AHM-boo
 Walker Grisanti _____ greh-sahn-TEE
 Patrick Raby _____ ray-BEE
 Reid Schaller _____ SHALL-er
 Paxton Stover _____ stoe-VER

ALPHABETICAL ROSTER

#	Name	Pos.	Yr.
9	Garrett Blaylock	IF	Fr.
51	JJ Bleday	OF	Jr.
40	Aaron Brown	RHP	Fr.
21	Tyler Brown	RHP	Fr.
5	Philip Clarke	C	Fr.
42	Maddux Conger	RHP	Jr.
3	Cooper Davis	OF	Fr.
27	Chandler Day	RHP	Jr.
18	Pat DeMarco	OF	Fr.
20	Ty Duvall	C	So.
39	Jake Eder	LHP	Fr.
66	Drake Fellows	RHP	So.
13	Kiambu Fentress	OF	R-So.
32	Hugh Fisher	LHP	Fr.
49	AJ Franklin	LHP	R-So.
35	Jackson Gillis	LHP	So.
99	Jayson Gonzalez	IF	Fr.
17	Walker Grisanti	OF	Jr.
44	Mason Hickman	RHP	Fr.
22	Julian Infante	IF	Jr.
8	Alonzo Jones	OF	Jr.
12	Connor Kaiser	IF	Jr.
33	Erik Kaiser	RHP	Fr.
34	Zach King	LHP	So.
16	Austin Martin	IF	Fr.
10	Ethan Paul	IF	Jr.
29	Patrick Raby	RHP	Jr.
2	Harrison Ray	IF	So.
45	Reid Schaller	RHP	R-Fr.
19	Stephen Scott	OF/C	Jr.
43	Tyler Solomon	IF	Fr.
11	Paxton Stover	LHP	Sr.
31	Justin Willis	RHP	Fr.
6	Justin Wilson	RHP	R-So.

EXPERIENCE BREAKDOWN

Seniors (1) _____ Stover
 Juniors (9) _____ Conger, Day, Grisanti, Infante, Jones,
 _____ C. Kaiser, Paul, Raby, Scott,
 Redshirt Sophomores (3) _____ Franklin, Fentress, Wilson
 Sophomores (7) _____ Bleday, Duvall, Fellows, Gillis,
 _____ King, Ray, Sandborn
 Redshirt Freshman (1) _____ Schaller
 Freshmen (14) _____ Blaylock, A. Brown, T. Brown, Clarke,
 _____ Davis, DeMarco, Eder, Fisher, Gonzalez, Hickman,
 _____ E. Kaiser, Martin, Solomon, Willis

STATE BREAKDOWN

California (1) _____ Gonzalez
 Florida (5) _____ Bleday, Eder, Infante, Martin, Ray
 Georgia (1) _____ Alonzo Jones
 Illinois (2) _____ Fellows, E. Kaiser
 Indiana (1) _____ Schaller
 Kansas (1) _____ C. Kaiser
 Massachusetts (1) _____ Gillis
 New Jersey (1) _____ Willis
 New York (1) _____ DeMarco
 North Carolina (2) _____ Blaylock, Scott
 Ohio (3) _____ T. Brown, Day, Duvall
 Ontario, Canada (1) _____ Davis
 Tennessee (11) _____ A. Brown, Clarke
 _____ Fentress, Fisher, Franklin, Grisanti, Hickman,
 _____ King, Raby, Stover, Wilson
 Texas (1) _____ Conger
 Virginia (1) _____ Solomon
 Washington (1) _____ Paul



Harrison Ray
Fr. ★ 5-11 ★ 190 ★ R/R
IF ★ Longwood, Fla.



Cooper Davis
Fr. ★ 5-10 ★ 185 ★ L/R
OF ★ Mississauga, Ontario



Philip Clarke
Fr. ★ 5-11 ★ 190 ★ L/R
C ★ Franklin, Tenn.



Justin Wilson
R-So. ★ 6-0 ★ 175 ★ R/R
RHP ★ Murfreesboro, Tenn.



Alonzo Jones
Jr. ★ 5-10 ★ 195 ★ S/R
OF ★ Columbus, Ga.



Garrett Blaylock
Fr. ★ 6-3 ★ 200 ★ L/R
IF ★ Asheville, N.C.



Ethan Paul
Jr. ★ 5-10 ★ 185 ★ L/R
IF ★ Bellevue, Wash.



Paxton Stover
Sr. ★ 5-11 ★ 190 ★ L/L
LHP ★ Ridgely, Tenn.



Connor Kaiser
Jr. ★ 6-4 ★ 205 ★ R/R
IF ★ Overland Park, Kan.



Kiamu Fentress
R-So. ★ 6-0 ★ 175 ★ R/R
OF ★ Nashville, Tenn.



Austin Martin
Fr. ★ 6-0 ★ 170 ★ R/R
IF ★ Jacksonville, Fla.



Walker Grisanti
Jr. ★ 5-10 ★ 190 ★ L/R
OF ★ Collierville, Tenn.



Pat DeMarco
Fr. ★ 5-11 ★ 205 ★ R/R
OF ★ Staten Island, N.Y.



Stephen Scott
Jr. ★ 5-11 ★ 200 ★ L/R
OF/C ★ Cary, N.C.



Ty Duvall
So. ★ 5-11 ★ 190 ★ L/R
C ★ Lebanon, Ohio




Tyler Brown
Fr. ★ 6-4 ★ 242 ★ R/R
RHP ★ Ashland, Ohio



Julian Infante
Jr. ★ 6-3 ★ 215 ★ R/R
IF ★ Miami, Fla.



Chandler Day
Jr. ★ 6-5 ★ 180 ★ R/R
RHP ★ Granville, Ohio



Patrick Raby
Jr. ★ 6-3 ★ 230 ★ R/R
RHP ★ Knoxville, Tenn.



Justin Willis
Fr. ★ 5-11 ★ 180 ★ R/R
RHP ★ West New York, N.J.



Hugh Fisher
Fr. ★ 6-5 ★ 185 ★ R/L
LHP ★ Eads, Tenn.



Erik Kaiser
Fr. ★ 6-5 ★ 205 ★ R/R
RHP ★ Waterloo, Ill.



Zach King
So. ★ 6-6 ★ 210 ★ L/L
LHP ★ Spring Hill, Tenn.



Jackson Gillis
So. ★ 6-3 ★ 225 ★ R/L
LHP ★ Wilmington, Mass.



Jake Eder
Fr. ★ 6-4 ★ 210 ★ L/L
LHP ★ Ocean Ridge, Fla.




Aaron Brown
Fr. ★ 6-4 ★ 205 ★ R/R
RHP ★ Mt. Juliet, Tenn.



Maddux Conger
Jr. ★ 6-3 ★ 200 ★ R/R
RHP ★ Stephenville, Texas



Tyler Solomon
Fr. ★ 6-4 ★ 215 ★ S/R
C ★ Haymarket, Va.



Mason Hickman
Fr. ★ 6-6 ★ 230 ★ R/R
RHP ★ Hendersonville, Tenn.



Reid Schaller
R-Fr. ★ 6-3 ★ 210 ★ R/R
RHP ★ Lebanon, Ind.



AJ Franklin
R-So. ★ 6-2 ★ 180 ★ L/L
LHP ★ Lebanon, Tenn.



JJ Bleday
So. ★ 6-3 ★ 205 ★ L/L
OF ★ Panama City Beach, Fla.




Drake Fellows
So. ★ 6-5 ★ 205 ★ L/R
RHP ★ Plainfield, Ill.



Jayson Gonzalez
Fr. ★ 6-2 ★ 205 ★ R/R
IF ★ Covina, Calif.



Tim Corbin
Head Coach
16th Season



Scott Brown
Associate Head Coach
6th Season



Mike Baxter
Hitting Coach
1st Season



David Macias
Volunteer Assistant Coach
1st Season