



VANDERBILT

2018 BASEBALL GAME NOTES



Vanderbilt Athletic Communications ★ 2601 Jess Neely Dr. Nashville, TN 37212
Baseball Contact: Andrew Pate ★ Cell: 713.387.9119 ★ Email: andrew.pate@vanderbilt.edu
vucommodores.com ★ twitter: @vandybaseball

2018 SCHEDULE/RESULTS

OVERALL: 9-2 | SEC: 0-0 | H: 9-1 | A: 0-0 | N: 0-1

FEBRUARY (9-1)

16	#25 DUKE	W, 9-1	SEC Network+
17	#25 DUKE	L, 5-4	
18	#25 DUKE	W, 9-1	SEC Network+
20	PRESBYTERIAN	W, 7-1	SEC Network+
21	PRESBYTERIAN	W, 15-2	SEC Network+
23	UMASS-LOWELL	W, 15-0	SEC Network+
24	UMASS-LOWELL	W, 15-2	
25	UMASS-LOWELL	W, 9-2	
27	AUSTIN PEAY	W, 19-6	
28	INDIANA STATE	W, 8-5	SEC Network+

MARCH (0-1)

2	vs. Sam Houston St. %	L, 7-6 (10 inn)	
3	vs. Louisiana%	3:30 PM	
4	vs. Houston%	6:00 PM	
7	at Long Beach St.	8:00 PM	
9	at UCLA	12:30 PM	
10	at USC	6:00 PM	Pac-12 Network
11	vs. TCU^	1:00 PM	
14	EASTERN KENTUCKY	6:30 PM	SEC Network+
16	at Mississippi St. *	6:00 PM	SEC Network
17	at Mississippi St. *	2:00 PM	SEC Network+
18	at Mississippi St. *	1:00 PM	SEC Network+
20	Belmont&	6:30 PM	
23	LSU*	8:00 PM	ESPNU
24	LSU*	7:30 PM	ESPNU
25	LSU*	12:00 PM	ESPNU
27	vs. Lipscomb&	6:30 PM	
30	at Florida*	5:30 PM	SEC Network+
31	at Florida*	11:00 AM	ESPNU

APRIL (0-0)

1	at Florida*	11:00 AM	SEC Network
3	at Middle Tennessee	6:00 PM	
5	GEORGIA*	6:00 PM	ESPNU
6	GEORGIA*	6:30 PM	SEC Network+
7	GEORGIA*	2:00 PM	SEC Network+
10	WESTERN KENTUCKY	6:30 PM	SEC Network+
13	OLE MISS*	6:30 PM	SEC Network+
14	OLE MISS*	2:00 PM	SEC Network+
15	OLE MISS*	4:00 PM	ESPNU
17	EVANSVILLE	6:30 PM	SEC Network+
19	at Missouri*	7:00 PM	ESPNU
20	at Missouri*	6:30 PM	
21	at Missouri*	2:00 PM	
27	SOUTH CAROLINA*	6:30 PM	SEC Network+
28	SOUTH CAROLINA*	2:00 PM	SEC Network+
29	SOUTH CAROLINA*	1:00 PM	SEC Network+

MAY (0-0)

1	LOUISVILLE	6:00 PM	SEC Network
4	at Auburn	6:00 PM	SEC Network+
5	at Auburn	2:00 PM	SEC Network+
6	at Auburn	1:00 PM	SEC Network+
8	TENNESSEE TECH	6:30 PM	SEC Network+
11	at Tennessee	5:30 PM	
12	at Tennessee	5:00 PM	
13	at Tennessee	11:00 AM	SEC Network
15	MIDDLE TENNESSEE	6:30 PM	SEC Network+
17	KENTUCKY	6:30 PM	SEC Network+
18	KENTUCKY	2:00 PM	SEC Network+
19	KENTUCKY	1:00 PM	SEC Network+

% Minute Maid Park (Houston, Texas)
^ Dodger Stadium (Los Angeles, Calif.)
*Southeastern Conference Game
& First Tennessee Park (Nashville, Tenn.)

#12 VANDERBILT COMMODORES (9-2) vs. LOUISIANA RAGIN' CAJUNS (3-6)

March 3, 2018 ★ 3:30 p.m. ★ Houston, Texas ★ Minute Maid Park ★ AT&T SportsNet SW

GAME 12



VANDERBILT
9-2 overall, 0-0 SEC
Home/Away/Neutral:
9-1 / 0-0 / 0-1
Rankings:
Collegiate Baseball - 5
USA Today - 10
NCBWA - 10
D1Baseball - 12
Perfect Game - 17
Baseball America - 18
Head Coach: Tim Corbin
VU Record: 655-317-1 (16th)
Career Record: 761-455-1 (21st)

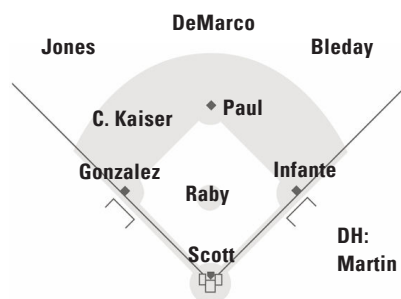


LOUISIANA
3-6 overall, 0-0 Sun Belt
Home/Away/Neutral:
2-2 / 1-3 / 0-1
Rankings:
Perfect Game - NR
D1Baseball - NR
USA Today - NR
Collegiate Baseball - NR
NCBWA - NR
Perfect Game - NR
Head Coach: Tony Robichaux
UL Record: 854-540-2 (24th)
Career Record: 1,117-455-1 (32nd)

NEED TO KNOW

- ★ Head coach **Tim Corbin** is one victory shy of becoming Vanderbilt's all-time winningest coach. The 16th-year head man won his 655th career game on Wednesday as the Commodores defeated Indiana State, 8-5. The win matched the mark of **Roy Mewbourne** who was at the helm from 1979-2002.
- ★ Vanderbilt is looking to bounce back after Friday's 7-6 loss in 10 innings to Sam Houston State. The result snapped Vandy's eight-game winning streak and saw the Commodores set season-highs with seven runs and four home runs allowed.
- ★ Vanderbilt is the only team in the country to rank in the Top 15 for batting average, earned run average and fielding percentage. The Commodores are seventh in batting average (.343), 11th in earned run average (2.45) and 14th in fielding percentage (.988). In fact, Vandy is the only team in the Top 25 in all of those categories.
- ★ Five Vanderbilt freshmen have made starts this season while 15 total have made appearances. The unit has combined to hit .397 (66-for-166) with 41 runs and 42 RBIs while posting a 2.86 ERA with 39 strikeouts in 37.2 innings pitched.
- ★ The Commodores last competed in competed in the city of Houston as part of the seventh-annual Minute Maid Park College Classic in 2007. Vanderbilt defeated Rice, Arizona State and Baylor as part of a 3-0 mark at the event.
- ★ Sunday marked the beginning of a stretch that includes 12 games against 12 different opponents. The last time a Dore team played as many consecutive games against different opponents was 15-straight from Feb. 19-March 18, 1995.
- ★ The Commodores boast one of the strongest schedules in recent memory during 2018, playing a combined 22 games against opponents ranked in the preseason Top 25. The Commodores are 2-1 in those games following a series win vs. Duke.
- ★ The Commodores' 16-member freshman class was ranked the nation's top recruiting class by Baseball America last September. It's the fifth time Vanderbilt has been named the nation's top class (2005, 2011, 2012, 2015).

PROJECTED STARTING LINEUP




BY THE NUMBERS SINCE 2006...

- 3** ★ College World Series appearances (2011, 2014, 2015)
- 6** ★ NCAA Super Regional appearances (2010, 2011, 2013, 2014, 2015, 2017)
- 12** ★ straight NCAA Tournament appearances (longest active streak in the SEC)
- 14** ★ players selected in the first round of the Major League Baseball Draft (nation's most)
- 48** ★ NCAA Tournament victories (most in the SEC)

VANDERBILT PROJECTED ROTATION

FRIDAY



DRAKE FELLOWS

RHP ★ 6-5 ★ 205 ★ So.
FRIDAY ★ ND, 6.0 IP, 5 H, 2 ER, 8 K

SATURDAY



PATRICK RABY

RHP ★ 6-3 ★ 230 ★ Jr.
0-1, 1.80 ERA, 2 APP, 0 GS, 5.0 IP, 5 H, 7 K

SUNDAY



CHANDLER DAY

RHP ★ 6-5 ★ 180 ★ Jr.
0-0, 3.00 ERA, 2 APP, 2 GS, 9.0 IP, 6 H, 12 K

SERIES HISTORY

LOUISIANA RAGIN' CAJUNS (0-0)

STATISTICAL LEADERS

VANDERBILT	CATEGORY	LOUISIANA
Austin Martin .471 avg.	Batting avg.	Daniel Lahare .267 avg.
Pat DeMarco 19 hits	Hits	Bourgeois/Kasuls 8 hits
Connor Kaiser 17 runs	Runs Scored	Lahare/Bourgeois 5 runs
Pat DeMarco 6 doubles	Doubles	Daniel Lahare 3 doubles
Jones/Ray 1 triple	Triples	None 0 triples
Ethan Paul 3 home runs	Home Runs	Three players 1 home run
Clarke/Kaiser 9 walks	Walks	Daniel Lahare 5 walks
Alonzo Jones 7 stolen bases	Stolen Bases	Gavin Bourgeois 4 stolen bases
Gillis/Hickman 2 wins	Wins	Brock Batty 2 wins
Six players 0.00 ERA	ERA	Three players 0.00 ERA
Drake Fellows 15.1 IP	Innings Pitched	Nick Lee 16.2 IP
Drake Fellows 20 strikeouts	Strikeouts	Nick Lee 20 strikeouts

STATISTICAL COMPARISON

VANDERBILT	CATEGORY	LOUISIANA
9-2	Record	3-6
.343	Batting Avg.	.165
10.54	Runs/Game	2.33
12.45	Hits/Game	4.88
32	Doubles	9
2	Triples	0
14	Home Runs	3
102	RBI	21
68	Walks	23
30-32	SB-ATT	12-15
2.45	ERA	3.20
1	Shutouts Thrown	0
115	Strikeouts	70
.193	Opp. Batting Avg.	.243
.988	Fielding Pct.	.983

INSIDE THE MATCHUP VS. LOUISIANA

- ★ Vanderbilt and Louisiana meet for the first time in the history of the two programs on Saturday.
- ★ The Commodores last competed in the city of Houston as part of the seventh-annual Minute Maid Park College Classic in 2007. Vanderbilt defeated Rice, Arizona State and Baylor as part of a 3-0 mark at the event.
- ★ Vanderbilt and Louisiana each boast 16 NCAA Tournament appearances. The two programs have appeared in NCAA Super Regionals a combined 11 times including both teams advancing to the round in 2014 and 2015.
- ★ Saturday's matchup against the Ragin' Cajuns marks the second of a 10-day, seven-game road trip. Following three games at Minute Maid Park, Vanderbilt hits the West Coast for four games beginning Wednesday at Long Beach State.

VANDY IN THE NATIONAL STATISTICAL RANKINGS

Statistic	National Rank	Value
Hits	1st	137
Doubles	1st	32
Base on Balls	2nd	68
Runs	2nd	116
Stolen Bases	3rd	30
Scoring	4th	10.5
On Base Percentage	5th	.448
Batting Average	7th	.343
Home Runs	8th	14

NATION'S TOP FRESHMEN OFF TO SIZZLING START

- ★ Vanderbilt's freshman class was named tops in the country by Baseball America last November.
- ★ Five Vanderbilt freshmen made starts this season while 15 total have made appearances. The unit has combined to hit .397 (66-for-166) with 41 runs and 42 RBIs while posting a 2.86 ERA with 39 strikeouts in 37.2 innings pitched.
- ★ D1Baseball.com's list of 30 impact freshmen entering 2018 includes Vandy's **Jake Eder** (No. 16), **Jayson Gonzalez** (No. 18), **Philip Clarke** (No. 19) and **Pat DeMarco** (No. 25). With four players on the list, the Commodores trail only Florida (5).
- ★ Here is a look at some of the standout freshman performances and where they rank nationally this season:

Player	Category	Value	National Rank	Freshman National Rank
Pat DeMarco	Hits	19	2nd	1st
Pat DeMarco	Doubles	6	2nd	1st
Austin Martin	On Base Percentage	.600	6th	1st
Austin Martin	Stolen Bases	6	T-12th	T-1st
Austin Martin	Batting Average	.471	24th	2nd
Philip Clarke	Base on Balls	9	31st	1st
Philip Clarke	RBIs	12	39th	T-2nd

VANDERBILT RE-VU

- ★ Vanderbilt let a three-run lead in the ninth inning and one-run advantage in the 10th slip away, falling 7-6 in 10 innings to Sam Houston State in the opener of the Shriners Hospitals for Children College Classic on Friday afternoon.
- ★ The No. 12 Commodores allowed a pair of home runs in the ninth including a two-out solo homer from Jordan Cannon to tie things up at five-all. Sam Houston's Hunter Hearn belted a two-run homer in the 10th after Vanderbilt took a one-run lead in the top half on an **Austin Martin** RBI-double.

GOLDEN BOYS

- ★ For a fourth-straight year, multiple Vandy players have been named to the Golden Spikes Award Preseason Watch List.
- ★ **Julian Infante** and **Patrick Raby** are among those featured. The award was first presented in 1978 and is given to an amateur player who best exhibits and combines "exceptional on-field ability and exemplary sportsmanship." The award is considered the most prestigious in amateur baseball.
- ★ Five Commodores have been named finalists for the Golden Spikes Award -- all coming since the 2007 season -- including **David Price**, who took home the honor in 2007. Other finalists include **Pedro Alvarez** (2007), **Tyler Beede** (2013), **Carson Fulmer** (2015) and **Dansby Swanson** (2015).

VANDY PICKED TO FINISH THIRD IN SEC EAST

- ★ Vanderbilt has been picked to finish in the same position according to the league's head coaches.
- ★ Florida was picked as the preseason favorite to win both the East and the SEC with a total of 91 points and 13-of-14 first-place votes. Arkansas was picked to win the West behind 12 first-place votes and a total of 90 points.

EASTERN DIVISION	POINTS	WESTERN DIVISION	POINTS
Florida (13)	91	Arkansas (12)	90
Kentucky (1)	74	Texas A&M (1)	72
Vanderbilt	72	Ole Miss (1)	62
South Carolina	50	LSU	59
Georgia	41	Mississippi State	44
Missouri	32	Auburn	38
Tennessee	25	Alabama	20

A WORLD SERIES KIND OF FEEL

- ★ After playing 10-straight at home to begin the season, Vanderbilt heads west for a seven-game road trip including games at Houston's Minute Maid Park and Los Angeles' Dodger Stadium -- the two sites for the 2017 World Series matchup between the Astros and Dodgers.
- ★ The Commodores take part in the Shriners Hospitals for Children College Classic at Minute Maid from March 2-4. The three-day, six-team tournament features programs against local universities squaring off against the SEC. Vandy fell to Sam Houston State on Friday and will face Louisiana on Saturday and Houston on Sunday.
- ★ For the fourth-straight year, the Dores head to California, this go-around, visiting Long Beach State (3/7), UCLA (3/9) and USC (3/10) before facing off against TCU in the Dodger Stadium College Baseball Classic on March 11.

FORMER PLAYERS JOIN COBRIN'S STAFF

- ★ Last September, head coach Tim Corbin and associate head coach Scott Brown welcomed back former players **Mike Baxter** and **David Macias**. Baxter serves as the Dores' hitting coach and recruiting coordinator while Macias comes on board as Vanderbilt's volunteer assistant coach.
- ★ Baxter joins the Commodores after a 12-year professional career that included playing in the big leagues for four organizations over parts of six seasons. Baxter made his major league debut with the San Diego Padres in 2010, and also played for the New York Mets (2011-13), Los Angeles Dodgers (2014) and Chicago Cubs (2015).
- ★ Macias was previously on Corbin's staff as the team's strength coach in 2014 when the Dores won the national championship and was the volunteer assistant in 2015 when the Dores returned to the College World Series finals. Prior to rejoining Corbin's staff, Macias was with the Seattle Mariners organization as a minor league manager.

D1BASEBALL.COM RECOGNIZES DORES

- ★ Last September, D1Baseball.com recognized Vanderbilt as the **No. 2 program nationally** in the publication's bi-annual top-100 rankings. The list is designed to assess the overall health of programs in the current era with the ultimate goal of identifying "the programs in the best shape right now, with an eye toward the next five to 10 years."
- ★ Below is a list of where Vandy players rank among the publication's top SEC prospects for the 2018 and 2019 MLB Draft.

TOP SEC PROSPECTS, 2018 DRAFT

Ranking	Player	Position
#23	Reid Schaller	RHP
#31	Connor Kaiser	SS
#34	Patrick Raby	RHP
#35	Ethan Paul	2B
#41	Chandler Day	RHP
#50	Julian Infante	1B

TOP SEC PROSPECTS, 2019 DRAFT

Ranking	Player	Position
#9	Jackson Gillis	LHP
#15	Drake Fellows	RHP
#16	Zach King	LHP
#20	JJ Bleday	OF
#35	Pat DeMarco	OF
#36	Philip Clarke	C

CORBIN NEARING ALL-TIME WINNINGEST MARK

- ★ Head coach **Tim Corbin** is just one victory shy of becoming Vanderbilt's all-time winningest coach. The 16th-year head coach, who owns a 655-317-1 record, is tied with Roy Mewbourne, who racked up as many wins between 1979-2002. Here is a look back at some of Corbin's milestone victories:

Win #	Score	Location	Date
1	Vanderbilt 4, The Citadel 3	Charleston, S.C.	2/15/03
27^	Vanderbilt 6, Tennessee 5	Nashville, Tenn.	5/18/03
100	Vanderbilt 14, Jacksonville State 5	Nashville, Tenn.	3/29/05
198#	Vanderbilt 4, LSU 1	Nashville, Tenn.	5/17/07
200	Vanderbilt 4, Miami (OH) 3	Tempe, Ariz.	2/24/08
300	Vanderbilt 7, Florida 0	Gainesville, Fla.	4/4/10
400	Vanderbilt 3, Louisville 2	Nashville, Tenn.	5/8/12
459	Vanderbilt 14, Alabama 10	Nashville, Tenn.	5/18/13
500	Vanderbilt 3, Missouri 1	Columbia, Mo.	5/3/14
516\$	Vanderbilt 3, Virginia 2	Omaha, Neb.	6/25/14
600	Vanderbilt 10, Georgia 3	Nashville, Tenn.	4/30/16

^ Vanderbilt clinches sweep vs. Tennessee, first trip to the SEC Tournament since 1996 with walk-off home run

Vanderbilt claims first ever Southeastern Conference regular-season championship

% Vanderbilt sets SEC record with 26th league victory, breaking South Carolina's mark of 25 set in 2000

\$ Vanderbilt captures first College World Series title in winner-take-all victory against Virginia

THE SEC: IT JUST MEANS MORE

- ★ The Southeastern Conference has sent 58 teams to the College World Series since 1990 with Vanderbilt doing its part to represent the league in 2011, 2014 and 2015. The league has now appeared in the College World Series in 32 of the last 33 years including appearances by 18 teams in the last seven years.
- ★ In 2017, the SEC tied its own national record with six teams competing in the NCAA Super Regionals. The Commodores were among the field as part of the NCAA Corvallis Super Regional.
- ★ Total home attendance for all 14 SEC teams passed the two million mark for the seventh consecutive season a year ago while total attendance for the 2017 SEC Tournament was 127,479.
- ★ A total of 11 SEC student-athletes were selected on the first day of the 2017 Major League Baseball Draft including Vandy right-handed pitcher Kyle Wright (1st round/5th overall) and outfielder Jeren Kendall (1st round/23rd overall).

2018 SEC STANDINGS

SEC - EAST	SEC	PCT.	GB	ALL	PCT.
Florida	0-0	.000	--	10-1	.909
Kentucky	0-0	.000	--	9-1	.900
Vanderbilt	0-0	.000	--	9-2	.818
Georgia	0-0	.000	--	7-2	.777
Missouri	0-0	.000	--	8-3	.727
South Carolina	0-0	.000	--	7-3	.700
Tennessee	0-0	.000	--	6-4	.600

SEC - WEST	SEC	PCT.	GB	ALL	PCT.
Auburn	0-0	.000	--	10-0	1.000
Ole Miss	0-0	.000	--	8-0	1.000
Alabama	0-0	.000	--	9-1	.900
Texas A&M	0-0	.000	--	9-1	.900
Arkansas	0-0	.000	--	8-2	.800
LSU	0-0	.000	--	6-4	.600
Mississippi State	0-0	.000	--	4-5	.444

SEC WEEKEND SCHEDULE**(ALL TIME CENTRAL)****FRIDAY, MARCH 2**

Sam Houston State 7, Vanderbilt 6	FINAL
Arkansas 4, USC 0	FINAL
Kentucky 14, Houston 2	FINAL
Auburn 4, BYU 3	FINAL
College of Charleston 5, Georgia 2	FINAL
ETSU 10, Tennessee 9	FINAL
Florida 12, Stony Brook 5	FINAL
South Carolina 3, Clemson 2	FINAL
Missouri 7, UMCB 1	FINAL
Oklahoma 2, Alabama 1	FINAL
LSU 8, Toledo 1	FINAL
Louisiana Tech 4, Texas A&M 2	FINAL
Mississippi State 3, Louisiana 1	FINAL
Ole Miss at Long Beach State	PPD

SATURDAY, MARCH 3

Sam Houston State vs. Kentucky	12:00 PM
Auburn vs. BYU	12:00 PM
Georgia at College of Charleston	1:00 PM
USC at Arkansas	2:00 PM
UMCB at Missouri	2:00 PM
Clemson at South Carolina	2:00 PM
Stony Brook at Florida	3:00 PM
Louisiana vs. Vanderbilt	3:30 PM
BYU vs. Auburn	3:30 PM
Alabama at Oklahoma	4:00 PM
Ole Miss at Long Beach State	4:00 PM
Memphis vs. Tennessee	4:00 PM
Sacred Heart at LSU	6:00 PM
Baylor vs. Texas A&M	6:00 PM
Houston vs. Mississippi State	7:00 PM

SUNDAY, MARCH 4

Louisiana vs. Kentucky	11:00 AM
Cal vs. Texas A&M	11:00 AM
Stony Brook at Florida	12:00 PM
UMCB at Missouri	12:00 PM
Alabama at Oklahoma	12:00 PM
Georgia at College of Charleston	12:00 PM
USC at Arkansas	12:30 PM
South Carolina at Clemson	1:00 PM
Ole Miss at Long Beach State	1:30 PM
Sam Houston State vs. Mississippi State	2:30 PM
Southeastern La. at LSU	3:00 PM
Middle Tennessee at Tennessee	3:00 PM
Houston vs. Vanderbilt	6:00 PM

2018 QUICK FACTS

GENERAL

Location _____ Nashville, Tenn.
 Founded _____ 1873
 Enrollment _____ 6,871
 Nickname _____ Commodores
 Colors _____ Black and Gold
 Affiliation _____ NCAA Division I
 Conference _____ Southeastern
 Athletic Ticket Office _____ 615.322.3544
 Chancellor _____ Nicholas S. Zeppos
 Director of Athletics _____ David Williams II

TEAM INFORMATION

2017 Overall Record _____ 36-25-1
 _____ Home: 21-11-1 Away: 10-12 Neutral: 5-2
 SEC Record _____ 15-13-1
 _____ Home: 8-5-1 Away: 7-8
 Conference Finish _____ 3rd East, 6th Overall
 Postseason _____ NCAA Corvallis Super Regional
 Final Ranking: _____ 5 Polls 15 (CB), 15 (NCBWA),
 _____ 16 (USA), 18 (BA), 19 (D1)
 Returning Letterwinners _____ 18
 Positional Starters Returning _____ 5
 Starting Pitchers Returning _____ 3
 Other Pitchers Returning _____ 5
 Lettermen Lost _____ 12
 _____ Professional Baseball _____ 8
 Newcomers _____ 16

COACHING STAFF

Head Coach _____ Tim Corbin
 Alma Mater _____ Ohio Wesleyan, 1984
 Career Record _____ 761-455-1 (.625/21st year)
 Record at Vanderbilt _____ 655-317-1 (.673/16th year)
 Assoc. Head Coach _____ Scott Brown
 Alma Mater _____ SUNY-Cortland, 1999
 Assistant Coach _____ Mike Baxter
 Alma Mater _____ Vanderbilt, 2005
 Volunteer Assistant Coach _____ David Macias
 Alma Mater _____ Vanderbilt, 2008

HISTORY

All-Time Record _____ 2,271-1,729-33 (120th year)
 All-Time SEC Record _____ 693-900-10 (71st year)
 SEC Titles _____ 6 (1973, '74, '80, '07, '11, '13)
 SEC Tournament Titles _____ 4 (1973, '74, '80, '07)
 All-time SEC Tournament Record _____ 47-36
 NCAA Tournament Appearances _____ 16
 _____ (1973, '74 '80, '04, '06, '07, '08,
 _____ '09, '10, '11, '12, '13, '14, '15, '16, '17)
 All-time NCAA Tournament Record _____ 54-36
 NCAA Super Regional Appearances _____ 7
 _____ (2004, '10, '11, '13, '14, '15, '17)
 College World Series Appearances _____ 3
 _____ (2011, '14, '15)
 National Champions _____ 1 (2014)

MLB SPRING TRAINING ON DECK

- ★ With Major League Baseball spring training underway in Arizona and Florida, Vanderbilt is expected to once again have a major presence across the big leagues. In total, 15 former Vandy players received spring training invites including the 11 below who made big-league appearances a season ago.

NAME (YEARS AT VU)	MLB TEAM	TIDBT
Pedro Alvarez (2006-08)	Baltimore Orioles	2013 National League All-Star
Walker Buehler (2013-15)	Los Angeles Dodgers	LAD top prospect, called up on Sept. 6, 2017
Ryan Flaherty (2006-08)	Philadelphia Phillies	Signed by PHI this month after six years with Orioles
Sonny Gray (2009-11)	New York Yankees	Made two postseason starts for NYY in 2017
Tony Kemp (2011-13)	Houston Astros	Member of 40-man roster for World Series champions
Mike Minor (2007-09)	Texas Rangers	Signed 3-year, \$28 million deal in offseason
David Price (2005-07)	Boston Red Sox	2012 American League Cy Young Award winner
Dansby Swanson (2013-15)	Atlanta Braves	2017 with Braves: .232, 59 runs, 51 RBIs, 6 HR
Drew VerHagen (2012)	Detroit Tigers	0-3 with 5.77 ERA in 24 appearances in 2017 with DET
Carson Fulmer (2013-15)	Chicago White Sox	3-1, 3.86 ERA after being recalled on Sept. 1, 2017
Jared Miller (2012-14)	Arizona Diamondbacks	Contract selected from Reno Aces on Nov. 20, 2017

DORES IN THE PRO NOTES

- ★ At least one Dore has been drafted every year since 1991 with a total of 100 players signing professional contracts.
 ★ Vanderbilt is one of only two universities in the nation to produce multiple No. 1 picks with David Price (2007) and Dansby Swanson (2015), joining Arizona State (Rick Monday - 1965, Floyd Bannister - 1968, Bob Horner - 1978).
 ★ Under Corbin, Vanderbilt pro alums have earned **over \$62 million dollars** in signing bonuses.
 ★ Since head coach **Tim Corbin** arrived in 2003, every Vanderbilt starting catcher has been selected in the MLB Draft.
 ★ The Dore have had at least one MLB first round selection on the mound every year in the **Tim Corbin** era.
 ★ Eighty-nine pitchers have been selected in the MLB Draft, including 55 during the **Tim Corbin** era (since 2003).

HONORING NO. 41 DONNY EVERETT

- ★ Vanderbilt continues to honor the memory of **Donny Everett**, who tragically passed away in a drowning accident the day before the Commodores opened the 2016 NCAA Nashville Regional.
 ★ The Donny Everett Scholarship was established during the 2016 school year. Everett's memory lives on with the display of No. 41 on the field and with the No. 41 flag among the major league players in right field.
 ★ Everett was the 2015 Tennessee Gatorade Player of the Year and one of the highest-rated players in the nation to attend college. He turned down the Milwaukee Brewers as a 29th round draft pick to join Vanderbilt.

TOUGH TESTS ABUNDANT IN 2018

- ★ Vanderbilt plays 12 teams that reached the 2017 NCAA Tournament for a total of 22 games, including Auburn (3), Florida (3), Houston, Kentucky (3), LSU (3), Long Beach State, Louisville, Mississippi State (3), Sam Houston State, TCU, Tennessee Tech and UCLA. Of the 12 teams, eight reached the NCAA Super Regionals.
 ★ The schedule also includes 18 games against squads that racked up 40-plus victories a season ago:

2018 Opponent	'17 Record	NCAA Round
Florida (3)	52-19	CWS Champions
Houston (1)	42-21	Regional
Kentucky (3)	43-23	Super Regional
Long Beach State (1)	42-20-1	Super Regional
Louisville (1)	53-12	CWS
LSU (3)	52-20	CWS Finals
Mississippi State (3)	40-27	Super Regional
Sam Houston State (1)	44-23	Super Regional
TCU (1)	50-18	CWS
Tennessee Tech (1)	41-21	Regional

VANDY SLATED FOR 12 NATIONAL TV APPEARANCES

- ★ Vanderbilt will not be hard to find this season as the Commodores will be televised nationally 11 times on the ESPN family of networks and once on the PAC-12 Network. Another 28 matchups will be streamed via the SEC Network+.

March 10	at USC	6 p.m.	PAC-12N
March 16	at Mississippi State	6 p.m.	SECN
March 23	LSU	8 p.m.	ESPNU
March 24	LSU	7:30 p.m.	ESPNU
March 25	LSU	12 p.m.	ESPN2
March 31	at Florida	11 a.m.	ESPNU
April 1	at Florida	11 a.m.	SECN
April 5	Georgia	6 p.m.	ESPNU
April 15	Ole Miss	4 p.m.	ESPNU
April 19	at Missouri	7 p.m.	ESPNU
May 1	Louisville	6 p.m.	SECN
May 13	at Tennessee	11 a.m.	SECN

SATURDAY PROBABLE STARTER



#29 PATRICK RABY

★ Junior ★ RHP ★ 6-3 ★ 230

★ Knoxville, Tenn. ★ Farragut High School

★ **LAST START:** June 9, 2017 at Oregon State - Loss, 6.0 IP, 8 H, 6 R, 6 ER, 3 BB, 2 K★ **2018 SEASON:** 0-1, 1.80 ERA, 2 APP, 0 GS, 0 SV, 5.0 IP, 5 H, 1 R, 1 ER, 1 BB, 7 K★ **CAREER:** 17-6, 2.66 ERA, 33 APP, 26 GS, 2 SV, 169.0 IP, 129 H, 50 R, 50 ER, 50 BB, 157 K

THOUGHTS FROM HEAD COACH TIM CORBIN

"Winner, would be the word I use to describe Patrick. You look at all of the teams that Patrick has ever played on and they have experienced success. Consistent, same disposition, investment level, performance and personality every day. He's a low maintenance kid who makes it fun and easy to be around him. He has been an integral part of our pitching staff since he arrived on campus and will continue to do so."

TONIGHT'S START:

... is making his 34th career appearance and 27th overall start

... is making his first start of the 2018 season and third overall appearance

2018 AT A GLANCE:

... named a 2018 Preseason All-American by Baseball America

... drew the loss on Feb. 17 vs. No. 25 Duke, allowing three hits and one run while striking out four in two innings of relief

... tossed three scoreless innings while allowing two hits and fanning three on Feb. 23 vs. UMass-Lowell

2017 AT A GLANCE

... ranked fourth in the SEC for wins while posting a 10-4 record

... ranked eighth in the SEC with a 2.73 ERA

... his 10 victories ranked tied for eighth in program history for a season

2016 AT A GLANCE

... named a Freshman All-American after going 7-1 with a 2.61 ERA

... made 15 appearances and 10 starts, holding opponents to a .174 average

OTHER NOTEABLES

... became the 17th Commodore to play for Team USA, doing so last summer

... picked up three wins with Team USA without allowing an earned run



CAREER HIGHS

Innings Pitched _____ 9.0, at Georgia (4/21/17)

Hits: _____ 9, at Kentucky (3/31/17)

Strikeouts: _____ 11, 2x, last vs. St. Mary's (3/12/17)

Walks: _____ 5, vs. Alabama (5/18/17)

Runs: _____ 7, at Kentucky (3/31/17)

Earned Runs: _____ 6, 3x, last at Oregon State (6/9/17)

Home Runs: _____ 2, at Arkansas (5/12/17)

Pitches: _____ 121, vs. Missouri (5/5/17)

SEASON HIGHS

Innings Pitched _____ 3.0, vs. UMass-Lowell (2/23/18)

Hits: _____ 3, vs. Duke (2/18/18)

Strikeouts: _____ 4, vs. Duke (2/18/18)

Walks: _____ 1, vs. Duke (2/18/18)

Runs: _____ 1, vs. Duke (2/18/18)

Earned Runs: _____ 1, vs. Duke (2/18/18)

Home Runs: _____

Pitches: _____ 49, vs. Duke (2/18/18)

CAREER STATS

YEAR	ERA	W-L	APP	GS	CG	SHO	SV	IP	H	R	ER	BB	SO	2B	3B	HR	BF	BAvg	WP	HBP	BK	SFA	SHA
2016	2.61	7-1	15	10	0	0/1	2	58.2	35	17	17	19	63	5	0	3	220	.174	2	0	2	0	0
2017	2.73	10-4	16	16	1	0/1	0	105.1	89	38	32	30	87	16	0	7	426	.231	5	4	0	1	5
2018	1.80	0-1	2	0	0	0/1	0	5.0	5	1	1	1	7	1	0	0	23	.250	0	2	0	0	0
TOTAL	2.66	17-6	33	26	1	0/3	2	169.0	129	56	50	50	157	22	0	10	669	.213	7	6	2	1	5

2018 GAME-BY-GAME STATS

Date	OPPONENT	GS	IP	H	R	ER	BB	SO	2B	3B	HR	WP	BK	HBP	IBB	Final	W-L	SV	ERA	NP
Feb 17	DUKE		2.0	3	1	1	1	4	1	0	0	0	0	1	0	4-5	0-1	0	4.50	49
Feb 23	UMASS-LOWELL		3.0	2	0	0	0	3	0	0	0	0	0	1	0	15-0	0-1	0	1.80	37
Totals		0	5.0	5	1	1	1	7	1	0	0	0	0	2	0	19-5	0-1	0	1.80	-

DORES RANKED TOP-10 PRESEASON ONCE AGAIN

- ★ For an eighth-straight season, Vanderbilt is situated in the Top 10 rankings during the preseason. The Commodores are ranked as high as No. 6 by Collegiate Baseball and are No. 10 according to the USA Today Coaches Poll.
- ★ The preseason rankings follow the Commodores' fourth NCAA Super Regional appearance in five seasons a year ago. Vandy concluded 2017 ranked as high as No. 15 per Collegiate Baseball Newspaper and the NCBWA.

WHAT'S BACK IN 2018: OFFENSE

- ★ The Dorens bring back five position players who started at least 50 percent of the games (31 of 62) for last season's NCAA Super Regional team — **Julian Infante** (62), **JJ Bleday** (48), **Ethan Paul** (52), **Connor Kaiser** (59) and **Stephen Scott** (31). Players **Harrison Ray** (17) and **Alonzo Jones** (25) started at least 10.

Category	'18 Ret.	'17 Total	Pct. Back
Runs Batted In	176	379	46.4%
Doubles	60	114	52.6%
Triples	6	17	35.2%
Home Runs	22	51	43.1%
Hits	299	599	49.9%
At Bats	1158	2141	54.0%
Runs	213	409	52.0%
Stolen bases	17	54	31.4%

WHAT'S BACK IN 2018: PITCHING

- ★ The Commodores bring back seven pitchers with experience from last season. Four pitchers logged starts on the mound in 2017 — **Patrick Raby** (16), **Drake Fellows** (10), **Chandler Day** (12) and **Maddux Conger** (3)

Category	'18 Ret.	'17 Total	Pct. Back
Appearances	116	213	54.4%
Victories	25	36	69.4%
Starts	41	62	66.1%
Strikeouts	307	544	56.4%
Innings Pitched	326.1	558.2	58.4%
Saves	1	12	8.3%

VANDERBILT IN NATIONAL RANKINGS

DATE	BA	NCBWA	CB	USA	D1	PG
PS	18	15	6	10	14	NR
Feb. 19	18	11	6	10	13	23
Feb. 26	18	10	5	10	12	17
Mar. 5						
Mar. 12						
Mar. 19						
Mar. 26						
Apr. 2						
Apr. 9						
Apr. 16						
Apr. 23						
Apr. 30						
May 7						
May 14						

NATIONAL POLLS

BA _____ Baseball America
 CB _____ Collegiate Baseball
 NCBWA _____ National Collegiate Baseball Writers Association
 USA _____ USA Today Coaches
 PG _____ Perfect Game
 D1 _____ D1Baseball.com

HIGHEST RANKING THIS SEASON

Poll _____ Date _____ Ranking _____
 Collegiate Baseball _____ Feb. 26 _____ 5

NATIONAL RANKINGS

BASEBALL AMERICA (Feb. 26)	COLLEGIATE BASEBALL (Feb. 26)	NCBWA (Feb. 26)	USA TODAY COACHES (Preseason)	PERFECT GAME (Feb. 26)	D1BASEBALL (Feb. 26)
1. Florida	1. Oregon State	1. Florida	1. Florida	1. Florida	1. Florida
2. Oregon State	2. Florida	2. Oregon State	2. Oregon State	2. Oregon State	2. Oregon State
3. Florida State	3. Florida State	3. Texas Tech	3. Texas Tech	3. TCU	3. Texas Tech
4. Stanford	4. Texas Tech	4. Florida State	4. TCU	4. Texas Tech	4. Florida State
5. Texas Tech	5. Vanderbilt	5. Stanford	5. Florida State	5. Florida State	5. Arkansas
6. Arkansas	6. Kentucky	6. Kentucky	6. Arkansas	6. Kentucky	6. TCU
7. TCU	7. Clemson	7. TCU	7. North Carolina	7. Stanford	7. Kentucky
8. Kentucky	8. Stanford	8. Texas A&M	8. Kentucky	8. Ole Miss	8. Stanford
9. Texas A&M	9. UCLA	9. Arkansas	9. LSU	9. Arkansas	9. Ole Miss
10. Clemson	10. Louisville	10. Vanderbilt	10. Vanderbilt	10. NC State	10. Texas A&M
11. UCLA	11. South Alabama	11. UCLA	11. Texas A&M	11. Louisville	11. UCLA
12. Ole Miss	12. TCU	12. Ole Miss	11. Cal State Fullerton	12. Texas A&M	12. Vanderbilt
13. North Carolina	13. San Diego	13. Louisville	13. Louisville	13. UCLA	13. Louisville
14. Virginia	14. LSU	14. Clemson	14. UCLA	14. LSU	14. Clemson
15. Southern Miss	15. Arkansas	15. South Alabama	15. Mississippi State	15. Indiana	15. South Alabama
16. LSU	16. NC State	16. Indiana	16. Stanford	16. Clemson	16. Southern Miss
17. Texas	17. Texas A&M	17. Southern Miss	17. Dallas Baptist	17. Vanderbilt	17. Indiana
18. Vanderbilt	18. Auburn	18. LSU	18. Virginia	18. Southern Miss	18. East Carolina
19. Louisville	19. Stetson	19. North Carolina	19. Mississippi	19. Houston	19. Virginia
20. Indiana	20. Ole Miss	20. Virginia	20. Texas	20. Sam Houston State	20. North Carolina
21. South Alabama	21. St. John's	21. Texas	21. Clemson	21. North Carolina	21. Mississippi State
22. St. John's	22. Indiana	22. Houston	22. Houston	22. Miami (FL)	22. LSU
23. UCF	23. South Carolina	23. St. John's	23. South Alabama	23. Texas	23. Texas
24. UConn	24. Dallas Baptist	24. East Carolina	24. Miami	24. Oklahoma	24. Houston
25. Auburn	25. Southern Miss	25. Auburn	25. North Carolina State	25. Duke	25. Dallas Baptist
	26. Virginia	26. NC State			
	27. Texas	27. Mississippi State			
	28. Missouri State	28. Dallas Baptist			
	29. East Carolina	29. Alabama			
	30. Alabama	30. San Diego			



HAWKINS FIELD

TOP-10 ATTENDANCE MARKS - SINGLE GAME

	Attendance	Opponent	Date
1.	3,700	Tennessee	May 16, 2009
		Tennessee	May 15, 2009
		Florida	April 4, 2009
4.	3,693	Arkansas	May 22, 2010
5.	3,645	Tennessee	April 29, 2011
6.	3,626	24 games - most recent listed	
		Florida	April 15, 2017
		Florida	April 14, 2017
		Auburn	May 21, 2016
		Kentucky	April 17, 2016
		Kentucky	April 16, 2016
		South Carolina	April 2, 2016

TOP 3-GAME SERIES ATTENDANCE

	Attendance	Opponent	Dates
1.	10,878	Florida	May 7-9, 2015
		Stanford*	June 6-8, 2014
3.	10,661	Tennessee	March 27-29, 2015
4.	10,640	Kentucky	April 15-17, 2016
5.	10,636	South Carolina	March 31-April 2, 2016
6.	10,582	Mississippi State	March 18-20, 2016
7.	10,528	Georgia	April 29-May 1, 2016
8.	10,400	Florida	April 13-15, 2017
9.	10,338	Tennessee	May 14-16, 2009
10.	10,277	Ole Miss	April 9-11, 2015

^ - NCAA Regional * - NCAA Super Regional

HAWKINS FIELD FACTS

- ★ Officially dedicated April 27, 2002
- ★ Capacity (3,626) – 2,200 chairback seats; 1,426 bleacher seats
- ★ Dimensions: LF-310; CF-400; RF-330; Alleys-375
- ★ Since 2007 Vanderbilt is 314-90-1 (.776) at Hawkins Field.
- ★ There have been 110 total sellouts in the stadium's history.
- ★ .738 all-time VU winning percentage (422-149-1) at The Hawk.

YEARLY ATTENDANCE - NCAA RANKINGS

YEAR	DATES	TOTAL	RANK	AVERAGE
2014	40	112,426	23rd	2,811
2015	32	91,144	21st	2,848
2016	36	110,239	17th	3,062
2017	33	92,286	24th	2,797

MISCELLANEOUS RECORDS

- ★ Most Wins in a Season _____ 34 (2007, 2013)
- ★ Longest Win Streak _____ 15 games (2/18-3/16/07)
- ★ Longest Game (Time) _____ 5:33 vs. Louisville (5/11/10)
- ★ Longest Game (Innings) _____ 17.0 vs. Louisville (5/11/10)

A BRIEF RUN DOWN: HAWKINS FIELD

Hawkins Field serves as the home of the Vanderbilt Commodores and with recently completed facilities it stands as one of the top college baseball parks in the country. Now in its 16th season of existence, greets fans with chairback seats close to the field of play with bleacher seating in the outfield.

Nestled alongside Vanderbilt Stadium and Memorial Gymnasium on the west end of campus, the ballpark was constructed as the Commodores' first baseball-only facility in school history. It was built near the exact location of McGugin Field, which served as baseball's home field for 76 years and part-time football practice field.



THE TIM CORBIN FILE

Personal

Tim Carter Corbin

____ Born: Aug. 5, 1961, at Wolfeboro, N.H.

____ Hometown: Wolfeboro, N.H.

____ Family: Maggie (wife), daughters Molly and Hannah

Education

Ohio Wesleyan

____ Master of Arts in Athletic Administration, 1986

____ Bachelor of Arts in Physical Education, 1984

Playing Experience

Ohio Wesleyan

____ Four-year letterman as an infielder and catcher

Coaching Experience

Vanderbilt Commodores

Head Coach (2003-present)

____ 655-317-1 record (.673)

____ Highest winning % all-time among VU coaches

____ 1 win shy of becoming program's all-time leader

____ 2014 College World Series Champions

____ 2014 national coach of the year

____ 2015 College World Series Runner-Up

____ Three CWS Appearances (2011, 2014, 2015)

____ 12-Straight NCAA Tournament appearances

____ Record-setting 26 SEC wins in 2013

____ 55 pitchers taken in MLB Draft during Corbin era

____ 15 First-Round MLB Draft picks in Corbin era

____ D1Baseball.com's No. 1 program in 2015

____ D1Baseball.com's No. 2 program in 2017

____ 2007 SEC regular season and tournament champs

____ Three SEC regular season titles (2007, 2011, 2013)

Clemson Tigers

Associate Head Coach (2001-02)

Assistant Head Coach (1998-01)

Assistant Coach (1994-98)

____ Fourth-winningest program nationally from 1994-02

____ Nine NCAA Tournament appearances

____ Four CWS appearances (1995, 1996, 2000, 2002)

____ Recruited nine-straight top-25 Classes

____ 20 players earned All-America status

Presbyterian Blue Hose

Head Coach (1988-93)

____ Led restart of dormant program

____ Led transition from NAIA to NCAA Division II

____ 106-138 overall record

Wofford

Assistant Coach (1987)

Ohio State Buckeyes

Graduate Assistant Coach (1985-86)



In 15 seasons at Vanderbilt, Tim Corbin has transformed Vanderbilt into one of the national powers of college baseball and taken the program to unprecedented success winning the school's first-ever men's national title in 2014.

Corbin's overall record of 655-317-1 (.673) is second-best in terms of wins at Vanderbilt, and first in terms of win percentage for coaches with 100 games or more.

Under Corbin, Vanderbilt boasts the Southeastern Conference's longest streak of consecutive NCAA Tournament appearances at 12. The Commodores have advanced to a Super Regional in four of the last five years.

In 2015, Vanderbilt returned to the College World Series for the third time in five years with team's fourth 50-win season in the last four making it back to the CWS Finals before losing in three games to Virginia. The Commodores captured the SEC East with a 20-10 mark.

The 2014 Commodores topped Virginia in the College World Series finals in three games to claim the title in just the Commodores' second trip to Omaha. For the third time in four years Vandy hosted NCAA Regionals and Super Regionals, topping Oregon in the Regional final and Stanford in the Super Regionals.

Vanderbilt's 2013 team was one for the ages as the Commodores matched the school record with a 54-12 record and smashed the SEC record with a 26-3 mark to win the league title.

Year	Overall	Conf.	Place	Home	Road	Neutral	SEC Tourn	NCAA
2003	27-28	14-16	T-6th	19-10	6-14	2-4	0-2	--
2004	45-19	16-14	7th	28-5	11-11	6-3	3-1	3-2
2005	34-21	13-17	8th	23-12	11-9	0-0	--	--
2006	38-27	16-14	6th	23-12	10-11	5-4	3-2	2-2
2007	54-13	22-8	1st	34-4	12-8	8-1	5-1	3-2
2008	41-22	15-14	T-4th	22-9	12-9	7-4	3-2	1-2
2009	37-27	12-17	8th	22-11	10-14	5-3	3-1	3-2
2010	46-20	16-12	5th	27-6	13-11	6-3	1-2	5-3
2011	54-12	22-8	T-1st	33-4	16-5	5-3	3-1	7-2
2012	35-28	16-14	T-5th	22-12	7-13	6-3	5-1	2-2
2013	54-12	26-3	1st	34-7	17-3	3-2	3-2	3-3
2014	51-21	17-13	6th	31-10	13-7	7-4	1-2	10-3
2015	51-21	20-10	2nd	28-8	15-7	8-6	3-2	9-2
2016	43-19	18-12	6th	31-7	9-10	3-2	2-2	0-2
2017	36-25-1	15-13-1	6th	21-11-1	10-12	5-2	0-1	3-3
2018	9-2	--	--	9-1	--	0-1	--	--
Career	655-317-1	258-185-1	--	386-118-1	172-144	76-45	35-22	51-30

ASSISTANT COACHES



SCOTT BROWN
Assoc. Head Coach



MIKE BAXTER
Assistant Coach



DAVID MACIAS
Volunteer Assistant

PROJECTED STARTING LINEUP

C ★ 19 ★ Stephen Scott ★ Junior

GP-GS: 9-7 AVG: .387 R: 11 RBI: 9

- ★ Drove in a run and scored another as part of a 1-for-3 day vs. Sam Houston on March 2
- ★ Belted a home run and drove in a career-high four RBIs vs. UMass-Lowell on Feb. 25
- ★ Went 1-for-3, reaching base twice with an RBI vs. Presbyterian on Feb. 20
- ★ Recorded seventh career multi-hit game going 2-for-4 on Feb. 16 vs. Duke before smashing third career home run, going 3-for-4 with three runs on Feb. 17
- ★ Batted .500 (6-for-12) with team-best 11 bases and five runs vs. No. 25 Duke

1B ★ 22 ★ Julian Infante ★ Junior

GP-GS: 9-8 AVG: .065 R: 2 RBI: 4

- ★ Went 1-for-3 with a run and an RBI vs. Sam Houston State on March 2
- ★ Drew one walk and scored a run in win vs. UMass-Lowell on Feb. 24
- ★ Doubled, reached base twice and drove in one vs. Presbyterian on Feb. 21
- ★ Preseason All-American by Perfect Game
- ★ Preseason first-team Southeastern Conference

2B ★ 10 ★ Ethan Paul ★ Junior

GP-GS: 11-11 AVG: .348 R: 16 RBI: 21

- ★ Totaled four RBIs and struck 12th career home run vs. Austin Peay on Feb. 27
- ★ Belted grand slam and finished with seven RBIs vs. UMass-Lowell on Feb. 24
- ★ Went 2-for-4 with three RBIs in 15-0 win vs. UMass-Lowell on Feb. 23
- ★ Finished 1-for-4 with two runs and an RBI on Feb. 20 vs. Presbyterian
- ★ Went 2-for-4 with two runs and three RBIs in season opener vs. Duke

3B ★ 99 ★ Jayson Gonzalez ★ Freshman

GP-GS: 11-11 AVG: .325 HR: 2 RBI: 11

- ★ Went 4-for-4 with four RBIs in 19-6 victory vs. Austin Peay on Feb. 27
- ★ Belted two home runs and tallied five RBIs in win vs. UMass-Lowell on Feb. 24
- ★ Collected three hits and first collegiate RBI vs. No. 25 Duke
- ★ Lettered four years at Bishop Amat High School (Covina, Calif.)
- ★ Belted two home runs and tallied five RBIs in win vs. UMass-Lowell on Feb. 24

SS ★ 12 ★ Connor Kaiser ★ Junior

GP-GS: 11-11 AVG: .348 R: 17 RBI: 13

- ★ Went 2-for-5 with a pair of RBIs vs. Sam Houston State on March 2
- ★ Recorded a pair of RBIs and went 2-for-4 vs. Indiana State on Feb. 28
- ★ Walked twice and scored a run vs. UMass-Lowell on Feb. 25
- ★ Scored five runs and added four RBIs in first two games vs. UMass-Lowell
- ★ Scored four runs and drove in a pair in two-game set vs. Presbyterian
- ★ Batted .385 (5-for-13) with four runs and an RBI over weekend vs. Duke

LF ★ 8 ★ Alonzo Jones ★ Junior

GP-GS: 11-11 AVG: .300 R: 12 SB: 7

- ★ Belted a go-ahead three-run home run in the sixth inning as part of a 3-for-4 performance on Feb. 28 vs. Indiana State
- ★ Tripled and scored one run vs. UMass-Lowell on Feb. 25
- ★ Scored four runs and swiped twice bases in first two games vs. UMass-Lowell
- ★ Went 1-for-3 with a run and stolen base vs. Presbyterian on Feb. 21
- ★ Hit .364 in three starts vs. Duke while swiping three bags in as many games

CF ★ 18 ★ Pat DeMarco ★ Freshman

GP-GS: 11-11 AVG: .442 R: 12 RBI: 8

- ★ Struck a solo homer and added a pair of RBIs vs. Indiana State on Feb. 28
- ★ Scored three runs and added two RBIs vs. Austin Peay on Feb. 27
- ★ Went 3-for-4 with two runs and as many RBIs vs. Presbyterian on Feb. 20
- ★ Hit team-leading .615 (8-for-13) alongside five runs in three games vs. No. 25 Duke
- ★ Recorded nine total bases with an RBI and stolen base vs. No. 25 Duke

RF ★ 51 ★ JJ Bleday ★ Sophomore

GP-GS: 10-7 AVG: .423 HR: 2 R: 7

- ★ Went 2-for-4 with a run vs. Sam Houston State on March 2
- ★ Belted third-career home run and went 2-for-4 vs. UMass-Lowell on Feb. 23
- ★ Went 2-for-4 in Opening Day 9-1 victory vs. Duke and 1-for-2 one day later

DH ★ 16 ★ Austin Martin ★ Freshman

GP-GS: 10-9 AVG: .471 R: 11 RBI: 5

- ★ Gave Vanderbilt a 6-5 lead with an RBI-double in the 10th inning vs. Sam Houston on March 2 as part of a 1-for-5 day
- ★ Went 5-for-6 with four runs and two RBIs in first two games vs. UMass-Lowell
- ★ Finished 1-for-2 with two runs in 15-2 win vs. Presbyterian on Feb. 21
- ★ Went 4-for-5 with one run in leadoff spot vs. Presbyterian on Feb. 20
- ★ Belted first career homer to lead off on Feb. 18 vs. No. 25 Duke

OFF THE BENCH

2 ★ Harrison Ray ★ Sophomore

GP-GS: 10-1 AVG: .333 R: 3 RBI: 2

- ★ Delivered an RBI-double in lone at-bat off the bench vs. Austin Peay on Feb. 27
- ★ Posted team's first triple of the season in 1-for-1 outing vs. Presbyterian on Feb. 21
- ★ Made first start of season on Feb. 20 vs. Presbyterian, going 0-for-2
- ★ Came in as defensive substitution in final two games vs. No. 25 Duke

C ★ 5 ★ Philip Clarke ★ Freshman

GP-GS: 9-4 AVG: .333 R: 4 RBI: 12

- ★ Went 2-for-4 and reached base three times vs. Austin Peay on Feb. 27
- ★ Reached base four times and scored twice vs. UMass-Lowell on Feb. 25
- ★ Walked four times in 15-0 win vs. UMass-Lowell on Feb. 23
- ★ Belted two-out, three-run home run in first inning on Feb. 21 vs. Presbyterian
- ★ Hit .308 with team-best six RBIs in three games against No. 25 Duke

9 ★ Garrett Blaylock ★ Freshman

GP-GS: 7-0 AVG: .500 R: 3 RBI: 4

- ★ Drove in two runs and scored one run vs. UMass-Lowell on Feb. 23
- ★ Came in to play third base in ninth inning of win vs. Presbyterian on Feb. 20
- ★ Came in to play third base in ninth inning of 9-1 win on Feb. 18 vs. No. 25 Duke

17 ★ Walker Grisanti ★ Junior

GP-GS: 7-1 AVG: .571 R: 6 RBI: 4

- ★ Lined a pinch-hit single in the 10th inning and scored go-ahead run vs. Sam Houston State on March 2 as part of 1-for-1 performance
- ★ Belted three-run home run and reached base twice in first start of season vs. Austin Peay on Feb. 27
- ★ Scored a pair of runs and went 1-for-1 in first two games vs. UMass-Lowell
- ★ Reached base twice and scored two runs vs. Presbyterian on Feb. 21

20 ★ Ty Duvall ★ Sophomore

GP-GS: 5-0 AVG: .000 R: 2 RBI: 0

- ★ Walked twice and scored one run in 15-0 win vs. UMass-Lowell on Feb. 23
- ★ Made season debut, drawing a walk and scoring a run vs. Presbyterian on Feb. 21
- ★ Posted a .516 on base percentage with 12 total bases in 2017

43 ★ Tyler Solomon ★ Freshman

GP-GS: 5-0 AVG: .000 R: 2 RBI: 0

- ★ Walked and scored one run in 15-0 win vs. UMass-Lowell on Feb. 23
- ★ Went 0-for-2 off the bench vs. Presbyterian on Feb. 21
- ★ Struck out as pinch hitter in eighth inning vs. Duke on Feb. 18

PROJECTED STARTER**RHP ★ 29 ★ Patrick Raby ★ Junior**

W-L: 0-1 G-GS: 2-0 ERA: 1.80 IP: 5.0 BB: 1 K: 7

- ★ Tossed three scoreless innings in 15-0 win vs. UMass-Lowell on Feb. 23
- ★ Suffered loss in relief on Feb. 17, permitting three hits and one run in two innings of work while walking one and fanning four
- ★ Named preseason All-American and to Golden Spikes Award watch list

OUT OF THE BULLPEN**RHP ★ 6 ★ Justin Wilson ★ Redshirt Sophomore**

W-L: 0-0 G-GS: 2-0 ERA: 0.00 IP: 2.0 BB: 0 K: 5

- ★ Fanned three and allowed one hit in an inning vs. UMass-Lowell on Feb. 24
- ★ Made collegiate debut, fanning two in perfect inning vs. Presbyterian on Feb. 21

LHP ★ 11 ★ Paxton Stover ★ Senior

W-L: 0-0 GP-GS: 1-0 ERA: 0.00 IP: 1.0 BB: 0 K: 2

- ★ Fanned two in perfect inning vs. Presbyterian on Feb. 21
- ★ Lone senior on team who went 1-0 with a 6.41 ERA last year
- ★ Second year with program after transfer from Dyersburg State CC

RHP ★ 21 ★ Tyler Brown ★ Freshman

W-L: 1-1 G-GS: 3-0 ERA: 4.70 IP: 7.2 BB: 0 K: 11

- ★ Handed the loss after permitting two hits and two runs in 0.2 innings of relief vs. Sam Houston State on March 2
- ★ Earned win, holding UMass-Lowell to one hit in four innings on Feb. 25
- ★ Permitted two hits and as many runs while striking out five across three innings during collegiate debut on Feb. 17 against Duke

RHP ★ 27 ★ Chandler Day ★ Junior

W-L: 0-0 G-GS: 2-2 ERA: 3.00 IP: 9.0 BB: 3 K: 12

- ★ Allowed three hits and two runs across five innings while fanning six in no decision vs. UMass-Lowell on Feb. 25
- ★ Tossed four innings, permitting one run on three hits and fanning six in no decision against No. 25 Duke on Feb. 18
- ★ Posted a 7-2 record with a 3.78 ERA in 12 starts and 13 appearances in 2017
- ★ Struck out 10 UT Martin hitters and allowed two hits on April 4, 2017

RHP ★ 31 ★ Justin Willis ★ Freshman

W-L: 0-0 G-GS: 1-0 ERA: 0.00 IP: 1.1 BB: 1 K: 0

- ★ Made collegiate debut, holding Presbyterian scoreless in 1.1 innings on Feb. 21
- ★ Rawlings-Perfect Game honorable mention All-American as a senior
- ★ Helped Memorial High School (New York) to county championship as a senior

LHP ★ 32 ★ Hugh Fisher ★ Freshman

W-L: 0-0 G-GS: 1-0 ERA: 0.00 IP: 2.0 BB: 0 K: 0

- ★ Tossed two perfect relief innings in win vs. Presbyterian on Feb. 20
- ★ Rawlings-Perfect Game second-team All-American as a senior
- ★ Lettered four years at Briarcrest Christian High School (Eads, Tenn.)

RHP ★ 33 ★ Erik Kaiser ★ Freshman

W-L: 0-0 G-GS: 1-0 ERA: 0.00 IP: 1.0 BB: 0 K: 2

- ★ Held Austin Peay to one hit in one inning during collegiate debut on Feb. 27
- ★ Rawlings-Perfect Game honorable mention as a senior in high school

LHP ★ 34 ★ Zach King ★ Sophomore

W-L: 0-0 G-GS: 2-2 ERA: 3.12 IP: 8.2 BB: 0 K: 9

- ★ Tossed 4.2 innings allowing seven hits and one run vs. UMass-Lowell on Feb. 24
- ★ Drew no decision while making first career start on Feb. 17 vs. Duke
- ★ Allowed four hits and two runs in four innings vs. Blue Devils on Feb. 17
- ★ Struck out four Duke hitters without allowing a walk on Feb. 17

LHP ★ 35 ★ Jackson Gillis ★ Sophomore

W-L: 2-0 GP-GS: 3-0 ERA: 3.72 IP: 9.2 BB: 4 K: 13

- ★ Allowed two hits and three runs in 2.2 innings vs. Sam Houston on March 2
- ★ Allowed three hits and one run in 3.1 innings on Feb. 24 vs. UMass-Lowell
- ★ Earned win vs. Duke on Opening Day, allowing just one hit in 3.1 innings

LHP ★ 39 ★ Jake Eder ★ Freshman

W-L: 1-0 G-GS: 2-2 ERA: 4.00 IP: 9.0 BB: 1 K: 9

- ★ Tossed five innings, allowing three hits and four runs in no decision as starter vs. Indiana State on Feb. 28
- ★ Earned win in collegiate debut on Feb. 21 vs. Presbyterian
- ★ Held Presbyterian to one hit in four scoreless innings on Feb. 21

RHP ★ 40 ★ Aaron Brown ★ Freshman

W-L: 1-0 G-GS: 3-0 ERA: 2.25 IP: 4.0 BB: 1 K: 3

- ★ Earned win in relief, limiting Indiana State to one hit in two innings on Feb. 28
- ★ Permitted three hits and one earned run vs. Presbyterian on Feb. 21
- ★ Allowed one hit and struck out one in an inning of work on Feb. 16 vs. Duke

RHP ★ 42 ★ Maddux Conger ★ Junior

W-L: 1-0 GP-GS: 2-1 ERA: 1.00 IP: 9.0 BB: 7 K: 8

- ★ Tossed four innings of relief, allowing three hits and five runs (one earned) while fanning a pair vs. Austin Peay on Feb. 27
- ★ Earned start vs. Presbyterian on Feb. 20, picking up victory while tossing five scoreless innings, permitting three hits and fanning five

RHP ★ 44 ★ Mason Hickman ★ Freshman

W-L: 2-0 G-GS: 2-1 ERA: 0.00 IP: 9.0 BB: 5 K: 9

- ★ Moved to 2-0 on the season, limiting Austin Peay to one run on two hits while fanning a pair in four innings in his first collegiate start on Feb. 27
- ★ Earned series-clinching victory against No. 25 Duke on Feb. 18, tossing five scoreless innings while permitting just two hits and fanning seven
- ★ Lettered four years at Pope John Paul II High School (Hendersonville, Tenn.)
- ★ Helped the Knights to a regional championship as a senior

RHP ★ 45 ★ Reid Schaller ★ Redshirt Freshman

W-L: 0-0 G-GS: 2-0 ERA: 4.50 IP: 4.0 BB: 0 K: 5

- ★ Allowed a run while fanning three in two innings vs. Indiana State on Feb. 28
- ★ Made Vandy debut, allowing two hits and one run in two innings while fanning a pair on Feb. 20 vs. Presbyterian

LHP ★ 49 ★ AJ Franklin ★ Redshirt Sophomore

W-L: 0-0 G-GS: 2-0 ERA: 0.00 IP: 1.2 BB: 1 K: 0

- ★ Tossed ninth inning, allowing one walk in 15-0 win vs. UMass-Lowell on Feb. 23
- ★ Made collegiate debut, inducing 6-4-3 double play on Feb. 21 vs. Presbyterian
- ★ Missed 2017 season with a knee injury after redshirting in 2016

RHP ★ 66 ★ Drake Fellows ★ Sophomore

W-L: 1-0 G-GS: 3-3 ERA: 1.76 IP: 15.1 BB: 6 K: 20

- ★ Saddled with no decision in Friday's start vs. Sam Houston State after allowing two runs on five hits while fanning eight in six innings
- ★ Tossed five scoreless innings allowing two hits in win vs. UMass Lowell on Feb. 23
- ★ Held Duke to one hit and one run in 4.1 innings on Opening Day in no decision
- ★ Posted a 3-3 record with a 3.30 ERA across 62.2 innings in 2017

TEAM GAME HIGHS

BATTING

At bats:.....42	vs Austin Peay (Feb 27, 2018)
Runs scored:.....19	vs Austin Peay (Feb 27, 2018)
Hits:.....19	vs Austin Peay (Feb 27, 2018)
RBI's:.....17	vs Austin Peay (Feb 27, 2018)
Doubles:.....5	vs UMass-Lowell (Feb 23, 2018)
Triples:.....1	vs Presbyterian (Feb 21, 2018)
.....1	vs UMass-Lowell (Feb 25, 2018)
Home runs:.....3	vs UMass-Lowell (Feb 24, 2018)
.....3	vs Austin Peay (Feb 27, 2018)
Total bases:.....32	vs Austin Peay (Feb 27, 2018)
Walks:.....14	vs UMass-Lowell (Feb 23, 2018)
Strikeouts:.....13	vs UMass-Lowell (Feb 23, 2018)
Sac hits:.....1	vs Duke (Feb 18, 2018)
.....1	vs UMass-Lowell (Feb 24, 2018)
Sac flies:.....1	vs Duke (Feb 16, 2018)
.....1	vs UMass-Lowell (Feb 23, 2018)
.....1	vs Indiana State (Feb 28, 2018)
Stolen bases:.....7	vs UMass-Lowell (Feb 25, 2018)
Hit by pitch:.....3	vs UMass-Lowell (Feb 24, 2018)
Caught stealing:.....1	vs Presbyterian (Feb 20, 2018)
.....1	vs Austin Peay (Feb 27, 2018)
Runners LOB:.....14	vs UMass-Lowell (Feb 23, 2018)
Hit into DP:.....2	vs UMass-Lowell (Feb 25, 2018)
.....2	vs Sam Houston State (Mar 02, 2018)

FIELDING

Putouts:.....28	vs Sam Houston State (Mar 02, 2018)
Assists:.....12	vs UMass-Lowell (Feb 25, 2018)
Errors:.....2	vs Austin Peay (Feb 27, 2018)
DPs turned:.....2	vs Duke (Feb 18, 2018)
.....2	vs Presbyterian (Feb 21, 2018)
.....2	vs UMass-Lowell (Feb 24, 2018)

PITCHING

Innings pitched:.....9.1	vs Sam Houston State (Mar 02, 2018)
Runs allowed:.....7	vs Sam Houston State (Mar 02, 2018)
Earned runs:.....7	vs Sam Houston State (Mar 02, 2018)
Walks allowed:.....8	vs Austin Peay (Feb 27, 2018)
Strikeouts:.....13	vs Duke (Feb 17, 2018)
.....13	vs Duke (Feb 18, 2018)
.....13	vs UMass-Lowell (Feb 24, 2018)
Hits allowed:.....11	vs UMass-Lowell (Feb 24, 2018)
Doubles allowed:.....3	vs Austin Peay (Feb 27, 2018)
Homers allowed:.....4	vs Sam Houston State (Mar 02, 2018)
Wild pitches:.....3	vs Austin Peay (Feb 27, 2018)
Hit batters:.....4	vs Duke (Feb 16, 2018)

INDIVIDUAL GAME HIGHS

BATTING

At bats:.....6	Connor Kaiser vs Presbyterian (Feb 21, 2018)
.....6	Ethan Paul vs UMass-Lowell (Feb 24, 2018)
.....6	Ethan Paul vs Austin Peay (Feb 27, 2018)
Runs scored:.....3	(5 games)
Hits:.....4	(4 games)
RBI's:.....7	Ethan Paul vs UMass-Lowell (Feb 24, 2018)
Doubles:.....2	Stephen Scott vs Duke (Feb 17, 2018)
.....2	Pat DeMarco vs Presbyterian (Feb 20, 2018)
.....2	Ethan Paul vs UMass-Lowell (Feb 23, 2018)
Triples:.....1	Harrison Ray vs Presbyterian (Feb 21, 2018)
.....1	Alonzo Jones vs UMass-Lowell (Feb 25, 2018)
Home runs:.....2	Jayson Gonzalez vs UMass-Lowell (Feb 24, 2018)
Total bases:.....11	Jayson Gonzalez vs UMass-Lowell (Feb 24, 2018)
Walks:.....4	Philip Clarke vs UMass-Lowell (Feb 23, 2018)
Strikeouts:.....4	Julian Infante vs UMass-Lowell (Feb 23, 2018)
.....4	Austin Martin vs Indiana State (Feb 28, 2018)
Sac hits:.....1	Austin Martin vs Duke (Feb 18, 2018)
.....1	Connor Kaiser vs UMass-Lowell (Feb 24, 2018)
Sac flies:.....1	Ethan Paul vs Duke (Feb 16, 2018)
.....1	Julian Infante vs UMass-Lowell (Feb 23, 2018)
.....1	Philip Clarke vs Indiana State (Feb 28, 2018)
Stolen bases:.....3	Austin Martin vs Presbyterian (Feb 21, 2018)
Hit by pitch:.....2	Austin Martin vs UMass-Lowell (Feb 24, 2018)
Caught stealing:.....1	Austin Martin vs Presbyterian (Feb 20, 2018)
.....1	Austin Martin vs Austin Peay (Feb 27, 2018)
Runners LOB:.....7	Julian Infante vs UMass-Lowell (Feb 23, 2018)

FIELDING

Putouts:.....13	Philip Clarke vs Duke (Feb 17, 2018)
.....13	Stephen Scott vs Duke (Feb 18, 2018)
Assists:.....5	(4 games)
Errors:.....1	(5 games)

PITCHING

Innings pitched:.....6.0	Drake Fellows vs Sam Houston State (Mar 02, 2018)
Runs allowed:.....5	Maddux Conger vs Austin Peay (Feb 27, 2018)
Earned runs:.....4	Jake Eder vs Indiana State (Feb 28, 2018)
Walks allowed:.....5	Maddux Conger vs Austin Peay (Feb 27, 2018)
Strikeouts:.....8	Drake Fellows vs UMass-Lowell (Feb 23, 2018)
.....8	Drake Fellows vs Sam Houston State (Mar 02, 2018)
Hits allowed:.....7	Zach King vs UMass-Lowell (Feb 24, 2018)
Doubles allowed:.....2	Jackson Gillis vs UMass-Lowell (Feb 24, 2018)
.....2	Maddux Conger vs Austin Peay (Feb 27, 2018)
Homers allowed:.....2	Jake Eder vs Indiana State (Feb 28, 2018)
.....2	Jackson Gillis vs Sam Houston State (Mar 02, 2018)
Wild pitches:.....3	Maddux Conger vs Austin Peay (Feb 27, 2018)
Hit batters:.....2	Jackson Gillis vs Duke (Feb 16, 2018)
.....2	Drake Fellows vs Duke (Feb 16, 2018)

2018 SEASON RESULTS

Record: 9-2 Home: 9-1 Away: 0-0 Neutral: 0-1 SEC: 0-0

DATE	OPPONENT		SCORE		R-H-E	R-H-E	INNS	OVERALL	SEC	PITCHER OF RECORD	ATTEND	TIME
Feb 16, 2018	DUKE	W	9-1		9-15-1	1-3-0	9	1-0-0	0-0-0	Gillis (W 1-0)	2587	3:32
Feb 17, 2018	DUKE		4-5	L	4-9-0	5-9-3	9	1-1-0	0-0-0	Raby (L 0-1)	2533	3:07
Feb 18, 2018	DUKE	W	9-1		9-13-0	1-6-1	9	2-1-0	0-0-0	Hickman (W 1-0)	3076	3:06
Feb 20, 2018	PRESBYTERIAN	W	7-1		7-12-0	1-5-1	9	3-1-0	0-0-0	Conger (W 1-0)	2531	2:52
Feb 21, 2018	PRESBYTERIAN	W	15-2		15-11-1	2-6-4	9	4-1-0	0-0-0	Eder (W 1-0)	2420	3:21
Feb 23, 2018	UMASS-LOWELL	W	15-0		15-13-0	0-4-1	9	5-1-0	0-0-0	Fellows (W 1-0)	2599	3:37
Feb 24, 2018	UMASS-LOWELL	W	15-2		15-16-0	2-11-1	9	6-1-0	0-0-0	Gillis (W 2-0)	2579	3:14
Feb 25, 2018	UMASS-LOWELL	W	9-2		9-11-0	2-4-1	9	7-1-0	0-0-0	T. Brown (W 1-0)	2561	3:02
Feb 27, 2018	AUSTIN PEAY	W	19-6		19-19-2	6-6-1	9	8-1-0	0-0-0	Hickman (W 2-0)	2540	2:37
Feb 28, 2018	INDIANA STATE	W	8-5		5-5-5	8-9-8	9	9-1-0	0-0-0	A. Brown (W 1-0)	2427	2:50
Mar 02, 2018	Sam Houston State		6-7	L	6-9-0	7-9-1	10	9-2-0	0-0-0	T. Brown (L 1-1)	--	3:17

GAME-BY-GAME OFFENSIVE STATISTICS

DATE	OPPONENT	AB	R	H	RBI	2B	3B	HR	TB	BB	IBB	SB	CS	HBP	SAC	SF	GDP	K	PO	A	E	LOB	AVG.
Feb 16	#25 DUKE	37	9	15	8	2	0	0	17	3	0	2	0	1	0	1	1	3	27	11	1	9	.405
Feb 17	#25 DUKE	36	4	9	3	3	0	1	15	2	0	1	0	1	0	0	0	11	27	7	0	8	.329
Feb 18	#25 DUKE	36	9	13	8	1	0	1	17	5	0	2	0	1	1	0	1	6	27	8	0	10	.339
Feb 20	PRESBYTERIAN	34	7	12	6	4	0	1	19	4	0	2	1	1	0	0	1	5	27	11	0	8	.343
Feb 21	PRESBYTERIAN	39	15	11	10	3	1	1	19	10	0	6	0	1	0	0	0	4	27	9	1	11	.330
Feb 23	UMASS-LOWELL	36	15	13	14	5	0	1	21	14	0	1	0	2	0	1	0	13	27	11	0	14	.335
Feb 24	UMASS-LOWELL	39	15	16	14	3	0	3	28	6	0	4	0	3	1	0	0	12	27	6	0	10	.346
Feb 25	UMASS-LOWELL	33	9	11	8	0	1	1	16	9	0	7	0	0	0	0	2	4	27	12	0	9	.345
Feb 27	AUSTIN PEAY	42	19	19	17	4	0	3	32	9	0	5	1	1	0	0	0	9	27	11	2	9	.358
Feb 28	INDIANA STATE	32	8	9	8	4	0	2	19	3	0	0	0	0	0	1	0	11	27	6	1	4	.352
Mar 02	vs Sam Houston St.	36	6	9	6	3	0	0	12	3	0	0	0	0	0	0	2	12	28	7	0	3	.343
Totals		400	116	137	102	32	2	14	215	68	0	30	2	11	2	3	7	90	298	99	5	95	.343

GAME-BY-GAME PITCHING STATISTICS

Date	Opponent	IP	H	R	ER	BB	SO	2B	3B	HR	WP	BK	HBP	DP	IBB	Score	W	L	SV	ERA
Feb 16	#25 DUKE	9.0	3	1	1	5	9	1	0	0	0	1	4	1	0	9-1	1	0	0	1.00
Feb 17	#25 DUKE	9.0	9	5	5	1	13	2	0	1	0	0	2	1	0	4-5	1	1	0	3.00
Feb 18	#25 DUKE	9.0	6	1	1	4	13	1	0	0	1	1	1	2	0	9-1	2	1	0	2.33
Feb 20	PRESBYTERIAN	9.0	5	1	1	2	7	1	0	0	0	0	1	1	0	7-1	3	1	0	2.00
Feb 21	PRESBYTERIAN	9.0	6	2	1	1	9	1	0	0	1	0	1	2	0	15-2	4	1	0	1.80
Feb 23	UMASS-LOWELL	9.0	4	0	0	2	11	0	0	0	0	0	1	1	0	15-0	5	1	0	1.50
Feb 24	UMASS-LOWELL	9.0	11	2	2	1	13	2	0	0	2	0	1	2	0	15-2	6	1	0	1.57
Feb 25	UMASS-LOWELL	9.0	4	2	2	1	12	0	0	0	0	0	1	0	0	9-2	7	1	0	1.62
Feb 27	AUSTIN PEAY	9.0	6	6	2	8	7	3	0	1	3	0	0	0	0	19-6	8	1	0	1.67
Feb 28	INDIANA STATE	9.0	5	5	5	2	9	0	0	3	0	0	1	0	0	8-5	9	1	0	2.00
Mar 02	vs. Sam Houston St.	9.1	9	7	7	3	12	0	0	4	0	0	1	0	0	6-7	9	2	0	2.45
Totals		99.1	68	32	27	30	115	11	0	9	7	2	14	10	0	116-32	9	2	0	2.45

GAME-BY-GAME STARTERS BY POSITION

Date	Opponent	C	1B	2B	3B	SS	LF	CF	RF	DH
Feb 16	#25 DUKE	Scott	Infante	Paul	Gonzalez	Kaiser	Jones	DeMarco	Bleday	King
Feb 17	#25 DUKE	Clarke	Infante	Paul	Gonzalez	Kaiser	Jones	DeMarco	Bleday	Day
Feb 18	#25 DUKE	Scott	Infante	Paul	Gonzalez	Kaiser	Martin	Jones	DeMarco	Fellows
Feb 20	PRESBYTERIAN	Scott	Infante	Paul	Gonzalez	Kaiser	Jones	DeMarco	Ray	Martin
Feb 21	PRESBYTERIAN	Clarke	Infante	Paul	Gonzalez	Kaiser	Jones	DeMarco	Bleday	Martin
Feb 23	UMASS-LOWELL	Scott	Infante	Paul	Gonzalez	Kaiser	Martin	Jones	DeMarco	King
Feb 24	UMASS-LOWELL	Clarke	Infante	Paul	Gonzalez	Kaiser	Jones	DeMarco	Bleday	Martin
Feb 25	UMASS-LOWELL	Scott	Martin	Paul	Gonzalez	Kaiser	Jones	DeMarco	Bleday	Fellows
Feb 27	AUSTIN PEAY	Scott	Martin	Paul	Gonzalez	Kaiser	Grisanti	Jones	DeMarco	Day
Feb 28	INDIANA STATE	Clarke	Martin	Paul	Gonzalez	Kaiser	Jones	DeMarco	Bleday	T. Brown
Mar 02	vs. Sam Houston St.	Scott	Infante	Paul	Gonzalez	Kaiser	Jones	DeMarco	Bleday	Martin

STARTERS BREAKDOWN

(Win-Loss record in parenthesis)

PITCHER:

Drake Fellows	3	(2-1)
Chandler Day	2	(2-0)
Zach King	2	(1-1)
Jake Eder	2	(2-0)
Mason Hickman	1	(1-0)
Maddux Conger	1	(1-0)

CATCHER:

Stephen Scott	7	(6-1)
Philip Clarke	4	(2-1)

FIRST BASE:

Julian Infante	8	(6-2)
Austin Martin	3	(2-0)

SECOND BASE:

Ethan Paul	11	(9-2)
------------	----	-------

THIRD BASE:

Jayson Gonzalez	11	(9-2)
-----------------	----	-------

SHORTSTOP:

Connor Kaiser	11	(9-2)
---------------	----	-------

LEFT FIELD:

Alonzo Jones	8	(6-2)
Austin Martin	2	(2-0)
Walker Grisanti	1	(1-0)

CENTER FIELD:

Pat DeMarco	8	(6-2)
Alonzo Jones	3	(3-0)

RIGHT FIELD:

JJ Bleday	7	(5-2)
Pat DeMarco	3	(3-0)
Harrison Ray	1	(1-0)

DESIGNATED HITTER:

Austin Martin	4	(3-1)
Zach King	2	(2-0)
Chandler Day	2	(1-1)
Drake Fellows	2	(2-0)
Tyler Brown	1	(1-0)

STARTERS BREAKDOWN

(Win-Loss record in parenthesis)

LEADOFF:

Austin Martin	9	(8-1)
Pat DeMarco	2	(1-1)

2ND SPOT:

Connor Kaiser	11	(9-2)
---------------	----	-------

3RD SPOT:

Ethan Paul	11	(9-2)
------------	----	-------

CLEANUP:

Pat DeMarco	9	(8-1)
Julian Infante	2	(1-1)

5TH SPOT:

Philip Clarke	4	(3-1)
Zach King	2	(2-0)
Stephen Scott	1	(1-0)
Chandler Day	1	(1-0)
Drake Fellows	1	(1-0)
Julian Infante	1	(1-0)
JJ Bleday	1	(0-1)

6TH SPOT:

Jayson Gonzalez	7	(5-2)
Julian Infante	3	(3-0)
Stephen Scott	1	(1-0)

7TH SPOT:

JJ Bleday	6	(5-1)
Stephen Scott	3	(2-1)
Jayson Gonzalez	1	(1-0)
Drake Fellows	1	(1-0)

8TH SPOT:

Jayson Gonzalez	3	(3-0)
Alonzo Jones	2	(1-1)
Julian Infante	2	(1-1)
Harrison Ray	1	(1-0)
Stephen Scott	1	(1-0)
Walker Grisanti	1	(1-0)
T. Brown	1	(1-0)

9TH SPOT:

Alonzo Jones	9	(8-1)
Stephen Scott	1	(1-0)
Chandler Day	1	(0-1)

GAME-BY-GAME BATTING ORDER

Date	Opponent	1	2	3	4	5	6	7	8	9
Feb 16	#25 DUKE	DeMarco	Kaiser	Paul	Infante	King	Gonzalez	Bleday	Jones	Scott
Feb 17	#25 DUKE	DeMarco	Kaiser	Paul	Infante	Clarke	Gonzalez	Bleday	Jones	Day
Feb 18	#25 DUKE	Martin	Kaiser	Paul	DeMarco	Scott	Infante	Fellows	Gonzalez	Jones
Feb 20	PRESBYTERIAN	Martin	Kaiser	Paul	DeMarco	Infante	Scott	Gonzalez	Ray	Jones
Feb 21	PRESBYTERIAN	Martin	Kaiser	Paul	DeMarco	Clarke	Infante	Bleday	Gonzalez	Jones
Feb 23	UMASS-LOWELL	Martin	Kaiser	Paul	DeMarco	King	Infante	Scott	Gonzalez	Jones
Feb 24	UMASS-LOWELL	Martin	Kaiser	Paul	DeMarco	Clarke	Gonzalez	Bleday	Infante	Jones
Feb 25	UMASS-LOWELL	Martin	Kaiser	Paul	DeMarco	Fellows	Gonzalez	Bleday	Scott	Jones
Feb 27	AUSTIN PEAY	Martin	Kaiser	Paul	DeMarco	Day	Gonzalez	Scott	Grisanti	Jones
Feb 28	INDIANA STATE	Martin	Kaiser	Paul	DeMarco	Clarke	Gonzalez	Bleday	T. Brown	Jones
Mar 02	vs. Sam Houston St.	Martin	Kaiser	Paul	DeMarco	Bleday	Gonzalez	Scott	Infante	Jones

VANDERBILT HOME RUNS

No.	Player	Game #	Date	Opponent	Pitcher	Runs	Inn	Outs	Count	Final
1.	Scott	2	Feb. 17	Duke	Stinson, G	1	7	2	0-2	L, 5-4
2.	Martin	3	Feb. 18	Duke	Stallings, M *	1	1	0	1-1	W, 9-1
3.	Paul	4	Feb. 20	Presbyterian	PARADIS, A.	1	1	2	2-1	W, 7-1
4.	Clarke	5	Feb. 21	Presbyterian	McLAUGHLIN	3	1	2	0-0	W, 15-2
5.	Bleday	6	Feb. 23	UMass-Lowell	Hoar III	1	7	2	1-0	W, 15-0
6.	Gonzalez	7	Feb. 24	UMass-Lowell	Riley	3	5	1	3-2	W, 15-2
7.	Paul	7	Feb. 24	UMass-Lowell	Constant	4	5	2	3-2	W, 15-2
8.	Gonzalez	7	Feb. 24	UMass-Lowell	Hoar III	2	8	0	2-2	W, 15-2
9.	Scott	8	Feb. 25	UMass-Lowell	Rand	3	6	1	1-2	W, 9-2
10.	Paul	9	Feb. 27	AUSTIN PEAY	Gollert	2	3	1	0-0	W, 19-6
11.	Grisanti	9	Feb. 27	AUSTIN PEAY	Rye	3	4	2	3-2	W, 19-6
12.	Bleday	9	Feb. 27	AUSTIN PEAY	Wilson	1	8	0	1-0	W, 19-6
13.	DeMarco	10	Feb. 28	INDIANA STATE	Ward	1	6	0	2-2	W, 8-5
14.	Jones	10	Feb. 28	INDIANA STATE	Ridgway	3	6	2	0-1	W, 8-5

* - leadoff home run

HOME RUN TRACKER

Player	Career HR	Last HR	Opponent	Runs	Inn	Outs	Count	Final
Bleday	4	Feb. 27, 2018	vs. Austin Pey	1	8	0	1-0	W, 19-6
Clarke	1	Feb. 21, 2018	vs. Presbyterian	3	1	2	0-0	W, 15-2
DeMarco	1	Feb. 28, 2018	vs. Indiana State	1	6	2	0-1	W, 8-5
Gonzalez	2	Feb. 24, 2018	vs. UMass-Lowell	2	8	0	2-2	W, 15-2
Grisanti	2	Feb. 27, 2018	vs. Austin Peay	3	4	2	3-2	W, 19-6
Infante	17	May 14, 2017	at Arkansas	1	2	0	1-2	L, 7-1
Jones	2	Feb. 28, 2017	vs. Indiana State	3	6	2	0-1	W, 8-5
Kaiser	1	May 23, 2017	vs. South Carolina	1	7	1	2-2	L, 7-4
Martin	1	Feb. 18, 2018	vs. Duke	1	1	0	1-1	W, 9-1
Paul	12	Feb. 27, 2018	vs. Austin Peay	2	3	1	0-0	W, 19-6
Ray	1	Feb. 28, 2017	vs. Southeastern La.	2	6	0	0-0	W, 9-6
Scott	5	Feb. 25, 2018	vs. UMass-Lowell	3	6	1	1-2	W, 9-2

BIG INNINGS (FOUR-PLUS RUNS)

VANDERBILT					OPPONENTS				
Date	Opponent	Inning	Runs	Result	Date	Opponent	Inning	Runs	Result
2/16	#25 Duke	5	5	W, 9-1		None			
2/18	#25 Duke	6	5	W, 9-1					
2/20	Presbyterian	7	4	W, 7-1					
2/21	Presbyterian	8	6	W, 15-2					
2/23	UMass-Lowell	4	5	W, 15-0					
2/23	UMass-Lowell	8	5	W, 15-0					
2/24	UMass-Lowell	5	10	W, 15-2					
2/27	Austin Peay	4	8	W, 19-6					
2/27	Austin Peay	8	4	W, 19-6					
2/28	Indiana State	6	4	W, 8-5					
3/02	vs. Sam Houston St.	5	4	L, 7-6 (10)					

HOME RUN BREAKDOWN

at Home	14
on the Road	0
at Neutral Site	0
vs. RHP	5
vs. LHP	9
vs. SEC Teams	0
vs. Non-Conference Teams	14
with 0 outs	4
with 1 out	3
with 2 outs	7
Solo HR	6
2-run HR	2
3-run HR	5
Grand Slam	1
Inside-the-Park HR	0
February	14
March	0
April	0
May	0
June	0
in 1st inning	3
in 2nd inning	0
in 3rd inning	1
in 4th inning	1
in 5th inning	2
in 6th inning	3
in 7th inning	2
in 8th inning	2
in 9th inning	0
in extra innings	0
Leadoff hitter	1
2-hole	0
3-hole	3
Cleanup	2
5-hole	1
6-hole	2
7-hole	0
8-hole	2
9-hole	1
Pinch hitter	2
to Left Field	4
to Left Center	2
to Centerfield	2
to Right Center	1
to Right Field	5
Day Games	14
Night Games	0
Starters	6
Relievers	8
To tie the game	0
To put Vanderbilt ahead	7
Walkoff HR	0
To lead off a game	1
To lead off an inning	3
Record with HR	8-1
Record without HR	1-1

VANDERBILT RECORD WHEN...

	2018
Total	9-2
Conference	0-0
Non-Conf	9-2
Home	9-1
Away	0-0
Neutral	0-1
Day	9-2
Night	0-0
vs Left	5-0
vs Right	4-2
1-Run games	0-2
2-Run games	0-0
5+Run games	8-0
Extra inns	0-1
Shutouts	1-0
Scoring 0-2 runs	0-0
Scoring 3-5 runs	0-1
Scoring 6-9 runs	5-1
Scoring 10+ runs	4-0
Opponent 0-2 runs	7-0
Opponent 3-5 runs	1-1
Opponent 6-9 runs	1-1
Opponent 10+ runs	0-0
Scored in 1st inning	3-0
Scores first	4-2
Opp. scores first	5-0
After 6 leading	9-1
After 6 trailing	0-1
After 6 tied	0-0
After 7 leading	9-1
After 7 trailing	0-0
After 7 tied	0-1
After 8 leading	9-1
After 8 trailing	0-1
After 8 tied	0-0
Hit 0 home runs	1-1
Hit 1 home run	5-1
Hit 2+ home runs	3-0
Opponent 0 home runs	7-0
Opponent 1 home run	1-1
Opponent 2+ HRs	1-1
Made 0 errors	5-2
Made 1 error	3-0
Made 2+ errors	1-0
Opp. made 0 errors	1-0
Opp. made 1 error	7-1
Opp. made 2+ errors	1-1
Out-hit opponent	9-0
Out-hit by opponent	0-0
Hits are tied	0-2

MISCELLANEOUS STATS

HITTING	Longest	Current
Connor Kaiser	7	3
Stephen Scott	7	1
Austin Martin	7	1
Ethan Paul	6	6
Philip Clarke	5	-
Pat DeMarco	5	-
Alonzo Jones	4	-
JJ Bleday	4	4
Walker Grisanti	4	4
Jayson Gonzalez	3	-
Garrett Blaylock	2	1
Cooper Davis	1	-
Harrison Ray	1	1
Julian Infante	1	1

REACHED BASE	Longest	Current
Ethan Paul	11	11
Connor Kaiser	11	11
Pat DeMarco	10	-
JJ Bleday	9	9
Stephen Scott	9	9
Philip Clarke	8	-
Austin Martin	7	1
Alonzo Jones	6	-
Walker Grisanti	6	6
Jayson Gonzalez	4	1
Julian Infante	3	1
Ty Duvall	2	-
Garrett Blaylock	2	1
Cooper Davis	2	-
Harrison Ray	2	1
Tyler Solomon	2	2

GAME SUMMARY

Record when team scores:

Runs	0	1	2	3	4	5	6	7	8	9	10+
W-L	0-0	0-0	0-0	0-0	0-1	0-0	0-1	1-0	1-0	3-0	4-0

Record when opponent scores:

Runs	0	1	2	3	4	5	6	7	8	9	10+
W-L	1-0	3-0	3-0	0-0	0-0	1-1	1-0	0-1	0-0	0-0	0-0

Record when leading after:

Inn.	1	2	3	4	5	6	7	8
W-L	3-0	4-0	5-1	5-1	7-1	9-1	9-1	9-1

Record when trailing after:

Runs	1	2	3	4	5	6	7	8
W-L	2-0	1-0	1-0	2-1	1-0	0-1	0-0	0-1

Record when tied after:

Runs	1	2	3	4	5	6	7	8
W-L	4-2	4-2	3-1	2-0	1-1	0-0	0-1	0-0

General summary:

Current winning streak	8
Longest winning streak	8
Longest losing streak	1

Home attendance:	25853 (10 dates avg = 2585)
Away attendance:	0 (0 dates avg = 0)
Total attendance:	25853 (10 dates avg = 2585)

INNING-BY-INNING SUMMARY

	1	2	3	4	5	6	7	8	9	EX	Total
Vanderbilt	6	3	5	16	29	20	15	21	0	1	116
Opponents	5	0	2	4	4	5	0	4	6	2	32

MULTI-HIT GAMES	2	3	4	5+	Tot
Pat DeMarco	4	3	-	-	7
Connor Kaiser	6	-	-	-	6
Austin Martin	3	1	1	-	5
Ethan Paul	2	1	1	-	4
Alonzo Jones	3	1	-	-	4
Stephen Scott	2	1	-	-	3
Philip Clarke	3	-	-	-	3
Jayson Gonzalez	1	-	2	-	3
JJ Bleday	3	-	-	-	3
TEAM	27	7	4	0	38

MULTI-RBI GAMES	2	3	4	5+	Tot
Ethan Paul	1	2	1	1	5
Connor Kaiser	4	1	-	-	5
Philip Clarke	-	3	-	-	3
Jayson Gonzalez	-	-	1	1	2
Stephen Scott	-	-	1	-	1
Garrett Blaylock	1	-	-	-	1
Pat DeMarco	2	-	-	-	2
TEAM	9	7	3	2	21

VU ALL-TIME VS. OPPONENTS

Auburn	61-93-1
Austin Peay	54-20-2
Belmont	56-13-0
Duke	2-1-0
Eastern Kentucky	0-1-0
Evansville	33-18-0
Florida	73-134-0
Georgia	113-120-0
Houston	0-1-0
Indiana State	5-3-0
Kentucky	121-125-3
Lipscomb	51-11-0
Long Beach State	5-1-0
Louisiana	0-0-0
Louisville	22-9-0
LSU	40-56-0
Middle Tennessee State	97-43-0
Mississippi State	43-60-2
Missouri	16-1-0
Ole Miss	54-56-2
Presbyterian	3-0-0
Sam Houston State	0-1-0
South Carolina	32-56-0
TCU	2-1-0
Tennessee	162-161-3
Tennessee Tech	43-22-0
UCLA	1-1-0
USC	3-1-0
UMass-Lowell	3-0-0
Western Kentucky	41-19-0

CORBIN VS. 2018 OPPONENTS

Auburn	25-9-0
Austin Peay	16-2-0
Belmont	20-5-0
Duke	2-1-0
Eastern Kentucky	0-0-0
Evansville	6-2-0
Florida	23-32-0
Georgia	34-15-0
Houston	0-0-0
Indiana State	4-1-0
Kentucky	28-16-0
Lipscomb	19-3-0
Long Beach State	5-1-0
Louisiana	0-0-0
Louisville	11-7-0
LSU	19-14-0
Middle Tennessee State	10-6-0
Mississippi State	24-12-0
Missouri	16-1-0
Ole Miss	19-21-0
Presbyterian	2-0-0
Sam Houston State	0-1-0
South Carolina	27-27-0
TCU	2-1-0
Tennessee	30-17-0
Tennessee Tech	9-20
UCLA	1-1-0
USC	2-1-0
UMass-Lowell	3-0-0
Western Kentucky	12-5-0

CORBIN RECORD BY VENUE

Home	386-118-1
Away	172-144-0
Neutral	76-45-0

SERIES-BY-SERIES BATTING

	AVG.	GP	AB	R	H	2B	3B	HR	RBI	TB	SLG%	BB	HP	SO	GDP	OB%	SF	SH	SB-ATT
#25 DUKE	.339	3	109	22	37	6	0	2	19	49	.450	10	3	20	2	.407	1	1	5-5
PRESBYTERIAN	.315	2	73	22	23	7	1	2	16	38	.521	14	2	9	1	.438	0	0	8-9
UMASS-LOWELL	.370	3	108	39	40	8	1	5	36	65	.602	29	5	29	2	.517	1	1	12-12
at Mississippi State																			
LSU																			
at Florida																			
GEORGIA																			
OLE MISS																			
at Missouri																			
SOUTH CAROLINA																			
at Auburn																			
at Tennessee																			
KENTUCKY																			

SERIES-BY-SERIES PITCHING

	ERA	W-L	GS	CG	SV	IP	H	R	ER	BB	SO	2B	3B	HR	B/AVG.
#25 DUKE	2.33	2-1	3	0	0	27.0	18	7	7	10	35	4	0	1	.194
PRESBYTERIAN	1.00	2-0	2	0	0	18.0	11	3	2	3	16	2	0	0	.177
UMASS-LOWELL	1.33	3-0	3	0	0	27.0	19	4	4	4	36	2	0	0	.198
at Mississippi State															
LSU															
at Florida															
GEORGIA															
OLE MISS															
at Missouri															
SOUTH CAROLINA															
at Auburn															
at Tennessee															
KENTUCKY															

MONTH-BY-MONTH BATTING

	AVG.	GP	AB	R	H	2B	3B	HR	RBI	TB	SLG%	BB	HP	SO	GDP	OB%	SF	SH	SB-ATT
February	.352	10	364	110	128	29	2	14	96	203	.558	65	11	78	5	.460	3	2	30-32
March	.250	1	36	6	9	3	0	0	6	12	.333	3	0	12	2	.308	0	0	0-0
April																			
May																			
June																			

MONTH-BY-MONTH PITCHING

	ERA	W-L	GS	CG	SV	IP	H	R	ER	BB	SO	2B	3B	HR	B/AVG.
February	2.00	9-1	10	0	0	90.0	59	25	20	27	103	11	0	5	.186
March	6.75	0-1	1	0	0	9.1	9	7	7	3	12	0	0	4	.257
April															
May															
June															

HOME-AWAY-NEUTRAL BATTING

	AVG.	GP	AB	R	H	2B	3B	HR	RBI	TB	SLG%	BB	HP	SO	GDP	OB%	SF	SH	SB-ATT
Home	.352	10	364	110	128	29	2	14	96	203	.558	65	11	78	5	.460	3	2	30-32
Away																			
Neutral	.250	1	36	6	9	3	0	0	6	12	.333	3	0	12	2	.308	0	0	0-0

HOME-AWAY-NEUTRAL PITCHING

	ERA	W-L	GS	CG	SV	IP	H	R	ER	BB	SO	2B	3B	HR	B/AVG.
Home	2.00	9-1	10	0	0	90.0	59	25	20	27	103	11	0	5	.186
Away															
Neutral	6.75	0-1	1	0	0	9.1	9	7	7	3	12	0	0	4	.257

DAY-NIGHT BATTING

	AVG.	GP	AB	R	H	2B	3B	HR	RBI	TB	SLG%	BB	HP	SO	GDP	OB%	SF	SH	SB-ATT
Day	.343	11	400	116	137	32	2	14	102	215	.538	68	11	90	7	.448	3	2	30-32
Night																			

DAY-NIGHT PITCHING

	ERA	W-L	GS	CG	SV	IP	H	R	ER	BB	SO	2B	3B	HR	B/AVG.
Day	2.45	9-2	11	0	0	99.1	68	32	27	30	115	11	0	9	.193
Night															

The Automated ScoreBook
Overall Statistics for Vanderbilt (as of Mar 02, 2018)
(All games Sorted by Batting avg)

Record: 9-2 Home: 9-1 Away: 0-0 Neutral: 0-1 SEC: 0-0

Player	avg	gp-gs	ab	r	h	2b	3b	hr	rbi	tb	slg%	bb	hp	so	gdp	ob%	sf	sh	sb-att	po	a	e	fld%
Austin Martin	.471	10-9	34	11	16	3	0	1	5	22	.647	8	3	8	0	.600	0	1	6-8	30	1	0	1.000
Pat DeMarco	.442	11-11	43	12	19	6	0	1	8	28	.651	5	1	9	0	.510	0	0	4-4	20	1	0	1.000
JJ Bleday	.423	10-7	26	7	11	1	0	2	2	18	.692	3	0	5	1	.483	0	0	0-0	7	0	0	1.000
Stephen Scott	.387	9-7	31	11	12	4	0	2	9	22	.710	6	0	7	0	.486	0	0	1-1	61	8	0	1.000
Connor Kaiser	.348	11-11	46	17	16	5	0	0	13	21	.457	9	1	7	0	.464	0	1	6-6	20	23	0	1.000
Ethan Paul	.348	11-11	46	16	16	5	0	3	21	30	.652	5	3	8	0	.436	1	0	3-3	14	30	1	.978
Philip Clarke	.333	9-4	30	4	10	0	0	1	12	13	.433	9	1	5	2	.488	1	0	3-3	37	2	0	1.000
Jayson Gonzalez	.325	11-11	40	6	13	2	0	2	11	21	.525	4	0	12	3	.386	0	0	0-0	4	19	3	.885
Alonzo Jones	.300	11-11	40	12	12	2	1	1	4	19	.475	2	0	9	1	.333	0	0	7-7	17	1	0	1.000
Julian Infante	.065	9-8	31	2	2	1	0	0	4	3	.097	5	2	11	0	.231	1	0	0-0	56	4	1	.984

Walker Grisanti	.571	7-1	7	6	4	1	0	1	4	8	1.143	4	0	2	0	.727	0	0	0-0	5	0	0	1.000
Garrett Blaylock	.500	7-0	6	3	3	1	0	0	4	4	.667	0	0	1	0	.500	0	0	0-0	1	2	0	1.000
Harrison Ray	.333	10-1	6	3	2	1	1	0	2	5	.833	2	0	0	0	.500	0	0	0-0	2	2	0	1.000
Cooper Davis	.333	4-0	3	2	1	0	0	0	2	1	.333	1	0	0	0	.500	0	0	0-0	0	0	0	.000
Kiambu Fentress	.000	7-0	5	0	0	0	0	0	1	0	.000	0	0	2	0	.000	0	0	0-0	2	0	0	1.000
Ty Duvall	.000	5-0	3	2	0	0	0	0	0	0	.000	3	0	2	0	.500	0	0	0-0	14	0	0	1.000
Tyler Solomon	.000	5-0	3	2	0	0	0	0	0	0	.000	2	0	2	0	.400	0	0	0-0	2	0	0	1.000
Chandler Day	.000	2-2	0	0	0	0	0	0	0	0	.000	0	0	0	0	.000	0	0	0-0	1	1	0	1.000
Zach King	.000	2-2	0	0	0	0	0	0	0	0	.000	0	0	0	0	.000	0	0	0-0	0	2	0	1.000
Drake Fellows	.000	2-2	0	0	0	0	0	0	0	0	.000	0	0	0	0	.000	0	0	0-0	2	0	0	1.000
Tyler Brown	.000	1-1	0	0	0	0	0	0	0	0	.000	0	0	0	0	.000	0	0	0-0	0	1	0	1.000
Totals	.343	11	400	116	137	32	2	14	102	215	.538	68	11	90	7	.448	3	2	30-32	298	99	5	.988
Opponents	.193	11	352	32	68	11	0	9	28	106	.301	30	14	115	9	.281	2	2	2-3	273	92	15	.961

LOB - Team (95), Opp (70). DP's turned - Team (10), Opp (7). Picked off - Paul 1, Martin 1.

(All games Sorted by Earned run avg)

Player	era	w-l	app	gs	cg	sho	sv	ip	h	r	er	bb	so	2b	3b	hr	b/avg	wp	hp	bk	sfa	sha
Drake Fellows	1.76	1-0	3	3	0	0/1	0	15.1	8	3	3	6	20	0	0	1	.160	0	3	0	0	2

Justin Wilson	0.00	0-0	2	0	0	0/0	0	2.0	1	0	0	0	5	0	0	0	.143	1	1	0	0	0
Hugh Fisher	0.00	0-0	1	0	0	0/0	0	2.0	0	0	0	0	0	0	0	0	.000	0	0	0	0	0
AJ Franklin	0.00	0-0	2	0	0	0/1	0	1.2	0	0	0	1	0	0	0	0	.000	0	0	0	0	0
Justin Willis	0.00	0-0	1	0	0	0/0	0	1.1	2	0	0	1	0	0	0	0	.333	1	0	0	0	0
Paxton Stover	0.00	0-0	1	0	0	0/0	0	1.0	0	0	0	0	2	0	0	0	.000	0	0	0	0	0
Erik Kaiser	0.00	0-0	1	0	0	0/0	0	1.0	1	0	0	0	2	1	0	0	.250	0	0	0	0	0
Mason Hickman	1.00	2-0	2	1	0	0/0	0	9.0	5	1	1	5	9	0	0	0	.172	1	0	1	1	0
Maddux Conger	1.00	1-0	2	1	0	0/0	0	9.0	6	5	1	7	8	2	0	1	.182	3	1	0	0	0
Patrick Raby	1.80	0-1	2	0	0	0/1	0	5.0	5	1	1	1	7	1	0	0	.250	0	2	0	0	0
Aaron Brown	2.25	1-0	3	0	0	0/0	0	4.0	5	2	1	1	3	2	0	0	.294	0	1	0	0	0
Chandler Day	3.00	0-0	2	2	0	0/0	0	9.0	6	3	3	3	12	1	0	0	.182	0	2	0	0	0
Zach King	3.12	0-0	2	2	0	0/0	0	8.2	11	3	3	0	9	1	0	0	.333	0	1	0	0	0
Jackson Gillis	3.72	2-0	3	0	0	0/0	0	9.2	6	4	4	4	13	2	0	2	.176	1	2	1	1	0
Jake Eder	4.00	1-0	2	2	0	0/0	0	9.0	4	4	4	1	9	0	0	2	.133	0	1	0	0	0
Reid Schaller	4.50	0-0	2	0	0	0/0	0	4.0	3	2	2	0	5	1	0	1	.188	0	0	0	0	0
Tyler Brown	4.70	1-1	3	0	0	0/0	0	7.2	5	4	4	4	11	0	0	2	.179	0	0	0	0	0
Totals	2.45	9-2	11	11	0	1/1	0	99.1	68	32	27	30	115	11	0	9	.193	7	14	2	2	2
Opponents	10.19	2-9	11	11	0	0/0	0	91.0	137	116	103	68	90	32	2	14	.343	21	11	3	3	2

PB - Team (0), Opp (4). Pickoffs - Team (3), King 2, Clarke 1, Opp (2). SBA/ATT - Scott (1-2), Clarke (1-1), Hickman (1-1), Fellows (0-1), King (1-1).

NCAA Statistics

Vanderbilt - 2017-18 Baseball Ranking Summary thru games 02/28/2018

Statistic	National Rank	Conference Rank	Value	National Leader	Value	Conference Leader	Value
Base on Balls (293 ranked)	2	1	65	South Ala.	69	Vanderbilt	65
Batting Average (293 ranked)	7	2	0.352	Tennessee Tech	0.393	Texas A&M	0.353
Double Plays (279 ranked)	11	1	10	North Dakota St.	14	Vanderbilt	10
						Tennessee	10
Double Plays Per Game (292 ranked)	51	2	1.00	Georgia St.	1.86	Tennessee	1.11
Doubles (291 ranked)	1	1	29	Vanderbilt	29	Vanderbilt	29
Doubles Per Game (292 ranked)	10	2	2.90	Tennessee Tech	3.43	Kentucky	3.00
Earned Run Average (293 ranked)	11	4	2.00	St. John's (NY)	0.98	Arkansas	1.77
Fielding Percentage (293 ranked)	14	1	0.986	Southern California	0.997	Vanderbilt	0.986
Hit Batters (281 ranked)	37	2	13	Florida A&M	22	LSU	14
Hit by Pitch (286 ranked)	71	6	11	Texas Tech	27	Alabama	24
Hits (293 ranked)	1	1	128	Vanderbilt	128	Vanderbilt	128
Hits Allowed Per Nine Innings (293 ranked)	9	3	5.90	Texas Tech	5.00	South Carolina	5.56
				Stetson	5.00		
Home Runs (253 ranked)	8	3	14	Tennessee Tech	22	South Carolina	18
				CSUN	22		
Home Runs Per Game (281 ranked)	23	4	1.40	Tennessee Tech	3.14	South Carolina	2.00
On Base Percentage (293 ranked)	5	2	0.460	New Mexico St.	0.503	Alabama	0.467
Runs (293 ranked)	2	1	110	New Mexico St.	121	Vanderbilt	110
Sacrifice Bunts (216 ranked)	170	6	2	Georgia	11	Georgia	11
				Fresno St.	11		
Sacrifice Flies (202 ranked)	100	12	3	New Mexico St.	9	Texas A&M	7
				Middle Tenn.	9		
Scoring (293 ranked)	4	1	11.0	New Mexico St.	15.1	Vanderbilt	11.0
Shutouts (22 ranked)	22	3	1	5 teams tied	3	South Carolina	2
						Auburn	2
Slugging Percentage (293 ranked)	10	3	0.558	Tennessee Tech	0.736	Texas A&M	0.588
Stolen Bases (272 ranked)	3	1	30	Southeastern La.	39	Vanderbilt	30
Stolen Bases Per Game (281 ranked)	4	1	3.00	Southeastern La.	4.33	Vanderbilt	3.00
Strikeout-to-Walk Ratio (293 ranked)	19	6	3.81	Texas A&M	5.47	Texas A&M	5.47
Strikeouts Per Nine Innings (293 ranked)	32	6	10.3	Mercer	13.1	Ole Miss	11.6
Triple Plays (1 ranked)				LIU Brooklyn	1		
Triples (123 ranked)	63	8	2	Texas A&M	8	Texas A&M	8
Triples Per Game (224 ranked)	126	9	0.20	Northwestern	1.00	Texas A&M	0.89
WHIP (293 ranked)	7	4	0.96	Stetson	0.86	Texas A&M	0.86
WL Pct (273 ranked)	14	5	0.900	13 teams tied	1.000	4 teams tied	1.000
Walks Allowed Per Nine Innings (293 ranked)	27	6	2.70	Saint Mary's (CA)	1.65	Florida	1.72

THE LAST TIME VANDERBILT...

Won 10 or more consecutive games _____ 4/20-5/16/13 (14)
 Lost five or more consecutive games _____ 3/16-23/12 (5)
 Scored 20 or more runs in a game _____ 21 vs. Middle Tennessee, 4/18/17
 Scored 10+ Runs in an Inning _____ 10 (5th) vs UMass-Lowell, 2/24/18
 Did Not Strikeout _____ vs. Tennessee-Martin, 2/23/05
 Hit consecutive home runs _____ Will Toffey (2R), Stephen Scott (solo) at Ole Miss, 3/18
 Had a triple steal _____ Ethan Paul (home), Jeren Kendall (3rd), Bryan Reynolds (2nd) vs. Auburn, 5/19/16
 Shut out consecutive opponents _____ vs. Radford (12-0), 3/9/16
 _____ vs. Xavier (7-0), 3/11/16
 Shut out the opponent _____ vs. UMass-Lowell (15-0), 2/23/18
 Was shut out by the opponent at home _____ vs. Kentucky (3-0), 4/17/16
 Was shut out by the opponent on the road _____ at Clemson (6-0), 6/4/17
 Was shut out in two consecutive games _____ vs. Kentucky (14-0) (4-0), 4/23/76
 Swept a conference doubleheader _____ vs. Auburn, 5/19/16
 Was swept in a conference doubleheader _____ vs. Tennessee, 4/25/10
 Swept a conference series at home _____ vs. Auburn, 5/19-21/16
 Was swept in a conference series at home _____ vs. Tennessee, 5/14-16/09
 Swept a conference series (three games) on the road _____ at Missouri, 3/25-27/16
 Was swept in a conference series on the road _____ at Florida, 3/16-18/12
 Lost a conference series at home _____ vs. Florida, 4/13-15/17
 Lost a conference series on the road _____ at Arkansas, 5/12-14/17
 Threw a no hitter _____ at Western Kentucky (J. Lewis, N. Pilkington, J. Scott, M. Buschmann), 5/6/03
 Was no-hit _____ at Texas A&M (Kyle Simonds, 9.0), 5/7/16

THE LAST TIME A VANDERBILT PLAYER...

Hit two home runs in a game _____ Jayson Gonzalez vs. UMass-Lowell, 2/24/17
 Hit three home runs in a game _____ Aaron Westlake vs. Oregon State, 6/11/11
 Hit a grand slam _____ Ethan Paul vs. UMass-Lowell, 2/24/18
 Hit a walk-off home run _____ Jeren Kendall vs. Cal State Fullerton, 6/14/15
 Hit an inside the park home run _____ Will Toffey vs. Belmont, 3/22/17
 Hit for the cycle _____ Clinton Johnston vs. Kentucky, 4/28/96
 Had seven or more RBIs in a game _____ Ethan Paul (7) vs. UMass-Lowell, 2/24/18
 _____ Dominic de la Osa (7) vs. Georgia, 4/16/06
 _____ Karl Nonemaker (7) vs. Kentucky, 5/12/02
 Had five or more hits in a game _____ Tony Kemp (5) at Belmont, 2/19/13
 Had two hits in an Inning _____ Austin Martin (5th - 1B, 1B), Ethan Paul (5th - 2B, HR) vs. UMass-Lowell, 2/24/18
 Had 10 or more total bases in a game _____ Jeren Kendall (10) vs. San Diego, 2/19/16
 Stole three or more bases in a game _____ Austin Martin (3) vs. Presbyterian, 2/21/18
 Stole Home _____ Ethan Paul vs. Auburn, 5/19/16
 Had a 10-game hit streak _____ Julian Infante (10), 3/28-4/13/17
 Had a 15-game hit streak _____ Bryan Reynolds (16), 3/10-4/3/15
 Had a 20-game hit streak _____ Xavier Turner (27), 3/4-4/22/14
 Had a 25-game hit streak _____ Xavier Turner (27), 3/4-4/22/14
 Had 10 or more strikeouts in a game _____ Drake Fellows (10) vs. Alabama, 5/20/17
 Had 15 or more strikeouts in a game _____ Kevin Ziomek (15) vs. Illinois-Chicago, 3/1/13
 Pitched a complete game _____ Patrick Raby at Georgia, 4/21/17
 Pitched a seven-inning complete game _____ Philip Pfeifer vs. Alabama, 5/22/15
 Pitched a nine-inning, complete game shutout _____ Kyle Wright vs. Florida, 4/14/17
 Pitched a seven-inning, complete game shutout _____ Nick Christiani vs. Belmont, 5/5/09
 Pitched a combined shutout _____ Matt Ruppenthal (6.0), Reed Hayes (1.1), Jackson Gillis (1.2) at Clemson, 6/5/17
 Pitched a no-hitter _____ Doug Wessel vs. Belmont, 4/19/1971
 Pitched a no-hitter (combined) _____ Jensen Lewis, Nick Pilkington, John Scott, Matt Buschmann at Western Ky., 5/6/03
 Pitched a perfect game _____ Jensen Lewis, Nick Pilkington, John Scott, Matt Buschmann at Western Ky., 5/6/03

NUMERICAL ROSTER

No.	Name	Pos.	B/T	Ht.	Wt.	Cl.	Hometown/Previous School
2	Harrison Ray	IF	R/R	5-11	190	So./1L	Longwood, Fla. (Lake Brantley HS)
3	Cooper Davis	OF	L/R	5-10	185	Fr./HS	Mississauga, Ontario (St. Aloysius Gonzaga)
5	Philip Clarke	C	L/R	5-11	190	Fr./HS	Franklin, Tenn. (Christ Presbyterian Academy)
6	Justin Wilson	RHP	R/R	6-0	180	R-So./RS	Murfreesboro, Tenn. (Oakland HS/Vol State CC)
8	Alonzo Jones	OF	S/R	5-10	195	Jr./2L	Columbus, Ga. (Columbus HS)
9	Garrett Blaylock	IF	L/R	6-3	208	Fr./HS	Asheville, N.C. (T.C. Roberson HS)
10	Ethan Paul	IF	L/R	5-10	185	Jr./2L	Bellevue, Wash. (International School)
11	Paxton Stover	LHP	L/L	5-11	200	Sr./1L	Ridgely, Tenn. (Dyer County HS/Dyersburg State CC)
12	Connor Kaiser	IF	R/R	6-4	205	Jr./2L	Overland Park, Kan. (Blue Valley West HS)
13	Kiambu Fentress	OF	R/R	6-0	175	R-So./1L	Nashville, Tenn. (Ensworth School)
16	Austin Martin	IF	R/R	6-0	170	Fr./HS	Jacksonville, Fla. (Trinity Christian Academy)
17	Walker Grisanti	OF	L/R	5-10	195	Jr./2L	Collierville, Tenn. (Christian Brothers HS)
18	Pat DeMarco	OF	R/R	5-11	205	Fr./HS	Winder, Ga. (Winder Barrow HS)
19	Stephen Scott	OF/C	L/R	5-11	200	Jr./2L	Cary, N.C. (Cardinal Gibbons HS)
20	Ty Duvall	C	L/R	5-11	190	So./1L	Lebanon, Ohio (Lebanon HS)
21	Tyler Brown	RHP	R/R	6-4	242	Fr./HS	Lewis Center, Ohio (Olentangy Orange HS)
22	Julian Infante	IF	R/R	6-3	215	Jr./2L	Miami, Fla. (Westminister Christian HS)
27	Chandler Day	RHP	R/R	6-5	180	Jr./2L	Granville, Ohio (Watkins Memorial HS)
29	Patrick Raby	RHP	R/R	6-3	230	Jr./2L	Knoxville, Tenn. (Farragut HS)
31	Justin Willis	RHP	R/R	5-11	180	Fr./HS	West New York, N.J. (Memorial HS)
32	Hugh Fisher	LHP	R/L	6-5	185	Fr./HS	Eads, Tenn. (Briarcrest Christian HS)
33	Erik Kaiser	RHP	R/R	6-5	205	Fr./HS	Waterloo, Ill. (Waterloo HS)
34	Zach King	LHP	L/L	6-6	210	So./1L	Spring Hill, Tenn. (Spring Hill HS)
35	Jackson Gillis	LHP	R/L	6-3	220	So./1L	Wilmington, Mass. (Wilmington HS)
39	Jake Eder	LHP	L/L	6-4	210	Fr./HS	Ft. Lauderdale, Fla. (Calvary Christian Academy)
40	Aaron Brown	RHP	R/R	6-4	205	Fr./HS	Mt. Juliet, Tenn. (Mt. Juliet HS)
42	Maddux Conger	RHP	R/R	6-3	200	Jr./2L	Stephenville, Texas (Stephenville HS)
43	Tyler Solomon	IF	S/R	6-4	215	Fr./HS	Haymarket, Va. (Battlefield HS)
44	Mason Hickman	RHP	R/R	6-6	230	Fr./HS	Hendersonville, Tenn. (Pope John Paul II HS)
45	Reid Schaller	RHP	R/R	6-3	215	R-Fr./RS	Lebanon, Ind. (Lebanon HS)
49	AJ Franklin	LHP	L/L	6-2	180	R-So./1L	Lebanon, Tenn. (Wilson Central HS)
51	JJ Bleday	OF	L/L	6-3	205	So./1L	Panama City Beach, Fla. (A. Crawford Mosley HS)
66	Drake Fellows	RHP	L/R	6-5	210	So./1L	Plainfield, Ill. (Joliet Catholic Academy)
99	Jayson Gonzalez	INF	R/R	6-2	205	Fr./HS	Covina, Calif. (Bishop Amat HS)

Head Coach: 4 Tim Corbin (Ohio Wesleyan, 1984) - 16th Season at Vanderbilt

Associate Head Coach: 26 Scott Brown (SUNY-Cortland, 1999)

Assistant Coach: 24 Mike Baxter (Vanderbilt, 2005)

Volunteer Coach: 1 David Macias (Vanderbilt, 2008)

Athletic Trainer: Tracy Campbell (James Madison, 2008)

Strength & Conditioning Coach: Chris Ham (Illinois, 2005)

Director of Baseball Operations: Brooks Webb (Birmingham Southern, 2011)

Director of Player Development: Alex Levitt (Vanderbilt, 2010)

Video Coordinator: Brandon Barak (Illinois, 2012)

Equipment Manager: John Mardirosian (Texas, 2011)

Student Assistants: Josh Ruchotzke & Casey Stangel

Student Managers: Jack Goodrum, Chase Casali, Preston Hausser & Jackson Kelley

PRONUNCIATION CHART

JJ Bleday _____ bleh-DAY
 Kiambu Fentress _____ key-AHM-boo
 Walker Grisanti _____ greh-sahn-TEE
 Patrick Raby _____ ray-BEE
 Reid Schaller _____ SHALL-er
 Paxton Stover _____ stoe-VER

ALPHABETICAL ROSTER

#	Name	Pos.	Yr.
9	Garrett Blaylock	IF	Fr.
51	JJ Bleday	OF	Jr.
40	Aaron Brown	RHP	Fr.
21	Tyler Brown	RHP	Fr.
5	Philip Clarke	C	Fr.
42	Maddux Conger	RHP	Jr.
3	Cooper Davis	OF	Fr.
27	Chandler Day	RHP	Jr.
18	Pat DeMarco	OF	Fr.
20	Ty Duvall	C	So.
39	Jake Eder	LHP	Fr.
66	Drake Fellows	RHP	So.
13	Kiambu Fentress	OF	R-So.
32	Hugh Fisher	LHP	Fr.
49	AJ Franklin	LHP	R-So.
35	Jackson Gillis	LHP	So.
99	Jayson Gonzalez	IF	Fr.
17	Walker Grisanti	OF	Jr.
44	Mason Hickman	RHP	Fr.
22	Julian Infante	IF	Jr.
8	Alonzo Jones	OF	Jr.
12	Connor Kaiser	IF	Jr.
33	Erik Kaiser	RHP	Fr.
34	Zach King	LHP	So.
16	Austin Martin	IF	Fr.
10	Ethan Paul	IF	Jr.
29	Patrick Raby	RHP	Jr.
2	Harrison Ray	IF	So.
45	Reid Schaller	RHP	R-Fr.
19	Stephen Scott	OF/C	Jr.
43	Tyler Solomon	IF	Fr.
11	Paxton Stover	LHP	Sr.
31	Justin Willis	RHP	Fr.
6	Justin Wilson	RHP	R-So.

EXPERIENCE BREAKDOWN

Seniors (1) _____ Stover
 Juniors (9) _____ Conger, Day, Grisanti, Infante, Jones,
 _____ C. Kaiser, Paul, Raby, Scott,
 Redshirt Sophomores (3) _____ Franklin, Fentress, Wilson
 Sophomores (7) _____ Bleday, Duvall, Fellows, Gillis,
 _____ King, Ray, Sandborn
 Redshirt Freshman (1) _____ Schaller
 Freshmen (14) _____ Blaylock, A. Brown, T. Brown, Clarke,
 _____ Davis, DeMarco, Eder, Fisher, Gonzalez, Hickman,
 _____ E. Kaiser, Martin, Solomon, Willis

STATE BREAKDOWN

California (1) _____ Gonzalez
 Florida (5) _____ Bleday, Eder, Infante, Martin, Ray
 Georgia (1) _____ Alonzo Jones
 Illinois (2) _____ Fellows, E. Kaiser
 Indiana (1) _____ Schaller
 Kansas (1) _____ C. Kaiser
 Massachusetts (1) _____ Gillis
 New Jersey (1) _____ Willis
 New York (1) _____ DeMarco
 North Carolina (2) _____ Blaylock, Scott
 Ohio (3) _____ T. Brown, Day, Duvall
 Ontario, Canada (1) _____ Davis
 Tennessee (11) _____ A. Brown, Clarke
 _____ Fentress, Fisher, Franklin, Grisanti, Hickman,
 _____ King, Raby, Stover, Wilson
 Texas (1) _____ Conger
 Virginia (1) _____ Solomon
 Washington (1) _____ Paul



Harrison Ray
Fr. ★ 5-11 ★ 190 ★ R/R
IF ★ Longwood, Fla.



Cooper Davis
Fr. ★ 5-10 ★ 185 ★ L/R
OF ★ Mississauga, Ontario



Philip Clarke
Fr. ★ 5-11 ★ 190 ★ L/R
C ★ Franklin, Tenn.



Justin Wilson
R-So. ★ 6-0 ★ 175 ★ R/R
RHP ★ Murfreesboro, Tenn.



Alonzo Jones
Jr. ★ 5-10 ★ 195 ★ S/R
OF ★ Columbus, Ga.



Garrett Blaylock
Fr. ★ 6-3 ★ 200 ★ L/R
IF ★ Asheville, N.C.



Ethan Paul
Jr. ★ 5-10 ★ 185 ★ L/R
IF ★ Bellevue, Wash.



Paxton Stover
Sr. ★ 5-11 ★ 190 ★ L/L
LHP ★ Ridgely, Tenn.



Connor Kaiser
Jr. ★ 6-4 ★ 205 ★ R/R
IF ★ Overland Park, Kan.




Kiamu Fentress
R-So. ★ 6-0 ★ 175 ★ R/R
OF ★ Nashville, Tenn.



Austin Martin
Fr. ★ 6-0 ★ 170 ★ R/R
IF ★ Jacksonville, Fla.



Walker Grisanti
Jr. ★ 5-10 ★ 190 ★ L/R
OF ★ Collierville, Tenn.



Pat DeMarco
Fr. ★ 5-11 ★ 205 ★ R/R
OF ★ Staten Island, N.Y.



Stephen Scott
Jr. ★ 5-11 ★ 200 ★ L/R
OF/C ★ Cary, N.C.




Ty Duvall
So. ★ 5-11 ★ 190 ★ L/R
C ★ Lebanon, Ohio



Tyler Brown
Fr. ★ 6-4 ★ 242 ★ R/R
RHP ★ Ashland, Ohio



Julian Infante
Jr. ★ 6-3 ★ 215 ★ R/R
IF ★ Miami, Fla.



Chandler Day
Jr. ★ 6-5 ★ 180 ★ R/R
RHP ★ Granville, Ohio




Patrick Raby
Jr. ★ 6-3 ★ 230 ★ R/R
RHP ★ Knoxville, Tenn.



Justin Willis
Fr. ★ 5-11 ★ 180 ★ R/R
RHP ★ West New York, N.J.



Hugh Fisher
Fr. ★ 6-5 ★ 185 ★ R/L
LHP ★ Eads, Tenn.



Erik Kaiser
Fr. ★ 6-5 ★ 205 ★ R/R
RHP ★ Waterloo, Ill.



Zach King
So. ★ 6-6 ★ 210 ★ L/L
LHP ★ Spring Hill, Tenn.



Jackson Gillis
So. ★ 6-3 ★ 225 ★ R/L
LHP ★ Wilmington, Mass.



Jake Eder
Fr. ★ 6-4 ★ 210 ★ L/L
LHP ★ Ocean Ridge, Fla.




Aaron Brown
Fr. ★ 6-4 ★ 205 ★ R/R
RHP ★ Mt. Juliet, Tenn.




Maddux Conger
Jr. ★ 6-3 ★ 200 ★ R/R
RHP ★ Stephenville, Texas




Tyler Solomon
Fr. ★ 6-4 ★ 215 ★ S/R
C ★ Haymarket, Va.



Mason Hickman
Fr. ★ 6-6 ★ 230 ★ R/R
RHP ★ Hendersonville, Tenn.



Reid Schaller
R-Fr. ★ 6-3 ★ 210 ★ R/R
RHP ★ Lebanon, Ind.



AJ Franklin
R-So. ★ 6-2 ★ 180 ★ L/L
LHP ★ Lebanon, Tenn.



JJ Bleday
So. ★ 6-5 ★ 205 ★ L/L
OF ★ Panama City Beach, Fla.




Drake Fellows
So. ★ 6-5 ★ 205 ★ L/R
RHP ★ Plainfield, Ill.




Jayson Gonzalez
Fr. ★ 6-2 ★ 205 ★ R/R
IF ★ Covina, Calif.



Tim Corbin
Head Coach
16th Season



Scott Brown
Associate Head Coach
6th Season



Mike Baxter
Hitting Coach
1st Season



David Macias
Volunteer Assistant Coach
1st Season