



VANDERBILT

2018 BASEBALL GAME NOTES



Vanderbilt Athletic Communications ★ 2601 Jess Neely Dr. Nashville, TN 37212
Baseball Contact: Andrew Pate ★ Cell: 713.387.9119 ★ Email: andrew.pate@vanderbilt.edu
vucommodores.com ★ twitter: @vandybaseball

2018 SCHEDULE/RESULTS

OVERALL: 7-1 | SEC: 0-0 | H: 7-1 | A: 0-0 | N: 0-0

FEBRUARY (7-1)

16	#25 DUKE	W, 9-1	SEC Network+
17	#25 DUKE	L, 5-4	
18	#25 DUKE	W, 9-1	SEC Network+
20	PRESBYTERIAN	W, 7-1	SEC Network+
21	PRESBYTERIAN	W, 15-2	SEC Network+
23	UMASS-LOWELL	W, 15-0	SEC Network+
24	UMASS-LOWELL	W, 15-2	
25	UMASS-LOWELL	W, 9-2	
27	AUSTIN PEAY	4:00 PM	
28	INDIANA STATE	4:00 PM	SEC Network+

MARCH (0-0)

2	vs. Sam Houston St. %	12:00 PM	
3	vs. Louisiana %	3:30 PM	
4	vs. Houston %	6:00 PM	
7	at Long Beach St.	8:00 PM	
9	at UCLA	12:30 PM	
10	at USC	6:00 PM	Pac-12 Network
11	vs. TCU ^	1:00 PM	
14	EASTERN KENTUCKY	6:30 PM	SEC Network+
16	at Mississippi St. *	6:00 PM	SEC Network
17	at Mississippi St. *	2:00 PM	SEC Network+
18	at Mississippi St. *	1:00 PM	SEC Network+
20	Belmont &	6:30 PM	
23	LSU *	8:00 PM	ESPNU
24	LSU *	7:30 PM	ESPNU
25	LSU *	12:00 PM	ESPNU
27	vs. Lipscomb &	6:30 PM	
30	at Florida *	5:30 PM	SEC Network+
31	at Florida *	11:00 AM	ESPNU

APRIL (0-0)

1	at Florida *	11:00 AM	SEC Network
3	at Middle Tennessee	6:00 PM	
5	GEORGIA *	6:00 PM	ESPNU
6	GEORGIA *	6:30 PM	SEC Network+
7	GEORGIA *	2:00 PM	SEC Network+
10	WESTERN KENTUCKY	6:30 PM	SEC Network+
13	OLE MISS *	6:30 PM	SEC Network+
14	OLE MISS *	2:00 PM	SEC Network+
15	OLE MISS *	4:00 PM	ESPNU
17	EVANSVILLE	6:30 PM	SEC Network+
19	at Missouri *	7:00 PM	ESPNU
20	at Missouri *	6:30 PM	
21	at Missouri *	2:00 PM	
27	SOUTH CAROLINA *	6:30 PM	SEC Network+
28	SOUTH CAROLINA *	2:00 PM	SEC Network+
29	SOUTH CAROLINA *	1:00 PM	SEC Network+

MAY (0-0)

1	LOUISVILLE	6:00 PM	SEC Network
4	at Auburn	6:00 PM	SEC Network+
5	at Auburn	2:00 PM	SEC Network+
6	at Auburn	1:00 PM	SEC Network+
8	TENNESSEE TECH	6:30 PM	SEC Network+
11	at Tennessee	5:30 PM	
12	at Tennessee	5:00 PM	
13	at Tennessee	11:00 AM	SEC Network
15	MIDDLE TENNESSEE	6:30 PM	SEC Network+
17	KENTUCKY	6:30 PM	SEC Network+
18	KENTUCKY	2:00 PM	SEC Network+
19	KENTUCKY	1:00 PM	SEC Network+

% Minute Maid Park (Houston, Texas)
^ Dodger Stadium (Los Angeles, Calif.)
*Southeastern Conference Game
& First Tennessee Park (Nashville, Tenn.)

VANDERBILT COMMODORES (7-1) vs. AUSTIN PEAY GOVERNORS (6-1)

February 27, 2018 ★ 4:00 p.m. ★ Nashville, Tennessee ★ Hawkins Field

GAME 9



VANDERBILT
7-1 overall, 0-0 SEC
Home/Away/Neutral:
7-1 / 0-0 / 0-0
Preseason Rankings:
Collegiate Baseball - 5
USA Today - 10
NCBWA - 10
D1Baseball - 12
Perfect Game - 17
Baseball America - 18
Head Coach: Tim Corbin
VU Record: 653-316-1 (16th)
Career Record: 759-454-1 (21st)



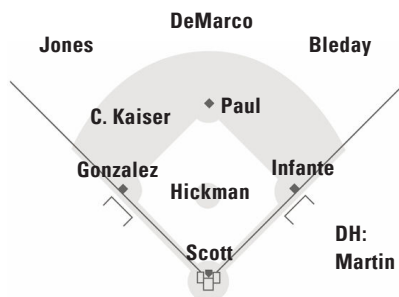
AUSTIN PEAY
6-1 overall, 0-0 Ohio Valley
Home/Away/Neutral:
3-1 / 0-0 / 3-0
Preseason Rankings:
Perfect Game - NR
D1Baseball - NR
USA Today - NR
Collegiate Baseball - NR
NCBWA - NR
Perfect Game - NR
Head Coach: Travis Janssen
APSU Record: 6-1 (1st)
Career Record: 110-100 (5th)

NEED TO KNOW

- ★ Vanderbilt's 7-1 mark to begin the season is nothing new for the program. Vandy started 7-1 in 2010, 2011, 2013 and 2014. Vandy also began the 2016 season, 8-0, and started out that year an impressive 16-1. The best start to a season was by the 2007 Commodores who began 19-0.
- ★ Vanderbilt is the only team in the country to rank in the Top 10 for batting average, earned run average and fielding percentage. The Commodores are ninth in batting average (.345), sixth in earned run average (1.63) and second in fielding percentage (.993). In fact, Vandy is the only team in the Top 25 in all of those categories.
- ★ Five Vanderbilt freshmen have made starts this season while 14 total have made appearances. The unit has combined to hit .417 (48-for-115) with 30 runs and 31 RBIs while posting a 1.56 ERA with 26 strikeouts in 23 innings pitched.
- ★ With Sunday's victory, 16th year head coach **Tim Corbin** is just three victories shy of becoming the program's all-time winningest coach. Corbin is 653-316-1 with the Commodores.
- ★ Vandy's six-game win streak is the longest since May 17-25, 2016, when the Commodores defeated Morehead State and swept Auburn before beating Missouri and Texas A&M in the first two games of the SEC Tournament.
- ★ Sunday marked the beginning of a stretch that includes 12 games against 12 different opponents. The last time a Commodore team played as many in consecutive vs. single opponents was 15-straight from Feb. 19-March 18, 1995.
- ★ The Commodores boast one of the strongest schedules in recent memory during 2018, playing a combined 22 games against opponents ranked in the preseason Top 25. The Dorees are 2-1 in those games following a series win vs. Duke.
- ★ The Dorees' 16-member freshman class was ranked the nation's top recruiting class by Baseball America last September. It's the fifth time Vanderbilt has been named the nation's top class (2005, 2011, 2012, 2015).

PROJECTED STARTING LINEUP

(based on preseason depth chart)



BY THE NUMBERS SINCE 2006...

- 3** ★ College World Series appearances (2011, 2014, 2015)
- 6** ★ NCAA Super Regional appearances (2010, 2011, 2013, 2014, 2015, 2017)
- 12** ★ straight NCAA Tournament appearances (longest active streak in the SEC)
- 14** ★ players selected in the first round of the Major League Baseball Draft (nation's most)
- 48** ★ NCAA Tournament victories (most in the SEC)

VANDERBILT PROJECTED ROTATION

TUESDAY



MASON HICKMAN

RHP ★ 6-6 ★ 230 ★ Fr.
2018 ★ 1-0, 0.00 ERA, 1 G, 0 GS, 5.0 IP

WEDNESDAY



TO BE DETERMINED

SERIES HISTORY

AUSTIN PEAY (53-20-2)

LAST 10 VS. AUSTIN PEAY (8-2)

Date	Location	Result
6/01/07	Nashville, Tenn.	W, 2-1 (11 inn)
6/03/07	Nashville, Tenn.	W, 11-5
4/09/08	Nashville, Tenn.	W, 8-1
4/22/08	Clarksville, Tenn.	W, 9-8
3/24/09	Clarksville, Tenn.	W, 10-5
4/21/09	Clarksville, Tenn.	L, 9-8
2/23/10	Nashville, Tenn.	W, 2-1 (11 inn)
4/27/10	Clarksville, Tenn.	L, 5-4
4/26/16	Nashville, Tenn.	W, 8-5
5/02/17	Nashville, Tenn.	W, 8-4

STATISTICAL LEADERS



VANDERBILT	CATEGORY	AUSTIN PEAY
Austin Martin .591 avg.	Batting avg.	Garrett Kueber .423 avg.
Pat DeMarco 15 hits	Hits	Garrett Kueber 11 hits
Connor Kaiser 13 runs	Runs Scored	Garrett Giovannelli 9 runs
Pat DeMarco 4 doubles	Doubles	Garrett Kueber 5 doubles
Jones/Ray 1 triple	Triples	Garrett Kueber 1 triple
Three players 2 home runs	Home Runs	Nick Walter 2 home runs
Connor Kaiser 9 walks	Walks	Giovannelli/Walker 7 walks
Jones/Martin 6 stolen bases	Stolen Bases	Garrett Giovannelli 4 stolen bases
Jackson Gillis 2 wins	Wins	Six players 1 win
Eight players 0.00 ERA	ERA	Harley Gollert 0.00 ERA
Drake Fellows 9.1 IP	Innings Pitched	Jacques Pucheu 12.0 IP
Day/Fellows 12 strikeouts	Strikeouts	Jacques Pucheu 16 strikeouts

STATISTICAL COMPARISON



VANDERBILT	CATEGORY	AUSTIN PEAY
7-1	Record	6-1
.345	Batting Avg.	.292
10.37	Runs/Game	8.28
12.5	Hits/Game	8.5
21	Doubles	14
2	Triples	1
9	Home Runs	6
71	RBI	49
53	Walks	45
25-26	SB-ATT	12-21
1.62	ERA	4.50
1	Shutouts Thrown	1
87	Strikeouts	65
.191	Opp. Batting Avg.	.221
.993	Fielding Pct.	.976

INSIDE THE MATCHUP VS. AUSTIN PEAY

- ★ Vanderbilt and Austin Peay meet for the 76th time in the history of the two programs on Tuesday.
- ★ The Commodores own a 53-20-2 advantage in the all-time series and have won eight of the last 10 matchups.
- ★ Vandy has won 11-straight games against the Governors at Hawkins Field dating to the 2003 season.
- ★ A season ago, Vanderbilt used early offense to cruise to an 8-4 win over Austin Peay at Hawkins Field. The Commodores scored in each of the first four innings and five of the first six to amass a 7-2 lead after six innings. Vandy threw six pitchers including five who are on the current roster.
- ★ Current junior **Julian Infante** provided three RBIs, finishing 1-for-3 in last year's victory.

VANDY IN THE NATIONAL STATISTICAL RANKINGS

Statistic	National Rank	Value
Runs	2nd	83
Fielding Percentage	2nd	.993
Base on Balls	4th	53
Hits	4th	100
On Base Percentage	4th	.459
Stolen Bases	4th	25
WHIP	4th	0.90
Earned Run Average	6th	1.63
Scoring	7th	10.4
Doubles	7th	21

NATION'S TOP FRESHMEN OFF TO SIZZLING START

- ★ Vanderbilt's freshman class was named tops in the country by Baseball America last November.
- ★ Five Vanderbilt freshmen made starts this season while 14 total have made appearances. The unit has combined to hit .417 (48-for-115) with 30 runs and 31 RBIs while posting a 1.56 ERA with 26 strikeouts in 23 innings pitched.
- ★ D1Baseball.com's list of 30 impact freshmen entering 2018 includes Vandy's **Jake Eder** (No. 16), **Jayson Gonzalez** (No. 18), **Philip Clarke** (No. 19) and **Pat DeMarco** (No. 25). With four players on the list, the Dores trail only Florida (5).
- ★ Here is a look at some of the standout freshman performances and where they rank nationally this season:

Player	Category	Value	National Rank	Freshman National Rank
Austin Martin	On Base Percentage	.710	2nd	1st
Austin Martin	Batting Average	.591	4th	T-1st
Austin Martin	Stolen Bases	6	8th	1st
Pat DeMarco	Hits	15	9th	2nd
Pat DeMarco	Doubles	4	33rd	2nd
Philip Clarke	Base on Balls	8	54th	T-1st
Jayson Gonzalez	Home Runs	2	82nd	T-6th

VANDERBILT RE-VU

- ★ No. 13 Vanderbilt posted a perfect 5-0 week, outscoring Presbyterian and UMass-Lowell a combined 61-7.
- ★ The Commodores hit .348 for the week, averaging 12.2 runs and 12.6 hits per game.
- ★ Vandy posted an impressive .995 fielding percentage while committing just one error.
- ★ Commodore pitching limited the Blue Hose and River Hawks to a .190 batting average while posting a 1.20 ERA.
- ★ Ten different pitchers did not allow a run including starters **Maddux Conger**, **Drake Fellows** and **Jake Eder**.

GOLDEN BOYS

- ★ For a fourth-straight year, multiple Vandy players have been named to the Golden Spikes Award Preseason Watch List.
- ★ **Julian Infante** and **Patrick Raby** are among those featured. The award was first presented in 1978 and is given to an amateur player who best exhibits and combines "exceptional on-field ability and exemplary sportsmanship." The award is considered the most prestigious in amateur baseball.
- ★ Five Commodores have been named finalists for the Golden Spikes Award -- all coming since the 2007 season -- including **David Price**, who took home the honor in 2007. Other finalists include **Pedro Alvarez** (2007), **Tyler Beede** (2013), **Carson Fulmer** (2015) and **Dansby Swanson** (2015).

VANDY PICKED TO FINISH THIRD IN SEC EAST

- ★ Vanderbilt has been picked to finish in the same position according to the league's head coaches.
- ★ Florida was picked as the preseason favorite to win both the East and the SEC with a total of 91 points and 13-of-14 first-place votes. Arkansas was picked to win the West behind 12 first-place votes and a total of 90 points.

EASTERN DIVISION	POINTS	WESTERN DIVISION	POINTS
Florida (13)	91	Arkansas (12)	90
Kentucky (1)	74	Texas A&M (1)	72
Vanderbilt	72	Ole Miss (1)	62
South Carolina	50	LSU	59
Georgia	41	Mississippi State	44
Missouri	32	Auburn	38
Tennessee	25	Alabama	20

A WORLD SERIES KIND OF FEEL

- ★ After playing 10-straight at home to begin the season, Vanderbilt heads west for a seven-game road trip including games at Houston's Minute Maid Park and Los Angeles' Dodger Stadium -- the two sites for the 2017 World Series matchup between the Astros and Dodgers.
- ★ The Commodores will take part in the Shriners Hospitals for Children College Classic at Minute Maid from March 2-4. The three-day, six-team tournament features programs against local universities squaring off against the SEC. Vandy will face Sam Houston State (3/2), Louisiana (3/3) and Houston (3/4).
- ★ For the fourth-straight year, the Dore head to California, this go-around, visiting Long Beach State (3/7), UCLA (3/9) and USC (3/10) before facing off against TCU in the Dodger Stadium College Baseball Classic on March 11.

FORMER PLAYERS JOIN COBRIN'S STAFF

- ★ Last September, head coach Tim Corbin and associate head coach Scott Brown welcomed back former players **Mike Baxter** and **David Macias**. Baxter serves as the Dore's hitting coach and recruiting coordinator while Macias comes on board as Vanderbilt's volunteer assistant coach.
- ★ Baxter joins the Commodores after a 12-year professional career that included playing in the big leagues for four organizations over parts of six seasons. Baxter made his major league debut with the San Diego Padres in 2010, and also played for the New York Mets (2011-13), Los Angeles Dodgers (2014) and Chicago Cubs (2015).
- ★ Macias was previously on Corbin's staff as the team's strength coach in 2014 when the Dore won the national championship and was the volunteer assistant in 2015 when the Dore returned to the College World Series finals. Prior to rejoining Corbin's staff, Macias was with the Seattle Mariners organization as a minor league manager.

D1BASEBALL.COM RECOGNIZES DORES

- ★ Last September, D1Baseball.com recognized Vanderbilt as the **No. 2 program nationally** in the publication's bi-annual top-100 rankings. The list is designed to assess the overall health of programs in the current era with the ultimate goal of identifying "the programs in the best shape right now, with an eye toward the next five to 10 years."
- ★ Below is a list of where Vandy players rank among the publication's top SEC prospects for the 2018 and 2019 MLB Draft.

TOP SEC PROSPECTS, 2018 DRAFT

Ranking	Player	Position
#23	Reid Schaller	RHP
#31	Connor Kaiser	SS
#34	Patrick Raby	RHP
#35	Ethan Paul	2B
#41	Chandler Day	RHP
#50	Julian Infante	1B

TOP SEC PROSPECTS, 2019 DRAFT

Ranking	Player	Position
#9	Jackson Gillis	LHP
#15	Drake Fellows	RHP
#16	Zach King	LHP
#20	JJ Bleday	OF
#35	Pat DeMarco	OF
#36	Philip Clarke	C

CORBIN NEARING ALL-TIME WINNINGEST MARK

- ★ Head coach **Tim Corbin** is just three victories shy of becoming Vanderbilt's all-time winningest coach. The 16th-year head coach, who owns a 653-316-1 record, trails only Roy Mewbourne, who racked up 655 wins between 1979-2002. Here is a look back at some of Corbin's milestone victories:

Win #	Score	Location	Date
1	Vanderbilt 4, The Citadel 3	Charleston, S.C.	2/15/03
27^	Vanderbilt 6, Tennessee 5	Nashville, Tenn.	5/18/03
100	Vanderbilt 14, Jacksonville State 5	Nashville, Tenn.	3/29/05
198#	Vanderbilt 4, LSU 1	Nashville, Tenn.	5/17/07
200	Vanderbilt 4, Miami (OH) 3	Tempe, Ariz.	2/24/08
300	Vanderbilt 7, Florida 0	Gainesville, Fla.	4/4/10
400	Vanderbilt 3, Louisville 2	Nashville, Tenn.	5/8/12
459	Vanderbilt 14, Alabama 10	Nashville, Tenn.	5/18/13
500	Vanderbilt 3, Missouri 1	Columbia, Mo.	5/3/14
516\$	Vanderbilt 3, Virginia 2	Omaha, Neb.	6/25/14
600	Vanderbilt 10, Georgia 3	Nashville, Tenn.	4/30/16

^ Vanderbilt clinches sweep vs. Tennessee, first trip to the SEC Tournament since 1996 with walk-off home run

Vanderbilt claims first ever Southeastern Conference regular-season championship

% Vanderbilt sets SEC record with 26th league victory, breaking South Carolina's mark of 25 set in 2000

\$ Vanderbilt captures first College World Series title in winner-take-all victory against Virginia

THE SEC: IT JUST MEANS MORE

- ★ The Southeastern Conference has sent 58 teams to the College World Series since 1990 with Vanderbilt doing its part to represent the league in 2011, 2014 and 2015. The league has now appeared in the College World Series in 32 of the last 33 years including appearances by 18 teams in the last seven years.
- ★ In 2017, the SEC tied its own national record with six teams competing in the NCAA Super Regionals. The Commodores were among the field as part of the NCAA Corvallis Super Regional.
- ★ Total home attendance for all 14 SEC teams passed the two million mark for the seventh consecutive season a year ago while total attendance for the 2017 SEC Tournament was 127,479.
- ★ A total of 11 SEC student-athletes were selected on the first day of the 2017 Major League Baseball Draft including Vandy right-handed pitcher Kyle Wright (1st round/5th overall) and outfielder Jeren Kendall (1st round/23rd overall).

2018 SEC STANDINGS

SEC - EAST	SEC	PCT.	GB	ALL	PCT.
Vanderbilt	0-0	.000	--	7-1	.875
Florida	0-0	.000	--	7-1	.875
Kentucky	0-0	.000	--	7-1	.875
Georgia	0-0	.000	--	6-1	.857
South Carolina	0-0	.000	--	6-2	.750
Missouri	0-0	.000	--	5-3	.625
Tennessee	0-0	.000	--	4-3	.571

SEC - WEST	SEC	PCT.	GB	ALL	PCT.
Auburn	0-0	.000	--	8-0	1.000
Alabama	0-0	.000	--	7-0	1.000
Ole Miss	0-0	.000	--	7-0	1.000
Texas A&M	0-0	.000	--	7-0	1.000
Arkansas	0-0	.000	--	5-2	.714
LSU	0-0	.000	--	4-3	.571
Mississippi State	0-0	.000	--	3-4	.429

SEC MIDWEEK SCHEDULE**(ALL TIME CENTRAL)****MONDAY, FEBRUARY 26**

Mississippi State at UTRGV _____ CANCELED

TUESDAY, FEBRUARY 27

Middle Tennessee at Tennessee	2:30 PM
Western Kentucky at Kentucky	3:00 PM
Furman at South Carolina	3:00 PM
Wofford at Georgia	4:00 PM
Murray State at Ole Miss	4:00 PM
Austin Peay at Vanderbilt	4:00 PM
Florida at North Florida	5:00 PM
Alabama at Samford	6:00 PM
Grambling at LSU	6:30 PM
Alabama A&M at Missouri	6:30 PM
Houston Baptist at Texas A&M	6:30 PM
Auburn at South Alabama	6:30 PM

WEDNESDAY, FEBRUARY 28

Arkansas-Pine Bluff at Tennessee	2:30 PM
Dayton at Arkansas	3:00 PM
Alabama State at Alabama	3:00 PM
Georgia State at Georgia	4:00 PM
Alabama A&M at Missouri	4:00 PM
Indiana State at Vanderbilt	4:00 PM
North Florida at Florida	5:00 PM
LSU at Southeastern La.	6:00 PM
Mississippi State at McNeese	6:00 PM
Incarnate Word at Texas A&M	6:30 PM

THURSDAY, MARCH 1

Dayton at Arkansas	3:00 PM
--------------------	---------

2018 QUICK FACTS

GENERAL

Location _____ Nashville, Tenn.
 Founded _____ 1873
 Enrollment _____ 6,871
 Nickname _____ Commodores
 Colors _____ Black and Gold
 Affiliation _____ NCAA Division I
 Conference _____ Southeastern
 Athletic Ticket Office _____ 615.322.3544
 Chancellor _____ Nicholas S. Zeppos
 Director of Athletics _____ David Williams II

TEAM INFORMATION

2017 Overall Record _____ 36-25-1
 _____ Home: 21-11-1 Away: 10-12 Neutral: 5-2
 SEC Record _____ 15-13-1
 _____ Home: 8-5-1 Away: 7-8
 Conference Finish _____ 3rd East, 6th Overall
 Postseason _____ NCAA Corvallis Super Regional
 Final Ranking: _____ 5 Polls 15 (CB), 15 (NCBWA),
 _____ 16 (USA), 18 (BA), 19 (D1)
 Returning Letterwinners _____ 18
 Positional Starters Returning _____ 5
 Starting Pitchers Returning _____ 3
 Other Pitchers Returning _____ 5
 Lettermen Lost _____ 12
 _____ Professional Baseball _____ 8
 Newcomers _____ 16

COACHING STAFF

Head Coach _____ Tim Corbin
 Alma Mater _____ Ohio Wesleyan, 1984
 Career Record _____ 759-454-1 (.625/21st year)
 Record at Vanderbilt _____ 653-316-1 (.673/16th year)
 Assoc. Head Coach _____ Scott Brown
 Alma Mater _____ SUNY-Cortland, 1999
 Assistant Coach _____ Mike Baxter
 Alma Mater _____ Vanderbilt, 2005
 Volunteer Assistant Coach _____ David Macias
 Alma Mater _____ Vanderbilt, 2008

HISTORY

All-Time Record _____ 2,269-1,728-33 (120th year)
 All-Time SEC Record _____ 693-900-10 (71st year)
 SEC Titles _____ 6 (1973, '74, '80, '07, '11, '13)
 SEC Tournament Titles _____ 4 (1973, '74, '80, '07)
 All-time SEC Tournament Record _____ 47-36
 NCAA Tournament Appearances _____ 16
 _____ (1973, '74 '80, '04, '06, '07, '08,
 _____ '09, '10, '11, '12, '13, '14, '15, '16, '17)
 All-time NCAA Tournament Record _____ 54-36
 NCAA Super Regional Appearances _____ 7
 _____ (2004, '10, '11, '13, '14, '15, '17)
 College World Series Appearances _____ 3
 _____ (2011, '14, '15)
 National Champions _____ 1 (2014)

MLB SPRING TRAINING ON DECK

- ★ With Major League Baseball spring training underway in Arizona and Florida, Vanderbilt is expected to once again have a major presence across the big leagues. In total, 15 former Vandy players received spring training invites including the 11 below who made big-league appearances a season ago.

NAME (YEARS AT VU)	MLB TEAM	TIDBT
Pedro Alvarez (2006-08)	Baltimore Orioles	2013 National League All-Star
Walker Buehler (2013-15)	Los Angeles Dodgers	LAD top prospect, called up on Sept. 6, 2017
Ryan Flaherty (2006-08)	Philadelphia Phillies	Signed by PHI this month after six years with Orioles
Sonny Gray (2009-11)	New York Yankees	Made two postseason starts for NYY in 2017
Tony Kemp (2011-13)	Houston Astros	Member of 40-man roster for World Series champions
Mike Minor (2007-09)	Texas Rangers	Signed 3-year, \$28 million deal in offseason
David Price (2005-07)	Boston Red Sox	2012 American League Cy Young Award winner
Dansby Swanson (2013-15)	Atlanta Braves	2017 with Braves: .232, 59 runs, 51 RBIs, 6 HR
Drew VerHagen (2012)	Detroit Tigers	0-3 with 5.77 ERA in 24 appearances in 2017 with DET
Carson Fulmer (2013-15)	Chicago White Sox	3-1, 3.86 ERA after being recalled on Sept. 1, 2017
Jared Miller (2012-14)	Arizona Diamondbacks	Contract selected from Reno Aces on Nov. 20, 2017

DORES IN THE PRO NOTES

- ★ At least one Dore has been drafted every year since 1991 with a total of 100 players signing professional contracts.
 ★ Vanderbilt is one of only two universities in the nation to produce multiple No. 1 picks with David Price (2007) and Dansby Swanson (2015), joining Arizona State (Rick Monday - 1965, Floyd Bannister - 1968, Bob Horner - 1978).
 ★ Under Corbin, Vanderbilt pro alums have earned **over \$62 million dollars** in signing bonuses.
 ★ Since head coach **Tim Corbin** arrived in 2003, every Vanderbilt starting catcher has been selected in the MLB Draft.
 ★ The Dores have had at least one MLB first round selection on the mound every year in the Tim Corbin era.
 ★ Eighty-nine pitchers have been selected in the MLB Draft, including 55 during the **Tim Corbin** era (since 2003).

HONORING NO. 41 DONNY EVERETT

- ★ Vanderbilt continues to honor the memory of **Donny Everett**, who tragically passed away in a drowning accident the day before the Commodores opened the 2016 NCAA Nashville Regional.
 ★ The Donny Everett Scholarship was established during the 2016 school year. Everett's memory lives on with the display of No. 41 on the field and with the No. 41 flag among the major league players in right field.
 ★ Everett was the 2015 Tennessee Gatorade Player of the Year and one of the highest-rated players in the nation to attend college. He turned down the Milwaukee Brewers as a 29th round draft pick to join Vanderbilt.

TOUGH TESTS ABUNDANT IN 2018

- ★ Vanderbilt plays 12 teams that reached the 2017 NCAA Tournament for a total of 22 games, including Auburn (3), Florida (3), Houston, Kentucky (3), LSU (3), Long Beach State, Louisville, Mississippi State (3), Sam Houston State, TCU, Tennessee Tech and UCLA. Of the 12 teams, eight reached the NCAA Super Regionals.
 ★ The schedule also includes 18 games against squads that racked up 40-plus victories a season ago:


2018 Opponent	'17 Record	NCAA Round
Florida (3)	52-19	CWS Champions
Houston (1)	42-21	Regional
Kentucky (3)	43-23	Super Regional
Long Beach State (1)	42-20-1	Super Regional
Louisville (1)	53-12	CWS
LSU (3)	52-20	CWS Finals
Mississippi State (3)	40-27	Super Regional
Sam Houston State (1)	44-23	Super Regional
TCU (1)	50-18	CWS
Tennessee Tech (1)	41-21	Regional

VANDY SLATED FOR 12 NATIONAL TV APPEARANCES

- ★ Vanderbilt will not be hard to find this season as the Commodores will be televised nationally 11 times on the ESPN family of networks and once on the PAC-12 Network. Another 28 matchups will be streamed via the SEC Network+.

March 10	at USC	6 p.m.	PAC-12N
March 16	at Mississippi State	6 p.m.	SECN
March 23	LSU	8 p.m.	ESPNU
March 24	LSU	7:30 p.m.	ESPNU
March 25	LSU	12 p.m.	ESPN2
March 31	at Florida	11 a.m.	ESPNU
April 1	at Florida	11 a.m.	SECN
April 5	Georgia	6 p.m.	ESPNU
April 15	Ole Miss	4 p.m.	ESPNU
April 19	at Missouri	7 p.m.	ESPNU
May 1	Louisville	6 p.m.	SECN
May 13	at Tennessee	11 a.m.	SECN

TUESDAY PROBABLE STARTER



#44 MASON HICKMAN

★ Freshman ★ RHP ★ 6-6 ★ 230

★ Hendersonville, Tenn. ★ Pope John Paul II HS

★ **LAST START:** First career start★ **2018 SEASON:** 1-0, 0.00 ERA, 1 APP, 0 GS, 0 CG, 0 SV, 5.0 IP, 3 H, 0 R, 0 ER, 2 BB, 7 K★ **CAREER:** Same

THOUGHTS FROM HEAD COACH TIM CORBIN

"Mason has comparable skill sets to a young Patrick Raby. He attacks the hitter and is around the zone continuously with all pitches. He has a very mature approach to school and the game of baseball. He is a reliable young man who will insert himself into a pitching role sooner than later."

TODAY'S START:

... is making his first collegiate start and second appearance of the season

... is seeking his second victory in as many appearances

... is looking to extend his scoreless innings streak to begin the year

2018 AT A GLANCE

... tossed five relief innings and picked up the win vs. No. 25 Duke on Feb. 18

... held the Blue Devils scoreless alongside three hits while fanning seven

... became the first Vandy freshman pitcher to pick up a win this season

HIGH SCHOOL

... lettered four years at Pope John Paul II High School

... helped the Knights to a regional Championship as a senior

... named All-State and All-Region as a senior

... recognized as Mr. Tennessee Baseball Finalist as a senior

... named All-State and All-Region as a junior



SEASON/CAREER HIGHS

Innings Pitched _____ 5.0, vs. Duke (2/18/18)

Hits: _____ 3, vs. Duke (2/18/18)

Strikeouts: _____ 7, vs. Duke (2/18/18)

Walks: _____ 2, vs. Duke (2/18/18)

Runs: _____

Earned Runs: _____

Home Runs: _____

Pitches: _____ 77, vs. Duke (2/18/18)

CAREER STATS

YEAR	ERA	W-L	APP	GS	CG	SHO	SV	IP	H	R	ER	BB	SO	2B	3B	HR	BF	BAvg	WP	HBP	BK	SFA	SHA
2018	0.00	1-0	1	0	0	0/0	0	5.0	3	0	0	2	7	1	0	0	18	.188	1	0	1	0	0
TOTAL	0.00	1-0	1	0	0	0/0	0	5.0	3	0	0	2	7	1	0	0	18	.188	1	0	1	0	0

2018 GAME-BY-GAME STATS

Date	OPPONENT	GS	IP	H	R	ER	BB	SO	2B	3B	HR	WP	BK	HBP	IBB	Final	W-L	SV	ERA	NP
Feb 18	#25 DUKE		5.0	3	0	0	2	7	0	0	0	1	1	0	0	9-1	1-0	0	0.00	77

DORES RANKED TOP-10 PRESEASON ONCE AGAIN

- ★ For an eighth-straight season, Vanderbilt is situated in the Top 10 rankings during the preseason. The Commodores are ranked as high as No. 6 by Collegiate Baseball and are No. 10 according to the USA Today Coaches Poll.
- ★ The preseason rankings follow the Commodores' fourth NCAA Super Regional appearance in five seasons a year ago. Vandy concluded 2017 ranked as high as No. 15 per Collegiate Baseball Newspaper and the NCBWA.

WHAT'S BACK IN 2018: OFFENSE

- ★ The Dores bring back five position players who started at least 50 percent of the games (31 of 62) for last season's NCAA Super Regional team — **Julian Infante** (62), **JJ Bleday** (48), **Ethan Paul** (52), **Connor Kaiser** (59) and **Stephen Scott** (31). Players **Harrison Ray** (17) and **Alonzo Jones** (25) started at least 10.

Category	'18 Ret.	'17 Total	Pct. Back
Runs Batted In	176	379	46.4%
Doubles	60	114	52.6%
Triples	6	17	35.2%
Home Runs	22	51	43.1%
Hits	299	599	49.9%
At Bats	1158	2141	54.0%
Runs	213	409	52.0%
Stolen bases	17	54	31.4%

WHAT'S BACK IN 2018: PITCHING

- ★ The Commodores bring back seven pitchers with experience from last season. Four pitchers logged starts on the mound in 2017 — **Patrick Raby** (16), **Drake Fellows** (10), **Chandler Day** (12) and **Maddux Conger** (3)

Category	'18 Ret.	'17 Total	Pct. Back
Appearances	116	213	54.4%
Victories	25	36	69.4%
Starts	41	62	66.1%
Strikeouts	307	544	56.4%
Innings Pitched	326.1	558.2	58.4%
Saves	1	12	8.3%

VANDERBILT IN NATIONAL RANKINGS

DATE	BA	NCBWA	CB	USA	D1	PG
PS	18	15	6	10	14	NR
Feb. 19	18	11	6	10	13	23
Feb. 26	18	10	5	10	12	17
Mar. 5						
Mar. 12						
Mar. 19						
Mar. 26						
Apr. 2						
Apr. 9						
Apr. 16						
Apr. 23						
Apr. 30						
May 7						
May 14						

NATIONAL POLLS

BA _____ Baseball America
 CB _____ Collegiate Baseball
 NCBWA _____ National Collegiate Baseball Writers Association
 USA _____ USA Today Coaches
 PG _____ Perfect Game
 D1 _____ D1Baseball.com

HIGHEST RANKING THIS SEASON

Poll _____ Date _____ Ranking _____
 Collegiate Baseball _____ Feb. 26 _____ 5

NATIONAL RANKINGS

BASEBALL AMERICA (Feb. 26)	COLLEGIATE BASEBALL (Feb. 26)	NCBWA (Feb. 26)	USA TODAY COACHES (Preseason)	PERFECT GAME (Feb. 26)	D1BASEBALL (Feb. 26)
1. Florida	1. Oregon State	1. Florida	1. Florida	1. Florida	1. Florida
2. Oregon State	2. Florida	2. Oregon State	2. Oregon State	2. Oregon State	2. Oregon State
3. Florida State	3. Florida State	3. Texas Tech	3. Texas Tech	3. TCU	3. Texas Tech
4. Stanford	4. Texas Tech	4. Florida State	4. TCU	4. Texas Tech	4. Florida State
5. Texas Tech	5. Vanderbilt	5. Stanford	5. Florida State	5. Florida State	5. Arkansas
6. Arkansas	6. Kentucky	6. Kentucky	6. Arkansas	6. Kentucky	6. TCU
7. TCU	7. Clemson	7. TCU	7. North Carolina	7. Stanford	7. Kentucky
8. Kentucky	8. Stanford	8. Texas A&M	8. Kentucky	8. Ole Miss	8. Stanford
9. Texas A&M	9. UCLA	9. Arkansas	9. LSU	9. Arkansas	9. Ole Miss
10. Clemson	10. Louisville	10. Vanderbilt	10. Vanderbilt	10. NC State	10. Texas A&M
11. UCLA	11. South Alabama	11. UCLA	11. Texas A&M	11. Louisville	11. UCLA
12. Ole Miss	12. TCU	12. Ole Miss	11. Cal State Fullerton	12. Texas A&M	12. Vanderbilt
13. North Carolina	13. San Diego	13. Louisville	13. Louisville	13. UCLA	13. Louisville
14. Virginia	14. LSU	14. Clemson	14. UCLA	14. LSU	14. Clemson
15. Southern Miss	15. Arkansas	15. South Alabama	15. Mississippi State	15. Indiana	15. South Alabama
16. LSU	16. NC State	16. Indiana	16. Stanford	16. Clemson	16. Southern Miss
17. Texas	17. Texas A&M	17. Southern Miss	17. Dallas Baptist	17. Vanderbilt	17. Indiana
18. Vanderbilt	18. Auburn	18. LSU	18. Virginia	18. Southern Miss	18. East Carolina
19. Louisville	19. Stetson	19. North Carolina	19. Mississippi	19. Houston	19. Virginia
20. Indiana	20. Ole Miss	20. Virginia	20. Texas	20. Sam Houston State	20. North Carolina
21. South Alabama	21. St. John's	21. Texas	21. Clemson	21. North Carolina	21. Mississippi State
22. St. John's	22. Indiana	22. Houston	22. Houston	22. Miami (FL)	22. LSU
23. UCF	23. South Carolina	23. St. John's	23. South Alabama	23. Texas	23. Texas
24. UConn	24. Dallas Baptist	24. East Carolina	24. Miami	24. Oklahoma	24. Houston
25. Auburn	25. Southern Miss	25. Auburn	25. North Carolina State	25. Duke	25. Dallas Baptist
	26. Virginia	26. NC State			
	27. Texas	27. Mississippi State			
	28. Missouri State	28. Dallas Baptist			
	29. East Carolina	29. Alabama			
	30. Alabama	30. San Diego			



HAWKINS FIELD

TOP-10 ATTENDANCE MARKS - SINGLE GAME

	Attendance	Opponent	Date
1.	3,700	Tennessee	May 16, 2009
		Tennessee	May 15, 2009
		Florida	April 4, 2009
4.	3,693	Arkansas	May 22, 2010
5.	3,645	Tennessee	April 29, 2011
6.	3,626	24 games - most recent listed	
		Florida	April 15, 2017
		Florida	April 14, 2017
		Auburn	May 21, 2016
		Kentucky	April 17, 2016
		Kentucky	April 16, 2016
		South Carolina	April 2, 2016

TOP 3-GAME SERIES ATTENDANCE

	Attendance	Opponent	Dates
1.	10,878	Florida	May 7-9, 2015
		Stanford*	June 6-8, 2014
3.	10,661	Tennessee	March 27-29, 2015
4.	10,640	Kentucky	April 15-17, 2016
5.	10,636	South Carolina	March 31-April 2, 2016
6.	10,582	Mississippi State	March 18-20, 2016
7.	10,528	Georgia	April 29-May 1, 2016
8.	10,400	Florida	April 13-15, 2017
9.	10,338	Tennessee	May 14-16, 2009
10.	10,277	Ole Miss	April 9-11, 2015

^ - NCAA Regional * - NCAA Super Regional

HAWKINS FIELD FACTS

- ★ Officially dedicated April 27, 2002
- ★ Capacity (3,626) – 2,200 chairback seats; 1,426 bleacher seats
- ★ Dimensions: LF-310; CF-400; RF-330; Alleys-375
- ★ Since 2007 Vanderbilt is 312-90-1 (.775) at Hawkins Field.
- ★ There have been 110 total sellouts in the stadium's history.
- ★ .737 all-time VU winning percentage (420-149-1) at The Hawk.

YEARLY ATTENDANCE - NCAA RANKINGS

YEAR	DATES	TOTAL	RANK	AVERAGE
2014	40	112,426	23rd	2,811
2015	32	91,144	21st	2,848
2016	36	110,239	17th	3,062
2017	33	92,286	24th	2,797

MISCELLANEOUS RECORDS

- ★ Most Wins in a Season _____ 34 (2007, 2013)
- ★ Longest Win Streak _____ 15 games (2/18-3/16/07)
- ★ Longest Game (Time) _____ 5:33 vs. Louisville (5/11/10)
- ★ Longest Game (Innings) _____ 17.0 vs. Louisville (5/11/10)

A BRIEF RUN DOWN: HAWKINS FIELD

Hawkins Field serves as the home of the Vanderbilt Commodores and with recently completed facilities it stands as one of the top college baseball parks in the country. Now in its 16th season of existence, greets fans with chairback seats close to the field of play with bleacher seating in the outfield.

Nestled alongside Vanderbilt Stadium and Memorial Gymnasium on the west end of campus, the ballpark was constructed as the Commodores' first baseball-only facility in school history. It was built near the exact location of McGugin Field, which served as baseball's home field for 76 years and part-time football practice field.



THE TIM CORBIN FILE

Personal

Tim Carter Corbin

____ Born: Aug. 5, 1961, at Wolfeboro, N.H.

____ Hometown: Wolfeboro, N.H.

____ Family: Maggie (wife), daughters Molly and Hannah

Education

Ohio Wesleyan

____ Master of Arts in Athletic Administration, 1986

____ Bachelor of Arts in Physical Education, 1984

Playing Experience

Ohio Wesleyan

____ Four-year letterman as an infielder and catcher

Coaching Experience

Vanderbilt Commodores

Head Coach (2003-present)

____ 653-316-1 record (.673)

____ Highest winning % all-time among VU coaches

____ 3 wins shy of becoming program's all-time leader

____ 2014 College World Series Champions

____ 2014 national coach of the year

____ 2015 College World Series Runner-Up

____ Three CWS Appearances (2011, 2014, 2015)

____ 12-Straight NCAA Tournament appearances

____ Record-setting 26 SEC wins in 2013

____ 55 pitchers taken in MLB Draft during Corbin era

____ 15 First-Round MLB Draft picks in Corbin era

____ D1Baseball.com's No. 1 program in 2015

____ D1Baseball.com's No. 2 program in 2017

____ 2007 SEC regular season and tournament champs

____ Three SEC regular season titles (2007, 2011, 2013)

Clemson Tigers

Associate Head Coach (2001-02)

Assistant Head Coach (1998-01)

Assistant Coach (1994-98)

____ Fourth-winningest program nationally from 1994-02

____ Nine NCAA Tournament appearances

____ Four CWS appearances (1995, 1996, 2000, 2002)

____ Recruited nine-straight top-25 Classes

____ 20 players earned All-America status

Presbyterian Blue Hose

Head Coach (1988-93)

____ Led restart of dormant program

____ Led transition from NAIA to NCAA Division II

____ 106-138 overall record

Wofford

Assistant Coach (1987)

Ohio State Buckeyes

Graduate Assistant Coach (1985-86)



In 15 seasons at Vanderbilt, Tim Corbin has transformed Vanderbilt into one of the national powers of college baseball and taken the program to unprecedented success winning the school's first-ever men's national title in 2014.

Corbin's overall record of 653-316-1 (.673) is second-best in terms of wins at Vanderbilt, and first in terms of win percentage for coaches with 100 games or more.

Under Corbin, Vanderbilt boasts the Southeastern Conference's longest streak of consecutive NCAA Tournament appearances at 12. The Commodores have advanced to a Super Regional in four of the last five years.

In 2015, Vanderbilt returned to the College World Series for the third time in five years with team's fourth 50-win season in the last four making it back to the CWS Finals before losing in three games to Virginia. The Commodores captured the SEC East with a 20-10 mark.

The 2014 Commodores topped Virginia in the College World Series finals in three games to claim the title in just the Commodores' second trip to Omaha. For the third time in four years Vandy hosted NCAA Regionals and Super Regionals, topping Oregon in the Regional final and Stanford in the Super Regionals.

Vanderbilt's 2013 team was one for the ages as the Commodores matched the school record with a 54-12 record and smashed the SEC record with a 26-3 mark to win the league title.

Year	Overall	Conf.	Place	Home	Road	Neutral	SEC Tourn	NCAA
2003	27-28	14-16	T-6th	19-10	6-14	2-4	0-2	--
2004	45-19	16-14	7th	28-5	11-11	6-3	3-1	3-2
2005	34-21	13-17	8th	23-12	11-9	0-0	--	--
2006	38-27	16-14	6th	23-12	10-11	5-4	3-2	2-2
2007	54-13	22-8	1st	34-4	12-8	8-1	5-1	3-2
2008	41-22	15-14	T-4th	22-9	12-9	7-4	3-2	1-2
2009	37-27	12-17	8th	22-11	10-14	5-3	3-1	3-2
2010	46-20	16-12	5th	27-6	13-11	6-3	1-2	5-3
2011	54-12	22-8	T-1st	33-4	16-5	5-3	3-1	7-2
2012	35-28	16-14	T-5th	22-12	7-13	6-3	5-1	2-2
2013	54-12	26-3	1st	34-7	17-3	3-2	3-2	3-3
2014	51-21	17-13	6th	31-10	13-7	7-4	1-2	10-3
2015	51-21	20-10	2nd	28-8	15-7	8-6	3-2	9-2
2016	43-19	18-12	6th	31-7	9-10	3-2	2-2	0-2
2017	36-25-1	15-13-1	6th	21-11-1	10-12	5-2	0-1	3-3
2018	7-1	--	--	7-1	--	--	--	--
Career	653-316-1	258-185-1	--	384-118-1	172-144	76-44	35-22	51-30

ASSISTANT COACHES



SCOTT BROWN
Assoc. Head Coach



MIKE BAXTER
Assistant Coach



DAVID MACIAS
Volunteer Assistant

PROJECTED STARTING LINEUP

19 ★ Stephen Scott ★ Junior

GP-GS: 6-5 AVG: .435 R: 7 RBI: 8

- ★ Belted a home run and drove in a career-high four RBIs vs. UMass-Lowell on Feb. 25
- ★ Went 1-for-3, reaching base twice with an RBI vs. Presbyterian on Feb. 20
- ★ Recorded seventh career multi-hit game going 2-for-4 on Feb. 16 vs. Duke before smashing third career home run, going 3-for-4 with three runs on Feb. 17
- ★ Batted .500 (6-for-12) with team-best 11 bases and five runs vs. No. 25 Duke

1B ★ 22 ★ Julian Infante ★ Junior

GP-GS: 7-7 AVG: .037 R: 1 RBI: 3

- ★ Drew one walk and scored a run in win vs. UMass-Lowell on Feb. 24
- ★ Doubled, reached base twice and drove in one vs. Presbyterian on Feb. 21
- ★ Preseason All-American by Perfect Game
- ★ Preseason first-team Southeastern Conference
- ★ Recognized on Golden Spikes Award Watch List

2B ★ 10 ★ Ethan Paul ★ Junior

GP-GS: 8-8 AVG: .344 R: 12 RBI: 16

- ★ Belted grand slam and finished with seven RBIs vs. UMass-Lowell on Feb. 24
- ★ Went 2-for-4 with three RBIs in 15-0 win vs. UMass-Lowell on Feb. 23
- ★ Finished 1-for-4 with two runs and an RBI on Feb. 20 vs. Presbyterian
- ★ Went 2-for-4 with two runs and three RBIs in season opener vs. Duke

3B ★ 99 ★ Jayson Gonzalez ★ Freshman

GP-GS: 8-8 AVG: .310 HR: 2 RBI: 7

- ★ Belted two home runs and tallied five RBIs in win vs. UMass-Lowell on Feb. 24
- ★ Collected three hits and first collegiate RBI vs. No. 25 Duke
- ★ Lettered four years at Bishop Amat High School (Covina, Calif.)
- ★ Belted two home runs and tallied five RBIs in win vs. UMass-Lowell on Feb. 24

SS ★ 12 ★ Connor Kaiser ★ Junior

GP-GS: 8-8 AVG: .344 R: 13 RBI: 9

- ★ Ranks fourth nationally in runs (13) and 16th in stolen bases (5)
- ★ Walked twice and scored a run vs. UMass-Lowell on Feb. 25
- ★ Scored five runs and added four RBIs in first two games vs. UMass-Lowell
- ★ Scored four runs and drove in a pair in two-game set vs. Presbyterian
- ★ Batted .385 (5-for-13) with four runs and an RBI over weekend vs. Duke

LF ★ 8 ★ Alonzo Jones ★ Junior

GP-GS: 8-8 AVG: .300 R: 8 SB: 6

- ★ Tripled and scored one run vs. UMass-Lowell on Feb. 25
- ★ Ranks eighth nationally with six stolen bases
- ★ Scored four runs and swiped twice bases in first two games vs. UMass-Lowell
- ★ Went 1-for-3 with a run and stolen base vs. Presbyterian on Feb. 21
- ★ Hit .364 in three starts vs. Duke while swiping three bags in as many games

CF ★ 18 ★ Pat DeMarco ★ Freshman

GP-GS: 8-8 AVG: .469 R: 8 RBI: 4

- ★ Ranks ninth nationally and first in the SEC in hits with 15
- ★ Went 3-for-4 with two runs and as many RBIs vs. Presbyterian on Feb. 20
- ★ Hit team-leading .615 (8-for-13) alongside five runs in three games vs. No. 25 Duke
- ★ Recorded nine total bases with an RBI and stolen base vs. No. 25 Duke

RF ★ 51 ★ JJ Bleday ★ Sophomore

GP-GS: 7-5 AVG: .389 HR: 1 RBI: 1

- ★ Belted third-career home run and went 2-for-4 vs. UMass-Lowell on Feb. 23
- ★ Went 2-for-4 in Opening Day 9-1 victory vs. Duke and 1-for-2 one day later
- ★ Racked up 56 total bases and drove in 22 RBIs as a freshman in 2017

DH ★ 16 ★ Austin Martin ★ Freshman

GP-GS: 7-6 AVG: .591 R: 9 RBI: 4

- ★ Ranks second nationally in on base percentage (.710) and fourth in average (.591)
- ★ Went 5-for-6 with four runs and two RBIs in first two games vs. UMass-Lowell
- ★ Finished 1-for-2 with two runs in 15-2 win vs. Presbyterian on Feb. 21
- ★ Went 4-for-5 with one run in leadoff spot vs. Presbyterian on Feb. 20
- ★ Belted first career homer to lead off on Feb. 18 vs. No. 25 Duke

OFF THE BENCH

2 ★ Harrison Ray ★ Sophomore

GP-GS: 7-1 AVG: .200 R: 2 RBI: 1

- ★ Posted team's first triple of the season in 1-for-1 outing vs. Presbyterian on Feb. 21
- ★ Made first start of season on Feb. 20 vs. Presbyterian, going 0-for-2
- ★ Came in as defensive substitution in final two games vs. No. 25 Duke

C ★ 5 ★ Philip Clarke ★ Freshman

GP-GS: 7-3 AVG: .348 HR: 1 RBI: 11

- ★ Ranks third in the SEC with 1.14 walks per game
- ★ Reached base four times and scored twice vs. UMass-Lowell on Feb. 25
- ★ Walked four times in 15-0 win vs. UMass-Lowell on Feb. 23
- ★ Belted two-out, three-run home run in first inning on Feb. 21 vs. Presbyterian
- ★ Hit .308 with team-best six RBIs in three games against No. 25 Duke

9 ★ Garrett Blaylock ★ Freshman

GP-GS: 6-0 AVG: .500 R: 3 RBI: 3

- ★ Drove in two runs and scored one run vs. UMass-Lowell on Feb. 23
- ★ Came in to play third base in ninth inning of win vs. Presbyterian on Feb. 20
- ★ Came in to play third base in ninth inning of 9-1 win on Feb. 18 vs. No. 25 Duke

17 ★ Walker Grisanti ★ Junior

GP-GS: 5-0 AVG: .667 R: 4 RBI: 1

- ★ Scored a pair of runs and went 1-for-1 in first two games vs. UMass-Lowell
- ★ Reached base twice and scored two runs vs. Presbyterian on Feb. 21

20 ★ Ty Duvall ★ Sophomore

GP-GS: 4-0 AVG: .000 R: 2 RBI: 0

- ★ Walked twice and scored one run in 15-0 win vs. UMass-Lowell on Feb. 23
- ★ Made season debut, drawing a walk and scoring a run vs. Presbyterian on Feb. 21
- ★ Posted a .516 on base percentage with 12 total bases in 2017

43 ★ Tyler Solomon ★ Freshman

GP-GS: 4-0 AVG: .000 R: 1 RBI: 0

- ★ Walked and scored one run in 15-0 win vs. UMass-Lowell on Feb. 23
- ★ Went 0-for-2 off the bench vs. Presbyterian on Feb. 21
- ★ Struck out as pinch hitter in eighth inning vs. Duke on Feb. 18

PROJECTED STARTER

RHP ★ 44 ★ Mason Hickman ★ Freshman

W-L: 1-0 G-GS: 1-0 ERA: 0.00 IP: 1.0 BB: 0 K: 1

- ★ Earned series-clinching victory against No. 25 Duke on Feb. 18, tossing five scoreless innings while permitting just two hits and fanning seven
- ★ Lettered four years at Pope John Paul II High School (Hendersonville, Tenn.)
- ★ Helped the Knights to a regional championship as a senior

OUT OF THE BULLPEN

RHP ★ 6 ★ Justin Wilson ★ Redshirt Sophomore

W-L: 0-0 G-GS: 2-0 ERA: 0.00 IP: 2.0 BB: 0 K: 5

- ★ Fanned three and allowed one hit in an inning vs. UMass-Lowell on Feb. 24
- ★ Made collegiate debut, fanning two in perfect inning vs. Presbyterian on Feb. 21

LHP ★ 11 ★ Paxton Stover ★ Senior

W-L: 0-0 GP-GS: 1-0 ERA: 0.00 IP: 1.0 BB: 0 K: 2

- ★ Fanned two in perfect inning vs. Presbyterian on Feb. 21
- ★ Lone senior on team who went 1-0 with a 6.41 ERA last year
- ★ Second year with program after transfer from Dyersburg State CC

RHP ★ 21 ★ Tyler Brown ★ Freshman

W-L: 1-0 G-GS: 2-0 ERA: 2.57 IP: 7.0 BB: 0 K: 11

- ★ Earned win, holding UMass-Lowell to one hit in four innings on Feb. 25
- ★ Permitted two hits and as many runs while striking out five across three innings during collegiate debut on Feb. 17 against Duke
- ★ Helped the Olentangy Orange High School to first state tournament in 2017
- ★ First-team All-Ohio and first-team All-Conference as a senior

RHP ★ 27 ★ Chandler Day ★ Junior

W-L: 0-0 G-GS: 2-2 ERA: 3.00 IP: 9.0 BB: 3 K: 12

- ★ Allowed three hits and two runs across five innings while fanning six in no decision vs. UMass-Lowell on Feb. 25
- ★ Tossed four innings, permitting one run on three hits and fanning six in no decision against No. 25 Duke on Feb. 18
- ★ Posted a 7-2 record with a 3.78 ERA in 12 starts and 13 appearances in 2017
- ★ Struck out 10 UT Martin hitters and allowed two hits on April 4, 2017

RHP ★ 29 ★ Patrick Raby ★ Junior

W-L: 0-1 G-GS: 2-0 ERA: 1.80 IP: 5.0 BB: 1 K: 7

- ★ Tossed three scoreless innings in 15-0 win vs. UMass-Lowell on Feb. 23
- ★ Suffered loss in relief on Feb. 17, permitting three hits and one run in two innings of work while walking one and fanning four
- ★ Named preseason All-American and to Golden Spikes Award watch list

RHP ★ 31 ★ Justin Willis ★ Freshman

W-L: 0-0 G-GS: 1-0 ERA: 0.00 IP: 1.1 BB: 1 K: 0

- ★ Made collegiate debut, holding Presbyterian scoreless in 1.1 innings on Feb. 21
- ★ Rawlings-Perfect Game honorable mention All-American as a senior
- ★ Helped Memorial High School (New York) to county championship as a senior

LHP ★ 32 ★ Hugh Fisher ★ Freshman

W-L: 0-0 G-GS: 1-0 ERA: 0.00 IP: 2.0 BB: 0 K: 0

- ★ Tossed two perfect relief innings in win vs. Presbyterian on Feb. 20
- ★ Rawlings-Perfect Game second-team All-American as a senior
- ★ Lettered four years at Briarcrest Christian High School (Eads, Tenn.)

RHP ★ 33 ★ Erik Kaiser ★ Freshman

W-L: 0-0 G-GS: 0-0 ERA: 0.00 IP: 0.0 BB: 0 K: 0

- ★ Rawlings-Perfect Game honorable mention as a senior in high school

LHP ★ 34 ★ Zach King ★ Sophomore

W-L: 0-0 G-GS: 2-2 ERA: 3.12 IP: 8.2 BB: 0 K: 9

- ★ Tossed 4.2 innings allowing seven hits and one run vs. UMass-Lowell on Feb. 24
- ★ Drew no decision while making first career start on Feb. 17 vs. Duke
- ★ Allowed four hits and two runs in four innings vs. Blue Devils on Feb. 17
- ★ Struck out four Duke hitters without allowing a walk on Feb. 17
- ★ Did not allow an earned run in 17-of-25 appearances a season ago

LHP ★ 35 ★ Jackson Gillis ★ Sophomore

W-L: 2-0 GP-GS: 2-0 ERA: 1.29 IP: 7.0 BB: 2 K: 9

- ★ Allowed three hits and one run in 3.1 innings on Feb. 24 vs. UMass-Lowell
- ★ Earned win vs. Duke on Opening Day, allowing just one hit in 3.1 innings
- ★ Made 16 relief appearances as a freshmen in 2017, posting a 3.60 ERA

LHP ★ 39 ★ Jake Eder ★ Freshman

W-L: 1-0 G-GS: 1-1 ERA: 0.00 IP: 4.0 BB: 0 K: 4

- ★ Earned win in collegiate debut on Feb. 21 vs. Presbyterian
- ★ Held Presbyterian to one hit in four scoreless innings on Feb. 21
- ★ Lettered three years at Delray Beach Atlantic (Ocean Ridge, Fla.)

RHP ★ 40 ★ Aaron Brown ★ Freshman

W-L: 0-0 G-GS: 2-0 ERA: 4.50 IP: 2.0 H: 4 BB: 0 K: 2

- ★ Permitted three hits and one earned run vs. Presbyterian on Feb. 21
- ★ Allowed one hit and struck out one in an inning of work on Feb. 16 vs. Duke
- ★ Lettered three years at Mt. Juliet High School (Mt. Juliet, Tenn.)

RHP ★ 42 ★ Maddux Conger ★ Junior

W-L: 1-0 GP-GS: 1-1 ERA: 0.00 IP: 5.0 BB: 2 K: 5

- ★ Earned start vs. Presbyterian on Feb. 20, picking up victory while tossing five scoreless innings, permitting three hits and fanning five
- ★ Went 2-1 with a 4.96 ERA in 15 appearances and three starts as a sophomore

RHP ★ 45 ★ Reid Schaller ★ Redshirt Freshman

W-L: 0-0 G-GS: 1-0 ERA: 4.50 IP: 2.0 BB: 0 K: 2

- ★ Made Vandy debut, allowing two hits and one run in two innings while fanning a pair on Feb. 20 vs. Presbyterian
- ★ Missed 2017 season while recovering from elbow surgery

LHP ★ 49 ★ AJ Franklin ★ Redshirt Sophomore

W-L: 0-0 G-GS: 2-0 ERA: 0.00 IP: 1.2 BB: 1 K: 0

- ★ Tossed ninth inning, allowing one walk in 15-0 win vs. UMass-Lowell on Feb. 23
- ★ Made collegiate debut, inducing 6-4-3 double play on Feb. 21 vs. Presbyterian
- ★ Missed 2017 season with a knee injury after redshirting in 2016

RHP ★ 66 ★ Drake Fellows ★ Sophomore

W-L: 1-0 G-GS: 2-2 ERA: 0.96 IP: 9.1 BB: 5 K: 12

- ★ Tossed five scoreless innings allowing two hits in win vs. UMass Lowell on Feb. 23
- ★ Held Duke to one hit and one run in 4.1 innings on Opening Day in no decision
- ★ Posted a 3-3 record with a 3.30 ERA across 62.2 innings in 2017

TEAM GAME HIGHS

BATTING

At bats:.....39	vs Presbyterian (Feb 21, 2018)
.....39	vs UMass-Lowell (Feb 24, 2018)
Runs scored:.....15	vs Presbyterian (Feb 21, 2018)
.....15	vs UMass-Lowell (Feb 23, 2018)
.....15	vs UMass-Lowell (Feb 24, 2018)
Hits:.....16	vs UMass-Lowell (Feb 24, 2018)
RBIs:.....14	vs UMass-Lowell (Feb 23, 2018)
.....14	vs UMass-Lowell (Feb 24, 2018)
Doubles:.....5	vs UMass-Lowell (Feb 23, 2018)
Triples:.....1	vs Presbyterian (Feb 21, 2018)
.....1	vs UMass-Lowell (Feb 25, 2018)
Home runs:.....3	vs UMass-Lowell (Feb 24, 2018)
Total bases:.....28	vs UMass-Lowell (Feb 24, 2018)
Walks:.....14	vs UMass-Lowell (Feb 23, 2018)
Strikeouts:.....13	vs UMass-Lowell (Feb 23, 2018)
Sac hits:.....1	vs Duke (Feb 18, 2018)
.....1	vs UMass-Lowell (Feb 24, 2018)
Sac flies:.....1	vs Duke (Feb 16, 2018)
.....1	vs UMass-Lowell (Feb 23, 2018)
Stolen bases:.....7	vs UMass-Lowell (Feb 25, 2018)
Hit by pitch:.....3	vs UMass-Lowell (Feb 24, 2018)
Caught stealing:.....1	vs Presbyterian (Feb 20, 2018)
Runners LOB:.....14	vs UMass-Lowell (Feb 23, 2018)
Hit into DP:.....2	vs UMass-Lowell (Feb 25, 2018)

FIELDING

Putouts:.....27	(8 games)
Assists:.....12	vs UMass-Lowell (Feb 25, 2018)
Errors:.....1	vs Duke (Feb 16, 2018)
.....1	vs Presbyterian (Feb 21, 2018)
DPs turned:.....2	vs Duke (Feb 18, 2018)
.....2	vs Presbyterian (Feb 21, 2018)
.....2	vs UMass-Lowell (Feb 24, 2018)

PITCHING

Innings pitched:.....9.0	(8 games)
Runs allowed:.....5	vs Duke (Feb 17, 2018)
Earned runs:.....5	vs Duke (Feb 17, 2018)
Walks allowed:.....5	vs Duke (Feb 16, 2018)
Strikeouts:.....13	vs Duke (Feb 17, 2018)
.....13	vs Duke (Feb 18, 2018)
.....13	vs UMass-Lowell (Feb 24, 2018)
Hits allowed:.....11	vs UMass-Lowell (Feb 24, 2018)
Doubles allowed:.....2	vs Duke (Feb 17, 2018)
.....2	vs UMass-Lowell (Feb 24, 2018)
Homers allowed:.....1	vs Duke (Feb 17, 2018)
Wild pitches:.....2	vs UMass-Lowell (Feb 24, 2018)
Hit batters:.....4	vs Duke (Feb 16, 2018)

INDIVIDUAL GAME HIGHS

BATTING

At bats:.....6	Connor Kaiser vs Presbyterian (Feb 21, 2018)
.....6	Ethan Paul vs UMass-Lowell (Feb 24, 2018)
Runs scored:.....3	Stephen Scott vs Duke (Feb 17, 2018)
.....3	Alonzo Jones vs UMass-Lowell (Feb 23, 2018)
.....3	Connor Kaiser vs UMass-Lowell (Feb 24, 2018)
Hits:.....4	Austin Martin vs Presbyterian (Feb 20, 2018)
.....4	Ethan Paul vs UMass-Lowell (Feb 24, 2018)
.....4	Jayson Gonzalez vs UMass-Lowell (Feb 24, 2018)
RBIs:.....7	Ethan Paul vs UMass-Lowell (Feb 24, 2018)
Doubles:.....2	Stephen Scott vs Duke (Feb 17, 2018)
.....2	Pat DeMarco vs Presbyterian (Feb 20, 2018)
.....2	Ethan Paul vs UMass-Lowell (Feb 23, 2018)
Triples:.....1	Harrison Ray vs Presbyterian (Feb 21, 2018)
.....1	Alonzo Jones vs UMass-Lowell (Feb 25, 2018)
Home runs:.....2	Jayson Gonzalez vs UMass-Lowell (Feb 24, 2018)
Total bases:.....11	Jayson Gonzalez vs UMass-Lowell (Feb 24, 2018)
Walks:.....4	Philip Clarke vs UMass-Lowell (Feb 23, 2018)
Strikeouts:.....4	Julian Infante vs UMass-Lowell (Feb 23, 2018)
Sac hits:.....1	Austin Martin vs Duke (Feb 18, 2018)
.....1	Connor Kaiser vs UMass-Lowell (Feb 24, 2018)
Sac flies:.....1	Ethan Paul vs Duke (Feb 16, 2018)
.....1	Julian Infante vs UMass-Lowell (Feb 23, 2018)
Stolen bases:.....3	Austin Martin vs Presbyterian (Feb 21, 2018)
Hit by pitch:.....2	Austin Martin vs UMass-Lowell (Feb 24, 2018)
Caught stealing:.....1	Austin Martin vs Presbyterian (Feb 20, 2018)
Runners LOB:.....7	Julian Infante vs UMass-Lowell (Feb 23, 2018)

FIELDING

Fielding

Putouts:.....13	Philip Clarke vs Duke (Feb 17, 2018)
.....13	Stephen Scott vs Duke (Feb 18, 2018)
Assists:.....5	Ethan Paul vs Duke (Feb 16, 2018)
.....5	Ethan Paul vs Presbyterian (Feb 20, 2018)
.....5	Jason Gonzalez vs UMass-Lowell (Feb 25, 2018)
Errors:.....1	Jayson Gonzalez vs Duke (Feb 16, 2018)
.....1	Julian Infante vs Presbyterian (Feb 21, 2018)

PITCHING

Innings pitched:.....5.0	(4 games)
Runs allowed:.....2	(4 games)
Earned runs:.....2	Zach King vs Duke (Feb 17, 2018)
.....2	Tyler Brown vs Duke (Feb 17, 2018)
.....2	Chandler Day vs UMass-Lowell (Feb 25, 2018)
Walks allowed:.....4	Drake Fellows vs Duke (Feb 16, 2018)
Strikeouts:.....8	Drake Fellows vs UMass-Lowell (Feb 23, 2018)
Hits allowed:.....7	Zach King vs UMass-Lowell (Feb 24, 2018)
Doubles allowed:.....2	Jackson Gillis vs UMass-Lowell (Feb 24, 2018)
Homers allowed:.....1	Tyler Brown vs Duke (Feb 17, 2018)
Wild pitches:.....1	(4 games)
Hit batters:.....2	Jackson Gillis vs Duke (Feb 16, 2018)
.....2	Drake Fellows vs Duke (Feb 16, 2018)

GAME-BY-GAME OFFENSIVE STATISTICS

DATE	OPPONENT	AB	R	H	RBI	2B	3B	HR	TB	BB	IBB	SB	CS	HBP	SAC	SF	GDP	K	PO	A	E	LOB	AVG.
Feb 16	#25 DUKE	37	9	15	8	2	0	0	17	3	0	2	0	1	0	1	1	3	27	11	1	9	.405
Feb 17	#25 DUKE	36	4	9	3	3	0	1	15	2	0	1	0	1	0	0	0	11	27	7	0	8	.329
Feb 18	#25 DUKE	36	9	13	8	1	0	1	17	5	0	2	0	1	1	0	1	6	27	8	0	10	.339
Feb 20	PRESBYTERIAN	34	7	12	6	4	0	1	19	4	0	2	1	1	0	0	1	5	27	11	0	8	.343
Feb 21	PRESBYTERIAN	39	15	11	10	3	1	1	19	10	0	6	0	1	0	0	0	4	27	9	1	11	.330
Feb 23	UMASS-LOWELL	36	15	13	14	5	0	1	21	14	0	1	0	2	0	1	0	13	27	11	0	14	.335
Feb 24	UMASS-LOWELL	39	15	16	14	3	0	3	28	6	0	4	0	3	1	0	0	12	27	6	0	10	.346
Feb 25	UMASS-LOWELL	33	9	11	8	0	1	1	16	9	0	7	0	0	0	0	2	4	27	12	0	9	.345
Totals		290	83	100	71	21	2	9	152	53	0	25	1	10	2	2	5	58	216	75	2	79	.345

GAME-BY-GAME PITCHING STATISTICS

Date	Opponent	IP	H	R	ER	BB	SO	2B	3B	HR	WP	BK	HBP	DP	IBB	Score	W	L	SV	ERA
Feb 16	#25 DUKE	9.0	3	1	1	5	9	1	0	0	0	1	4	1	0	9-1	1	0	0	1.00
Feb 17	#25 DUKE	9.0	9	5	5	1	13	2	0	1	0	0	2	1	0	4-5	1	1	0	3.00
Feb 18	#25 DUKE	9.0	6	1	1	4	13	1	0	0	1	1	1	2	0	9-1	2	1	0	2.33
Feb 20	PRESBYTERIAN	9.0	5	1	1	2	7	1	0	0	0	0	1	1	0	7-1	3	1	0	2.00
Feb 21	PRESBYTERIAN	9.0	6	2	1	1	9	1	0	0	1	0	1	2	0	15-2	4	1	0	1.80
Feb 23	UMASS-LOWELL	9.0	4	0	0	2	11	0	0	0	0	0	1	1	0	15-0	5	1	0	1.50
Feb 24	UMASS-LOWELL	9.0	11	2	2	1	13	2	0	0	2	0	1	2	0	15-2	6	1	0	1.57
Feb 25	UMASS-LOWELL	9.0	4	2	2	1	12	0	0	0	0	0	1	0	0	9-2	7	1	0	1.62
Totals		72.0	48	14	13	17	87	8	0	1	4	2	12	10	0	83-14	7	1	0	1.62

GAME-BY-GAME STARTERS BY POSITION

Date	Opponent	C	1B	2B	3B	SS	LF	CF	RF	DH
Feb 16	#25 DUKE	Scott	Infante	Paul	Gonzalez	Kaiser	Jones	DeMarco	Bleday	King
Feb 17	#25 DUKE	Clarke	Infante	Paul	Gonzalez	Kaiser	Jones	DeMarco	Bleday	Day
Feb 18	#25 DUKE	Scott	Infante	Paul	Gonzalez	Kaiser	Martin	Jones	DeMarco	Fellows
Feb 20	PRESBYTERIAN	Scott	Infante	Paul	Gonzalez	Kaiser	Jones	DeMarco	Ray	Martin
Feb 21	PRESBYTERIAN	Clarke	Infante	Paul	Gonzalez	Kaiser	Jones	DeMarco	Bleday	Martin
Feb 23	UMASS-LOWELL	Scott	Infante	Paul	Gonzalez	Kaiser	Martin	Jones	DeMarco	King
Feb 24	UMASS-LOWELL	Clarke	Infante	Paul	Gonzalez	Kaiser	Jones	DeMarco	Bleday	Martin
Feb 25	UMASS-LOWELL	Scott	Martin	Paul	Gonzalez	Kaiser	Jones	DeMarco	Bleday	Fellows

GAME-BY-GAME BATTING ORDER

Date	Opponent	1	2	3	4	5	6	7	8	9
Feb 16	#25 DUKE	DeMarco	Kaiser	Paul	Infante	King	Gonzalez	Bleday	Jones	Scott
Feb 17	#25 DUKE	DeMarco	Kaiser	Paul	Infante	Clarke	Gonzalez	Bleday	Jones	Day
Feb 18	#25 DUKE	Martin	Kaiser	Paul	DeMarco	Scott	Infante	Fellows	Gonzalez	Jones
Feb 20	PRESBYTERIAN	Martin	Kaiser	Paul	DeMarco	Infante	Scott	Gonzalez	Ray	Jones
Feb 21	PRESBYTERIAN	Martin	Kaiser	Paul	DeMarco	Clarke	Infante	Bleday	Gonzalez	Jones
Feb 23	UMASS-LOWELL	Martin	Kaiser	Paul	DeMarco	King	Infante	Scott	Gonzalez	Jones
Feb 24	UMASS-LOWELL	Martin	Kaiser	Paul	DeMarco	Clarke	Gonzalez	Bleday	Infante	Jones
Feb 25	UMASS-LOWELL	Martin	Kaiser	Paul	DeMarco	Fellows	Gonzalez	Bleday	Scott	Jones

VANDERBILT HOME RUNS

No.	Player	Game #	Date	Opponent	Pitcher	Runs	Inn	Outs	Count	Final
1.	Scott	2	Feb. 17	Duke	Stinson, G	1	7	2	0-2	L, 5-4
2.	Martin	3	Feb. 18	Duke	Stallings, M *	1	1	0	1-1	W, 9-1
3.	Paul	4	Feb. 20	Presbyterian	PARADIS, A.	1	1	2	2-1	W, 7-1
4.	Clarke	5	Feb. 21	Presbyterian	McLAUGHLIN	3	1	2	0-0	W, 15-2
5.	Bleday	6	Feb. 23	UMass-Lowell	Hoar III	1	7	2	1-0	W, 15-0
6.	Gonzalez	7	Feb. 24	UMass-Lowell	Riley	3	5	1	3-2	W, 15-2
7.	Paul	7	Feb. 24	UMass-Lowell	Constant	4	5	2	3-2	W, 15-2
8.	Gonzalez	7	Feb. 24	UMass-Lowell	Hoar III	2	8	0	2-2	W, 15-2
9.	Scott	8	Feb. 25	UMass-Lowell	Rand	3	6	1	1-2	W, 9-2

* - leadoff home run

HOME RUN TRACKER

Player	Career HR	Last HR	Opponent	Runs	Inn	Outs	Count	Final
Bleday	3	Feb. 23, 2018	vs. UMass-Lowell	1	7	2	1-0	W, 15-0
Clarke	1	Feb. 21, 2018	vs. Presbyterian	3	1	2	0-0	W, 15-2
Gonzalez	2	Feb. 24, 2018	vs. UMass-Lowell	2	8	0	2-2	W, 15-2
Grisanti	1	May 25, 2016	vs. Texas A&M	0	9	0	0-1	W, 6-5
Infante	17	May 14, 2017	at Arkansas	1	2	0	1-2	L, 7-1
Jones	1	Feb. 21, 2016	vs. San Diego	3	3	1	3-2	W, 17-1
Kaiser	1	May 23, 2017	vs. South Carolina	1	7	1	2-2	L, 7-4
Martin	1	Feb. 18, 2018	vs. Duke	1	1	0	1-1	W, 9-1
Paul	11	Feb. 24, 2018	vs. UMass-Lowell	4	5	2	3-2	W, 15-2
Ray	1	Feb. 28, 2017	vs. Southeastern La.	2	6	0	0-0	W, 9-6
Scott	5	Feb. 25, 2018	vs. UMass-Lowell	3	6	1	1-2	W, 9-2

BIG INNINGS (FOUR-PLUS RUNS)

VANDERBILT					OPPONENTS				
Date	Opponent	Inning	Runs	Result	Date	Opponent	Inning	Runs	Result
2/16	#25 Duke	5	5	W, 9-1		None			
2/18	#25 Duke	6	5	W, 9-1					
2/20	Presbyterian	7	4	W, 7-1					
2/21	Presbyterian	8	6	W, 15-2					
2/23	UMass-Lowell	4	5	W, 15-0					
2/23	UMass-Lowell	8	5	W, 15-0					
2/24	UMass-Lowell	5	10	W, 15-2					

HOME RUN BREAKDOWN

at Home	9
on the Road	0
at Neutral Site	0
vs. RHP	2
vs. LHP	7
vs. SEC Teams	0
vs. Non-Conference Teams	9
with 0 outs	2
with 1 out	2
with 2 outs	5
Solo HR	4
2-run HR	1
3-run HR	3
Grand Slam	1
Inside-the-Park HR	0
February	9
March	0
April	0
May	0
June	0
in 1st inning	3
in 2nd inning	0
in 3rd inning	0
in 4th inning	0
in 5th inning	2
in 6th inning	1
in 7th inning	2
in 8th inning	1
in 9th inning	0
in extra innings	0
Leadoff hitter	1
2-hole	0
3-hole	2
Cleanup	0
5-hole	1
6-hole	2
7-hole	0
8-hole	1
9-hole	0
Pinch hitter	2
to Left Field	4
to Left Center	0
to Centerfield	1
to Right Center	0
to Right Field	4
Day Games	9
Night Games	0
Starters	4
Relievers	5
To tie the game	0
To put Vanderbilt ahead	5
Walkoff HR	0
To lead off a game	1
To lead off an inning	1
Record with HR	6-1
Record without HR	1-0

VANDERBILT RECORD WHEN...

	2018
Overall	7-1
Conference	0-0
Non-Conf	7-1
Home	7-1
Away	0-0
Neutral	0-0
Day	7-1
Night	0-0
vs Left	4-0
vs Right	3-1
1-Run games	0-1
2-Run games	0-0
5+Run games	7-0
Extra inns	0-0
Shutouts	0-0
Scoring 0-2 runs	0-0
Scoring 3-5 runs	0-1
Scoring 6-9 runs	4-0
Scoring 10+ runs	3-0
Opponent 0-2 runs	7-0
Opponent 3-5 runs	0-1
Opponent 6-9 runs	0-0
Opponent 10+ runs	0-0
Scored in 1st inning	3-0
Scores first	4-1
Opp. scores first	3-0
After 6 leading	7-0
After 6 trailing	0-1
After 6 tied	0-0
After 7 leading	7-0
After 7 trailing	0-0
After 7 tied	0-1
After 8 leading	7-0
After 8 trailing	0-1
After 8 tied	0-0
Hit 0 home runs	1-0
Hit 1 home run	5-1
Hit 2+ home runs	1-0
Opponent 0 home runs	7-0
Opponent 1 home run	0-1
Opponent 2+ HRs	0-0
Made 0 errors	5-1
Made 1 error	2-0
Made 2+ errors	0-0
Opp. made 0 errors	1-0
Opp. made 1 error	5-0
Opp. made 2+ errors	1-1
Out-hit opponent	7-0
Out-hit by opponent	0-0
Hits are tied	0-1

MISCELLANEOUS STATS

HITTING	Longest	Current
Connor Kaiser	7	-
Stephen Scott	6	6
Austin Martin	6	6
Philip Clarke	5	1
Pat DeMarco	5	2
Alonzo Jones	4	4
Ethan Paul	3	3
JJ Bleday	3	1
Jayson Gonzalez	2	2
Garrett Blaylock	2	-
Walker Grisanti	2	2
Cooper Davis	1	1
Harrison Ray	1	-
Julian Infante	1	-

REACHED BASE	Longest	Current
Ethan Paul	8	8
Pat DeMarco	8	8
Connor Kaiser	8	8
JJ Bleday	7	7
Philip Clarke	7	7
Stephen Scott	6	6
Austin Martin	6	6
Alonzo Jones	4	4
Walker Grisanti	4	4
Julian Infante	3	1
Jayson Gonzalez	3	3
Ty Duvall	2	2
Garrett Blaylock	2	-
Cooper Davis	2	2
Harrison Ray	2	-
Tyler Solomon	1	1

GAME SUMMARY

Record when team scores:

Runs	0	1	2	3	4	5	6	7	8	9	10+
W-L	0-0	0-0	0-0	0-0	0-1	0-0	0-0	1-0	0-0	3-0	3-0

Record when opponent scores:

Runs	0	1	2	3	4	5	6	7	8	9	10+
W-L	1-0	3-0	3-0	0-0	0-0	0-1	0-0	0-0	0-0	0-0	0-0

Record when leading after:

Inn.	1	2	3	4	5	6	7	8
W-L	3-0	4-0	4-1	4-0	6-0	7-0	7-0	7-0

Record when trailing after:

Runs	1	2	3	4	5	6	7	8
W-L	1-0	0-0	0-0	1-1	0-0	0-1	0-0	0-1

Record when tied after:

Runs	1	2	3	4	5	6	7	8
W-L	3-1	3-1	3-0	2-0	1-1	0-0	0-1	0-0

General summary:

Current winning streak	6
Longest winning streak	6
Longest losing streak	1
Home attendance:	20886 (8 dates avg = 2610)
Away attendance:	0 (0 dates avg = 0)
Total attendance:	20886 (8 dates avg = 2610)

INNING-BY-INNING SUMMARY

	1	2	3	4	5	6	7	8	9	EX	Total
Vanderbilt	6	3	2	6	21	14	14	17	0	0	83
Opponents	2	0	1	3	1	3	0	1	3	0	14

MULTI-HIT GAMES	2	3	4	5+	Tot
Pat DeMarco	2	3	-	-	5
Connor Kaiser	4	-	-	-	4
Austin Martin	2	1	1	-	4
Alonzo Jones	3	-	-	-	3
Ethan Paul	2	-	1	-	3
Stephen Scott	2	1	-	-	3
JJ Bleday	2	-	-	-	2
Jayson Gonzalez	1	-	1	-	2
Philip Clarke	2	-	-	-	2
TEAM	20	5	3	0	28

MULTI-RBI GAMES	2	3	4	5+	Tot
Ethan Paul	1	2	-	1	4
Philip Clarke	-	3	-	-	3
Connor Kaiser	2	1	-	-	3
Stephen Scott	-	-	1	-	1
Jayson Gonzalez	-	-	-	1	1
Garrett Blaylock	1	-	-	-	1
Pat DeMarco	1	-	-	-	1
TEAM	5	6	1	2	14

VU ALL-TIME VS. OPPONENTS

Auburn	61-93-1
Austin Peay	53-20-2
Belmont	56-13-0
Duke	2-1-0
Eastern Kentucky	0-1-0
Evansville	33-18-0
Florida	73-134-0
Georgia	113-120-0
Houston	0-1-0
Indiana State	4-3-0
Kentucky	121-125-3
Lipscomb	51-11-0
Long Beach State	5-1-0
Louisiana	0-0-0
Louisville	22-9-0
LSU	40-56-0
Middle Tennessee State	97-43-0
Mississippi State	43-60-2
Missouri	16-1-0
Ole Miss	54-56-2
Presbyterian	3-0-0
Sam Houston State	0-0-0
South Carolina	32-56-0
TCU	2-1-0
Tennessee	162-161-3
Tennessee Tech	43-22-0
UCLA	1-1-0
USC	3-1-0
UMass-Lowell	3-0-0
Western Kentucky	41-19-0

CORBIN VS. 2018 OPPONENTS

Auburn	25-9-0
Austin Peay	15-2-0
Belmont	20-5-0
Duke	2-1-0
Eastern Kentucky	0-0-0
Evansville	6-2-0
Florida	23-32-0
Georgia	34-15-0
Houston	0-0-0
Indiana State	3-1-0
Kentucky	28-16-0
Lipscomb	19-3-0
Long Beach State	5-1-0
Louisiana	0-0-0
Louisville	11-7-0
LSU	19-14-0
Middle Tennessee State	10-6-0
Mississippi State	24-12-0
Missouri	16-1-0
Ole Miss	19-21-0
Presbyterian	2-0-0
Sam Houston State	0-0-0
South Carolina	27-27-0
TCU	2-1-0
Tennessee	30-17-0
Tennessee Tech	9-20
UCLA	1-1-0
USC	2-1-0
UMass-Lowell	3-0-0
Western Kentucky	12-5-0

CORBIN RECORD BY VENUE

Home	384-118-1
Away	172-144-0
Neutral	76-44-0

SERIES-BY-SERIES BATTING

	AVG.	GP	AB	R	H	2B	3B	HR	RBI	TB	SLG%	BB	HP	SO	GDP	OB%	SF	SH	SB-ATT
#25 DUKE	.339	3	109	22	37	6	0	2	19	49	.450	10	3	20	2	.407	1	1	5-5
PRESBYTERIAN	.315	2	73	22	23	7	1	2	16	38	.521	14	2	9	1	.438	0	0	8-9
UMASS-LOWELL	.370	3	108	39	40	8	1	5	36	65	.602	29	5	29	2	.517	1	1	12-12
at Mississippi State																			
LSU																			
at Florida																			
GEORGIA																			
OLE MISS																			
at Missouri																			
SOUTH CAROLINA																			
at Auburn																			
at Tennessee																			
KENTUCKY																			

SERIES-BY-SERIES PITCHING

	ERA	W-L	GS	CG	SV	IP	H	R	ER	BB	SO	2B	3B	HR	B/AVG.
#25 DUKE	2.33	2-1	3	0	0	27.0	18	7	7	10	35	4	0	1	.194
PRESBYTERIAN	1.00	2-0	2	0	0	18.0	11	3	2	3	16	2	0	0	.177
UMASS-LOWELL	1.33	3-0	3	0	0	27.0	19	4	4	4	36	2	0	0	.198
at Mississippi State															
LSU															
at Florida															
GEORGIA															
OLE MISS															
at Missouri															
SOUTH CAROLINA															
at Auburn															
at Tennessee															
KENTUCKY															

MONTH-BY-MONTH BATTING

	AVG.	GP	AB	R	H	2B	3B	HR	RBI	TB	SLG%	BB	HP	SO	GDP	OB%	SF	SH	SB-ATT
February	.345	8	290	83	100	21	2	9	71	152	.524	53	10	58	5	.459	2	2	25-26
March																			
April																			
May																			
June																			

MONTH-BY-MONTH PITCHING

	ERA	W-L	GS	CG	SV	IP	H	R	ER	BB	SO	2B	3B	HR	B/AVG.
February	1.62	7-1	8	0	0	72.0	48	14	13	17	87	8	0	1	.191
March															
April															
May															
June															

HOME-AWAY-NEUTRAL BATTING

	AVG.	GP	AB	R	H	2B	3B	HR	RBI	TB	SLG%	BB	HP	SO	GDP	OB%	SF	SH	SB-ATT
Home	.345	8	290	83	100	21	2	9	71	152	.524	53	10	58	5	.459	2	2	25-26
Away																			
Neutral																			

HOME-AWAY-NEUTRAL PITCHING

	ERA	W-L	GS	CG	SV	IP	H	R	ER	BB	SO	2B	3B	HR	B/AVG.
Home	1.62	7-1	8	0	0	72.0	48	14	13	17	87	8	0	1	.191
Away															
Neutral															

DAY-NIGHT BATTING

	AVG.	GP	AB	R	H	2B	3B	HR	RBI	TB	SLG%	BB	HP	SO	GDP	OB%	SF	SH	SB-ATT
Day	.345	8	290	83	100	21	2	9	71	152	.524	53	10	58	5	.459	2	2	25-26
Night																			

DAY-NIGHT PITCHING

	ERA	W-L	GS	CG	SV	IP	H	R	ER	BB	SO	2B	3B	HR	B/AVG.
Day	1.62	7-1	8	0	0	72.0	48	14	13	17	87	8	0	1	.191
Night															



Vanderbilt Baseball
Overall Statistics for Vanderbilt (as of Feb 25, 2018)
(All games Sorted by Batting avg)



Record: 7-1 Home: 7-1 Away: 0-0 SEC: 0-0

Player	avg	gp-gs	ab	r	h	2b	3b	hr	rbi	tb	slg%	bb	hp	so	gdp	ob%	sf	sh	sb-att	po	a	e	fld%
Austin Martin	.591	7-6	22	9	13	2	0	1	4	18	.818	6	3	2	0	.710	0	1	6-7	14	0	0	1.000
Pat DeMarco	.469	8-8	32	8	15	4	0	0	4	19	.594	3	1	6	0	.528	0	0	3-3	14	0	0	1.000
Stephen Scott	.435	6-5	23	7	10	3	0	2	8	19	.826	2	0	4	0	.480	0	0	1-1	45	6	0	1.000
JJ Bleday	.389	7-5	18	4	7	1	0	1	1	11	.611	3	0	3	1	.476	0	0	0-0	5	0	0	1.000
Philip Clarke	.348	7-3	23	3	8	0	0	1	11	11	.478	8	1	4	2	.531	0	0	2-2	28	1	0	1.000
Connor Kaiser	.344	8-8	32	13	11	3	0	0	9	14	.438	9	0	4	0	.488	0	1	5-5	15	15	0	1.000
Ethan Paul	.344	8-8	32	12	11	3	0	2	16	20	.625	4	3	3	0	.450	1	0	2-2	10	22	0	1.000
Jayson Gonzalez	.310	8-8	29	4	9	1	0	2	7	16	.552	3	0	9	2	.375	0	0	0-0	1	17	1	.947
Alonzo Jones	.300	8-8	30	8	9	1	1	0	1	12	.400	1	0	8	0	.323	0	0	6-6	12	0	0	1.000
Julian Infante	.037	7-7	27	1	1	1	0	0	3	2	.074	4	2	10	0	.206	1	0	0-0	49	4	1	.981

Walker Grisanti	.667	5-0	3	4	2	1	0	0	1	3	1.000	3	0	1	0	.833	0	0	0-0	2	0	0	1.000
Garrett Blaylock	.500	6-0	4	3	2	1	0	0	3	3	.750	0	0	0	0	.500	0	0	0-0	1	2	0	1.000
Cooper Davis	.500	3-0	2	2	1	0	0	0	2	1	.500	1	0	0	0	.667	0	0	0-0	0	0	0	.000
Harrison Ray	.200	7-1	5	2	1	0	1	0	1	3	.600	2	0	0	0	.429	0	0	0-0	2	2	0	1.000
Kiambu Fentress	.000	6-0	4	0	0	0	0	0	0	0	.000	0	0	2	0	.000	0	0	0-0	2	0	0	1.000
Tyler Solomon	.000	4-0	3	1	0	0	0	0	0	0	.000	1	0	2	0	.250	0	0	0-0	0	0	0	.000
Ty Duvall	.000	4-0	1	2	0	0	0	0	0	0	.000	3	0	0	0	.750	0	0	0-0	12	0	0	1.000
Chandler Day	.000	1-1	0	0	0	0	0	0	0	0	.000	0	0	0	0	.000	0	0	0-0	1	1	0	1.000
Zach King	.000	2-2	0	0	0	0	0	0	0	0	.000	0	0	0	0	.000	0	0	0-0	0	2	0	1.000
Drake Fellows	.000	2-2	0	0	0	0	0	0	0	0	.000	0	0	0	0	.000	0	0	0-0	2	0	0	1.000
Totals	.345	8	290	83	100	21	2	9	71	152	.524	53	10	58	5	.459	2	2	25-26	216	75	2	.993
Opponents	.191	8	251	14	48	8	0	1	12	59	.235	17	12	87	9	.274	1	1	1-1	195	63	12	.956

LOB - Team (79), Opp (52). DP's turned - Team (10), Opp (5).

(All games Sorted by Earned run avg)

Player	era	w-l	app	gs	cg	sho	sv	ip	h	r	er	bb	so	2b	3b	hr	b/avg	wp	hp	bk	sfa	sha
Drake Fellows	0.96	1-0	2	2	0	0/1	0	9.1	3	1	1	5	12	0	0	0	.103	0	2	0	0	1
Chandler Day	3.00	0-0	2	2	0	0/0	0	9.0	6	3	3	3	12	1	0	0	.182	0	2	0	0	0
Zach King	3.12	0-0	2	2	0	0/0	0	8.2	11	3	3	0	9	1	0	0	.333	0	1	0	0	0

Mason Hickman	0.00	1-0	1	0	0	0/0	0	5.0	3	0	0	2	7	0	0	0	.188	1	0	1	0	0
Maddux Conger	0.00	1-0	1	1	0	0/0	0	5.0	3	0	0	2	5	0	0	0	.176	0	1	0	0	0
Jake Eder	0.00	1-0	1	1	0	0/0	0	4.0	1	0	0	0	4	0	0	0	.083	0	1	0	0	0
Hugh Fisher	0.00	0-0	1	0	0	0/0	0	2.0	0	0	0	0	0	0	0	0	.000	0	0	0	0	0
Justin Wilson	0.00	0-0	2	0	0	0/0	0	2.0	1	0	0	0	5	0	0	0	.143	1	1	0	0	0
AJ Franklin	0.00	0-0	2	0	0	0/1	0	1.2	0	0	0	1	0	0	0	0	.000	0	0	0	0	0
Justin Willis	0.00	0-0	1	0	0	0/0	0	1.1	2	0	0	1	0	0	0	0	.333	1	0	0	0	0
Paxton Stover	0.00	0-0	1	0	0	0/0	0	1.0	0	0	0	0	2	0	0	0	.000	0	0	0	0	0
Jackson Gillis	1.29	2-0	2	0	0	0/0	0	7.0	4	1	1	2	9	2	0	0	.167	1	2	1	1	0
Patrick Raby	1.80	0-1	2	0	0	0/1	0	5.0	5	1	1	1	7	1	0	0	.250	0	2	0	0	0
Tyler Brown	2.57	1-0	2	0	0	0/0	0	7.0	3	2	2	0	11	0	0	1	.125	0	0	0	0	0
Reid Schaller	4.50	0-0	1	0	0	0/0	0	2.0	2	1	1	0	2	1	0	0	.250	0	0	0	0	0
Aaron Brown	4.50	0-0	2	0	0	0/0	0	2.0	4	2	1	0	2	2	0	0	.400	0	0	0	0	0
Totals	1.62	7-1	8	8	0	1/1	0	72.0	48	14	13	17	87	8	0	1	.191	4	12	2	1	1
Opponents	9.83	1-7	8	8	0	0/0	0	65.0	100	83	71	53	58	21	2	9	.345	15	10	2	2	2

PB - Team (0), Opp (3). Pickoffs - Team (3), King 2, Clarke 1.



Vanderbilt Baseball
Austin Peay at Vanderbilt
May 02, 2017 at Nashville, Tenn. (Hawkins Field)



Austin Peay 4 (20-22)

Vanderbilt 8 (27-17)

Player	ab	r	h	rbi	bb	so	po	a	lob
GIOVANNELLI, Garrett 2b	4	1	2	1	0	0	0	2	0
TIPLER, Malcolm dh	4	0	0	0	1	1	0	0	0
ROBLES, Alex 3b	5	0	2	2	0	2	1	0	2
GLEASON, Dre 1b	5	1	2	1	0	2	10	2	3
BREDLAU, Cayce lf	4	0	1	0	0	1	0	0	0
PHILLIPS, Parker c	3	0	1	0	1	0	3	2	0
HAMILTON, Chase rf	4	0	1	0	0	1	3	0	0
WILSON, Kyle ss	4	0	0	0	0	0	3	3	4
WILLIS, Imani cf	3	2	1	0	1	1	2	0	0
POWELL, Caleb p	0	0	0	0	0	0	2	1	0
SPARKS, John p	0	0	0	0	0	0	0	0	0
PRIMASING, Levi p	0	0	0	0	0	0	0	0	0
NEWBERG, Brett p	0	0	0	0	0	0	0	0	0
KELLY, Landon p	0	0	0	0	0	0	0	0	0
Totals	36	4	10	4	3	8	24	10	9

Player	ab	r	h	rbi	bb	so	po	a	lob
Ro Coleman lf	3	3	1	0	1	0	0	0	1
Jeren Kendall cf	4	1	2	0	1	0	1	0	0
Julian Infante 1b	4	0	1	3	0	1	15	0	0
Reed Hayes dh/p	3	1	1	2	1	1	0	0	2
Ethan Paul 2b	4	1	1	1	0	0	2	8	3
JJ Bleday rf	2	1	1	1	2	0	2	0	0
Jason Delay c	4	0	2	0	0	1	5	2	1
Harrison Ray 3b	4	0	1	0	0	1	1	1	1
Connor Kaiser ss	3	1	0	1	1	0	1	5	0
Chandler Day p	0	0	0	0	0	0	0	1	0
Jackson Gillis p	0	0	0	0	0	0	0	0	0
Maddux Conger p	0	0	0	0	0	0	0	0	0
Drake Fellows p	0	0	0	0	0	0	0	0	0
Zach King p	0	0	0	0	0	0	0	0	0
Totals	31	8	10	8	6	4	27	17	8

Score by Innings	1	2	3	4	5	6	7	8	9	R	H	E
Austin Peay	0	0	1	0	0	1	0	0	2	4	10	0
Vanderbilt	1	1	2	2	0	1	0	1	X	8	10	0

DP - Governors 1; Commodores 2. LOB - Governors 9; Commodores 8. 2B - PHILLIPS, P.(12); Coleman(2); Infante(12); Paul(9); Delay(12). HR - GLEASON, D.(11). HBP - GIOVANNELLI; Coleman; Infante. SF - Hayes. SB - WILLIS, I.(14); Coleman(4); Kendall(15). CS - Ray(2).

Austin Peay	ip	h	r	er	bb	so	ab	bf	np
POWELL, Caleb	2.2	4	4	4	2	2	12	14	57
SPARKS, John	0.2	1	2	2	2	1	3	7	24
PRIMASING, Levi	2.1	2	1	1	1	0	7	9	41
NEWBERG, Brett	1.1	1	0	0	1	0	4	5	18
KELLY, Landon	1.0	2	1	1	0	1	5	5	14

Vanderbilt	ip	h	r	er	bb	so	ab	bf	np
Chandler Day	2.0	2	0	0	0	1	8	8	22
Jackson Gillis	2.0	2	1	1	1	0	8	9	32
Maddux Conger	2.0	3	1	1	1	1	8	9	25
Drake Fellows	1.0	1	0	0	0	3	4	4	17
Zach King	1.0	0	0	0	0	1	3	3	11
Reed Hayes	1.0	2	2	0	1	2	5	7	23

Win - Day (7-1). Loss - POWELL, C. (2-4). Save - None.

HBP - by SPARKS, J. (Coleman); by SPARKS, J. (Infante); by Hayes (GIOVANNELLI). BK - Gillis(2). PB - Delay(6).

Inherited runners/scored: SPARKS, J. 1/1; PRIMASING, L 3/1; NEWBERG, B. 1/0. Pitches/strikes: POWELL, C. 57/31; SPARKS, J. 24/10; PRIMASING, L 41/23; NEWBERG, B. 18/12; KELLY, L. 14/11; Day 22/17; Gillis 32/19; Conger 25/16; Fellows 17/11; King 11/7; Hayes 23/13.

Umpires - HP: Randy Hunley 1B: Jeff Head 2B: Phil Cundall 3B: Scott Cline

Start: 7:03 Time: 3:03 Attendance: 2646

Weather: 75, partly cloudy

THE LAST TIME VANDERBILT...

Won 10 or more consecutive games _____ 4/20-5/16/13 (14)
 Lost five or more consecutive games _____ 3/16-23/12 (5)
 Scored 20 or more runs in a game _____ 21 vs. Middle Tennessee, 4/18/17
 Scored 10+ Runs in an Inning _____ 10 (5th) vs UMass-Lowell, 2/24/18
 Did Not Strikeout _____ vs. Tennessee-Martin, 2/23/05
 Hit consecutive home runs _____ Will Toffey (2R), Stephen Scott (solo) at Ole Miss, 3/18
 Had a triple steal _____ Ethan Paul (home), Jeren Kendall (3rd), Bryan Reynolds (2nd) vs. Auburn, 5/19/16
 Shut out consecutive opponents _____ vs. Radford (12-0), 3/9/16
 _____ vs. Xavier (7-0), 3/11/16
 Shut out the opponent _____ vs. UMass-Lowell (15-0), 2/23/18
 Was shut out by the opponent at home _____ vs. Kentucky (3-0), 4/17/16
 Was shut out by the opponent on the road _____ at Clemson (6-0), 6/4/17
 Was shut out in two consecutive games _____ vs. Kentucky (14-0) (4-0), 4/23/76
 Swept a conference doubleheader _____ vs. Auburn, 5/19/16
 Was swept in a conference doubleheader _____ vs. Tennessee, 4/25/10
 Swept a conference series at home _____ vs. Auburn, 5/19-21/16
 Was swept in a conference series at home _____ vs. Tennessee, 5/14-16/09
 Swept a conference series (three games) on the road _____ at Missouri, 3/25-27/16
 Was swept in a conference series on the road _____ at Florida, 3/16-18/12
 Lost a conference series at home _____ vs. Florida, 4/13-15/17
 Lost a conference series on the road _____ at Arkansas, 5/12-14/17
 Threw a no hitter _____ at Western Kentucky (J. Lewis, N. Pilkington, J. Scott, M. Buschmann), 5/6/03
 Was no-hit _____ at Texas A&M (Kyle Simonds, 9.0), 5/7/16

THE LAST TIME A VANDERBILT PLAYER...

Hit two home runs in a game _____ Jayson Gonzalez vs. UMass-Lowell, 2/24/17
 Hit three home runs in a game _____ Aaron Westlake vs. Oregon State, 6/11/11
 Hit a grand slam _____ Ethan Paul vs. UMass-Lowell, 2/24/18
 Hit a walk-off home run _____ Jeren Kendall vs. Cal State Fullerton, 6/14/15
 Hit an inside the park home run _____ Will Toffey vs. Belmont, 3/22/17
 Hit for the cycle _____ Clinton Johnston vs. Kentucky, 4/28/96
 Had seven or more RBIs in a game _____ Ethan Paul (7) vs. UMass-Lowell, 2/24/18
 _____ Dominic de la Osa (7) vs. Georgia, 4/16/06
 _____ Karl Nonemaker (7) vs. Kentucky, 5/12/02
 Had five or more hits in a game _____ Tony Kemp (5) at Belmont, 2/19/13
 Had two hits in an Inning _____ Austin Martin (5th - 1B, 1B), Ethan Paul (5th - 2B, HR) vs. UMass-Lowell, 2/24/18
 Had 10 or more total bases in a game _____ Jeren Kendall (10) vs. San Diego, 2/19/16
 Stole three or more bases in a game _____ Austin Martin (3) vs. Presbyterian, 2/21/18
 Stole Home _____ Ethan Paul vs. Auburn, 5/19/16
 Had a 10-game hit streak _____ Julian Infante (10), 3/28-4/13
 Had a 15-game hit streak _____ Bryan Reynolds (16), 3/10-4/3/15
 Had a 20-game hit streak _____ Xavier Turner (27), 3/4-4/22/14
 Had a 25-game hit streak _____ Xavier Turner (27), 3/4-4/22/14
 Had 10 or more strikeouts in a game _____ Drake Fellows (10) vs. Alabama, 5/20
 Had 15 or more strikeouts in a game _____ Kevin Ziomek (15) vs. Illinois-Chicago, 3/1/13
 Pitched a complete game _____ Patrick Raby at Georgia, 4/21/17
 Pitched a seven-inning complete game _____ Philip Pfeifer vs. Alabama, 5/22/15
 Pitched a nine-inning, complete game shutout _____ Kyle Wright vs. Florida, 4/14/17
 Pitched a seven-inning, complete game shutout _____ Nick Christiani vs. Belmont, 5/5/09
 Pitched a combined shutout _____ Matt Ruppenthal (6.0), Reed Hayes (1.1), Jackson Gillis (1.2) at Clemson, 6/5/17
 Pitched a no-hitter _____ Doug Wessel vs. Belmont, 4/19/1971
 Pitched a no-hitter (combined) _____ Jensen Lewis, Nick Pilkington, John Scott, Matt Buschmann at Western Ky., 5/6/03
 Pitched a perfect game _____ Jensen Lewis, Nick Pilkington, John Scott, Matt Buschmann at Western Ky., 5/6/03

NUMERICAL ROSTER

No.	Name	Pos.	B/T	Ht.	Wt.	Cl.	Hometown/Previous School
2	Harrison Ray	IF	R/R	5-11	190	So./1L	Longwood, Fla. (Lake Brantley HS)
3	Cooper Davis	OF	L/R	5-10	185	Fr./HS	Mississauga, Ontario (St. Aloysius Gonzaga)
5	Philip Clarke	C	L/R	5-11	190	Fr./HS	Franklin, Tenn. (Christ Presbyterian Academy)
6	Justin Wilson	RHP	R/R	6-0	180	R-So./RS	Murfreesboro, Tenn. (Oakland HS/Vol State CC)
8	Alonzo Jones	OF	S/R	5-10	195	Jr./2L	Columbus, Ga. (Columbus HS)
9	Garrett Blaylock	IF	L/R	6-3	208	Fr./HS	Asheville, N.C. (T.C. Roberson HS)
10	Ethan Paul	IF	L/R	5-10	185	Jr./2L	Bellevue, Wash. (International School)
11	Paxton Stover	LHP	L/L	5-11	200	Sr./1L	Ridgely, Tenn. (Dyer County HS/Dyersburg State CC)
12	Connor Kaiser	IF	R/R	6-4	205	Jr./2L	Overland Park, Kan. (Blue Valley West HS)
13	Kiambu Fentress	OF	R/R	6-0	175	R-So./1L	Nashville, Tenn. (Ensworth School)
16	Austin Martin	IF	R/R	6-0	170	Fr./HS	Jacksonville, Fla. (Trinity Christian Academy)
17	Walker Grisanti	OF	L/R	5-10	195	Jr./2L	Collierville, Tenn. (Christian Brothers HS)
18	Pat DeMarco	OF	R/R	5-11	205	Fr./HS	Winder, Ga. (Winder Barrow HS)
19	Stephen Scott	OF/C	L/R	5-11	200	Jr./2L	Cary, N.C. (Cardinal Gibbons HS)
20	Ty Duvall	C	L/R	5-11	190	So./1L	Lebanon, Ohio (Lebanon HS)
21	Tyler Brown	RHP	R/R	6-4	242	Fr./HS	Lewis Center, Ohio (Olentangy Orange HS)
22	Julian Infante	IF	R/R	6-3	215	Jr./2L	Miami, Fla. (Westminister Christian HS)
27	Chandler Day	RHP	R/R	6-5	180	Jr./2L	Granville, Ohio (Watkins Memorial HS)
29	Patrick Raby	RHP	R/R	6-3	230	Jr./2L	Knoxville, Tenn. (Farragut HS)
31	Justin Willis	RHP	R/R	5-11	180	Fr./HS	West New York, N.J. (Memorial HS)
32	Hugh Fisher	LHP	R/L	6-5	185	Fr./HS	Eads, Tenn. (Briarcrest Christian HS)
33	Erik Kaiser	RHP	R/R	6-5	205	Fr./HS	Waterloo, Ill. (Waterloo HS)
34	Zach King	LHP	L/L	6-6	210	So./1L	Spring Hill, Tenn. (Spring Hill HS)
35	Jackson Gillis	LHP	R/L	6-3	220	So./1L	Wilmington, Mass. (Wilmington HS)
38	Jayson Gonzalez	INF	R/R	6-2	205	Fr./HS	Covina, Calif. (Bishop Amat HS)
39	Jake Eder	LHP	L/L	6-4	210	Fr./HS	Ft. Lauderdale, Fla. (Calvary Christian Academy)
40	Aaron Brown	RHP	R/R	6-4	205	Fr./HS	Mt. Juliet, Tenn. (Mt. Juliet HS)
42	Maddux Conger	RHP	R/R	6-3	200	Jr./2L	Stephenville, Texas (Stephenville HS)
43	Tyler Solomon	IF	S/R	6-4	215	Fr./HS	Haymarket, Va. (Battlefield HS)
44	Mason Hickman	RHP	R/R	6-6	230	Fr./HS	Hendersonville, Tenn. (Pope John Paul II HS)
45	Reid Schaller	RHP	R/R	6-3	215	R-Fr./RS	Lebanon, Ind. (Lebanon HS)
49	AJ Franklin	LHP	L/L	6-2	180	R-So./1L	Lebanon, Tenn. (Wilson Central HS)
51	JJ Bleday	OF	L/L	6-3	205	So./1L	Panama City Beach, Fla. (A. Crawford Mosley HS)
66	Drake Fellows	RHP	L/R	6-5	210	So./1L	Plainfield, Ill. (Joliet Catholic Academy)

Head Coach: 4 Tim Corbin (Ohio Wesleyan, 1984) - 16th Season at Vanderbilt

Associate Head Coach: 26 Scott Brown (SUNY-Cortland, 1999)

Assistant Coach: 24 Mike Baxter (Vanderbilt, 2005)

Volunteer Coach: 1 David Macias (Vanderbilt, 2008)

Athletic Trainer: Tracy Campbell (James Madison, 2008)

Strength & Conditioning Coach: Chris Ham (Illinois, 2005)

Director of Baseball Operations: Brooks Webb (Birmingham Southern, 2011)

Director of Player Development: Alex Levitt (Vanderbilt, 2010)

Video Coordinator: Brandon Barak (Illinois, 2012)

Equipment Manager: John Mardirosian (Texas, 2011)

Student Assistants: Josh Ruchotzke & Casey Stangel

Student Managers: Jack Goodrum, Chase Casali, Preston Hausser & Jackson Kelley

PRONUNCIATION CHART

JJ Bleday _____ bleh-DAY
 Kiambu Fentress _____ key-AHM-boo
 Walker Grisanti _____ greh-sahn-TEE
 Patrick Raby _____ ray-BEE
 Reid Schaller _____ SHALL-er
 Paxton Stover _____ stoe-VER

ALPHABETICAL ROSTER

#	Name	Pos.	Yr.
9	Garrett Blaylock	IF	Fr.
51	JJ Bleday	OF	Jr.
40	Aaron Brown	RHP	Fr.
21	Tyler Brown	RHP	Fr.
5	Philip Clarke	C	Fr.
42	Maddux Conger	RHP	Jr.
3	Cooper Davis	OF	Fr.
27	Chandler Day	RHP	Jr.
18	Pat DeMarco	OF	Fr.
20	Ty Duvall	C	So.
39	Jake Eder	LHP	Fr.
66	Drake Fellows	RHP	So.
13	Kiambu Fentress	OF	R-So.
32	Hugh Fisher	LHP	Fr.
49	AJ Franklin	LHP	R-So.
35	Jackson Gillis	LHP	So.
99	Jayson Gonzalez	IF	Fr.
17	Walker Grisanti	OF	Jr.
44	Mason Hickman	RHP	Fr.
22	Julian Infante	IF	Jr.
8	Alonzo Jones	OF	Jr.
12	Connor Kaiser	IF	Jr.
33	Erik Kaiser	RHP	Fr.
34	Zach King	LHP	So.
16	Austin Martin	IF	Fr.
10	Ethan Paul	IF	Jr.
29	Patrick Raby	RHP	Jr.
2	Harrison Ray	IF	So.
45	Reid Schaller	RHP	R-Fr.
19	Stephen Scott	OF/C	Jr.
43	Tyler Solomon	IF	Fr.
11	Paxton Stover	LHP	Sr.
31	Justin Willis	RHP	Fr.
6	Justin Wilson	RHP	R-So.

EXPERIENCE BREAKDOWN

Seniors (1) _____ Stover
 Juniors (9) _____ Conger, Day, Grisanti, Infante, Jones,
 _____ C. Kaiser, Paul, Raby, Scott,
 Redshirt Sophomores (3) _____ Franklin, Fentress, Wilson
 Sophomores (7) _____ Bleday, Duvall, Fellows, Gillis,
 _____ King, Ray, Sandborn
 Redshirt Freshman (1) _____ Schaller
 Freshmen (14) _____ Blaylock, A. Brown, T. Brown, Clarke,
 _____ Davis, DeMarco, Eder, Fisher, Gonzalez, Hickman,
 _____ E. Kaiser, Martin, Solomon, Willis

STATE BREAKDOWN

California (1) _____ Gonzalez
 Florida (5) _____ Bleday, Eder, Infante, Martin, Ray
 Georgia (1) _____ Alonzo Jones
 Illinois (2) _____ Fellows, E. Kaiser
 Indiana (1) _____ Schaller
 Kansas (1) _____ C. Kaiser
 Massachusetts (1) _____ Gillis
 New Jersey (1) _____ Willis
 New York (1) _____ DeMarco
 North Carolina (2) _____ Blaylock, Scott
 Ohio (3) _____ T. Brown, Day, Duvall
 Ontario, Canada (1) _____ Davis
 Tennessee (11) _____ A. Brown, Clarke,
 _____ Fentress, Fisher, Franklin, Grisanti, Hickman,
 _____ King, Raby, Stover, Wilson
 Texas (1) _____ Conger
 Virginia (1) _____ Solomon
 Washington (1) _____ Paul




Harrison Ray
Fr. ★ 5-11 ★ 190 ★ R/R
IF ★ Longwood, Fla.



Cooper Davis
Fr. ★ 5-10 ★ 185 ★ L/R
OF ★ Mississauga, Ontario



Philip Clarke
Fr. ★ 5-11 ★ 190 ★ L/R
C ★ Franklin, Tenn.



Justin Wilson
R-So. ★ 6-0 ★ 175 ★ R/R
RHP ★ Murfreesboro, Tenn.



Alonzo Jones
Jr. ★ 5-10 ★ 195 ★ S/R
OF ★ Columbus, Ga.



Garrett Blaylock
Fr. ★ 6-3 ★ 200 ★ L/R
IF ★ Asheville, N.C.



Ethan Paul
Jr. ★ 5-10 ★ 185 ★ L/R
IF ★ Bellevue, Wash.



Paxton Stover
Sr. ★ 5-11 ★ 190 ★ L/L
LHP ★ Ridgely, Tenn.



Connor Kaiser
Jr. ★ 6-4 ★ 205 ★ R/R
IF ★ Overland Park, Kan.




Kiamu Fentress
R-So. ★ 6-0 ★ 175 ★ R/R
OF ★ Nashville, Tenn.



Austin Martin
Fr. ★ 6-0 ★ 170 ★ R/R
IF ★ Jacksonville, Fla.



Walker Grisanti
Jr. ★ 5-10 ★ 190 ★ L/R
OF ★ Collierville, Tenn.



Pat DeMarco
Fr. ★ 5-11 ★ 205 ★ R/R
OF ★ Staten Island, N.Y.



Stephen Scott
Jr. ★ 5-11 ★ 200 ★ L/R
OF/C ★ Cary, N.C.




Ty Duvall
So. ★ 5-11 ★ 190 ★ L/R
C ★ Lebanon, Ohio




Tyler Brown
Fr. ★ 6-4 ★ 242 ★ R/R
RHP ★ Ashland, Ohio




Julian Infante
Jr. ★ 6-3 ★ 215 ★ R/R
IF ★ Miami, Fla.



Chandler Day
Jr. ★ 6-5 ★ 180 ★ R/R
RHP ★ Granville, Ohio




Patrick Raby
Jr. ★ 6-3 ★ 230 ★ R/R
RHP ★ Knoxville, Tenn.



Justin Willis
Fr. ★ 5-11 ★ 180 ★ R/R
RHP ★ West New York, N.J.



Hugh Fisher
Fr. ★ 6-5 ★ 185 ★ R/L
LHP ★ Eads, Tenn.



Erik Kaiser
Fr. ★ 6-5 ★ 205 ★ R/R
RHP ★ Waterloo, Ill.



Zach King
So. ★ 6-6 ★ 210 ★ L/L
LHP ★ Spring Hill, Tenn.



Jackson Gillis
So. ★ 6-3 ★ 225 ★ R/L
LHP ★ Wilmington, Mass.




Jake Eder
Fr. ★ 6-4 ★ 210 ★ L/L
LHP ★ Ocean Ridge, Fla.




Aaron Brown
Fr. ★ 6-4 ★ 205 ★ R/R
RHP ★ Mt. Juliet, Tenn.




Maddux Conger
Jr. ★ 6-3 ★ 200 ★ R/R
RHP ★ Stephenville, Texas



Tyler Solomon
Fr. ★ 6-4 ★ 215 ★ S/R
C ★ Haymarket, Va.



Mason Hickman
Fr. ★ 6-6 ★ 230 ★ R/R
RHP ★ Hendersonville, Tenn.



Reid Schaller
R-Fr. ★ 6-3 ★ 210 ★ R/R
RHP ★ Lebanon, Ind.



AJ Franklin
R-So. ★ 6-2 ★ 180 ★ L/L
LHP ★ Lebanon, Tenn.



JJ Bleday
So. ★ 6-3 ★ 205 ★ L/L
OF ★ Panama City Beach, Fla.




Drake Fellows
So. ★ 6-5 ★ 205 ★ L/R
RHP ★ Plainfield, Ill.



Jayson Gonzalez
Fr. ★ 6-2 ★ 205 ★ R/R
IF ★ Covina, Calif.




Tim Corbin
Head Coach
16th Season



Scott Brown
Associate Head Coach
6th Season



Mike Baxter
Hitting Coach
1st Season



David Macias
Volunteer Assistant Coach
1st Season