



VANDERBILT

2018 BASEBALL GAME NOTES



Vanderbilt Athletic Communications ★ 2601 Jess Neely Dr. Nashville, TN 37212
Baseball Contact: Andrew Pate ★ Cell: 713.387.9119 ★ Email: andrew.pate@vanderbilt.edu
vucommodores.com ★ twitter: @vandybaseball

2018 SCHEDULE/RESULTS

OVERALL: 4-1 | SEC: 0-0 | H: 4-1 | A: 0-0 | N: 0-0

FEBRUARY (4-1)

16	#25 DUKE	W, 9-1	SEC Network+
17	#25 DUKE	L, 5-4	
18	#25 DUKE	W, 9-1	SEC Network+
20	PRESBYTERIAN	W, 7-1	SEC Network+
21	PRESBYTERIAN	W, 15-2	SEC Network+
23	UMASS-LOWELL	4:00 PM	SEC Network+
24	UMASS-LOWELL	12:00 PM	
25	UMASS-LOWELL	12:00 PM	
27	AUSTIN PEAY	4:00 PM	
28	INDIANA STATE	4:00 PM	SEC Network+

MARCH (0-0)

2	vs. Sam Houston St. %	12:00 PM	
3	vs. Louisiana%	3:30 PM	
4	vs. Houston%	6:00 PM	
7	at Long Beach St.	8:00 PM	
9	at UCLA	12:30 PM	
10	at USC	6:00 PM	Pac-12 Network
11	vs. TCU^	1:00 PM	
14	EASTERN KENTUCKY	6:30 PM	SEC Network+
16	at Mississippi St. *	6:00 PM	SEC Network
17	at Mississippi St. *	2:00 PM	SEC Network+
18	at Mississippi St. *	1:00 PM	SEC Network+
20	Belmont&	6:30 PM	
23	LSU*	8:00 PM	ESPNU
24	LSU*	7:30 PM	ESPNU
25	LSU*	12:00 PM	ESPNU
27	vs. Lipscomb&	6:30 PM	
30	at Florida*	5:30 PM	SEC Network+
31	at Florida*	11:00 AM	ESPNU

APRIL (0-0)

1	at Florida*	11:00 AM	SEC Network
3	at Middle Tennessee	6:00 PM	
5	GEORGIA*	6:00 PM	ESPNU
6	GEORGIA*	6:30 PM	SEC Network+
7	GEORGIA*	2:00 PM	SEC Network+
10	WESTERN KENTUCKY	6:30 PM	SEC Network+
13	OLE MISS*	6:30 PM	SEC Network+
14	OLE MISS*	2:00 PM	SEC Network+
15	OLE MISS*	4:00 PM	ESPNU
17	EVANSVILLE	6:30 PM	SEC Network+
19	at Missouri*	7:00 PM	ESPNU
20	at Missouri*	6:30 PM	
21	at Missouri*	2:00 PM	
27	SOUTH CAROLINA*	6:30 PM	SEC Network+
28	SOUTH CAROLINA*	2:00 PM	SEC Network+
29	SOUTH CAROLINA*	1:00 PM	SEC Network+

MAY (0-0)

1	LOUISVILLE	6:00 PM	SEC Network
4	at Auburn	6:00 PM	SEC Network+
5	at Auburn	2:00 PM	SEC Network+
6	at Auburn	1:00 PM	SEC Network+
8	TENNESSEE TECH	6:30 PM	SEC Network+
11	at Tennessee	5:30 PM	
12	at Tennessee	5:00 PM	
13	at Tennessee	11:00 AM	SEC Network
15	MIDDLE TENNESSEE	6:30 PM	SEC Network+
17	KENTUCKY	6:30 PM	SEC Network+
18	KENTUCKY	2:00 PM	SEC Network+
19	KENTUCKY	1:00 PM	SEC Network+

% Minute Maid Park (Houston, Texas)
^ Dodger Stadium (Los Angeles, Calif.)
*Southeastern Conference Game
& First Tennessee Park (Nashville, Tenn.)

VANDERBILT COMMODORES (4-1) vs. UMASS-LOWELL RIVER HAWKS (2-2)

February 23, 2018 ★ 4:00 p.m. ★ Nashville, Tennessee ★ Hawkins Field ★ SEC Network+

GAME 6



VANDERBILT
4-1 overall, 0-0 SEC
Home/Away/Neutral:
4-1 / 0-0 / 0-0
Preseason Rankings:
Collegiate Baseball - 6
USA Today - 10
NCBWA - 11
D1Baseball - 13
Baseball America - 18
Perfect Game - 23
Head Coach: Tim Corbin
VU Record: 650-316-1 (16th)
Career Record: 756-454-1 (21st)



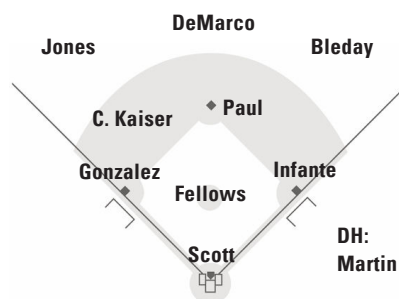
UMASS-LOWELL
2-2 overall, 0-0 America East
Home/Away/Neutral:
0-0 / 0-0 / 2-2
Preseason Rankings:
Perfect Game - NR
D1Baseball - NR
USA Today - NR
Collegiate Baseball - NR
NCBWA - NR
Perfect Game - NR
Head Coach: Ken Haring
UML Record: 350-279-1 (14th)
Career Record: Same

NEED TO KNOW

- ★ Vanderbilt enters its second weekend of play having won 3-of-4 to begin the season. The Dorees are one of two teams nationally -- alongside UCLA -- ranked in the Top 25 for batting average, ERA and fielding percentage.
- ★ Five Vanderbilt freshmen have made starts this season while 14 total have made appearances. The unit has combined to hit .391 (29-for-74) with 16 runs and 17 RBIs while posting a 1.89 ERA in 19 innings pitched.
- ★ With Wednesday's victory, 16th year head coach **Tim Corbin** is just six victories shy of becoming the program's all-time winningest coach. Corbin is 650-316-1 with the Commodores.
- ★ Friday marks the sixth matchup of a 10-game homestand to open the year for Vanderbilt. Wednesday's win against Presbyterian came in the 400th game at Hawkins Field since the start of the 2007 season. During that stretch, Vandy is 309-90-1 at the friendly confines. The Dorees are 417-149-1 all-time at The Hawk.
- ★ For the eighth-straight year, Vanderbilt opened the season in the Top 10. The Dorees are currently ranked in all six polls including as high as No. 6 by Collegiate Baseball Newspaper.
- ★ The Commodores boast one of the strongest schedules in recent memory during 2018, playing a combined 22 games against opponents ranked in the preseason Top 25. The Dorees are 2-1 in those games following a series win vs. Duke.
- ★ Vanderbilt starting pitcher **Patrick Raby** and first baseman **Julian Infante** have been named preseason All-Americans by Baseball America and Perfect Game, respectively. Raby went 10-4 with a 2.73 ERA across 16 starts a season ago while Infante led the Dorees with 66 RBIs and finished with a .315 average.
- ★ The Dorees' 16-member freshman class was ranked the nation's top recruiting class by Baseball America last September. It's the fifth time Vanderbilt has been named the nation's top class (2005, 2011, 2012, 2015).

PROJECTED STARTING LINEUP

(based on preseason depth chart)



BY THE NUMBERS SINCE 2006...

- 3** ★ College World Series appearances (2011, 2014, 2015)
- 6** ★ NCAA Super Regional appearances (2010, 2011, 2013, 2014, 2015, 2017)
- 12** ★ straight NCAA Tournament appearances (longest active streak in the SEC)
- 14** ★ players selected in the first round of the Major League Baseball Draft (nation's most)
- 48** ★ NCAA Tournament victories (most in the SEC)

VANDERBILT PROJECTED ROTATION

FRIDAY



DRAKE FELLOWS

RHP ★ 6-5 ★ 205 ★ So.
0-0, 2.08 ERA, 1 APP, 1 GS, 4.1 IP, 1 H, 4 K

SATURDAY



ZACH KING

LHP ★ 6-6 ★ 210 ★ So.
0-0, 4.50 ERA, 1 APP, 1 GS, 4.0 IP, 4 H, 4 K

SUNDAY



CHANDLER DAY

RHP ★ 6-5 ★ 180 ★ Jr.
0-0, 2.50 ERA, 1 APP, 1 GS, 4.0 IP, 3 H, 4 K

SERIES HISTORY

UMASS-LOWELL (0-0)

HOME: 0-0 | AWAY: 0-0 | NEUTRAL: 0-0

STATISTICAL LEADERS

VANDERBILT	CATEGORY	UMASS-LOWELL
Pat DeMarco .571 avg.	Batting avg.	Tumosa/Polichetti .429 avg.
Pat DeMarco 12 hits	Hits	Cam Climo 5 hits
Ethan Paul 8 runs	Runs Scored	Olive/Passatempo 4 runs
Pat DeMarco 4 doubles	Doubles	Four players 1 double
Harrison Ray 1 triple	Triples	Prada/Young 1 triple
Four players 1 home run	Home Runs	Steve Passatempo 2 home runs
Kaiser/Paul 4 walks	Walks	Russ Olive 5 walks
Alonzo Jones 4 stolen bases	Stolen Bases	Colby Maiola 2 stolen bases
Four players 1 win	Wins	Dolan/Funaro 1 win
Nine players 0.00 ERA	ERA	Five players 0.00 ERA
Hickman/Conger 5.0 IP	Innings Pitched	Andrew Ryan 5.1 IP
Mason Hickman 7 strikeouts	Strikeouts	Henry Funaro 6 strikeouts

STATISTICAL COMPARISON

VANDERBILT	CATEGORY	UMASS-LOWELL
4-1	Record	2-2
.330	Batting Avg.	.257
8.8	Runs/Game	5.5
12.0	Hits/Game	8.75
13	Doubles	4
1	Triples	2
4	Home Runs	4
35	RBI	22
24	Walks	26
13-14	SB-ATT	4-6
1.80	ERA	4.17
0	Shutouts Thrown	0
51	Strikeouts	34
.187	Opp. Batting Avg.	.233
.989	Fielding Pct.	.974

INSIDE THE MATCHUP VS. UMASS-LOWELL

- ★ Vanderbilt and UMass-Lowell meet for the first time in the history of the two programs on Friday.
- ★ The River Hawks become just the second opponent from the America East Conference that Vanderbilt has faced. The Commodores defeated Stony Brook, 9-4, on May 31, 2008 at the NCAA Tempe Regional in the only prior matchup against the league. Vandy was eliminated from the NCAA Tournament one day later by Oklahoma.
- ★ The Dorees are 3-4 all-time against opponents from the state of Massachusetts. Vandy is 3-1 against Boston College, 0-1 vs. Harvard, 0-1 vs. Holy Cross and 0-1 vs. UMass.
- ★ Sophomore left-handed pitcher **Jackson Gillis** is the lone Vandy player from Massachusetts (Wilmington).

VANDY IN THE NATIONAL STATISTICAL RANKINGS

Statistic	National Rank	Value
Hits	2nd	60
Double Plays	2nd	7
Stolen Bases	3rd	13
Runs	4th	44
Doubles	8th	13
WHIP	13th	0.93
Hits Allowed Per Nine Inn.	16th	5.80
Batting Average	17th	.330
Earned Run Average	21st	1.80
Scoring	24th	8.8

NATION'S TOP FRESHMAN OFF TO SIZZLING START

- ★ Vanderbilt's freshman class was named tops in the country by Baseball America last November.
- ★ Five Vanderbilt freshmen made starts this season while 14 total have made appearances. The unit has combined to hit .391 (29-for-74) with 16 runs and 17 RBIs while posting a 1.89 ERA in 19 innings pitched.
- ★ D1Baseball.com's list of 30 impact freshmen entering 2018 includes Vandy's **Jake Eder** (No. 16), **Jayson Gonzalez** (No. 18), **Philip Clarke** (No. 19) and **Pat DeMarco** (No. 25). With four players on the list, the Dorees trail only Florida (5).
- ★ Here is a look at some of the standout freshman performances thus far this season:

PLAYER	AVG.	GP-GS	AB	R	H	2B	HR	RBI	TB
Pat DeMarco	.571	5-5	21	7	12	4	0	4	16
Austin Martin	.500	4-3	12	5	6	1	1	1	10
Philip Clarke	.313	4-2	16	1	5	0	1	9	8

PITCHER	ERA	W-L	APP	IP	H	ER	BB	K	B/AVG.
Mason Hickman	0.00	1-0	1	5.0	3	0	2	7	.188
Jake Eder	0.00	1-0	1	4.0	1	0	0	4	.083
Hugh Fisher	0.00	0-0	1	2.0	0	0	0	0	.000

VANDERBILT RE-VU

- ★ **Philip Clarke** launched a three-run home run in the first inning to set the tone and Vanderbilt pitching was masterful throughout in a 15-2 victory against Presbyterian on Wednesday night at Hawkins Field
- ★ The No. 13 Commodores (4-1) won their third-straight game, sweeping the two-game midweek set against the Blue Hose (2-4), backed by a strong collegiate debut from southpaw freshman **Jake Eder**. The Ocean Ridge, Fla., native permitted just one hit in four innings while fanning four batters.

GOLDEN BOYS

- ★ For a fourth-straight year, multiple Vandy players have been named to the Golden Spikes Award Preseason Watch List.
- ★ **Julian Infante** and **Patrick Raby** are among those featured. The award was first presented in 1978 and is given to an amateur player who best exhibits and combines "exceptional on-field ability and exemplary sportsmanship." The award is considered the most prestigious in amateur baseball.
- ★ Five Commodores have been named finalists for the Golden Spikes Award -- all coming since the 2007 season -- including **David Price**, who took home the honor in 2007. Other finalists include **Pedro Alvarez** (2007), **Tyler Beede** (2013), **Carson Fulmer** (2015) and **Dansby Swanson** (2015).

VANDY PICKED TO FINISH THIRD IN SEC EAST

- ★ Vanderbilt has been picked to finish in the same position according to the league's head coaches.
- ★ Florida was picked as the preseason favorite to win both the East and the SEC with a total of 91 points and 13-of-14 first-place votes. Arkansas was picked to win the West behind 12 first-place votes and a total of 90 points.

EASTERN DIVISION	POINTS	WESTERN DIVISION	POINTS
Florida (13)	91	Arkansas (12)	90
Kentucky (1)	74	Texas A&M (1)	72
Vanderbilt	72	Ole Miss (1)	62
South Carolina	50	LSU	59
Georgia	41	Mississippi State	44
Missouri	32	Auburn	38
Tennessee	25	Alabama	20

A WORLD SERIES KIND OF FEEL

- ★ After playing 10-straight at home to begin the season, Vanderbilt heads west for a seven-game road trip including games at Houston's Minute Maid Park and Los Angeles' Dodger Stadium -- the two sites for the 2017 World Series matchup between the Astros and Dodgers.
- ★ The Commodores will take part in the Shriners Hospitals for Children College Classic at Minute Maid from March 2-4. The three-day, six-team tournament features programs against local universities squaring off against the SEC. Vandy will face Sam Houston State (3/2), Louisiana (3/3) and Houston (3/4).
- ★ For the fourth-straight year, the Dores head to California, this go-around, visiting Long Beach State (3/7), UCLA (3/9) and USC (3/10) before facing off against TCU in the Dodger Stadium College Baseball Classic on March 11.

FORMER PLAYERS JOIN COBRIN'S STAFF

- ★ Last September, head coach Tim Corbin and associate head coach Scott Brown welcomed back former players **Mike Baxter** and **David Macias**. Baxter serves as the Dores' hitting coach and recruiting coordinator while Macias comes on board as Vanderbilt's volunteer assistant coach.
- ★ Baxter joins the Commodores after a 12-year professional career that included playing in the big leagues for four organizations over parts of six seasons. Baxter made his major league debut with the San Diego Padres in 2010, and also played for the New York Mets (2011-13), Los Angeles Dodgers (2014) and Chicago Cubs (2015).
- ★ Macias was previously on Corbin's staff as the team's strength coach in 2014 when the Dores won the national championship and was the volunteer assistant in 2015 when the Dores returned to the College World Series finals. Prior to rejoining Corbin's staff, Macias was with the Seattle Mariners organization as a minor league manager.

D1BASEBALL.COM RECOGNIZES DORES

- ★ Last September, D1Baseball.com recognized Vanderbilt as the **No. 2 program nationally** in the publication's bi-annual top-100 rankings. The list is designed to assess the overall health of programs in the current era with the ultimate goal of identifying "the programs in the best shape right now, with an eye toward the next five to 10 years."
- ★ Below is a list of where Vandy players rank among the publication's top SEC prospects for the 2018 and 2019 MLB Draft.

TOP SEC PROSPECTS, 2018 DRAFT

Ranking	Player	Position
#23	Reid Schaller	RHP
#31	Connor Kaiser	SS
#34	Patrick Raby	RHP
#35	Ethan Paul	2B
#41	Chandler Day	RHP
#50	Julian Infante	1B

TOP SEC PROSPECTS, 2019 DRAFT

Ranking	Player	Position
#9	Jackson Gillis	LHP
#15	Drake Fellows	RHP
#16	Zach King	LHP
#20	JJ Bleday	OF
#35	Pat DeMarco	OF
#36	Philip Clarke	C

CORBIN NEARING ALL-TIME WINNINGEST MARK

- ★ Head coach **Tim Corbin** enters 2018 just six victories shy of becoming Vanderbilt's all-time winningest coach. The 16th-year head coach, who owns a 650-316-1 record, trails only Roy Mewbourne, who racked up 655 wins between 1979-2002. Here is a look back at some of Corbin's milestone victories:

Win #	Score	Location	Date
1	Vanderbilt 4, The Citadel 3	Charleston, S.C.	2/15/03
27^	Vanderbilt 6, Tennessee 5	Nashville, Tenn.	5/18/03
100	Vanderbilt 14, Jacksonville State 5	Nashville, Tenn.	3/29/05
198#	Vanderbilt 4, LSU 1	Nashville, Tenn.	5/17/07
200	Vanderbilt 4, Miami (OH) 3	Tempe, Ariz.	2/24/08
300	Vanderbilt 7, Florida 0	Gainesville, Fla.	4/4/10
400	Vanderbilt 3, Louisville 2	Nashville, Tenn.	5/8/12
459	Vanderbilt 14, Alabama 10	Nashville, Tenn.	5/18/13
500	Vanderbilt 3, Missouri 1	Columbia, Mo.	5/3/14
516\$	Vanderbilt 3, Virginia 2	Omaha, Neb.	6/25/14
600	Vanderbilt 10, Georgia 3	Nashville, Tenn.	4/30/16

^ Vanderbilt clinches sweep vs. Tennessee, first trip to the SEC Tournament since 1996 with walk-off home run

Vanderbilt claims first ever Southeastern Conference regular-season championship

% Vanderbilt sets SEC record with 26th league victory, breaking South Carolina's mark of 25 set in 2000

\$ Vanderbilt captures first College World Series title in winner-take-all victory against Virginia

THE SEC: IT JUST MEANS MORE

- ★ The Southeastern Conference has sent 58 teams to the College World Series since 1990 with Vanderbilt doing its part to represent the league in 2011, 2014 and 2015. The league has now appeared in the College World Series in 32 of the last 33 years including appearances by 18 teams in the last seven years.
- ★ In 2017, the SEC tied its own national record with six teams competing in the NCAA Super Regionals. The Commodores were among the field as part of the NCAA Corvallis Super Regional.
- ★ Total home attendance for all 14 SEC teams passed the two million mark for the seventh consecutive season a year ago while total attendance for the 2017 SEC Tournament was 127,479.
- ★ A total of 11 SEC student-athletes were selected on the first day of the 2017 Major League Baseball Draft including Vandy right-handed pitcher Kyle Wright (1st round/5th overall) and outfielder Jeren Kendall (1st round/23rd overall).

2018 SEC STANDINGS

SEC - EAST	SEC	PCT.	GB	ALL	PCT.
Florida	0-0	.000	--	5-0	1.000
Vanderbilt	0-0	.000	--	4-1	.800
Kentucky	0-0	.000	--	4-1	.800
South Carolina	0-0	.000	--	4-1	.800
Missouri	0-0	.000	--	3-1	.750
Georgia	0-0	.000	--	3-1	.750
Tennessee	0-0	.000	--	2-2	.500

SEC - WEST	SEC	PCT.	GB	ALL	PCT.
Auburn	0-0	.000	--	5-0	1.000
Alabama	0-0	.000	--	4-0	1.000
Ole Miss	0-0	.000	--	4-0	1.000
Texas A&M	0-0	.000	--	4-0	1.000
Arkansas	0-0	.000	--	4-0	1.000
LSU	0-0	.000	--	2-2	.500
Mississippi State	0-0	.000	--	1-3	.250

SEC WEEKEND SCHEDULE**(ALL TIME CENTRAL)****FRIDAY, FEBRUARY 23**

Washington State at Alabama	2:00 PM
UCSB at Mississippi State	2:00 PM
UNCG at Tennessee	2:30 PM
Oakland at Kentucky	3:00 PM
Charleston Southern at South Carolina	3:00 PM
Cornell at Texas A&M	3:00 PM
Arkansas vs. Cal Poly	3:00 PM
Charlotte at Georgia	4:00 PM
Tulane at Ole Miss	4:00 PM
UMass-Lowell at Vanderbilt	4:00 PM
Bryant at Auburn	5:00 PM
Missouri vs. Northeastern	5:30 PM
Washington State at Alabama	5:45 PM
Florida at Miami (FL)	6:00 PM
Cornell at Texas A&M	6:30 PM
Texas at LSU	7:00 PM

SATURDAY, FEBRUARY 24

Oakland at Kentucky	12:00 PM
UMass-Lowell at Vanderbilt	12:00 PM
Missouri at Northeastern	12:00 PM
Bryant at Auburn	1:00 PM
Washington State at Alabama	1:00 PM
Charleston Southern at South Carolina	1:00 PM
UNCG at Tennessee	1:00 PM
Cornell at Texas A&M	2:00 PM
Charlotte at Georgia	3:00 PM
Tulane at Ole Miss	3:00 PM
Missouri vs. Northeastern	3:00 PM
Nicholls at Mississippi State	3:00 PM
Florida at Miami (FL)	6:00 PM
Texas at LSU	6:30 PM
Arkansas vs. San Diego State	8:00 PM

SUNDAY, FEBRUARY 25

Northeastern at Missouri	10:30 AM
Florida at Miami (FL)	11:00 AM
Charlotte at Georgia	12:00 PM
Oakland at Kentucky	12:00 PM
UNCG at Tennessee	12:00 PM
Bryant at Auburn	12:00 PM
UMass-Lowell at Vanderbilt	12:00 PM
Arkansas vs. San Diego	12:00 PM
Charleston Southern at South Carolina	12:30 PM
Tulane at Ole Miss	1:30 PM
Texas at LSU	2:00 PM
Texas A&M-Corpus Christi vs. Mississippi State	2:30 PM

2018 QUICK FACTS

GENERAL

Location _____ Nashville, Tenn.
 Founded _____ 1873
 Enrollment _____ 6,871
 Nickname _____ Commodores
 Colors _____ Black and Gold
 Affiliation _____ NCAA Division I
 Conference _____ Southeastern
 Athletic Ticket Office _____ 615.322.3544
 Chancellor _____ Nicholas S. Zeppos
 Director of Athletics _____ David Williams II

TEAM INFORMATION

2017 Overall Record _____ 36-25-1
 _____ Home: 21-11-1 Away: 10-12 Neutral: 5-2
 SEC Record _____ 15-13-1
 _____ Home: 8-5-1 Away: 7-8
 Conference Finish _____ 3rd East, 6th Overall
 Postseason _____ NCAA Corvallis Super Regional
 Final Ranking: _____ 5 Polls 15 (CB), 15 (NCBWA),
 _____ 16 (USA), 18 (BA), 19 (D1)
 Returning Letterwinners _____ 18
 Positional Starters Returning _____ 5
 Starting Pitchers Returning _____ 3
 Other Pitchers Returning _____ 5
 Lettermen Lost _____ 12
 _____ Professional Baseball _____ 8
 Newcomers _____ 16

COACHING STAFF

Head Coach _____ Tim Corbin
 Alma Mater _____ Ohio Wesleyan, 1984
 Career Record _____ 756-454-1 (.624/21st year)
 Record at Vanderbilt _____ 650-316-1 (.672/16th year)
 Assoc. Head Coach _____ Scott Brown
 Alma Mater _____ SUNY-Cortland, 1999
 Assistant Coach _____ Mike Baxter
 Alma Mater _____ Vanderbilt, 2005
 Volunteer Assistant Coach _____ David Macias
 Alma Mater _____ Vanderbilt, 2008

HISTORY

All-Time Record _____ 2,266-1,728-33 (120th year)
 All-Time SEC Record _____ 693-900-10 (71st year)
 SEC Titles _____ 6 (1973, '74, '80, '07, '11, '13)
 SEC Tournament Titles _____ 4 (1973, '74, '80, '07)
 All-time SEC Tournament Record _____ 47-36
 NCAA Tournament Appearances _____ 16
 _____ (1973, '74 '80, '04, '06, '07, '08,
 _____ '09, '10, '11, '12, '13, '14, '15, '16, '17)
 All-time NCAA Tournament Record _____ 54-36
 NCAA Super Regional Appearances _____ 7
 _____ (2004, '10, '11, '13, '14, '15, '17)
 College World Series Appearances _____ 3
 _____ (2011, '14, '15)
 National Champions _____ 1 (2014)

MLB SPRING TRAINING ON DECK

- ★ With pitchers and catchers reporting to MLB spring training in Arizona and Florida, Vanderbilt is expected to once again have a major presence across the big leagues. In total, 15 former Vandy players have received spring training invites including the 11 below who made big-league appearances a season ago.

NAME (YEARS AT VU)	MLB TEAM	TIDBT
Pedro Alvarez (2006-08)	Baltimore Orioles	2013 National League All-Star
Walker Buehler (2013-15)	Los Angeles Dodgers	LAD top prospect, called up on Sept. 6, 2017
Ryan Flaherty (2006-08)	Philadelphia Phillies	Signed by PHI this month after six years with Orioles
Sonny Gray (2009-11)	New York Yankees	Made two postseason starts for NYY in 2017
Tony Kemp (2011-13)	Houston Astros	Member of 40-man roster for World Series champions
Mike Minor (2007-09)	Texas Rangers	Signed 3-year, \$28 million deal in offseason
David Price (2005-07)	Boston Red Sox	2012 American League Cy Young Award winner
Dansby Swanson (2013-15)	Atlanta Braves	2017 with Braves: .232, 59 runs, 51 RBIs, 6 HR
Drew VerHagen (2012)	Detroit Tigers	0-3 with 5.77 ERA in 24 appearances in 2017 with DET
Carson Fulmer (2013-15)	Chicago White Sox	3-1, 3.86 ERA after being recalled on Sept. 1, 2017
Jared Miller (2012-14)	Arizona Diamondbacks	Contract selected from Reno Aces on Nov. 20, 2017

DORES IN THE PRO NOTES

- ★ At least one Dore has been drafted every year since 1991 with a total of 100 players signing professional contracts.
 ★ Vanderbilt is one of only two universities in the nation to produce multiple No. 1 picks with David Price (2007) and Dansby Swanson (2015), joining Arizona State (Rick Monday - 1965, Floyd Bannister - 1968, Bob Horner - 1978).
 ★ Under Corbin, Vanderbilt pro alums have earned **over \$62 million dollars** in signing bonuses.
 ★ Since head coach **Tim Corbin** arrived in 2003, every Vanderbilt starting catcher has been selected in the MLB Draft.
 ★ The Dore have had at least one MLB first round selection on the mound every year in the Tim Corbin era.
 ★ Eighty-nine pitchers have been selected in the MLB Draft, including 55 during the **Tim Corbin** era (since 2003).

HONORING NO. 41 DONNY EVERETT

- ★ Vanderbilt continues to honor the memory of **Donny Everett**, who tragically passed away in a drowning accident the day before the Commodores opened the 2016 NCAA Nashville Regional.
 ★ The Donny Everett Scholarship was established during the 2016 school year. Everett's memory lives on with the display of No. 41 on the field and with the No. 41 flag among the major league players in right field.
 ★ Everett was the 2015 Tennessee Gatorade Player of the Year and one of the highest-rated players in the nation to attend college. He turned down the Milwaukee Brewers as a 29th round draft pick to join Vanderbilt.

TOUGH TESTS ABUNDANT IN 2018

- ★ Vanderbilt plays 12 teams that reached the 2017 NCAA Tournament for a total of 22 games, including Auburn (3), Florida (3), Houston, Kentucky (3), LSU (3), Long Beach State, Louisville, Mississippi State (3), Sam Houston State, TCU, Tennessee Tech and UCLA. Of the 12 teams, eight reached the NCAA Super Regionals.
 ★ The schedule also includes 18 games against squads that racked up 40-plus victories a season ago:

2018 Opponent	'17 Record	NCAA Round
Florida (3)	52-19	CWS Champions
Houston (1)	42-21	Regional
Kentucky (3)	43-23	Super Regional
Long Beach State (1)	42-20-1	Super Regional
Louisville (1)	53-12	CWS
LSU (3)	52-20	CWS Finals
Mississippi State (3)	40-27	Super Regional
Sam Houston State (1)	44-23	Super Regional
TCU (1)	50-18	CWS
Tennessee Tech (1)	41-21	Regional

VANDY SLATED FOR 12 NATIONAL TV APPEARANCES

- ★ Vanderbilt will not be hard to find this season as the Commodores will be televised nationally 11 times on the ESPN family of networks and once on the PAC-12 Network. Another 28 matchups will be streamed via the SEC Network+.

March 10	at USC	6 p.m.	PAC-12N
March 16	at Mississippi State	6 p.m.	SECN
March 23	LSU	8 p.m.	ESPNU
March 24	LSU	7:30 p.m.	ESPNU
March 25	LSU	12 p.m.	ESPN2
March 31	at Florida	11 a.m.	ESPNU
April 1	at Florida	11 a.m.	SECN
April 5	Georgia	6 p.m.	ESPNU
April 15	Ole Miss	4 p.m.	ESPNU
April 19	at Missouri	7 p.m.	ESPNU
May 1	Louisville	6 p.m.	SECN
May 13	at Tennessee	11 a.m.	SECN

FRIDAY PROBABLE STARTER



#66 DRAKE FELLOWS

★ Sophomore ★ RHP ★ 6-5 ★ 205

★ Plainfield, Ill. ★ Joliet Catholic Academy

★ **LAST START:** February 16, 2018 vs. Duke - ND, 4.1 IP, 1 H, 1 R, 1 ER, 4 BB, 4 K★ **2018 SEASON:** 0-0, 2.08 ERA, 1 APP, 1 GS, 0 SV, 4.1 IP, 1 H, 1 R, 1 ER, 4 BB, 4 K★ **CAREER:** 3-3, 3.22 ERA, 17 APP, 11 GS, 1 SV, 67.0 IP, 55 H, 29 R, 24 ER, 21 BB, 72 K

THOUGHTS FROM HEAD COACH TIM CORBIN

"Drake impacted our team and pitching staff immediately as a freshman. He became a solid starter for us in the league and down the last stretch of the season. He has the ability to throw consistent strikes with several pitches and has good presence...he competes well. He has made a jump physically and will continue to do so. He will be in contention for a starting role on our staff."

TONIGHT'S START:

... is making his 18th career appearance and 12th career start

... is making his second-straight Friday night start

... is looking for his fourth career win and first of the season

2018 AT A GLANCE:

... became first sophomore since 2012 to start Opening Day

... limited No. 25 Duke to one hit and one run in 4.1 innings on Feb. 16

... fanned four Blue Devils hitters, paving way for 9-1 Vanderbilt win

2017 AT A GLANCE

... made 16 appearances including 10 starts

... posted a 3-3 record with a 3.30 ERA across 62.2 innings

... lasted six-plus innings in six of 10 starts

... went 2-1 with a 2.84 ERA in 8 appearances at Hawkins Field a season ago

... went 1-0 with a 1.38 ERA in two starts during the month of February a

season ago. Limited opponents to a .196 average in those games

... struck out 10 Alabama hitters and allowed just two earned runs on May 13

... two-hit San Diego in first start on Feb. 19 while fanning five

JOLIET CATHOLIC ACADEMY

... 2016 Rawlings-Perfect Game second-team All-American

... Top-ranked pitcher in Illinois according to Perfect Game

... Named ESCC Pitcher of the Year in 2014 and 2015



CAREER HIGHS

Innings Pitched _____ 8.0, vs. St. Mary's (3/12/17)

Hits: _____ 8, vs. Cal State Northridge (3/5/17)

Strikeouts: _____ 10, vs. Alabama (5/20/17)

Walks: _____ 4, vs. Duke (2/16/18)

Runs: _____ 6, vs. Florida (4/15/17)

Earned Runs: _____ 5, vs. Florida (4/15/17)

Home Runs: _____ 2, vs. Florida (4/15/17)

Pitches: _____ 112, at Clemson (6/4/17)

SEASON HIGHS

Innings Pitched _____ 4.1, vs. Duke (2/16/18)

Hits: _____ 1, vs. Duke (2/16/18)

Strikeouts: _____ 4, vs. Duke (2/16/18)

Walks: _____ 4, vs. Duke (2/16/18)

Runs: _____ 1, vs. Duke (2/16/18)

Earned Runs: _____ 1, vs. Duke (2/16/18)

Home Runs: _____

Pitches: _____ 70, vs. Duke (2/16/18)

CAREER STATS

YEAR	ERA	W-L	APP	GS	CG	SHO	SV	IP	H	R	ER	BB	SO	2B	3B	HR	BF	BAvg	WP	HBP	BK	SFA	SHA
2017	3.30	3-3	16	10	0	0	1	62.2	54	28	23	17	68	9	1	9	268	.226	8	7	1	2	3
2018	2.08	0-0	1	1	0	0	0	4.1	1	1	1	4	4	0	0	0	19	.083	0	2	0	0	1
TOTAL	3.22	3-3	17	11	0	0	1	67.0	55	29	24	21	72	9	1	9	287	.219	8	9	1	2	4

2018 GAME-BY-GAME STATS

Date	OPPONENT	GS	IP	H	R	ER	BB	SO	2B	3B	HR	WP	BK	HBP	IBB	Final	W-L	SV	ERA	NP
Feb 16	#25 DUKE	*	4.1	1	1	1	4	4	0	0	0	0	0	2	0	9-1	0-0	0	2.08	70

DORES RANKED TOP-10 PRESEASON ONCE AGAIN

- ★ For an eighth-straight season, Vanderbilt is situated in the Top 10 rankings during the preseason. The Commodores are ranked as high as No. 6 by Collegiate Baseball and are No. 10 according to the USA Today Coaches Poll.
- ★ The preseason rankings follow the Commodores' fourth NCAA Super Regional appearance in five seasons a year ago. Vandy concluded 2017 ranked as high as No. 15 per Collegiate Baseball Newspaper and the NCBWA.

WHAT'S BACK IN 2018: OFFENSE

- ★ The Dorees bring back five position players who started at least 50 percent of the games (31 of 62) for last season's NCAA Super Regional team — **Julian Infante** (62), **JJ Bleday** (48), **Ethan Paul** (52), **Connor Kaiser** (59) and **Stephen Scott** (31). Players **Harrison Ray** (17) and **Alonzo Jones** (25) started at least 10.

Category	'18 Ret.	'17 Total	Pct. Back
Runs Batted In	176	379	46.4%
Doubles	60	114	52.6%
Triples	6	17	35.2%
Home Runs	22	51	43.1%
Hits	299	599	49.9%
At Bats	1158	2141	54.0%
Runs	213	409	52.0%
Stolen bases	17	54	31.4%

WHAT'S BACK IN 2018: PITCHING

- ★ The Commodores bring back seven pitchers with experience from last season. Four pitchers logged starts on the mound in 2017 — **Patrick Raby** (16), **Drake Fellows** (10), **Chandler Day** (12) and **Maddux Conger** (3)

Category	'18 Ret.	'17 Total	Pct. Back
Appearances	116	213	54.4%
Victories	25	36	69.4%
Starts	41	62	66.1%
Strikeouts	307	544	56.4%
Innings Pitched	326.1	558.2	58.4%
Saves	1	12	8.3%

VANDERBILT IN NATIONAL RANKINGS

DATE	BA	NCBWA	CB	USA	D1	PG
PS	18	15	6	10	14	NR
Feb. 19	18	11	6	10	13	23
Feb. 26						
Mar. 5						
Mar. 12						
Mar. 19						
Mar. 26						
Apr. 2						
Apr. 9						
Apr. 16						
Apr. 23						
Apr. 30						
May 7						
May 14						

NATIONAL POLLS

BA	Baseball America
CB	Collegiate Baseball
NCBWA	National Collegiate Baseball Writers Association
USA	USA Today Coaches
PG	Perfect Game
D1	D1Baseball.com

HIGHEST RANKING THIS SEASON

Poll	Date	Ranking
Collegiate Baseball	PS/Feb. 19	6

NATIONAL RANKINGS

BASEBALL AMERICA (Feb. 19)	COLLEGIATE BASEBALL (Feb. 19)	NCBWA (Feb. 19)	USA TODAY COACHES (Preseason)	PERFECT GAME (Feb. 19)	D1BASEBALL (Feb. 19)
1. Florida	1. Florida	1. Florida	1. Florida	1. Florida	1. Florida
2. Oregon State	2. Oregon State	2. Oregon State	2. Oregon State	2. Oregon State	2. Oregon State
3. Florida State	3. Arkansas	3. Texas Tech	3. Texas Tech	3. TCU	3. Texas Tech
4. Arkansas	4. Florida State	4. Arkansas	4. TCU	4. Texas Tech	4. Arkansas
5. Texas Tech	5. Texas Tech	5. Florida State	5. Florida State	5. Florida State	5. Florida State
6. North Carolina	6. Vanderbilt	6. Kentucky	6. Arkansas	6. Arkansas	6. North Carolina
7. TCU	7. North Carolina	7. TCU	7. North Carolina	7. North Carolina	7. TCU
8. Kentucky	8. Kentucky	8. North Carolina	8. Kentucky	8. Kentucky	8. Kentucky
9. Stanford	9. TCU	9. Stanford	9. LSU	9. Miami (FL)	9. Ole Miss
10. Texas A&M	10. Dallas Baptist	10. Texas A&M	10. Vanderbilt	10. Stanford	10. Texas A&M
11. Clemson	11. UCLA	11. Vanderbilt	11. Texas A&M	11. Ole Miss	11. UCLA
12. UCLA	12. Clemson	12. UCLA	11. Cal State Fullerton	12. NC State	12. Stanford
13. Cal State Fullerton	13. Southern Miss.	13. Louisville	13. Louisville	13. Louisville	13. Vanderbilt
14. Texas	14. Stanford	14. Ole Miss	14. UCLA	14. Texas A&M	14. Louisville
15. Virginia	15. LSU	15. Southern Miss	15. Mississippi State	15. UCLA	15. Southern Miss
16. Ole Miss	16. Virginia	16. Clemson	16. Stanford	16. LSU	16. Dallas Baptist
17. Southern Miss	17. South Alabama	17. Virginia	17. Dallas Baptist	17. Indiana	17. Virginia
18. Vanderbilt	18. Louisville	18. Dallas Baptist	18. Virginia	18. Southern Miss	18. South Alabama
19. Louisville	19. Texas	19. Texas	19. Mississippi	19. Houston	19. Texas
20. Indiana	20. Louisiana	20. South Alabama	20. Texas	20. Sam Houston State	20. Indiana
21. South Alabama	21. South Carolina	21. LSU	21. Clemson	21. Texas	21. Mississippi State
22. LSU	22. Miami (FL)	22. Cal State Fullerton	22. Houston	22. Clemson	22. Cal State Fullerton
23. St. John's	23. Missouri State	23. Indiana	23. South Alabama	23. Vanderbilt	23. LSU
24. UCF	24. NC State	24. Houston	24. Miami	24. Oklahoma	24. Houston
25. Connecticut	25. Texas A&M	25. Mississippi State	25. North Carolina State	25. Duke	25. Clemson
	26. Auburn	26. Arizona			
	27. Arizona	27. St. John's			
	28. Stetson	28. Miami (FL)			
	29. Mississippi	29. NC State			
	30. Notre Dame	30. Oregon			



HAWKINS FIELD

TOP-10 ATTENDANCE MARKS - SINGLE GAME

	Attendance	Opponent	Date
1.	3,700	Tennessee	May 16, 2009
		Tennessee	May 15, 2009
		Florida	April 4, 2009
4.	3,693	Arkansas	May 22, 2010
5.	3,645	Tennessee	April 29, 2011
6.	3,626	24 games - most recent listed	
		Florida	April 15, 2017
		Florida	April 14, 2017
		Auburn	May 21, 2016
		Kentucky	April 17, 2016
		Kentucky	April 16, 2016
		South Carolina	April 2, 2016

TOP 3-GAME SERIES ATTENDANCE

	Attendance	Opponent	Dates
1.	10,878	Florida	May 7-9, 2015
		Stanford*	June 6-8, 2014
3.	10,661	Tennessee	March 27-29, 2015
4.	10,640	Kentucky	April 15-17, 2016
5.	10,636	South Carolina	March 31-April 2, 2016
6.	10,582	Mississippi State	March 18-20, 2016
7.	10,528	Georgia	April 29-May 1, 2016
8.	10,400	Florida	April 13-15, 2017
9.	10,338	Tennessee	May 14-16, 2009
10.	10,277	Ole Miss	April 9-11, 2015

^ - NCAA Regional * - NCAA Super Regional

HAWKINS FIELD FACTS

- ★ Officially dedicated April 27, 2002
- ★ Capacity (3,626) – 2,200 chairback seats; 1,426 bleacher seats
- ★ Dimensions: LF-310; CF-400; RF-330; Alleys-375
- ★ Since 2007 Vanderbilt is 309-90-1 (.773) at Hawkins Field.
- ★ There have been 110 total sellouts in the stadium's history.
- ★ .736 all-time VU winning percentage (417-149-1) at The Hawk.

YEARLY ATTENDANCE - NCAA RANKINGS

YEAR	DATES	TOTAL	RANK	AVERAGE
2014	40	112,426	23rd	2,811
2015	32	91,144	21st	2,848
2016	36	110,239	17th	3,062
2017	33	92,286	24th	2,797

MISCELLANEOUS RECORDS

- ★ Most Wins in a Season _____ 34 (2007, 2013)
- ★ Longest Win Streak _____ 15 games (2/18-3/16/07)
- ★ Longest Game (Time) _____ 5:33 vs. Louisville (5/11/10)
- ★ Longest Game (Innings) _____ 17.0 vs. Louisville (5/11/10)

A BRIEF RUN DOWN: HAWKINS FIELD

Hawkins Field serves as the home of the Vanderbilt Commodores and with recently completed facilities it stands as one of the top college baseball parks in the country. Now in its 16th season of existence, greets fans with chairback seats close to the field of play with bleacher seating in the outfield.

Nestled alongside Vanderbilt Stadium and Memorial Gymnasium on the west end of campus, the ballpark was constructed as the Commodores' first baseball-only facility in school history. It was built near the exact location of McGugin Field, which served as baseball's home field for 76 years and part-time football practice field.



THE TIM CORBIN FILE

Personal

Tim Carter Corbin

____ Born: Aug. 5, 1961, at Wolfeboro, N.H.

____ Hometown: Wolfeboro, N.H.

____ Family: Maggie (wife), daughters Molly and Hannah

Education

Ohio Wesleyan

____ Master of Arts in Athletic Administration, 1986

____ Bachelor of Arts in Physical Education, 1984

Playing Experience

Ohio Wesleyan

____ Four-year letterman as an infielder and catcher

Coaching Experience

Vanderbilt Commodores

Head Coach (2003-present)

____ 650-316-1 record (.672)

____ Highest winning % all-time among VU coaches

____ 6 wins shy of becoming program's all-time leader

____ 2014 College World Series Champions

____ 2014 national coach of the year

____ 2015 College World Series Runner-Up

____ Three CWS Appearances (2011, 2014, 2015)

____ 12-Straight NCAA Tournament appearances

____ Record-setting 26 SEC wins in 2013

____ 55 pitchers taken in MLB Draft during Corbin era

____ 15 First-Round MLB Draft picks in Corbin era

____ D1Baseball.com's No. 1 program in 2015

____ D1Baseball.com's No. 2 program in 2017

____ 2007 SEC regular season and tournament champs

____ Three SEC regular season titles (2007, 2011, 2013)

Clemson Tigers

Associate Head Coach (2001-02)

Assistant Head Coach (1998-01)

Assistant Coach (1994-98)

____ Fourth-winningest program nationally from 1994-02

____ Nine NCAA Tournament appearances

____ Four CWS appearances (1995, 1996, 2000, 2002)

____ Recruited nine-straight top-25 Classes

____ 20 players earned All-America status

Presbyterian Blue Hose

Head Coach (1988-93)

____ Led restart of dormant program

____ Led transition from NAIA to NCAA Division II

____ 106-138 overall record

Wofford

Assistant Coach (1987)

Ohio State Buckeyes

Graduate Assistant Coach (1985-86)



In 15 seasons at Vanderbilt, Tim Corbin has transformed Vanderbilt into one of the national powers of college baseball and taken the program to unprecedented success winning the school's first-ever men's national title in 2014.

Corbin's overall record of 650-316-1 (.672) is second-best in terms of wins at Vanderbilt, and first in terms of win percentage for coaches with 100 games or more.

Under Corbin, Vanderbilt boasts the Southeastern Conference's longest streak of consecutive NCAA Tournament appearances at 12. The Commodores have advanced to a Super Regional in four of the last five years.

In 2015, Vanderbilt returned to the College World Series for the third time in five years with team's fourth 50-win season in the last four making it back to the CWS Finals before losing in three games to Virginia. The Commodores captured the SEC East with a 20-10 mark.

The 2014 Commodores topped Virginia in the College World Series finals in three games to claim the title in just the Commodores' second trip to Omaha. For the third time in four years Vandy hosted NCAA Regionals and Super Regionals, topping Oregon in the Regional final and Stanford in the Super Regionals.

Vanderbilt's 2013 team was one for the ages as the Commodores matched the school record with a 54-12 record and smashed the SEC record with a 26-3 mark to win the league title.

Year	Overall	Conf.	Place	Home	Road	Neutral	SEC Tourn	NCAA
2003	27-28	14-16	T-6th	19-10	6-14	2-4	0-2	--
2004	45-19	16-14	7th	28-5	11-11	6-3	3-1	3-2
2005	34-21	13-17	8th	23-12	11-9	0-0	--	--
2006	38-27	16-14	6th	23-12	10-11	5-4	3-2	2-2
2007	54-13	22-8	1st	34-4	12-8	8-1	5-1	3-2
2008	41-22	15-14	T-4th	22-9	12-9	7-4	3-2	1-2
2009	37-27	12-17	8th	22-11	10-14	5-3	3-1	3-2
2010	46-20	16-12	5th	27-6	13-11	6-3	1-2	5-3
2011	54-12	22-8	T-1st	33-4	16-5	5-3	3-1	7-2
2012	35-28	16-14	T-5th	22-12	7-13	6-3	5-1	2-2
2013	54-12	26-3	1st	34-7	17-3	3-2	3-2	3-3
2014	51-21	17-13	6th	31-10	13-7	7-4	1-2	10-3
2015	51-21	20-10	2nd	28-8	15-7	8-6	3-2	9-2
2016	43-19	18-12	6th	31-7	9-10	3-2	2-2	0-2
2017	36-25-1	15-13-1	6th	21-11-1	10-12	5-2	0-1	3-3
2018	4-1	--	--	4-1	--	--	--	--
Career	650-316-1	258-185-1	--	381-118-1	172-144	76-44	35-22	51-30

ASSISTANT COACHES



SCOTT BROWN
Assoc. Head Coach



MIKE BAXTER
Assistant Coach



DAVID MACIAS
Volunteer Assistant

PROJECTED STARTING LINEUP

C ★ 5 ★ Philip Clarke ★ Freshman

GP-GS: 4-2 AVG: .313 HR: 1 RBI: 9

- ★ Belted two-out, three-run home run in first inning on Feb. 21 vs. Presbyterian
- ★ Went 2-for-5, matching team lead with three RBIs in win vs. Duke on Feb. 16
- ★ Hit .308 with team-best six RBIs in three games against No. 25 Duke

1B ★ 22 ★ Julian Infante ★ Junior

GP-GS: 5-5 AVG: .056 R: 0 RBI: 2

- ★ Doubled, reached base twice and drove in one vs. Presbyterian on Feb. 21
- ★ Preseason All-American by Perfect Game
- ★ Preseason first-team Southeastern Conference
- ★ Recognized on Golden Spikes Award Watch List
- ★ In 2017 led Vandy in RBIs (66) and multi-hit games (25)

2B ★ 10 ★ Ethan Paul ★ Junior

GP-GS: 5-5 AVG: .235 R: 8 RBI: 6

- ★ Walked twice and scored two times vs. Presbyterian on Feb. 21
- ★ Finished 1-for-4 with two runs and an RBI on Feb. 20 vs. Presbyterian
- ★ Went 2-for-4 with two runs and three RBIs in season opener vs. Duke

3B ★ 99 ★ Jayson Gonzalez ★ Freshman

GP-GS: 5-5 AVG: .222 HR: 0 RBI: 1

- ★ Collected three hits and first collegiate RBI over weekend vs. No. 25 Duke
- ★ Lettered four years at Bishop Amat High School (Covina, Calif.)
- ★ As a senior (2017), was named All-American, All-State, 2017 National Classic MVP and home run derby champion among other accolades

SS ★ 12 ★ Connor Kaiser ★ Junior

GP-GS: 5-5 AVG: .364 R: 7 RBI: 5

- ★ Scored four runs and drove in a pair in two-game set vs. Presbyterian
- ★ Batted .385 (5-for-13) with four runs and an RBI over weekend vs. Duke
- ★ Seven total bases including pair of doubles on Opening Weekend vs. Duke

LF ★ 8 ★ Alonzo Jones ★ Junior

GP-GS: 5-5 AVG: .278 R: 3 SB: 4

- ★ Went 1-for-3 with a run and stolen base vs. Presbyterian on Feb. 21
- ★ Hit .364 in three starts vs. Duke while swiping three bags in as many games
- ★ Made transition to outfield in fall after playing position during summer ball

CF ★ 18 ★ Pat DeMarco ★ Freshman

GP-GS: 5-5 AVG: .571 R: 7 RBI: 4

- ★ Went 3-for-4 with two runs and as many RBIs vs. Presbyterian on Feb. 20
- ★ Hit team-leading .615 (8-for-13) alongside five runs in three games vs. No. 25 Duke
- ★ Recorded nine total bases with an RBI and stolen base vs. No. 25 Duke

RF ★ 51 ★ JJ Bleday ★ Sophomore

GP-GS: 4-3 AVG: .400 R: 1 RBI: 0

- ★ Went 2-for-4 in Opening Day 9-1 victory vs. Duke and 1-for-2 one day later
- ★ Racked up 56 total bases and drove in 22 RBIs as a freshman in 2017
- ★ Recorded 10 multi-hit games and five multi-RBI games in 2017

DH ★ 16 ★ Austin Martin ★ Freshman

GP-GS: 4-3 AVG: .500 HR: 1 R: 5

- ★ Finished 1-for-2 with two runs in 15-2 win vs. Presbyterian on Feb. 21
- ★ Went 4-for-5 with one run in leadoff spot vs. Presbyterian on Feb. 20
- ★ Belted first career homer to lead off on Feb. 18 vs. No. 25 Duke

OFF THE BENCH

2 ★ Harrison Ray ★ Sophomore

GP-GS: 4-1 AVG: .333 R: 1 RBI: 1

- ★ Posted team's first triple of the season in 1-for-1 outing vs. Presbyterian on Feb. 21
- ★ Made first start of season on Feb. 20 vs. Presbyterian, going 0-for-2
- ★ Came in as defensive substitution in final two games vs. No. 25 Duke

9 ★ Garrett Blaylock ★ Freshman

GP-GS: 3-0 AVG: .500 R: 2 RBI: 1

- ★ Came in to play third base in ninth inning of win vs. Presbyterian on Feb. 20
- ★ Came in to play third base in ninth inning of 9-1 win on Feb. 18 vs. No. 25 Duke
- ★ Four-year letterwinner at T.C. Roberson High School (Asheville, N.C.)

17 ★ Walker Grisanti ★ Junior

GP-GS: 2-0 AVG: .500 R: 2 RBI: 0

- ★ Reached base twice and scored two runs vs. Presbyterian on Feb. 21
- ★ Made season debut as pinch hitter on Feb. 17, striking out in eighth

19 ★ Stephen Scott ★ Junior

GP-GS: 4-3 AVG: .467 R: 5 RBI: 4

- ★ Went 1-for-3, reaching base twice with an RBI vs. Presbyterian on Feb. 20
- ★ Recorded seventh career multi-hit game going 2-for-4 on Feb. 16 vs. Duke before smashing third career home run, going 3-for-4 with three runs on Feb. 17
- ★ Batted .500 (6-for-12) with team-best 11 bases and five runs vs. No. 25 Duke

20 ★ Ty Duvall ★ Sophomore

GP-GS: 2-0 AVG: .000 R: 1 RBI: 0

- ★ Made season debut, drawing a walk and scoring a run vs. Presbyterian on Feb. 21
- ★ Posted a .516 on base percentage with 12 total bases in 2017
- ★ Boasted a .985 fielding percentage, recording 63 putouts with one error in 2017

43 ★ Tyler Solomon ★ Freshman

GP-GS: 2-0 AVG: .000 R: 0 RBI: 0

- ★ Went 0-for-2 off the bench vs. Presbyterian on Feb. 21
- ★ Struck out as pinch hitter in eighth inning vs. Duke on Feb. 18
- ★ Four-year letterwinner at Battlefield High School (Haymarket, Va.)

PROJECTED STARTER

RHP ★ 66 ★ Drake Fellows ★ Sophomore

W-L: 0-0 G-GS: 1-1 ERA: 2.08 IP: 4.1 BB: 4 K: 4

- ★ Held Duke to one hit and one run in 4.1 innings on Opening Day in no decision
- ★ Made 16 appearances including 10 starts in 2017
- ★ Posted a 3-3 record with a 3.30 ERA across 62.2 innings last year

OUT OF THE BULLPEN

RHP ★ 6 ★ Justin Wilson ★ Redshirt Sophomore

W-L: 0-0 G-GS: 1-0 ERA: 0.00 IP: 1.0 BB: 0 K: 2

- ★ Made collegiate debut, fanning two in perfect inning vs. Presbyterian on Feb. 21
- ★ Missed 2017 season while recovering from elbow surgery

LHP ★ 11 ★ Paxton Stover ★ Senior

W-L: 0-0 GP-GS: 1-0 ERA: 0.00 IP: 1.0 BB: 0 K: 2

- ★ Fanned two in perfect inning vs. Presbyterian on Feb. 21
- ★ Lone senior on team who went 1-0 with a 6.41 ERA last year
- ★ Second year with program after transfer from Dyersburg State CC

RHP ★ 21 ★ Tyler Brown ★ Freshman

W-L: 0-0 G-GS: 1-0 ERA: 6.00 IP: 3.0 BB: 0 K: 5

- ★ Permitted two hits and as many runs while striking out five across three innings during collegiate debut on Feb. 17 against Duke
- ★ Helped the Olentangy Orange High School to first state tournament in 2017
- ★ First-team All-Ohio and first-team All-Conference as a senior

RHP ★ 27 ★ Chandler Day ★ Junior

W-L: 0-0 G-GS: 1-1 ERA: 2.25 IP: 4.0 BB: 2 K: 6

- ★ Tossed four innings, permitting one run on three hits and fanning six in no decision against No. 25 Duke on Feb. 18
- ★ Posted a 7-2 record with a 3.78 ERA in 12 starts and 13 appearances in 2017
- ★ Limited opponents for a .230 batting average in 52.1 innings
- ★ Struck out 10 UT Martin hitters while permitting just two hits while moving to 5-0 on the season on April 4, 2017
- ★ As a freshman in 2016, made three starts and appeared in 10 games while posting a 2-1 record with a 4.26 ERA

RHP ★ 29 ★ Patrick Raby ★ Junior

W-L: 0-1 G-GS: 1-0 ERA: 4.50 IP: 2.0 BB: 1 K: 4

- ★ Suffered loss in relief on Feb. 17, permitting three hits and one run in two innings of work while walking one and fanning four
- ★ Named preseason All-American and to Golden Spikes Award watch list
- ★ Led Vanderbilt with 10 victories and 105.1 innings pitched last year

RHP ★ 31 ★ Justin Willis ★ Freshman

W-L: 0-0 G-GS: 1-0 ERA: 0.00 IP: 1.1 BB: 1 K: 0

- ★ Made collegiate debut, holding Presbyterian scoreless in 1.1 innings on Feb. 21
- ★ Rawlings-Perfect Game honorable mention All-American as a senior
- ★ Helped Memorial High School (New York) to county championship as a senior

LHP ★ 32 ★ Hugh Fisher ★ Freshman

W-L: 0-0 G-GS: 1-0 ERA: 0.00 IP: 2.0 BB: 0 K: 0

- ★ Tossed two perfect relief innings in win vs. Presbyterian on Feb. 20
- ★ Rawlings-Perfect Game second-team All-American as a senior
- ★ Lettered four years at Briarcrest Christian High School (Eads, Tenn.)

LHP ★ 34 ★ Zach King ★ Sophomore

W-L: 0-0 G-GS: 1-1 ERA: 4.50 IP: 4.0 BB: 0 K: 4

- ★ Drew no decision while making first career start on Feb. 17 vs. Duke
- ★ Allowed four hits and two runs in four innings vs. Blue Devils on Feb. 17
- ★ Struck out four Duke hitters without allowing a walk on Feb. 17
- ★ Did not allow an earned run in 17-of-25 appearances a season ago
- ★ Named second-best pitching prospect in state of Tennessee in 2016 by Perfect Game and helped Spring Hill High School to 2016 AA state title

RHP ★ 33 ★ Erik Kaiser ★ Freshman

W-L: 0-0 G-GS: 0-0 ERA: 0.00 IP: 0.0 BB: 0 K: 0

- ★ Rawlings-Perfect Game honorable mention as a senior
- ★ USA Today second-team All-State as a senior

LHP ★ 35 ★ Jackson Gillis ★ Sophomore

W-L: 1-0 GP-GS: 1-0 ERA: 0.00 IP: 3.2 BB: 1 K: 4

- ★ Earned win vs. Duke on Opening Day, allowing just one hit in 3.1 innings
- ★ Made 16 relief appearances as a freshmen in 2017, posting a 3.60 ERA
- ★ Held opponents to a team-low .173 batting average against among pitchers with 15 or more innings in 2017

LHP ★ 39 ★ Jake Eder ★ Freshman

W-L: 1-0 G-GS: 1-1 ERA: 0.00 IP: 4.0 BB: 0 K: 4

- ★ Earned win in collegiate debut on Feb. 21 vs. Presbyterian
- ★ Held Presbyterian to one hit in four scoreless innings on Feb. 21
- ★ Lettered three years at Delray Beach Atlantic (Ocean Ridge, Fla.)

RHP ★ 40 ★ Aaron Brown ★ Freshman

W-L: 0-0 G-GS: 2-0 ERA: 4.50 IP: 2.0 H: 4 BB: 0 K: 2

- ★ Permitted three hits and one earned run vs. Presbyterian on Feb. 21
- ★ Allowed one hit and struck out one in an inning of work on Feb. 16 vs. Duke
- ★ Lettered three years at Mt. Juliet High School (Mt. Juliet, Tenn.)

RHP ★ 42 ★ Maddux Conger ★ Junior

W-L: 1-0 GP-GS: 1-1 ERA: 0.00 IP: 5.0 BB: 2 K: 5

- ★ Earned start vs. Presbyterian on Feb. 20, picking up victory while tossing five scoreless innings, permitting three hits and fanning five
- ★ Went 2-1 with a 4.96 ERA in 15 appearances and three starts as a sophomore

RHP ★ 44 ★ Mason Hickman ★ Freshman

W-L: 1-0 G-GS: 1-0 ERA: 0.00 IP: 1.0 BB: 0 K: 1

- ★ Earned series-clinching victory against No. 25 Duke on Feb. 18, tossing five scoreless innings while permitting just two hits and fanning seven
- ★ Lettered four years at Pope John Paul II High School (Hendersonville, Tenn.)
- ★ Helped the Knights to a regional championship as a senior

RHP ★ 45 ★ Reid Schaller ★ Redshirt Freshman

W-L: 0-0 G-GS: 1-0 ERA: 4.50 IP: 2.0 BB: 0 K: 2

- ★ Made Vandy debut, allowing two hits and one run in two innings while fanning a pair on Feb. 20 vs. Presbyterian
- ★ Missed 2017 season while recovering from elbow surgery

LHP ★ 49 ★ AJ Franklin ★ Redshirt Sophomore

W-L: 0-0 G-GS: 1-0 ERA: 0.00 IP: 0.2 BB: 0 K: 0

- ★ Made collegiate debut, inducing 6-4-3 double play on Feb. 21 vs. Presbyterian
- ★ Missed 2017 season with a knee injury after redshirting in 2016

TEAM GAME HIGHS

BATTING

At bats:.....	39	vs Presbyterian (Feb 21, 2018)
Runs scored:.....	15	vs Presbyterian (Feb 21, 2018)
Hits:.....	15	vs Duke (Feb 16, 2018)
RBI's:.....	10	vs Presbyterian (Feb 21, 2018)
Doubles:.....	4	vs Presbyterian (Feb 20, 2018)
Triples:.....	1	vs Presbyterian (Feb 21, 2018)
Home runs:.....	1	(4 games)
Total bases:.....	19	vs Presbyterian (Feb 20, 2018)
.....	19	vs Presbyterian (Feb 21, 2018)
Walks:.....	10	vs Presbyterian (Feb 21, 2018)
Strikeouts:.....	11	vs Duke (Feb 17, 2018)
Sac hits:.....	1	vs Duke (Feb 18, 2018)
Sac flies:.....	1	vs Duke (Feb 16, 2018)
Stolen bases:.....	6	vs Presbyterian (Feb 21, 2018)
Hit by pitch:.....	1	(5 games)
Caught stealing:.....	1	vs Presbyterian (Feb 20, 2018)
Runners LOB:.....	11	vs Presbyterian (Feb 21, 2018)
Hit into DP:.....	1	vs Duke (Feb 16, 2018)
.....	1	vs Duke (Feb 18, 2018)
.....	1	vs Presbyterian (Feb 20, 2018)

FIELDING

Putouts:.....	27	(5 games)
Assists:.....	11	vs Duke (Feb 16, 2018)
.....	11	vs Presbyterian (Feb 20, 2018)
Errors:.....	1	vs Duke (Feb 16, 2018)
.....	1	vs Presbyterian (Feb 21, 2018)
DPs turned:.....	2	vs Duke (Feb 18, 2018)
.....	2	vs Presbyterian (Feb 21, 2018)

PITCHING

Innings pitched:.....	9.0	(5 games)
Runs allowed:.....	5	vs Duke (Feb 17, 2018)
Earned runs:.....	5	vs Duke (Feb 17, 2018)
Walks allowed:.....	5	vs Duke (Feb 16, 2018)
Strikeouts:.....	13	vs Duke (Feb 17, 2018)
.....	13	vs Duke (Feb 18, 2018)
Hits allowed:.....	9	vs Duke (Feb 17, 2018)
Doubles allowed:.....	2	vs Duke (Feb 17, 2018)
Homers allowed:.....	1	vs Duke (Feb 17, 2018)
Wild pitches:.....	1	vs Duke (Feb 18, 2018)
.....	1	vs Presbyterian (Feb 21, 2018)
Hit batters:.....	4	vs Duke (Feb 16, 2018)

INDIVIDUAL GAME HIGHS

BATTING

At bats:.....	6	Connor Kaiser vs Presbyterian (Feb 21, 2018)
Runs scored:.....	3	Stephen Scott vs Duke (Feb 17, 2018)
Hits:.....	4	Austin Martin vs Presbyterian (Feb 20, 2018)
RBI's:.....	3	(4 games)
Doubles:.....	2	Stephen Scott vs Duke (Feb 17, 2018)
.....	2	Pat DeMarco vs Presbyterian (Feb 20, 2018)
Triples:.....	1	Harrison Ray vs Presbyterian (Feb 21, 2018)
Home runs:.....	1	(4 games)
Total bases:.....	8	Stephen Scott vs Duke (Feb 17, 2018)
Walks:.....	2	Connor Kaiser vs Presbyterian (Feb 20, 2018)
.....	2	Austin Martin vs Presbyterian (Feb 21, 2018)
.....	2	Ethan Paul vs Presbyterian (Feb 21, 2018)
Strikeouts:.....	3	Julian Infante vs Duke (Feb 17, 2018)
Sac hits:.....	1	Austin Martin vs Duke (Feb 18, 2018)
Sac flies:.....	1	Ethan Paul vs Duke (Feb 16, 2018)
Stolen bases:.....	3	Austin Martin vs Presbyterian (Feb 21, 2018)
Hit by pitch:.....	1	(5 games)
Caught stealing:.....	1	Austin Martin vs Presbyterian (Feb 20, 2018)
Runners LOB:.....	4	Julian Infante vs Duke (Feb 17, 2018)

FIELDING

Putouts:.....	13	Philip Clarke vs Duke (Feb 17, 2018)
.....	13	Stephen Scott vs Duke (Feb 18, 2018)
Assists:.....	5	Ethan Paul vs Duke (Feb 16, 2018)
.....	5	Ethan Paul vs Presbyterian (Feb 20, 2018)
Errors:.....	1	Jayson Gonzalez vs Duke (Feb 16, 2018)
.....	1	Julian Infante vs Presbyterian (Feb 21, 2018)

PITCHING

Innings pitched:.....	5.0	Mason Hickman vs Duke (Feb 18, 2018)
.....	5.0	Maddux Conger vs Presbyterian (Feb 20, 2018)
Runs allowed:.....	2	Zach King vs Duke (Feb 17, 2018)
.....	2	Tyler Brown vs Duke (Feb 17, 2018)
.....	2	Aaron Brown vs Presbyterian (Feb 21, 2018)
Earned runs:.....	2	Zach King vs Duke (Feb 17, 2018)
.....	2	Tyler Brown vs Duke (Feb 17, 2018)
Walks allowed:.....	4	Drake Fellows vs Duke (Feb 16, 2018)
Strikeouts:.....	7	Mason Hickman vs Duke (Feb 18, 2018)
Hits allowed:.....	4	Zach King vs Duke (Feb 17, 2018)
Doubles allowed:.....	1	(6 games)
Homers allowed:.....	1	Tyler Brown vs Duke (Feb 17, 2018)
Wild pitches:.....	1	Mason Hickman vs Duke (Feb 18, 2018)
.....	1	Justin Willis vs Presbyterian (Feb 21, 2018)
Hit batters:.....	2	Jackson Gillis vs Duke (Feb 16, 2018)
.....	2	Drake Fellows vs Duke (Feb 16, 2018)

GAME-BY-GAME OFFENSIVE STATISTICS

DATE	OPPONENT	AB	R	H	RBI	2B	3B	HR	TB	BB	IBB	SB	CS	HBP	SAC	SF	GDP	K	PO	A	E	LOB	AVG.
Feb 16	#25 DUKE	37	9	15	8	2	0	0	17	3	0	2	0	1	0	1	1	3	27	11	1	9	.405
Feb 17	#25 DUKE	36	4	9	3	3	0	1	15	2	0	1	0	1	0	0	0	11	27	7	0	8	.329
Feb 18	#25 DUKE	36	9	13	8	1	0	1	17	5	0	2	0	1	1	0	1	6	27	8	0	10	.339
Feb 20	PRESBYTERIAN	34	7	12	6	4	0	1	19	4	0	2	1	1	0	0	1	5	27	11	0	8	.343
Feb 21	PRESBYTERIAN	39	15	11	10	3	1	1	19	10	0	6	0	1	0	0	0	4	27	9	1	11	.330
Totals		182	44	60	35	13	1	4	87	24	0	13	1	5	1	1	3	29	135	46	2	46	.330

GAME-BY-GAME PITCHING STATISTICS

Date	Opponent	IP	H	R	ER	BB	SO	2B	3B	HR	WP	BK	HBP	DP	IBB	Score	W	L	SV	ERA
Feb 16	#25 DUKE	9.0	3	1	1	5	9	1	0	0	0	1	4	1	0	9-1	1	0	0	1.00
Feb 17	#25 DUKE	9.0	9	5	5	1	13	2	0	1	0	0	2	1	0	4-5	1	1	0	3.00
Feb 18	#25 DUKE	9.0	6	1	1	4	13	1	0	0	1	1	1	2	0	9-1	2	1	0	2.33
Feb 20	PRESBYTERIAN	9.0	5	1	1	2	7	1	0	0	0	0	1	1	0	7-1	3	1	0	2.00
Feb 21	PRESBYTERIAN	9.0	6	2	1	1	9	1	0	0	1	0	1	2	0	15-2	4	1	0	1.80
Totals		45.0	29	10	9	13	51	6	0	1	2	2	9	7	0	44-10	4	1	0	1.80

GAME-BY-GAME STARTERS BY POSITION

Date	Opponent	C	1B	2B	3B	SS	LF	CF	RF	DH
Feb 16	#25 DUKE	Scott	Infante	Paul	Gonzalez	Kaiser	Jones	DeMarco	Bleday	King
Feb 17	#25 DUKE	Clarke	Infante	Paul	Gonzalez	Kaiser	Jones	DeMarco	Bleday	Day
Feb 18	#25 DUKE	Scott	Infante	Paul	Gonzalez	Kaiser	Martin	Jones	DeMarco	Fellows
Feb 20	PRESBYTERIAN	Scott	Infante	Paul	Gonzalez	Kaiser	Jones	DeMarco	Ray	Martin
Feb 21	PRESBYTERIAN	Clarke	Infante	Paul	Gonzalez	Kaiser	Jones	DeMarco	Bleday	Martin

GAME-BY-GAME BATTING ORDER

Date	Opponent	1	2	3	4	5	6	7	8	9
Feb 16	#25 DUKE	DeMarco	Kaiser	Paul	Infante	King	Gonzalez	Bleday	Jones	Scott
Feb 17	#25 DUKE	DeMarco	Kaiser	Paul	Infante	Clarke	Gonzalez	Bleday	Jones	Day
Feb 18	#25 DUKE	Martin	Kaiser	Paul	DeMarco	Scott	Infante	Fellows	Gonzalez	Jones
Feb 20	PRESBYTERIAN	Martin	Kaiser	Paul	DeMarco	Infante	Scott	Gonzalez	Ray	Jones
Feb 21	PRESBYTERIAN	Martin	Kaiser	Paul	DeMarco	Clarke	Infante	Bleday	Gonzalez	Jones

VANDERBILT HOME RUNS

No.	Player	Game #	Date	Opponent	Pitcher	On Base	Inn	Outs	Count	Score	Final
1.	Scott	2	Feb. 17	Duke	Stinson, G	0...	7	2	0-2	2-4	L 4-5
2.	Martin	3	Feb. 18	Duke	Stallings, M *	0...	1	0	1-1	0-0	W 9-1
3.	Paul	4	Feb. 20	Presbyterian	PARADIS, A.	0...	1	2	2-1	0-0	W 7-1
4.	Clarke	5	Feb. 21	Presbyterian	McLAUGHLIN	..2.	1	2	0-0	0-0	W 15-2

* - leadoff home run

BIG INNINGS (FOUR-PLUS RUNS)

VANDERBILT					OPPONENTS				
Date	Opponent	Inning	Runs	Result	Date	Opponent	Inning	Runs	Result
2/16	#25 Duke	5	5	W, 9-1	None				
2/18	#25 Duke	6	5	W, 9-1					
2/20	Presbyterian	7	4	W, 7-1					
2/21	Presbyterian	8	6	W, 15-2					

VANDERBILT RECORD WHEN...

	2018
Overall	4-1
Conference	0-0
Non-Conf	4-1
Home	4-1
Away	0-0
Neutral	0-0
Day	4-1
Night	0-0
vs Left	3-0
vs Right	1-1
1-Run games	0-1
2-Run games	0-0
5+Run games	4-0
Extra inns	0-0
Shutouts	0-0
Scoring 0-2 runs	0-0
Scoring 3-5 runs	0-1
Scoring 6-9 runs	3-0
Scoring 10+ runs	1-0
Opponent 0-2 runs	4-0
Opponent 3-5 runs	0-1
Opponent 6-9 runs	0-0
Opponent 10+ runs	0-0
Scored in 1st inning	3-0
Scores first	3-1
Opp. scores first	1-0
After 6 leading	4-0
After 6 trailing	0-1
After 6 tied	0-0
After 7 leading	4-0
After 7 trailing	0-0
After 7 tied	0-1
After 8 leading	4-0
After 8 trailing	0-1
After 8 tied	0-0
Hit 0 home runs	1-0
Hit 1 home run	3-1
Hit 2+ home runs	0-0
Opponent 0 home runs	4-0
Opponent 1 home run	0-1
Opponent 2+ HRs	0-0
Made 0 errors	2-1
Made 1 error	2-0
Made 2+ errors	0-0
Opp. made 0 errors	1-0
Opp. made 1 error	2-0
Opp. made 2+ errors	1-1
Out-hit opponent	4-0
Out-hit by opponent	0-0
Hits are tied	0-1

MISCELLANEOUS STATS

HITTING	Longest	Current
Pat DeMarco	5	5
Connor Kaiser	5	5
Stephen Scott	4	4
Philip Clarke	4	4
JJ Bleday	3	-
Austin Martin	3	3
Jayson Gonzalez	2	-
Ethan Paul	2	-
Alonzo Jones	1	1
Cooper Davis	1	1
Harrison Ray	1	1
Garrett Blaylock	1	1
Walker Grisanti	1	1
Julian Infante	1	1

REACHED BASE	Longest	Current
Ethan Paul	5	5
Pat DeMarco	5	5
Connor Kaiser	5	5
JJ Bleday	4	4
Philip Clarke	4	4
Stephen Scott	4	4
Julian Infante	3	3
Alonzo Jones	3	1
Austin Martin	3	3
Jayson Gonzalez	2	-
Ty Duvall	1	1
Garrett Blaylock	1	1
Cooper Davis	1	1
Walker Grisanti	1	1
Harrison Ray	1	1

GAME SUMMARY

Record when team scores:

Runs	0	1	2	3	4	5	6	7	8	9	10+
W-L	0-0	0-0	0-0	0-0	0-1	0-0	0-0	1-0	0-0	2-0	1-0

Record when opponent scores:

Runs	0	1	2	3	4	5	6	7	8	9	10+
W-L	0-0	3-0	1-0	0-0	0-0	0-1	0-0	0-0	0-0	0-0	0-0

Record when leading after:

Inn.	1	2	3	4	5	6	7	8
W-L	3-0	3-0	3-1	3-0	4-0	4-0	4-0	4-0

Record when trailing after:

Runs	1	2	3	4	5	6	7	8
W-L	0-0	0-0	0-0	0-1	0-0	0-1	0-0	0-1

Record when tied after:

Runs	1	2	3	4	5	6	7	8
W-L	1-1	1-1	1-0	1-0	0-1	0-0	0-1	0-0

General summary:

Current winning streak	3
Longest winning streak	3
Longest losing streak	1

Home attendance:	13147 (5 dates avg = 2629)
Away attendance:	0 (0 dates avg = 0)
Total attendance:	13147 (5 dates avg = 2629)

INNING-BY-INNING SUMMARY

	1	2	3	4	5	6	7	8	9	EX	Total
Sam Houston State	6	0	2	1	8	11	8	8	0	0	44
Opponents	0	0	1	2	1	2	0	1	3	0	10

MULTI-HIT GAMES	2	3	4	5+	Tot
Pat DeMarco	1	3	-	-	4
Connor Kaiser	3	-	-	-	3
Stephen Scott	1	1	-	-	2
Alonzo Jones	2	-	-	-	2
Jayson Gonzalez	1	-	-	-	1
Ethan Paul	1	-	-	-	1
JJ Bleday	1	-	-	-	1
Austin Martin	-	-	1	-	1
Philip Clarke	1	-	-	-	1
TEAM	11	4	1	0	16

MULTI-RBI GAMES	2	3	4	5+	Tot
Philip Clarke	-	3	-	-	3
Connor Kaiser	2	-	-	-	2
Ethan Paul	1	1	-	-	2
Pat DeMarco	1	-	-	-	1
TEAM	4	4	0	0	8

VU ALL-TIME VS. OPPONENTS

Auburn	61-93-1
Austin Peay	53-20-2
Belmont	56-13-0
Duke	2-1-0
Eastern Kentucky	0-1-0
Evansville	33-18-0
Florida	73-134-0
Georgia	113-120-0
Houston	0-1-0
Indiana State	4-3-0
Kentucky	121-125-3
Lipscomb	51-11-0
Long Beach State	5-1-0
Louisiana	0-0-0
Louisville	22-9-0
LSU	40-56-0
Middle Tennessee State	97-43-0
Mississippi State	43-60-2
Missouri	16-1-0
Ole Miss	54-56-2
Presbyterian	3-0-0
Sam Houston State	0-0-0
South Carolina	32-56-0
TCU	2-1-0
Tennessee	162-161-3
Tennessee Tech	43-22-0
UCLA	1-1-0
USC	3-1-0
UMass-Lowell	0-0-0
Western Kentucky	41-19-0

CORBIN VS. 2018 OPPONENTS

Auburn	25-9-0
Austin Peay	15-2-0
Belmont	20-5-0
Duke	2-1-0
Eastern Kentucky	0-0-0
Evansville	6-2-0
Florida	23-32-0
Georgia	34-15-0
Houston	0-0-0
Indiana State	3-1-0
Kentucky	28-16-0
Lipscomb	19-3-0
Long Beach State	5-1-0
Louisiana	0-0-0
Louisville	11-7-0
LSU	19-14-0
Middle Tennessee State	10-6-0
Mississippi State	24-12-0
Missouri	16-1-0
Ole Miss	19-21-0
Presbyterian	2-0-0
Sam Houston State	0-0-0
South Carolina	27-27-0
TCU	2-1-0
Tennessee	30-17-0
Tennessee Tech	9-20
UCLA	1-1-0
USC	2-1-0
UMass-Lowell	0-0-0
Western Kentucky	12-5-0

CORBIN RECORD BY VENUE

Home	381-118-1
Away	172-144-0
Neutral	76-44-0

SERIES-BY-SERIES BATTING

	AVG.	GP	AB	R	H	2B	3B	HR	RBI	TB	SLG%	BB	HP	SO	GDP	OB%	SF	SH	SB-ATT
#25 DUKE	.339	3	109	22	37	6	0	2	19	49	.450	10	3	20	2	.407	1	1	5-5
PRESBYTERIAN	.315	2	73	22	23	7	1	2	16	38	.521	14	2	9	1	.438	0	0	8-9
UMASS-LOWELL																			
at Mississippi State																			
LSU																			
at Florida																			
GEORGIA																			
OLE MISS																			
at Missouri																			
SOUTH CAROLINA																			
at Auburn																			
at Tennessee																			
KENTUCKY																			

SERIES-BY-SERIES PITCHING

	ERA	W-L	GS	CG	SV	IP	H	R	ER	BB	SO	2B	3B	HR	B/AVG.
#25 DUKE	2.33	2-1	3	0	0	27.0	18	7	7	10	35	4	0	1	.194
PRESBYTERIAN	1.00	2-0	2	0	0	18.0	11	3	2	3	16	2	0	0	.177
UMASS-LOWELL															
at Mississippi State															
LSU															
at Florida															
GEORGIA															
OLE MISS															
at Missouri															
SOUTH CAROLINA															
at Auburn															
at Tennessee															
KENTUCKY															

MONTH-BY-MONTH BATTING

	AVG.	GP	AB	R	H	2B	3B	HR	RBI	TB	SLG%	BB	HP	SO	GDP	OB%	SF	SH	SB-ATT
February	.330	5	182	44	60	13	1	4	35	87	.478	24	5	29	3	.420	1	1	13-14
March																			
April																			
May																			
June																			

MONTH-BY-MONTH PITCHING

	ERA	W-L	GS	CG	SV	IP	H	R	ER	BB	SO	2B	3B	HR	B/AVG.
February	1.80	4-1	5	0	0	45.0	29	10	9	13	51	6	0	1	.187
March															
April															
May															
June															

HOME-AWAY-NEUTRAL BATTING

	AVG.	GP	AB	R	H	2B	3B	HR	RBI	TB	SLG%	BB	HP	SO	GDP	OB%	SF	SH	SB-ATT
Home	.330	5	182	44	60	13	1	4	35	87	.478	24	5	29	3	.420	1	1	13-14
Away																			
Neutral																			

HOME-AWAY-NEUTRAL PITCHING

	ERA	W-L	GS	CG	SV	IP	H	R	ER	BB	SO	2B	3B	HR	B/AVG.
Home	1.80	4-1	5	0	0	45.0	29	10	9	13	51	6	0	1	.187
Away															
Neutral															

DAY-NIGHT BATTING

	AVG.	GP	AB	R	H	2B	3B	HR	RBI	TB	SLG%	BB	HP	SO	GDP	OB%	SF	SH	SB-ATT
Day	.330	5	182	44	60	13	1	4	35	87	.478	24	5	29	3	.420	1	1	13-14
Night																			

DAY-NIGHT PITCHING

	ERA	W-L	GS	CG	SV	IP	H	R	ER	BB	SO	2B	3B	HR	B/AVG.
Day	1.80	4-1	5	0	0	45.0	29	10	9	13	51	6	0	1	.187
Night															



Vanderbilt Baseball
Overall Statistics for Vanderbilt (as of Feb 21, 2018)
(All games Sorted by Batting avg)



Record: 4-1 Home: 4-1 Away: 0-0 SEC: 0-0

Player	avg	gp-gs	ab	r	h	2b	3b	hr	rbi	tb	slg%	bb	hp	so	gdp	ob%	sf	sh	sb-att	po	a	e	fld%
Pat DeMarco	.571	5-5	21	7	12	4	0	0	4	16	.762	1	1	2	0	.609	0	0	1-1	12	0	0	1.000
Austin Martin	.500	4-3	12	5	6	1	0	1	1	10	.833	3	0	2	0	.600	0	1	3-4	1	0	0	1.000
Stephen Scott	.467	4-3	15	5	7	3	0	1	4	13	.867	2	0	1	0	.529	0	0	1-1	26	4	0	1.000
Connor Kaiser	.364	5-5	22	7	8	2	0	0	5	10	.455	4	0	2	0	.462	0	0	3-3	12	10	0	1.000
Philip Clarke	.313	4-2	16	1	5	0	0	1	9	8	.500	1	0	2	2	.353	0	0	0-0	17	1	0	1.000
Alonzo Jones	.278	5-5	18	3	5	0	0	0	0	5	.278	1	0	4	0	.316	0	0	4-4	10	0	0	1.000
Ethan Paul	.235	5-5	17	8	4	0	0	1	6	7	.412	4	2	1	0	.417	1	0	1-1	9	15	0	1.000
Jayson Gonzalez	.222	5-5	18	0	4	0	0	0	1	4	.222	1	0	5	1	.263	0	0	0-0	1	9	1	.909
Julian Infante	.056	5-5	18	0	1	1	0	0	2	2	.111	3	2	4	0	.261	0	0	0-0	35	1	1	.973

Cooper Davis	.500	1-0	2	1	1	0	0	0	1	1	.500	0	0	0	0	.500	0	0	0-0	0	0	0	.000
Walker Grisanti	.500	2-0	2	2	1	0	0	0	0	1	.500	1	0	1	0	.667	0	0	0-0	0	0	0	.000
Garrett Blaylock	.500	3-0	2	2	1	1	0	0	1	2	1.000	0	0	0	0	.500	0	0	0-0	1	2	0	1.000
JJ Bleday	.400	4-3	10	1	4	1	0	0	0	5	.500	1	0	2	0	.455	0	0	0-0	3	0	0	1.000
Harrison Ray	.333	4-1	3	1	1	0	1	0	1	3	1.000	1	0	0	0	.500	0	0	0-0	0	1	0	1.000
Tyler Solomon	.000	2-0	3	0	0	0	0	0	0	0	.000	0	0	2	0	.000	0	0	0-0	0	0	0	.000
Kiambu Fentress	.000	3-0	2	0	0	0	0	0	0	0	.000	0	0	1	0	.000	0	0	0-0	1	0	0	1.000
Ty Duvall	.000	2-0	1	1	0	0	0	0	0	0	.000	1	0	0	0	.500	0	0	0-0	7	0	0	1.000
Drake Fellows	.000	1-1	0	0	0	0	0	0	0	0	.000	0	0	0	0	.000	0	0	0-0	0	0	0	.000
Zach King	.000	1-1	0	0	0	0	0	0	0	0	.000	0	0	0	0	.000	0	0	0-0	0	1	0	1.000
Chandler Day	.000	1-1	0	0	0	0	0	0	0	0	.000	0	0	0	0	.000	0	0	0-0	0	0	0	.000
Totals	.330	5	182	44	60	13	1	4	35	87	.478	24	5	29	3	.420	1	1	13-14	135	46	2	.989
Opponents	.187	5	155	10	29	6	0	1	9	38	.245	13	9	51	6	.287	1	1	1-1	123	44	9	.949

LOB - Team (46), Opp (34). DP's turned - Team (7), Opp (3).

(All games Sorted by Earned run avg)

Player	era	w-l	app	gs	cg	sho	sv	ip	h	r	er	bb	so	2b	3b	hr	b/avg	wp	hp	bk	sfa	sha
Mason Hickman	0.00	1-0	1	0	0	0/0	0	5.0	3	0	0	2	7	0	0	0	.188	1	0	1	0	0
Maddux Conger	0.00	1-0	1	1	0	0/0	0	5.0	3	0	0	2	5	0	0	0	.176	0	1	0	0	0

Jake Eder	0.00	1-0	1	1	0	0/0	0	4.0	1	0	0	0	4	0	0	0	.083	0	1	0	0	0
Jackson Gillis	0.00	1-0	1	0	0	0/0	0	3.2	1	0	0	1	4	0	0	0	.083	0	2	1	1	0
Hugh Fisher	0.00	0-0	1	0	0	0/0	0	2.0	0	0	0	0	0	0	0	0	.000	0	0	0	0	0
Justin Willis	0.00	0-0	1	0	0	0/0	0	1.1	2	0	0	1	0	0	0	0	.333	1	0	0	0	0
Paxton Stover	0.00	0-0	1	0	0	0/0	0	1.0	0	0	0	0	2	0	0	0	.000	0	0	0	0	0
Justin Wilson	0.00	0-0	1	0	0	0/0	0	1.0	0	0	0	0	2	0	0	0	.000	0	0	0	0	0
AJ Franklin	0.00	0-0	1	0	0	0/0	0	0.2	0	0	0	0	0	0	0	0	.000	0	0	0	0	0
Drake Fellows	2.08	0-0	1	1	0	0/0	0	4.1	1	1	1	4	4	0	0	0	.083	0	2	0	0	1
Chandler Day	2.25	0-0	1	1	0	0/0	0	4.0	3	1	1	2	6	1	0	0	.200	0	1	0	0	0
Zach King	4.50	0-0	1	1	0	0/0	0	4.0	4	2	2	0	4	1	0	0	.286	0	1	0	0	0
Aaron Brown	4.50	0-0	2	0	0	0/0	0	2.0	4	2	1	0	2	2	0	0	.400	0	0	0	0	0
Reid Schaller	4.50	0-0	1	0	0	0/0	0	2.0	2	1	1	0	2	1	0	0	.250	0	0	0	0	0
Patrick Raby	4.50	0-1	1	0	0	0/0	0	2.0	3	1	1	1	4	1	0	0	.333	0	1	0	0	0
Tyler Brown	6.00	0-0	1	0	0	0/0	0	3.0	2	2	2	0	5	0	0	1	.182	0	0	0	0	0
Totals	1.80	4-1	5	5	0	0/0	0	45.0	29	10	9	13	51	6	0	1	.187	2	9	2	1	1
Opponents	7.24	1-4	5	5	0	0/0	0	41.0	60	44	33	24	29	13	1	4	.330	7	5	0	1	1

PB - Team (0), Opp (2). Pickoffs - Team (2), King 1, Clarke 1.

THE LAST TIME VANDERBILT...

Won 10 or more consecutive games _____ 4/20-5/16/13 (14)
 Lost five or more consecutive games _____ 3/16-23/12 (5)
 Scored 20 or more runs in a game _____ 21 vs. Middle Tennessee, 4/18/17
 Scored 10+ Runs in an Inning _____ 10 (5th) vs. Radford, 6/1/15
 Did Not Strikeout _____ vs. Tennessee-Martin, 2/23/05
 Hit consecutive home runs _____ Will Toffey (2R), Stephen Scott (solo) at Ole Miss, 3/18
 Had a triple steal _____ Ethan Paul (home), Jeren Kendall (3rd), Bryan Reynolds (2nd) vs. Auburn, 5/19/16
 Shut out consecutive opponents _____ vs. Radford (12-0), 3/9/16
 _____ vs. Xavier (7-0), 3/11/16
 Shut out the opponent _____ at Clemson (8-0), 6/5/17
 Was shut out by the opponent at home _____ vs. Kentucky (3-0), 4/17/16
 Was shut out by the opponent on the road _____ at Clemson (6-0), 6/4/17
 Was shut out in two consecutive games _____ vs. Kentucky (14-0) (4-0), 4/23/76
 Swept a conference doubleheader _____ vs. Auburn, 5/19/16
 Was swept in a conference doubleheader _____ vs. Tennessee, 4/25/10
 Swept a conference series at home _____ vs. Auburn, 5/19-21/16
 Was swept in a conference series at home _____ vs. Tennessee, 5/14-16/09
 Swept a conference series (three games) on the road _____ at Missouri, 3/25-27/16
 Was swept in a conference series on the road _____ at Florida, 3/16-18/12
 Lost a conference series at home _____ vs. Florida, 4/13-15/17
 Lost a conference series on the road _____ at Arkansas, 5/12-14/17
 Threw a no hitter _____ at Western Kentucky (J. Lewis, N. Pilkington, J. Scott, M. Buschmann), 5/6/03
 Was no-hit _____ at Texas A&M (Kyle Simonds, 9.0), 5/7/16

THE LAST TIME A VANDERBILT PLAYER...

Hit two home runs in a game _____ Will Toffey at Clemson, 6/5/17
 Hit three home runs in a game _____ Aaron Westlake vs. Oregon State, 6/11/11
 Hit a grand slam _____ Julian Infante at Middle Tennessee, 4/18/17
 Hit a walk-off home run _____ Jeren Kendall vs. Cal State Fullerton, 6/14/15
 Hit an inside the park home run _____ Will Toffey vs. Belmont, 3/22/17
 Hit for the cycle _____ Clinton Johnston vs. Kentucky, 4/28/96
 Had seven or more RBIs in a game _____ Julian Infante (7) vs. Missouri, 5/7
 _____ Dominic de la Osa (7) vs. Georgia, 4/16/06
 _____ Karl Nonemaker (7) vs. Kentucky, 5/12/02
 Had five or more hits in a game _____ Tony Kemp (5) at Belmont, 2/19/13
 Had two hits in an Inning _____ Will Toffey (1st - 1B,1B), Jeren Kendall (1st - 3B,1B) vs. Alabama, 5/19
 Had 10 or more total bases in a game _____ Jeren Kendall (10) vs. San Diego, 2/19/16
 Stole three or more bases in a game _____ Jeren Kendall (3) at Texas A&M, 5/6/16
 Stole Home _____ Ethan Paul vs. Auburn, 5/19/16
 Had a 10-game hit streak _____ Julian Infante (10), 3/28-4/13
 Had a 15-game hit streak _____ Bryan Reynolds (16), 3/10-4/3/15
 Had a 20-game hit streak _____ Xavier Turner (27), 3/4-4/22/14
 Had a 25-game hit streak _____ Xavier Turner (27), 3/4-4/22/14
 Had 10 or more strikeouts in a game _____ Drake Fellows (10) vs. Alabama, 5/20
 Had 15 or more strikeouts in a game _____ Kevin Ziomek (15) vs. Illinois-Chicago, 3/1/13
 Pitched a complete game _____ Patrick Raby at Georgia, 4/21/17
 Pitched a seven-inning complete game _____ Philip Pfeifer vs. Alabama, 5/22/15
 Pitched a nine-inning, complete game shutout _____ Kyle Wright vs. Florida, 4/14/17
 Pitched a seven-inning, complete game shutout _____ Nick Christiani vs. Belmont, 5/5/09
 Pitched a combined shutout _____ Matt Ruppenthal (6.0), Reed Hayes (1.1), Jackson Gillis (1.2) at Clemson, 6/5/17
 Pitched a no-hitter _____ Doug Wessel vs. Belmont, 4/19/1971
 Pitched a no-hitter (combined) _____ Jensen Lewis, Nick Pilkington, John Scott, Matt Buschmann at Western Ky., 5/6/03
 Pitched a perfect game _____ Jensen Lewis, Nick Pilkington, John Scott, Matt Buschmann at Western Ky., 5/6/03

NUMERICAL ROSTER

No.	Name	Pos.	B/T	Ht.	Wt.	Cl.	Hometown/Previous School
2	Harrison Ray	IF	R/R	5-11	190	So./1L	Longwood, Fla. (Lake Brantley HS)
3	Cooper Davis	OF	L/R	5-10	185	Fr./HS	Mississauga, Ontario (St. Aloysius Gonzaga)
5	Philip Clarke	C	L/R	5-11	190	Fr./HS	Franklin, Tenn. (Christ Presbyterian Academy)
6	Justin Wilson	RHP	R/R	6-0	180	R-So./RS	Murfreesboro, Tenn. (Oakland HS/Vol State CC)
8	Alonzo Jones	OF	S/R	5-10	195	Jr./2L	Columbus, Ga. (Columbus HS)
9	Garrett Blaylock	IF	L/R	6-3	208	Fr./HS	Asheville, N.C. (T.C. Roberson HS)
10	Ethan Paul	IF	L/R	5-10	185	Jr./2L	Bellevue, Wash. (International School)
11	Paxton Stover	LHP	L/L	5-11	200	Sr./1L	Ridgely, Tenn. (Dyer County HS/Dyersburg State CC)
12	Connor Kaiser	IF	R/R	6-4	205	Jr./2L	Overland Park, Kan. (Blue Valley West HS)
13	Kiambu Fentress	OF	R/R	6-0	175	R-So./1L	Nashville, Tenn. (Ensworth School)
16	Austin Martin	IF	R/R	6-0	170	Fr./HS	Jacksonville, Fla. (Trinity Christian Academy)
17	Walker Grisanti	OF	L/R	5-10	195	Jr./2L	Collierville, Tenn. (Christian Brothers HS)
18	Pat DeMarco	OF	R/R	5-11	205	Fr./HS	Winder, Ga. (Winder Barrow HS)
19	Stephen Scott	OF/C	L/R	5-11	200	Jr./2L	Cary, N.C. (Cardinal Gibbons HS)
20	Ty Duvall	C	L/R	5-11	190	So./1L	Lebanon, Ohio (Lebanon HS)
21	Tyler Brown	RHP	R/R	6-4	242	Fr./HS	Lewis Center, Ohio (Olentangy Orange HS)
22	Julian Infante	IF	R/R	6-3	215	Jr./2L	Miami, Fla. (Westminister Christian HS)
27	Chandler Day	RHP	R/R	6-5	180	Jr./2L	Granville, Ohio (Watkins Memorial HS)
29	Patrick Raby	RHP	R/R	6-3	230	Jr./2L	Knoxville, Tenn. (Farragut HS)
31	Justin Willis	RHP	R/R	5-11	180	Fr./HS	West New York, N.J. (Memorial HS)
32	Hugh Fisher	LHP	R/L	6-5	185	Fr./HS	Eads, Tenn. (Briarcrest Christian HS)
33	Erik Kaiser	RHP	R/R	6-5	205	Fr./HS	Waterloo, Ill. (Waterloo HS)
34	Zach King	LHP	L/L	6-6	210	So./1L	Spring Hill, Tenn. (Spring Hill HS)
35	Jackson Gillis	LHP	R/L	6-3	220	So./1L	Wilmington, Mass. (Wilmington HS)
38	Jayson Gonzalez	INF	R/R	6-2	205	Fr./HS	Covina, Calif. (Bishop Amat HS)
39	Jake Eder	LHP	L/L	6-4	210	Fr./HS	Ft. Lauderdale, Fla. (Calvary Christian Academy)
40	Aaron Brown	RHP	R/R	6-4	205	Fr./HS	Mt. Juliet, Tenn. (Mt. Juliet HS)
42	Maddux Conger	RHP	R/R	6-3	200	Jr./2L	Stephenville, Texas (Stephenville HS)
43	Tyler Solomon	IF	S/R	6-4	215	Fr./HS	Haymarket, Va. (Battlefield HS)
44	Mason Hickman	RHP	R/R	6-6	230	Fr./HS	Hendersonville, Tenn. (Pope John Paul II HS)
45	Reid Schaller	RHP	R/R	6-3	215	R-Fr./RS	Lebanon, Ind. (Lebanon HS)
49	AJ Franklin	LHP	L/L	6-2	180	R-So./1L	Lebanon, Tenn. (Wilson Central HS)
51	JJ Bleday	OF	L/L	6-3	205	So./1L	Panama City Beach, Fla. (A. Crawford Mosley HS)
66	Drake Fellows	RHP	L/R	6-5	210	So./1L	Plainfield, Ill. (Joliet Catholic Academy)

Head Coach: 4 Tim Corbin (Ohio Wesleyan, 1984) - 16th Season at Vanderbilt

Associate Head Coach: 26 Scott Brown (SUNY-Cortland, 1999)

Assistant Coach: 24 Mike Baxter (Vanderbilt, 2005)

Volunteer Coach: 1 David Macias (Vanderbilt, 2008)

Athletic Trainer: Tracy Campbell (James Madison, 2008)

Strength & Conditioning Coach: Chris Ham (Illinois, 2005)

Director of Baseball Operations: Brooks Webb (Birmingham Southern, 2011)

Director of Player Development: Alex Levitt (Vanderbilt, 2010)

Video Coordinator: Brandon Barak (Illinois, 2012)

Equipment Manager: John Mardirosian (Texas, 2011)

Student Assistants: Josh Ruchotzke & Casey Stangel

Student Managers: Jack Goodrum, Chase Casali, Preston Hausser & Jackson Kelley

PRONUNCIATION CHART

JJ Bleday _____ bleh-DAY
 Kiambu Fentress _____ key-AHM-boo
 Walker Grisanti _____ greh-sahn-TEE
 Patrick Raby _____ ray-BEE
 Reid Schaller _____ SHALL-er
 Paxton Stover _____ stoe-VER

ALPHABETICAL ROSTER

#	Name	Pos.	Yr.
9	Garrett Blaylock	IF	Fr.
51	JJ Bleday	OF	Jr.
40	Aaron Brown	RHP	Fr.
21	Tyler Brown	RHP	Fr.
5	Philip Clarke	C	Fr.
42	Maddux Conger	RHP	Jr.
3	Cooper Davis	OF	Fr.
27	Chandler Day	RHP	Jr.
18	Pat DeMarco	OF	Fr.
20	Ty Duvall	C	So.
39	Jake Eder	LHP	Fr.
66	Drake Fellows	RHP	So.
13	Kiambu Fentress	OF	R-So.
32	Hugh Fisher	LHP	Fr.
49	AJ Franklin	LHP	R-So.
35	Jackson Gillis	LHP	So.
99	Jayson Gonzalez	IF	Fr.
17	Walker Grisanti	OF	Jr.
44	Mason Hickman	RHP	Fr.
22	Julian Infante	IF	Jr.
8	Alonzo Jones	OF	Jr.
12	Connor Kaiser	IF	Jr.
33	Erik Kaiser	RHP	Fr.
34	Zach King	LHP	So.
16	Austin Martin	IF	Fr.
10	Ethan Paul	IF	Jr.
29	Patrick Raby	RHP	Jr.
2	Harrison Ray	IF	So.
45	Reid Schaller	RHP	R-Fr.
19	Stephen Scott	OF/C	Jr.
43	Tyler Solomon	IF	Fr.
11	Paxton Stover	LHP	Sr.
31	Justin Willis	RHP	Fr.
6	Justin Wilson	RHP	R-So.

EXPERIENCE BREAKDOWN

Seniors (1) _____ Stover
 Juniors (9) _____ Conger, Day, Grisanti, Infante, Jones,
 _____ C. Kaiser, Paul, Raby, Scott,
 Redshirt Sophomores (3) _____ Franklin, Fentress, Wilson
 Sophomores (7) _____ Bleday, Duvall, Fellows, Gillis,
 _____ King, Ray, Sandborn
 Redshirt Freshman (1) _____ Schaller
 Freshmen (14) _____ Blaylock, A. Brown, T. Brown, Clarke,
 _____ Davis, DeMarco, Eder, Fisher, Gonzalez, Hickman,
 _____ E. Kaiser, Martin, Solomon, Willis

STATE BREAKDOWN

California (1) _____ Gonzalez
 Florida (5) _____ Bleday, Eder, Infante, Martin, Ray
 Georgia (1) _____ Alonzo Jones
 Illinois (2) _____ Fellows, E. Kaiser
 Indiana (1) _____ Schaller
 Kansas (1) _____ C. Kaiser
 Massachusetts (1) _____ Gillis
 New Jersey (1) _____ Willis
 New York (1) _____ DeMarco
 North Carolina (2) _____ Blaylock, Scott
 Ohio (3) _____ T. Brown, Day, Duvall
 Ontario, Canada (1) _____ Davis
 Tennessee (11) _____ A. Brown, Clarke,
 _____ Fentress, Fisher, Franklin, Grisanti, Hickman,
 _____ King, Raby, Stover, Wilson
 Texas (1) _____ Conger
 Virginia (1) _____ Solomon
 Washington (1) _____ Paul




Harrison Ray
Fr. ★ 5-11 ★ 190 ★ R/R
IF ★ Longwood, Fla.



Cooper Davis
Fr. ★ 5-10 ★ 185 ★ L/R
OF ★ Mississauga, Ontario



Philip Clarke
Fr. ★ 5-11 ★ 190 ★ L/R
C ★ Franklin, Tenn.



Justin Wilson
R-So. ★ 6-0 ★ 175 ★ R/R
RHP ★ Murfreesboro, Tenn.



Alonzo Jones
Jr. ★ 5-10 ★ 195 ★ S/R
OF ★ Columbus, Ga.



Garrett Blaylock
Fr. ★ 6-3 ★ 200 ★ L/R
IF ★ Asheville, N.C.



Ethan Paul
Jr. ★ 5-10 ★ 185 ★ L/R
IF ★ Bellevue, Wash.



Paxton Stover
Sr. ★ 5-11 ★ 190 ★ L/L
LHP ★ Ridgely, Tenn.



Connor Kaiser
Jr. ★ 6-4 ★ 205 ★ R/R
IF ★ Overland Park, Kan.



Kiamu Fentress
R-So. ★ 6-0 ★ 175 ★ R/R
OF ★ Nashville, Tenn.



Austin Martin
Fr. ★ 6-0 ★ 170 ★ R/R
IF ★ Jacksonville, Fla.



Walker Grisanti
Jr. ★ 5-10 ★ 190 ★ L/R
OF ★ Collierville, Tenn.



Pat DeMarco
Fr. ★ 5-11 ★ 205 ★ R/R
OF ★ Staten Island, N.Y.



Stephen Scott
Jr. ★ 5-11 ★ 200 ★ L/R
OF/C ★ Cary, N.C.




Ty Duvall
So. ★ 5-11 ★ 190 ★ L/R
C ★ Lebanon, Ohio




Tyler Brown
Fr. ★ 6-4 ★ 242 ★ R/R
RHP ★ Ashland, Ohio



Julian Infante
Jr. ★ 6-3 ★ 215 ★ R/R
IF ★ Miami, Fla.



Chandler Day
Jr. ★ 6-5 ★ 180 ★ R/R
RHP ★ Granville, Ohio




Patrick Raby
Jr. ★ 6-3 ★ 230 ★ R/R
RHP ★ Knoxville, Tenn.



Justin Willis
Fr. ★ 5-11 ★ 180 ★ R/R
RHP ★ West New York, N.J.



Hugh Fisher
Fr. ★ 6-5 ★ 185 ★ R/L
LHP ★ Eads, Tenn.



Erik Kaiser
Fr. ★ 6-5 ★ 205 ★ R/R
RHP ★ Waterloo, Ill.



Zach King
So. ★ 6-6 ★ 210 ★ L/L
LHP ★ Spring Hill, Tenn.



Jackson Gillis
So. ★ 6-3 ★ 225 ★ R/L
LHP ★ Wilmington, Mass.



Jake Eder
Fr. ★ 6-4 ★ 210 ★ L/L
LHP ★ Ocean Ridge, Fla.




Aaron Brown
Fr. ★ 6-4 ★ 205 ★ R/R
RHP ★ Mt. Juliet, Tenn.




Maddux Conger
Jr. ★ 6-3 ★ 200 ★ R/R
RHP ★ Stephenville, Texas



Tyler Solomon
Fr. ★ 6-4 ★ 215 ★ S/R
C ★ Haymarket, Va.



Mason Hickman
Fr. ★ 6-6 ★ 230 ★ R/R
RHP ★ Hendersonville, Tenn.



Reid Schaller
R-Fr. ★ 6-3 ★ 210 ★ R/R
RHP ★ Lebanon, Ind.



AJ Franklin
R-So. ★ 6-2 ★ 180 ★ L/L
LHP ★ Lebanon, Tenn.



JJ Bleday
So. ★ 6-5 ★ 205 ★ L/L
OF ★ Panama City Beach, Fla.




Drake Fellows
So. ★ 6-5 ★ 205 ★ L/R
RHP ★ Plainfield, Ill.



Jayson Gonzalez
Fr. ★ 6-2 ★ 205 ★ R/R
IF ★ Covina, Calif.




Tim Corbin
Head Coach
16th Season



Scott Brown
Associate Head Coach
6th Season



Mike Baxter
Hitting Coach
1st Season



David Macias
Volunteer Assistant Coach
1st Season