



# VANDERBILT

## 2018 BASEBALL GAME NOTES



Vanderbilt Athletic Communications ★ 2601 Jess Neely Dr. Nashville, TN 37212  
Baseball Contact: Andrew Pate ★ Cell: 713.387.9119 ★ Email: andrew.pate@vanderbilt.edu  
vucommodores.com ★ twitter: @vandybaseball

### 2018 SCHEDULE/RESULTS

OVERALL: 2-1 | SEC: 0-0 | H: 2-1 | A: 0-0 | N: 0-0

#### FEBRUARY (2-1)

16	#25 DUKE	W, 9-1	SEC Network+
17	#25 DUKE	L, 5-4	
18	#25 DUKE	W, 9-1	SEC Network+
20	PRESBYTERIAN	4:00 PM	SEC Network+
21	PRESBYTERIAN	4:00 PM	SEC Network+
23	UMASS-LOWELL	4:00 PM	SEC Network+
24	UMASS-LOWELL	12:00 PM	
25	UMASS-LOWELL	12:00 PM	
27	AUSTIN PEAY	4:00 PM	
28	INDIANA STATE	4:00 PM	SEC Network+

#### MARCH (0-0)

2	vs. Sam Houston St. %	12:00 PM	
3	vs. Louisiana%	3:30 PM	
4	vs. Houston%	6:00 PM	
7	at Long Beach St.	8:00 PM	
9	at UCLA	12:30 PM	
10	at USC	6:00 PM	Pac-12 Network
11	vs. TCU^	1:00 PM	
14	EASTERN KENTUCKY	6:30 PM	SEC Network+
16	at Mississippi St. *	6:00 PM	SEC Network
17	at Mississippi St. *	2:00 PM	SEC Network+
18	at Mississippi St. *	1:00 PM	SEC Network+
20	Belmont&	6:30 PM	
23	LSU*	8:00 PM	ESPNU
24	LSU*	7:30 PM	ESPNU
25	LSU*	12:00 PM	ESPNU
27	vs. Lipscomb&	6:30 PM	
30	at Florida*	5:30 PM	SEC Network+
31	at Florida*	11:00 AM	ESPNU

#### APRIL (0-0)

1	at Florida*	11:00 AM	SEC Network
3	at Middle Tennessee	6:00 PM	
5	GEORGIA*	6:00 PM	ESPNU
6	GEORGIA*	6:30 PM	SEC Network+
7	GEORGIA*	2:00 PM	SEC Network+
10	WESTERN KENTUCKY	6:30 PM	SEC Network+
13	OLE MISS*	6:30 PM	SEC Network+
14	OLE MISS*	2:00 PM	SEC Network+
15	OLE MISS*	4:00 PM	ESPNU
17	EVANSVILLE	6:30 PM	SEC Network+
19	at Missouri*	7:00 PM	ESPNU
20	at Missouri*	6:30 PM	
21	at Missouri*	2:00 PM	
27	SOUTH CAROLINA*	6:30 PM	SEC Network+
28	SOUTH CAROLINA*	2:00 PM	SEC Network+
29	SOUTH CAROLINA*	1:00 PM	SEC Network+

#### MAY (0-0)

1	LOUISVILLE	6:00 PM	SEC Network
4	at Auburn	6:00 PM	SEC Network+
5	at Auburn	2:00 PM	SEC Network+
6	at Auburn	1:00 PM	SEC Network+
8	TENNESSEE TECH	6:30 PM	SEC Network+
11	at Tennessee	5:30 PM	
12	at Tennessee	5:00 PM	
13	at Tennessee	11:00 AM	SEC Network
15	MIDDLE TENNESSEE	6:30 PM	SEC Network+
17	KENTUCKY	6:30 PM	SEC Network+
18	KENTUCKY	2:00 PM	SEC Network+
19	KENTUCKY	1:00 PM	SEC Network+

% Minute Maid Park (Houston, Texas)  
^ Dodger Stadium (Los Angeles, Calif.)  
\*Southeastern Conference Game  
& First Tennessee Park (Nashville, Tenn.)


### VANDERBILT COMMODORES (2-1) vs. PRESBYTERIAN BLUE HOSE (2-2)

February 20, 2018 ★ 4:00 p.m. ★ Nashville, Tennessee ★ Hawkins Field ★ SEC Network+

GAME 4



**VANDERBILT**  
2-1 overall, 0-0 SEC  
**Home/Away/Neutral:**  
2-1 / 0-0 / 0-0  
**Preseason Rankings:**  
Collegiate Baseball - 6  
USA Today - 10  
NCBWA - 11  
D1Baseball - 13  
Baseball America - 18  
Perfect Game - 23  
**Head Coach:** Tim Corbin  
**VU Record:** 648-316-1 (16th)  
**Career Record:** 754-454-1 (21st)



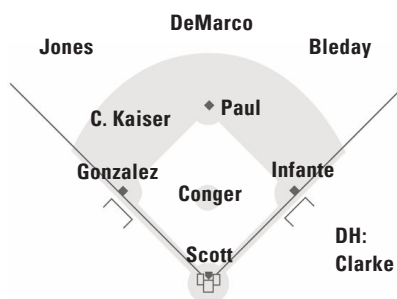
**PRESBYTERIAN**  
2-2 overall, 0-0 Big South  
**Home/Away/Neutral:**  
2-2 / 0-0 / 0-0  
**Preseason Rankings:**  
Perfect Game - NR  
D1Baseball - NR  
USA Today - NR  
Collegiate Baseball - NR  
NCBWA - NR  
Perfect Game - NR  
**Head Coach:** Elton Pollock  
**PC Record:** 276-448-1 (14th)  
**Career Record:** Same

### NEED TO KNOW

- ★ Vanderbilt enters the midweek at 2-1 after taking 2-of-3 from No. 25 Duke over the weekend. The Commodores hit .339 as a team while averaging 7.33 runs per game. Vandy's pitching staff was equally as lethal, limiting the Blue Devils to a .194 batting average while posting a 2.33 ERA. The Does committed just one error for a .991 fielding percentage.
- ★ Four Vanderbilt freshmen made starts over the weekend while nine total appeared in the three-game set. The unit combined to hit .372 (16-for-43) with seven runs and nine RBIs while posting a 2.00 ERA in nine innings pitched.
- ★ With Sunday's victory, 16th year head coach **Tim Corbin** is just eight victories shy of becoming the program's all-time winningest coach. Corbin is 648-316-1 with the Commodores.
- ★ Head coach **Tim Corbin** spent six seasons (1988-93) at the helm of Presbyterian. There, he restarted a baseball program that had been dormant for several years and directed Presbyterian from NAIA to NCAA Division II status.
- ★ For the eighth-straight year, Vanderbilt opened the season in the top-10. The Does are currently ranked in all six polls including as high as No. 6 by Collegiate Baseball Newspaper.
- ★ The Commodores boast one of the strongest schedules in recent memory during 2018, playing a combined 22 games against opponents ranked in the preseason Top 25. The Does are 2-1 in those games following a series win vs. Duke.
- ★ Vanderbilt starting pitcher **Patrick Raby** and first baseman **Julian Infante** have been named preseason All-Americans by Baseball America and Perfect Game, respectively. Raby went 10-4 with a 2.73 ERA across 16 starts a season ago while Infante led the Does with 66 RBIs and finished with a .315 average.
- ★ The Does' 16-member freshman class was ranked the nation's top recruiting class by Baseball America last September. It's the fifth time Vanderbilt has been named the nation's top class (2005, 2011, 2012, 2015).

### PROJECTED STARTING LINEUP

(based on preseason depth chart)



### BY THE NUMBERS SINCE 2006...

- 3** ★ College World Series appearances (2011, 2014, 2015)
- 6** ★ NCAA Super Regional appearances (2010, 2011, 2013, 2014, 2015, 2017)
- 12** ★ straight NCAA Tournament appearances (longest active streak in the SEC)
- 14** ★ players selected in the first round of the Major League Baseball Draft (nation's most)
- 48** ★ NCAA Tournament victories (most in the SEC)

### VANDERBILT PROJECTED ROTATION

#### TUESDAY



**MADDUX CONGER**

RHP ★ 6-3 ★ 200 ★ Jr.

2017 ★ 2-1, 3.89 ERA, 24 G, 3 GS, 32.2 IP

#### WEDNESDAY



**TO BE DETERMINED**

## SERIES HISTORY

### PRESBYTERIAN (1-0)

HOME: 1-0 | AWAY: 0-0 | NEUTRAL: 0-0

### ALL-TIME MATCHUPS VS. PRESBYTERIAN (1-0)

Date	Location	Result
5/8/13	Nashville, Tenn.	W, 5-2

**RECAP:** No. 2 Vanderbilt produced 12 hits and scored five runs over the first four innings en route to a 5-2 victory against Presbyterian.

Twenty-three Commodores saw action in the win with eight producing at least one hit. The victory was the ninth-straight for the Dores.

## STATISTICAL LEADERS

VANDERBILT	CATEGORY	PRESBYTERIAN
Pat DeMarco .615 avg.	Batting avg.	Nick Wise .533 avg.
Pat DeMarco 8 hits	Hits	Nick Wise 8 hits
DeMarco/Scott 5 runs	Runs Scored	Three players 4 runs
C. Kaiser/Scott 2 doubles	Doubles	Nick Wise 4 doubles
N/A 0 triples	Triples	Nick Wise 1 triples
Martin/Scott 1 home run	Home Runs	Nick Guimbarda 2 home runs
Kaiser/Paul 4 walks	Walks	Colton Chapman 4 walks
Alonzo Jones 3 stolen bases	Stolen Bases	Guimbarda/White 1 stolen base
Hickman/Gillis 1 win	Wins	Miles/Spring 1 win
Three players 0.00 ERA	ERA	Hall/Paradis 0.00 ERA
Mason Hickman 5.0 IP	Innings Pitched	Eric Miles 6.1 IP
Mason Hickman 7 strikeouts	Strikeouts	Connor Jahn 8 strikeouts

## STATISTICAL COMPARISON

VANDERBILT	CATEGORY	PRESBYTERIAN
2-1	Record	2-2
.339	Batting Avg.	.277
7.33	Runs/Game	7.75
12.33	Hits/Game	9.75
6	Doubles	8
0	Triples	1
2	Home Runs	3
19	RBI	27
10	Walks	20
5-5	SB-ATT	2-3
2.33	ERA	4.25
0	Shutouts Thrown	0
35	Strikeouts	37
.194	Opp. Batting Avg.	.295
.991	Fielding Pct.	.972

## INSIDE THE MATCHUP VS. PRESBYTERIAN

- ★ Vanderbilt and Presbyterian meet for the second time in the history of the two programs on Tuesday.
- ★ The Dores defeated the Blue Hose, 5-2, on May 8, 2013 at Hawkins Field in the lone matchup. Six different Commodore pitchers limited Presbyterian to three hits in the victory. Offensively, four players recorded two hits on the night.
- ★ Vandy 16th-year head coach **Tim Corbin** served as head coach for Presbyterian for six season between 1988-93. There, he restarted a baseball program that had been dormant for several years. He directed the Blue Hose from NAIA to Division II status and had a 106-138 overall record. Along the way, Presbyterian made three consecutive appearances in the South Atlantic playoffs (1991-93), and Corbin earned South Atlantic Coach of the Year honors in 1990.
- ★ Vandy is undefeated all-time against Big South opponents and has posted an 8-0 record against the league. The Dores are 3-0 against Radford, 1-0 vs. Presbyterian, 1-0 vs. Campbell and 3-0 vs. Winthrop. The last matchup against a conference member saw Vandy thump Radford, 12-0, on March 9, 2016 at Hawkins Field.
- ★ Vandy is scheduled to play four games this season against opponents from the state of South Carolina. In addition to Presbyterian (Clinton, S.C.), the Dores host South Carolina for three games (April 27-29).

## NATION'S TOP FRESHMAN CLASS SHINES ON OPENING WEEKEND

- ★ Vanderbilt's freshman class was named tops in the country by Baseball America last November.
- ★ On Opening Weekend against Duke, four players made starts and a total of nine earned appearances. The unit combined to hit .372 (16-for-43) with seven runs and nine RBIs while posting a 2.00 ERA in nine innings pitched.
- ★ D1Baseball.com's list of 30 impact freshmen entering 2018 includes Vandy's **Jake Eder** (No. 16), **Jayson Gonzalez** (No. 18), **Philip Clarke** (No. 19) and **Pat DeMarco** (No. 25). With four players on the list, the Dores trail only Florida (5).
- ★ Here is a look at some of the standout freshmen performances over the weekend vs. Duke:

PLAYER	AVG.	GP-GS	AB	R	H	2B	HR	RBI	TB
Pat DeMarco	.615	3-3	13	5	8	1	0	1	9
Philip Clarke	.308	3-1	13	0	4	0	0	6	4
Jayson Gonzalez	.273	3-3	11	0	3	0	0	1	3
Austin Martin	.200	2-1	5	2	1	0	1	1	4

PITCHER	ERA	W-L	APP	IP	H	ER	BB	K	B/AVG.
Mason Hickman	0.00	1-0	1	5.0	3	0	2	7	.188
Aaron Brown	0.00	0-0	1	1.0	1	0	0	1	.250

## VANDERBILT RE-VU

- ★ No. 14 Vanderbilt opened the 2018 season by taking two-of-three against No. 25 Duke over the weekend at The Hawk.
- ★ The Commodores produced the most hits on Opening Day since 2004, cranking out 15 as part of a 9-1 victory.
- ★ After falling 5-4 in the middle game, Vandy answered the bell in the finale, thumping the Blue Devils, 9-1, backed by a five-run sixth inning. The Dores collected 13 hits from eight different players.

## GOLDEN BOYS

- ★ For a fourth-straight year, multiple Vandy players have been named to the Golden Spikes Award Preseason Watch List.
- ★ **Julian Infante** and **Patrick Raby** are among those featured. The award was first presented in 1978 and is given to an amateur player who best exhibits and combines "exceptional on-field ability and exemplary sportsmanship." The award is considered the most prestigious in amateur baseball.
- ★ Five Commodores have been named finalists for the Golden Spikes Award -- all coming since the 2007 season -- including **David Price**, who took home the honor in 2007. Other finalists include **Pedro Alvarez** (2007), **Tyler Beede** (2013), **Carson Fulmer** (2015) and **Dansby Swanson** (2015).

## THE DORES ARE DEALIN'

- ★ Over the last four seasons (2014-17), Vanderbilt's pitching staff has led the Southeastern Conference and was tied for seventh nationally with a 3.15 ERA. During that stretch, the Commodores have sent two teams to the College World Series finals and another to the NCAA Super Regionals.
- ★ Vanderbilt finished ninth in 2015 (2.84 ERA) as well as 25th in 2014 (2.90 ERA) and 2016 (3.25 ERA). The Dores were 34th nationally a season ago (3.71 ERA) but return several key pieces on the mound for 2018 including starters **Patrick Raby** (10-4, 2.73 ERA), **Drake Fellows** (3-3, 3.30 ERA) and **Chandler Day** (7-2, 3.78 ERA).

## VANDY PICKED TO FINISH THIRD IN SEC EAST

- ★ After consecutive third-place finishes in the SEC East, Vanderbilt has been picked to finish in the same position according to the league's head coaches.
- ★ Florida was picked as the preseason favorite to win both the East and the SEC with a total of 91 points and 13-of-14 first-place votes. Arkansas was picked to win the West behind 12 first-place votes and a total of 90 points.

EASTERN DIVISION	POINTS	WESTERN DIVISION	POINTS
Florida (13)	91	Arkansas (12)	90
Kentucky (1)	74	Texas A&M (1)	72
<b>Vanderbilt</b>	<b>72</b>	Ole Miss (1)	62
South Carolina	50	LSU	59
Georgia	41	Mississippi State	44
Missouri	32	Auburn	38
Tennessee	25	Alabama	20

**A WORLD SERIES KIND OF FEEL**

- ★ After playing 10-straight at home to begin the season, Vanderbilt heads west for a seven-game road trip including games at Houston's Minute Maid Park and Los Angeles' Dodger Stadium -- the two sites for the 2017 World Series matchup between the Astros and Dodgers.
- ★ The Commodores will take part in the Shriners Hospitals for Children College Classic at Minute Maid from March 2-4. The three-day, six-team tournament features programs against local universities squaring off against the SEC. Vandy will face Sam Houston State (3/2), Louisiana (3/3) and Houston (3/4).
- ★ For the fourth-straight year, the Dorees head to California, this go-around, visiting Long Beach State (3/7), UCLA (3/9) and USC (3/10) before facing off against TCU in the Dodger Stadium College Baseball Classic on March 11.

**FORMER PLAYERS JOIN COBRIN'S STAFF**

- ★ Last September, head coach Tim Corbin and associate head coach Scott Brown welcomed back former players **Mike Baxter** and **David Macias**. Baxter serves as the Dorees' hitting coach and recruiting coordinator while Macias comes on board as Vanderbilt's volunteer assistant coach.
- ★ Baxter joins the Commodores after a 12-year professional career that included playing in the big leagues for four organizations over parts of six seasons. Baxter made his major league debut with the San Diego Padres in 2010, and also played for the New York Mets (2011-13), Los Angeles Dodgers (2014) and Chicago Cubs (2015).
- ★ Macias was previously on Corbin's staff as the team's strength coach in 2014 when the Dorees won the national championship and was the volunteer assistant in 2015 when the Dorees returned to the College World Series finals. Prior to rejoining Corbin's staff, Macias was with the Seattle Mariners organization as a minor league manager.

**D1BASEBALL.COM RECOGNIZES DORES**

- ★ Last September, D1Baseball.com recognized Vanderbilt as the **No. 2 program nationally** in the publication's bi-annual top-100 rankings. The list is designed to assess the overall health of programs in the current era with the ultimate goal of identifying "the programs in the best shape right now, with an eye toward the next five to 10 years."
- ★ Below is a list of where Vandy players rank among the publication's top SEC prospects for the 2018 and 2019 MLB Draft.

**TOP SEC PROSPECTS, 2018 DRAFT**

Ranking	Player	Position
#23	Reid Schaller	RHP
#31	Connor Kaiser	SS
#34	Patrick Raby	RHP
#35	Ethan Paul	2B
#41	Chandler Day	RHP
#50	Julian Infante	1B

**TOP SEC PROSPECTS, 2019 DRAFT**

Ranking	Player	Position
#9	Jackson Gillis	LHP
#15	Drake Fellows	RHP
#16	Zach King	LHP
#20	JJ Bleday	OF
#35	Pat DeMarco	OF
#36	Philip Clarke	C

**CORBIN NEARING ALL-TIME WINNINGEST MARK**

- ★ Head coach **Tim Corbin** enters 2018 just eight victories shy of becoming Vanderbilt's all-time winningest coach. The 16th-year head coach, who owns a 648-316-1 record, trails only Roy Mewbourne, who racked up 655 wins between 1979-2002. Here is a look back at some of Corbin's milestone victories:

Win #	Score	Location	Date
1	Vanderbilt 4, The Citadel 3	Charleston, S.C.	2/15/03
27^	Vanderbilt 6, Tennessee 5	Nashville, Tenn.	5/18/03
100	Vanderbilt 14, Jacksonville State 5	Nashville, Tenn.	3/29/05
198#	Vanderbilt 4, LSU 1	Nashville, Tenn.	5/17/07
200	Vanderbilt 4, Miami (OH) 3	Tempe, Ariz.	2/24/08
300	Vanderbilt 7, Florida 0	Gainesville, Fla.	4/4/10
400	Vanderbilt 3, Louisville 2	Nashville, Tenn.	5/8/12
459	Vanderbilt 14, Alabama 10	Nashville, Tenn.	5/18/13
500	Vanderbilt 3, Missouri 1	Columbia, Mo.	5/3/14
516\$	Vanderbilt 3, Virginia 2	Omaha, Neb.	6/25/14
600	Vanderbilt 10, Georgia 3	Nashville, Tenn.	4/30/16

^ Vanderbilt clinches sweep vs. Tennessee, first trip to the SEC Tournament since 1996 with walk-off home run

# Vanderbilt claims first ever Southeastern Conference regular-season championship

% Vanderbilt sets SEC record with 26th league victory, breaking South Carolina's mark of 25 set in 2000

\$ Vanderbilt captures first College World Series title in winner-take-all victory against Virginia

**THE SEC: IT JUST MEANS MORE**

- ★ The Southeastern Conference has sent 58 teams to the College World Series since 1990 with Vanderbilt doing its part to represent the league in 2011, 2014 and 2015. The league has now appeared in the College World Series in 32 of the last 33 years including appearances by 18 teams in the last seven years.
- ★ In 2017, the SEC tied its own national record with six teams competing in the NCAA Super Regionals. The Commodores were among the field as part of the NCAA Corvallis Super Regional.
- ★ Total home attendance for all 14 SEC teams passed the two million mark for the seventh consecutive season a year ago while total attendance for the 2017 SEC Tournament was 127,479.
- ★ A total of 11 SEC student-athletes were selected on the first day of the 2017 Major League Baseball Draft including Vandy right-handed pitcher Kyle Wright (1st round/5th overall) and outfielder Jeren Kendall (1st round/23rd overall).

**2018 SEC STANDINGS**

SEC - EAST	SEC	PCT.	GB	ALL	PCT.
Kentucky	0-0	.000	--	4-0	1.000
Florida	0-0	.000	--	3-0	1.000
<b>Vanderbilt</b>	<b>0-0</b>	<b>.000</b>	<b>--</b>	<b>2-1</b>	<b>.666</b>
Missouri	0-0	.000	--	2-1	.666
Georgia	0-0	.000	--	2-1	.666
South Carolina	0-0	.000	--	2-1	.666
Tennessee	0-0	.000	--	1-2	.333

SEC - WEST	SEC	PCT.	GB	ALL	PCT.
Alabama	0-0	.000	--	3-0	1.000
Arkansas	0-0	.000	--	3-0	1.000
Auburn	0-0	.000	--	3-0	1.000
Ole Miss	0-0	.000	--	3-0	1.000
Texas A&M	0-0	.000	--	3-0	1.000
LSU	0-0	.000	--	1-2	.333
Mississippi State	0-0	.000	--	0-3	.000

**SEC MIDWEEK SCHEDULE**

(ALL TIME CENTRAL)

**TUESDAY, FEBRUARY 20**

Lipscomb at Tennessee	2:30 PM
Middle Tennessee at Alabama	3:00 PM
North Florida at South Carolina	3:00 PM
Georgia State at Auburn	4:00 PM
Memphis at Ole Miss	4:00 PM
Presbyterian at Vanderbilt	4:00 PM
FAU at Florida	5:00 PM
Xavier at Kentucky	5:00 PM
Stephen F. Austin at Texas A&M	6:30 PM

**WEDNESDAY, FEBRUARY 21**

Xavier at Kentucky	3:00 PM
Winthrop at South Carolina	3:00 PM
Georgia at Kennesaw State	4:00 PM
Presbyterian at Vanderbilt	4:00 PM
Troy at Auburn	4:00 PM
Missouri at Miami (FL)	5:00 PM
Bethune-Cookman at Florida	5:00 PM
Mississippi State at Jackson State	6:00 PM
New Orleans at LSU	6:30 PM
Arkansas at Arizona	9:00 PM

## 2018 QUICK FACTS

## GENERAL

Location \_\_\_\_\_ Nashville, Tenn.  
 Founded \_\_\_\_\_ 1873  
 Enrollment \_\_\_\_\_ 6,871  
 Nickname \_\_\_\_\_ Commodores  
 Colors \_\_\_\_\_ Black and Gold  
 Affiliation \_\_\_\_\_ NCAA Division I  
 Conference \_\_\_\_\_ Southeastern  
 Athletic Ticket Office \_\_\_\_\_ 615.322.3544  
 Chancellor \_\_\_\_\_ Nicholas S. Zeppos  
 Director of Athletics \_\_\_\_\_ David Williams II

## TEAM INFORMATION

2017 Overall Record \_\_\_\_\_ 36-25-1  
 \_\_\_\_\_ Home: 21-11-1 Away: 10-12 Neutral: 5-2  
 SEC Record \_\_\_\_\_ 15-13-1  
 \_\_\_\_\_ Home: 8-5-1 Away: 7-8  
 Conference Finish \_\_\_\_\_ 3rd East, 6th Overall  
 Postseason \_\_\_\_\_ NCAA Corvallis Super Regional  
 Final Ranking: \_\_\_\_\_ 5 Polls 15 (CB), 15 (NCBWA),  
 \_\_\_\_\_ 16 (USA), 18 (BA), 19 (D1)  
 Returning Letterwinners \_\_\_\_\_ 18  
 Positional Starters Returning \_\_\_\_\_ 5  
 Starting Pitchers Returning \_\_\_\_\_ 3  
 Other Pitchers Returning \_\_\_\_\_ 5  
 Lettermen Lost \_\_\_\_\_ 12  
 \_\_\_\_\_ Professional Baseball \_\_\_\_\_ 8  
 Newcomers \_\_\_\_\_ 16

## COACHING STAFF

Head Coach \_\_\_\_\_ Tim Corbin  
 Alma Mater \_\_\_\_\_ Ohio Wesleyan, 1984  
 Career Record \_\_\_\_\_ 754-454-1 (.624/21st year)  
 Record at Vanderbilt \_\_\_\_\_ 648-316-1 (.672/16th year)  
 Assoc. Head Coach \_\_\_\_\_ Scott Brown  
 Alma Mater \_\_\_\_\_ SUNY-Cortland, 1999  
 Assistant Coach \_\_\_\_\_ Mike Baxter  
 Alma Mater \_\_\_\_\_ Vanderbilt, 2005  
 Volunteer Assistant Coach \_\_\_\_\_ David Macias  
 Alma Mater \_\_\_\_\_ Vanderbilt, 2008

## HISTORY

All-Time Record \_\_\_\_\_ 2,264-1,728-33 (120th year)  
 All-Time SEC Record \_\_\_\_\_ 693-900-10 (71st year)  
 SEC Titles \_\_\_\_\_ 6 (1973, '74, '80, '07, '11, '13)  
 SEC Tournament Titles \_\_\_\_\_ 4 (1973, '74, '80, '07)  
 All-time SEC Tournament Record \_\_\_\_\_ 47-36  
 NCAA Tournament Appearances \_\_\_\_\_ 16  
 \_\_\_\_\_ (1973, '74 '80, '04, '06, '07, '08,  
 \_\_\_\_\_ '09, '10, '11, '12, '13, '14, '15, '16, '17)  
 All-time NCAA Tournament Record \_\_\_\_\_ 54-36  
 NCAA Super Regional Appearances \_\_\_\_\_ 7  
 \_\_\_\_\_ (2004, '10, '11, '13, '14, '15, '17)  
 College World Series Appearances \_\_\_\_\_ 3  
 \_\_\_\_\_ (2011, '14, '15)  
 National Champions \_\_\_\_\_ 1 (2014)

## MLB SPRING TRAINING ON DECK

★ With pitchers and catchers reporting this week to MLB spring training in Arizona and Florida, Vanderbilt is expected to once again have a major presence across the big leagues. In total, 15 former Vandy players have received spring training invites including the 11 below who made big-league appearances a season ago.

NAME (YEARS AT VU)	MLB TEAM	TIDBT
Pedro Alvarez (2006-08)	Baltimore Orioles	2013 National League All-Star
Walker Buehler (2013-15)	Los Angeles Dodgers	LAD top prospect, called up on Sept. 6, 2017
Ryan Flaherty (2006-08)	Philadelphia Phillies	Signed by PHI this month after six years with Orioles
Sonny Gray (2009-11)	New York Yankees	Made two postseason starts for NYY in 2017
Tony Kemp (2011-13)	Houston Astros	Member of 40-man roster for World Series champions
Mike Minor (2007-09)	Texas Rangers	Signed 3-year, \$28 million deal in offseason
David Price (2005-07)	Boston Red Sox	2012 American League Cy Young Award winner
Dansby Swanson (2013-15)	Atlanta Braves	2017 with Braves: .232, 59 runs, 51 RBIs, 6 HR
Drew VerHagen (2012)	Detroit Tigers	0-3 with 5.77 ERA in 24 appearances in 2017 with DET
Carson Fulmer (2013-15)	Chicago White Sox	3-1, 3.86 ERA after being recalled on Sept. 1, 2017
Jared Miller (2012-14)	Arizona Diamondbacks	Contract selected from Reno Aces on Nov. 20, 2017

## DORES IN THE PRO NOTES

- ★ At least one Dore has been drafted every year since 1991 with a total of 100 players signing professional contracts.
- ★ Vanderbilt is one of only two universities in the nation to produce multiple No. 1 picks with David Price (2007) and Dansby Swanson (2015), joining Arizona State (Rick Monday - 1965, Floyd Bannister - 1968, Bob Horner - 1978).
- ★ Under Corbin, Vanderbilt pro alums have earned **over \$62 million dollars** in signing bonuses.
- ★ Since head coach **Tim Corbin** arrived in 2003, every Vanderbilt starting catcher has been selected in the MLB Draft.
- ★ The Dore have had at least one MLB first round selection on the mound every year in the Tim Corbin era.
- ★ Eighty-nine pitchers have been selected in the MLB Draft, including 55 during the **Tim Corbin** era (since 2003).

## HONORING NO. 41 DONNY EVERETT

- ★ Vanderbilt continues to honor the memory of **Donny Everett**, who tragically passed away in a drowning accident the day before the Commodores opened the 2016 NCAA Nashville Regional.
- ★ The Donny Everett Scholarship was established during the 2016 school year. Everett's memory lives on with the display of No. 41 on the field and with the No. 41 flag among the major league players in right field.
- ★ Everett was the 2015 Tennessee Gatorade Player of the Year and one of the highest-rated players in the nation to attend college. He turned down the Milwaukee Brewers as a 29th round draft pick to join Vanderbilt.

## TOUGH TESTS ABUNDANT IN 2018

- ★ Vanderbilt plays 12 teams that reached the 2017 NCAA Tournament for a total of 22 games, including Auburn (3), Florida (3), Houston, Kentucky (3), LSU (3), Long Beach State, Louisville, Mississippi State (3), Sam Houston State, TCU, Tennessee Tech and UCLA. Of the 12 teams, eight reached the NCAA Super Regionals.
- ★ The schedule also includes 18 games against squads that racked up 40-plus victories a season ago:

2018 Opponent	'17 Record	NCAA Round
Florida (3)	52-19	CWS Champions
Houston (1)	42-21	Regional
Kentucky (3)	43-23	Super Regional
Long Beach State (1)	42-20-1	Super Regional
Louisville (1)	53-12	CWS
LSU (3)	52-20	CWS Finals
Mississippi State (3)	40-27	Super Regional
Sam Houston State (1)	44-23	Super Regional
TCU (1)	50-18	CWS
Tennessee Tech (1)	41-21	Regional

## VANDY SLATED FOR 12 NATIONAL TV APPEARANCES

- ★ Vanderbilt will not be hard to find this season as the Commodores will be televised nationally 11 times on the ESPN family of networks and once on the PAC-12 Network. Another 28 matchups will be streamed via the SEC Network+.

March 10	at USC	6 p.m.	PAC-12N
March 16	at Mississippi State	6 p.m.	SECN
March 23	LSU	8 p.m.	ESPNU
March 24	LSU	7:30 p.m.	ESPNU
March 25	LSU	12 p.m.	ESPN2
March 31	at Florida	11 a.m.	ESPNU
April 1	at Florida	11 a.m.	SECN
April 5	Georgia	6 p.m.	ESPNU
April 15	Ole Miss	4 p.m.	ESPNU
April 19	at Missouri	7 p.m.	ESPNU
May 1	Louisville	6 p.m.	SECN
May 13	at Tennessee	11 a.m.	SECN



## TUESDAY PROBABLE STARTER



## #42 MADDUX CONGER

★ Junior ★ RHP ★ 6-3 ★ 200

★ Stephenville, Texas ★ Stephenville HS

★ **LAST START:** March 7, 2017 vs. Central Arkansas - ND, 4.2 IP, 5 H, 3 R, 3 ER, 5 BB, 2 K★ **2017 SEASON:** 2-1, 4.96 ERA, 15 APP, 3 GS, 0 SV, 32.2 IP, 35 H, 20 R, 18 ER, 17 BB, 28 K★ **CAREER:** 2-1, 3.89 ERA, 24 APP, 3 GS, 0 CG, 0 SV, 44.0 IP, 40 H, 23 R, 19 ER, 24 BB, 40 K

## THOUGHTS FROM HEAD COACH TIM CORBIN

"Although Maddux didn't throw off the mound this fall, I thought he did some things away from the mound that will push him towards the pitcher he wants to be. He is a very prideful and competitive young man who thrives in the team environment. I believe that he will have a very important role on our pitching staff. Maddux has done a good job in the strength and conditioning area as well. I really look forward to watching his progress this year."

## TODAY'S START:

... is making fourth career start and first since March 7, 2017

... is seeking his third career victory and second as a starter

... is making his 25th career appearance overall for the Commodores

## 2017 AT A GLANCE


... posted a 2-1 record with a 4.96 ERA in 15 appearances and three starts  
 ... all three starts came during first four appearances of the season  
 ... in three appearances during February, struck out 14 hitters in 11.1 innings  
 ... made nine non-conference appearances, posting a 4.70 ERA  
 ... pitched 23 innings in non-conference, fanning 22 hitters in those games  
 ... in three starts, went 1-0 with a 6.23 ERA while fanning 11 in 13 innings

## 2016 AT A GLANCE

... pitched in relief during nine games, allowing three runs in 11.1 innings  
 ... turned in a perfect inning of relief vs. Ole Miss in the SEC Tournament  
 ... made collegiate debut vs. San Diego, tossing a perfect inning of relief

## STEPHENVILLE HIGH SCHOOL

... named a Perfect Game All-American in 2015  
 ... helped lead team to state playoffs all three years  
 ... named to the All-District Academic team all three years  
 ... tagged as the District's Most Valuable Pitcher and All-District as a senior



## CAREER HIGHS

Innings Pitched \_\_\_\_\_ 4.2, vs. Central Arkansas (3/17/17)  
 Hits: \_\_\_\_\_ 7, vs. Southeastern La. (2/28/17)  
 Strikeouts: \_\_\_\_\_ 6, vs. Evansville (2/22/17)  
 Walks: \_\_\_\_\_ 5, vs. Central Arkansas (3/17/17)  
 Runs: \_\_\_\_\_ 5, vs. Southeastern La. (2/28/17)  
 Earned Runs: \_\_\_\_\_ 5, vs. Southeastern La. (2/28/17)  
 Home Runs: \_\_\_\_\_ 2, at Arkansas (5/14/17)  
 Pitches: \_\_\_\_\_ 71, vs. Evansville (2/22/17)

## SEASON HIGHS

Innings Pitched \_\_\_\_\_  
 Hits: \_\_\_\_\_  
 Strikeouts: \_\_\_\_\_  
 Walks: \_\_\_\_\_  
 Runs: \_\_\_\_\_  
 Earned Runs: \_\_\_\_\_  
 Home Runs: \_\_\_\_\_  
 Pitches: \_\_\_\_\_

## CAREER STATS

YEAR	ERA	W-L	APP	GS	CG	SHO	SV	IP	H	R	ER	BB	SO	2B	3B	HR	BF	BAvg	WP	HBP	BK	SFA	SHA
2016	0.79	0-0	9	0	0	0	0	11.1	5	3	1	7	12	0	0	0	46	.135	2	2	0	0	0
2017	4.96	2-1	15	3	0	0	0	32.2	35	20	18	17	28	8	0	5	149	.282	2	4	0	2	2
<b>TOTAL</b>	<b>3.89</b>	<b>2-1</b>	<b>24</b>	<b>3</b>	<b>0</b>	<b>0</b>	<b>0</b>	<b>44.0</b>	<b>40</b>	<b>23</b>	<b>19</b>	<b>24</b>	<b>40</b>	<b>8</b>	<b>0</b>	<b>5</b>	<b>195</b>	<b>.248</b>	<b>4</b>	<b>6</b>	<b>0</b>	<b>2</b>	<b>2</b>

## 2017 GAME-BY-GAME STATS

Date	OPPONENT	GS	IP	H	R	ER	BB	SO	2B	3B	HR	WP	BK	HBP	IBB	Final	W-L	SV	ERA	NP
Feb 16	San Diego		3.0	1	0	0	0	5	0	0	0	0	0	0	0	2-3	0-0	0	0.00	34
Feb 22	EVANSVILLE	*	4.1	6	1	1	1	6	2	0	0	0	0	0	0	7-4	1-0	0	1.23	71
Feb 28	SOUTHEASTERN LA.	*	4.0	7	5	5	2	3	2	0	1	0	0	0	0	9-6	1-0	0	4.76	80
Mar 07	CENTRAL ARKANSAS	*	4.2	5	3	3	5	2	2	0	0	1	0	0	0	10-5	1-0	0	5.06	78
Apr 02	Kentucky		1.1	1	2	2	1	2	0	0	1	0	0	1	0	6-4	2-0	0	5.71	22
Apr 08	South Carolina		3.0	0	0	0	1	0	0	0	0	0	0	1	0	1-6	2-0	0	4.87	38
Apr 15	FLORIDA		0.1	0	0	0	0	1	0	0	0	0	0	0	0	8-20	2-0	0	4.79	5
Apr 18	Middle Tennessee		1.0	1	0	0	0	1	0	0	0	0	0	1	0	21-2	2-0	0	4.57	17
May 02	AUSTIN PEAY		2.0	3	1	1	1	1	0	0	1	0	0	0	0	8-4	2-0	0	4.56	25
May 06	MISSOURI		2.1	2	1	1	0	1	1	0	0	0	0	1	0	1-2	2-1	0	4.50	24
May 09	Louisville		2.0	3	2	0	0	2	0	0	0	1	0	0	0	2-6	2-1	0	4.18	39
May 14	Arkansas		2.1	5	3	3	2	2	0	0	2	0	0	0	0	1-7	2-1	0	4.75	40
May 20	ALABAMA		0.1	0	0	0	1	0	0	0	0	0	0	0	0	3-3	2-1	0	4.70	8
Jun 04	Clemson		1.0	1	2	2	2	1	1	0	0	0	0	0	0	0-6	2-1	0	5.12	30
Jun 10	Oregon State		1.0	0	0	0	1	1	0	0	0	0	0	0	0	2-9	2-1	0	4.96	12

**DORES RANKED TOP-10 PRESEASON ONCE AGAIN**

- ★ For an eighth-straight season, Vanderbilt is situated in the Top 10 rankings during the preseason. The Commodores are ranked as high as No. 6 by Collegiate Baseball and are No. 10 according to the USA Today Coaches Poll.
- ★ The preseason rankings follow the Commodores' fourth NCAA Super Regional appearance in five seasons a year ago. Vandy concluded 2017 ranked as high as No. 15 per Collegiate Baseball Newspaper and the NCBWA.

**WHAT'S BACK IN 2018: OFFENSE**

- ★ The Dorens bring back five position players who started at least 50 percent of the games (31 of 62) for last season's NCAA Super Regional team — **Julian Infante** (62), **JJ Bleday** (48), **Ethan Paul** (52), **Connor Kaiser** (59) and **Stephen Scott** (31). Players **Harrison Ray** (17) and **Alonzo Jones** (25) started at least 10.

Category	'18 Ret.	'17 Total	Pct. Back
Runs Batted In	176	379	46.4%
Doubles	60	114	52.6%
Triples	6	17	35.2%
Home Runs	22	51	43.1%
Hits	299	599	49.9%
At Bats	1158	2141	54.0%
Runs	213	409	52.0%
Stolen bases	17	54	31.4%

**WHAT'S BACK IN 2018: PITCHING**

- ★ The Commodores bring back seven pitchers with experience from last season. Four pitchers logged starts on the mound in 2017 — **Patrick Raby** (16), **Drake Fellows** (10), **Chandler Day** (12) and **Maddux Conger** (3)

Category	'18 Ret.	'17 Total	Pct. Back
Appearances	116	213	54.4%
Victories	25	36	69.4%
Starts	41	62	66.1%
Strikeouts	307	544	56.4%
Innings Pitched	326.1	558.2	58.4%
Saves	1	12	8.3%

**VANDERBILT IN NATIONAL RANKINGS**

DATE	BA	NCBWA	CB	USA	D1	PG
PS	18	15	6	10	14	NR
Feb. 19	18	11	6	10	13	23
Feb. 26						
Mar. 5						
Mar. 12						
Mar. 19						
Mar. 26						
Apr. 2						
Apr. 9						
Apr. 16						
Apr. 23						
Apr. 30						
May 7						
May 14						

**NATIONAL POLLS**

BA	Baseball America
CB	Collegiate Baseball
NCBWA	National Collegiate Baseball Writers Association
USA	USA Today Coaches
PG	Perfect Game
D1	D1Baseball.com

**HIGHEST RANKING THIS SEASON**

Poll	Date	Ranking
Collegiate Baseball	PS/Feb. 19	6

**NATIONAL RANKINGS**

BASEBALL AMERICA (Feb. 19)	COLLEGIATE BASEBALL (Feb. 19)	NCBWA (Feb. 19)	USA TODAY COACHES (Preseason)	PERFECT GAME (Feb. 19)	D1BASEBALL (Feb. 19)
1. Florida	1. Florida	1. Florida	1. Florida	1. Florida	1. Florida
2. Oregon State	2. Oregon State	2. Oregon State	2. Oregon State	2. Oregon State	2. Oregon State
3. Florida State	3. Arkansas	3. Texas Tech	3. Texas Tech	3. TCU	3. Texas Tech
4. Arkansas	4. Florida State	4. Arkansas	4. TCU	4. Texas Tech	4. Arkansas
5. Texas Tech	5. Texas Tech	5. Florida State	5. Florida State	5. Florida State	5. Florida State
6. North Carolina	<b>6. Vanderbilt</b>	6. Kentucky	6. Arkansas	6. Arkansas	6. North Carolina
7. TCU	7. North Carolina	7. TCU	7. North Carolina	7. North Carolina	7. TCU
8. Kentucky	8. Kentucky	8. North Carolina	8. Kentucky	8. Kentucky	8. Kentucky
9. Stanford	9. TCU	9. Stanford	9. LSU	9. Miami (FL)	9. Ole Miss
10. Texas A&M	10. Dallas Baptist	10. Texas A&M	<b>10. Vanderbilt</b>	10. Stanford	10. Texas A&M
11. Clemson	11. UCLA	<b>11. Vanderbilt</b>	11. Texas A&M	11. Ole Miss	11. UCLA
12. UCLA	12. Clemson	12. UCLA	11. Cal State Fullerton	12. NC State	12. Stanford
13. Cal State Fullerton	13. Southern Miss.	13. Louisville	13. Louisville	13. Louisville	<b>13. Vanderbilt</b>
14. Texas	14. Stanford	14. Ole Miss	14. UCLA	14. Texas A&M	14. Louisville
15. Virginia	15. LSU	15. Southern Miss	15. Mississippi State	15. UCLA	15. Southern Miss
16. Ole Miss	16. Virginia	16. Clemson	16. Stanford	16. LSU	16. Dallas Baptist
17. Southern Miss	17. South Alabama	17. Virginia	17. Dallas Baptist	17. Indiana	17. Virginia
<b>18. Vanderbilt</b>	18. Louisville	18. Dallas Baptist	18. Virginia	18. Southern Miss	18. South Alabama
19. Louisville	19. Texas	19. Texas	19. Mississippi	19. Houston	19. Texas
20. Indiana	20. Louisiana	20. South Alabama	20. Texas	20. Sam Houston State	20. Indiana
21. South Alabama	21. South Carolina	21. LSU	21. Clemson	21. Texas	21. Mississippi State
22. LSU	22. Miami (FL)	22. Cal State Fullerton	22. Houston	22. Clemson	22. Cal State Fullerton
23. St. John's	23. Missouri State	23. Indiana	23. South Alabama	<b>23. Vanderbilt</b>	23. LSU
24. UCF	24. NC State	24. Houston	24. Miami	24. Oklahoma	24. Houston
25. Connecticut	25. Texas A&M	25. Mississippi State	25. North Carolina State	25. Duke	25. Clemson
	26. Auburn	26. Arizona			
	27. Arizona	27. St. John's			
	28. Stetson	28. Miami (FL)			
	29. Mississippi	29. NC State			
	30. Notre Dame	30. Oregon			





## HAWKINS FIELD

### TOP-10 ATTENDANCE MARKS - SINGLE GAME

	Attendance	Opponent	Date
1.	3,700	Tennessee	May 16, 2009
		Tennessee	May 15, 2009
		Florida	April 4, 2009
4.	3,693	Arkansas	May 22, 2010
5.	3,645	Tennessee	April 29, 2011
6.	3,626	24 games - most recent listed	
		Florida	April 15, 2017
		Florida	April 14, 2017
		Auburn	May 21, 2016
		Kentucky	April 17, 2016
		Kentucky	April 16, 2016
		South Carolina	April 2, 2016

### TOP 3-GAME SERIES ATTENDANCE

	Attendance	Opponent	Dates
1.	10,878	Florida	May 7-9, 2015
		Stanford*	June 6-8, 2014
3.	10,661	Tennessee	March 27-29, 2015
4.	10,640	Kentucky	April 15-17, 2016
5.	10,636	South Carolina	March 31-April 2, 2016
6.	10,582	Mississippi State	March 18-20, 2016
7.	10,528	Georgia	April 29-May 1, 2016
8.	10,400	Florida	April 13-15, 2017
9.	10,338	Tennessee	May 14-16, 2009
10.	10,277	Ole Miss	April 9-11, 2015

^ - NCAA Regional \* - NCAA Super Regional

### HAWKINS FIELD FACTS

- ★ Officially dedicated April 27, 2002
- ★ Capacity (3,626) – 2,200 chairback seats; 1,426 bleacher seats
- ★ Dimensions: LF-310; CF-400; RF-330; Alleys-375
- ★ Since 2007 Vanderbilt is 307-90-1 (.772) at Hawkins Field.
- ★ There have been 110 total sellouts in the stadium's history.
- ★ .735 all-time VU winning percentage (415-149-1) at The Hawk.

### YEARLY ATTENDANCE - NCAA RANKINGS

YEAR	DATES	TOTAL	RANK	AVERAGE
2014	40	112,426	23rd	2,811
2015	32	91,144	21st	2,848
2016	36	110,239	17th	3,062
2017	33	92,286	24th	2,797

### MISCELLANEOUS RECORDS

- ★ Most Wins in a Season \_\_\_\_\_ 34 (2007, 2013)
- ★ Longest Win Streak \_\_\_\_\_ 15 games (2/18-3/16/07)
- ★ Longest Game (Time) \_\_\_\_\_ 5:33 vs. Louisville (5/11/10)
- ★ Longest Game (Innings) \_\_\_\_\_ 17.0 vs. Louisville (5/11/10)

### A BRIEF RUN DOWN: HAWKINS FIELD

Hawkins Field serves as the home of the Vanderbilt Commodores and with recently completed facilities it stands as one of the top college baseball parks in the country. Now in its 16th season of existence, greets fans with chairback seats close to the field of play with bleacher seating in the outfield.

Nestled alongside Vanderbilt Stadium and Memorial Gymnasium on the west end of campus, the ballpark was constructed as the Commodores' first baseball-only facility in school history. It was built near the exact location of McGugin Field, which served as baseball's home field for 76 years and part-time football practice field.





## THE TIM CORBIN FILE

## Personal

Tim Carter Corbin

\_\_\_\_ Born: Aug. 5, 1961, at Wolfeboro, N.H.

\_\_\_\_ Hometown: Wolfeboro, N.H.

\_\_\_\_ Family: Maggie (wife), daughters Molly and Hannah

## Education

Ohio Wesleyan

\_\_\_\_ Master of Arts in Athletic Administration, 1986

\_\_\_\_ Bachelor of Arts in Physical Education, 1984

## Playing Experience

Ohio Wesleyan

\_\_\_\_ Four-year letterman as an infielder and catcher

## Coaching Experience

Vanderbilt Commodores

Head Coach (2003-present)

\_\_\_\_ 648-316-1 record (.671)

\_\_\_\_ Highest winning % all-time among VU coaches

\_\_\_\_ 10 wins shy of becoming program's all-time leader

\_\_\_\_ 2014 College World Series Champions

\_\_\_\_ 2014 national coach of the year

\_\_\_\_ 2015 College World Series Runner-Up

\_\_\_\_ Three CWS Appearances (2011, 2014, 2015)

\_\_\_\_ 12-Straight NCAA Tournament appearances

\_\_\_\_ Record-setting 26 SEC wins in 2013

\_\_\_\_ 55 pitchers taken in MLB Draft during Corbin era

\_\_\_\_ 15 First-Round MLB Draft picks in Corbin era

\_\_\_\_ D1Baseball.com's No. 1 program in 2015

\_\_\_\_ D1Baseball.com's No. 2 program in 2017

\_\_\_\_ 2007 SEC regular season and tournament champs

\_\_\_\_ Three SEC regular season titles (2007, 2011, 2013)

## Clemson Tigers

Associate Head Coach (2001-02)

Assistant Head Coach (1998-01)

Assistant Coach (1994-98)

\_\_\_\_ Fourth-winningest program nationally from 1994-02

\_\_\_\_ Nine NCAA Tournament appearances

\_\_\_\_ Four CWS appearances (1995, 1996, 2000, 2002)

\_\_\_\_ Recruited nine-straight top-25 Classes

\_\_\_\_ 20 players earned All-America status

## Presbyterian Blue Hose

Head Coach (1988-93)

\_\_\_\_ Led restart of dormant program

\_\_\_\_ Led transition from NAIA to NCAA Division II

\_\_\_\_ 106-138 overall record

## Wofford

Assistant Coach (1987)

## Ohio State Buckeyes

Graduate Assistant Coach (1985-86)



In 15 seasons at Vanderbilt, Tim Corbin has transformed Vanderbilt into one of the national powers of college baseball and taken the program to unprecedented success winning the school's first-ever men's national title in 2014.

Corbin's overall record of 648-316-1 (.672) is second-best in terms of wins at Vanderbilt, and first in terms of win percentage for coaches with 100 games or more.

Under Corbin, Vanderbilt boasts the Southeastern Conference's longest streak of consecutive NCAA Tournament appearances at 12. The Commodores have advanced to a Super Regional in four of the last five years.

In 2015, Vanderbilt returned to the College World Series for the third time in five years with team's fourth 50-win season in the last four making it back to the CWS Finals before losing in three games to Virginia. The Commodores captured the SEC East with a 20-10 mark.

The 2014 Commodores topped Virginia in the College World Series finals in three games to claim the title in just the Commodores' second trip to Omaha. For the third time in four years Vandy hosted NCAA Regionals and Super Regionals, topping Oregon in the Regional final and Stanford in the Super Regionals.

Vanderbilt's 2013 team was one for the ages as the Commodores matched the school record with a 54-12 record and smashed the SEC record with a 26-3 mark to win the league title.

Year	Overall	Conf.	Place	Home	Road	Neutral	SEC Tourn	NCAA
2003	27-28	14-16	T-6th	19-10	6-14	2-4	0-2	--
2004	45-19	16-14	7th	28-5	11-11	6-3	3-1	3-2
2005	34-21	13-17	8th	23-12	11-9	0-0	--	--
2006	38-27	16-14	6th	23-12	10-11	5-4	3-2	2-2
2007	54-13	22-8	1st	34-4	12-8	8-1	5-1	3-2
2008	41-22	15-14	T-4th	22-9	12-9	7-4	3-2	1-2
2009	37-27	12-17	8th	22-11	10-14	5-3	3-1	3-2
2010	46-20	16-12	5th	27-6	13-11	6-3	1-2	5-3
2011	54-12	22-8	T-1st	33-4	16-5	5-3	3-1	7-2
2012	35-28	16-14	T-5th	22-12	7-13	6-3	5-1	2-2
2013	54-12	26-3	1st	34-7	17-3	3-2	3-2	3-3
2014	51-21	17-13	6th	31-10	13-7	7-4	1-2	10-3
2015	51-21	20-10	2nd	28-8	15-7	8-6	3-2	9-2
2016	43-19	18-12	6th	31-7	9-10	3-2	2-2	0-2
2017	36-25-1	15-13-1	6th	21-11-1	10-12	5-2	0-1	3-3
2018	2-1	--	--	2-1	--	--	--	--
<b>Career</b>	<b>648-316-1</b>	<b>258-185-1</b>	<b>--</b>	<b>379-118-1</b>	<b>172-144</b>	<b>76-44</b>	<b>35-22</b>	<b>51-30</b>

## ASSISTANT COACHES



**SCOTT BROWN**  
Assoc. Head Coach



**MIKE BAXTER**  
Assistant Coach



**DAVID MACIAS**  
Volunteer Assistant



## PROJECTED STARTING LINEUP

**C ★ 5 ★ Philip Clarke ★ Freshman**

GP-GS: 3-1 AVG: .308 HR: 0 RBI: 6

- ★ Went 2-for-5, matching team lead with three RBIs in win vs. Duke on Feb. 16
- ★ Hit .308 with team-best six RBIs in three games against No. 25 Duke
- ★ Lettered four years at Christ Presbyterian Academy (Franklin, Tenn.)

**1B ★ 22 ★ Julian Infante ★ Junior**

GP-GS: 3-3 AVG: .000 R: 0 RBI: 1

- ★ Preseason All-American by Perfect Game
- ★ Preseason first-team Southeastern Conference
- ★ Recognized on Golden Spikes Award Watch List
- ★ In 2017 led Vandy in RBIs (66) and multi-hit games (25)
- ★ Batted .288 in SEC play and was second with seven homers

**2B ★ 10 ★ Ethan Paul ★ Junior**

GP-GS: 3-3 AVG: .273 R: 4 RBI: 5

- ★ Went 2-for-4 with two runs and three RBIs in season opener vs. Duke
- ★ Third on team with 15 doubles in 2017 and team leader with eight hit by pitch
- ★ Freshman All-American in 2016, hitting .305 with four home runs

**3B ★ 99 ★ Jayson Gonzalez ★ Freshman**

GP-GS: 3-3 AVG: .273 HR: 0 RBI: 1

- ★ Collected three hits and first collegiate RBI over weekend vs. No. 25 Duke
- ★ Lettered four years at Bishop Amat High School (Covina, Calif.)
- ★ As a senior (2017), was named All-American, All-State, 2017 National Classic MVP and home run derby champion among other accolades

**SS ★ 12 ★ Connor Kaiser ★ Junior**

GP-GS: 3-3 AVG: .385 R: 4 RBI: 1

- ★ Batted .385 (5-for-13) with four runs and an RBI over weekend vs. Duke
- ★ Seven total bases including pair of doubles on Opening Weekend vs. Duke
- ★ One of three players to appear in all 62 games in 2017

**LF ★ 8 ★ Alonzo Jones ★ Junior**

GP-GS: 3-3 AVG: .364 R: 2 SB: 3

- ★ Registered two hits in 2-for-4 performance on Opening Day vs. Duke
- ★ Hit .364 in three starts vs. Duke while swiping three bags in as many games
- ★ Made transition to outfield in fall after playing position during summer ball

**CF ★ 18 ★ Pat DeMarco ★ Freshman**

GP-GS: 3-3 AVG: .615 R: 5 RBI: 1

- ★ Hit team-leading .615 (8-for-13) alongside five runs in three games vs. No. 25 Duke
- ★ Recorded nine total bases with an RBI and stolen base vs. No. 25 Duke
- ★ Perfect Game Southeast Region all-high school senior first team (2017)

**RF ★ 51 ★ JJ Bleday ★ Sophomore**

GP-GS: 51-48 AVG: .256 R: 23 RBI: 22

- ★ Went 2-for-4 in Opening Day 9-1 victory vs. Duke and 1-for-2 one day later
- ★ Racked up 56 total bases and drove in 22 RBIs as a freshman in 2017
- ★ Recorded 10 multi-hit games and five multi-RBI games in 2017

**DH ★ 19 ★ Stephen Scott ★ Junior**

GP-GS: 2-2 AVG: .500 R: 0 RBI: 0

- ★ Recorded seventh career multi-hit game going 2-for-4 on Feb. 16 vs. Duke before smashing third career home run, going 3-for-4 with three runs on Feb. 17
- ★ Batted .500 (6-for-12) with team-best 11 bases and five runs vs. No. 25 Duke
- ★ .206 career hitter with 13 RBIs and a pair of home runs

## OFF THE BENCH

**2 ★ Harrison Ray ★ Sophomore**

GP-GS: 2-0 AVG: .000 R: 0 RBI: 0

- ★ Entered to play third base in ninth inning of 5-4 loss vs. Duke on Feb. 17
- ★ Came in as defensive substitution in final two games vs. No. 25 Duke
- ★ Made 17 starts and appeared in 32 games as a freshman

**9 ★ Garrett Blaylock ★ Freshman**

GP-GS: 1-0 AVG: .000 HR: 0 RBI: 0

- ★ Came in to play third base in ninth inning of 9-1 win on Feb. 18 vs. No. 25 Duke
- ★ Four-year letterwinner at T.C. Roberson High School (Asheville, N.C.)
- ★ Named State Championship MVP as a senior in high school

**16 ★ Austin Martin ★ Freshman**

GP-GS: 2-1 AVG: .200 HR: 1 RBI: 1

- ★ Belted first career homer to lead off on Feb. 18 vs. No. 25 Duke
- ★ Made collegiate debut, finishing 0-for-2 on Feb. 17 against Duke
- ★ Rawlings-Perfect Game second-team All-American as a high school senior

**17 ★ Walker Grisanti ★ Junior**

GP-GS: 1-0 AVG: .000 R: 0 RBI: 0

- ★ Made season debut as pinch hitter on Feb. 17, striking out in eighth
- ★ As a freshman, hit .349 with 10 RBIs in 30 games

**20 ★ Ty Duvall ★ Sophomore**

GP-GS: 0-0 AVG: .000 R: 0 RBI: 0

- ★ Posted a .516 on base percentage with 12 total bases in 2017
- ★ Boasted a .985 fielding percentage, recording 63 putouts with one error in 2017
- ★ Three-year team captain (2014, 2015, 2016) at Lebanon High School (Ohio)

**43 ★ Tyler Solomon ★ Freshman**

GP-GS: 1-0 AVG: .000 HR: 0 RBI: 0

- ★ Struck out as pinch hitter in eighth inning vs. Duke on Feb. 18
- ★ Four-year letterwinner at Battlefield High School (Haymarket, Va.)
- ★ All-District first-team, All-Region first-team and Rawlings-Perfect Game honorable mention All-American as a senior in 2017

## PROJECTED STARTER

**RHP ★ 42 ★ Maddux Conger ★ Junior**

GP-GS: 0-0 ERA: 0.00 IP: 0.0 BB: 0 K: 0

- ★ Went 2-1 with a 4.96 ERA in 15 appearances and three starts as a sophomore
- ★ In 12 relief appearances, posted a 4.12 ERA in 19.2 innings
- ★ Pitched in nine games in 2016, allowing three runs in 11.1 innings

## OUT OF THE BULLPEN

**RHP ★ 6 ★ Justin Wilson ★ Redshirt Sophomore**

G-GS: 0-0 ERA: 0.00 IP: 0.0 BB: 0 K: 0

- ★ Missed 2017 season while recovering from elbow surgery
- ★ Pitched at Vol State Community College in 2016, going 2-1 with a 2.51 ERA

**LHP ★ 11 ★ Paxton Stover ★ Senior**

GP-GS: 0-0 ERA: 0.00 IP: 0.0 BB: 0 K: 0

- ★ Lone senior on team who went 1-0 with a 6.41 ERA last year
- ★ Second year with program after transfer from Dyersburg State CC
- ★ At Dyersburg State, went 9-0 with a 3.08 ERA in 16 games

**RHP ★ 27 ★ Chandler Day ★ Junior**

G-GS: 1-1 ERA: 2.25 IP: 4.0 BB: 2 K: 6

- ★ Tossed four innings, permitting one run on three hits and fanning six in no decision against No. 25 Duke on Feb. 18
- ★ Posted a 7-2 record with a 3.78 ERA in 12 starts and 13 appearances in 2017
- ★ Limited opponents for a .230 batting average in 52.1 innings
- ★ Struck out 10 UT Martin hitters while permitting just two hits while moving to 5-0 on the season on April 4, 2017
- ★ As a freshman in 2016, made three starts and appeared in 10 games while posting a 2-1 record with a 4.26 ERA

**RHP ★ 29 ★ Patrick Raby ★ Junior**

G-GS: 1-0 ERA: 4.50 IP: 2.0 BB: 1 K: 4

- ★ Suffered loss in relief on Feb. 17, permitting three hits and one run in two innings of work while walking one and fanning four
- ★ Named preseason All-American and to Golden Spikes Award watch list
- ★ Led Vanderbilt with 10 victories and 105.1 innings pitched last year

**RHP ★ 31 ★ Justin Willis ★ Freshman**

G-GS: 0-0 ERA: 0.00 IP: 0.0 BB: 0 K: 0

- ★ Rawlings-Perfect Game honorable mention All-American as a senior
- ★ Helped Memorial High School (New York) to county championship as a senior

**LHP ★ 32 ★ Hugh Fisher ★ Freshman**

G-GS: 0-0 ERA: 0.00 IP: 0.0 BB: 0 K: 0

- ★ Rawlings-Perfect Game second-team All-American as a senior
- ★ Lettered four years at Briarcrest Christian High School (Eads, Tenn.)
- ★ TSSAA Division II All-State as a senior

**LHP ★ 34 ★ Zach King ★ Sophomore**

G-GS: 1-1 ERA: 4.50 IP: 4.0 BB: 0 K: 4

- ★ Drew no decision while making first career start on Feb. 17 vs. Duke
- ★ Allowed four hits and two runs in four innings vs. Blue Devils on Feb. 17
- ★ Struck out four Duke hitters without allowing a walk on Feb. 17
- ★ Did not allow an earned run in 17-of-25 appearances a season ago
- ★ Named second-best pitching prospect in state of Tennessee in 2016 by Perfect Game and helped Spring Hill High School to 2016 AA state title

**RHP ★ 33 ★ Erik Kaiser ★ Freshman**

G-GS: 0-0 ERA: 0.00 IP: 0.0 BB: 0 K: 0

- ★ Rawlings-Perfect Game honorable mention as a senior
- ★ USA Today second-team All-State as a senior

**LHP ★ 35 ★ Jackson Gillis ★ Sophomore**

GP-GS: 1-0 ERA: 0.00 IP: 3.2 BB: 1 K: 4

- ★ Earned win vs. Duke on Opening Day, allowing just one hit in 3.1 innings
- ★ Made 16 relief appearances as a freshman in 2017, posting a 3.60 ERA
- ★ Held opponents to a team-low .173 batting average against among pitchers with 15 or more innings in 2017

**LHP ★ 39 ★ Jake Eder ★ Freshman**

G-GS: 0-0 ERA: 0.00 IP: 0.0 BB: 0 K: 0

- ★ Lettered three years at Delray Beach Atlantic (Ocean Ridge, Fla.)
- ★ Helped the Eagles to the Class 4A Florida state semi-finals as a senior

**RHP ★ 40 ★ Aaron Brown ★ Freshman**

G-GS: 1-0 ERA: 0.00 IP: 1.0 H: 1 BB: 0 K: 1

- ★ Allowed one hit and struck out one in an inning of work on Feb. 16 vs. Duke
- ★ Lettered three years at Mt. Juliet High School (Mt. Juliet, Tenn.)
- ★ TBCA All-Region 5 and TBCA AAA All-State as a junior

**RHP ★ 44 ★ Mason Hickman ★ Freshman**

G-GS: 1-0 ERA: 0.00 IP: 1.0 BB: 0 K: 1

- ★ Earned series-clinching victory against No. 25 Duke on Feb. 18, tossing five scoreless innings while permitting just two hits and fanning seven
- ★ Lettered four years at Pope John Paul II High School (Hendersonville, Tenn.)
- ★ Helped the Knights to a regional championship as a senior

**RHP ★ 45 ★ Reid Schaller ★ Redshirt Freshman**

G-GS: 0-0 ERA: 0.00 IP: 0.0 BB: 0 K: 0

- ★ Missed 2017 season while recovering from elbow surgery
- ★ Three-time All-Conference selection at Lebanon Senior High School (Ind.)

**LHP ★ 49 ★ AJ Franklin ★ Redshirt Sophomore**

G-GS: 0-0 ERA: 0.00 IP: 0.0 BB: 0 K: 0

- ★ Missed 2017 season with a knee injury after redshirting in 2016
- ★ Did not participate in team activities

**RHP ★ 50 ★ Tyler Brown ★ Freshman**

G-GS: 1-0 ERA: 6.00 IP: 3.0 BB: 0 K: 5

- ★ Permitted two hits and as many runs while striking out five across three innings during collegiate debut on Feb. 17 against Duke
- ★ Helped the Olentangy Orange High School to first state tournament in 2017
- ★ First-team All-Ohio and first-team All-Conference as a senior

**RHP ★ 66 ★ Drake Fellows ★ Sophomore**

G-GS: 1-1 ERA: 2.08 IP: 4.1 BB: 4 K: 4

- ★ Held Duke to one hit and one run in 4.1 innings on Opening Day in no decision
- ★ Made 16 appearances including 10 starts in 2017
- ★ Posted a 3-3 record with a 3.30 ERA across 62.2 innings last year

## 2018 RESULTS

Overall: 2-1 SEC: 0-0-0 Home: 2-1 Away: 0-0 Neutral: 0-0

DATE	OPPONENT	SCORE	R-H-E	R-H-E	INNS	OVERALL	SEC	PITCHER OF RECORD	ATTEND	TIME
Feb 16	#25 DUKE	W 9-1	9-15-1	1-3-0	9	1-0-0	0-0-0	Gillis (W 1-0)	2587	3:32
Feb 17	#25 DUKE	L 4-5	4-9-0	5-9-3	9	1-1-0	0-0-0	Raby (L 0-1)	2533	3:07
Feb 18	#25 DUKE	W 9-1	9-13-0	1-6-1	9	2-1-0	0-0-0	Hickman (W 1-0)	3076	3:06

## GAME-BY-GAME OFFENSIVE STATISTICS

DATE	OPPONENT	AB	R	H	RBI	2B	3B	HR	TB	BB	IBB	SB	CS	HBP	SAC	SF	GDP	K	PO	A	E	LOB	AVG.
Feb 16	#25 DUKE	37	9	15	8	2	0	0	17	3	0	2	0	1	0	1	1	3	27	11	1	9	.405
Feb 17	#25 DUKE	36	4	9	3	3	0	1	15	2	0	1	0	1	0	0	0	11	27	7	0	8	.329
Feb 18	#25 DUKE	36	9	13	8	1	0	1	17	5	0	2	0	1	1	0	1	6	27	8	0	10	.339
<b>Totals</b>		<b>109</b>	<b>22</b>	<b>37</b>	<b>19</b>	<b>6</b>	<b>0</b>	<b>2</b>	<b>49</b>	<b>10</b>	<b>0</b>	<b>5</b>	<b>0</b>	<b>3</b>	<b>1</b>	<b>1</b>	<b>2</b>	<b>20</b>	<b>81</b>	<b>26</b>	<b>1</b>	<b>27</b>	<b>.339</b>

## GAME-BY-GAME PITCHING STATISTICS

Date	Opponent	IP	H	R	ER	BB	SO	2B	3B	HR	WP	BK	HBP	DP	IBB	Score	W	L	SV	ERA
Feb 16	#25 DUKE	9.0	3	1	1	5	9	1	0	0	0	1	4	1	0	9-1	1	0	0	1.00
Feb 17	#25 DUKE	9.0	9	5	5	1	13	2	0	1	0	0	2	1	0	4-5	1	1	0	3.00
Feb 18	#25 DUKE	9.0	6	1	1	4	13	1	0	0	1	1	1	2	0	9-1	2	1	0	2.33
<b>Totals</b>		<b>27.0</b>	<b>18</b>	<b>7</b>	<b>7</b>	<b>10</b>	<b>35</b>	<b>4</b>	<b>0</b>	<b>1</b>	<b>1</b>	<b>2</b>	<b>7</b>	<b>4</b>	<b>0</b>	<b>22-7</b>	<b>2</b>	<b>1</b>	<b>0</b>	<b>2.33</b>

## GAME-BY-GAME STARTERS BY POSITION

Date	Opponent	C	1B	2B	3B	SS	LF	CF	RF	DH
Feb 16	#25 DUKE	Scott	Infante	Paul	Gonzalez	Kaiser	Jones	DeMarco	Bleday	King
Feb 17	#25 DUKE	Clarke	Infante	Paul	Gonzalez	Kaiser	Jones	DeMarco	Bleday	Day
Feb 18	#25 DUKE	Scott	Infante	Paul	Gonzalez	Kaiser	Martin	Jones	DeMarco	Fellows

## GAME-BY-GAME BATTING ORDER

Date	Opponent	1	2	3	4	5	6	7	8	9
Feb 16	#25 DUKE	DeMarco	Kaiser	Paul	Infante	King	Gonzalez	Bleday	Jones	Scott
Feb 17	#25 DUKE	DeMarco	Kaiser	Paul	Infante	Clarke	Gonzalez	Bleday	Jones	Day
Feb 18	#25 DUKE	Martin	Kaiser	Paul	DeMarco	Scott	Infante	Fellows	Gonzalez	Jones

## MISCELLANEOUS STATS

HITTING	Longest	Current	MULTI-HIT GAMES	2	3	4	5+	Tot
Philip Clarke	3	3	Pat DeMarco	1	2	-	-	3
Stephen Scott	3	3	Stephen Scott	1	1	-	-	2
Pat DeMarco	3	3	Alonzo Jones	2	-	-	-	2
Connor Kaiser	3	3	Connor Kaiser	2	-	-	-	2
JJ Bleday	2	2	Ethan Paul	1	-	-	-	1
Ethan Paul	1	1	Philip Clarke	1	-	-	-	1
Jayson Gonzalez	1	1	Jayson Gonzalez	1	-	-	-	1
Austin Martin	1	1	JJ Bleday	1	-	-	-	1
Alonzo Jones	1	1	TEAM	10	3	0	0	13

REACHED BASE	Longest	Current	MULTI-RBI GAMES	2	3	4	5+	Tot
Ethan Paul	3	3	Philip Clarke	-	2	-	-	2
Alonzo Jones	3	3	Ethan Paul	1	1	-	-	2
Connor Kaiser	3	3	TEAM	1	3	0	0	
Pat DeMarco	3	3						
Stephen Scott	3	3						
Philip Clarke	3	3						
JJ Bleday	2	2						
Austin Martin	1	1						
Jayson Gonzalez	1	1						
Julian Infante	1	1						

## INNING-BY-INNING SUMMARY

	1	2	3	4	5	6	7	8	9	EX	Total
Vanderbilt	2	0	1	0	8	8	2	1	0	0	22
Opponents	0	0	1	2	1	2	0	1	0	0	7



**Overall Record: 36-25-1**  
**Home: 21-11-1 ★ Away: 10-12 ★ Neutral: 5-2**  
**Southeastern Conference: 15-13-1**

**BATTING STATISTICS**

(All games Sorted by Batting Average)

Player	AVG	GP	GS	AB	R	H	2B	3B	HR	RBI	TB	SLG	BB	HBP	SO	GDP	OBP	SF	SH	SB	ATT	PO	A	E	FLD%	
Will Toffey	.354	56	56	206	55	73	13	1	12	64	124	.602	48	2	30	4	.475	3	3	5	9	23	84	8	.930	
Julian Infante	.315	62	62	251	51	79	16	1	11	66	130	.518	27	3	59	6	.387	1	1	0	1	534	32	9	.984	
Jason Delay	.309	59	58	207	31	64	18	2	2	41	92	.444	18	8	44	4	.381	3	1	1	3	450	76	6	.989	
Jeren Kendall	.307	62	62	261	59	80	10	5	15	53	145	.556	24	5	74	1	.372	3	2	20	24	156	5	1	.994	
Reed Hayes	.276	48	32	163	30	45	10	2	0	36	59	.362	24	3	33	5	.375	2	0	4	9	0	0	0	.000	
JJ Bleday	.256	51	48	164	23	42	8	0	2	22	56	.341	34	0	26	2	.384	0	0	0	2	83	4	4	.956	
Ethan Paul	.251	53	52	199	34	50	15	1	5	27	82	.412	18	8	47	3	.336	1	3	5	7	79	137	6	.973	
Connor Kaiser	.222	62	59	194	32	43	7	1	1	18	55	.284	25	3	44	4	.316	3	11	4	4	108	174	9	.969	
-----																										
Ty Duvall	.375	17	4	24	6	9	3	0	0	6	12	.500	6	1	6	1	.516	0	0	0	0	63	3	1	.985	
Ro Coleman	.290	56	32	131	20	38	3	1	0	8	43	.328	9	3	10	2	.347	1	8	7	9	47	2	2	.961	
Walker Grisanti	.267	21	2	30	7	8	2	0	0	4	10	.333	2	1	17	0	.333	0	1	0	0	4	0	0	1.000	
Kiambu Fentress	.250	6	0	4	0	1	0	0	0	0	1	.250	0	0	0	0	.250	0	0	0	0	1	0	0	1.000	
Harrison Ray	.244	32	17	78	16	19	2	1	1	12	26	.333	11	1	20	4	.333	3	0	2	5	16	7	1	.958	
Stephen Scott	.227	38	32	119	25	27	4	0	2	11	37	.311	20	3	32	0	.347	2	0	3	3	34	2	0	1.000	
Alonzo Jones	.221	35	25	95	19	21	3	2	0	10	28	.295	18	2	28	0	.357	0	4	3	4	31	48	5	.940	
Alex Brewer	.000	14	2	15	1	0	0	0	0	1	0	.000	3	0	5	0	.167	0	0	0	0	17	5	0	1.000	
Patrick Raby	.000	9	9	0	0	0	0	0	0	0	0	.000	0	0	0	0	.000	0	0	0	0	6	12	0	1.000	
Drake Fellows	.000	2	2	0	0	0	0	0	0	0	0	.000	0	0	0	0	.000	0	0	0	0	9	9	0	1.000	
Chandler Day	.000	2	2	0	0	0	0	0	0	0	0	.000	0	0	0	0	.000	0	0	0	0	6	3	0	1.000	
Maddux Conger	.000	1	1	0	0	0	0	0	0	0	0	.000	0	0	0	0	.000	0	0	0	0	0	5	0	1.000	
Kyle Wright	.000	1	1	0	0	0	0	0	0	0	0	.000	0	0	0	0	.000	0	0	0	0	2	11	3	.813	
Totals	.280	62	62	2141	409	599	114	17	51	379	900	.420	287	43	475	36	.373	22	34	54	80	1676	639	58	.976	
Opponents	.225	62	62	2062	271	464	85	9	47	244	708	.343	227	59	544	30	.317	16	27	35	61	1638	578	59	.974	

LOB - Team (481), Opp (444). DPs turned - Team (46), Opp (45). CI - Team (0), Opp (1). IBB - Team (7), Kendall 5, Toffey 1, Infante 1, Opp (5). Picked off - Kendall 2, Kaiser 1, Toffey 1, Coleman 1, Paul 1, Jones, A. 1..

**PITCHING STATISTICS**

(All games Sorted by Earned Run Average)

Player	ERA	W	L	APP	GS	CG	SHO	CBO	SV	IP	H	R	ER	BB	SO	2B	3B	HR	AB	B/Avg	WP	HBP	BK	SFA	SHA	
Patrick Raby	2.73	10	4	16	16	1	0	1	0	105.1	89	38	32	30	87	16	0	7	386	.231	5	4	0	1	5	
Drake Fellows	3.30	3	3	16	10	0	0	0	1	62.2	54	28	23	17	68	9	1	9	239	.226	8	7	1	2	3	
Kyle Wright	3.40	5	6	16	16	1	1	0	0	103.1	82	45	39	31	121	8	3	3	380	.216	8	5	0	3	4	
-----																										
Michael Sandborn	0.00	0	0	3	0	0	0	0	0	3.0	0	0	0	1	3	0	0	0	9	.000	0	1	0	0	0	
Zach King	2.56	2	1	25	0	0	0	0	0	38.2	24	14	11	17	31	5	0	3	138	.174	4	4	0	0	4	
Matt Ruppenthal	3.17	3	3	21	4	0	0	1	3	54.0	40	22	19	19	45	11	0	8	196	.204	4	6	0	3	0	
Jackson Gillis	3.60	0	0	16	0	0	0	2	0	15.0	9	8	6	11	19	3	0	2	52	.173	0	1	2	0	1	
Chandler Day	3.78	7	2	13	12	1	1	1	0	52.1	44	23	22	21	53	6	1	4	191	.230	9	15	0	2	1	
Penn Murfee	4.91	0	1	10	0	0	0	0	0	11.0	10	7	6	4	6	1	1	2	42	.238	2	4	0	0	3	
Maddux Conger	4.96	2	1	15	3	0	0	0	0	32.2	35	20	18	17	28	8	0	5	124	.282	2	4	0	2	2	
Collin Snider	5.40	3	2	21	1	0	0	1	1	33.1	37	27	20	16	29	9	1	2	132	.280	1	4	0	3	3	
Reed Hayes	5.75	0	2	21	0	0	0	3	7	20.1	22	15	13	13	25	4	2	0	79	.278	0	1	0	0	1	
Paxton Stover	6.41	1	0	15	0	0	0	0	0	19.2	16	17	14	18	21	5	0	2	70	.229	3	1	0	0	0	
Matt McGarry	8.59	0	0	5	0	0	0	0	0	7.1	2	7	7	12	8	0	0	0	24	.083	10	2	0	0	0	
Totals	3.71	36	25	62	62	3	5	3	12	558.2	464	271	230	227	544	85	9	47	2062	.225	56	59	3	16	27	
Opponents	5.93	25	36	62	62	5	3	2	12	546.0	599	409	360	287	475	114	17	51	2141	.280	58	43	11	22	34	

PB - Team (8), Delay 7, Duvall 1, Opp (13). Pickoffs - Team (0), Opp (7). SBA/ATT - Delay (33-58), Raby (5-10), Wright (5-10), Ruppenthal (4-7), Day (4-7), Fellows (4-5), Stover (2-5), Snider (4-5), Conger (0-4), Duvall (2-3), King (3-3), Gillis (2-2), Hayes (1-2), McGarry (1-1).

**Overall Record: 2-1**  
**Home: 2-1 ★ Away: 0-0 ★ Neutral: 0-0**  
**Southeastern Conference: 0-0**

**BATTING STATISTICS**

(All games Sorted by Batting Average)

Player	AVG	GP-GS	AB	R	H	2B	3B	HR	RBI	TB	SLG	BB	HBP	SO	GDP	OBP	SF	SH	SB-ATT	PO	A	E	FLD%
Pat DeMarco	.615	3-3	13	5	8	1	0	0	1	9	.692	1	1	2	0	.667	0	0	1-1	7	0	0	1.000
Stephen Scott	.500	3-2	12	5	6	2	0	1	3	11	.917	1	0	1	0	.538	0	0	0-0	19	4	0	1.000
Connor Kaiser	.385	3-3	13	4	5	2	0	0	1	7	.538	2	0	1	0	.467	0	0	1-1	8	6	0	1.000
Alonzo Jones	.364	3-3	11	2	4	0	0	0	0	4	.364	1	0	3	0	.417	0	0	3-3	4	0	0	1.000
Philip Clarke	.308	3-1	13	0	4	0	0	0	6	4	.308	0	0	2	2	.308	0	0	0-0	13	0	0	1.000
Ethan Paul	.273	3-3	11	4	3	0	0	0	5	3	.273	2	1	1	0	.400	1	0	0-0	8	9	0	1.000
Jayson Gonzalez	.273	3-3	11	0	3	0	0	0	1	3	.273	1	0	2	0	.333	0	0	0-0	0	4	1	.800
Julian Infante	.000	3-3	12	0	0	0	0	0	1	0	.000	1	1	3	0	.143	0	0	0-0	18	1	0	1.000
-----																							
JJ Bleday	.500	2-2	6	0	3	1	0	0	0	4	.667	0	0	1	0	.500	0	0	0-0	2	0	0	1.000
Austin Martin	.200	2-1	5	2	1	0	0	1	1	4	.800	1	0	2	0	.333	0	1	0-0	1	0	0	1.000
Walker Grisanti	.000	1-0	1	0	0	0	0	0	0	0	.000	0	0	1	0	.000	0	0	0-0	0	0	0	.000
Tyler Solomon	.000	1-0	1	0	0	0	0	0	0	0	.000	0	0	1	0	.000	0	0	0-0	0	0	0	.000
Kiambu Fentress	.000	1-0	0	0	0	0	0	0	0	0	.000	0	0	0	0	.000	0	0	0-0	0	0	0	.000
Garrett Blaylock	.000	1-0	0	0	0	0	0	0	0	0	.000	0	0	0	0	.000	0	0	0-0	0	1	0	1.000
Chandler Day	.000	1-1	0	0	0	0	0	0	0	0	.000	0	0	0	0	.000	0	0	0-0	0	0	0	.000
Harrison Ray	.000	2-0	0	0	0	0	0	0	0	0	.000	0	0	0	0	.000	0	0	0-0	0	0	0	.000
Drake Fellows	.000	1-1	0	0	0	0	0	0	0	0	.000	0	0	0	0	.000	0	0	0-0	0	0	0	.000
Ty Duvall	.000	1-0	0	0	0	0	0	0	0	0	.000	0	0	0	0	.000	0	0	0-0	1	0	0	1.000
Zach King	.000	1-1	0	0	0	0	0	0	0	0	.000	0	0	0	0	.000	0	0	0-0	0	1	0	1.000
<b>Totals</b>	<b>.339</b>	<b>3-3</b>	<b>109</b>	<b>22</b>	<b>37</b>	<b>6</b>	<b>0</b>	<b>2</b>	<b>19</b>	<b>49</b>	<b>.450</b>	<b>10</b>	<b>3</b>	<b>20</b>	<b>2</b>	<b>.407</b>	<b>1</b>	<b>1</b>	<b>5-5</b>	<b>81</b>	<b>26</b>	<b>1</b>	<b>.991</b>
<b>Opponents</b>	<b>.194</b>	<b>3-3</b>	<b>93</b>	<b>7</b>	<b>18</b>	<b>4</b>	<b>0</b>	<b>1</b>	<b>7</b>	<b>25</b>	<b>.269</b>	<b>10</b>	<b>7</b>	<b>35</b>	<b>3</b>	<b>.315</b>	<b>1</b>	<b>1</b>	<b>1-1</b>	<b>75</b>	<b>26</b>	<b>4</b>	<b>.962</b>

LOB - Team (27), Opp (24). DPs turned - Team (4), Opp (2).

**PITCHING STATISTICS**

(All games Sorted by Earned Run Average)

Player	ERA	W-L	APP-GS	CG	SHO	SV	IP	H	R	ER	BB	SO	2B	3B	HR	AB	B/Avg	WP	HBP	BK	SFA	SHA
Mason Hickman	0.00	1-0	1-0	0	0/0	0	5.0	3	0	0	2	7	0	0	0	16	.188	1	0	1	0	0
Jackson Gillis	0.00	1-0	1-0	0	0/0	0	3.2	1	0	0	1	4	0	0	0	12	.083	0	2	1	1	0
Drake Fellows	2.08	0-0	1-1	0	0/0	0	4.1	1	1	1	4	4	0	0	0	12	.083	0	2	0	0	1
Chandler Day	2.25	0-0	1-1	0	0/0	0	4.0	3	1	1	2	6	1	0	0	15	.200	0	1	0	0	0
Zach King	4.50	0-0	1-1	0	0/0	0	4.0	4	2	2	0	4	1	0	0	14	.286	0	1	0	0	0
Tyler Brown	6.00	0-0	1-0	0	0/0	0	3.0	2	2	2	0	5	0	0	1	11	.182	0	0	0	0	0
-----																						
Aaron Brown	0.00	0-0	1-0	0	0/0	0	1.0	1	0	0	0	1	1	0	0	4	.250	0	0	0	0	0
Patrick Raby	4.50	0-1	1-0	0	0/0	0	2.0	3	1	1	1	4	1	0	0	9	.333	0	1	0	0	0
Totals	2.33	2-1	3-3	0	0/0	0	27.0	18	7	7	10	35	4	0	1	93	.194	1	7	2	1	1
Opponents	6.48	1-2	3-3	0	0/0	0	25.0	37	22	18	10	20	6	0	2	109	.339	3	3	0	1	1

Pickoffs - Team (1), King 1. SBA/ATT - Clarke (1-1), King (1-1).

## THE LAST TIME VANDERBILT...

Won 10 or more consecutive games \_\_\_\_\_ 4/20-5/16/13 (14)  
 Lost five or more consecutive games \_\_\_\_\_ 3/16-23/12 (5)  
 Scored 20 or more runs in a game \_\_\_\_\_ 21 vs. Middle Tennessee, 4/18/17  
 Scored 10+ Runs in an Inning \_\_\_\_\_ 10 (5th) vs. Radford, 6/1/15  
 Did Not Strikeout \_\_\_\_\_ vs. Tennessee-Martin, 2/23/05  
 Hit consecutive home runs \_\_\_\_\_ Will Toffey (2R), Stephen Scott (solo) at Ole Miss, 3/18  
 Had a triple steal \_\_\_\_\_ Ethan Paul (home), Jeren Kendall (3rd), Bryan Reynolds (2nd) vs. Auburn, 5/19/16  
 Shut out consecutive opponents \_\_\_\_\_ vs. Radford (12-0), 3/9/16  
 \_\_\_\_\_ vs. Xavier (7-0), 3/11/16  
 Shut out the opponent \_\_\_\_\_ at Clemson (8-0), 6/5/17  
 Was shut out by the opponent at home \_\_\_\_\_ vs. Kentucky (3-0), 4/17/16  
 Was shut out by the opponent on the road \_\_\_\_\_ at Clemson (6-0), 6/4/17  
 Was shut out in two consecutive games \_\_\_\_\_ vs. Kentucky (14-0) (4-0), 4/23/76  
 Swept a conference doubleheader \_\_\_\_\_ vs. Auburn, 5/19/16  
 Was swept in a conference doubleheader \_\_\_\_\_ vs. Tennessee, 4/25/10  
 Swept a conference series at home \_\_\_\_\_ vs. Auburn, 5/19-21/16  
 Was swept in a conference series at home \_\_\_\_\_ vs. Tennessee, 5/14-16/09  
 Swept a conference series (three games) on the road \_\_\_\_\_ at Missouri, 3/25-27/16  
 Was swept in a conference series on the road \_\_\_\_\_ at Florida, 3/16-18/12  
 Lost a conference series at home \_\_\_\_\_ vs. Florida, 4/13-15/17  
 Lost a conference series on the road \_\_\_\_\_ at Arkansas, 5/12-14/17  
 Threw a no hitter \_\_\_\_\_ at Western Kentucky (J. Lewis, N. Pilkington, J. Scott, M. Buschmann), 5/6/03  
 Was no-hit \_\_\_\_\_ at Texas A&M (Kyle Simonds, 9.0), 5/7/16

## THE LAST TIME A VANDERBILT PLAYER...

Hit two home runs in a game \_\_\_\_\_ Will Toffey at Clemson, 6/5/17  
 Hit three home runs in a game \_\_\_\_\_ Aaron Westlake vs. Oregon State, 6/11/11  
 Hit a grand slam \_\_\_\_\_ Julian Infante at Middle Tennessee, 4/18/17  
 Hit a walk-off home run \_\_\_\_\_ Jeren Kendall vs. Cal State Fullerton, 6/14/15  
 Hit an inside the park home run \_\_\_\_\_ Will Toffey vs. Belmont, 3/22/17  
 Hit for the cycle \_\_\_\_\_ Clinton Johnston vs. Kentucky, 4/28/96  
 Had seven or more RBIs in a game \_\_\_\_\_ Julian Infante (7) vs. Missouri, 5/7  
 \_\_\_\_\_ Dominic de la Osa (7) vs. Georgia, 4/16/06  
 \_\_\_\_\_ Karl Nonemaker (7) vs. Kentucky, 5/12/02  
 Had five or more hits in a game \_\_\_\_\_ Tony Kemp (5) at Belmont, 2/19/13  
 Had two hits in an Inning \_\_\_\_\_ Will Toffey (1st - 1B,1B), Jeren Kendall (1st - 3B,1B) vs. Alabama, 5/19  
 Had 10 or more total bases in a game \_\_\_\_\_ Jeren Kendall (10) vs. San Diego, 2/19/16  
 Stole three or more bases in a game \_\_\_\_\_ Jeren Kendall (3) at Texas A&M, 5/6/16  
 Stole Home \_\_\_\_\_ Ethan Paul vs. Auburn, 5/19/16  
 Had a 10-game hit streak \_\_\_\_\_ Julian Infante (10), 3/28-4/13  
 Had a 15-game hit streak \_\_\_\_\_ Bryan Reynolds (16), 3/10-4/3/15  
 Had a 20-game hit streak \_\_\_\_\_ Xavier Turner (27), 3/4-4/22/14  
 Had a 25-game hit streak \_\_\_\_\_ Xavier Turner (27), 3/4-4/22/14  
 Had 10 or more strikeouts in a game \_\_\_\_\_ Drake Fellows (10) vs. Alabama, 5/20  
 Had 15 or more strikeouts in a game \_\_\_\_\_ Kevin Ziomek (15) vs. Illinois-Chicago, 3/1/13  
 Pitched a complete game \_\_\_\_\_ Patrick Raby at Georgia, 4/21/17  
 Pitched a seven-inning complete game \_\_\_\_\_ Philip Pfeifer vs. Alabama, 5/22/15  
 Pitched a nine-inning, complete game shutout \_\_\_\_\_ Kyle Wright vs. Florida, 4/14/17  
 Pitched a seven-inning, complete game shutout \_\_\_\_\_ Nick Christiani vs. Belmont, 5/5/09  
 Pitched a combined shutout \_\_\_\_\_ Matt Ruppenthal (6.0), Reed Hayes (1.1), Jackson Gillis (1.2) at Clemson, 6/5/17  
 Pitched a no-hitter \_\_\_\_\_ Doug Wessel vs. Belmont, 4/19/1971  
 Pitched a no-hitter (combined) \_\_\_\_\_ Jensen Lewis, Nick Pilkington, John Scott, Matt Buschmann at Western Ky., 5/6/03  
 Pitched a perfect game \_\_\_\_\_ Jensen Lewis, Nick Pilkington, John Scott, Matt Buschmann at Western Ky., 5/6/03



## NUMERICAL ROSTER

No.	Name	Pos.	B/T	Ht.	Wt.	Cl.	Hometown/Previous School
2	Harrison Ray	IF	R/R	5-11	190	So./1L	Longwood, Fla. (Lake Brantley HS)
3	Cooper Davis	OF	L/R	5-10	185	Fr./HS	Mississauga, Ontario (St. Aloysius Gonzaga)
5	Philip Clarke	C	L/R	5-11	190	Fr./HS	Franklin, Tenn. (Christ Presbyterian Academy)
6	Justin Wilson	RHP	R/R	6-0	180	R-So./RS	Murfreesboro, Tenn. (Oakland HS/Vol State CC)
8	Alonzo Jones	OF	S/R	5-10	195	Jr./2L	Columbus, Ga. (Columbus HS)
9	Garrett Blaylock	IF	L/R	6-3	208	Fr./HS	Asheville, N.C. (T.C. Roberson HS)
10	Ethan Paul	IF	L/R	5-10	185	Jr./2L	Bellevue, Wash. (International School)
11	Paxton Stover	LHP	L/L	5-11	200	Sr./1L	Ridgely, Tenn. (Dyer County HS/Dyersburg State CC)
12	Connor Kaiser	IF	R/R	6-4	205	Jr./2L	Overland Park, Kan. (Blue Valley West HS)
13	Kiambu Fentress	OF	R/R	6-0	175	R-So./1L	Nashville, Tenn. (Ensworth School)
16	Austin Martin	IF	R/R	6-0	170	Fr./HS	Jacksonville, Fla. (Trinity Christian Academy)
17	Walker Grisanti	OF	L/R	5-10	195	Jr./2L	Collierville, Tenn. (Christian Brothers HS)
18	Pat DeMarco	OF	R/R	5-11	205	Fr./HS	Winder, Ga. (Winder Barrow HS)
19	Stephen Scott	OF/C	L/R	5-11	200	Jr./2L	Cary, N.C. (Cardinal Gibbons HS)
20	Ty Duvall	C	L/R	5-11	190	So./1L	Lebanon, Ohio (Lebanon HS)
21	Tyler Brown	RHP	R/R	6-4	242	Fr./HS	Lewis Center, Ohio (Olentangy Orange HS)
22	Julian Infante	IF	R/R	6-3	215	Jr./2L	Miami, Fla. (Westminister Christian HS)
27	Chandler Day	RHP	R/R	6-5	180	Jr./2L	Granville, Ohio (Watkins Memorial HS)
29	Patrick Raby	RHP	R/R	6-3	230	Jr./2L	Knoxville, Tenn. (Farragut HS)
31	Justin Willis	RHP	R/R	5-11	180	Fr./HS	West New York, N.J. (Memorial HS)
32	Hugh Fisher	LHP	R/L	6-5	185	Fr./HS	Eads, Tenn. (Briarcrest Christian HS)
33	Erik Kaiser	RHP	R/R	6-5	205	Fr./HS	Waterloo, Ill. (Waterloo HS)
34	Zach King	LHP	L/L	6-6	210	So./1L	Spring Hill, Tenn. (Spring Hill HS)
35	Jackson Gillis	LHP	R/L	6-3	220	So./1L	Wilmington, Mass. (Wilmington HS)
38	Jayson Gonzalez	INF	R/R	6-2	205	Fr./HS	Covina, Calif. (Bishop Amat HS)
39	Jake Eder	LHP	L/L	6-4	210	Fr./HS	Ft. Lauderdale, Fla. (Calvary Christian Academy)
40	Aaron Brown	RHP	R/R	6-4	205	Fr./HS	Mt. Juliet, Tenn. (Mt. Juliet HS)
42	Maddux Conger	RHP	R/R	6-3	200	Jr./2L	Stephenville, Texas (Stephenville HS)
43	Tyler Solomon	IF	S/R	6-4	215	Fr./HS	Haymarket, Va. (Battlefield HS)
44	Mason Hickman	RHP	R/R	6-6	230	Fr./HS	Hendersonville, Tenn. (Pope John Paul II HS)
45	Reid Schaller	RHP	R/R	6-3	215	R-Fr./RS	Lebanon, Ind. (Lebanon HS)
49	AJ Franklin	LHP	L/L	6-2	180	R-So./1L	Lebanon, Tenn. (Wilson Central HS)
51	JJ Bleday	OF	L/L	6-3	205	So./1L	Panama City Beach, Fla. (A. Crawford Mosley HS)
66	Drake Fellows	RHP	L/R	6-5	210	So./1L	Plainfield, Ill. (Joliet Catholic Academy)

**Head Coach:** 4 Tim Corbin (Ohio Wesleyan, 1984) - 16th Season at Vanderbilt

**Associate Head Coach:** 26 Scott Brown (SUNY-Cortland, 1999)

**Assistant Coach:** 24 Mike Baxter (Vanderbilt, 2005)

**Volunteer Coach:** 1 David Macias (Vanderbilt, 2008)

**Athletic Trainer:** Tracy Campbell (James Madison, 2008)

**Strength & Conditioning Coach:** Chris Ham (Illinois, 2005)

**Director of Baseball Operations:** Brooks Webb (Birmingham Southern, 2011)

**Director of Player Development:** Alex Levitt (Vanderbilt, 2010)

**Video Coordinator:** Brandon Barak (Illinois, 2012)

**Equipment Manager:** John Mardirosian (Texas, 2011)

**Student Assistants:** Josh Ruchotzke & Casey Stangel

**Student Managers:** Jack Goodrum, Chase Casali, Preston Hausser & Jackson Kelley

## PRONUNCIATION CHART

JJ Bleday \_\_\_\_\_ bleh-DAY  
 Kiambu Fentress \_\_\_\_\_ key-AHM-boo  
 Walker Grisanti \_\_\_\_\_ greh-sahn-TEE  
 Patrick Raby \_\_\_\_\_ ray-BEE  
 Reid Schaller \_\_\_\_\_ SHALL-er  
 Paxton Stover \_\_\_\_\_ stoe-VER

## ALPHABETICAL ROSTER

#	Name	Pos.	Yr.
9	Garrett Blaylock	IF	Fr.
51	JJ Bleday	OF	Jr.
40	Aaron Brown	RHP	Fr.
21	Tyler Brown	RHP	Fr.
5	Philip Clarke	C	Fr.
42	Maddux Conger	RHP	Jr.
3	Cooper Davis	OF	Fr.
27	Chandler Day	RHP	Jr.
18	Pat DeMarco	OF	Fr.
20	Ty Duvall	C	So.
39	Jake Eder	LHP	Fr.
66	Drake Fellows	RHP	So.
13	Kiambu Fentress	OF	R-So.
32	Hugh Fisher	LHP	Fr.
49	AJ Franklin	LHP	R-So.
35	Jackson Gillis	LHP	So.
99	Jayson Gonzalez	IF	Fr.
17	Walker Grisanti	OF	Jr.
44	Mason Hickman	RHP	Fr.
22	Julian Infante	IF	Jr.
8	Alonzo Jones	OF	Jr.
12	Connor Kaiser	IF	Jr.
33	Erik Kaiser	RHP	Fr.
34	Zach King	LHP	So.
16	Austin Martin	IF	Fr.
10	Ethan Paul	IF	Jr.
29	Patrick Raby	RHP	Jr.
2	Harrison Ray	IF	So.
45	Reid Schaller	RHP	R-Fr.
19	Stephen Scott	OF/C	Jr.
43	Tyler Solomon	IF	Fr.
11	Paxton Stover	LHP	Sr.
31	Justin Willis	RHP	Fr.
6	Justin Wilson	RHP	R-So.

## EXPERIENCE BREAKDOWN

Seniors (1) \_\_\_\_\_ Stover  
 Juniors (9) \_\_\_\_\_ Conger, Day, Grisanti, Infante, Jones,  
 \_\_\_\_\_ C. Kaiser, Paul, Raby, Scott,  
 Redshirt Sophomores (3) \_\_\_\_\_ Franklin, Fentress, Wilson  
 Sophomores (7) \_\_\_\_\_ Bleday, Duvall, Fellows, Gillis,  
 \_\_\_\_\_ King, Ray, Sandborn  
 Redshirt Freshman (1) \_\_\_\_\_ Schaller  
 Freshmen (14) \_\_\_\_\_ Blaylock, A. Brown, T. Brown, Clarke,  
 \_\_\_\_\_ Davis, DeMarco, Eder, Fisher, Gonzalez, Hickman,  
 \_\_\_\_\_ E. Kaiser, Martin, Solomon, Willis

## STATE BREAKDOWN

California (1) \_\_\_\_\_ Gonzalez  
 Florida (5) \_\_\_\_\_ Bleday, Eder, Infante, Martin, Ray  
 Georgia (1) \_\_\_\_\_ Alonzo Jones  
 Illinois (2) \_\_\_\_\_ Fellows, E. Kaiser  
 Indiana (1) \_\_\_\_\_ Schaller  
 Kansas (1) \_\_\_\_\_ C. Kaiser  
 Massachusetts (1) \_\_\_\_\_ Gillis  
 New Jersey (1) \_\_\_\_\_ Willis  
 New York (1) \_\_\_\_\_ DeMarco  
 North Carolina (2) \_\_\_\_\_ Blaylock, Scott  
 Ohio (3) \_\_\_\_\_ T. Brown, Day, Duvall  
 Ontario, Canada (1) \_\_\_\_\_ Davis  
 Tennessee (11) \_\_\_\_\_ A. Brown, Clarke,  
 \_\_\_\_\_ Fentress, Fisher, Franklin, Grisanti, Hickman,  
 \_\_\_\_\_ King, Raby, Stover, Wilson  
 Texas (1) \_\_\_\_\_ Conger  
 Virginia (1) \_\_\_\_\_ Solomon  
 Washington (1) \_\_\_\_\_ Paul



**Harrison Ray**  
Fr. ★ 5-11 ★ 190 ★ R/R  
IF ★ Longwood, Fla.



**Cooper Davis**  
Fr. ★ 5-10 ★ 185 ★ L/R  
OF ★ Mississauga, Ontario



**Philip Clarke**  
Fr. ★ 5-11 ★ 190 ★ L/R  
C ★ Franklin, Tenn.



**Justin Wilson**  
R-So. ★ 6-0 ★ 175 ★ R/R  
RHP ★ Murfreesboro, Tenn.



**Alonzo Jones**  
Jr. ★ 5-10 ★ 195 ★ S/R  
OF ★ Columbus, Ga.



**Garrett Blaylock**  
Fr. ★ 6-3 ★ 200 ★ L/R  
IF ★ Asheville, N.C.



**Ethan Paul**  
Jr. ★ 5-10 ★ 185 ★ L/R  
IF ★ Bellevue, Wash.



**Paxton Stover**  
Sr. ★ 5-11 ★ 190 ★ L/L  
LHP ★ Ridgely, Tenn.



**Connor Kaiser**  
Jr. ★ 6-4 ★ 205 ★ R/R  
IF ★ Overland Park, Kan.




**Kiamu Fentress**  
R-So. ★ 6-0 ★ 175 ★ R/R  
OF ★ Nashville, Tenn.



**Austin Martin**  
Fr. ★ 6-0 ★ 170 ★ R/R  
IF ★ Jacksonville, Fla.



**Walker Grisanti**  
Jr. ★ 5-10 ★ 190 ★ L/R  
OF ★ Collierville, Tenn.



**Pat DeMarco**  
Fr. ★ 5-11 ★ 205 ★ R/R  
OF ★ Staten Island, N.Y.



**Stephen Scott**  
Jr. ★ 5-11 ★ 200 ★ L/R  
OF/C ★ Cary, N.C.




**Ty Duvall**  
So. ★ 5-11 ★ 190 ★ L/R  
C ★ Lebanon, Ohio




**Tyler Brown**  
Fr. ★ 6-4 ★ 242 ★ R/R  
RHP ★ Ashland, Ohio




**Julian Infante**  
Jr. ★ 6-3 ★ 215 ★ R/R  
IF ★ Miami, Fla.



**Chandler Day**  
Jr. ★ 6-5 ★ 180 ★ R/R  
RHP ★ Granville, Ohio




**Patrick Raby**  
Jr. ★ 6-3 ★ 230 ★ R/R  
RHP ★ Knoxville, Tenn.



**Justin Willis**  
Fr. ★ 5-11 ★ 180 ★ R/R  
RHP ★ West New York, N.J.



**Hugh Fisher**  
Fr. ★ 6-5 ★ 185 ★ R/L  
LHP ★ Eads, Tenn.



**Erik Kaiser**  
Fr. ★ 6-5 ★ 205 ★ R/R  
RHP ★ Waterloo, Ill.



**Zach King**  
So. ★ 6-6 ★ 210 ★ L/L  
LHP ★ Spring Hill, Tenn.



**Jackson Gillis**  
So. ★ 6-3 ★ 225 ★ R/L  
LHP ★ Wilmington, Mass.



**Jake Eder**  
Fr. ★ 6-4 ★ 210 ★ L/L  
LHP ★ Ocean Ridge, Fla.




**Aaron Brown**  
Fr. ★ 6-4 ★ 205 ★ R/R  
RHP ★ Mt. Juliet, Tenn.




**Maddux Conger**  
Jr. ★ 6-3 ★ 200 ★ R/R  
RHP ★ Stephenville, Texas




**Tyler Solomon**  
Fr. ★ 6-4 ★ 215 ★ S/R  
C ★ Haymarket, Va.



**Mason Hickman**  
Fr. ★ 6-6 ★ 230 ★ R/R  
RHP ★ Hendersonville, Tenn.



**Reid Schaller**  
R-Fr. ★ 6-3 ★ 210 ★ R/R  
RHP ★ Lebanon, Ind.



**AJ Franklin**  
R-So. ★ 6-2 ★ 180 ★ L/L  
LHP ★ Lebanon, Tenn.



**JJ Bleday**  
So. ★ 6-5 ★ 205 ★ L/L  
OF ★ Panama City Beach, Fla.




**Drake Fellows**  
So. ★ 6-5 ★ 205 ★ L/R  
RHP ★ Plainfield, Ill.




**Jayson Gonzalez**  
Fr. ★ 6-2 ★ 205 ★ R/R  
IF ★ Covina, Calif.



**Tim Corbin**  
Head Coach  
16th Season



**Scott Brown**  
Associate Head Coach  
6th Season



**Mike Baxter**  
Hitting Coach  
1st Season



**David Macias**  
Volunteer Assistant Coach  
1st Season