



VANDERBILT

2018 BASEBALL GAME NOTES



Vanderbilt Athletic Communications ★ 2601 Jess Neely Dr. Nashville, TN 37212
Baseball Contact: Andrew Pate ★ Cell: 713.387.9119 ★ Email: andrew.pate@vanderbilt.edu
vucommodores.com ★ twitter: @vandybaseball

2018 SCHEDULE/RESULTS

OVERALL: 0-0 | SEC: 0-0 | H: 0-0 | A: 0-0 | N: 0-0

FEBRUARY (0-0)

16	#25 DUKE	4:00 PM	SEC Network+
17	#25 DUKE	12:00 PM	
18	#25 DUKE	1:00 PM	SEC Network+
20	PRESBYTERIAN	4:00 PM	SEC Network+
21	PRESBYTERIAN	4:00 PM	SEC Network+
23	UMASS-LOWELL	4:00 PM	SEC Network+
24	UMASS-LOWELL	12:00 PM	
25	UMASS-LOWELL	12:00 PM	
27	AUSTIN PEAY	4:00 PM	
28	INDIANA STATE	4:00 PM	SEC Network+

MARCH (0-0)

2	vs. Sam Houston St. %	12:00 PM	
3	vs. Louisiana%	3:30 PM	
4	vs. Houston%	6:00 PM	
7	at Long Beach St.	8:00 PM	
9	at UCLA	12:30 PM	
10	at USC	6:00 PM	Pac-12 Network
11	vs. TCU^	1:00 PM	
14	EASTERN KENTUCKY	6:30 PM	SEC Network+
16	at Mississippi St. *	6:00 PM	SEC Network
17	at Mississippi St. *	2:00 PM	SEC Network+
18	at Mississippi St. *	1:00 PM	SEC Network+
20	Belmont&	6:30 PM	
23	LSU*	8:00 PM	ESPNU
24	LSU*	7:30 PM	ESPNU
25	LSU*	12:00 PM	ESPNU2
27	vs. Lipscomb&	6:30 PM	
30	at Florida*	5:30 PM	SEC Network+
31	at Florida*	11:00 AM	ESPNU

APRIL (0-0)

1	at Florida*	11:00 AM	SEC Network
3	at Middle Tennessee	6:00 PM	
5	GEORGIA*	6:00 PM	ESPNU
6	GEORGIA*	6:30 PM	SEC Network+
7	GEORGIA*	2:00 PM	SEC Network+
10	WESTERN KENTUCKY	6:30 PM	SEC Network+
13	OLE MISS*	6:30 PM	SEC Network+
14	OLE MISS*	2:00 PM	SEC Network+
15	OLE MISS*	4:00 PM	ESPNU
17	EVANSVILLE	6:30 PM	SEC Network+
19	at Missouri*	7:00 PM	ESPNU
20	at Missouri*	6:30 PM	
21	at Missouri*	2:00 PM	
27	SOUTH CAROLINA*	6:30 PM	SEC Network+
28	SOUTH CAROLINA*	2:00 PM	SEC Network+
29	SOUTH CAROLINA*	1:00 PM	SEC Network+

MAY (0-0)

1	LOUISVILLE	6:00 PM	SEC Network
4	at Auburn	6:00 PM	SEC Network+
5	at Auburn	2:00 PM	SEC Network+
6	at Auburn	1:00 PM	SEC Network+
8	TENNESSEE TECH	6:30 PM	SEC Network+
11	at Tennessee	5:30 PM	
12	at Tennessee	5:00 PM	
13	at Tennessee	11:00 AM	SEC Network
15	MIDDLE TENNESSEE	6:30 PM	SEC Network+
17	KENTUCKY	6:30 PM	SEC Network+
18	KENTUCKY	2:00 PM	SEC Network+
19	KENTUCKY	1:00 PM	SEC Network+

% Minute Maid Park (Houston, Texas)

^ Dodger Stadium (Los Angeles, Calif.)

*Southeastern Conference Game

& First Tennessee Park (Nashville, Tenn.)

VANDERBILT COMMODORES (0-0) vs. DUKE BLUE DEVILS (0-0)

February 16, 2018 ★ Nashville, Tennessee ★ Hawkins Field ★ SEC Network+

GAME 1



VANDERBILT

0-0 overall, 0-0 SEC

Home/Away/Neutral:

0-0 / 0-0 / 0-0

Preseason Rankings:

Collegiate Baseball - 6

USA Today - 10

D1Baseball - 14

NCBWA - 15

Baseball America - 18

Perfect Game - NR

Head Coach: Tim Corbin

VU Record: 646-315-1 (16th)

Career Record: 752-453-1 (21st)



DUKE

0-0 overall, 0-0 ACC

Home/Away/Neutral:

0-0 / 0-0 / 0-0

Preseason Rankings:

Perfect Game - 20

D1Baseball - 25

USA Today - RV

Collegiate Baseball - NR

NCBWA - 31

Perfect Game - NR

Head Coach: Chris Pollard

Duke Record: 153-128 (6th)

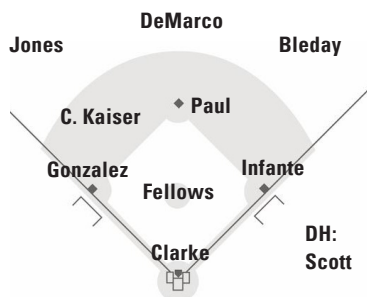
Career Record: 538-446-3 (19th)

NEED TO KNOW

- ★ Vanderbilt opens the 2018 season under the direction of head coach **Tim Corbin** for the 16th year. Corbin is just 10 victories shy of becoming the program's all-time winningest coach and is currently 646-315-1 with the Commodores.
- ★ For the eighth-straight year, Vanderbilt opens the season in the top-10. The Dores were ranked as high as No. 6 by Collegiate Baseball Newspaper and are in the Top 25 in five different polls.
- ★ Vandy owns the Southeastern Conference's longest streak of NCAA Tournament appearances, qualifying for 12 consecutive years. During the stretch, the Commodores lead the SEC in overall wins (540) and SEC victories (215).
- ★ The Commodores boast one of the strongest schedules in recent memory during 2018, playing a combined 22 games against opponents ranked in the preseason Top 25 including three to begin the year vs. No. 25 Duke.
- ★ This weekend marks the first time since Feb. 25-27, 2011, that Vanderbilt has hosted a three-game non-conference series against a top-25 team. The last visit came from No. 8 Stanford with the Dores winning two of three.
- ★ Vanderbilt starting pitcher **Patrick Raby** and first baseman **Julian Infante** have been named preseason All-Americans by Baseball America and Perfect Game, respectively. Raby went 10-4 with a 2.73 ERA across 16 starts a season ago while Infante led the Dores with 66 RBIs and finished with a .315 average.
- ★ The Dores' 16-member freshman class was ranked the nation's top recruiting class by Baseball America last September. It's the fifth time Vanderbilt has been named the nation's top class (2005, 2011, 2012, 2015) and the 13th straight year in which the Dores have had a Top 25 class -- both Baseball America records.
- ★ Vanderbilt has won 17-straight home openers, dating to 2001. The Dores begin the season with 10-straight games at Hawkins Field, the program's longest stretch of home matchups to open the year since hosting 14 in 2006.

PROJECTED STARTING LINEUP

(based on preseason depth chart)



BY THE NUMBERS SINCE 2006...

- 3** ★ College World Series appearances (2011, 2014, 2015)
- 6** ★ NCAA Super Regional appearances (2010, 2011, 2013, 2014, 2015, 2017)
- 12** ★ straight NCAA Tournament appearances (longest active streak in the SEC)
- 14** ★ players selected in the first round of the Major League Baseball Draft (nation's most)
- 48** ★ NCAA Tournament victories (most in the SEC)

VANDERBILT PROJECTED ROTATION

FRIDAY



DRAKE FELLOWS

RHP ★ 6-5 ★ 205 ★ So.

2017 ★ 3-3, 3.30 ERA, 16-10 APP-GS

SATURDAY



ZACH KING

LHP ★ 6-6 ★ 210 ★ So.

2017 ★ 2-1, 2.56 ERA, 25-0 APP-GS

SUNDAY



CHANDLER DAY

RHP ★ 6-5 ★ 180 ★ Jr.

2017 ★ 7-2, 3.78 ERA, 13-12 APP-GS

SERIES HISTORY

DUKE (0-0)
First Meeting

VS. THE ATLANTIC COAST CONFERENCE (ACC)
69-70-1 (.496)

LAST 5 GAMES VS. THE ACC (2-3)

Date	Opponent	Location	Result
5.10.16	Louisville	Nashville, Tenn.	L, 8-5
5.9.17	Louisville	Louisville, Ky.	L, 6-2
6.3.17	Clemson\$	Clemson, S.C.	W, 9-4
6.4.17	Clemson\$	Clemson, S.C.	L, 6-0
6.5.17	Clemson\$	Clemson, S.C.	W, 8-0

\$ NCAA Clemson Regional

2017 STATISTICAL LEADERS



VANDERBILT	CATEGORY	DUKE
Will Toffey .354 avg.	Batting avg.	Jimmy Herron .326 avg.
Jeren Kendall 80 hits	Hits	Jimmy Herron 75 hits
Jeren Kendall 59 runs	Runs Scored	Jimmy Herron 53 runs
Jason Delay 18 doubles	Doubles	Lebosky/Herron 17 doubles
Jeren Kendall 5 triples	Triples	Four players 2 triples
Jeren Kendall 15 home runs	Home Runs	Griffin Conine 13 home runs
Will Toffey 48 walks	Walks	Jack Labosky 37 walks
Jeren Kendall 20 stolen bases	Stolen Bases	Jimmy Herron 17 stolen bases
Patrick Raby 10 wins	Wins	Three players 4 wins
Zach King 2.56 ERA	ERA	Karl Blum 3.18 ERA
Patrick Raby 105.1 IP	Innings Pitched	Mitch Stallings 76.0 IP
Kyle Wright 121 strikeouts	Strikeouts	Mitch Stallings 74 strikeouts

2017 STATISTICAL COMPARISON



VANDERBILT	CATEGORY	DUKE
36-25-1	Record	30-28
.280	Batting Avg.	.271
6.59	Runs/Game	6.15
9.66	Hits/Game	9.24
114	Doubles	120
17	Triples	11
51	Home Runs	38
379	RBI	312
287	Walks	227
54-80	SB-ATT	68-89
3.71	ERA	4.84
5	Shutouts Thrown	2
544	Strikeouts	438
.225	Opp. Batting Avg.	.253
.976	Fielding Pct.	.974

INSIDE THE MATCHUP VS. DUKE

- ★ Vanderbilt and Duke meet for the first time in the history of the two programs this weekend.
- ★ The Dorees are no stranger to matchups, however, against opponents from the Atlantic Coast Conference (ACC). In fact, Vandy has faced every member of the ACC with the exception of the Blue Devils. In a combined 140 games against the league's 13 other members, Vanderbilt has posted an all-time record of 69-70-1 (.496).
- ★ Duke becomes the ninth opponent from the state of North Carolina that Vanderbilt has faced. The Commodores have previously squared off against Campbell, Davidson, East Carolina, NC State, North Carolina, UNC-Wilmington, Wake Forest and Western Carolina.
- ★ Friday marks the first meeting for the Dorees against an opponent from North Carolina since 2012. During that season, the Dorees won their first two matchups of the NCAA Raleigh Regional, defeating UNC-Wilmington and NC State before dropping two straight against the Wolf Pack.
- ★ Two Vanderbilt players hail from the state of North Carolina. Freshman infielder **Garrett Blaylock** is from Asheville, N.C., and junior utility player **Stephen Scott** calls Cary, N.C., home.

TOP-RANKED FRESHMAN CLASS

- ★ Vanderbilt's freshman class was named tops in the country by Baseball America last November.
- ★ It marked the fifth time Vanderbilt has brought in the nation's top class (2005, 2011, 2012, 2015) and 13th straight year in which the Dorees have had a Top 25 class -- both Baseball America records.
- ★ The Dorees boasted 10 players among Baseball America's top-500 draft eligible players including left-hander **Jake Eder** (No. 69), shortstop **Austin Martin** (No. 134) and catcher **Philip Clarke** (No. 167).
- ★ D1Baseball.com's list of 30 impact freshmen entering 2018 includes Vandy's **Jake Eder** (No. 16), **Jayson Gonzalez** (No. 18), **Philip Clarke** (No. 19) and **Pat DeMarco** (No. 25). With four players on the list, the Dorees trail only Florida (5).

VANDERBILT RE-VU

- ★ Vanderbilt finished third in the SEC East for a second-consecutive year in 2017 and posted a 36-25-1 overall record.
- ★ The Commodores captured the 2017 NCAA Clemson Regional, the team's fourth regional title in five years, before falling short to top-seeded Oregon State in the NCAA Corvallis Super Regional.
- ★ Vandy was led by a pair of first-round MLB Draft selections in **Kyle Wright** (No. 5/Atlanta) and **Jeren Kendall** (No. 23/LA Dodgers) who upped the Dorees' draft picks to 100 all-time. In 16 starts, Wright posted a 5-6 record and 3.40 ERA while Kendall hit .307 with a team-leading 15 home runs and 145 total bases.
- ★ In total, the Dorees look to replace eight 2017 MLB Draft selections including four pitchers (Wright, **Collin Snider**, **Reed Hayes**, **Matt Ruppenthal**) and four positional players (Kendall, **Will Toffey**, **Jason Delay**, **Ro Coleman**).
- ★ The Dorees finished 2017 ranked in the Top 20 in five different polls including No. 15 per Collegiate Baseball Newspaper and the NCBWA; No. 16 in the USA Today Coaches' Poll, No. 19 per Baseball America and No. 20 by D1Baseball.com.

GOLDEN BOYS

- ★ For a fourth-straight year, multiple Vandy players have been named to the Golden Spikes Award Preseason Watch List.
- ★ **Julian Infante** and **Patrick Raby** are among those featured. The award was first presented in 1978 and is given to an amateur player who best exhibits and combines "exceptional on-field ability and exemplary sportsmanship." The award is considered the most prestigious in amateur baseball.
- ★ Five Commodores have been named finalists for the Golden Spikes Award -- all coming since the 2007 season -- including **David Price**, who took home the honor in 2007. Other finalists include **Pedro Alvarez** (2007), **Tyler Beede** (2013), **Carson Fulmer** (2015) and **Dansby Swanson** (2015).

THE DOREES ARE DEALIN'

- ★ Over the last four seasons (2014-17), Vanderbilt's pitching staff has led the Southeastern Conference and was tied for seventh nationally with a 3.15 ERA. During that stretch, the Commodores have sent two teams to the College World Series finals and another to the NCAA Super Regionals.
- ★ Vanderbilt finished ninth in 2015 (2.84 ERA) as well as 25th in 2014 (2.90 ERA) and 2016 (3.25 ERA). The Dorees were 34th nationally a season ago (3.71 ERA) but return several key pieces on the mound for 2018 including starters **Patrick Raby** (10-4, 2.73 ERA), **Drake Fellows** (3-3, 3.30 ERA) and **Chandler Day** (7-2, 3.78 ERA).

VANDY PICKED TO FINISH THIRD IN SEC EAST

- ★ After consecutive third-place finishes in the SEC East, Vanderbilt has been picked to finish in the same position according to the league's head coaches.
- ★ Florida was picked as the preseason favorite to win both the East and the SEC with a total of 91 points and 13-of-14 first-place votes. Kentucky garnered 74 points and was second in the East. In the West, Arkansas picked up 90 points and 12 first-place nods followed by Texas A&M with 72 points.

EASTERN DIVISION	POINTS	WESTERN DIVISION	POINTS
Florida (13)	91	Arkansas (12)	90
Kentucky (1)	74	Texas A&M (1)	72
Vanderbilt	72	Ole Miss (1)	62
South Carolina	50	LSU	59
Georgia	41	Mississippi State	44
Missouri	32	Auburn	38
Tennessee	25	Alabama	20

A WORLD SERIES KIND OF FEEL

- ★ After playing 10-straight at home to begin the season, Vanderbilt heads west for a seven-game road trip including games at Houston's Minute Maid Park and Los Angeles' Dodger Stadium -- the two sites for the 2017 World Series matchup between the Astros and Dodgers.
- ★ The Commodores will take part in the Shriners Hospitals for Children College Classic at Minute Maid from March 2-4. The three-day, six-team tournament features programs against local universities squaring off against the SEC. Vandy will face Sam Houston State (3/2), Louisiana (3/3) and Houston (3/4).
- ★ For the fourth-straight year, the Dorees will head to California, this go-around, visiting Long Beach State (3/7), UCLA (3/9) and USC (3/10) before facing off against TCU in the Dodger Stadium College Baseball Classic on March 11.

FORMER PLAYERS JOIN COBRIN'S STAFF

- ★ Last September, head coach Tim Corbin and associate head coach Scott Brown welcomed back former players **Mike Baxter** and **David Macias**. Baxter serves as the Dorees' hitting coach and recruiting coordinator while Macias comes on board as Vanderbilt's volunteer assistant coach.
- ★ Baxter joins the Commodores after a 12-year professional career that included playing in the big leagues for four organizations over parts of six seasons. Baxter made his major league debut with the San Diego Padres in 2010, and also played for the New York Mets (2011-13), Los Angeles Dodgers (2014) and Chicago Cubs (2015).
- ★ Macias was previously on Corbin's staff as the team's strength coach in 2014 when the Dorees won the national championship and was the volunteer assistant in 2015 when the Dorees returned to the College World Series finals. Prior to rejoining Corbin's staff, Macias was with the Seattle Mariners organization as a minor league manager.

D1BASEBALL.COM RECOGNIZES DORES

- ★ Last September, D1Baseball.com recognized Vanderbilt as the **No. 2 program nationally** in the publication's bi-annual top-100 rankings. The list is designed to assess the overall health of programs in the current era with the ultimate goal of identifying "the programs in the best shape right now, with an eye toward the next five to 10 years."
- ★ Below is a list of where Vandy players rank among the publication's top SEC prospects for the 2018 and 2019 MLB Draft.

TOP SEC PROSPECTS, 2018 DRAFT

Ranking	Player	Position
#23	Reid Schaller	RHP
#31	Connor Kaiser	SS
#34	Patrick Raby	RHP
#35	Ethan Paul	2B
#41	Chandler Day	RHP
#50	Julian Infante	1B

TOP SEC PROSPECTS, 2019 DRAFT

Ranking	Player	Position
#9	Jackson Gillis	LHP
#15	Drake Fellows	RHP
#16	Zach King	LHP
#20	JJ Bleday	OF
#35	Pat DeMarco	OF
#36	Philip Clarke	C

CORBIN NEARING ALL-TIME WINNINGEST MARK

- ★ Head coach **Tim Corbin** enters 2018 just 10 victories shy of becoming Vanderbilt's all-time winningest coach. The 16th-year head coach, who owns a 646-315-1 record, trails only Roy Mewbourne, who racked up 655 wins between 1979-2002. Here is a look back at some of Corbin's milestone victories:

Win #	Score	Location	Date
1	Vanderbilt 4, The Citadel 3	Charleston, S.C.	2/15/03
27^	Vanderbilt 6, Tennessee 5	Nashville, Tenn.	5/18/03
100	Vanderbilt 14, Jacksonville State 5	Nashville, Tenn.	3/29/05
198#	Vanderbilt 4, LSU 1	Nashville, Tenn.	5/17/07
200	Vanderbilt 4, Miami (OH) 3	Tempe, Ariz.	2/24/08
300	Vanderbilt 7, Florida 0	Gainesville, Fla.	4/4/10
400	Vanderbilt 3, Louisville 2	Nashville, Tenn.	5/8/12
459	Vanderbilt 14, Alabama 10	Nashville, Tenn.	5/18/13
500	Vanderbilt 3, Missouri 1	Columbia, Mo.	5/3/14
516\$	Vanderbilt 3, Virginia 2	Omaha, Neb.	6/25/14
600	Vanderbilt 10, Georgia 3	Nashville, Tenn.	4/30/16

^ Vanderbilt clinches sweep vs. Tennessee, first trip to the SEC Tournament since 1996 with walk-off home run

Vanderbilt claims first ever Southeastern Conference regular-season championship

% Vanderbilt sets SEC record with 26th league victory, breaking South Carolina's mark of 25 set in 2000

\$ Vanderbilt captures first College World Series title in winner-take-all victory against Virginia

THE SEC: IT JUST MEANS MORE

- ★ The Southeastern Conference has sent 58 teams to the College World Series since 1990 with Vanderbilt doing its part to represent the league in 2011, 2014 and 2015. The league has now appeared in the College World Series in 32 of the last 33 years including appearances by 18 teams in the last seven years.
- ★ In 2017, the SEC tied its own national record with six teams competing in the NCAA Super Regionals. The Commodores were among the field as part of the NCAA Corvallis Super Regional.
- ★ Total home attendance for all 14 SEC teams passed the two million mark for the seventh consecutive season a year ago while total attendance for the 2017 SEC Tournament was 127,479.
- ★ A total of 11 SEC student-athletes were selected on the first day of the 2017 Major League Baseball Draft including Vandy right-handed pitcher Kyle Wright (1st round/5th overall) and outfielder Jeren Kendall (1st round/23rd overall).

2017 SEC STANDINGS

SEC - EAST	SEC	PCT.	GB	ALL	PCT.
#Florida	21-9	.700	--	52-19	.732
Kentucky	19-11	.633	2.0	43-23	.652
Vanderbilt	15-13-1	.534	5.0	36-25-1	.589
Missouri	14-16	.467	7.0	36-23	.610
South Carolina	13-17	.433	8.0	35-25	.583
Georgia	11-19	.367	10.0	25-32	.439
Tennessee	7-21	.250	13.0	27-25	.519

SEC - WEST	SEC	PCT.	GB	ALL	PCT.
#^LSU	21-9	.700	--	52-20	.722
Arkansas	18-11	.621	2.5	45-19	.703
Mississippi State	17-13	.567	4.0	40-27	.597
Auburn	16-14	.533	5.0	37-26	.587
Texas A&M	16-14	.533	5.0	41-23	.641
Ole Miss	14-16	.467	7.0	32-25	.561
Alabama	5-24-1	.172	15.5	19-34-1	.358

- SEC Co-Champion; ^ - SEC Tournament Champion

**SEC OPENING WEEKEND SCHEDULE
(ALL TIME CENTRAL)****FRIDAY, FEBRUARY 16**

Maryland at Tennessee	2:30 PM
Valparaiso at Alabama	3:00 PM
VMI at South Carolina	3:00 PM
Bucknell at Arkansas	4:00 PM
Georgia Southern at Georgia	4:00 PM
Kentucky at Wofford	4:00 PM
Winthrop at Ole Miss	4:00 PM
Mississippi State at S. Miss	4:00 PM
Duke at Vanderbilt	4:00 PM
Longwood at Auburn	5:00 PM
Siena at Florida	5:30 PM
Missouri at FIU	6:00 PM
Rhode Island at Texas A&M	6:30 PM
Notre Dame at LSU	7:00 PM

SATURDAY, FEBRUARY 17

VMI at South Carolina	11:00 AM
Bucknell at Arkansas	11:30 AM
Georgia Southern at Georgia	12:00 PM
Duke at Vanderbilt	12:00 PM
Maryland at Tennessee	1:00 PM
Mississippi State at S. Miss	1:00 PM
Longwood at Auburn	1:00 PM
Rhode Island at Texas A&M	1:00 PM
Winthrop at Ole Miss	1:30 PM
Valparaiso at Alabama	2:00 PM
Siena at Florida	3:00 PM
Kentucky at USC Upstate	4:00 PM
Notre Dame at LSU	4:00 PM
Missouri at FIU	6:00 PM

SUNDAY, FEBRUARY 18

Evansville at Kentucky	10:00 AM
Notre Dame at LSU	11:00 AM
VMI at South Carolina	12:00 PM
Bucknell at Arkansas	12:00 PM
Georgia Southern at Georgia	12:00 PM
Maryland at Tennessee	12:00 PM
Rhode Island at Texas A&M	12:00 PM
Winthrop at Ole Miss	12:00 PM
Siena at Florida	12:00 PM
Missouri at FIU	12:00 PM
Duke at Vanderbilt	1:00 PM
Mississippi State at S. Miss	1:00 PM
Longwood at Auburn	1:00 PM
Valparaiso at Alabama	1:00 PM

2018 QUICK FACTS

GENERAL

Location _____ Nashville, Tenn.
 Founded _____ 1873
 Enrollment _____ 6,871
 Nickname _____ Commodores
 Colors _____ Black and Gold
 Affiliation _____ NCAA Division I
 Conference _____ Southeastern
 Athletic Ticket Office _____ 615.322.3544
 Chancellor _____ Nicholas S. Zeppos
 Director of Athletics _____ David Williams II

TEAM INFORMATION

2017 Overall Record _____ 36-25-1
 _____ Home: 21-11-1 Away: 10-12 Neutral: 5-2
 SEC Record _____ 15-13-1
 _____ Home: 8-5-1 Away: 7-8
 Conference Finish _____ 3rd East, 6th Overall
 Postseason _____ NCAA Corvallis Super Regional
 Final Ranking: _____ 5 Polls 15 (CB), 15 (NCBWA),
 _____ 16 (USA), 18 (BA), 19 (D1)
 Returning Letterwinners _____ 18
 Positional Starters Returning _____ 5
 Starting Pitchers Returning _____ 3
 Other Pitchers Returning _____ 5
 Lettermen Lost _____ 12
 _____ Professional Baseball _____ 8
 Newcomers _____ 16

COACHING STAFF

Head Coach _____ Tim Corbin
 Alma Mater _____ Ohio Wesleyan, 1984
 Career Record _____ 752-453-1 (.624/20 years)
 Record at Vanderbilt _____ 646-315-1 (.672/15 years)
 Assoc. Head Coach _____ Scott Brown
 Alma Mater _____ SUNY-Cortland, 1999
 Assistant Coach _____ Mike Baxter
 Alma Mater _____ Vanderbilt, 2005
 Volunteer Assistant Coach _____ David Macias
 Alma Mater _____ Vanderbilt, 2008

HISTORY

All-Time Record _____ 2,262-1727-33 (119 years)
 All-Time SEC Record _____ 692-900-10 (70 years)
 SEC Titles _____ 6 (1973, '74, '80, '07, '11, '13)
 SEC Tournament Titles _____ 4 (1973, '74, '80, '07)
 All-time SEC Tournament Record _____ 47-36
 NCAA Tournament Appearances _____ 16
 _____ (1973, '74, '80, '04, '06, '07, '08,
 _____ '09, '10, '11, '12, '13, '14, '15, '16, '17)
 All-time NCAA Tournament Record _____ 54-36
 NCAA Super Regional Appearances _____ 7
 _____ (2004, '10, '11, '13, '14, '15, '17)
 College World Series Appearances _____ 3
 _____ (2011, '14, '15)
 National Champions _____ 1 (2014)

MLB SPRING TRAINING ON DECK

★ With pitchers and catchers reporting this week to MLB spring training in Arizona and Florida, Vanderbilt is expected to once again have a major presence across the big leagues. In total, 15 former Vandy players have received spring training invites including the 11 below who made big-league appearances a season ago.

NAME (YEARS AT VU)	MLB TEAM	TIDBT
Pedro Alvarez (2006-08)	Baltimore Orioles	2013 National League All-Star
Walker Buehler (2013-15)	Los Angeles Dodgers	LAD top prospect, called up on Sept. 6, 2017
Ryan Flaherty (2006-08)	Philadelphia Phillies	Signed by PHI this month after six years with Orioles
Sonny Gray (2009-11)	New York Yankees	Made two postseason starts for NYY in 2017
Tony Kemp (2011-13)	Houston Astros	Member of 40-man roster for World Series champions
Mike Minor (2007-09)	Texas Rangers	Signed 3-year, \$28 million deal in offseason
David Price (2005-07)	Boston Red Sox	2012 American League Cy Young Award winner
Dansby Swanson (2013-15)	Atlanta Braves	2017 with Braves: .232, 59 runs, 51 RBIs, 6 HR
Drew VerHagen (2012)	Detroit Tigers	0-3 with 5.77 ERA in 24 appearances in 2017 with DET
Carson Fulmer (2013-15)	Chicago White Sox	3-1, 3.86 ERA after being recalled on Sept. 1, 2017
Jared Miller (2012-14)	Arizona Diamondbacks	Contract selected from Reno Aces on Nov. 20, 2017

DORES IN THE PRO NOTES

- ★ At least one Dore has been drafted every year since 1991 with a total of 100 players signing professional contracts.
- ★ Vanderbilt is one of only two universities in the nation to produce multiple No. 1 picks with David Price (2007) and Dansby Swanson (2015), joining Arizona State (Rick Monday - 1965, Floyd Bannister - 1968, Bob Horner - 1978).
- ★ Under Corbin, Vanderbilt pro alums have earned **over \$62 million dollars** in signing bonuses.
- ★ Since head coach **Tim Corbin** arrived in 2003, every Vanderbilt starting catcher has been selected in the MLB Draft.
- ★ The Dore have had at least one MLB first round selection on the mound every year in the Tim Corbin era.
- ★ Eighty-nine pitchers have been selected in the MLB Draft, including 55 during the **Tim Corbin** era (since 2003).

HONORING NO. 41 DONNY EVERETT

- ★ Vanderbilt continues to honor the memory of **Donny Everett**, who tragically passed away in a drowning accident the day before the Commodores opened the 2016 NCAA Nashville Regional.
- ★ The Donny Everett Scholarship was established during the 2016 school year. Everett's memory lives on with the display of No. 41 on the field and with the No. 41 flag among the major league players in right field.
- ★ Everett was the 2015 Tennessee Gatorade Player of the Year and one of the highest-rated players in the nation to attend college. He turned down the Milwaukee Brewers as a 29th round draft pick to join Vanderbilt.

TOUGH TESTS ABUNDANCE IN 2018

- ★ Vanderbilt plays 12 teams that reached the 2017 NCAA Tournament for a total of 22 games, including Auburn (3), Florida (3), Houston, Kentucky (3), LSU (3), Long Beach State, Louisville, Mississippi State (3), Sam Houston State, TCU, Tennessee Tech and UCLA. Of the 12 teams, eight reached the NCAA Super Regionals.
- ★ The schedule also includes 18 games against squads that racked up 40-plus victories a season ago:

2018 Opponent	'17 Record	NCAA Round
Florida (3)	52-19	CWS Champions
Houston (1)	42-21	Regional
Kentucky (3)	43-23	Super Regional
Long Beach State (1)	42-20-1	Super Regional
Louisville (1)	53-12	CWS
LSU (3)	52-20	CWS Finals
Mississippi State (3)	40-27	Super Regional
Sam Houston State (1)	44-23	Super Regional
TCU (1)	50-18	CWS
Tennessee Tech (1)	41-21	Regional

VANDY SLATED FOR 12 NATIONAL TV APPEARANCES

- ★ Vanderbilt will not be hard to find this season as the Commodores will be televised nationally 11 times on the ESPN family of networks and once on the PAC-12 Network. Another 28 matchups will be streamed via the SEC Network+.

March 10	at USC	6 p.m.	PAC-12N
March 16	at Mississippi State	6 p.m.	SECN
March 23	LSU	8 p.m.	ESPNU
March 24	LSU	7:30 p.m.	ESPNU
March 25	LSU	12 p.m.	ESPN2
March 31	at Florida	11 a.m.	ESPNU
April 1	at Florida	11 a.m.	SECN
April 5	Georgia	6 p.m.	ESPNU
April 15	Ole Miss	4 p.m.	ESPNU
April 19	at Missouri	7 p.m.	ESPNU
May 1	Louisville	6 p.m.	SECN
May 13	at Tennessee	11 a.m.	SECN

FRIDAY PROBABLE STARTER



#66 DRAKE FELLOWS

★ Sophomore ★ RHP ★ 6-5 ★ 205

★ Plainfield, Ill. ★ Joliet Catholic Academy

★ **LAST START:** June 4, 2017 at Clemson - Loss, 6.2 IP, 6 H, 2 R, 2 ER, 2 BB, 7 K★ **2017 SEASON:** 3-3, 3.30 ERA, 16 APP, 10 GS, 1 SV, 62.2 IP, 54 H, 28 R, 23 ER, 17 BB, 68 K★ **CAREER:** Same

THOUGHTS FROM HEAD COACH TIM CORBIN

"Drake impacted our team and pitching staff immediately as a freshman. He became a solid starter for us in the league and down the last stretch of the season. He has the ability to throw consistent strikes with several pitches and has good presence...he competes well. He has made a jump physically and will continue to do so. He will be in contention for a starting role on our staff."

TONIGHT'S START:

... is the first sophomore to start Opening Day since Kevin Ziomek in 2012
 ... is making his 11th career start and second-straight on Opening Weekend
 ... allowed three runs or fewer in eight of his 10 starts a season ago
 ... went 2-1 with a 2.84 ERA in 8 appearances at Hawkins Field a season ago
 ... went 1-0 with a 1.38 ERA in two starts during the month of February a season ago. Limited opponents to a .196 average in those games

2017 AT A GLANCE

... made 16 appearances including 10 starts
 ... posted a 3-3 record with a 3.30 ERA across 62.2 innings
 ... lasted six-plus innings in six of 10 starts
 ... struck out 10 Alabama hitters and allowed just two earned runs on May 13
 ... two-hit San Diego in first start on Feb. 19 while fanning five

JOILET CATHOLIC ACADEMY

... 2016 Rawlings-Perfect Game second-team All-American
 ... Top-ranked pitcher in Illinois according to Perfect Game
 ... Named ESCC Pitcher of the Year in 2014 and 2015
 ... Helped Hilltoppers claim 2014 state title and finish ranked 25th nationally
 ... Lettered in both baseball and basketball



CAREER HIGHS

Innings Pitched _____ 8.0, vs. St. Mary's (3/12/17)
 Hits: _____ 8, vs. Cal State Northridge (3/5/17)
 Strikeouts: _____ 10, vs. Alabama (5/20/17)
 Walks: _____ 3, 2x (last at Kentucky 4/2/17)
 Runs: _____ 6, vs. Florida (4/15/17)
 Earned Runs: _____ 5, vs. Florida (4/15/17)
 Home Runs: _____ 2, vs. Florida (4/15/17)
 Pitches: _____ 112, at Clemson (6/4/17)

SEASON HIGHS

Innings Pitched _____
 Hits: _____
 Strikeouts: _____
 Walks: _____
 Runs: _____
 Earned Runs: _____
 Home Runs: _____
 Pitches: _____

CAREER STATS

YEAR	ERA	W-L	APP	GS	CG	SHO	SV	IP	H	R	ER	BB	SO	2B	3B	HR	BF	BAvg	WP	HBP	BK	SFA	SHA
2017	3.30	3-3	16	10	0	0	1	62.2	54	28	23	17	68	9	1	9	268	.226	8	7	1	2	3

2017 GAME-BY-GAME STATS

Date	OPPONENT	GS	IP	H	R	ER	BB	SO	2B	3B	HR	WP	BK	HBP	IBB	Final	W-L	SV	ERA	NP
Feb 19	San Diego	*	6.0	2	0	0	1	5	1	0	0	0	0	1	0	11-1	1-0	0	0.00	78
Feb 26	UIC	*	7.0	7	2	2	1	9	0	0	1	0	0	0	0	2-5	1-0	0	1.38	105
Mar 05	CSU NORTHBRIDGE	*	6.0	8	1	1	1	5	0	0	1	0	1	0	0	11-3	2-0	0	1.42	91
Mar 12	SAINT MARY'S-2	*	8.0	2	1	0	0	8	0	0	0	0	0	0	0	9-1	3-0	0	1.00	101
Mar 19	Ole Miss	*	4.1	5	3	3	3	6	0	0	0	1	0	0	0	8-10	3-0	0	1.72	75
Apr 02	Kentucky	*	4.2	5	2	2	3	4	1	1	1	0	0	2	0	6-4	3-0	0	2.00	79
Apr 08	South Carolina	*	2.2	5	4	4	0	1	1	0	1	0	0	1	0	1-6	3-1	0	2.79	37
Apr 11	TENNESSEE TECH	*	1.0	1	0	0	0	2	0	0	0	0	0	0	0	2-5	3-1	0	2.72	15
Apr 15	FLORIDA	*	2.0	4	6	5	1	2	1	0	2	1	0	1	0	8-20	3-2	0	3.67	50
Apr 22	Georgia-2	*	3.2	1	2	0	2	4	0	0	0	2	0	0	0	10-5	3-2	1	3.38	61
May 02	AUSTIN PEAY	*	1.0	1	0	0	0	3	0	0	0	0	0	0	0	8-4	3-2	1	3.30	17
May 05	MISSOURI	*	0.1	1	0	0	1	1	0	0	0	0	0	0	0	5-2	3-2	1	3.28	12
May 09	Louisville	*	1.0	0	0	0	0	0	0	0	0	0	0	0	0	2-6	3-2	1	3.21	9
May 13	Arkansas	*	2.0	2	2	2	0	1	0	0	1	1	0	0	0	6-2	3-2	1	3.44	24
May 20	ALABAMA	*	6.1	4	3	2	2	10	3	0	1	2	0	1	0	3-3	3-2	1	3.38	100
Jun 04	Clemson	*	6.2	6	2	2	2	7	2	0	1	1	0	1	0	0-6	3-3	1	3.30	112

DORES RANKED TOP-10 PRESEASON ONCE AGAIN

- ★ For an eighth-straight season, Vanderbilt is situated in the Top 10 rankings during the preseason. The Commodores are ranked as high as No. 6 by Collegiate Baseball and are No. 10 according to the USA Today Coaches Poll.
- ★ The preseason rankings follow the Commodores' fourth NCAA Super Regional appearance in five seasons a year ago. Vandy concluded 2017 ranked as high as No. 15 per Collegiate Baseball Newspaper and the NCBWA.

WHAT'S BACK IN 2018: OFFENSE

- ★ The Dorens bring back five position players who started at least 50 percent of the games (31 of 62) for last season's NCAA Super Regional team — **Julian Infante** (62), **JJ Bleday** (48), **Ethan Paul** (52), **Connor Kaiser** (59) and **Stephen Scott** (31). Players **Harrison Ray** (17) and **Alonzo Jones** (25) started at least 10.

Category	'18 Ret.	'17 Total	Pct. Back
Runs Batted In	176	379	46.4%
Doubles	60	114	52.6%
Triples	6	17	35.2%
Home Runs	22	51	43.1%
Hits	299	599	49.9%
At Bats	1158	2141	54.0%
Runs	213	409	52.0%
Stolen bases	17	54	31.4%

WHAT'S BACK IN 2018: PITCHING

- ★ The Commodores bring back seven pitchers with experience from last season. Four pitchers logged starts on the mound in 2017 — **Patrick Raby** (16), **Drake Fellows** (10), **Chandler Day** (12) and **Maddux Conger** (3)

Category	'18 Ret.	'17 Total	Pct. Back
Appearances	116	213	54.4%
Victories	25	36	69.4%
Starts	41	62	66.1%
Strikeouts	307	544	56.4%
Innings Pitched	326.1	558.2	58.4%
Saves	1	12	8.3%

VANDERBILT IN NATIONAL RANKINGS

DATE	BA	NCBWA	CB	USA	D1	PG
PS	18	15	6	10	14	NR
Feb. 19						
Feb. 26						
Mar. 5						
Mar. 12						
Mar. 19						
Mar. 26						
Apr. 2						
Apr. 9						
Apr. 16						
Apr. 23						
Apr. 30						
May 7						
May 14						

NATIONAL POLLS

BA	Baseball America
CB	Collegiate Baseball
NCBWA	National Collegiate Baseball Writers Association
USA	USA Today Coaches
PG	Perfect Game
D1	D1Baseball.com

HIGHEST RANKING THIS SEASON

Poll	Date	Ranking
Collegiate Baseball	Preseason	6

NATIONAL RANKINGS

BASEBALL AMERICA (Preseason)	COLLEGIATE BASEBALL (Preseason)	NCBWA (Preseason)	USA TODAY COACHES (Preseason)	PERFECT GAME (Preseason)	D1BASEBALL (Preseason)
1. Florida	1. Florida	1. Florida	1. Florida	1. Florida	1. Florida
2. Oregon State	2. Oregon State	2. Oregon State	2. Oregon State	2. Oregon State	2. Oregon State
3. Florida State	3. Arkansas	3. Texas Tech	3. Texas Tech	3. TCU	3. Texas Tech
4. Arkansas	4. Florida State	4. Florida State	4. TCU	4. Texas Tech	4. Arkansas
5. Texas Tech	5. Texas Tech	5. TCU	5. Florida State	5. Florida State	5. Florida State
6. North Carolina	6. Vanderbilt	6. Arkansas	6. Arkansas	6. Arkansas	6. North Carolina
7. TCU	7. North Carolina	7. North Carolina	7. North Carolina	7. North Carolina	7. TCU
8. Kentucky	8. Kentucky	8. Kentucky	8. Kentucky	8. Kentucky	8. Kentucky
9. Stanford	9. TCU	9. Texas A&M	9. LSU	9. Miami (FL)	9. Ole Miss
10. Texas A&M	10. LSU	10. Cal State Fullerton	10. Vanderbilt	10. Stanford	10. Texas A&M
11. Cal State Fullerton	11. Dallas Baptist	11. LSU	11. Texas A&M	11. Mississippi	11. UCLA
12. Clemson	12. Cal. St. Fullerton	12. UCLA	11. Cal State Fullerton	12. LSU	12. Mississippi State
13. UCLA	13. Mississippi State	13. Stanford	13. Louisville	13. NC State	13. Stanford
14. Texas	14. UCLA	14. Louisville	14. UCLA	14. Louisville	14. Vanderbilt
15. Virginia	15. Clemson	15. Vanderbilt	15. Mississippi State	15. Texas A&M	15. Louisville
16. Mississippi	16. Virginia	16. Mississippi	16. Stanford	16. UCLA	16. LSU
17. LSU	17. South Alabama	17. Mississippi State	17. Dallas Baptist	17. Indiana	17. Cal State Fullerton
18. Vanderbilt	18. UL-Lafayette	18. Virginia	18. Virginia	18. Oklahoma	18. Dallas Baptist
19. Louisville	19. South Carolina	19. Clemson	19. Mississippi	19. Cal State Fullerton	19. Virginia
20. Indiana	20. Miami (FL)	20. Dallas Baptist	20. Texas	20. Duke	20. South Alabama
21. Southern Miss	21. Louisville	21. Texas	21. Clemson	21. Houston	21. Texas
22. UCF	22. Missouri State	22. South Alabama	22. Houston	22. Sam Houston State	22. West Virginia
23. Mississippi State	23. NC State	23. Southern Mississippi	23. South Alabama	23. Texas	23. Indiana
24. South Alabama	24. Stanford	24. Indiana	24. Miami	24. Clemson	24. Houston
25. St. John's	25. Southern Miss	25. Houston	25. North Carolina State	25. Mississippi State	25. Duke
	26. Texas	26. Miami (FL)			
	27. Oklahoma State	27. West Virginia			
	28. Winthrop	28. NC State			
	29. Georgia Tech	29. UCF			
	30. Houston	30. Arizona			



HAWKINS FIELD

TOP-10 ATTENDANCE MARKS - SINGLE GAME

	Attendance	Opponent	Date
1.	3,700	Tennessee	May 16, 2009
		Tennessee	May 15, 2009
		Florida	April 4, 2009
4.	3,693	Arkansas	May 22, 2010
5.	3,645	Tennessee	April 29, 2011
6.	3,626	24 games - most recent listed	
		Florida	April 15, 2017
		Florida	April 14, 2017
		Auburn	May 21, 2016
		Kentucky	April 17, 2016
		Kentucky	April 16, 2016
		South Carolina	April 2, 2016

TOP 3-GAME SERIES ATTENDANCE

	Attendance	Opponent	Dates
1.	10,878	Florida	May 7-9, 2015
		Stanford*	June 6-8, 2014
3.	10,661	Tennessee	March 27-29, 2015
4.	10,640	Kentucky	April 15-17, 2016
5.	10,636	South Carolina	March 31-April 2, 2016
6.	10,582	Mississippi State	March 18-20, 2016
7.	10,528	Georgia	April 29-May 1, 2016
8.	10,400	Florida	April 13-15, 2017
9.	10,338	Tennessee	May 14-16, 2009
10.	10,277	Ole Miss	April 9-11, 2015

^ - NCAA Regional * - NCAA Super Regional

HAWKINS FIELD FACTS

- ★ Officially dedicated April 27, 2002
- ★ Capacity (3,626) – 2,200 chairback seats; 1,426 bleacher seats
- ★ Dimensions: LF-310; CF-400; RF-330; Alleys-375
- ★ Since 2007 Vanderbilt is 305-89-1 (.773) at Hawkins Field.
- ★ There have been 110 total sellouts in the stadium's history.
- ★ .735 all-time VU winning percentage (413-148-1) at The Hawk.

YEARLY ATTENDANCE - NCAA RANKINGS

YEAR	DATES	TOTAL	RANK	AVERAGE
2014	40	112,426	23rd	2,811
2015	32	91,144	21st	2,848
2016	36	110,239	17th	3,062
2017	33	92,286	24th	2,797

MISCELLANEOUS RECORDS

- ★ Most Wins in a Season _____ 34 (2007, 2013)
- ★ Longest Win Streak _____ 15 games (2/18-3/16/07)
- ★ Longest Game (Time) _____ 5:33 vs. Louisville (5/11/10)
- ★ Longest Game (Innings) _____ 17.0 vs. Louisville (5/11/10)

A BRIEF RUN DOWN: HAWKINS FIELD

Hawkins Field serves as the home of the Vanderbilt Commodores and with recently completed facilities it stands as one of the top college baseball parks in the country. Now in its 16th season of existence, greets fans with chairback seats close to the field of play with bleacher seating in the outfield.

Nestled alongside Vanderbilt Stadium and Memorial Gymnasium on the west end of campus, the ballpark was constructed as the Commodores' first baseball-only facility in school history. It was built near the exact location of McGugin Field, which served as baseball's home field for 76 years and part-time football practice field.



THE TIM CORBIN FILE

Personal

Tim Carter Corbin

____ Born: Aug. 5, 1961, at Wolfeboro, N.H.

____ Hometown: Wolfeboro, N.H.

____ Family: Maggie (wife), daughters Molly and Hannah

Education

Ohio Wesleyan

____ Master of Arts in Athletic Administration, 1986

____ Bachelor of Arts in Physical Education, 1984

Playing Experience

Ohio Wesleyan

____ Four-year letterman as an infielder and catcher

Coaching Experience

Vanderbilt Commodores

Head Coach (2003-present)

____ 646-315-1 record (.672)

____ Highest winning % all-time among VU coaches

____ 10 wins shy of becoming program's all-time leader

____ 2014 College World Series Champions

____ 2014 national coach of the year

____ 2015 College World Series Runner-Up

____ Three CWS Appearances (2011, 2014, 2015)

____ 12-Straight NCAA Tournament appearances

____ Record-setting 26 SEC wins in 2013

____ 55 pitchers taken in MLB Draft during Corbin era

____ 15 First-Round MLB Draft picks in Corbin era

____ D1Baseball.com's No. 1 program in 2015

____ D1Baseball.com's No. 2 program in 2017

____ 2007 SEC regular season and tournament champs

____ Three SEC regular season titles (2007, 2011, 2013)

Clemson Tigers

Associate Head Coach (2001-02)

Assistant Head Coach (1998-01)

Assistant Coach (1994-98)

____ Fourth-winningest program nationally from 1994-02

____ Nine NCAA Tournament appearances

____ Four CWS appearances (1995, 1996, 2000, 2002)

____ Recruited nine-straight top-25 Classes

____ 20 players earned All-America status

Presbyterian Blue Hose

Head Coach (1988-93)

____ Led restart of dormant program

____ Led transition from NAIA to NCAA Division II

____ 106-138 overall record

Wofford

Assistant Coach (1987)

Ohio State Buckeyes

Graduate Assistant Coach (1985-86)



In 15 seasons at Vanderbilt, Tim Corbin has transformed Vanderbilt into one of the national powers of college baseball and taken the program to unprecedented success winning the school's first-ever men's national title in 2014.

Corbin's overall record of 646-315-1 (.672) is second-best in terms of wins at Vanderbilt, and first in terms of win percentage for coaches with 100 games or more.

Under Corbin, Vanderbilt boasts the Southeastern Conference's longest streak of consecutive NCAA Tournament appearances at 12. The Commodores have advanced to a Super Regional in four of the last five years.

In 2015, Vanderbilt returned to the College World Series for the third time in five years with team's fourth 50-win season in the last four making it back to the CWS Finals before losing in three games to Virginia. The Commodores captured the SEC East with a 20-10 mark.

The 2014 Commodores topped Virginia in the College World Series finals in three games to claim the title in just the Commodores' second trip to Omaha. For the third time in four years Vandy hosted NCAA Regionals and Super Regionals, topping Oregon in the Regional final and Stanford in the Super Regionals.

Vanderbilt's 2013 team was one for the ages as the Commodores matched the school record with a 54-12 record and smashed the SEC record with a 26-3 mark to win the league title.

Year	Overall	Conf.	Place	Home	Road	Neutral	SEC Tourn	NCAA
2003	27-28	14-16	T-6th	19-10	6-14	2-4	0-2	--
2004	45-19	16-14	7th	28-5	11-11	6-3	3-1	3-2
2005	34-21	13-17	8th	23-12	11-9	0-0	--	--
2006	38-27	16-14	6th	23-12	10-11	5-4	3-2	2-2
2007	54-13	22-8	1st	34-4	12-8	8-1	5-1	3-2
2008	41-22	15-14	T-4th	22-9	12-9	7-4	3-2	1-2
2009	37-27	12-17	8th	22-11	10-14	5-3	3-1	3-2
2010	46-20	16-12	5th	27-6	13-11	6-3	1-2	5-3
2011	54-12	22-8	T-1st	33-4	16-5	5-3	3-1	7-2
2012	35-28	16-14	T-5th	22-12	7-13	6-3	5-1	2-2
2013	54-12	26-3	1st	34-7	17-3	3-2	3-2	3-3
2014	51-21	17-13	6th	31-10	13-7	7-4	1-2	10-3
2015	51-21	20-10	2nd	28-8	15-7	8-6	3-2	9-2
2016	43-19	18-12	6th	31-7	9-10	3-2	2-2	0-2
2017	36-25-1	15-13-1	6th	21-11-1	10-12	5-2	0-1	3-3
2018								
Career	646-315-1	258-185-1	--	377-117-1	172-144	76-44	35-22	51-30

ASSISTANT COACHES



SCOTT BROWN
Assoc. Head Coach



MIKE BAXTER
Assistant Coach



DAVID MACIAS
Volunteer Assistant

PROJECTED STARTING LINEUP

C ★ 5 ★ Philip Clarke ★ Freshman

GP-GS: 0-0 AVG: .000 HR: 0 RBI: 0

- ★ Lettered four years at Christ Presbyterian Academy (Franklin, Tenn.)
- ★ Helped lead the Lions to a runner-up finish in the Tennessee State Tournament, and District, Sectional and Regional Championships as a senior
- ★ Named 2017 Tennessean Baseball Player of the Year

1B ★ 22 ★ Julian Infante ★ Junior

2017 - GP-GS: 62-62 AVG: .315 HR: 11 RBI: 66

- ★ Preseason All-American by Perfect Game
- ★ Preseason first-team Southeastern Conference
- ★ Recognized on Golden Spikes Award Watch List
- ★ In 2017 led Vandy in RBIs (66) and multi-hit games (25)
- ★ Batted .288 in SEC play and was second with seven homers

2B ★ 10 ★ Ethan Paul ★ Junior

2017 - GP-GS: 53-52 AVG: .251 2B: 15 RBI: 27

- ★ Third on team with 15 doubles in 2017 and team leader with eight hit by pitch
- ★ Freshman All-American in 2016, hitting .305 with four home runs
- ★ Cape Cod League All-Star in 2016 and 2017

3B ★ 99 ★ Jayson Gonzalez ★ Freshman

GP-GS: 0-0 AVG: .000 HR: 0 RBI: 0

- ★ Lettered four years at Bishop Amat High School (Covina, Calif.)
- ★ As a senior (2017), was named All-American, All-State, 2017 National Classic MVP and home run derby champion among other accolades

SS ★ 12 ★ Connor Kaiser ★ Junior

2017 - GP-GS: 62-59 AVG: .222 R: 32 RBI: 18

- ★ One of three players to appear in all 62 games in 2017
- ★ Started 59 games, hitting .222 with seven doubles and 18 RBIs
- ★ Hit .261 as a Freshman (2016), making 36 starts with 19 RBIs

LF ★ 8 ★ Alonzo Jones ★ Junior

2017 - GP-GS: 35-25 AVG: .221 R: 19 RBI: 10

- ★ Made transition to outfield in fall after playing there during summer ball
- ★ Drew 18 walks and posted a .357 on base percentage in 2017
- ★ Named 2016 freshman All-American after hitting .285 with 35 RBIs

CF ★ 18 ★ Pat DeMarco ★ Freshman

GP-GS: 0-0 AVG: .000 HR: 0 RBI: 0

- ★ Perfect Game Southeast Region all-high school senior first team (2017)
- ★ Lettered five years in baseball -- three at Brooklyn's Poly Prep and two at Georgia's Winder-Barrow High School
- ★ Helped Winder-Barrow to Georgia state playoffs and Sweet Sixteen as a senior

RF ★ 51 ★ JJ Bleday ★ Sophomore

2017 - GP-GS: 51-48 AVG: .256 R: 23 RBI: 22

- ★ Racked up 56 total bases and drove in 22 RBIs as a freshman in 2017
- ★ Recorded 10 multi-hit games and five multi-RBI games in 2017
- ★ Hit .500 (5-for-10) with three runs in four games at 2017 Clemson Regional

DH ★ 19 ★ Stephen Scott ★ Junior

2017 - GP-GS: 38-32 AVG: .227 R: 25 RBI: 11

- ★ Walked 20 times and posted .347 on base percentage in 2017
- ★ Recorded six multi-hit games in 2017
- ★ .206 career hitter with 13 RBIs and a pair of home runs

OFF THE BENCH

2 ★ Harrison Ray ★ Sophomore

2017 - GP-GS: 32-17 AVG: .244 R: 16 RBI: 12

- ★ Made 17 starts and appeared in 32 games as a freshman
- ★ Drew 11 walks as part of a .333 on base percentage in 2017
- ★ Rawlings-Perfect Game All-American in high school during 2016 season

9 ★ Garrett Blaylock ★ Freshman

GP-GS: 0-0 AVG: .000 HR: 0 RBI: 0

- ★ Four-year letterwinner at T.C. Roberson High School (Asheville, N.C.)
- ★ Helped Rams to a North Carolina state championship as a senior
- ★ Named State Championship MVP as a senior

16 ★ Austin Martin ★ Freshman

GP-GS: 0-0 AVG: .000 HR: 0 RBI: 0

- ★ Rawlings-Perfect Game second-team All-American as a high school senior
- ★ Lettered four years at Trinity Christian Academy (Jacksonville, Fla.)
- ★ All-Region first-team and team captain as a senior

17 ★ Walker Grisanti ★ Junior

2017 - GP-GS: 21-2 AVG: .267 R: 7 RBI: 4

- ★ Appeared in 21 games and added a pair of hits at South Carolina on April 6
- ★ As a freshman, hit .349 with 10 RBIs in 30 games

20 ★ Ty Duvall ★ Sophomore

2017 - GP-GS: 17-4 AVG: .375 R: 6 RBI: 6

- ★ Posted a .516 on base percentage with 12 total bases in 2017
- ★ Boasted a .985 fielding percentage, recording 63 putouts with one error in 2017
- ★ Three-year team captain (2014, 2015, 2016) at Lebanon High School (Ohio)

43 ★ Tyler Solomon ★ Freshman

GP-GS: 0-0 AVG: .000 HR: 0 RBI: 0

- ★ Four-year letterwinner at Battlefield High School (Haymarket, Va.)
- ★ All-District first-team, All-Region first-team and Rawlings-Perfect Game honorable mention All-American as a senior in 2017
- ★ Helped Bobcats to runner-up finish at Virginia state tournament

PROJECTED STARTERS

RHP ★ 66 ★ Drake Fellows ★ Sophomore

2017 - G-GS: 16-10 ERA: 3.30 IP: 62.2 BB: 17 K: 68

- ★ Made 16 appearances including 10 starts
- ★ Posted a 3-3 record with a 3.30 ERA across 62.2 innings
- ★ Lasted six-plus innings in six of 10 starts

LHP ★ 34 ★ Zach King ★ Sophomore

2017 - G-GS: 25-0 ERA: 2.56 IP: 38.2 BB: 17 K: 31

- ★ Making first career start on Saturday after 25 relief appearances a season ago
- ★ Tossed four-plus innings three times in 2017 including season-high 5.1 shutout innings against Missouri on May 7 as part of 14-5 victory
- ★ Limited opponents to a .174 batting average, which was the second-lowest on the team among players with 10 or more innings pitched
- ★ Did not allow an earned run in 17-of-25 appearances a season ago
- ★ Named second-best pitching prospect in state of Tennessee in 2016 by Perfect Game and helped Spring Hill High School to 2016 AA state title

RHP ★ 27 ★ Chandler Day ★ Junior

2017 - G-GS: 13-12 ERA: 3.78 IP: 52.1 BB: 21 K: 53

- ★ Posted a 7-2 record with a 3.78 ERA in 12 starts and 13 appearances in 2017
- ★ Limited opponents for a .230 batting average in 52.1 innings
- ★ Tossed five-plus innings five times a season ago
- ★ Struck out 10 UT Martin hitters while permitting just two hits while moving to 5-0 on the season on April 4
- ★ As a freshman in 2016, made three starts and appeared in 10 games while posting a 2-1 record with a 4.26 ERA

RELIEF PITCHERS

RHP ★ 6 ★ Justin Wilson ★ Redshirt Sophomore

G-GS: 0-0 ERA: 0.00 IP: 0.0 BB: 0 K: 0

- ★ Missed 2017 season while recovering from elbow surgery
- ★ Pitched at Vol State Community College in 2016, going 2-1 with a 2.51 ERA

LHP ★ 11 ★ Paxton Stover ★ Senior

2017 - G-GS: 15-0 ERA: 6.41 IP: 19.2 BB: 18 K: 21

- ★ Lone senior on team who went 1-0 with a 6.41 ERA last year
- ★ Second year with program after transfer from Dyersburg State CC
- ★ At Dyersburg State, went 9-0 with a 3.08 ERA in 16 games

RHP ★ 29 ★ Patrick Raby ★ Junior

2017 - G-GS: 10-4 ERA: 2.73 IP: 105.1 BB: 30 K: 87

- ★ Missing weekend start vs. Duke do to lingering injury
- ★ Named preseason All-American and to Golden Spikes Award watch list
- ★ Led Vanderbilt with 10 victories and 105.1 innings pitched last year

RHP ★ 31 ★ Justin Willis ★ Freshman

G-GS: 0-0 ERA: 0.00 IP: 0.0 BB: 0 K: 0

- ★ Rawlings-Perfect Game honorable mention All-American as a senior
- ★ Helped Memorial High School (New York) to county championship as a senior

LHP ★ 32 ★ Hugh Fisher ★ Freshman

G-GS: 0-0 ERA: 0.00 IP: 0.0 BB: 0 K: 0

- ★ Rawlings-Perfect Game second-team All-American as a senior
- ★ Lettered four years at Briarcrest Christian High School (Eads, Tenn.)
- ★ TSSAA Division II All-State as a senior

RHP ★ 33 ★ Erik Kaiser ★ Freshman

G-GS: 0-0 ERA: 0.00 IP: 0.0 BB: 0 K: 0

- ★ Rawlings-Perfect Game honorable mention as a senior
- ★ USA Today second-team All-State as a senior

LHP ★ 35 ★ Jackson Gillis ★ Sophomore

2017 - GP-GS: 16-0 ERA: 3.60 IP: 15.0 BB: 11 K: 19

- ★ Made 16 relief appearances as a freshmen, posting a 3.60 ERA
- ★ Held opponents to a team-low .173 batting average against among pitchers with 15 or more innings in 2017
- ★ Did not allow an earned run in 13-of-16 appearances

LHP ★ 39 ★ Jake Eder ★ Freshman

G-GS: 0-0 ERA: 0.00 IP: 0.0 BB: 0 K: 0

- ★ Lettered three years at Delray Beach Atlantic (Ocean Ridge, Fla.)
- ★ Helped the Eagles to the Class 4A Florida state semi-finals as a senior

RHP ★ 40 ★ Aaron Brown ★ Freshman

G-GS: 0-0 ERA: 0.00 IP: 0.0 BB: 0 K: 0

- ★ Lettered three years at Mt. Juliet High School (Mt. Juliet, Tenn.)
- ★ TBCA All-Region 5 and TBCA AAA All-State as a junior

RHP ★ 42 ★ Maddux Conger ★ Junior

2017 - GP-GS: 15-3 ERA: 4.96 IP: 32.2 BB: 17 K: 28

- ★ Went 2-1 with a 4.96 ERA in 15 appearances and three starts as a sophomore
- ★ In 12 relief appearances, posted a 4.12 ERA in 19.2 innings
- ★ Pitched in nine games in 2016, allowing three runs in 11.1 innings

RHP ★ 44 ★ Mason Hickman ★ Freshman

G-GS: 0-0 ERA: 0.00 IP: 0.0 BB: 0 K: 0

- ★ Lettered four years at Pope John Paul II High School (Hendersonville, Tenn.)
- ★ Helped the Knights to a regional championship as a senior

RHP ★ 45 ★ Reid Schaller ★ Redshirt Freshman

G-GS: 0-0 ERA: 0.00 IP: 0.0 BB: 0 K: 0

- ★ Missed 2017 season while recovering from elbow surgery
- ★ Three-time All-Conference selection at Lebanon Senior High School (Ind.)

LHP ★ 49 ★ AJ Franklin ★ Redshirt Sophomore

G-GS: 0-0 ERA: 0.00 IP: 0.0 BB: 0 K: 0

- ★ Missed 2017 season with a knee injury after redshirting in 2016
- ★ Did not participate in team activities

RHP ★ 50 ★ Tyler Brown ★ Freshman

G-GS: 0-0 ERA: 0.00 IP: 0.0 BB: 0 K: 0

- ★ Helped the Olentangy Orange High School to first state tournament in 2017
- ★ First-team All-Ohio and first-team All-Conference as a senior

2017 RESULTS

Overall: 36-25-1 SEC: 15-13-1 Home: 21-11-1 Away: 10-12 Neutral: 5-2

DATE	OPPONENT	W/L	WP	LP	SV	TIME	ATT.
FEBRUARY							
16	San Diego	L 3-2	Sprengel (1-0)	Wright (0-1)	Conyers (1)	2:57	903
17	San Diego	W 8-2	Raby (1-0)	Teaney (0-1)	Snider (1)	3:30	540
19	San Diego	W 11-1	Fellows (1-0)	Burdick (0-1)		3:16	985
22	Evansville	W 7-4	Conger (1-0)	Weigand (0-1)	Ruppenthal (1)	2:55	2550
24	UIC	L 5-3 (10)	Ryan (1-1)	Snider (0-1)		3:25	2710
25	UIC	W 6-2	Raby (2-0)	Andersen (0-1)	Hayes (1)	2:58	2648
26	UIC	L 5-2 (11)	Padilla (1-0)	Ruppenthal (0-1)	Ryan (1)	3:12	2668
28	SE Louisiana	W 9-6	Snider (1-1)	Tassin (1-1)	Hayes (2)	3:13	2489
MARCH							
1	SE Louisiana	W 4-2	Stover (1-0)	Koestler (0-1)	Hayes (3)	2:42	2493
3	CSUN	L 6-4	Weston (2-1)	Wright (0-2)	O'Neil (2)	3:25	2513
4	CSUN	L 4-1	VANDERFORD (2-1)	Raby (2-1)		2:58	2713
5	CSUN	W 11-3	Fellows (2-0)	Myers (1-1)		3:11	2679
7	Central Arkansas	W 10-5	King (1-0)	Brand (1-1)		3:15	2443
8	Central Arkansas	W 9-1	Day (1-0)	Schmidt (0-2)		3:06	2489
10	Saint Mary's	W 9-8	Snider (2-1)	Waldichuk (1-1)	Ruppenthal (2)	3:40	2528
12	Saint Mary's	L 5-1	Valdez (2-1)	Raby (2-2)	Milam (6)	2:35	
DH	Saint Mary's	W 9-1	Fellows (3-0)	Madrigal (2-2)		2:35	2600
14	Western Kentucky	W 8-1	Day (2-0)	Ciocco (0-2)		3:14	2552
17	Ole Miss*	L 1-0	Parkinson (4-1)	Wright (0-3)	Woolfolk (5)	2:45	8257
18	Ole Miss*	W 6-2	Raby (3-2)	Feigl (2-2)		3:15	9010
19	Ole Miss*	L 10-8	Woolfolk (1-1)	Murfee (0-1)		4:11	8221
22	Belmont^	W 17-11	Day (3-0)	Lovell (0-1)		4:25	1617
24	Texas A&M*	W 4-3	Wright (1-3)	Hill (4-2)	Hayes (4)	3:01	3418
25	Texas A&M*	W 17-3	Raby (4-2)	Kolek (1-1)		2:56	3309
26	Texas A&M*	L 6-4	Chafin (2-1)	Snider (2-2)	Kilkenny (1)	3:19	3586
28	Lipscomb^	W 10-0	DAY (4-0)	Pryor (1-1)		2:36	1502
31	Kentucky*	L 10-3	Hjelle (4-2)	Raby (4-3)		2:58	2465
APRIL							
1	Kentucky*	L 7-4	Logue (5-1)	Wright (1-4)		2:56	3071
2	Kentucky*	W 6-4	Conger (2-0)	Pop (1-1)	Ruppenthal (3)	3:43	3512
4	UT Martin	W 11-0	Day (5-0)	Patzner (1-3)		3:07	2655
6	South Carolina*	W 7-6	Raby (5-3)	Crowe (3-2)	Hayes (5)	3:13	6904
7	South Carolina*	W 5-3 (13)	Ruppenthal (1-1)	Scott (1-2)		4:12	7412
8	South Carolina*	L 6-1	Hill (2-3)	Fellows (3-1)	Reagan (2)	3:02	8012
11	Tennessee Tech	L 5-2	Lancaster (4-1)	Day (5-1)	Roberts (9)	3:27	2563
13	Florida*	L 10-6	Milchin (2-1)	Hayes (0-1)		3:43	3148
14	Florida*	W 2-0	WRIGHT (2-4)	Singer (4-2)		2:12	3626
15	Florida*	L 20-8	Kowar (6-0)	Fellows (3-2)		3:48	3626
18	Middle Tennessee	W 21-2	Snider (3-2)	Williams (0-3)		3:30	1125
21	Georgia*	W 8-1	RABY (6-3)	Gist (2-3)		2:54	2547
22	Georgia*	L 1-0	Adkins (5-4)	Ruppenthal (1-2)		2:33	
DH	Georgia*	W 10-5	Day (6-1)	Avidano (2-2)	Fellows (1)	3:36	3112
28	Tennessee*	W 1-0	Raby (7-3)	MARTIN (4-5)	Hayes (6)	2:20	3499
29	Tennessee*	L 9-4	Stallings (3-1)	Wright 2-5)	Linginfelter (1)	2:48	3603
30	Tennessee*		CANCELED				
MAY							
2	Austin Peay	W 8-4	Day (7-1)	Powell (2-4)		3:03	2646
5	Missouri*	W 5-2	Raby (8-3)	Bartlett (5-2)	Hayes (7)	3:01	2936
6	Missouri*	L 2-1 (12)	Sikkema (7-0)	Conger (2-1)		3:14	2960
7	Missouri*	W 14-5	King (2-0)	Montes De Oca (3-5)		3:34	3012
9	Louisville	L 6-2	Martin (4-0)	Ruppenthal (1-3)		2:42	4120
12	Arkansas*	L 4-3	Kopps (3-0)	King (2-1)		3:14	8151
13	Arkansas*	W 6-2	Wright (3-5)	Knight (6-4)		3:55	9225
14	Arkansas*	L 7-1	Taccolini (4-0)	Day (7-2)	Reindl (2)		
16	Middle Tennessee	W 17-7	Ruppenthal (2-3)	Hasper (0-3)		3:33	2682
18	Alabama*	W 18-1	Raby (9-3)	Medders (2-1)		3:00	2904
19	Alabama*	W 13-1	Wright (4-5)	Walters (5-5)		2:47	3110
20	Alabama*	T 3-3 (8)				2:52	2928
23	South Carolina!	L 7-4 (11)	Johnson (1-2)	Hayes (0-2)		4:01	
JUNE							
2	St. John's\$	W 13-4	Raby (10-3)	Mooney (8-2)		3:07	3234
3	at Clemson\$	W 9-4	Wright (5-5)	Barnes (5-5)		3:21	5097
4	Clemson\$	L 6-0	JACKSON (9-1)	Fellows (3-3)		3:10	3731
5	at Clemson\$	W 8-0	Ruppenthal (3-3)	Eubanks (7-6)		2:59	4462
9	at Oregon State+	L 8-4	Thompson (14-0)	Raby (10-4)	Tweedt (1)	3:09	3737
10	Oregon State+	L 9-2	FEHMEL (5-2)	Wright (5-6)		3:00	3734

^ First Tennessee Park (Nashville, Tenn.) * Southeastern Conference Game ! SEC Tournament Game \$ NCAA Regional! + NCAA Super Regional

Overall Record: 36-25-1
Home: 21-11-1 ★ Away: 10-12 ★ Neutral: 5-2
Southeastern Conference: 15-13-1

BATTING STATISTICS

(All games Sorted by Batting Average)

Player	AVG	GP	GS	AB	R	H	2B	3B	HR	RBI	TB	SLG	BB	HBP	SO	GDP	OBP	SF	SH	SB	ATT	PO	A	E	FLD%	
Will Toffey	.354	56	56	206	55	73	13	1	12	64	124	.602	48	2	30	4	.475	3	3	5	9	23	84	8	.930	
Julian Infante	.315	62	62	251	51	79	16	1	11	66	130	.518	27	3	59	6	.387	1	1	0	1	534	32	9	.984	
Jason Delay	.309	59	58	207	31	64	18	2	2	41	92	.444	18	8	44	4	.381	3	1	1	3	450	76	6	.989	
Jeren Kendall	.307	62	62	261	59	80	10	5	15	53	145	.556	24	5	74	1	.372	3	2	20	24	156	5	1	.994	
Reed Hayes	.276	48	32	163	30	45	10	2	0	36	59	.362	24	3	33	5	.375	2	0	4	9	0	0	0	.000	
JJ Bleday	.256	51	48	164	23	42	8	0	2	22	56	.341	34	0	26	2	.384	0	0	0	2	83	4	4	.956	
Ethan Paul	.251	53	52	199	34	50	15	1	5	27	82	.412	18	8	47	3	.336	1	3	5	7	79	137	6	.973	
Connor Kaiser	.222	62	59	194	32	43	7	1	1	18	55	.284	25	3	44	4	.316	3	11	4	4	108	174	9	.969	

Ty Duvall	.375	17	4	24	6	9	3	0	0	6	12	.500	6	1	6	1	.516	0	0	0	0	63	3	1	.985	
Ro Coleman	.290	56	32	131	20	38	3	1	0	8	43	.328	9	3	10	2	.347	1	8	7	9	47	2	2	.961	
Walker Grisanti	.267	21	2	30	7	8	2	0	0	4	10	.333	2	1	17	0	.333	0	1	0	0	4	0	0	1.000	
Kiambu Fentress	.250	6	0	4	0	1	0	0	0	0	1	.250	0	0	0	0	.250	0	0	0	0	1	0	0	1.000	
Harrison Ray	.244	32	17	78	16	19	2	1	1	12	26	.333	11	1	20	4	.333	3	0	2	5	16	7	1	.958	
Stephen Scott	.227	38	32	119	25	27	4	0	2	11	37	.311	20	3	32	0	.347	2	0	3	3	34	2	0	1.000	
Alonzo Jones	.221	35	25	95	19	21	3	2	0	10	28	.295	18	2	28	0	.357	0	4	3	4	31	48	5	.940	
Alex Brewer	.000	14	2	15	1	0	0	0	0	1	0	.000	3	0	5	0	.167	0	0	0	0	17	5	0	1.000	
Patrick Raby	.000	9	9	0	0	0	0	0	0	0	0	.000	0	0	0	0	.000	0	0	0	0	6	12	0	1.000	
Drake Fellows	.000	2	2	0	0	0	0	0	0	0	0	.000	0	0	0	0	.000	0	0	0	0	9	9	0	1.000	
Chandler Day	.000	2	2	0	0	0	0	0	0	0	0	.000	0	0	0	0	.000	0	0	0	0	6	3	0	1.000	
Maddux Conger	.000	1	1	0	0	0	0	0	0	0	0	.000	0	0	0	0	.000	0	0	0	0	0	5	0	1.000	
Kyle Wright	.000	1	1	0	0	0	0	0	0	0	0	.000	0	0	0	0	.000	0	0	0	0	2	11	3	.813	
Totals	.280	62	62	2141	409	599	114	17	51	379	900	.420	287	43	475	36	.373	22	34	54	80	1676	639	58	.976	
Opponents	.225	62	62	2062	271	464	85	9	47	244	708	.343	227	59	544	30	.317	16	27	35	61	1638	578	59	.974	

LOB - Team (481), Opp (444). DPs turned - Team (46), Opp (45). CI - Team (0), Opp (1). IBB - Team (7), Kendall 5, Toffey 1, Infante 1, Opp (5). Picked off - Kendall 2, Kaiser 1, Toffey 1, Coleman 1, Paul 1, Jones, A. 1..

PITCHING STATISTICS

(All games Sorted by Earned Run Average)

Player	ERA	W	L	APP	GS	CG	SHO	CBO	SV	IP	H	R	ER	BB	SO	2B	3B	HR	AB	B/Avg	WP	HBP	BK	SFA	SHA	
Patrick Raby	2.73	10	4	16	16	1	0	1	0	105.1	89	38	32	30	87	16	0	7	386	.231	5	4	0	1	5	
Drake Fellows	3.30	3	3	16	10	0	0	0	1	62.2	54	28	23	17	68	9	1	9	239	.226	8	7	1	2	3	
Kyle Wright	3.40	5	6	16	16	1	1	0	0	103.1	82	45	39	31	121	8	3	3	380	.216	8	5	0	3	4	

Michael Sandborn	0.00	0	0	3	0	0	0	0	0	3.0	0	0	0	1	3	0	0	0	9	.000	0	1	0	0	0	
Zach King	2.56	2	1	25	0	0	0	0	0	38.2	24	14	11	17	31	5	0	3	138	.174	4	4	0	0	4	
Matt Ruppenthal	3.17	3	3	21	4	0	0	1	3	54.0	40	22	19	19	45	11	0	8	196	.204	4	6	0	3	0	
Jackson Gillis	3.60	0	0	16	0	0	0	2	0	15.0	9	8	6	11	19	3	0	2	52	.173	0	1	2	0	1	
Chandler Day	3.78	7	2	13	12	1	1	1	0	52.1	44	23	22	21	53	6	1	4	191	.230	9	15	0	2	1	
Penn Murfee	4.91	0	1	10	0	0	0	0	0	11.0	10	7	6	4	6	1	1	2	42	.238	2	4	0	0	3	
Maddux Conger	4.96	2	1	15	3	0	0	0	0	32.2	35	20	18	17	28	8	0	5	124	.282	2	4	0	2	2	
Collin Snider	5.40	3	2	21	1	0	0	1	1	33.1	37	27	20	16	29	9	1	2	132	.280	1	4	0	3	3	
Reed Hayes	5.75	0	2	21	0	0	0	3	7	20.1	22	15	13	13	25	4	2	0	79	.278	0	1	0	0	1	
Paxton Stover	6.41	1	0	15	0	0	0	0	0	19.2	16	17	14	18	21	5	0	2	70	.229	3	1	0	0	0	
Matt McGarry	8.59	0	0	5	0	0	0	0	0	7.1	2	7	7	12	8	0	0	0	24	.083	10	2	0	0	0	
Totals	3.71	36	25	62	62	3	5	3	12	558.2	464	271	230	227	544	85	9	47	2062	.225	56	59	3	16	27	
Opponents	5.93	25	36	62	62	5	3	2	12	546.0	599	409	360	287	475	114	17	51	2141	.280	58	43	11	22	34	

PB - Team (8), Delay 7, Duvall 1, Opp (13). Pickoffs - Team (0), Opp (7). SBA/ATT - Delay (33-58), Raby (5-10), Wright (5-10), Ruppenthal (4-7), Day (4-7), Fellows (4-5), Stover (2-5), Snider (4-5), Conger (0-4), Duvall (2-3), King (3-3), Gillis (2-2), Hayes (1-2), McGarry (1-1).

2017 Defensive Statistics

Player	C	PO	A	E	FLD%	DPs	SBA	CS	SB%	PB	CI
Stephen Scott	36	34	2	0	1.000	1	0	0	.000	0	0
Alex Brewer	22	17	5	0	1.000	1	0	0	.000	0	0
Patrick Raby	18	6	12	0	1.000	0	5	5	.500	0	0
Drake Fellows	18	9	9	0	1.000	0	4	1	.800	0	0
Chandler Day	9	6	3	0	1.000	0	4	3	.571	0	0
Matt Ruppenthal	6	2	4	0	1.000	1	4	3	.571	0	0
Maddux Conger	5	0	5	0	1.000	0	0	4	.000	0	0
Walker Grisanti	4	4	0	0	1.000	0	0	0	.000	0	0
Jackson Gillis	3	1	2	0	1.000	0	2	0	1.000	0	0
Kiambu Fentress	1	1	0	0	1.000	0	0	0	.000	0	0
Jeren Kendall	162	156	5	1	.994	1	0	0	.000	0	0
Jason Delay	532	450	76	6	.989	9	33	25	.569	7	0
Ty Duvall	67	63	3	1	.985	0	2	1	.667	1	0
Julian Infante	575	534	32	9	.984	35	0	0	.000	0	0
Ethan Paul	222	79	137	6	.973	27	0	0	.000	0	0
Connor Kaiser	291	108	174	9	.969	31	0	0	.000	0	0
Ro Coleman	51	47	2	2	.961	1	0	0	.000	0	0
Harrison Ray	24	16	7	1	.958	0	0	0	.000	0	0
JJ Bleday	91	83	4	4	.956	0	0	0	.000	0	0
Alonzo Jones	84	31	48	5	.940	7	0	0	.000	0	0
Will Toffey	115	23	84	8	.930	5	0	0	.000	0	0
Collin Snider	11	3	7	1	.909	0	4	1	.800	0	0
Kyle Wright	16	2	11	3	.813	0	5	5	.500	0	0
Zach King	5	1	3	1	.800	0	3	0	1.000	0	0
Penn Murfee	5	0	4	1	.800	0	0	0	.000	0	0
Matt McGarry	0	0	0	0	.000	0	1	0	1.000	0	0
Paxton Stover	0	0	0	0	.000	0	2	3	.400	0	0
Michael Sandborn	0	0	0	0	.000	0	0	0	.000	0	0
Reed Hayes	0	0	0	0	.000	0	1	1	.500	0	0
Totals	2373	1676	639	58	.976	46	35	26	.574	8	0
Opponents	2275	1638	578	59	.974	45	54	26	.675	13	1

2017 Team Superlatives**Batting**

At bats:	48	at Middle Tennessee (Apr 18, 2017)
Runs scored:	21	at Middle Tennessee (Apr 18, 2017)
Hits:	21	twice, last vs Alabama (May 18, 2017)
RBIs:	21	at Middle Tennessee (Apr 18, 2017)
Doubles:	8	at Clemson (Jun 03, 2017)
Triples:	2	vs Texas A&M (Mar 25, 2017)
Home runs:	4	vs Texas A&M (Mar 25, 2017)
Total bases:	38	vs Texas A&M (Mar 25, 2017)
Walks:	12	vs Belmont (Mar 22, 2017 at Nashville, Tenn.)
Strikeouts:	17	at South Carolina (Apr 07, 2017)
Sac hits:	4	vs St. John's (Jun 02, 2017 at Clemson, S.C.)
Sac flies:	4	vs Middle Tennessee (May 16, 2017)
Stolen bases:	4	vs UIC (Feb 25, 2017)
Hit by pitch:	4	vs Belmont (Mar 22, 2017 at Nashville, Tenn.)
Caught stealing:	2	6x, last at Clemson (Jun 05, 2017)
Runners LOB:	15	vs Belmont (Mar 22, 2017 at Nashville, Tenn.)
Hit into DP:	3	3x, last at Georgia (Apr 21, 2017)

Fielding

Putouts:	39	at South Carolina (Apr 07, 2017)
Assists:	20	vs Missouri (May 06, 2017)
Errors:	3	6x, last vs South Carolina (May 23, 2017 at Hoover, Ala.)
Passed balls:	2	vs Florida (Apr 13, 2017)
DPs turned:	2	12x, last vs Alabama (May 19, 2017)

Pitching

Innings pitched:	13.0	at South Carolina (Apr 07, 2017)
Runs allowed:	20	vs Florida (Apr 15, 2017)
Earned runs:	19	vs Florida (Apr 15, 2017)
Walks allowed:	11	vs Florida (Apr 15, 2017)
Strikeouts:	16	2x, last vs Tennessee Tech (Apr 11, 2017)
Hits allowed:	20	vs Florida (Apr 15, 2017)
Doubles allowed:	5	vs Florida (Apr 15, 2017)
Triples allowed:	2	vs Belmont (Mar 22, 2017 at Nashville, Tenn.)
Homers allowed:	4	vs Florida (Apr 15, 2017)
Wild pitches:	6	vs Tennessee Tech (Apr 11, 2017)
Hit batters:	4	at Ole Miss (Mar 19, 2017)

2017 Inning-by-Inning Scoring


Team	1	2	3	4	5	6	7	8	9	EX	Total
Vanderbilt	32	50	52	60	65	53	40	39	16	2	409
Opponents	23	27	45	16	30	40	22	32	27	9	271

2017 Attendance

Home attendance	92286	(32 dates avg = 2883)
Away attendance	122656	(28 dates avg = 4380)
Total attendance	214942	(60 dates avg = 3582)

Win-Loss Summary

Total	36-25-1
Conference	15-13-1
Non-Conf	21-12
Home	21-11-1
Away	12-13
Neutral	3-1
Day	18-16-1
Night	18-9
vs Left	7-5
vs Right	29-20-1
1-Run games	4-5
2-Run games	4-4
5+Run games	21-7
Extra inns	1-4
Shutouts	5-3
Scoring 0-2 runs	2-13
Scoring 3-5 runs	4-9-1
Scoring 6-9 runs	16-3
Scoring 10+ runs	14-0
Opponent 0-2 runs	19-3
Opponent 3-5 runs	12-7-1
Opponent 6-9 runs	4-11
Opponent 10+ runs	1-4
Scores first	24-7
Opp. scores first	12-18-1



Julian Infante's seven RBIs against Missouri on May 7, 2017, were the most in a game for a Commodore player since the 2006 season.

2017 Individual Superlatives**Batting**

At bats:	6	9x, last Will Toffey at Clemson (Jun 03, 2017)
Runs scored:	4	5x, last Will Toffey vs St. John's (Jun 02, 2017 at Clemson, S.C.)
Hits:	4	6x, last Will Toffey vs St. John's (Jun 02, 2017 at Clemson, S.C.)
RBIs:	7	Julian Infante vs Missouri (May 07, 2017)
Doubles:	3	Julian Infante vs Missouri (May 07, 2017)
Triples:	1	17x, last Jason Delay vs Alabama (May 20, 2017)
Home runs:	2	4x, last Will Toffey at Clemson (Jun 05, 2017)
Total bases:	9	3x, last Jeren Kendall at Kentucky (Apr 01, 2017)
Walks:	3	8x, last Reed Hayes vs Alabama (May 18, 2017)
Strikeouts:	4	4x, last Connor Kaiser at Clemson (Jun 03, 2017)
Sac hits:	2	Ro Coleman vs St. John's (Jun 02, 2017 at Clemson, S.C.)
Sac flies:	1	22x, last Harrison Ray at Clemson (Jun 03, 2017)
Stolen bases:	2	4x, last Ethan Paul at Clemson (Jun 05, 2017)
Hit by pitch:	2	2x, last Jason Delay at Ole Miss (Mar 19, 2017)
Caught stealing:	1	26x, last Ro Coleman at Clemson (Jun 05, 2017)
Runners LOB:	5	5x, last Ty Duvall vs UT Martin (Apr 04, 2017)

Fielding

Putouts:	16	3x, last Julian Infante vs Missouri (May 06, 2017)
Assists:	8	Ethan Paul vs Austin Peay (May 02, 2017)
Errors:	2	3x, last W. Toffey vs S. Carolina (May 23, 2017 at Hoover, Ala.)
Passed balls:	2	Jason Delay vs Florida (Apr 13, 2017)

Pitching

Innings pitched:	9.0	4x, last Kyle Wright vs Missouri (May 06, 2017)
Runs allowed:	7	3x, last Kyle Wright vs Oregon State (Jun 10, 2017)
Earned runs:	7	2x, last Kyle Wright vs Oregon State (Jun 10, 2017)
Walks allowed:	5	3x, last Patrick Raby vs Alabama (May 18, 2017)
Strikeouts:	13	2x, last Kyle Wright vs Missouri (May 06, 2017)
Hits allowed:	10	Kyle Wright vs Saint Mary's (Mar 10, 2017)
Doubles allowed:	3	3x, last Drake Fellows vs Alabama (May 20, 2017)
Triples allowed:	1	9x, last Reed Hayes vs Oregon State (Jun 10, 2017)
Homers allowed:	3	M. Ruppenthal vs S. Carolina (May 23, 2017 at Hoover, Ala.)
Wild pitches:	3	3x, last Matt McGarry vs Florida (Apr 15, 2017)
Hit batters:	3	Chandler Day at Arkansas (May 14, 2017)

THE LAST TIME VANDERBILT...

Won 10 or more consecutive games _____ 4/20-5/16/13 (14)
 Lost five or more consecutive games _____ 3/16-23/12 (5)
 Scored 20 or more runs in a game _____ 21 vs. Middle Tennessee, 4/18
 Scored 10+ Runs in an Inning _____ 10 (5th) vs. Radford, 6/1/15
 Did Not Strikeout _____ vs. Tennessee-Martin, 2/23/05
 Hit consecutive home runs _____ Will Toffey (2R), Stephen Scott (solo) at Ole Miss, 3/18
 Had a triple steal _____ Ethan Paul (home), Jeren Kendall (3rd), Bryan Reynolds (2nd) vs. Auburn, 5/19/16
 Shut out consecutive opponents _____ vs. Radford (12-0), 3/9/16
 _____ vs. Xavier (7-0), 3/11/16
 Shut out the opponent _____ at Clemson (8-0), 6/5
 Was shut out by the opponent at home _____ vs. Kentucky (3-0), 4/17/16
 Was shut out by the opponent on the road _____ at Clemson (6-0), 6/4
 Was shut out in two consecutive games _____ vs. Kentucky (14-0) (4-0), 4/23/76
 Swept a conference doubleheader _____ vs. Auburn, 5/19/16
 Was swept in a conference doubleheader _____ vs. Tennessee, 4/25/10
 Swept a conference series at home _____ vs. Auburn, 5/19-21/16
 Was swept in a conference series at home _____ vs. Tennessee, 5/14-16/09
 Swept a conference series (three games) on the road _____ at Missouri, 3/25-27/16
 Was swept in a conference series on the road _____ at Florida, 3/16-18/12
 Lost a conference series at home _____ vs. Florida, 4/13-15
 Lost a conference series on the road _____ at Arkansas, 5/12-14
 Threw a no hitter _____ at Western Kentucky (J. Lewis, N. Pilkington, J. Scott, M. Buschmann), 5/6/03
 Was no-hit _____ at Texas A&M (Kyle Simonds, 9.0), 5/7/16

THE LAST TIME A VANDERBILT PLAYER...

Hit two home runs in a game _____ Will Toffey at Clemson, 6/5
 Hit three home runs in a game _____ Aaron Westlake vs. Oregon State, 6/11/11
 Hit a grand slam _____ Julian Infante at Middle Tennessee, 4/18
 Hit a walk-off home run _____ Jeren Kendall vs. Cal State Fullerton, 6/14/15
 Hit an inside the park home run _____ Will Toffey vs. Belmont, 3/22
 Hit for the cycle _____ Clinton Johnston vs. Kentucky, 4/28/96
 Had seven or more RBIs in a game _____ Julian Infante (7) vs. Missouri, 5/7
 _____ Dominic de la Osa (7) vs. Georgia, 4/16/06
 _____ Karl Nonemaker (7) vs. Kentucky, 5/12/02
 Had five or more hits in a game _____ Tony Kemp (5) at Belmont, 2/19/13
 Had two hits in an Inning _____ Will Toffey (1st - 1B,1B), Jeren Kendall (1st - 3B,1B) vs. Alabama, 5/19
 Had 10 or more total bases in a game _____ Jeren Kendall (10) vs. San Diego, 2/19/16
 Stole three or more bases in a game _____ Jeren Kendall (3) at Texas A&M, 5/6/16
 Stole Home _____ Ethan Paul vs. Auburn, 5/19/16
 Had a 10-game hit streak _____ Julian Infante (10), 3/28-4/13
 Had a 15-game hit streak _____ Bryan Reynolds (16), 3/10-4/3/15
 Had a 20-game hit streak _____ Xavier Turner (27), 3/4-4/22/14
 Had a 25-game hit streak _____ Xavier Turner (27), 3/4-4/22/14
 Had 10 or more strikeouts in a game _____ Drake Fellows (10) vs. Alabama, 5/20
 Had 15 or more strikeouts in a game _____ Kevin Ziomek (15) vs. Illinois-Chicago, 3/1/13
 Pitched a complete game _____ Patrick Raby at Georgia, 4/21
 Pitched a seven-inning complete game _____ Philip Pfeifer vs. Alabama, 5/22/15
 Pitched a nine-inning, complete game shutout _____ Kyle Wright vs. Florida, 4/14
 Pitched a seven-inning, complete game shutout _____ Nick Christiani vs. Belmont, 5/5/09
 Pitched a combined shutout _____ Matt Ruppenthal (6.0), Reed Hayes (1.1), Jackson Gillis (1.2) at Clemson, 6/5
 Pitched a no-hitter _____ Doug Wessel vs. Belmont, 4/19/1971
 Pitched a no-hitter (combined) _____ Jensen Lewis, Nick Pilkington, John Scott, Matt Buschmann at Western Ky., 5/6/03
 Pitched a perfect game _____ Jensen Lewis, Nick Pilkington, John Scott, Matt Buschmann at Western Ky., 5/6/03

NUMERICAL ROSTER

No.	Name	Pos.	B/T	Ht.	Wt.	Cl.	Hometown/Previous School
2	Harrison Ray	IF	R/R	5-11	190	So./1L	Longwood, Fla. (Lake Brantley HS)
3	Cooper Davis	OF	L/R	5-10	185	Fr./HS	Mississauga, Ontario (St. Aloysius Gonzaga)
5	Philip Clarke	C	L/R	5-11	190	Fr./HS	Franklin, Tenn. (Christ Presbyterian Academy)
6	Justin Wilson	RHP	R/R	6-0	180	R-So./RS	Murfreesboro, Tenn. (Oakland HS/Vol State CC)
8	Alonzo Jones	OF	S/R	5-10	195	Jr./2L	Columbus, Ga. (Columbus HS)
9	Garrett Blaylock	IF	L/R	6-3	208	Fr./HS	Asheville, N.C. (T.C. Roberson HS)
10	Ethan Paul	IF	L/R	5-10	185	Jr./2L	Bellevue, Wash. (International School)
11	Paxton Stover	LHP	L/L	5-11	200	Sr./1L	Ridgely, Tenn. (Dyer County HS/Dyersburg State CC)
12	Connor Kaiser	IF	R/R	6-4	205	Jr./2L	Overland Park, Kan. (Blue Valley West HS)
13	Kiambu Fentress	OF	R/R	6-0	175	R-So./1L	Nashville, Tenn. (Ensworth School)
16	Austin Martin	IF	R/R	6-0	170	Fr./HS	Jacksonville, Fla. (Trinity Christian Academy)
17	Walker Grisanti	OF	L/R	5-10	195	Jr./2L	Collierville, Tenn. (Christian Brothers HS)
18	Pat DeMarco	OF	R/R	5-11	205	Fr./HS	Winder, Ga. (Winder Barrow HS)
19	Stephen Scott	OF/C	L/R	5-11	200	Jr./2L	Cary, N.C. (Cardinal Gibbons HS)
20	Ty Duvall	C	L/R	5-11	190	So./1L	Lebanon, Ohio (Lebanon HS)
22	Julian Infante	IF	R/R	6-3	215	Jr./2L	Miami, Fla. (Westminster Christian HS)
27	Chandler Day	RHP	R/R	6-5	180	Jr./2L	Granville, Ohio (Watkins Memorial HS)
29	Patrick Raby	RHP	R/R	6-3	230	Jr./2L	Knoxville, Tenn. (Farragut HS)
31	Justin Willis	RHP	R/R	5-11	180	Fr./HS	West New York, N.J. (Memorial HS)
32	Hugh Fisher	LHP	R/L	6-5	185	Fr./HS	Eads, Tenn. (Briarcrest Christian HS)
33	Erik Kaiser	RHP	R/R	6-5	205	Fr./HS	Waterloo, Ill. (Waterloo HS)
34	Zach King	LHP	L/L	6-6	210	So./1L	Spring Hill, Tenn. (Spring Hill HS)
35	Jackson Gillis	LHP	R/L	6-3	220	So./1L	Wilmington, Mass. (Wilmington HS)
38	Jayson Gonzalez	INF	R/R	6-2	205	Fr./HS	Covina, Calif. (Bishop Amat HS)
39	Jake Eder	LHP	L/L	6-4	210	Fr./HS	Ft. Lauderdale, Fla. (Calvary Christian Academy)
40	Aaron Brown	RHP	R/R	6-4	205	Fr./HS	Mt. Juliet, Tenn. (Mt. Juliet HS)
42	Maddux Conger	RHP	R/R	6-3	200	Jr./2L	Stephenville, Texas (Stephenville HS)
43	Tyler Solomon	IF	S/R	6-4	215	Fr./HS	Haymarket, Va. (Battlefield HS)
44	Mason Hickman	RHP	R/R	6-6	230	Fr./HS	Hendersonville, Tenn. (Pope John Paul II HS)
45	Reid Schaller	RHP	R/R	6-3	215	R-Fr./RS	Lebanon, Ind. (Lebanon HS)
49	AJ Franklin	LHP	L/L	6-2	180	R-So./1L	Lebanon, Tenn. (Wilson Central HS)
50	Tyler Brown	RHP	R/R	6-4	242	Fr./HS	Lewis Center, Ohio (Olentangy Orange HS)
51	JJ Bleday	OF	L/L	6-3	205	So./1L	Panama City Beach, Fla. (A. Crawford Mosley HS)
66	Drake Fellows	RHP	L/R	6-5	210	So./1L	Plainfield, Ill. (Joliet Catholic Academy)

Head Coach: 4 Tim Corbin (Ohio Wesleyan, 1984) - 15th Season at Vanderbilt

Associate Head Coach: 26 Scott Brown (SUNY-Cortland, 1999)

Assistant Coach: 24 Mike Baxter (Vanderbilt, 2005)

Volunteer Coach: 1 David Macias (Vanderbilt, 2008)

Athletic Trainer: Tracy Campbell (James Madison, 2008)

Strength & Conditioning Coach: Chris Ham (Illinois, 2005)

Director of Baseball Operations: Brooks Webb (Birmingham Southern, 2011)

Director of Player Development: Alex Levitt (Vanderbilt, 2010)

Video Coordinator: Brandon Barak (Illinois, 2012)

Equipment Manager: John Mardirosian (Texas, 2011)

Student Assistants: Josh Ruchotzke & Casey Stangel

Student Managers: Jack Goodrum, Chase Casali, Preston Hausser & Jackson Kelley

PRONUNCIATION CHART

JJ Bleday _____ bleh-DAY
 Kiambu Fentress _____ key-AHM-boo
 Walker Grisanti _____ greh-sahn-TEE
 Patrick Raby _____ ray-BEE
 Reid Schaller _____ SHALL-er
 Paxton Stover _____ stoe-VER

ALPHABETICAL ROSTER

#	Name	Pos.	Yr.
52	David Bates	RHP	Fr.
9	Garrett Blaylock	IF	Fr.
51	JJ Bleday	OF	Jr.
40	Aaron Brown	RHP	Fr.
50	Tyler Brown	RHP	Fr.
5	Philip Clarke	C	Fr.
42	Maddux Conger	RHP	Jr.
3	Cooper Davis	OF	Fr.
27	Chandler Day	RHP	Jr.
18	Pat DeMarco	OF	Fr.
20	Ty Duvall	C	So.
39	Jake Eder	LHP	Fr.
66	Drake Fellows	RHP	So.
13	Kiambu Fentress	OF	R-So.
32	Hugh Fisher	LHP	Fr.
49	AJ Franklin	LHP	R-So.
35	Jackson Gillis	LHP	So.
99	Jayson Gonzalez	IF	Fr.
17	Walker Grisanti	OF	Jr.
44	Mason Hickman	RHP	Fr.
22	Julian Infante	IF	Jr.
8	Alonzo Jones	OF	Jr.
12	Connor Kaiser	IF	Jr.
33	Erik Kaiser	RHP	Fr.
34	Zach King	LHP	So.
16	Austin Martin	IF	Fr.
10	Ethan Paul	IF	Jr.
29	Patrick Raby	RHP	Jr.
2	Harrison Ray	IF	So.
25	Michael Sandborn	LHP	So.
45	Reid Schaller	RHP	R-Fr.
19	Stephen Scott	OF/C	Fr.
43	Tyler Solomon	IF	Fr.
11	Paxton Stover	LHP	Sr.
31	Justin Willis	RHP	Fr.
6	Justin Wilson	RHP	R-So.

EXPERIENCE BREAKDOWN

Seniors (1) _____ Stover
 Juniors (9) _____ Conger, Day, Grisanti, Infante, Jones,
 _____ C. Kaiser, Paul, Raby, Scott,
 Redshirt Sophomores (3) _____ Franklin, Fentress, Wilson
 Sophomores (7) _____ Bleday, Duvall, Fellows, Gillis,
 _____ King, Ray, Sandborn
 Redshirt Freshman (1) _____ Schaller
 Freshmen (14) _____ Blaylock, A. Brown, T. Brown, Clarke,
 _____ Davis, DeMarco, Eder, Fisher, Gonzalez, Hickman,
 _____ E. Kaiser, Martin, Solomon, Willis

STATE BREAKDOWN

California (1) _____ Gonzalez
 Florida (5) _____ Bleday, Eder, Infante, Martin, Ray
 Georgia (1) _____ Alonzo Jones
 Illinois (2) _____ Fellows, E. Kaiser
 Indiana (1) _____ Schaller
 Kansas (1) _____ C. Kaiser
 Massachusetts (1) _____ Gillis
 New Jersey (1) _____ Willis
 New York (1) _____ DeMarco
 North Carolina (2) _____ Blaylock, Scott
 Ohio (3) _____ T. Brown, Day, Duvall
 Ontario, Canada (1) _____ Davis
 Tennessee (11) _____ A. Brown, Clarke,
 _____ Fentress, Fisher, Franklin, Grisanti, Hickman,
 _____ King, Raby, Stover, Wilson
 Texas (1) _____ Conger
 Virginia (1) _____ Solomon
 Washington (1) _____ Paul




Harrison Ray
Fr. ★ 5-11 ★ 190 ★ R/R
IF ★ Longwood, Fla.



Cooper Davis
Fr. ★ 5-10 ★ 185 ★ L/R
OF ★ Mississauga, Ontario



Philip Clarke
Fr. ★ 5-11 ★ 190 ★ L/R
C ★ Franklin, Tenn.



Justin Wilson
R-So. ★ 6-0 ★ 175 ★ R/R
RHP ★ Murfreesboro, Tenn.



Alonzo Jones
Jr. ★ 5-10 ★ 195 ★ S/R
OF ★ Columbus, Ga.



Garrett Blaylock
Fr. ★ 6-3 ★ 200 ★ L/R
IF ★ Asheville, N.C.



Ethan Paul
Jr. ★ 5-10 ★ 185 ★ L/R
IF ★ Bellevue, Wash.



Paxton Stover
Sr. ★ 5-11 ★ 190 ★ L/L
LHP ★ Ridgely, Tenn.



Connor Kaiser
Jr. ★ 6-4 ★ 205 ★ R/R
IF ★ Overland Park, Kan.



Kiamu Fentress
R-So. ★ 6-0 ★ 175 ★ R/R
OF ★ Nashville, Tenn.



Austin Martin
Fr. ★ 6-0 ★ 170 ★ R/R
IF ★ Jacksonville, Fla.




Walker Grisanti
Jr. ★ 5-10 ★ 190 ★ L/R
OF ★ Collierville, Tenn.




Pat DeMarco
Fr. ★ 5-11 ★ 205 ★ R/R
OF ★ Staten Island, N.Y.




Stephen Scott
Jr. ★ 5-11 ★ 200 ★ L/R
OF/C ★ Cary, N.C.




Ty Duvall
So. ★ 5-11 ★ 190 ★ L/R
C ★ Lebanon, Ohio




Julian Infante
Jr. ★ 6-3 ★ 215 ★ R/R
IF ★ Miami, Fla.



Chandler Day
Jr. ★ 6-5 ★ 180 ★ R/R
RHP ★ Granville, Ohio




Patrick Raby
Jr. ★ 6-3 ★ 230 ★ R/R
RHP ★ Knoxville, Tenn.



Justin Willis
Fr. ★ 5-11 ★ 180 ★ R/R
RHP ★ West New York, N.J.




Hugh Fisher
Fr. ★ 6-5 ★ 185 ★ R/L
LHP ★ Eads, Tenn.



Erik Kaiser
Fr. ★ 6-5 ★ 205 ★ R/R
RHP ★ Waterloo, Ill.



Zach King
So. ★ 6-6 ★ 210 ★ L/L
LHP ★ Spring Hill, Tenn.



Jackson Gillis
So. ★ 6-3 ★ 225 ★ R/L
LHP ★ Wilmington, Mass.




Jake Eder
Fr. ★ 6-4 ★ 210 ★ L/L
LHP ★ Ocean Ridge, Fla.




Aaron Brown
Fr. ★ 6-4 ★ 205 ★ R/R
RHP ★ Mt. Juliet, Tenn.




Maddux Conger
Jr. ★ 6-3 ★ 200 ★ R/R
RHP ★ Stephenville, Texas



Tyler Solomon
Fr. ★ 6-4 ★ 215 ★ S/R
C ★ Haymarket, Va.




Mason Hickman
Fr. ★ 6-6 ★ 230 ★ R/R
RHP ★ Hendersonville, Tenn.



Reid Schaller
R-Fr. ★ 6-3 ★ 210 ★ R/R
RHP ★ Lebanon, Ind.



AJ Franklin
R-So. ★ 6-2 ★ 180 ★ L/L
LHP ★ Lebanon, Tenn.



Tyler Brown
Fr. ★ 6-4 ★ 242 ★ R/R
RHP ★ Ashland, Ohio



JJ Bleday
So. ★ 6-3 ★ 205 ★ L/L
OF ★ Panama City Beach, Fla.




Drake Fellows
So. ★ 6-5 ★ 205 ★ L/R
RHP ★ Plainfield, Ill.



Jayson Gonzalez
Fr. ★ 6-2 ★ 205 ★ R/R
IF ★ Covina, Calif.




Tim Corbin
Head Coach
16th Season



Scott Brown
Associate Head Coach
6th Season



Mike Baxter
Hitting Coach
1st Season



David Macias
Volunteer Assistant Coach
1st Season