



VANDERBILT
BASEBALL

VANDERBILT COMMODORES GAME NOTES

Vanderbilt Athletic Communications ★ 2601 Jess Neely Dr. Nashville, TN 37212
Baseball Contact: Kyle Parkinson ★ Phone: 615.343.0020 ★ Email: kyle.parkinson@vanderbilt.edu
vucommodores.com ★ twitter: @vandybaseball

COMMODORES AT-A-GLANCE

Game #57 Tournament #1

Streak.....	W4
Home	31-5
Road	9-10
Neutral	1-0
Day	28-8
Night.....	13-7
vs. RH starters.....	25-13
vs. LH starters	16-2
Extra-Innings	2-1
Doubleheaders	3-1
Shutouts	8-4
One-Run Games	4-5
Three+ Run Games.....	33-8
Series W-L-T	9-5-0
Series Sweeps	6-0
On Artificial Turf.....	31-5
On Natural Grass	10-10
Scoring First	30-4
Opp. Scores First.....	11-11
Scoring 3+ runs	40-6
Opp. Scores 3+ runs.....	22-12
Hitting at least 1 HR	23-5
Hitting no HR.....	18-10
Making at least 1 error....	16-12
Making no errors.....	25-3
Leading after 6 inn.....	36-1
Trailing after 6 inn	2-12
Tied after 6 inn	2-2
Leading after 7 inn.....	34-1
Trailing after 7 inn	2-13
Tied after 7 inn	4-1
Leading after 8 inn.....	37-0
Trailing after 8 inn	1-14
Tied after 8 inn	2-1
vs. Top 5 Teams	4-5
vs. Top 10 Teams	0-1
vs. Top 25 Teams	4-5
In the State of Tenn.....	33-8
vs. Out-of-State Opp	35-12
On Weekdays.....	12-2
On Weekends.....	29-13

COMMODORES BROADCAST

Joe Fisher calls the action on
WNSR 560 AM / 95.9 FM
beginning 15-minutes prior to
first pitch.

Missouri Tigers (26-29) vs. #10 Vanderbilt Commodores (41-15)

Tuesday, May 24 ★ 9:30 a.m. [SEC Network]

VANDERBILT RE-VU

Vanderbilt finished the team's sixth series sweep of the season with a 4-3 win over Auburn on Saturday. Kyle Wright earned his eighth win of the year with six solid innings. The Commodores swept both ends of a double-header against Auburn on Thursday to clinch the series. VU rallied from an early deficit to win the opener behind Jordan Sheffield, who won his team-leading eighth game. Jeren Kendall and Bryan Reynolds each hit two-run homers in the nightcap to help John Kilichowski win his first game of the season.

ON THE BUMP

Tuesday, May 24

RHP Patrick Raby (6-1, 2.91) vs. RHP Tanner Houck (5-5, 2.09)

MEETING MIZZOU

Vanderbilt meets Missouri in the SEC Tournament for the second straight year. The two teams played an epic game in the second round of last year's tournament with the Commodores emerging victorious 7-6 in 10 innings on Rhett Wiseman's walk-off home run over a leaping Jake Ring in center field. Vanderbilt swept the Tigers in the series between the two teams in Columbia in late March. VU had to rally late to win the opener 8-6 with four runs in the top of the ninth and survived an outstanding Tanner Houck performance to clinch the series on a 2-0 win in 11 innings on Saturday. Vandy finished the sweep with a 17-7 win on Sunday with the Tigers making eight errors. Vanderbilt is 13-0 all-time against Missouri.

THE SOUTHEASTERN CONFERENCE TOURNAMENT

Vanderbilt heads to the Southeastern Conference tournament for the 21st time in program history and 11th straight year dating back to 2006 when the Commodores finished runner-up. Since 2006, the Dores have finished runner-up or won the tournament seven times, including the 2007 title. Last year, VU opened with a win over Missouri before dropping a game to Texas A&M. Vandy marched to the finals after the loss beating Alabama and Texas A&M before losing to Florida in the championship game. Under head coach Tim Corbin, the Commodores are 33-18 in 12 previous appearances.

PITCHING DOWN THE STRETCH

The Commodores' pitching staff has been very good over the team's last four weeks entering the postseason. Over the team's last 15 games, the Dores have posted a 2.61 ERA (38ER/131.OIP) while punching out 131 and allowing teams to hit just .228. During the stretch, Vandy has played three Top 5 teams in Louisville, Texas A&M and Florida with the Commodores' pitching helping the team to a 10-5 record. The Dores have allowed more than three runs just twice over the last 15 games, both losses (Louisville and Florida). Vanderbilt's 1-2 punch of Jordan Sheffield and Kyle Wright have led the way combining to go 6-2 with Wright going 4-0 with a 1.55 ERA and opponents hitting just .155 over his last four starts.


THE UNDERCLASSMEN INFIELD

During Vanderbilt's three-game sweep of Auburn over the weekend head coach Tim Corbin's lineup featured four underclassmen on the infield with sophomore Will Toffey (3B) joining freshmen Connor Kaiser (SS) and Alonzo Jones (2B) for all three games. Freshmen Julian Infante and Ethan Paul each started games at first base. Freshmen have started 35 games at shortstop led by Kaiser's team-high 30 starts. Paul (19) and Jones (6) have also started games at second with Paul (6) and Infante (17) seeing time at first. Vanderbilt's top-ranked freshman class has combined to start 136 games this season with the freshmen pitchers appearing in 52 games.

COFFEE WITH THE COMMODORES

The last time Vanderbilt was in the opening game of the SEC tournament was in 2014 when the Commodores escaped with a 3-2 win over Tennessee. The Dores have not started a game before noon this season but is 28-8 in day games.

COMMODORE NOTES



2014 NATIONAL CHAMPIONS

54 ★ 51 ★ 51

Only program in the nation
with three straight
50-win seasons



IN THE TIM CORBIN ERA



12 MLB first round picks
since 2004 are the most
in the nation

\$46M

Since 2004, Vanderbilt
players have received
signing bonuses totalling
over \$46 million.

THE ALL AMERICANS

Six Commodores earned preseason All-American status led by junior Bryan Reynolds, who was on every major preseason All-American list. Pitchers Ben Bowden, Jordan Sheffield and Kyle Wright all saw their names appear on various All-American teams. Sophomores Jeren Kendall and Will Toffey both received preseason accolades after earning Freshman All-American status last season.

REYNOLDS, TOFFEY NAMED PRESEASON ALL-SEC

Junior Bryan Reynolds and sophomore Will Toffey were named preseason All-SEC by the league's coaches. Both Commodores were tabbed as second team members.

COMMODORES DEBUTING NEW NIKE UNIFORMS

Vanderbilt is one of only three teams in the nation to be wearing Nike's new Vapor Elite uniform. The Commodores are joined by Oregon and North Carolina in the new uniforms. Three new elements are highlighted in the uniforms: the Vapor Elite Pants are 20% lighter than the sport's traditional knit pants, the Vapor Elite Jersey, made from stretch woven fabric, offers maximum mobility with minimal weight and the True Vapor Fitted hat features an exclusive bill construction designed to reduce weight, improve moisture management and relieve pressure against the forehead.

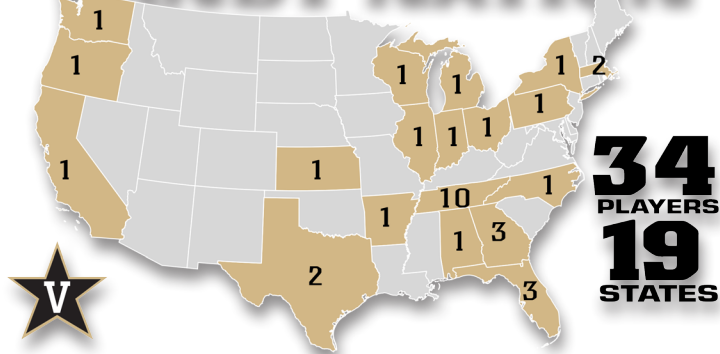
NUMBER NINE

Sophomore Will Toffey changed his uniform to No. 9 after earning Freshman All-American honors while wearing No. 10 last season. The No. 9 was Toffey's uniform number throughout his prep career and when it came available the Barnstable, Mass. native asked Coach Corbin to make the move into a new jersey.

FRESHMAN CLASS TABBED NO. 1

For the record fourth time, Vanderbilt's recruiting class has been ranked No. 1 by Baseball America. The Commodores' 13-man class is comprised of seven pitchers and six position players from nine different states. Vanderbilt's fourth top class in the Baseball America poll (2005, 2011, 2012, 2015) stretches the Commodores' record with only Florida and Arizona State claiming multiple top classes with two each. Vandy is also riding an unprecedented 11-year streak of Top 25 classes. The 2015 class is the latest top class for Corbin and recruiting coordinator Travis Jewett after hauling in the second of back-to-back classes in 2012.

VANDY NATION



COMMODORE NOTES

DORES TABBED TO FINISH SECOND IN SEC EAST BY COACHES

The Commodores were picked to finish second in the SEC East by the league coaches while receiving one vote to win the East division and the league. Top-ranked Florida received 13 votes to win the division and the league making them a unanimous choice (coaches cannot vote for their own team). The rest of the East was picked with South Carolina third, Kentucky fourth, Missouri fifth, Georgia sixth and Tennessee seventh. In the West Texas A&M was picked to take the title followed by LSU, Arkansas, Mississippi State, Ole Miss, Auburn and Alabama.

SWITCH IT UP

Vanderbilt's roster features four switch hitters with juniors Ro Coleman and Bryan Reynolds, sophomore Tristan Chari and speed freshman Alonzo Jones. Coleman and Reynolds have combined for 282 hits in their careers with Reynolds posting a pair of 90-hit seasons in his first two years on West End.

REYNOLDS, WRIGHT NAMED TO GOLDEN SPIKES WATCH LIST

Bryan Reynolds and Kyle Wright are on the 50-man preseason watch list for the Golden Spikes Award, given annually to the nation's top amateur player. Reynolds enters his third season at Vanderbilt having already compiled 186 hits in his career. The Brentwood, Tenn. native has starred on each of the Commodores' past two teams, helping the Dore capture the national title in 2014 as a Freshman All-American and ushering the team back to the national championship series last season. Wright led all Vanderbilt pitchers with 29 appearances a year ago as a freshman. The Huntsville, Ala. native went 6-1 with a 1.23 ERA taking over as the Commodores' closer down the stretch and finishing the year with four saves. The right-hander picked up Freshman All-American and Freshman All-SEC honors for his work on the bump that included 62 strikeouts in 58.2 innings.

VANDY BOYS GO TO D.C.

For the second straight fall, Vanderbilt traveled as a team with 2015's trip ending in Washington D.C. The Commodores trained at the Naval Academy in nearby Annapolis, Md. during the morning and took educational sites in the afternoon. The Vandy Boys visited the White House, Lincoln Memorial, Vietnam War Memorial, Jefferson Memorial, the Holocaust Museum, the National Archive, Arlington National Cemetery and the Naval Academy campus.

COMMODORES NAMED NO. 1 PROGRAM BY D1BASEBALL.COM

Vanderbilt was named the top program in the nation during the fall by D1Baseball.com. The website ranked programs based on "the overall health of the program, based on recent history, coaching staff quality, facilities, scholarship/financial aid situation, conference dynamics, and recruiting and player development proficiency." The Commodores led the way in the rankings with 12 more SEC schools in the top 70.

No. 1

Named Top Program in the Country



Drafted Commodores

	Round	Year	Team
Ro Coleman	40th	2013	Chicago (AL)
Chandler Day	30th	2015	Cleveland
Donny Everett	29th	2015	Milwaukee
Alonzo Jones	36th	2015	Chicago (NL)
Jeren Kendall	30th	2014	Boston
John Kilichowski	39th	2015	Chicago (NL)
Jordan Sheffield	13th	2013	Boston
Will Toffey	23rd	2014	New York (AL)

Commodores In The Pros

Player (Years at VU) *Team*

MLB

Pedro Alvarez (06-08)	Baltimore
Curt Casali (08-11)	Tampa Bay
Caleb Cotham (08-09)	Cincinnati
Ryan Flaherty (06-08)	Baltimore
Sonny Gray (09-11)	Oakland
Tony Kemp (11-13)	Houston
Mike Minor (07-09)	Kansas City
David Price (05-07)	Boston
Drew VerHagen (2012)	Detroit

AAA

Mike Baxter (04-05)	Tacoma (SEA)
Matt Buschmann (03-06)	Reno (ARI)
Drew Hayes (08-10)	Louisville (CIN)
Taylor Hill (08-11)	Syracuse (WAS)
Mike Yastrzemski (10-13)	Norfolk (BAL)

AA

Tyler Beede (12-14)	Richmond (SF)
Carson Fulmer (13-15)	Birmingham (CHW)
Nick Christiani (06-09)	Pensacola (CIN)
Grayson Garvin (09-11)	Montgomery (TB)
Conrad Gregor (11-13)	Corpus Christi (HOU)
Connor Harrell (10-13)	Erie (DET)
Sam Selman (10-12)	Northwest Arkansas (KC)
Dansby Swanson (13-15)	Mississippi (ATL)
Casey Weathers (2006-07)	Akron (CLE)
Corey Williams (10-11)	Chattanooga (MIN)
Kevin Ziomek (11-13)	Erie (DET)


A

Vince Conde (12-14)	Tampa (NYY)
Tyler Ferguson (13-15)	Hickory (TEX)
Brian Miller (12-14)	Port Charlotte (TB)
Jared Miller (12-14)	Visalia (ARI)
Spencer Navin (11-13)	Rancho Cucamonga (LAD)
John Norwood (12-14)	Jupiter (MIA)
Philip Pfeifer (12-13,15)	Rancho Cucamonga (LAD)
Adam Ravenelle (12-14)	Lakeland (DET)
Zander Wiel (13-15)	Cedar Rapids (MIN)
Rhett Wiseman (13-15)	Hagerstown (WAS)

SHORT SEASON

Walker Buehler (13-15)	Los Angeles (NL)
Chris Harvey (12-14)	Pittsburgh

HEAD COACH TIM CORBIN



Head Coach Tim Corbin begins his 14th season at the helm of the Vanderbilt baseball program. During his tenure, Corbin has turned the Commodores into a national power and taken the program to unprecedented success leading Vanderbilt to the top of college baseball in 2014 with the school's first-ever men's national championship.

Corbin's overall record of 567-271 (.677) is second all-time in terms of wins at Vanderbilt, and first in terms of winning percentage for coaches with 100 games or more. In his career as a head coach Corbin is 673-409 (.622).

The 2015 Commodores marched back to the College World Series for the second straight year to give the program its first-ever consecutive trips to Omaha finishing as the national runner-up, losing in three games to Virginia in a rematch of the 2014 CWS championship series. Vanderbilt finished the season 51-21 for the second consecutive year making it the

only program in the nation with three straight 50-win seasons.

The Dores rallied to win nine straight games, the team's longest winning streak of the season, in the NCAA Tournament to reach the CWS finals sweeping through the Nashville NCAA Regional in dominant fashion before toppling national seed Illinois on the road to reach Vanderbilt's third trip to the College World Series. VU rolled through the Regional with wins over Lipscomb, Indiana and Radford. The 21-0 victory over Radford shattered the school record for margin of victory in the NCAA Tournament and matched the NCAA mark. The Commodores continued the roll in Illinois with a pair of dominating wins over the Illini to win the school's first-ever road Super Regional. Back in Omaha for the third time in five years, the Commodores rolled through their half of the bracket with a come-from-behind victory over Cal State Fullerton and two wins over TCU. The Dores provided plenty of drama in the win over the Titans, winning on Jeren Kendall's walk-off home run in the bottom of the ninth inning for a 4-3 victory in the resumption of a suspended game. Vandy won its third straight game at TD Ameritrade Park via the home run in the team's first game against TCU with Zander Wiefel's seventh inning solo homer scoring the only run of the game. VU breezed into the championship series with a 7-1 victory in the rematch against the Horned Frogs three days later. Vanderbilt claimed the opening game against Virginia 5-1 behind a dominant Carson Fulmer start that saw the right-hander turn in 7.2 scoreless innings in his final start as a Commodore.

Dansby Swanson and Carson Fulmer led the team in their final season in Black & Gold earning first team All-American honors with Swanson picking up National Player of the Year honors from D1Baseball.com and Perfect Game. Fulmer was named National Pitcher of the Year with Swanson earning the Brooks Wallace Award as the nation's top shortstop. The duo also became the second pair of Vanderbilt teammates and the fourth in the history of the Golden Spikes to be finalists in the same year joining David Price and Pedro Alvarez from 2007. Corbin has coached three different pairs of teammates to be finalists for the Golden Spikes with the four Vanderbilt players joining Clemson's Khalil Greene and Jeff Baker. Fulmer became the third Vanderbilt pitcher to pick up SEC Pitcher of the Year honors after becoming just the fourth pitcher in the league's history to win the pitching triple crown, leading the nation's premier league in wins, ERA and strikeouts. Freshmen Will Toffey, Jeren Kendall and Kyle Wright were consensus Freshman All-Americans.

Three Commodores were selected in the first round of the MLB Draft, another program first, with Swanson, Fulmer and Walker Buehler all joining a growing group of Vanderbilt first round picks to bring the total to 14 overall, 12 in the Corbin era. Swanson became the second Commodore to hear his name called first with the Arizona Diamondbacks taking him No. 1 overall. Vanderbilt is one of two colleges to have multiple top picks with David Price and Swanson. Fulmer was taken eighth overall by the Chicago White Sox and Buehler 24th overall by the Los Angeles Dodgers. Fulmer and Buehler became the eighth and ninth VU pitchers under Corbin to be selected in the first round joining Jeremy Sowers (6th overall, Cleveland 2004), David Price (1st overall, Tampa Bay 2007), Casey Weathers (8th overall, Colorado 2007), Mike Minor (7th overall, Atlanta 2009), Sonny Gray (18th overall, Oakland 2011), Grayson Garvin (59th overall, Tampa Bay 2011) and Tyler Beede (14th overall, San Francisco). In Corbin's program since 2003, an astounding 48 pitchers have been selected in the MLB Draft. Five more Dores heard their name called during the draft for a total of eight; the most since a school and SEC record 12 were selected in 2011.

Vanderbilt finished off the school's second-ever national championship with a dramatic 3-2 victory over Virginia in the finals of the College World Series to cap a 51-21 season in 2014. The 51-win season marked the third time in the last four seasons Corbin had led the Dores to at least 50 wins as the Vandy skipper was named the consensus National Coach of the Year. Corbin's Commodores rose to the occasion in the postseason sweeping through the Nashville Regional with wins over Xavier and Oregon before taking down Stanford in three games of the Super Regional to advance to Vanderbilt's second College World Series in school history. Hawkins Field hosted NCAA Regionals and Super Regionals for the third time in four years. Once in Omaha, Corbin continued to push the Commodores with wins over rival Louisville in the first round and comeback win over UC Irvine. VU reached the championship series with a dramatic, walk-off win over Texas on Tyler Campbell's bases loaded, infield single. The team sealed the national title in the third game thanks to an eighth inning, solo homer from John Norwood and clutch pitching from Adam Ravenelle over the final two frames. The final victory in Omaha gave the Dores a 10-3 record in the NCAA Tournament.

Corbin reached two more milestones during the regular season with his 500th victory at Vanderbilt, a 5-1 victory at Missouri on May 3, 2014, and his 600th career victory with a win at Arkansas on April 19, 2014.

For the second time in his career Corbin was named the SEC Coach of the Year by the league's coaches after the Commodores posted one of the best seasons in school history in 2013. The Commodores matched the school record with a 54-12 mark and smashed the Southeastern Conference record, finishing the conference slate an amazing 26-3. Vanderbilt won every series during the regular season, including nine series sweeps. The squad outscored opponents by an average of 8.2-3.9 runs per game with the pitching staff turning in a sub 3.00 ERA for the second time in three seasons. Five Commodores earned All-American honors led by first team All-Americans Tony Kemp and Tyler Beede. Kemp became just the second Commodore in history to be named SEC Player of the Year and just the third in league

history to win both Freshman of the Year and Player of the Year awards in his career. Over the summer, Beede pitched for Team USA to become the 12th Vanderbilt player to don the Stars & Stripes.

The Commodores' SEC regular season championship was the team's second in three years and third under Corbin. For the fourth time in five years the Dores played in the SEC Championship game and made their eighth straight appearance in the NCAA Tournament hosting Regionals for the third time in school history and Super Regionals for the second time.

In 2011 and 2012 the Commodores' freshman class was tabbed as the nation's best by Baseball America, becoming the first school in the poll's 13-year history to post back-to-back top classes. Vanderbilt's 2012 freshman class was the unanimous top class, also picking up the honor from Collegiate Baseball. Since Corbin's arrival in 2003, Vanderbilt has earned three top-ranked recruiting classes (2005) and is the only school in the nation to have more than two top classes.

In 2012, one of Corbin's prize pupils, David Price, was named the American League Cy Young Award winner. Price was the top overall pick by Tampa Bay in 2007 after a stellar career at Vanderbilt. The southpaw went 20-5 with a 2.56 ERA and 205 strikeouts over 211 innings for the Rays to become the first Commodore to win the Cy Young.

The Commodores' magical run to Omaha in 2011 saw several school records equaled or passed. VU won 54 games to match the school record set in 2007 and set the SEC record with 12 players selected in the Major League Baseball draft. Hawkins Field hosted the NCAA Regional round for just the second time in history and Super Regionals for the first time with the Dores sweeping through both rounds en route to the College World Series. Individual awards supplemented the team's success with Grayson Garvin earning SEC Pitcher of the Year and Tony Kemp picking up SEC Freshman of the Year honors. Garvin became the second VU pitcher to earn the prestigious league award joining David Price, while Kemp is the second Commodore to be named the league's freshman of the year along with Pedro Alvarez. All four awards have come under Corbin's watch. Sonny Gray, Jason Esposito, Aaron Westlake and Garvin all garnered All-American honors with Kevin Zimek, T.J. Pecoraro, Conrad Gregor and Kemp being named Freshmen All-American.

In 2007, Corbin guided the Commodores to their best season ever, finishing with a school record 54 wins. The team also achieved a No. 1 national ranking for the first time in school history and held that honor for 13-of-15 weeks during the regular season.

The Vanderbilt baseball team also swept through the Southeastern Conference, winning both the regular season and tournament crown for the first time ever and it marked the first time an SEC team had done it since 1996. The team lost only one conference series the entire season against SEC West Division winner Arkansas in Fayetteville and avenged the series loss by defeating the Razorbacks in the SEC tournament title game.

The conference recognized Corbin for the work he had done, naming him SEC Coach of the Year. Corbin also picked up Co-National Coach of the Year honors from College Baseball Insider and regional Coach of the Year honors by the American Baseball Coaches Association.

The Commodores hosted their first-ever NCAA regional as the No. 1 National Seed and arrived as a power in college baseball. Corbin's success and methods of running the Vanderbilt program has earned him respect among the college and international baseball communities. In the summer of 2006 he managed the USA Baseball National Team to a 28-2-1 record that culminated with a gold medal finish at the FISU (International University Sports Federation) World University Championship in Havana, Cuba. The .919 winning percentage set a new national team high and it garnered special recognition by the United States Olympic Committee.

Corbin, along with his coaching staff, are a tireless group that saw their recruiting efforts pay in 2005, 2011, 2012 and 2015 as their recruiting class was labeled the nation's best by Baseball America. Professional baseball has also taken notice of the program with a nation-leading 12 Commodores being selected in the first round since 2003.

Before Corbin was hired as the 21st coach in program history, Vanderbilt had not earned a spot in the conference tournament in a decade but made the post-season tournament in 2004. During the 2004 regular season, Vanderbilt swept a series against Mississippi State for the first time. It was one of three conference whitewashes and one of five series wins in all. His efforts earned him the 2004 Vanderbilt Coach of the Year award and a nomination for the Nashville Sports Council's Sports Person of the Year. Plus, a school-record five players were named to the SEC All-Tournament team, five players were drafted on the first day and seven VU players in all were chosen in the Major League Baseball Draft, topped by No. 6 overall pick, pitcher Jeremy Sowers.

Corbin came to Vanderbilt following nine seasons as an assistant coach at baseball power Clemson. During his time there (1994-2002), the Tigers had more victories than all but four programs.

Prior to his tenure at Clemson, Corbin was head coach at Presbyterian College for six seasons beginning in 1988. There he restarted a baseball program that had been dormant for several years.

For a full bio please visit vucommodores.com

The Tim Corbin File

Personal

Full Name: Timothy Carter Corbin
Born: August 5, 1961 in Wolfeboro, N.H.
Hometown: Wolfeboro, N.H.
Family: Wife: Maggie Daughters: Molly and Hannah

Education

College: Ohio Wesleyan
Degrees: Master of Arts in Athletic Administration, 1986
..... Bachelor of Arts in Physical Education, 1984

Coaching Experience

2003-Present Vanderbilt Head Coach
2001-02 Clemson Associate Head Coach
1998-2001 Clemson Assistant Head Coach
1994-98 Clemson Assistant Coach
1988-93 Presbyterian College Head Coach
1987 Wofford Assistant Coach
1985-86 Ohio State Graduate Assistant Coach

NATIONAL RANKINGS

D1Baseball.com (Week 14)	Baseball America (Week 14)	USA Today (Week 13)	Collegiate Baseball (Week 13)	NCBWA (Week 13)	Perfect Game (Week 13)
1. Texas 41-13	1. Texas A&M 41-13	1. Florida (28) 43-9	1. Florida 43-9	1. Florida 43-9	1. Florida 43-9
2. Miami 43-10	2. Mississippi St. 40-14	2. Texas A&M (2) 39-11	2. Miami, Fla. 40-9	2. Texas A&M 39-11	2. Texas A&M 39-11
3. Mississippi St. 40-14	3. Miami 43-10	3. Miami (Fla.) 40-9	3. Texas A&M 39-11	3. Mississippi St. 37-14-1	3. Mississippi St. 37-14-1
4. Florida 44-11	4. Florida 44-11	4. Mississippi St. 37-14-1	4. Louisville 42-10	4. Miami 40-9	4. Miami 40-9
5. Louisville 46-10	5. Texas Tech 40-14	5. Louisville 42-10	5. Mississippi St. 37-14-1	5. Louisville 42-10	5. Louisville 42-10
6. Texas Tech 40-14	6. Louisville 46-10	6. Mississippi 39-13	6. South Carolina 38-13	6. Ole Miss 39-13	6. Mississippi 39-13
7. Virginia 36-18	7. LSU 39-17	7. Texas Tech 38-13	7. Texas Tech 38-13	7. <i>Vanderbilt</i> 37-15	7. Texas Tech 38-13
8. LSU 39-17	8. Virginia 36-18	8. LSU 36-16	8. Florida State 33-17	8. Texas Tech 38-13	8. South Carolina 38-13
9. South Carolina 42-13	9. South Carolina 42-13	9. <i>Vanderbilt</i> 37-15	9. Virginia 33-18	9. LSU 36-16	9. LSU 36-16
10. <i>Vanderbilt</i> 41-15	10. Mississippi 40-16	10. South Carolina 38-13	10. <i>Vanderbilt</i> 37-15	10. South Carolina 38-13	10. Tulane 35-15
11. Ole Miss 40-16	11. Tulane 37-17	11. TCU 34-14	11. LSU 36-16	11. Florida State 33-17	11. <i>Vanderbilt</i> 37-15
12. Clemson 38-18	12. <i>Vanderbilt</i> 41-15	12. Florida State 33-17	12. Mississippi 39-13	12. Virginia 33-18	12. Oklahoma St. 32-17
13. NC State 34-18	13. Florida Atlantic 37-15	13. Virginia 33-18	13. Tulane 35-15	13. TCU 34-14	13. UNC Wilmington 35-15
14. Tulane 37-17	14. TCU 38-14	14. NC State 32-17	14. Oklahoma St. 32-17	14. NC State 32-17	14. Virginia 33-18
15. TCU 38-14	15. Clemson 38-18	15. Oklahoma St. 32-17	15. NC State 32-17	15. Oklahoma St. 32-17	15. TCU 34-14
16. Florida State 34-19	16. NC State 34-18	16. Tulane 35-15	16. TCU 34-14	16. Clemson 34-18	16. Bryant 39-10
17. Coastal Carolina 40-15	17. Oklahoma St. 35-18	17. Florida Atlantic 34-15	17. Washington 28-18	17. North Carolina 32-19	17. Florida State 33-17
18. Florida Atlantic 37-15	18. Florida State 34-19	18. Clemson 34-18	18. Southern Miss 36-15	18. Southern Miss 36-15	18. Southern Miss 36-15
19. Oklahoma St. 35-18	19. Coastal Carolina 40-15	19. Southern Miss 36-15	19. Cal State Fullerton 32-17	19. Louisiana 33-19	19. NC State 32-17
20. La.-Lafayette 37-19	20. Southern Miss 36-18	20. North Carolina 32-19	20. Arizona State 31-17	20. UCSB 32-15-1	20. Coastal Carolina 36-15
21. Washington 31-19	21. Bryant 44-10	21. Rice 32-16	21. Arizona 32-18	21. Florida Atlantic 34-15	21. Florida Atlantic 34-15
22. Arizona State 33-19	22. Long Beach St. 35-18	22. Coastal Carolina 36-15	22. La.-Lafayette 33-19	22. Tulane 35-15	22. Rice 32-16
23. Southern Miss 36-18	23. Cal State Fullerton 33-19	23. La.-Lafayette 33-19	23. South Alabama 37-16	23. Coastal Carolina 36-15	23. Clemson 34-18
24. Rice 32-20	24. La.-Lafayette 37-19	24. Minnesota 33-15	24. Rice 32-16	24. Oregon State 30-18	24. Cal State Fullerton 32-17
25. Cal State Fullerton 32-17	25. Rice 32-20	25. Georgia Tech 33-18	25. Coastal Carolina 36-15	25. Georgia Tech 33-18	25. Minnesota 33-15
			26. Minnesota 33-15	26. Michigan 34-16	
			27. Indiana 30-18	27. Cal State Fullerton 32-17	
			28. Kent State 39-11	28. Rice 32-16	
			29. Dallas Baptist 34-16	29. Arizona 32-18	
			30. Clemson 34-18	30. Arizona State 31-17	

Commodores Week-by-Week in the Polls

	D1Baseball.com	Baseball America	USA Today Coaches	Collegiate Baseball	NCBWA	Perfect Game
Preseason	3	7	3	3	3	4
Week 1 - 2/22	3	7		3	3	4
Week 2 - 2/29	2	5		2	2	2
Week 3 - 3/7	2	5	2	2	2	2
Week 4 - 3/14	2	5	2	2	2	2
Week 5 - 3/21	5	11	4	8	6	7
Week 6 - 3/28	3	6	4	6	4	4
Week 7 - 4/4	2	6	3	3	3	3
Week 8 - 4/11	5	12	4	7	6	7
Week 9 - 4/18	4	8	5	6	4	6
Week 10 - 4/25	8	11	7	6	7	7
Week 11 - 5/2	8	10	5	6	6	6
Week 12 - 5/9	11	12	7	8	7	7
Week 13 - 5/16	12	12	9	10	7	11
Week 14 - 5/23	10	12				

HITTERS NOTES

PROJECTED LINEUP

C 5 Jason Delay - Junior

GP-GS: 40-38 AVG: .266 HR: 1 RBI: 30
8-for-29 (.276) with 4 runs scored and 2 RBI over last 8 games. Hit .283 with eight doubles and 23 RBI in 37 games as a junior last season.

1B 22 Julian Infante - Freshman

GP-GS: 21-18 AVG: .246 HR: 4 RBI: 17
6-for-20 (.200) with 4 RBI scored in last 6 games. Smashed first career HR in his first career start (1B) 4/19. Missed first 2 months with broken wrist.

2B 2 Tyler Campbell - Senior

GP-GS: 55-51 AVG: .256 HR: 0 RBI: 22
3-for-16 (.188) over last 7 games with 3 runs scored. Senior started 61 games at second base last year hitting .229 with a pair of homers.

3B 9 Will Toffey - Sophomore

GP-GS: 56-55 AVG: .221 HR: 0 RBI: 17
Reached base safely in 10 of last 12 games. Leads team with 50 walks. Preseason All-American earned Freshman All-American status last season after hitting .294 with 20 doubles.

SS 12 Connor Kaiser - Freshman

GP-GS: 40-30 AVG: .263 HR: 0 RBI: 17
7 RBI in last 7 games with 8 hits. Started 25 straight games at SS after starting just 5 games in first 2 months of season.

LF 1 Ro Coleman - Junior

GP-GS: 48-39 AVG: .235 HR: 1 RBI: 12
5-for-28 (.179) with 6 runs over last 10 games. Hit .295 with 52 runs scored as team's DH and leadoff hitter in 2015.

CF 20 Bryan Reynolds - Junior

GP-GS: 56-56 AVG: .325 HR: 12 RBI: 49
7 RBI and 2 HRs in last 5 games (7-for-21 .333). Belted 2 HRs and drove in career-best 5 runs 3/27. Preseason All-American hit .318 with 18 doubles and 56 runs scored.

RF 3 Jeren Kendall - Sophomore

GP-GS: 56-56 AVG: .330 HR: 9 RBI: 54
6-for-20 (.300) with 4 RBI and 6 runs - 3 extra-base hits. One triple shy of matching school record (8). Preseason All-American earned Freshman All-American honors after hitting .281 with eight home runs.

DH 10 Ethan Paul - Freshman

GP-GS: 48-39 AVG: .303 HR: 4 RBI: 29
Started 8 straight games going 9-for-30 (.300) with 6 RBI and 5 doubles. Has earned starts at 1B, 2B, SS and DH this year.

COMMODORES LINEUP

Starts by position

C: Delay 37, Ellison 19
1B: Smith 18, Infante 17, Murfee 15, Paul 6
2B: Campbell 30, Paul 19, Jones 6, Sabino 1
3B: Toffey 55, Infante 1
SS: Kaiser 30, Campbell 21, Paul 4, Jones 1
LF: Coleman 39, Smith 7, Grisanti 6, Rogers 2, Scott 1, Jones 1
CF: Reynolds 56
RF: Kendall 56
DH: Jones 32, Paul 10, Sabino 4, Bowden 2, Grisanti 2, Smith 2, Kilichowski 1, Delay 1, Raby 1, Wright 1

Batting Order

1st: Coleman 35, Kendall 12, Paul 4, Grisanti 2, Jones 1, Toffey 1
2nd: Kendall 37, Reynolds 12, Paul 4, Toffey 2
3rd: Reynolds 43, Kendall 6, Toffey 2, Murfee 1, Jones 1, Delay 1, Paul 1
4th: Toffey 22, Infante 14, Jones 8, Delay 5, Murfee 3, Paul 3
5th: Jones 20, Delay 11, Toffey 10, Sabino 3, Murfee 3, Paul 3, Smith 2, Infante 2, Wright 1
6th: Delay 13, Toffey 13, Jones 10, Paul 5, Smith 5, Grisanti 3, Ellison 2, Bowden 1, Sabino 1, Murfee 1, Rogers 1, Coleman 1
7th: Ellison 12, Paul 12, Smith 7, Murfee 5, Delay 5, Toffey 4, Kaiser 4, Grisanti 2, Bowden 1, Jones 1, Infante 1, Raby 1
8th: Campbell 20, Smith 12, Paul 6, Kaiser 4, Ellison 3, Murfee 2, Coleman 2, Kilichowski 1, Sabino 1, Scott 1, Delay 1, Grisanti 1, Smith 1
9th: Campbell 30, Kaiser 21, Ellison 2, Rogers 1, Delay 1

PLAYER NOTES

8 Alonzo Jones

GP-GS: 43-40 AVG: .293 HR: 1 RBI: 33
Started at 2B in 3 straight games going 4-for-9 with 4 runs. Started first career game in LF 5/13. Speedy freshman holds Perfect Game 60-yard dash record with time of 6.17.

11 Liam Sabino

GP-GS: 26-5 AVG: .361 HR: 1 RBI: 8
5-for-9 with 3 RBI in last 3 games. Matched career-best with 3 hits, 2 RBI 5/17.

16 Penn Murfee

GP-GS: 27-15 AVG: .290 HR: 0 RBI: 12
2-for-12 with 3 RBI in last 5 games.

17 Walker Grisanti

GP-GS: 25-8 AVG: .400 HR: 0 RBI: 8
3-for-11 with 2 RBI in last 4 starts.

18 Nolan Rogers

GP-GS: 42-2 AVG: .185 HR: 0 RBI: 6
3-for-10 with 2 RBI and 3 runs over last 9 games.

19 Stephen Scott

GP-GS: 17-1 AVG: .091 HR: 0 RBI: 2
First career start 3/22, 15th Commodore to start a game this season.

25 Karl Ellison

GP-GS: 27-19 AVG: .222 HR: 2 RBI: 11
3-for-13 (.231) with 3 RBI in last 4 games.

33 Tristan Chari

GP-GS: 4-0 AVG: .333 HR: 0 RBI: 2
Drove in first 2 runs of season 2/28.

39 Kyle Smith

GP-GS: 32-27 AVG: .214 HR: 3 RBI: 11
1-for-19 (.053) in last 8 games.

55 Tyler Green

GP-GS: 7-0 AVG: .250 HR: 1 RBI: 4
Belted his first career HR 3/9.

HITTERS HI/LO

MULTI-HIT GAMES

2-HITS: Reynolds 15, Kendall 13, Paul 10, Jones 9, Coleman 7, Campbell 7, Toffey 6, Delay 6, Kaiser 5, Murfee 4, Grisanti 3, Infante 3, Ellison 3, Sabino 2, Smith 1

3-HITS: Kendall 5, Reynolds 4, Smith 3, Delay 2, Paul 2, Jones 2, Toffey 2, Kaiser 1, Murfee 1, Coleman 1, Campbell 1, Ellison 1, Sabino 1

4-HITS: Kendall 2

5-HITS:

MULTI-RBI GAMES

2-RBI: Kendall 11, Paul 6, Jones 5, Reynolds 5, Delay 5, Campbell 4, Murfee 3, Infante 3, Kaiser 3, Ellison 3, Coleman 2, Sabino 2, Grisanti 1, Chari 1, Toffey 1, Rogers 1

3-RBI: Reynolds 7, Jones 3, Paul 3, Smith 2, Kendall 2, Infante 2, Coleman 1, Toffey 1, Grisanti 1, Green 1, Campbell 1, Murfee 1

4-RBI: Kendall 2, Delay 1, Paul 1

5-RBI: Kendall 1, Jones 1, Reynolds 1

HOME RUNS

SOLO: Reynolds 4, Kendall 3, Smith 2, Paul 1, Coleman 1, Delay 1, Ellison 1, Infante 1

2-R: Reynolds 5, Kendall 5, Infante 3, Paul 2, Smith 1, Ellison 1, Sabino 1

3-R: Reynolds 3, Jones 1, Green 1, Kendall 1, Paul 1

GS:

MULTI-HR: Kendall 1, Reynolds 1

INDIVIDUAL BATTERS GAME BESTS

MOST AT-BATS

VU: 7, Bryan Reynolds, 2/27 vs. UIC
OPP: *6, Jacob Robson, 3/18 vs. MS

MOST HITS

VU: *4, Jeren Kendall, 4/9 @LSU
OPP: 4, Will LaRue, 3/13 vs. XU

MOST RUNS

VU: *3, Three tied, 3/27 @MIZ
OPP: 3, Brooks Balisterri, 4/19 vs. UCA

MOST RBI

VU: *5, Bryan Reynolds, 3/27 @MIZ
OPP: *3, Nick Buentello, 5/19 vs. AU G2

MOST HOME RUNS

VU: *2, Bryan Reynolds, 3/27 @MIZ
OPP: 2, Anfernee Grier, 5/21 vs. AU

MOST WALKS

VU: *3, Will Toffey, 3/26 @MIZ
OPP: 3, Nathaniel Lowe, 3/18 vs. MS

MOST STRIKEOUTS

VU: 4, Kyle Smith, 2/27 vs. UIC
OPP: *4, Jack Kruger, 3/18 vs. MS

* occurred multiple times, last listed

PITCHERS NOTES

PROBABLE STARTERS

RHP Patrick Raby - Freshman

G/GS: 14/9 W-L: 6-1 ERA: 2.91 IP: 52.2 BB: 17 K: 59

Last Start: 5/15 @UF, ND, 2.1 IP, 6 H, 6R/6ER, 0 BB, 3 K

Roughed up in his shortest SEC start of the year allowing a career-high six runs on six hits. Made his collegiate debut 2/19 vs. SD allowing two runs on three hits over 2.1 innings of relief. A three-time All-American in high school at powerful Farragut HS in Knoxville, Tenn.

LHP John Kilichowski - Junior

G/GS: 9/1 W-L: 1-2 ERA: 4.29 IP: 21.0 BB: 9 K: 18

Last Start: 5/19 vs. AU G2, W, 5.0+ IP, 6 H, 3R/3ER, 2 BB, 6 K

Made his first start of the season against Auburn, earning the win with five-plus innings and allowing a three-run homer to go along with a season-high six strikeouts. Became the Commodores' 11th different starting pitcher this year when he made the start against Auburn 5/19 in 2nd game of doubleheader.

RHP Jordan Sheffield - RS-Sophomore

G/GS: 14/14 W-L: 8-4 ERA: 2.38 IP: 90.2 BB: 33 K: 101

Last Start: 5/19 vs. AU G1, W, 6.0 IP, 4 H, 2R/2ER, 4 BB, 4 K

Struggled with command walking four and hitting three batters but still won his eighth game of the year vs. Auburn. Became the first Commodore this season to record a complete game and a shutout vs. Kentucky 4/15, 14 strikeouts are team season-high and most since Carson Fulmer 5/14/15. Right-hander is preseason All-American after going 5-2 with a 2.85 ERA in 22 games, six starts. Redshirted in 2014 while recovering from elbow surgery.

RHP Kyle Wright - Sophomore

G/GS: 14/14 W-L: 8-3 ERA: 1.76 IP: 81.2 BB: 26 K: 92

Last Start: 5/21 vs. AU, W, 6.0 IP, 5 H, 2R/2ER, 3 BB, 9 K

Earned his fourth straight win with six solid innings vs. Auburn, allowed 2 home runs in win after giving up just 2 homers in first 13 starts. Named SEC Pitcher of the Week for the first time in his career for his three-hit shutout at No. 1 Florida. Second Commodore this season to throw shutout (Jordan Sheffield). Preseason All-American after earning Freshman All-American and Freshman All-SEC along with Vanderbilt Rookie of the Year honors.

PITCHING BREAKDOWN

	W-L-S	ERA	IP	H	R	ER	BB-I	SO
Starters	28-9	2.85	287.2	232	110	91	97-0	315
Relievers	13-6-19	3.04	213.1	182	85	72	88-1	231

RELIEVER NOTES

Pitcher	Last Relief App.	IP	H	R	ER	BB	SO	HR	RI/S	-----Season Totals-----		
										RI/S	SV	Ret./1BF (BB)
Joey Abraham	3/29 vs. BEL	0.0	1	1	1	0	0	0	0/0	0/0	1	2/6 (2)
Ben Bowden	S, 5/21 vs. AU	1.2	1	0	0	1	3	0	2/1	8/2	10	14/18 (0)
Maddux Conger	3/29 vs. BEL	1.0	0	0	0	2	2	0	0/0	0/0	0	5/7 (1)
Chandler Day	5/19 vs. AU G2	1.0	0	0	0	1	1	0	0/0	0/0	0	4/6 (1)
Donny Everett	5/17 vs. MOR	2.0	1	0	0	2	3	0	0/0	0/0	0	1/3 (1)
Ryan Johnson	5/10 vs. LOU	3.0	1	0	0	1	1	0	0/0	4/2	0	6/11 (0)
John Kilichowski	L, 5/15 @UF	2.0	3	2	2	1	1	0	1/1	3/3	2	5/7 (2)
Matt McGarry	4/5 vs. LIP	1.0	0	0	0	0	0	0	0/0	3/3	0	1/4 (2)
Patrick Raby	S, 5/19 vs. AU G1	3.0	2	0	0	1	3	0	0/0	1/0	2	3/5 (1)
Matt Ruppenthal	5/19 vs. AU G2	2.0	1	0	0	2	3	0	0.0	14/9	1	12/23 (5)
Collin Snider	5/21 vs. AU	1.0	4	1	1	0	1	0	0/0	26/12	0	15/22 (0)
Hayden Stone	L, 3/19 vs. MS	1.2	2	1	1	1	3	0	1/1	3/1	3	4/8 (1)
TEAM TOTALS										60/31 (52%)	19	73/122 (17)

CATCHERS LOG

	TEAM W-L	CS/SBA	PB	ERA
Chari	0-0	0/0 (0%)	0	14.40 (8ER/5.0IC)
Delay	27-10	18/38 (47%)	6	2.87 (103ER/323.0IC)
Ellison	14-5	6/10 (60%)	1	2.71 (52ER/173.0IC)
TEAM	41-15	26/51 (51%)	7	2.93 (163ER/501.0IC)

PITCHERS HI/LO

STARTERS LOG

	TEAM W-L	QS	RS
Sheffield	9-5	8	5.4
Bowden	4-1	0	8.2
Wright	11-3	8	6.6
Day	3-0	0	10.3
Raby	5-4	2	6.6
Abraham	0-1	0	4.0
Stone	3-0	0	12.0
Johnson	2-0	0	7.5
Everett	1-1	0	7.5
McGarry	2-0	0	6.0
Kilichowski	1-0	0	9.0

INDIVIDUAL PITCHERS GAME BESTS

MOST INNINGS PITCHED, STARTER

VU: *9.0, Kyle Wright, 5/14 @UF

OPP: *9.0, Logan Shore, 5/13 @UF

MOST INNINGS PITCHED, RELIEVER

VU: 7.0, Matt Ruppenthal, 3/18 vs. MS

OPP: 5.2, Trevor Lane, 2/27 vs. UIC

MOST WALKS

VU: *5, Hayden Stone, 3/27 @MIZ

OPP: 7, Greg Jacknewitz, 3/12 vs. XU

MOST STRIKEOUTS

VU: 14, Jordan Sheffield, 4/15 vs. UK

OPP: 14, Tanner Houck, 3/26 @MIZ

MOST HBP

VU: 3, Jordan Sheffield, 5/19 vs. AU G1

OPP: *2, Kade McClure 5/10 vs. LOU

FEWEST HITS, CG

VU: 3, Kyle Wright, 5/14 @UF

OPP: 0, Kyle Simonds, 5/7 @TAMU

FEWEST WALKS, CG

VU: *2, Kyle Wright, 5/14 @UF

OPP: *0, Logan Shore, 5/13 @UF

* occurred multiple times, last listed

MISCELLANEOUS STATS

Commodores

TEAM

Opponents

13, 3/13 vs. XU.....	Most Runners LOB	16, 3/18 vs. MS
3, 4/17 vs. UK.....	Double Plays Turned	2, 3x, last 3/31 vs. SC
6, 3/22 @MT.....	Most Errors Committed	8, 3/27 @MIZ
16, 2/21 vs. SD.....	Largest Margin of Victory	9, 4/7 @LSU
20, 2/28 vs. UIC.....	Most Runs, Game	13, 4/7 @LSU
8 (3rd), twice, last 4/29 vs. UGA.....	Most Runs, Inning	7 (3rd), 4/7 @LSU
4, 5/1 vs. UGA.....	Most Home Runs, Game	3, 5/10 vs. LOU
3 (3rd), 2/21 vs. SD.....	Most Home Runs, Inning.....	1 (5th), 20x, last 5/21 vs. AU
20, 2/28 vs. UIC.....	Most Hits, Game	15, 4/7 @LSU
7 (3rd), 3/20 vs. MS.....	Most Hits, Inning.....	6 (3rd), 4/7 @LSU
0, 5/7 @TAMU	Fewest Hits, Game	2, 3/8 @STAN2
7, 5/19 vs. AU G1.....	Most Stolen Bases, Game.....	3, 4/9 @LSU
11, twice, last 4/29 vs. UGA.....	Most Walks Drawn, Game	8, 2/19 vs. SD
0, twice, last 5/13 @UF.....	Fewest Walks Drawn, Game.....	0, twice, last 5/5 @TAMU
16, 3/26 @MIZ.....	Most Strikeouts (Hitters), Game.....	19, 2/27 vs. UIC
2, 4/26 vs. AP.....	Fewest Strikeouts (Hitters), Game.....	3, 5/7 @TAMU
Longest Game, Innings.....	14, 2/27 vs. UIC	
Longest Game, Time (9 inn.): 3:45, 4/9 @LSU.....	Seven-Inning Game:	Extra-inning Game: 4:20, 3/18 vs. MS
Shortest Game, Time (9 inn.): 2:08, 5/7 @TAMU	Seven-Inning Game:	Extra-inning Game: 4:53, 2/27 vs. UIC
Largest Home Crowd.....	3,626 (7x) - 5/21 vs. AU	
Largest Road Crowd.....	11,146 - 4/8 @LSU	
Longest Winning Streak.....	8, twice, 3/3-15	
Longest Losing Streak.....	3, 5/7-13	
Consecutive Errorless Games	5, 3/8-13	

Runs by Inning

Road			Home			Neutral		
VU	INN.	OPP	VU	INN.	OPP	VU	INN.	OPP
7	1	6	36	1	11	1	1	1
10	2	10	22	2	4	0	2	0
8	3	18	56	3	9	0	3	0
12	4	1	44	4	10	1	4	0
10	5	17	33	5	17	0	5	0
5	6	8	20	6	19	4	6	1
4	7	6	31	7	20	0	7	0
11	8	5	45	8	18	2	8	0
11	9	5	0	9	7	0	9	0
2	X	0	2	X	2	0	X	0
80	TOTAL	76	289	TOTAL	117	8	TOTAL	2

Commodores Record when they score:

Runs	0	1	2	3	4	5	6	7	8	9	10+
W-L	0-4	0-3	1-2	2-1	3-3	4-1	6-1	2-0	5-0	5-0	13-0

Commodores Record when opponent scores:

Runs	0	1	2	3	4	5	6	7	8	9	10+
W-L	8-0	5-1	6-2	7-4	3-3	2-2	6-0	2-1	1-1	0-0	0-2

Record by Months

	Home	Road	Total
February	8-0	0-0	8-0
March	8-2	5-2	14-4
April	9-2	2-4	11-6
May	6-1	2-4	8-5
June	0-0	0-0	0-0

Record by Days

Mon.	Tues.	Wed.	Thurs.	Fri.	Sat.	Sun.
0-0	10-2	2-0	4-3	8-4	10-3	7-3

Comeback Wins

Date/Opp.	Score	Final
2/27 UIC	1-0 (2)	6-5 (14)
3/25 @MIZ	6-4 (8)	8-6
4/2 SC	2-1 (4)	10-6
4/9 @LSU	7-6 (7)	9-7
4/12 MT	2-1 (2)	7-4
4/19 UCA	3-0 (3)	8-6
4/26 AP	1-0 (1)	8-5
5/3 WKU	1-0 (2)	6-1
5/19 AU G1	2-1 (3)	5-2
5/21 AU	1-0 (3)	4-3

Blown Leads

Date/Opp.	Score	Final
3/19 MS	4-3 (7)	5-4
3/22 @MT	4-1 (4)	7-4
4/8 @LSU	1-0 (1)	3-2
4/24 @UT	2-0 (4)	5-3
5/13 @UF	2-1 (6)	4-2

LAST TIME IT HAPPENED...

A Vanderbilt Team...

Won 10 or more consecutive games.	4/20-5/16/13 (14)
Lost five or more consecutive games.	3/16-23/12 (5)
Scored 20 or more runs in a game	20 vs. UIC, 2/28
Scored 10+ Runs in an Inning.	10 (5th) vs. Radford, 6/1/15
Did Not Strikeout.	vs. Tennessee-Martin, 2/23/05
Hit consecutive home runs.	Alonzo Jones (3R), Kyle Smith (solo) vs. San Diego, 2/21
Had a triple steal.	Ethan Paul (home), Jeren Kendall (3rd), Bryan Reynolds (2nd) vs. Auburn, 5/19
Shut out consecutive opponents.	vs. Radford (12-0), 3/9
	vs. Xavier (7-0), 3/11
Shut out the opponent.	vs. Morehead State (6-0), 5/17
Was shut out by the opponent at home	vs. Kentucky (3-0), 4/17
Was shut out by the opponent on the road	at Texas A&M (3-0), 5/7
Was shut out in two consecutive games.	vs. Kentucky (14-0) (4-0), 4/23/76
Swept a conference doubleheader.	vs. Auburn, 5/19
Was swept in a conference doubleheader.	vs. Tennessee, 4/25/10
Swept a conference series at home.	vs. Auburn, 5/19-21
Was swept in a conference series at home	vs. Tennessee, 5/14-16/09
Swept a conference series (Three-games) on the road	at Missouri, 3/25-27
Was swept in a conference series on the road	at Florida, 3/16-18/12
Lost a conference series at home.	vs. Mississippi State, 3/18-20
Lost a conference series on the road.	at Florida, 5/13-15
Threw a no hitter	at Western Kentucky (J. Lewis, N. Pilkington, J. Scott, M. Buschmann), 5/6/03
Was no-hit	at Texas A&M (Kyle Simonds, 9.0), 5/7

A Vanderbilt Player...

Hit two home runs in a game	Bryan Reynolds at Missouri, 3/27
Hit three home runs in a game.	Aaron Westlake vs. Oregon State, 6/11/11
Hit a grand slam	Zander Wiel vs. Missouri, 4/25/15
Walk-Off Home Run	Jeren Kendall vs. Cal State Fullerton, 6/14/15
Hit for the cycle.	Clinton Johnston vs. Kentucky, 4/28/96
Had seven or more RBI in a game.	Dominic de la Osa (7) vs. Georgia, 4/16/06
	Karl Nonemaker (7) vs. Kentucky, 5/12/02
Had five or more hits in a game	Tony Kemp (5) at Belmont, 2/19/13
Had two hits in an Inning.	Kyle Smith (1B,1B) vs. San Diego, 2/20
Had 10 or more total bases in a game	Jeren Kendall (10) vs. San Diego, 2/19
Stole three or more bases in a game	Jeren Kendall (3) at Texas A&M, 5/6
Stole Home.	Ethan Paul vs. Auburn, 5/19
Had a 10-game hit streak	Bryan Reynolds (10), 4/5-22
Had a 15-game hit streak	Bryan Reynolds (16), 3/10-4/3/15
Had a 20-game hit streak	Xavier Turner (27), 3/4-4/22/14
Had a 25-game hit streak	Xavier Turner (27), 3/4-4/22/14
Had 10 or more strikeouts in a game	Kyle Wright (10) at Florida, 5/14
Had 15 or more strikeouts in a game	Kevin Ziomek (15) vs. Illinois-Chicago, 3/1/13
Pitched a complete game	Kyle Wright at Florida, 5/14
Pitched a seven-inning complete game.	Philip Pfeifer vs. Alabama, 5/22/15
Pitched a nine-inning, complete game shutout	Kyle Wright at Florida, 5/14
Pitched a seven-inning, complete game shutout	Nick Christiani vs. Belmont, 5/5/09
Pitched a combined shutout	Matt McGarry (4.1), Collin Snider (2.2), Donny Everett (2.0) vs. Morehead State, 5/17
Pitched a no-hitter	Jensen Lewis, Nick Pilkington, John Scott, Matt Buschmann at Western Ky., 5/6/03
Pitched a perfect game.	Jensen Lewis, Nick Pilkington, John Scott, Matt Buschmann at Western Ky., 5/6/03

VandyBoys™

2016 ROSTER

No.	Name	Pos.	B/T	HT	WT	CL/EXP.	Hometown (High School/Previous School)
1	Ro Coleman	IF	S/R	5-5	155	Jr./2L	Chicago, Ill. (Simeon HS)
2	Tyler Campbell	IF	R/R	5-11	175	Sr./3L	Portland, Ore. (Oswego HS)
3	Jeren Kendall	OF	L/R	6-0	190	So./1L	Holmen, Wisc. (Holmen HS)
5	Jason Delay	C	R/R	6-0	210	Jr./2L	Johns Creek, Ga. (Northview HS)
8	Alonzo Jones	IF	S/R	5-10	195	Fr./HS	Columbus, Ga. (Columbus HS)
9	Will Toffey	IF	L/R	6-2	205	So./1L	Barnstable, Mass. (Salisbury School)
10	Ethan Paul	IF	L/R	5-10	180	Fr./HS	Bellevue, Wash. (International School)
11	Liam Sabino	IF	R/R	6-1	200	So./1L	East Stroudsburg, Pa. (Blair Academy)
12	Connor Kaiser	IF	R/R	6-4	195	Fr./HS	Overland Park, Kan. (Blue Valley West HS)
16	Penn Murfee	IF	R/R	6-2	200	R-So./1L	Nashville, Tenn. (Montgomery Bell Academy)
17	Walker Grisanti	OF	L/R	5-10	190	Fr./HS	Collierville, Tenn. (Christian Brothers HS)
18	Nolan Rogers	IF	L/R	5-11	205	Jr./2L	Bloomington, Ind. (Bloomington HS)
19	Stephen Scott	OF	L/R	5-11	200	Fr./HS	Cary, N.C. (Cardinal Gibbons HS)
20	Bryan Reynolds	OF	S/R	6-4	215	Jr./2L	Brentwood, Tenn. (Brentwood HS)
21	John Kilichowski	LHP	L/L	6-5	215	Jr./2L	Tampa, Fla. (Jesuit HS)
22	Julian Infante	IF	R/R	6-3	205	Fr./HS	Miami, Fla. (Westminister Christian HS)
23	Joey Abraham	RHP	R/R	6-1	200	So./1L	Little Rock, Ark. (Central HS)
24	Jordan Sheffield	RHP	R/R	6-0	185	R-So./1L	Tulahoma, Tenn. (Tulahoma HS)
25	Karl Ellison	C	R/R	6-0	210	Jr./2L	Naples, Fla. (Barron Collier HS)
27	Chandler Day	RHP	R/R	6-4	175	Fr./HS	Granville, Ohio (Watkins Memorial HS)
28	Matt Ruppenthal	RHP	R/R	6-4	230	So./1L	Bloomfield Hills, Mich. (Brother Rice HS)
29	Patrick Raby	RHP	R/R	6-3	235	Fr./HS	Knoxville, Tenn. (Farragut HS)
31	Ryan Johnson	LHP	R/L	6-1	175	R-So./1L	Cedar Park, Texas (Cedar Park HS)
32	Hayden Stone	RHP	R/R	6-0	195	Jr./2L	Columbia, Tenn. (Columbia HS)
33	Tristan Chari	C	S/R	6-2	200	So./1L	Nashville, Tenn. (Montgomery Bell Academy)
35	Ben Bowden	LHP	L/L	6-4	235	Jr./2L	Lynn, Mass. (Lynn English HS)
38	Matt McGarry	RHP	R/R	6-3	200	Fr./HS	Portola Valley, Calif. (Menlo-Atherton HS)
39	Kyle Smith	IF/OF	R/R	6-3	220	Sr./3L	Old Hickory, Tenn. (Mt. Juliet HS)
40	Collin Snider	RHP	R/R	6-4	200	So./1L	Murfreesboro, Tenn. (Riverdale HS)
41	Donny Everett	RHP	R/R	6-2	230	Fr./HS	Clarksville, Tenn. (Clarksville HS)
42	Maddux Conger	RHP	R/R	6-2	210	Fr./HS	Stephenville, Texas (Stephenville HS)
44	Kyle Wright	RHP	R/R	6-4	220	So./1L	Huntsville, Ala. (Buckhorn HS)
55	Tyler Green	IF	R/R	6-6	230	R-So./1L	Williamsville, N.Y. (Williamsville North HS)

Head Coach: 4 Tim Corbin (Ohio Wesleyan, 1984) - 14th Season at Vanderbilt

Associate Head Coach: 50 Travis Jewett (Washington State, 1993)

Associate Head Coach: 26 Scott Brown (SUNY-Cortland, 1999)

Volunteer Coach: 30 Blake Allen (Blackburn College, 2001)

Athletic Trainer: Tracy Campbell (James Madison, 2008)

Strength & Conditioning Coach: Chris Ham (Illinois, 2005)

Director of Baseball Operations: Drew Fann (Vanderbilt, 2011)

Director of Player Development: Brian Hiler (Mount St. Joseph, 1999)

Equipment Manager: John Mardirosian (Texas, 2011)

Video Coordinator: Brandon Barak (Illinois, 2012)

Student Managers: Josh Ruchotzke, Ben Sampson & Jack Goodrum

Pronunciation Chart

Ben Bowden	BO-den
Tristan Chari	CHAR-ee
Walker Grisanti	greh-sahn-TEE
Jeren Kendall	JAIR-en
John Kilichowski	kill-a-CHOW-ski
Patrick Raby	ray-BEE
Matt Ruppenthal	RUPE-en-thal

Alphabetical Roster

Joey Abraham 23	Donny Everett 41	Matt McGarry 38	Jordan Sheffield 24
Ben Bowden 35	Tyler Green 55	Penn Murfee 16	Kyle Smith 39
Tyler Campbell 2	Walker Grisanti 17	Ethan Paul 10	Collin Snider 40
Tristan Chari 33	Julian Infante 22	Patrick Raby 29	Hayden Stone 32
Ro Coleman 1	Ryan Johnson 31	Bryan Reynolds 20	Will Toffey 9
Maddux Conger 42	Alonzo Jones 8	Nolan Rogers 18	Kyle Wright 44
Chandler Day 27	Connor Kaiser 12	Matt Ruppenthal 28	
Jason Delay 5	Jeren Kendall 3	Liam Sabino 11	
Karl Ellison 25	John Kilichowski 21	Stephen Scott 19	

2016 SCHEDULE

DATE	OPPONENT	W-L	WP	LP	SV	TIME	ATT.
FEBRUARY							
19	San Diego	W 8-4	Sheffield (1-0)	Conyers (0-1)	Ruppenthal (1)	3:12	3054
20	San Diego	W 13-6	Snider (1-0)	Jacobs (0-1)		3:22	3168
21	San Diego	W 17-1	Johnson (1-0)	Sprengel (0-1)		3:18	2743
23	UT-Martin	W 11-6 (5)	Day (1-0)	Patzner (0-1)		2:16	2426
24	Eastern Illinois	W 9-1	Raby (1-0)	Hughes (0-1)		3:04	2401
26	Illinois-Chicago	W 9-0	Sheffield (2-0)	Dahlberg (0-2)		2:43	2743
27	Illinois-Chicago	W 6-5 (14)	Johnson (2-0)	Lane (1-1)		4:53	2841
28	Illinois-Chicago	W 20-8	Wright (1-0)	Schulewitz (1-1)		3:38	3028
MARCH							
3	Stanford	L 4-1	Beck (2-1)	Sheffield (2-1)	Hock (2)	2:57	
DH	Stanford	W 4-1	Bowden (1-0)	Bubic (0-1)	Stone (1)	2:58	1184
6	Stanford	W 5-2	Wright (2-0)	Hanewich (2-1)	Stone (2)	2:58	1816
8	Radford	W 13-4	Raby (2-0)	Swamer (0-1)		2:52	2539
9	Radford	W 12-0	Day (2-0)	Ross (0-3)	Abraham (1)	2:51	2487
11	Xavier	W 7-0	Sheffield (3-1)	Lowther (1-2)		2:29	2526
12	Xavier	W 14-3	Bowden (2-0)	Jacknewitz (0-3)		3:22	2831
13	Xavier	W 5-2	Wright (3-0)	Astle (0-2)	Stone (3)	3:21	2667
15	Northern Illinois	W 9-2	Raby (3-0)	Ceja (0-1)		2:44	2628
18	Mississippi State*	L 2-1 (13)	Rigsby (1-0)	Ruppenthal (0-1)		4:20	3626
19	Mississippi State*	L 5-4	Breaux (1-1)	Stone (0-1)	Hughes (1)	3:31	3626
20	Mississippi State*	W 12-6	Wright (4-0)	Brown (2-1)	Raby (1)	3:22	3330
22	Middle Tennessee	L 7-4	Spencer (3-0)	Day (2-1)	Puckett (3)	3:42	2523
25	Missouri*	W 8-6	Steele (1-0)	Carter (0-1)	Bowden (1)	3:04	2398
26	Missouri*	W 2-0 (11)	Ruppenthal (1-1)	Barlett (1-2)	Bowden (2)	3:09	1262
27	Missouri*	W 17-7	Johnson (3-0)	Tribby (2-3)		3:27	263
29	Belmont	W 8-2	Snider (2-0)	Klotz (2-2)		3:09	3782
31	South Carolina*	W 6-3	Sheffield (4-1)	SCHMIDT (6-1)	Bowden (3)	2:24	3384
APRIL							
1	South Carolina*	L 4-0	Webb (6-1)	Wright (4-1)		2:45	3626
2	South Carolina*	W 10-6	Ruppenthal (2-1)	Johnson (0-1)	Bowden (4)	3:17	3626
5	Lipscomb	W 4-3	Raby (4-0)	Stewart (2-1)	Bowden (5)	2:32	2745
7	LSU*	L 13-4	Poche' (4-3)	Sheffield (4-2)		3:24	10366
8	LSU*	L 3-2	Lange (3-2)	Wright (4-2)	Newman (1)	3:21	11146
9	LSU*	W 9-7	Raby (5-0)	Gilbert (3-2)	Bowden (6)	3:45	10802
12	Middle Tennessee	W 7-4	Johnson (4-0)	Wright (0-1)	Kilichowski (1)	3:14	2960
15	Kentucky*	W 3-0	SHEFFIELD (5-2)	Brown 2-6)		2:27	3388
16	Kentucky*	W 3-2	Ruppenthal (3-1)	Strecker (2-1)	Bowden (7)	2:40	3626
17	Kentucky*	L 3-0	Cody (4-2)	Kilichowski (0-1)	Hjelle (6)	3:03	3626
19	Central Arkansas	W 8-6	Snider (3-0)	Beier (3-1)	Bowden (8)	3:05	2776
22	Tennessee*	W 6-0	Sheffield (6-2)	Soto (4-2)		2:51	2084
23	Tennessee*	L 2-1	Warren (5-4)	Wright (4-3)	Cox (1)	3:02	2620
24	Tennessee*	L 5-3	Neely (1-0)	Bowden (2-1)	Cox (2)	3:15	3136
26	Austin Peay	W 8-5	Ruppenthal (4-1)	Neff (1-5)	Bowden (9)	2:41	2811
29	Georgia*	W 15-3	Sheffield (7-2)	Tyler (3-4)		3:34	3450
30	Georgia*	W 10-3	Wright (5-3)	Jones (5-4)		2:47	3470
MAY							
1	Georgia*	W 10-3	Raby (6-0)	Holder (2-3)	Kilichowski (2)	2:41	3608
3	Western Kentucky	W 6-1	McGarry (1-0)	Coll (3-3)		2:47	2669
5	Texas A&M*	L 1-0	Vinson (2-2)	Sheffield (7-3)	Ecker (3)	2:46	4482
6	Texas A&M*	W 6-1	Wright (6-3)	Hill (5-1)		3:08	6054
7	Texas A&M*	L 3-0	SIMONDS (8-1)	Raby (6-1)		2:08	6550
10	Louisville	L 8-5	McClure (10-0)	Everett (0-1)	Burdi (7)	3:14	3206
13	Florida*	L 4-2	SHORE (10-0)	Sheffield (7-4)		2:32	4537
14	Florida*	W 5-0	WRIGHT (7-3)	Puk (2-3)		3:01	4783
15	Florida*	L 10-6	Faedo (10-1)	Kilichowski (0-2)		3:18	4340
17	Morehead State	W 6-0	Snider (4-0)	Pearcy (0-3)		3:08	2632
19	Auburn*	W 5-2	Sheffield (8-4)	Camp (3-5)	Raby (2)	2:47	2896
DH	Auburn*	W 9-3	Kilichowski (1-2)	Lipscomb (2-5)		3:35	3450
21	Auburn*	W 4-3	Wright (8-3)	Mize (2-5)	Bowden (10)	2:43	3626
SEC Tournament							
24	Missouri		Hoover Met		9:30 a.m.	SEC Network	

All times Central and subject to change * SEC Game

^ Televised on SEC Network+ # Televised on SEC Network \$ Televised on ESPNU + Televised on ESPN/ESPN2

THE SOUTHEASTERN CONFERENCE

SEC Standings - 5 / 23

Overall — SEC —

East

Team	W-L	W-L	GB	Home	Away	Neutral	Streak
%South Carolina	42-13	20-9	-	30-4	12-7	0-2	W5
Florida	44-11	19-10	1.0	29-4	13-7	2-0	W1
Vanderbilt	41-15	18-12	2.5	31-5	9-10	1-0	W4
Kentucky	32-24	15-15	5.5	22-10	7-12	2-2	W2
Georgia	27-29	11-19	9.5	19-15	8-12	0-2	L2
Missouri	26-29	9-21	11.5	15-13	4-13	7-3	L2
Tennessee	29-27	9-21	11.5	16-13	9-11	4-3	W2

West

Team	W-L	W-L	GB	Home	Away	Neutral	Streak
#Miss. State	40-14-1	21-9	-	24-9	13-5	3-0-1	W11
Texas A&M	41-13	20-10	1.0	29-5	12-8	0-0	L1
LSU	39-17	19-11	2.0	25-10	13-7	1-0	L1
Ole Miss	40-16	18-12	3.0	26-6	11-9	3-1	W1
Alabama	31-24	15-15	6.0	19-12	9-10	3-2	L3
Auburn	23-33	8-22	13.0	19-16	3-14	1-3	L3
Arkansas	26-29	7-23	14.0	20-14	3-15	3-0	L13

#SEC Champion %SEC East Champion

Vanderbilt Offense in the SEC

Batting Average

Team: .274, 10th

Ind:

On-Base Percentage

Team: .372, 8th

Ind: .455, Bryan Reynolds, 6th

Runs

Team: 382, 1st

Ind: 56, Jeren Kendall, T-1st - 55, Bryan Reynolds, 5th

Hits

Team: 514, 10th

Ind: 74, Jeren Kendall, 9th

RBI

Team: 345, 3rd

Ind: 54, Jeren Kendall, T-6th - 48, Bryan Reynolds, 10th

Doubles

Team: 102, T-5th

Ind:

Triples

Team: 25, 1st

Ind: 7, Jeren Kendall, 2nd

Home Runs

Team: 39, 8th

Ind: 12, Bryan Reynolds, T-2nd - 9, Jeren Kendall, T-8th

Walks

Team: 248, 1st

Ind: 50, Will Toffey, 1st - 44, Bryan Reynolds, 2nd

Strikeouts

Team: 483, 1st

Ind: 56, Jeren Kendall, 7th - 52, Bryan Reynolds, T-10th

Stolen Bases

Team: 84, 3rd

Ind: 26, Jeren Kendall, 1st

Caught Stealing

Team: 37, 1st

Ind: 8, Jeren Kendall, T-2nd

Vanderbilt Pitching in the SEC

ERA

Team: 2.93, 1st

Ind: 1.76, Kyle Wright, 1st - 2.38, Jordan Sheffield, 7th

Opposing Batting Average

Team: .226, 3rd

Ind: .212, Jordan Sheffield, 5th - .214, Kyle Wright, 7th

Innings Pitched

Team: 501.0, 2nd

Ind: 90.2, Jordan Sheffield, 7th - 81.2, Kyle Wright, 15th

Strikeouts

Team: 546, 2nd

Ind: 101, Jordan Sheffield, T-4th - 92, Kyle Wright, 9th

Wins

Team: 41, T-3rd

Ind: 8, Jordan Sheffield, Kyle Wright, T-7th - 6, Patrick Raby, T-15th

Losses

Team: 15, 10th

Ind:

Saves

Team: 19, T-2nd

Ind: 10, Ben Bowden, T-4th

Hits

Team: 414, T-1st

Ind: 63, Kyle Wright, T-9th

Runs

Team: 195, 3rd

Ind: 21, Kyle Wright, 2nd

Earned Runs

Team: 163, 1st

Ind: 16, Kyle Wright, 2nd - 24, Jordan Sheffield, T-9th

Walks

Team: 185, 8th

Ind:

Home Runs

Team: 20, 1st

Ind: 1, Jordan Sheffield, T-1st - 4, Kyle Wright, T-11th