



VANDERBILT
BASEBALL

VANDERBILT COMMODORES GAME NOTES

Vanderbilt Athletic Communications ★ 2601 Jess Neely Dr. Nashville, TN 37212
Baseball Contact: Kyle Parkinson ★ Phone: 615.343.0020 ★ Email: kyle.parkinson@vanderbilt.edu
vucommodores.com ★ twitter: @vandybaseball

COMMODORES AT-A-GLANCE

Game #46 Road #14

| | |
|------------------------------|-------|
| Streak..... | W5 |
| Home..... | 27-4 |
| Road..... | 7-6 |
| Neutral..... | 1-0 |
| Day..... | 25-5 |
| Night..... | 10-5 |
| vs. RH starters..... | 21-8 |
| vs. LH starters..... | 14-2 |
| Extra-Innings..... | 2-1 |
| Doubleheaders..... | 1-1 |
| Shutouts..... | 6-2 |
| One-Run Games..... | 3-4 |
| Three+ Run Games..... | 28-5 |
| Series W-L-T..... | 8-3-0 |
| Series Sweeps..... | 5-0 |
| On Artificial Turf..... | 27-4 |
| On Natural Grass..... | 8-6 |
| Scoring First..... | 26-4 |
| Opp. Scores First..... | 9-6 |
| Scoring 3+ runs..... | 34-4 |
| Opp. Scores 3+ runs..... | 20-8 |
| Hitting at least 1 HR..... | 21-3 |
| Hitting no HR..... | 14-7 |
| Making at least 1 error..... | 15-8 |
| Making no errors..... | 20-2 |
| Leading after 6 inn..... | 30-0 |
| Trailing after 6 inn..... | 2-8 |
| Tied after 6 inn..... | 2-2 |
| Leading after 7 inn..... | 28-1 |
| Trailing after 7 inn..... | 2-8 |
| Tied after 7 inn..... | 4-1 |
| Leading after 8 inn..... | 31-0 |
| Trailing after 8 inn..... | 1-9 |
| Tied after 8 inn..... | 2-1 |
| vs. Top 5 Teams..... | 2-1 |
| vs. Top 10 Teams..... | 0-0 |
| vs. Top 25 Teams..... | 4-5 |
| In the State of Tenn..... | 29-7 |
| vs. Out-of-State Opp..... | 29-7 |
| On Weekdays..... | 11-1 |
| On Weekends..... | 24-9 |

COMMODORES BROADCAST

Joe Fisher calls the action on
WNSR 560 AM / 95.9 FM
beginning 15-minutes prior to
first pitch.

#8 Vanderbilt Commodores (35-10, 13-8) at #2 Texas A&M Aggies (35-9, 14-7)

Thursday, May 5 ★ 6 p.m. [ESPN2]

Friday, May 6 ★ 6 p.m. [SEC Network]

Saturday, May 7 ★ 2:30 p.m. [SEC Network]

Tuesday, May 10 ★ #9 Louisville ★ 6 p.m. [SEC Network]

VANDERBILT RE-VU

Vanderbilt used a pair of three-run rallies to beat Western Kentucky 6-1 on Tuesday. Julian Infante drove in three runs with two hits in Matt McGarry's first career win. The Commodores finished off the team's fifth series sweep of the season on Sunday with a 10-3 win over Georgia. Jeren Kendall and Ethan Paul drove in three runs each as the Dore hit a season-high four home runs. Vanderbilt claimed the series on Saturday with a 10-3 victory vs. Georgia. Will Toffey scored three runs and collected three hits in Kyle Wright's fifth win of the year. The Commodores jumped on Georgia early en route to a 15-3 series opening win. Jordan Sheffield turned in his third straight scoreless outing with seven innings for his seventh win.

ON THE BUMP

Thursday, May 5

RHP Jordan Sheffield (7-2, 2.29) vs. RHP Turner Larkins (2-0, 2.00)

Friday, May 6

RHP Kyle Wright (5, 2.11-3) vs. RHP Brigham Hill (5-0, 2.03)

Saturday, May 7

TBA vs. RHP Kyle Simonds (7-1, 2.83)

AGGIELAND FOR THE FIRST TIME

Vanderbilt visits Texas A&M for the first time ever this weekend. The Commodores and Aggies split games in the Southeastern Conference tournament last season with Texas A&M winning the first game 6-1 and the Dore avenging the loss with a 12-1 victory in the semifinals. Vandy and A&M last met in a regular season series in 2014 - the only time the two teams have played a regular season series - with the Aggies taking two-of-three at Hawkins Field. Vanderbilt is 3-4 all-time vs. Texas A&M.

GOOD HANDS TEAM

The Commodores' defense has been in good hands over the last eight games making just two errors to field .993 as a team. Both errors the Dore have committed have been made by Julian Infante with the freshman being called for obstruction at Tennessee at first base for one error and the second coming on a throw with the first baseman seeing his first career action at third base against Georgia last weekend. VU has also turned eight double plays during the stretch in which the team is 6-2.

THRICE IS NICE FOR SHEFFIELD

For the third time this season Jordan Sheffield has been named the Southeastern Conference Pitcher of the Week. The right-hander's latest accolade comes on the heels of his stellar outing against Georgia last week. Sheffield turned in seven scoreless innings with six strikeouts while scattering seven singles to earn his team-best seventh win of the year. With his seven scoreless innings against the Bulldogs, Sheffield carries a 24-inning scoreless streak into his start at No. 2 Texas A&M on Thursday. Sheffield's 24-inning streak matches Carson Fulmer's scoreless inning streak from last season when the National Pitcher of the Year also turned in three straight scoreless outings.


OFFENSIVE SWITCH

The Vanderbilt offense flipped the switch last week, hitting .343 and outscoring the team's two opponents 43-14. The Commodores slugged six home runs to go along with 11 doubles and four triples. Vandy added six runs on eight hits Tuesday night against Western Kentucky to bring the team's average to .327 and outscoring teams 49-15 over the last five games. The previous week (4/19-24) the Dore hit just .224 and outscored teams 18-13.

DORES ON TV

Beginning Thursday night at No. 2 Texas A&M, the Commodores begin a streak of seven consecutive games on national television. All three games of the Dore's first trip to Aggeland will be televised with Thursday night's game airing on ESPN2 and the final two games of the series showing on SEC Network. The Battle of the Barrel against No. 9 Louisville next Tuesday will be broadcast on the SEC Network as the Commodores first-ever midweek game to be broadcast on the Network. Next weekend's trip to No. 1 Florida will feature games on SEC Network (Friday and Sunday) and ESPN2 (Saturday) along with the SEC Network's SEC Now show on site.

COMMODORE NOTES



2014 NATIONAL CHAMPIONS

54 ★ 51 ★ 51

Only program in the nation
with three straight
50-win seasons



IN THE TIM CORBIN ERA



12 MLB first round picks
since 2004 are the most
in the nation

\$46M

Since 2004, Vanderbilt
players have received
signing bonuses totalling
over \$46 million.

THE ALL AMERICANS

Six Commodores earned preseason All-American status led by junior Bryan Reynolds, who was on every major preseason All-American list. Pitchers Ben Bowden, Jordan Sheffield and Kyle Wright all saw their names appear on various All-American teams. Sophomores Jeren Kendall and Will Toffey both received preseason accolades after earning Freshman All-American status last season.

REYNOLDS, TOFFEY NAMED PRESEASON ALL-SEC

Junior Bryan Reynolds and sophomore Will Toffey were named preseason All-SEC by the league's coaches. Both Commodores were tabbed as second team members.

COMMODORES DEBUTING NEW NIKE UNIFORMS

Vanderbilt is one of only three teams in the nation to be wearing Nike's new Vapor Elite uniform. The Commodores are joined by Oregon and North Carolina in the new uniforms. Three new elements are highlighted in the uniforms: the Vapor Elite Pants are 20% lighter than the sport's traditional knit pants, the Vapor Elite Jersey, made from stretch woven fabric, offers maximum mobility with minimal weight and the True Vapor Fitted hat features an exclusive bill construction designed to reduce weight, improve moisture management and relieve pressure against the forehead.

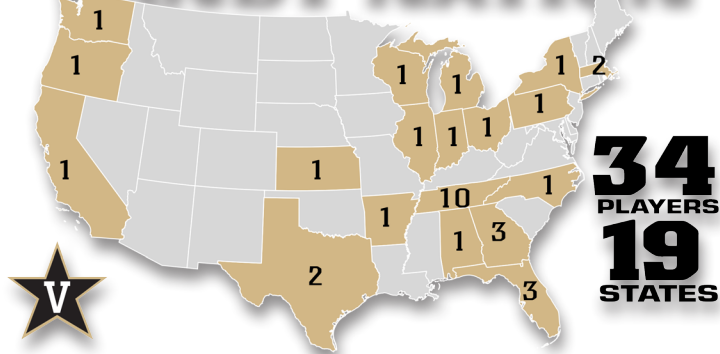
NUMBER NINE

Sophomore Will Toffey changed his uniform to No. 9 after earning Freshman All-American honors while wearing No. 10 last season. The No. 9 was Toffey's uniform number throughout his prep career and when it came available the Barnstable, Mass. native asked Coach Corbin to make the move into a new jersey.

FRESHMAN CLASS TABBED NO. 1

For the record fourth time, Vanderbilt's recruiting class has been ranked No. 1 by Baseball America. The Commodores' 13-man class is comprised of seven pitchers and six position players from nine different states. Vanderbilt's fourth top class in the Baseball America poll (2005, 2011, 2012, 2015) stretches the Commodores' record with only Florida and Arizona State claiming multiple top classes with two each. Vandy is also riding an unprecedented 11-year streak of Top 25 classes. The 2015 class is the latest top class for Corbin and recruiting coordinator Travis Jewett after hauling in the second of back-to-back classes in 2012.

VANDY NATION



COMMODORE NOTES

DORES TABBED TO FINISH SECOND IN SEC EAST BY COACHES

The Commodores were picked to finish second in the SEC East by the league coaches while receiving one vote to win the East division and the league. Top-ranked Florida received 13 votes to win the division and the league making them a unanimous choice (coaches cannot vote for their own team). The rest of the East was picked with South Carolina third, Kentucky fourth, Missouri fifth, Georgia sixth and Tennessee seventh. In the West Texas A&M was picked to take the title followed by LSU, Arkansas, Mississippi State, Ole Miss, Auburn and Alabama.

SWITCH IT UP

Vanderbilt's roster features four switch hitters with juniors Ro Coleman and Bryan Reynolds, sophomore Tristan Chari and speed freshman Alonzo Jones. Coleman and Reynolds have combined for 282 hits in their careers with Reynolds posting a pair of 90-hit seasons in his first two years on West End.

REYNOLDS, WRIGHT NAMED TO GOLDEN SPIKES WATCH LIST

Bryan Reynolds and Kyle Wright are on the 50-man preseason watch list for the Golden Spikes Award, given annually to the nation's top amateur player. Reynolds enters his third season at Vanderbilt having already compiled 186 hits in his career. The Brentwood, Tenn. native has starred on each of the Commodores' past two teams, helping the Dorens capture the national title in 2014 as a Freshman All-American and ushering the team back to the national championship series last season. Wright led all Vanderbilt pitchers with 29 appearances a year ago as a freshman. The Huntsville, Ala. native went 6-1 with a 1.23 ERA taking over as the Commodores' closer down the stretch and finishing the year with four saves. The right-hander picked up Freshman All-American and Freshman All-SEC honors for his work on the bump that included 62 strikeouts in 58.2 innings.

VANDY BOYS GO TO D.C.

For the second straight fall, Vanderbilt traveled as a team with 2015's trip ending in Washington D.C. The Commodores trained at the Naval Academy in nearby Annapolis, Md. during the morning and took educational sites in the afternoon. The Vandy Boys visited the White House, Lincoln Memorial, Vietnam War Memorial, Jefferson Memorial, the Holocaust Museum, the National Archive, Arlington National Cemetery and the Naval Academy campus.

COMMODORES NAMED NO. 1 PROGRAM BY D1BASEBALL.COM

Vanderbilt was named the top program in the nation during the fall by D1Baseball.com. The website ranked programs based on "the overall health of the program, based on recent history, coaching staff quality, facilities, scholarship/financial aid situation, conference dynamics, and recruiting and player development proficiency." The Commodores led the way in the rankings with 12 more SEC schools in the top 70.

No. 1

Named Top Program in the Country



Drafted Commodores

| | Round | Year | Team |
|------------------|-------|------|---------------|
| Ro Coleman | 40th | 2013 | Chicago (AL) |
| Chandler Day | 30th | 2015 | Cleveland |
| Donny Everett | 29th | 2015 | Milwaukee |
| Alonzo Jones | 36th | 2015 | Chicago (NL) |
| Jeren Kendall | 30th | 2014 | Boston |
| John Kilichowski | 39th | 2015 | Chicago (NL) |
| Jordan Sheffield | 13th | 2013 | Boston |
| Will Toffey | 23rd | 2014 | New York (AL) |

Commodores In The Pros

Player (Years at VU) Team

MLB

| | |
|-----------------------|-------------|
| Pedro Alvarez (06-08) | Baltimore |
| Curt Casali (08-11) | Tampa Bay |
| Caleb Cotham (08-09) | Cincinnati |
| Ryan Flaherty (06-08) | Baltimore |
| Sonny Gray (09-11) | Oakland |
| Drew Hayes (08-10) | Cincinnati |
| Mike Minor (07-09) | Kansas City |
| David Price (05-07) | Boston |
| Drew VerHagen (2012) | Detroit |

AAA

| | |
|------------------------|----------------|
| Mike Baxter (04-05) | Tacoma (SEA) |
| Matt Buschmann (03-06) | Reno (ARI) |
| Taylor Hill (08-11) | Syracuse (WAS) |
| Tony Kemp (11-13) | Fresno (HOU) |

AA

| | |
|--------------------------|-------------------------|
| Tyler Beede (12-14) | Richmond (SF) |
| Carson Fulmer (13-15) | Birmingham (CHW) |
| Nick Christiani (06-09) | Pensacola (CIN) |
| Grayson Garvin (09-11) | Montgomery (TB) |
| Conrad Gregor (11-13) | Corpus Christi (HOU) |
| Connor Harrell (10-13) | Erie (DET) |
| Sam Selman (10-12) | Northwest Arkansas (KC) |
| Dansby Swanson (13-15) | Mississippi (ATL) |
| Casey Weathers (2006-07) | Akron (CLE) |
| Corey Williams (10-11) | Chattanooga (MIN) |
| Mike Yastrzemski (10-13) | Bowie (BAL) |
| Kevin Ziomek (11-13) | Erie (DET) |


A

| | |
|---------------------------|------------------------|
| Vince Conde (12-14) | Tampa (NYY) |
| Tyler Ferguson (13-15) | Hickory (TEX) |
| Brian Miller (12-14) | Port Charlotte (TB) |
| Jared Miller (12-14) | Kane County (ARI) |
| Spencer Navin (11-13) | Rancho Cucamonga (LAD) |
| John Norwood (12-14) | Jupiter (MIA) |
| Philip Pfeifer (12-13,15) | Great Lakes (LAD) |
| Adam Ravenelle (12-14) | Lakeland (DET) |
| Zander Wiel (13-15) | Cedar Rapids (MIN) |
| Rhett Wiseman (13-15) | Hagerstown (WAS) |

SHORT SEASON

| | |
|------------------------|------------------|
| Walker Buehler (13-15) | Los Angeles (NL) |
| Chris Harvey (12-14) | Pittsburgh |

HEAD COACH TIM CORBIN



Head Coach Tim Corbin begins his 14th season at the helm of the Vanderbilt baseball program. During his tenure, Corbin has turned the Commodores into a national power and taken the program to unprecedented success leading Vanderbilt to the top of college baseball in 2014 with the school's first-ever men's national championship.

Corbin's overall record of 567-271 (.677) is second all-time in terms of wins at Vanderbilt, and first in terms of winning percentage for coaches with 100 games or more. In his career as a head coach Corbin is 673-409 (.622).

The 2015 Commodores marched back to the College World Series for the second straight year to give the program its first-ever consecutive trips to Omaha finishing as the national runner-up, losing in three games to Virginia in a rematch of the 2014 CWS championship series. Vanderbilt finished the season 51-21 for the second consecutive year making it the

only program in the nation with three straight 50-win seasons.

The Dores rallied to win nine straight games, the team's longest winning streak of the season, in the NCAA Tournament to reach the CWS finals sweeping through the Nashville NCAA Regional in dominant fashion before toppling national seed Illinois on the road to reach Vanderbilt's third trip to the College World Series. VU rolled through the Regional with wins over Lipscomb, Indiana and Radford. The 21-0 victory over Radford shattered the school record for margin of victory in the NCAA Tournament and matched the NCAA mark. The Commodores continued the roll in Illinois with a pair of dominating wins over the Illini to win the school's first-ever road Super Regional. Back in Omaha for the third time in five years, the Commodores rolled through their half of the bracket with a come-from-behind victory over Cal State Fullerton and two wins over TCU. The Dores provided plenty of drama in the win over the Titans, winning on Jeren Kendall's walk-off home run in the bottom of the ninth inning for a 4-3 victory in the resumption of a suspended game. Vandy won its third straight game at TD Ameritrade Park via the home run in the team's first game against TCU with Zander Wief's seventh inning solo homer scoring the only run of the game. VU breezed into the championship series with a 7-1 victory in the rematch against the Horned Frogs three days later. Vanderbilt claimed the opening game against Virginia 5-1 behind a dominant Carson Fulmer start that saw the right-hander turn in 7.2 scoreless innings in his final start as a Commodore.

Dansby Swanson and Carson Fulmer led the team in their final season in Black & Gold earning first team All-American honors with Swanson picking up National Player of the Year honors from D1Baseball.com and Perfect Game. Fulmer was named National Pitcher of the Year with Swanson earning the Brooks Wallace Award as the nation's top shortstop. The duo also became the second pair of Vanderbilt teammates and the fourth in the history of the Golden Spikes to be finalists in the same year joining David Price and Pedro Alvarez from 2007. Corbin has coached three different pairs of teammates to be finalists for the Golden Spikes with the four Vanderbilt players joining Clemson's Khalil Greene and Jeff Baker. Fulmer became the third Vanderbilt pitcher to pick up SEC Pitcher of the Year honors after becoming just the fourth pitcher in the league's history to win the pitching triple crown, leading the nation's premier league in wins, ERA and strikeouts. Freshmen Will Toffey, Jeren Kendall and Kyle Wright were consensus Freshman All-Americans.

Three Commodores were selected in the first round of the MLB Draft, another program first, with Swanson, Fulmer and Walker Buehler all joining a growing group of Vanderbilt first round picks to bring the total to 14 overall, 12 in the Corbin era. Swanson became the second Commodore to hear his name called first with the Arizona Diamondbacks taking him No. 1 overall. Vanderbilt is one of two colleges to have multiple top picks with David Price and Swanson. Fulmer was taken eighth overall by the Chicago White Sox and Buehler 24th overall by the Los Angeles Dodgers. Fulmer and Buehler became the eighth and ninth VU pitchers under Corbin to be selected in the first round joining Jeremy Sowers (6th overall, Cleveland 2004), David Price (1st overall, Tampa Bay 2007), Casey Weathers (8th overall, Colorado 2007), Mike Minor (7th overall, Atlanta 2009), Sonny Gray (18th overall, Oakland 2011), Grayson Garvin (59th overall, Tampa Bay 2011) and Tyler Beede (14th overall, San Francisco). In Corbin's program since 2003, an astounding 48 pitchers have been selected in the MLB Draft. Five more Dores heard their name called during the draft for a total of eight; the most since a school and SEC record 12 were selected in 2011.

Vanderbilt finished off the school's second-ever national championship with a dramatic 3-2 victory over Virginia in the finals of the College World Series to cap a 51-21 season in 2014. The 51-win season marked the third time in the last four seasons Corbin had led the Dores to at least 50 wins as the Vandy skipper was named the consensus National Coach of the Year. Corbin's Commodores rose to the occasion in the postseason sweeping through the Nashville Regional with wins over Xavier and Oregon before taking down Stanford in three games of the Super Regional to advance to Vanderbilt's second College World Series in school history. Hawkins Field hosted NCAA Regionals and Super Regionals for the third time in four years. Once in Omaha, Corbin continued to push the Commodores with wins over rival Louisville in the first round and comeback win over UC Irvine. VU reached the championship series with a dramatic, walk-off win over Texas on Tyler Campbell's bases loaded, infield single. The team sealed the national title in the third game thanks to an eighth inning, solo homer from John Norwood and clutch pitching from Adam Ravenelle over the final two frames. The final victory in Omaha gave the Dores a 10-3 record in the NCAA Tournament.

Corbin reached two more milestones during the regular season with his 500th victory at Vanderbilt, a 5-1 victory at Missouri on May 3, 2014, and his 600th career victory with a win at Arkansas on April 19, 2014.

For the second time in his career Corbin was named the SEC Coach of the Year by the league's coaches after the Commodores posted one of the best seasons in school history in 2013. The Commodores matched the school record with a 54-12 mark and smashed the Southeastern Conference record, finishing the conference slate an amazing 26-3. Vanderbilt won every series during the regular season, including nine series sweeps. The squad outscored opponents by an average of 8.2-3.9 runs per game with the pitching staff turning in a sub 3.00 ERA for the second time in three seasons. Five Commodores earned All-American honors led by first team All-Americans Tony Kemp and Tyler Beede. Kemp became just the second Commodore in history to be named SEC Player of the Year and just the third in league

history to win both Freshman of the Year and Player of the Year awards in his career. Over the summer, Beede pitched for Team USA to become the 12th Vanderbilt player to don the Stars & Stripes.

The Commodores' SEC regular season championship was the team's second in three years and third under Corbin. For the fourth time in five years the Dores played in the SEC Championship game and made their eighth straight appearance in the NCAA Tournament hosting Regionals for the third time in school history and Super Regionals for the second time.

In 2011 and 2012 the Commodores' freshman class was tabbed as the nation's best by Baseball America, becoming the first school in the poll's 13-year history to post back-to-back top classes. Vanderbilt's 2012 freshman class was the unanimous top class, also picking up the honor from Collegiate Baseball. Since Corbin's arrival in 2003, Vanderbilt has earned three top-ranked recruiting classes (2005) and is the only school in the nation to have more than two top classes.

In 2012, one of Corbin's prize pupils, David Price, was named the American League Cy Young Award winner. Price was the top overall pick by Tampa Bay in 2007 after a stellar career at Vanderbilt. The southpaw went 20-5 with a 2.56 ERA and 205 strikeouts over 211 innings for the Rays to become the first Commodore to win the Cy Young.

The Commodores' magical run to Omaha in 2011 saw several school records equaled or passed. VU won 54 games to match the school record set in 2007 and set the SEC record with 12 players selected in the Major League Baseball draft. Hawkins Field hosted the NCAA Regional round for just the second time in history and Super Regionals for the first time with the Dores sweeping through both rounds en route to the College World Series. Individual awards supplemented the team's success with Grayson Garvin earning SEC Pitcher of the Year and Tony Kemp picking up SEC Freshman of the Year honors. Garvin became the second VU pitcher to earn the prestigious league award joining David Price, while Kemp is the second Commodore to be named the league's freshman of the year along with Pedro Alvarez. All four awards have come under Corbin's watch. Sonny Gray, Jason Esposito, Aaron Westlake and Garvin all garnered All-American honors with Kevin Zimek, T.J. Pecoraro, Conrad Gregor and Kemp being named Freshmen All-American.

In 2007, Corbin guided the Commodores to their best season ever, finishing with a school record 54 wins. The team also achieved a No. 1 national ranking for the first time in school history and held that honor for 13-of-15 weeks during the regular season.

The Vanderbilt baseball team also swept through the Southeastern Conference, winning both the regular season and tournament crown for the first time ever and it marked the first time an SEC team had done it since 1996. The team lost only one conference series the entire season against SEC West Division winner Arkansas in Fayetteville and avenged the series loss by defeating the Razorbacks in the SEC tournament title game.

The conference recognized Corbin for the work he had done, naming him SEC Coach of the Year. Corbin also picked up Co-National Coach of the Year honors from College Baseball Insider and regional Coach of the Year honors by the American Baseball Coaches Association.

The Commodores hosted their first-ever NCAA regional as the No. 1 National Seed and arrived as a power in college baseball. Corbin's success and methods of running the Vanderbilt program has earned him respect among the college and international baseball communities. In the summer of 2006 he managed the USA Baseball National Team to a 28-2-1 record that culminated with a gold medal finish at the FISU (International University Sports Federation) World University Championship in Havana, Cuba. The .919 winning percentage set a new national team high and it garnered special recognition by the United States Olympic Committee.

Corbin, along with his coaching staff, are a tireless group that saw their recruiting efforts pay in 2005, 2011, 2012 and 2015 as their recruiting class was labeled the nation's best by Baseball America. Professional baseball has also taken notice of the program with a nation-leading 12 Commodores being selected in the first round since 2003.

Before Corbin was hired as the 21st coach in program history, Vanderbilt had not earned a spot in the conference tournament in a decade but made the post-season tournament in 2004. During the 2004 regular season, Vanderbilt swept a series against Mississippi State for the first time. It was one of three conference whitewashes and one of five series wins in all. His efforts earned him the 2004 Vanderbilt Coach of the Year award and a nomination for the Nashville Sports Council's Sports Person of the Year. Plus, a school-record five players were named to the SEC All-Tournament team, five players were drafted on the first day and seven VU players in all were chosen in the Major League Baseball Draft, topped by No. 6 overall pick, pitcher Jeremy Sowers.

Corbin came to Vanderbilt following nine seasons as an assistant coach at baseball power Clemson. During his time there (1994-2002), the Tigers had more victories than all but four programs.

Prior to his tenure at Clemson, Corbin was head coach at Presbyterian College for six seasons beginning in 1988. There he restarted a baseball program that had been dormant for several years.

For a full bio please visit vucommodores.com

The Tim Corbin File

Personal

Full Name: Timothy Carter Corbin
Born: August 5, 1961 in Wolfeboro, N.H.
Hometown: Wolfeboro, N.H.
Family: Wife: Maggie Daughters: Molly and Hannah

Education

College: Ohio Wesleyan
Degrees: Master of Arts in Athletic Administration, 1986
..... Bachelor of Arts in Physical Education, 1984

Coaching Experience

2003-Present Vanderbilt Head Coach
2001-02 Clemson Associate Head Coach
1998-2001 Clemson Assistant Head Coach
1994-98 Clemson Assistant Coach
1988-93 Presbyterian College Head Coach
1987 Wofford Assistant Coach
1985-86 Ohio State Graduate Assistant Coach

NATIONAL RANKINGS

| D1Baseball.com (Week 11) | Baseball America (Week 11) | USA Today (Week 11) | Collegiate Baseball (Week 11) | NCBWA (Week 11) | Perfect Game (Week 11) |
|-----------------------------|-------------------------------|----------------------------|----------------------------------|----------------------------|----------------------------|
| 1. Florida 37-7 | 1. Florida 37-7 | 1. Florida (26) 37-7 | 1. Florida 37-7 | 1. Florida 37-7 | 1. Florida 37-7 |
| 2. Texas A&M 35-9 | 2. Texas A&M 35-9 | 2. Texas A&M (4) 35-9 | 2. South Carolina 34-9 | 2. Texas A&M 35-9 | 2. Texas A&M 35-9 |
| 3. Miami 33-8 | 3. Mississippi St. 30-14 | 3. Miami (Fla.) 33-8 | 3. Miami, FL 33-8 | 3. Mississippi St. 30-14-1 | 3. Mississippi St.30-14-1 |
| 4. Mississippi St.30-14-1 | 4. Miami 33-8 | 4. Mississippi St. 30-14-1 | 4. Florida State 29-12 | 4. Miami 33-8 | 4. Miami 33-8 |
| 5. Florida State 29-12 | 5. Florida State 29-12 | 5. <i>Vanderbilt</i> 34-10 | 5. Texas A&M 35-9 | 5. Louisville 35-9 | 5. Florida State 29-12 |
| 6. NC State 31-12 | 6. South Carolina 34-9 | 6. Louisville 35-9 | 6. <i>Vanderbilt</i> 34-10 | 6. <i>Vanderbilt</i> 34-10 | 6. <i>Vanderbilt</i> 34-10 |
| 7. South Carolina 34-9 | 7. Mississippi 33-12 | 7. South Carolina 34-9 | 7. Louisville 35-9 | 7. Florida State 29-12 | 7. South Carolina 34-9 |
| 8. <i>Vanderbilt</i> 34-10 | 8. Texas Tech 34-13 | 8. Florida State 29-12 | 8. Mississippi St. 30-14-1 | 8. South Carolina 34-9 | 8. NC State 31-12 |
| 9. Louisville 35-9 | 9. Louisville 35-9 | 9. NC State 31-12 | 9. NC State 31-12 | 9. NC State 31-12 | 9. Louisville 35-9 |
| 10. Texas Tech 34-13 | 10. <i>Vanderbilt</i> 34-10 | 10. Mississippi 33-12 | 10. Texas Tech 34-13 | 10. TCU 30-12 | 10. Mississippi 33-12 |
| 11. Oregon State 28-12 | 11. NC State 31-12 | 10. Texas Tech 34-13 | 11. Virginia 30-17 | 11. Ole Miss 33-12 | 11. Oregon State 28-12 |
| 12. Ole Miss 33-12 | 12. TCU 30-12 | 12. TCU 30-12 | 12. TCU 30-12 | 12. Oregon State 28-12 | 12. Texas Tech 34-13 |
| 13. Virginia 30-17 | 13. LSU 28-16 | 13. Oregon State 28-12 | 13. UCSB 29-10-1 | 13. UCSB 29-10-1 | 13. TCU 30-12 |
| 14. Rice 27-14 | 14. Rice 27-14 | 14. UCSB 29-10-1 | 14. Washington 25-15 | 14. Texas Tech 34-13 | 14. Oklahoma St. 28-15 |
| 15. TCU 30-12 | 15. UCSB 29-10 | 15. LSU 28-16 | 15. Oregon State 28-12 | 15. LSU 28-16 | 15. UNCW 31-10 |
| 16. Tulane 28-14 | 16. Virginia 30-17 | 16. Virginia 30-17 | 16. Oklahoma St. 28-15 | 16. Virginia 30-17 | 16. Tulane 28-14 |
| 17. LSU 28-16 | 17. Oregon State 28-12 | 17. Florida Atlantic 30-12 | 17. Cal State Fullerton 27-15 | 17. North Carolina 28-15 | 17. UCSB 29-10-1 |
| 18. UCSB 29-10-1 | 18. Oklahoma St. 28-15 | 18. North Carolina 28-15 | 18. Southern Miss 31-14 | 18. Oklahoma St. 28-15 | 18. Michigan 29-12 |
| 19. Minnesota 27-13 | 19. Florida Atlantic30-12 | 19. Oklahoma St. 28-15 | 19. Arizona 28-16 | 19. Louisiana 29-16 | 19. Florida Atlantic30-12 |
| 20. Oklahoma St. 28-15 | 20. Tulane 28-14 | 20. Georgia Tech 30-14 | 20. Minnesota 27-13 | 20. Florida Atlantic30-12 | 20. Bryant 33-8 |
| 21. Washington 25-15 | 21. Southern Miss 31-14 | 21. La.-Lafayette 29-16 | 21. Rice 27-14 | 21. Michigan 29-12 | 21. Southern Miss 31-14 |
| 22. Georgia Tech 30-14 | 22. Minnesota 27-13 | 22. Michigan 29-12 | 22. South Alabama 33-12 | 22. Georgia Tech 30-14 | 22. Rice 27-14 |
| 23. Coastal Carolina31-14 | 23. Washington 25-15 | 23. Creighton 30-9 | 23. Georgia Tech 30-14 | 23. Clemson 27-15 | 23. Coastal Carolina31-14 |
| 24. East Carolina27-16-1 | 24. Michigan St. 30-11 | 24. Coastal Carolina 31-14 | 24. Long Beach St. 26-16 | 24. California 24-16 | 24. LSU 28-16 |
| 25. La.-Lafayette 29-16 | 25. Creighton 30-9 | 25. Minnesota 27-13 | 25. Coastal Carolina 31-14 | 25. Southern Miss 31-14 | 25. North Carolina 28-15 |
| | | | 26. Mississippi 33-12 | 26. BYU 30-10 | |
| | | | 27. LSU 28-16 | 27. Coastal Carolina 31-14 | |
| | | | 28. Kentucky 27-17 | 28. Creighton 30-9 | |
| | | | 29. Creighton 30-9 | 29. Arizona 28-16 | |
| | | | 30. Arizona State 26-15 | 30. Michigan State 30-11 | |

Commodores Week-by-Week in the Polls

| | D1Baseball.com | Baseball America | USA Today Coaches | Collegiate Baseball | NCBWA | Perfect Game |
|----------------------|----------------|------------------|-------------------|---------------------|-------|--------------|
| Preseason | 3 | 7 | 3 | 3 | 3 | 4 |
| Week 1 - 2/22 | 3 | 7 | | 3 | 3 | 4 |
| Week 2 - 2/29 | 2 | 5 | | 2 | 2 | 2 |
| Week 3 - 3/7 | 2 | 5 | 2 | 2 | 2 | 2 |
| Week 4 - 3/14 | 2 | 5 | 2 | 2 | 2 | 2 |
| Week 5 - 3/21 | 5 | 11 | 4 | 8 | 6 | 7 |
| Week 6 - 3/28 | 3 | 6 | 4 | 6 | 4 | 4 |
| Week 7 - 4/4 | 2 | 6 | 3 | 3 | 3 | 3 |
| Week 8 - 4/11 | 5 | 12 | 4 | 7 | 6 | 7 |
| Week 9 - 4/18 | 4 | 8 | 5 | 6 | 4 | 6 |
| Week 10 - 4/25 | 8 | 11 | 7 | 6 | 7 | 7 |
| Week 11 - 5/2 | 8 | 10 | 5 | 6 | 6 | 6 |
| Week 12 - 5/9 | | | | | | |
| Week 13 - 5/16 | | | | | | |
| Week 14 - 5/23 | | | | | | |

HITTERS NOTES

PROJECTED LINEUP

C 5 Jason Delay - Junior

GP-GS: 32-30 AVG: .264 HR: 1 RBI: 28
7-for-30 (.233) with 6 RBI over his last 9 games. Hit .283 with eight doubles and 23 RBI in 37 games as a junior last season.

1B 22 Julian Infante - Freshman

GP-GS: 11-9 AVG: .294 HR: 3 RBI: 13
RBI in 5 straight games (11). Started 9 straight at 1B going 9-for-29 (.310) with 3 homers and 13 RBI. Smashed his first career HR in his first career start (1B) 4/19. Missed first 2 months with broken wrist.

2B 2 Tyler Campbell - Senior

GP-GS: 45-43 AVG: .281 HR: 0 RBI: 21
Reached base in 6 straight games (6-for-21 .286) with 4 RBI and 4 runs. First career start at SS 3/3. Senior started 61 games at second base last year hitting .229 with a pair of homers.

3B 9 Will Toffey - Sophomore

GP-GS: 45-45 AVG: .219 HR: 0 RBI: 14
6-for-20 (.300) with 5 runs over his last 6 games. 2 hits 4/24 was first multi-hit game since 3/18. Preseason All-American earned Freshman All-American status last season after hitting .294 with 20 doubles.

SS 12 Connor Kaiser - Freshman

GP-GS: 29-19 AVG: .270 HR: 0 RBI: 9
Started 14 straight games at SS, going 11-for-37 (.297) with 12 runs and 7 RBI.

LF 1 Ro Coleman - Junior

GP-GS: 40-34 AVG: .252 HR: 1 RBI: 12
3-for-10 with 3 runs over last 3 games. Hit .295 with 52 runs scored as team's DH and leadoff hitter in 2015.

CF 20 Bryan Reynolds - Junior

GP-GS: 45-45 AVG: .344 HR: 10 RBI: 42
10 walks and 14 hits over last 10 games (14-for-25 .400 with 6 extra-base hits). Belted 2 HRs and drove in career-best 5 runs 3/27. Preseason All-American hit .318 with 18 doubles and 56 runs scored.

RF 3 Jeren Kendall - Sophomore

GP-GS: 45-45 AVG: .344 HR: 8 RBI: 49
7-game hitting streak (10-for-27 .370) with 8 RBI and 7 runs. Pre-season All-American earned Freshman All-American honors after hitting .281 with eight home runs.

DH 10 Ethan Paul - Freshman

GP-GS: 39-30 AVG: .315 HR: 3 RBI: 23
7-for-21 (.333) in 5 starts as DH. Started his first career game at 1B 4/12. Has earned starts at 1B, 2B, SS and DH this year.

COMMODORES LINEUP

Starts by position

C: Delay 29, Ellison 16
1B: Smith 18, Murfee 15, Infante 9, Paul 3
2B: Campbell 22, Paul 19, Jones 3, Sabino 1
3B: Toffey 45
SS: Campbell 21, Kaiser 19, Paul 4, Jones 1
LF: Coleman 34, Smith 5, Grisanti 5, Scott 1
CF: Reynolds 45
RF: Kendall 45
DH: Jones 30, Paul 4, Bowden 2, Grisanti 2, Smith 2, Kilichowski 1, Delay 1, Sabino 1, Raby 1, Wright 1

Batting Order

1st: Coleman 33, Kendall 8, Grisanti 2, Jones 1, Toffey 1
2nd: Kendall 31, Reynolds 11, Paul 3
3rd: Reynolds 34, Kendall 6, Toffey 2, Murfee 1, Jones 1, Delay 1
4th: Toffey 22, Infante 6, Jones 6, Delay 5, Murfee 3, Paul 3
5th: Jones 17, Delay 11, Toffey 7, Murfee 3, Paul 2, Smith 2, Infante 2, Wright 1
6th: Delay 10, Toffey 10, Jones 8, Paul 5, Smith 4, Grisanti 3, Ellison 2, Bowden 1, Sabino 1, Murfee 1, Jones 1
7th: Paul 11, Ellison 11, Smith 7, Murfee 5, Toffey 3, Delay 2, Bowden 1, Jones 1, Infante 1, Raby 1, Kaiser 1, Grisanti 1
8th: Campbell 16, Smith 12, Paul 6, Murfee 2, Ellison 2, Kilichowski 1, Coleman 1, Sabino 1, Scott 1, Kaiser 1, Delay 1, Grisanti 1
9th: Campbell 27, Kaiser 17, Ellison 1

PLAYER NOTES

8 Alonzo Jones

GP-GS: 35-34 AVG: .297 HR: 1 RBI: 30
9-for-27 (.333) in last 7 games with 4 doubles.
Belted his first career HR and drove in 5 in win 2/21. Speedy freshman holds Perfect Game 60-yard dash record with time of 6.17.

11 Liam Sabino

GP-GS: 20-2 AVG: .304 HR: 1 RBI: 4
Smashed first career HR 3/12.

16 Penn Murfee

GP-GS: 27-15 AVG: .290 HR: 0 RBI: 12
2-for-12 with 3 RBI in last 5 games.

17 Walker Grisanti

GP-GS: 24-7 AVG: .438 HR: 0 RBI: 8
3-for-8 with 2 RBI in last 3 starts.

18 Nolan Rogers

GP-GS: 34-0 AVG: .211 HR: 0 RBI: 6
2-for-4 with 2 RBI and 2 runs over last 5 games.

19 Stephen Scott

GP-GS: 17-1 AVG: .091 HR: 0 RBI: 2
First career start 3/22, 15th Commodore to start a game this season.

25 Karl Ellison

GP-GS: 24-16 AVG: .222 HR: 2 RBI: 9
Smashed second HR of season 5/1.

33 Tristan Chari

GP-GS: 4-0 AVG: .333 HR: 0 RBI: 2
Drove in first 2 runs of season 2/28.

39 Kyle Smith

GP-GS: 30-25 AVG: .228 HR: 3 RBI: 11
1-for-14 (.071) in last 6 games.

55 Tyler Green

GP-GS: 7-0 AVG: .250 HR: 1 RBI: 4
Belted his first career HR 3/9.

HITTERS HI/LO

MULTI-HIT GAMES

2-HITS: Reynolds 12, Kendall 10, Jones 8, Coleman 7, Campbell 7, Paul 7, Murfee 4, Delay 4, Toffey 4, Grisanti 3, Kaiser 3, Ellison 2, Smith 1, Sabino 1, Infante 1

3-HITS: Kendall 4, Reynolds 4, Smith 3, Delay 2, Paul 2, Jones 2, Toffey 2, Kaiser 1, Murfee 1, Coleman 1, Campbell 1, Ellison 1

4-HITS: Kendall 2

5-HITS:

MULTI-RBI GAMES

2-RBI: Kendall 10, Jones 5, Paul 5, Reynolds 5, Delay 5, Campbell 4, Murfee 3, Infante 3, Coleman 2, Ellison 2, Kaiser 2, Grisanti 1, Chari 1, Toffey 1, Sabino 1, Rogers 1

3-RBI: Reynolds 5, Jones 3, Paul 3, Smith 2, Kendall 2, Infante 2, Coleman 1, Toffey 1, Grisanti 1, Green 1, Campbell 1, Murfee 1

4-RBI: Kendall 2, Delay 1

5-RBI: Kendall 1, Jones 1, Reynolds 1

HOME RUNS

SOLO: Reynolds 4, Kendall 3, Smith 2, Paul 1, Coleman 1, Delay 1, Ellison 1

2-R: Reynolds 4, Kendall 4, Infante 3, Paul 2, Smith 1, Ellison 1, Sabino 1

3-R: Reynolds 2, Jones 1, Green 1, Kendall 1

GS:

MULTI-HR: Kendall 1, Reynolds 1

INDIVIDUAL BATTERS GAME BESTS

MOST AT-BATS

VU: 7, Bryan Reynolds, 2/27 vs. UIC
OPP: *6, Jacob Robson, 3/18 vs. MS

MOST HITS

VU: *4, Jeren Kendall, 4/9 @LSU
OPP: 4, Will LaRue, 3/13 vs. XU

MOST RUNS

VU: *3, Three tied, 3/27 @MIZ
OPP: 3, Brooks Balisterri, 4/19 vs. UCA

MOST RBI

VU: *5, Bryan Reynolds, 3/27 @MIZ
OPP: *3, Brandon Montalvo, 4/19 vs. UCA

MOST HOME RUNS

VU: *2, Bryan Reynolds, 3/27 @MIZ
OPP: *1, Stephen Wrenn, 4/30 vs. UGA

MOST WALKS

VU: *3, Will Toffey, 3/26 @MIZ
OPP: 3, Nathaniel Lowe, 3/18 vs. MS

MOST STRIKEOUTS

VU: 4, Kyle Smith, 2/27 vs. UIC
OPP: *4, Jack Kruger, 3/18 vs. MS

* occurred multiple times, last listed

PITCHERS NOTES

PROBABLE STARTERS

RHP Jordan Sheffield - RS-Sophomore

G/GS: 11/11 W-L: 7-2 ERA: 2.29 IP: 70.2 BB: 26 K: 87

Last Start: 4/29 vs. UGA, W, 7.0 IP, 7 H, 0R/0ER, 1 BB, 6 K

Named the SEC Pitcher of the Week for the third time this season for his outing against Georgia. Pitched seven scoreless innings in team-best seventh win vs. Georgia to push streak to 24 consecutive scoreless innings.

Became the first Commodore this season to record a complete game and a shutout vs. Kentucky 4/15, 14 strikeouts are team season-high and most since Carson Fulmer 5/14/15. Right-hander is preseason All-American after going 5-2 with a 2.85 ERA in 22 games, six starts. Redshirted in 2014 while recovering from elbow surgery.

RHP Kyle Wright - Sophomore

G/GS: 11/11 W-L: 5-3 ERA: 2.11 IP: 59.2 BB: 20 K: 67

Last Start: 4/30 vs. UGA, W, 7.0 IP, 5 H, 3R/3ER, 1 BB, 9 K

Punched out nine in win over Georgia, his most since 3/26 at Missouri. Preseason All-American after earning Freshman All-American and Freshman All-SEC along with Vanderbilt Rookie of the Year honors.

PITCHING BREAKDOWN

| | W-L-S | ERA | IP | H | R | ER | BB-I | SO |
|-----------|---------|------|-------|-----|----|----|------|-----|
| Starters | 23-5 | 2.82 | 226.1 | 180 | 85 | 71 | 77-0 | 259 |
| Relievers | 12-5-17 | 3.16 | 179.2 | 152 | 75 | 63 | 75-1 | 198 |

RELIEVER NOTES

| Pitcher | Last Relief App. | IP | H | R | ER | BB | SO | HR | RI/S | -----Season Totals----- | | |
|------------------|------------------|------|---|---|----|----|----|----|------|-------------------------|----|---------------|
| | | | | | | | | | | RI/S | SV | Ret./1BF (BB) |
| Joey Abraham | 3/29 vs. BEL | 0.0 | 1 | 1 | 1 | 0 | 0 | 0 | 0/0 | 0/0 | 1 | 2/6 (2) |
| Ben Bowden | 5/3 vs. WKU | 1.0 | 0 | 0 | 0 | 0 | 2 | 0 | 0/0 | 4/1 | 9 | 10/13 (0) |
| Maddux Conger | 3/29 vs. BEL | 1.0 | 0 | 0 | 0 | 2 | 2 | 0 | 0/0 | 0/0 | 0 | 5/7 (1) |
| Chandler Day | 4/29 vs. UGA | 2.0 | 4 | 3 | 2 | 2 | 3 | 0 | 0/0 | 0/0 | 0 | 3/5 (1) |
| Donny Everett | 4/30 vs. UGA | 1.0 | 0 | 0 | 0 | 1 | 3 | 0 | 0/0 | 0/0 | 0 | 0/2 (1) |
| Ryan Johnson | 5/3 vs. WKU | 2.1 | 2 | 0 | 0 | 0 | 0 | 0 | 0/0 | 4/2 | 0 | 5/10 (0) |
| John Kilichowski | S, 5/1 vs. UGA | 3.0 | 3 | 1 | 1 | 2 | 1 | 0 | 2/2 | 2/2 | 2 | 4/5 (1) |
| Matt McGarry | 4/5 vs. LIP | 1.0 | 0 | 0 | 0 | 0 | 0 | 0 | 0/0 | 3/3 | 0 | 1/4 (2) |
| Patrick Raby | W, 4/9 @LSU | 2.0 | 0 | 0 | 0 | 2 | 2 | 0 | 0/0 | 1/0 | 1 | 3/4 (1) |
| Matt Ruppenthal | 5/3 vs. WKU | 1.0 | 1 | 0 | 0 | 0 | 3 | 0 | 0/0 | 12/7 | 1 | 10/18 (4) |
| Collin Snider | 5/3 vs. WKU | 1.2 | 1 | 0 | 0 | 0 | 3 | 0 | 2/0 | 23/11 | 0 | 10/17 (0) |
| Evan Steele | 4/26 vs. AP | 2.0+ | 3 | 4 | 4 | 1 | 3 | 1 | 0/0 | 1/0 | 0 | 6/11 (2) |
| Hayden Stone | L, 3/19 vs. MS | 1.2 | 2 | 1 | 1 | 1 | 3 | 0 | 1/1 | 3/1 | 3 | 4/8 (1) |
| TEAM TOTALS | | | | | | | | | | 52/27 (52%) | 17 | 58/101 (15) |

CATCHERS LOG

| | TEAM W-L | CS/SBA | PB | ERA |
|---------|----------|-------------|----|----------------------|
| Chari | 0-0 | 0/0 (0%) | 0 | 14.40 (8ER/5.0IC) |
| Delay | 23-6 | 14/28 (50%) | 6 | 2.80 (79ER/254.0IC) |
| Ellison | 12-4 | 4/8 (50%) | 1 | 2.88 (47ER/147.0IC) |
| TEAM | 35-10 | 21/39 (54%) | 7 | 2.97 (134ER/406.0IC) |

PITCHERS HI/LO

STARTERS LOG

| | TEAM W-L | QS | RS |
|-----------|----------|----|------|
| Sheffield | 8-3 | 6 | 6.2 |
| Bowden | 4-1 | 0 | 8.2 |
| Wright | 8-3 | 5 | 7.0 |
| Day | 3-0 | 0 | 10.3 |
| Raby | 5-2 | 2 | 7.6 |
| Abraham | 0-1 | 0 | 4.0 |
| Stone | 3-0 | 0 | 12.0 |
| Johnson | 2-0 | 0 | 7.5 |
| Everett | 1-0 | 0 | 8.0 |
| McGarry | 1-0 | 0 | 6.0 |

INDIVIDUAL PITCHERS GAME BESTS

MOST INNINGS PITCHED, STARTER

VU: 9.0, Jordan Sheffield, 4/15 vs. UK

OPP: *9.0, Tanner Houck, 3/26 @MIZ

MOST INNINGS PITCHED, RELIEVER

VU: 7.0, Matt Ruppenthal, 3/18 vs. MS

OPP: 5.2, Trevor Lane, 2/27 vs. UIC

MOST WALKS

VU: *5, Hayden Stone, 3/27 @MIZ

OPP: 7, Greg Jacknewitz, 3/12 vs. XU

MOST STRIKEOUTS

VU: 14, Jordan Sheffield, 4/15 vs. UK

OPP: 14, Tanner Houck, 3/26 @MIZ

MOST HBP

VU: *2, Kyle Wright, 4/7 @LSU

OPP: *2, Jared Poche', 4/7 @LSU

FEWEST HITS, CG

VU: 5, Jordan Sheffield, 4/15 vs. UK

OPP: 8, Clarke Schmidt, 3/31 vs. SC

FEWEST WALKS, CG

VU: 2, Jordan Sheffield, 4/15 vs. UK

OPP: 1, Clarke Schmidt, 3/31 vs. SC

* occurred multiple times, last listed

MISCELLANEOUS STATS

Commodores

TEAM

Opponents

| | | |
|--|--|---------------------------------------|
| 13, 3/13 vs. XU..... | Most Runners LOB | 16, 3/18 vs. MS |
| 3, 4/17 vs. UK..... | Double Plays Turned | 2, 3x, last 3/31 vs. SC |
| 6, 3/22 @MT..... | Most Errors Committed | 8, 3/27 @MIZ |
| 16, 2/21 vs. SD..... | Largest Margin of Victory | 9, 4/7 @LSU |
| 20, 2/28 vs. UIC..... | Most Runs, Game | 13, 4/7 @LSU |
| 8 (3rd), twice, last 4/29 vs. UGA..... | Most Runs, Inning | 7 (3rd), 4/7 @LSU |
| 4, 5/1 vs. UGA..... | Most Home Runs, Game | 2, twice, last 4/26 vs. AP |
| 3 (3rd), 2/21 vs. SD..... | Most Home Runs, Inning..... | 1 (7th), 12x, last 4/30 vs. UGA |
| 20, 2/28 vs. UIC..... | Most Hits, Game | 15, 4/7 @LSU |
| 7 (3rd), 3/20 vs. MS..... | Most Hits, Inning..... | 6 (3rd), 4/7 @LSU |
| 2, 4/1 vs. SC..... | Fewest Hits, Game | 2, 3/8 @STAN2 |
| 5, twice, last 3/29 vs. BEL..... | Most Stolen Bases, Game | 3, 4/9 @LSU |
| 11, twice, last 4/29 vs. UGA..... | Most Walks Drawn, Game | 8, 2/19 vs. SD |
| 1, twice, last 4/15 vs. UK..... | Fewest Walks Drawn, Game..... | 0, 4/12 vs. MT |
| 16, 3/26 @MIZ..... | Most Strikeouts (Hitters), Game | 19, 2/27 vs. UIC |
| 2, 4/26 vs. AP..... | Fewest Strikeouts (Hitters), Game..... | 4, 4/7 @LSU |
| Longest Game, Innings..... | 14, 2/27 vs. UIC | |
| Longest Game, Time (9 inn.): 3:45, 4/9 @LSU..... | Seven-Inning Game: | Extra-inning Game: 4:20, 3/18 vs. MS |
| Shortest Game, Time (9 inn.): 2:24, 3/31 vs. SC..... | Seven-Inning Game: | Extra-inning Game: 4:53, 2/27 vs. UIC |
| Largest Home Crowd..... | 3,626 (6x) - 4/17 vs. UK | |
| Largest Road Crowd..... | 11,146 - 4/8 @LSU | |
| Longest Winning Streak..... | 8, twice, 3/3-15 | |
| Longest Losing Streak..... | 2, 3x, last 4/23-24 | |
| Consecutive Errorless Games | 5, 3/8-13 | |

Runs by Inning

| Road | | | Home | | | Neutral | | |
|------|-------|-----|------|-------|-----|---------|-------|-----|
| VU | INN. | OPP | VU | INN. | OPP | VU | INN. | OPP |
| 7 | 1 | 2 | 32 | 1 | 9 | 1 | 1 | 1 |
| 10 | 2 | 9 | 22 | 2 | 0 | 0 | 2 | 0 |
| 2 | 3 | 15 | 56 | 3 | 8 | 0 | 3 | 0 |
| 8 | 4 | 1 | 39 | 4 | 9 | 1 | 4 | 0 |
| 7 | 5 | 15 | 29 | 5 | 16 | 0 | 5 | 0 |
| 5 | 6 | 6 | 17 | 6 | 16 | 4 | 6 | 1 |
| 4 | 7 | 2 | 22 | 7 | 18 | 0 | 7 | 0 |
| 10 | 8 | 3 | 41 | 8 | 17 | 2 | 8 | 0 |
| 11 | 9 | 4 | 0 | 9 | 6 | 0 | 9 | 0 |
| 2 | X | 0 | 2 | X | 2 | 0 | X | 0 |
| 66 | TOTAL | 57 | 260 | TOTAL | 101 | 8 | TOTAL | 2 |

Comeback Wins

| Date/Opp. | Score | Final |
|-----------|---------|----------|
| 2/27 UIC | 1-0 (2) | 6-5 (14) |
| 3/25 @MIZ | 6-4 (8) | 8-6 |
| 4/2 SC | 2-1 (4) | 10-6 |
| 4/9 @LSU | 7-6 (7) | 9-7 |
| 4/12 MT | 2-1 (2) | 7-4 |
| 4/19 UCA | 3-0 (3) | 8-6 |
| 4/26 AP | 1-0 (1) | 8-5 |
| 5/3 WKU | 1-0 (2) | 6-1 |

Blown Leads

| Date/Opp. | Score | Final |
|-----------|---------|-------|
| 3/19 MS | 4-3 (7) | 5-4 |
| 3/22 @MT | 4-1 (4) | 7-4 |
| 4/8 @LSU | 1-0 (1) | 3-2 |
| 4/24 @UT | 2-0 (4) | 5-3 |

Commodores Record when they score:

| | | | | | | | | | | | |
|------|-----|-----|-----|-----|-----|-----|-----|-----|-----|-----|------|
| Runs | 0 | 1 | 2 | 3 | 4 | 5 | 6 | 7 | 8 | 9 | 10+ |
| W-L | 0-2 | 0-3 | 1-1 | 2-1 | 2-3 | 2-0 | 4-0 | 2-0 | 5-0 | 4-0 | 13-0 |

Commodores Record when opponent scores:

| | | | | | | | | | | | |
|------|-----|-----|-----|-----|-----|-----|-----|-----|-----|-----|-----|
| Runs | 0 | 1 | 2 | 3 | 4 | 5 | 6 | 7 | 8 | 9 | 10+ |
| W-L | 6-0 | 4-0 | 5-2 | 5-3 | 3-2 | 2-2 | 6-0 | 2-1 | 1-0 | 0-0 | 0-1 |

Record by Months

| | Home | Road | Total |
|----------|------|------|-------|
| February | 8-0 | 0-0 | 8-0 |
| March | 8-2 | 5-2 | 14-4 |
| April | 9-2 | 2-4 | 11-6 |
| May | 2-0 | 0-0 | 2-0 |
| June | 0-0 | 0-0 | 0-0 |

Record by Days

| Mon. | Tues. | Wed. | Thurs. | Fri. | Sat. | Sun. |
|------|-------|------|--------|------|------|------|
| 0-0 | 9-1 | 2-0 | 2-2 | 7-3 | 8-2 | 7-2 |

LAST TIME IT HAPPENED...

A Vanderbilt Team...

| | |
|---|--|
| Won 10 or more consecutive games..... | 4/20-5/16/13 (14) |
| Lost five or more consecutive games..... | 3/16-23/12 (5) |
| Scored 20 or more runs in a game | 20 vs. UIC, 2/28 |
| Scored 10+ Runs in an Inning..... | 10 (5th) vs. Radford, 6/1/15 |
| Did Not Strikeout..... | vs. Tennessee-Martin, 2/23/05 |
| Hit consecutive home runs..... | Alonzo Jones (3R), Kyle Smith (solo) vs. San Diego, 2/21 |
| Had a triple steal..... | Xavier Turner (home), Jack Lupo (3rd), Tony Kemp (2nd) vs. Lipscomb, 3/26/13 |
| Shut out consecutive opponents..... | vs. Radford (12-0), 3/9 |
| | vs. Xavier (7-0), 3/11 |
| Shut out the opponent..... | at Tennessee (6-0), 4/22 |
| Was shut out by the opponent at home | vs. Kentucky (3-0), 4/17 |
| Was shut out by the opponent on the road | at Alabama (1-0), 5/16/15 |
| Was shut out in two consecutive games..... | vs. Kentucky (14-0) (4-0), 4/23/76 |
| Swept a conference doubleheader..... | at Auburn, 3/21/15 |
| Was swept in a conference doubleheader..... | vs. Tennessee, 4/25/10 |
| Swept a conference series at home..... | vs. Georgia, 4/29-5/1 |
| Was swept in a conference series at home | vs. Tennessee, 5/14-16/09 |
| Swept a conference series (Three-games) on the road | at Missouri, 3/25-27 |
| Was swept in a conference series on the road | at Florida, 3/16-18/12 |
| Lost a conference series at home..... | vs. Mississippi State, 3/18-20 |
| Lost a conference series on the road..... | at Tennessee, 4/22-24 |

A Vanderbilt Player...

| | |
|---|--|
| Hit two home runs in a game | Bryan Reynolds at Missouri, 3/27 |
| Hit three home runs in a game..... | Aaron Westlake vs. Oregon State, 6/11/11 |
| Hit a grand slam | Zander Wiel vs. Missouri, 4/25/15 |
| Walk-Off Home Run | Jeren Kendall vs. Cal State Fullerton, 6/14/15 |
| Hit for the cycle..... | Clinton Johnston vs. Kentucky, 4/28/96 |
| Had seven or more RBI in a game..... | Dominic de la Osa (7) vs. Georgia, 4/16/06 |
| | Karl Nonemaker (7) vs. Kentucky, 5/12/02 |
| Had five or more hits in a game | Tony Kemp (5) at Belmont, 2/19/13 |
| Had two hits in an Inning..... | Kyle Smith (1B,1B) vs. San Diego, 2/20 |
| Had 10 or more total bases in a game | Jeren Kendall (10) vs. San Diego, 2/19 |
| Stole three or more bases in a game | Jeren Kendall (3) vs. Florida, 5/9/15 |
| Stole Home..... | Kyle Smith vs. UIC, 2/26 |
| Had a 10-game hit streak | Bryan Reynolds (10), 4/5-22 |
| Had a 15-game hit streak | Bryan Reynolds (16), 3/10-4/3/15 |
| Had a 20-game hit streak | Xavier Turner (27), 3/4-4/22/14 |
| Had a 25-game hit streak | Xavier Turner (27), 3/4-4/22/14 |
| Had 10 or more strikeouts in a game | Jordan Sheffield (14) vs. Kentucky, 4/15 |
| Had 15 or more strikeouts in a game | Kevin Ziomek (15) vs. Illinois-Chicago, 3/1/13 |
| Pitched a complete game | Jordan Sheffield vs. Kentucky, 4/15 |
| Pitched a seven-inning complete game..... | Philip Pfeifer vs. Alabama, 5/22/15 |
| Pitched a nine-inning, complete game shutout | Jordan Sheffield vs. Kentucky, 4/15 |
| Pitched a seven-inning, complete game shutout | Nick Christiani vs. Belmont, 5/5/09 |
| Pitched a combined shutout | Jordan Sheffield (8.0), Collin Snider (1.0) at Tennessee, 4/22 |
| Pitched a no-hitter | Jensen Lewis, Nick Pilkington, John Scott, Matt Buschmann at Western Ky., 5/6/03 |
| Pitched a perfect game..... | Jensen Lewis, Nick Pilkington, John Scott, Matt Buschmann at Western Ky., 5/6/03 |

VandyBoys™

2016 ROSTER

| No. | Name | Pos. | B/T | HT | WT | CL/EXP. | Hometown (High School/Previous School) |
|-----|------------------|-------|-----|------|-----|----------|--|
| 1 | Ro Coleman | IF | S/R | 5-5 | 155 | Jr./2L | Chicago, Ill. (Simeon HS) |
| 2 | Tyler Campbell | IF | R/R | 5-11 | 175 | Sr./3L | Portland, Ore. (Oswego HS) |
| 3 | Jeren Kendall | OF | L/R | 6-0 | 190 | So./1L | Holmen, Wisc. (Holmen HS) |
| 5 | Jason Delay | C | R/R | 6-0 | 210 | Jr./2L | Johns Creek, Ga. (Northview HS) |
| 8 | Alonzo Jones | IF | S/R | 5-10 | 195 | Fr./HS | Columbus, Ga. (Columbus HS) |
| 9 | Will Toffey | IF | L/R | 6-2 | 205 | So./1L | Barnstable, Mass. (Salisbury School) |
| 10 | Ethan Paul | IF | L/R | 5-10 | 180 | Fr./HS | Bellevue, Wash. (International School) |
| 11 | Liam Sabino | IF | R/R | 6-1 | 200 | So./1L | East Stroudsburg, Pa. (Blair Academy) |
| 12 | Connor Kaiser | IF | R/R | 6-4 | 195 | Fr./HS | Overland Park, Kan. (Blue Valley West HS) |
| 16 | Penn Murfee | IF | R/R | 6-2 | 200 | R-So./1L | Nashville, Tenn. (Montgomery Bell Academy) |
| 17 | Walker Grisanti | OF | L/R | 5-10 | 190 | Fr./HS | Collierville, Tenn. (Christian Brothers HS) |
| 18 | Nolan Rogers | IF | L/R | 5-11 | 205 | Jr./2L | Bloomington, Ind. (Bloomington HS) |
| 19 | Stephen Scott | OF | L/R | 5-11 | 200 | Fr./HS | Cary, N.C. (Cardinal Gibbons HS) |
| 20 | Bryan Reynolds | OF | S/R | 6-4 | 215 | Jr./2L | Brentwood, Tenn. (Brentwood HS) |
| 21 | John Kilichowski | LHP | L/L | 6-5 | 215 | Jr./2L | Tampa, Fla. (Jesuit HS) |
| 22 | Julian Infante | IF | R/R | 6-3 | 205 | Fr./HS | Miami, Fla. (Westminster Christian HS) |
| 23 | Joey Abraham | RHP | R/R | 6-1 | 200 | So./1L | Little Rock, Ark. (Central HS) |
| 24 | Jordan Sheffield | RHP | R/R | 6-0 | 185 | R-So./1L | Tulahoma, Tenn. (Tulahoma HS) |
| 25 | Karl Ellison | C | R/R | 6-0 | 210 | Jr./2L | Naples, Fla. (Barron Collier HS) |
| 27 | Chandler Day | RHP | R/R | 6-4 | 175 | Fr./HS | Granville, Ohio (Watkins Memorial HS) |
| 28 | Matt Ruppenthal | RHP | R/R | 6-4 | 230 | So./1L | Bloomfield Hills, Mich. (Brother Rice HS) |
| 29 | Patrick Raby | RHP | R/R | 6-3 | 235 | Fr./HS | Knoxville, Tenn. (Farragut HS) |
| 31 | Ryan Johnson | LHP | R/L | 6-1 | 175 | R-So./1L | Cedar Park, Texas (Cedar Park HS) |
| 32 | Hayden Stone | RHP | R/R | 6-0 | 195 | Jr./2L | Columbia, Tenn. (Columbia HS) |
| 33 | Tristan Chari | C | S/R | 6-2 | 200 | So./1L | Nashville, Tenn. (Montgomery Bell Academy) |
| 35 | Ben Bowden | LHP | L/L | 6-4 | 235 | Jr./2L | Lynn, Mass. (Lynn English HS) |
| 38 | Matt McGarry | RHP | R/R | 6-3 | 200 | Fr./HS | Portola Valley, Calif. (Menlo-Atherton HS) |
| 39 | Kyle Smith | IF/OF | R/R | 6-3 | 220 | Sr./3L | Old Hickory, Tenn. (Mt. Juliet HS) |
| 40 | Collin Snider | RHP | R/R | 6-4 | 200 | So./1L | Murfreesboro, Tenn. (Riverdale HS) |
| 41 | Donny Everett | RHP | R/R | 6-2 | 230 | Fr./HS | Clarksville, Tenn. (Clarksville HS) |
| 42 | Maddux Conger | RHP | R/R | 6-2 | 210 | Fr./HS | Stephenville, Texas (Stephenville HS) |
| 44 | Kyle Wright | RHP | R/R | 6-4 | 220 | So./1L | Huntsville, Ala. (Buckhorn HS) |
| 45 | Evan Steele | LHP | R/L | 6-5 | 195 | Fr./HS | Marietta, Ga. (Marietta HS) |
| 55 | Tyler Green | IF | R/R | 6-6 | 230 | R-So./1L | Williamsville, N.Y. (Williamsville North HS) |

Head Coach: 4 Tim Corbin (Ohio Wesleyan, 1984) - 14th Season at Vanderbilt

Associate Head Coach: 50 Travis Jewett (Washington State, 1993)

Associate Head Coach: 26 Scott Brown (SUNY-Cortland, 1999)

Volunteer Coach: 30 Blake Allen (Blackburn College, 2001)

Athletic Trainer: Tracy Campbell (James Madison, 2008)

Strength & Conditioning Coach: Chris Ham (Illinois, 2005)

Director of Baseball Operations: Drew Fann (Vanderbilt, 2011)

Director of Player Development: Brian Hiler (Mount St. Joseph, 1999)

Equipment Manager: John Mardirosian (Texas, 2011)

Video Coordinator: Brandon Barak (Illinois, 2012)

Student Managers: Josh Ruchotzke, Ben Sampson & Jack Goodrum

Pronunciation Chart

| | |
|------------------|-----------------|
| Ben Bowden | BO-den |
| Tristan Chari | CHAR-ee |
| Walker Grisanti | greh-sahn-TEE |
| Jeren Kendall | JAIR-en |
| John Kilichowski | kill-a-CHOW-ski |
| Patrick Raby | ray-BEE |
| Matt Ruppenthal | RUPE-en-thal |

Alphabetical Roster

| | | | |
|------------------|---------------------|--------------------|---------------------|
| Joey Abraham 23 | Donny Everett 41 | Matt McGarry 38 | Jordan Sheffield 24 |
| Ben Bowden 35 | Tyler Green 55 | Penn Murfee 16 | Kyle Smith 39 |
| Tyler Campbell 2 | Walker Grisanti 17 | Ethan Paul 10 | Collin Snider 40 |
| Tristan Chari 33 | Julian Infante 22 | Patrick Raby 29 | Evan Steele 45 |
| Ro Coleman 1 | Ryan Johnson 31 | Bryan Reynolds 20 | Hayden Stone 32 |
| Maddux Conger 42 | Alonzo Jones 8 | Nolan Rogers 18 | Will Toffey 9 |
| Chandler Day 27 | Connor Kaiser 12 | Matt Ruppenthal 28 | Kyle Wright 44 |
| Jason Delay 5 | Jeren Kendall 3 | Liam Sabino 11 | |
| Karl Ellison 25 | John Kilichowski 21 | Stephen Scott 19 | |

2016 SCHEDULE

| DATE | OPPONENT | W-L | WP | LP | SV | TIME | ATT. |
|-----------------|--------------------|------------|------------------------|-------------------|-----------------|--------------|-------|
| FEBRUARY | | | | | | | |
| 19 | San Diego | W 8-4 | Sheffield (1-0) | Conyers (0-1) | Ruppenthal (1) | 3:12 | 3054 |
| 20 | San Diego | W 13-6 | Snider (1-0) | Jacobs (0-1) | | 3:22 | 3168 |
| 21 | San Diego | W 17-1 | Johnson (1-0) | Sprengel (0-1) | | 3:18 | 2743 |
| 23 | UT-Martin | W 11-6 (5) | Day (1-0) | Patzner (0-1) | | 2:16 | 2426 |
| 24 | Eastern Illinois | W 9-1 | Raby (1-0) | Hughes (0-1) | | 3:04 | 2401 |
| 26 | Illinois-Chicago | W 9-0 | Sheffield (2-0) | Dahlberg (0-2) | | 2:43 | 2743 |
| 27 | Illinois-Chicago | W 6-5 (14) | Johnson (2-0) | Lane (1-1) | | 4:53 | 2841 |
| 28 | Illinois-Chicago | W 20-8 | Wright (1-0) | Schulewitz (1-1) | | 3:38 | 3028 |
| MARCH | | | | | | | |
| 3 | Stanford | L 4-1 | Beck (2-1) | Sheffield (2-1) | Hock (2) | 2:57 | |
| DH | Stanford | W 4-1 | Bowden (1-0) | Bubic (0-1) | Stone (1) | 2:58 | 1184 |
| 6 | Stanford | W 5-2 | Wright (2-0) | Hanewich (2-1) | Stone (2) | 2:58 | 1816 |
| 8 | Radford | W 13-4 | Raby (2-0) | Swamer (0-1) | | 2:52 | 2539 |
| 9 | Radford | W 12-0 | Day (2-0) | Ross (0-3) | Abraham (1) | 2:51 | 2487 |
| 11 | Xavier | W 7-0 | Sheffield (3-1) | Lowther (1-2) | | 2:29 | 2526 |
| 12 | Xavier | W 14-3 | Bowden (2-0) | Jacknewitz (0-3) | | 3:22 | 2831 |
| 13 | Xavier | W 5-2 | Wright (3-0) | Astle (0-2) | Stone (3) | 3:21 | 2667 |
| 15 | Northern Illinois | W 9-2 | Raby (3-0) | Ceja (0-1) | | 2:44 | 2628 |
| 18 | Mississippi State* | L 2-1 (13) | Rigsby (1-0) | Ruppenthal (0-1) | | 4:20 | 3626 |
| 19 | Mississippi State* | L 5-4 | Breaux (1-1) | Stone (0-1) | Hughes (1) | 3:31 | 3626 |
| 20 | Mississippi State* | W 12-6 | Wright (4-0) | Brown (2-1) | Raby (1) | 3:22 | 3330 |
| 22 | Middle Tennessee | L 7-4 | Spencer (3-0) | Day (2-1) | Puckett (3) | 3:42 | 2523 |
| 25 | Missouri* | W 8-6 | Steele (1-0) | Carter (0-1) | Bowden (1) | 3:04 | 2398 |
| 26 | Missouri* | W 2-0 (11) | Ruppenthal (1-1) | Barlett (1-2) | Bowden (2) | 3:09 | 1262 |
| 27 | Missouri* | W 17-7 | Johnson (3-0) | Tribby (2-3) | | 3:27 | 263 |
| 29 | Belmont | W 8-2 | Snider (2-0) | Klotz (2-2) | | 3:09 | 3782 |
| 31 | South Carolina* | W 6-3 | Sheffield (4-1) | SCHMIDT (6-1) | Bowden (3) | 2:24 | 3384 |
| APRIL | | | | | | | |
| 1 | South Carolina* | L 4-0 | Webb (6-1) | Wright (4-1) | | 2:45 | 3626 |
| 2 | South Carolina* | W 10-6 | Ruppenthal (2-1) | Johnson (0-1) | Bowden (4) | 3:17 | 3626 |
| 5 | Lipscomb | W 4-3 | Raby (4-0) | Stewart (2-1) | Bowden (5) | 2:32 | 2745 |
| 7 | LSU* | L 13-4 | Poche' (4-3) | Sheffield (4-2) | | 3:24 | 10366 |
| 8 | LSU* | L 3-2 | Lange (3-2) | Wright (4-2) | Newman (1) | 3:21 | 11146 |
| 9 | LSU* | W 9-7 | Raby (5-0) | Gilbert (3-2) | Bowden (6) | 3:45 | 10802 |
| 12 | Middle Tennessee | W 7-4 | Johnson (4-0) | Wright (0-1) | Kilichowski (1) | 3:14 | 2960 |
| 15 | Kentucky* | W 3-0 | SHEFFIELD (5-2) | Brown 2-6) | | 2:27 | 3388 |
| 16 | Kentucky* | W 3-2 | Ruppenthal (3-1) | Strecker (2-1) | Bowden (7) | 2:40 | 3626 |
| 17 | Kentucky* | L 3-0 | Cody (4-2) | Kilichowski (0-1) | Hjelle (6) | 3:03 | 3626 |
| 19 | Central Arkansas | W 8-6 | Snider (3-0) | Beier (3-1) | Bowden (8) | 3:05 | 2776 |
| 22 | Tennessee* | W 6-0 | Sheffield (6-2) | Soto (4-2) | | 2:51 | 2084 |
| 23 | Tennessee* | L 2-1 | Warren (5-4) | Wright (4-3) | Cox (1) | 3:02 | 2620 |
| 24 | Tennessee* | L 5-3 | Neely (1-0) | Bowden (2-1) | Cox (2) | 3:15 | 3136 |
| 26 | Austin Peay | W 8-5 | Ruppenthal (4-1) | Neff (1-5) | Bowden (9) | 2:41 | 2811 |
| 29 | Georgia* | W 15-3 | Sheffield (7-2) | Tyler (3-4) | | 3:34 | 3450 |
| 30 | Georgia* | W 10-3 | Wright (5-3) | Jones (5-4) | | 2:47 | 3470 |
| MAY | | | | | | | |
| 1 | Georgia* | W 10-3 | Raby (6-0) | Holder (2-3) | Kilichowski (2) | 2:41 | 3608 |
| 3 | Western Kentucky | W 6-1 | McGarry (1-0) | Coll (3-3) | | 2:47 | 2669 |
| 5 | Texas A&M* | | College Station, Texas | | 6 p.m. | ESPN2 | |
| 6 | Texas A&M* | | College Station, Texas | | 6 p.m. | SEC Network | |
| 7 | Texas A&M* | | College Station, Texas | | 2:30 p.m. | SEC Network | |
| 10 | Louisville | | Hawkins Field | | 6 p.m. | SEC Network | |
| 13 | Florida* | | Gainesville, Fla. | | 6 p.m. | SEC Network | |
| 14 | Florida* | | Gainesville, Fla. | | 3 p.m. | ESPN2 | |
| 15 | Florida* | | Gainesville, Fla. | | 12 p.m. | SEC Network | |
| 17 | Morehead State | | Hawkins Field | | 6:30 p.m. | SEC Network+ | |
| 19 | Auburn* | | Hawkins Field | | 6:30 p.m. | SEC Network+ | |
| 20 | Auburn* | | Hawkins Field | | 6:30 p.m. | SEC Network+ | |
| 21 | Auburn* | | Hawkins Field | | 2 p.m. | SEC Network+ | |

All times Central and subject to change * SEC Game

^ Televised on SEC Network+ # Televised on SEC Network \$ Televised on ESPNU + Televised on ESPN/ESPN2

