



VANDERBILT
BASEBALL

VANDERBILT COMMODORES GAME NOTES

Vanderbilt Athletic Communications ★ 2601 Jess Neely Dr. Nashville, TN 37212
Baseball Contact: Kyle Parkinson ★ Phone: 615.343.0020 ★ Email: kyle.parkinson@vanderbilt.edu
vucommodores.com ★ twitter: @vandybaseball

COMMODORES AT-A-GLANCE

Game #34 Home #23

Streak.....	W2
Home.....	19-3
Road.....	6-4
Neutral.....	1-0
Day.....	19-1
Night.....	7-6
vs. RH starters.....	15-6
vs. LH starters.....	11-1
Extra-Innings.....	2-1
Doubleheaders.....	1-1
Shutouts.....	4-1
One-Run Games.....	2-3
Three+ Run Games.....	21-4
Series W-L-T.....	6-2-0
Series Sweeps.....	4-0
On Artificial Turf.....	19-3
On Natural Grass.....	7-4
Scoring First.....	20-3
Opp. Scores First.....	6-4
Scoring 3+ runs.....	25-3
Opp. Scores 3+ runs.....	15-6
Hitting at least 1 HR.....	15-2
Hitting no HR.....	11-5
Making at least 1 error.....	12-6
Making no errors.....	14-1
Leading after 6 inn.....	22-0
Trailing after 6 inn.....	2-6
Tied after 6 inn.....	2-1
Leading after 7 inn.....	22-1
Trailing after 7 inn.....	2-5
Tied after 7 inn.....	2-1
Leading after 8 inn.....	23-0
Trailing after 8 inn.....	1-6
Tied after 8 inn.....	2-1
vs. Top 5 Teams.....	2-1
vs. Top 10 Teams.....	0-0
vs. Top 25 Teams.....	2-4
In the State of Tenn.....	20-4
vs. Out-of-State Opp.....	22-6
On Weekdays.....	8-1
On Weekends.....	18-6

COMMODORES BROADCAST

Joe Fisher calls the action on
WNSR 560 AM / 95.9 FM
beginning 15-minutes prior to
first pitch.

#18 Kentucky Wildcats (22-10,8-4) at #5 Vanderbilt Commodores (26-7,7-5)

Friday, April 15 ★ 6:30 p.m. [SEC Network+]

Saturday, April 16 ★ 2 p.m. [SEC Network+]

Sunday, April 17 ★ 1 p.m. [SEC Network+]

Tuesday, April 19 ★ Central Arkansas ★ 5:30 p.m. [SEC Network+]

VANDERBILT RE-VU

Vanderbilt used a four-run fourth inning to beat Middle Tennessee 7-4 on Tuesday. Ethan Paul drove in two runs with three hits in the win. The Commodores rallied to win the series finale 9-7 at LSU on Saturday. Jeren Kendall drove in four runs with four hits, including his game-winning, three-run homer in the eighth inning. Vanderbilt was edged 3-2 on Friday night at LSU to drop the Commodores second series of the year. Kyle Wright was the tough-luck loser allowing three runs over seven innings. The Commodores dropped the series opener at LSU 13-4 on Thursday night. Jordan Sheffield was rocked for a career-high nine runs in the loss.

ON THE BUMP

Friday, April 15

RHP Jordan Sheffield (4-2, 3.47) vs. RHP Zack Brown (2-5, 6.39)

Saturday, April 16

RHP Kyle Wright (4-2, 1.99) vs. RHP Dustin Beggs (7-0, 2.40)

Sunday, April 17

TBA vs. RHP Kyle Cody (3-2, 4.89)

MY OLD KENTUCKY MATCH-UP

Vanderbilt welcomes Kentucky to Hawkins Field this weekend as the teams reach the halfway point in conference play. The Commodores took two-of-three from the Wildcats last year in Lexington. The teams traded blow-out wins in the first two games before the Dorees took the series on Sunday with a 7-3 win behind a three-hit, two-RBI day from Jeren Kendall. Jordan Sheffield picked up the win out of the bullpen. Since 2010, Vanderbilt is 14-4 against the Wildcats in the regular season having won all six series. VU is 118-122-3 all-time dating back to an 11-9 win in 1924.

HOME SWEET HAWKINS

The Commodores have enjoyed the friendly confines of Hawkins Field this season, carrying an 19-3 mark into the weekend. The Dorees have been dominant, outscoring opponents 197-75 led by Jeren Kendall, who is hitting .386 with five home runs and 28 RBI at home. All three home losses have come in SEC play with pitching dominating on both sides, Vandy is hitting .230 in league home games and allowing opponents to hit .223.


BIG THREE

The Commodores' offense has struggled over the last 10 games, hitting .267 as a team but Ethan Paul, Bryan Reynolds and Jeren Kendall have begun to heat up. Paul has been red-hot over the team's last 10 games, going 14-for-34 (.412) with six runs and eight RBI. The freshman started at first base for the first time on Tuesday and matched a career-high with three hits. Reynolds has driven in 14 runs and scored 13 over his last 10 games while hitting .364 (12-for-33) with four home runs. The junior is 9-for-16 (.563) over his last five games with eight RBI. Kendall has 10 RBI and 12 runs scored over his last 10 games and is 9-for-21 (.429) with seven runs and eight RBI over the last five games. The trio has 39 of the team's 87 hits (45%) during the last 10 games and 23 of the club's 47 knocks (49%) in the last five.

BETTER DEFENSE?

Despite the Commodores' recent troubles defensively with the team committing 14 errors over the last 10 games and 21 in the last 15, the Dorees are still fielding at a better rate than last year's team through the first 33 games. VU enters the weekend with 31 errors and a .975 fielding percentage which bests last season's totals at this point, 37 errors and a .972 fielding percentage. The 2015 Commodores were 27-6 through the first 33 games. The team's pitching has also been better with fewer walks (116 in 2016, 169 in 2015) and more strikeouts (345 in 2016, 325 in 2015) through the first 33 games.

COMMODORE NOTES



2014 NATIONAL CHAMPIONS

54 ★ 51 ★ 51

Only program in the nation
with three straight
50-win seasons



IN THE TIM CORBIN ERA



12 MLB first round picks
since 2004 are the most
in the nation

\$46M

Since 2004, Vanderbilt
players have received
signing bonuses totalling
over \$46 million.

THE ALL AMERICANS

Six Commodores earned preseason All-American status led by junior Bryan Reynolds, who was on every major preseason All-American list. Pitchers Ben Bowden, Jordan Sheffield and Kyle Wright all saw their names appear on various All-American teams. Sophomores Jeren Kendall and Will Toffey both received preseason accolades after earning Freshman All-American status last season.

REYNOLDS, TOFFEY NAMED PRESEASON ALL-SEC

Junior Bryan Reynolds and sophomore Will Toffey were named preseason All-SEC by the league's coaches. Both Commodores were tabbed as second team members.

COMMODORES DEBUTING NEW NIKE UNIFORMS

Vanderbilt is one of only three teams in the nation to be wearing Nike's new Vapor Elite uniform. The Commodores are joined by Oregon and North Carolina in the new uniforms. Three new elements are highlighted in the uniforms: the Vapor Elite Pants are 20% lighter than the sport's traditional knit pants, the Vapor Elite Jersey, made from stretch woven fabric, offers maximum mobility with minimal weight and the True Vapor Fitted hat features an exclusive bill construction designed to reduce weight, improve moisture management and relieve pressure against the forehead.

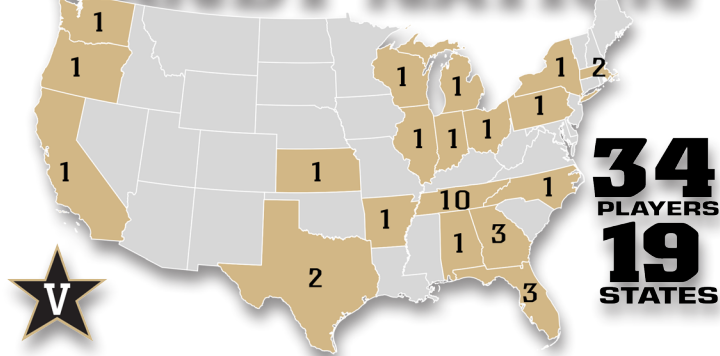
NUMBER NINE

Sophomore Will Toffey changed his uniform to No. 9 after earning Freshman All-American honors while wearing No. 10 last season. The No. 9 was Toffey's uniform number throughout his prep career and when it came available the Barnstable, Mass. native asked Coach Corbin to make the move into a new jersey.

FRESHMAN CLASS TABBED NO. 1

For the record fourth time, Vanderbilt's recruiting class has been ranked No. 1 by Baseball America. The Commodores' 13-man class is comprised of seven pitchers and six position players from nine different states. Vanderbilt's fourth top class in the Baseball America poll (2005, 2011, 2012, 2015) stretches the Commodores' record with only Florida and Arizona State claiming multiple top classes with two each. Vandy is also riding an unprecedented 11-year streak of Top 25 classes. The 2015 class is the latest top class for Corbin and recruiting coordinator Travis Jewett after hauling in the second of back-to-back classes in 2012.

VANDY NATION



COMMODORE NOTES

DORES TABBED TO FINISH SECOND IN SEC EAST BY COACHES

The Commodores were picked to finish second in the SEC East by the league coaches while receiving one vote to win the East division and the league. Top-ranked Florida received 13 votes to win the division and the league making them a unanimous choice (coaches cannot vote for their own team). The rest of the East was picked with South Carolina third, Kentucky fourth, Missouri fifth, Georgia sixth and Tennessee seventh. In the West Texas A&M was picked to take the title followed by LSU, Arkansas, Mississippi State, Ole Miss, Auburn and Alabama.

SWITCH IT UP

Vanderbilt's roster features four switch hitters with juniors Ro Coleman and Bryan Reynolds, sophomore Tristan Chari and speed freshman Alonzo Jones. Coleman and Reynolds have combined for 282 hits in their careers with Reynolds posting a pair of 90-hit seasons in his first two years on West End.

REYNOLDS, WRIGHT NAMED TO GOLDEN SPIKES WATCH LIST

Bryan Reynolds and Kyle Wright are on the 50-man preseason watch list for the Golden Spikes Award, given annually to the nation's top amateur player. Reynolds enters his third season at Vanderbilt having already compiled 186 hits in his career. The Brentwood, Tenn. native has starred on each of the Commodores' past two teams, helping the Dore capture the national title in 2014 as a Freshman All-American and ushering the team back to the national championship series last season. Wright led all Vanderbilt pitchers with 29 appearances a year ago as a freshman. The Huntsville, Ala. native went 6-1 with a 1.23 ERA taking over as the Commodores' closer down the stretch and finishing the year with four saves. The right-hander picked up Freshman All-American and Freshman All-SEC honors for his work on the bump that included 62 strikeouts in 58.2 innings.

VANDY BOYS GO TO D.C.

For the second straight fall, Vanderbilt traveled as a team with 2015's trip ending in Washington D.C. The Commodores trained at the Naval Academy in nearby Annapolis, Md. during the morning and took educational sites in the afternoon. The Vandy Boys visited the White House, Lincoln Memorial, Vietnam War Memorial, Jefferson Memorial, the Holocaust Museum, the National Archive, Arlington National Cemetery and the Naval Academy campus.

COMMODORES NAMED NO. 1 PROGRAM BY D1BASEBALL.COM

Vanderbilt was named the top program in the nation during the fall by D1Baseball.com. The website ranked programs based on "the overall health of the program, based on recent history, coaching staff quality, facilities, scholarship/financial aid situation, conference dynamics, and recruiting and player development proficiency." The Commodores led the way in the rankings with 12 more SEC schools in the top 70.

No. 1

Named Top Program in the Country



Drafted Commodores

	Round	Year	Team
Ro Coleman	40th	2013	Chicago (AL)
Chandler Day	30th	2015	Cleveland
Donny Everett	29th	2015	Milwaukee
Alonzo Jones	36th	2015	Chicago (NL)
Jeren Kendall	30th	2014	Boston
John Kilichowski	39th	2015	Chicago (NL)
Jordan Sheffield	13th	2013	Boston
Will Toffey	23rd	2014	New York (AL)

Commodores In The Pros

Player (Years at VU) Team

MLB

Pedro Alvarez (06-08)	Baltimore
Matt Buschmann (03-06)	Arizona
Curt Casali (08-11)	Tampa Bay
Caleb Cotham (08-09)	Cincinnati
Ryan Flaherty (06-08)	Baltimore
Sonny Gray (09-11)	Oakland
Mike Minor (07-09)	Kansas City
David Price (05-07)	Boston
Drew VerHagen (2012)	Detroit

AAA

Mike Baxter (04-05)	Tacoma (SEA)
Drew Hayes (08-10)	Louisville (CIN)
Taylor Hill (08-11)	Syracuse (WAS)
Tony Kemp (11-13)	Fresno (HOU)
Antoan Richardson (04-05)	Indianapolis (PIT)

AA

Tyler Beede (12-14)	Richmond (SF)
Carson Fulmer (13-15)	Birmingham (CHW)
Nick Christiani (06-09)	Pensacola (CIN)
Vince Conde (12-14)	Trenton (NYY)
Grayson Garvin (09-11)	Montgomery (TB)
Conrad Gregor (11-13)	Corpus Christi (HOU)
Connor Harrell (10-13)	Erie (DET)
Spencer Navin (11-13)	Tulsa (LAD)
Sam Selman (10-12)	Northwest Arkansas (KC)
Casey Weathers (2006-07)	Akron (CLE)
Corey Williams (10-11)	Chattanooga (MIN)
Mike Yastrzemski (10-13)	Bowie (BAL)
Kevin Ziomek (11-13)	Erie (DET)


A

Brian Miller (12-14)	Port Charlotte (TB)
Jared Miller (12-14)	Kane County (ARI)
John Norwood (12-14)	Jupiter (MIA)
Adam Ravenelle (12-14)	Lakeland (DET)
Dansby Swanson (13-15)	Carolina (ATL)
Zander Wiel (13-15)	Cedar Rapids (MIN)
Rhett Wiseman (13-15)	Hagerstown (WAS)

SHORT SEASON

Walker Buehler (13-15)	Los Angeles (NL)
Tyler Ferguson (13-15)	Texas
Chris Harvey (12-14)	Pittsburgh
Philip Pfeifer (12-13,15)	Los Angeles (NL)

HEAD COACH TIM CORBIN



Head Coach Tim Corbin begins his 14th season at the helm of the Vanderbilt baseball program. During his tenure, Corbin has turned the Commodores into a national power and taken the program to unprecedented success leading Vanderbilt to the top of college baseball in 2014 with the school's first-ever men's national championship.

Corbin's overall record of 567-271 (.677) is second all-time in terms of wins at Vanderbilt, and first in terms of winning percentage for coaches with 100 games or more. In his career as a head coach Corbin is 673-409 (.622).

The 2015 Commodores marched back to the College World Series for the second straight year to give the program its first-ever consecutive trips to Omaha finishing as the national runner-up, losing in three games to Virginia in a rematch of the 2014 CWS championship series. Vanderbilt finished the season 51-21 for the second consecutive year making it the

only program in the nation with three straight 50-win seasons.

The Dores rallied to win nine straight games, the team's longest winning streak of the season, in the NCAA Tournament to reach the CWS finals sweeping through the Nashville NCAA Regional in dominant fashion before toppling national seed Illinois on the road to reach Vanderbilt's third trip to the College World Series. VU rolled through the Regional with wins over Lipscomb, Indiana and Radford. The 21-0 victory over Radford shattered the school record for margin of victory in the NCAA Tournament and matched the NCAA mark. The Commodores continued the roll in Illinois with a pair of dominating wins over the Illini to win the school's first-ever road Super Regional. Back in Omaha for the third time in five years, the Commodores rolled through their half of the bracket with a come-from-behind victory over Cal State Fullerton and two wins over TCU. The Dores provided plenty of drama in the win over the Titans, winning on Jeren Kendall's walk-off home run in the bottom of the ninth inning for a 4-3 victory in the resumption of a suspended game. Vandy won its third straight game at TD Ameritrade Park via the home run in the team's first game against TCU with Zander Wiefel's seventh inning solo homer scoring the only run of the game. VU breezed into the championship series with a 7-1 victory in the rematch against the Horned Frogs three days later. Vanderbilt claimed the opening game against Virginia 5-1 behind a dominant Carson Fulmer start that saw the right-hander turn in 7.2 scoreless innings in his final start as a Commodore.

Dansby Swanson and Carson Fulmer led the team in their final season in Black & Gold earning first team All-American honors with Swanson picking up National Player of the Year honors from D1Baseball.com and Perfect Game. Fulmer was named National Pitcher of the Year with Swanson earning the Brooks Wallace Award as the nation's top shortstop. The duo also became the second pair of Vanderbilt teammates and the fourth in the history of the Golden Spikes to be finalists in the same year joining David Price and Pedro Alvarez from 2007. Corbin has coached three different pairs of teammates to be finalists for the Golden Spikes with the four Vanderbilt players joining Clemson's Khalil Greene and Jeff Baker. Fulmer became the third Vanderbilt pitcher to pick up SEC Pitcher of the Year honors after becoming just the fourth pitcher in the league's history to win the pitching triple crown, leading the nation's premier league in wins, ERA and strikeouts. Freshmen Will Toffey, Jeren Kendall and Kyle Wright were consensus Freshman All-Americans.

Three Commodores were selected in the first round of the MLB Draft, another program first, with Swanson, Fulmer and Walker Buehler all joining a growing group of Vanderbilt first round picks to bring the total to 14 overall, 12 in the Corbin era. Swanson became the second Commodore to hear his name called first with the Arizona Diamondbacks taking him No. 1 overall. Vanderbilt is one of two colleges to have multiple top picks with David Price and Swanson. Fulmer was taken eighth overall by the Chicago White Sox and Buehler 24th overall by the Los Angeles Dodgers. Fulmer and Buehler became the eighth and ninth VU pitchers under Corbin to be selected in the first round joining Jeremy Sowers (6th overall, Cleveland 2004), David Price (1st overall, Tampa Bay 2007), Casey Weathers (8th overall, Colorado 2007), Mike Minor (7th overall, Atlanta 2009), Sonny Gray (18th overall, Oakland 2011), Grayson Garvin (59th overall, Tampa Bay 2011) and Tyler Beede (14th overall, San Francisco). In Corbin's program since 2003, an astounding 48 pitchers have been selected in the MLB Draft. Five more Dores heard their name called during the draft for a total of eight; the most since a school and SEC record 12 were selected in 2011.

Vanderbilt finished off the school's second-ever national championship with a dramatic 3-2 victory over Virginia in the finals of the College World Series to cap a 51-21 season in 2014. The 51-win season marked the third time in the last four seasons Corbin had led the Dores to at least 50 wins as the Vandy skipper was named the consensus National Coach of the Year. Corbin's Commodores rose to the occasion in the postseason sweeping through the Nashville Regional with wins over Xavier and Oregon before taking down Stanford in three games of the Super Regional to advance to Vanderbilt's second College World Series in school history. Hawkins Field hosted NCAA Regionals and Super Regionals for the third time in four years. Once in Omaha, Corbin continued to push the Commodores with wins over rival Louisville in the first round and comeback win over UC Irvine. VU reached the championship series with a dramatic, walk-off win over Texas on Tyler Campbell's bases loaded, infield single. The team sealed the national title in the third game thanks to an eighth inning, solo homer from John Norwood and clutch pitching from Adam Ravenelle over the final two frames. The final victory in Omaha gave the Dores a 10-3 record in the NCAA Tournament.

Corbin reached two more milestones during the regular season with his 500th victory at Vanderbilt, a 5-1 victory at Missouri on May 3, 2014, and his 600th career victory with a win at Arkansas on April 19, 2014.

For the second time in his career Corbin was named the SEC Coach of the Year by the league's coaches after the Commodores posted one of the best seasons in school history in 2013. The Commodores matched the school record with a 54-12 mark and smashed the Southeastern Conference record, finishing the conference slate an amazing 26-3. Vanderbilt won every series during the regular season, including nine series sweeps. The squad outscored opponents by an average of 8.2-3.9 runs per game with the pitching staff turning in a sub 3.00 ERA for the second time in three seasons. Five Commodores earned All-American honors led by first team All-Americans Tony Kemp and Tyler Beede. Kemp became just the second Commodore in history to be named SEC Player of the Year and just the third in league

history to win both Freshman of the Year and Player of the Year awards in his career. Over the summer, Beede pitched for Team USA to become the 12th Vanderbilt player to don the Stars & Stripes.

The Commodores' SEC regular season championship was the team's second in three years and third under Corbin. For the fourth time in five years the Dores played in the SEC Championship game and made their eighth straight appearance in the NCAA Tournament hosting Regionals for the third time in school history and Super Regionals for the second time.

In 2011 and 2012 the Commodores' freshman class was tabbed as the nation's best by Baseball America, becoming the first school in the poll's 13-year history to post back-to-back top classes. Vanderbilt's 2012 freshman class was the unanimous top class, also picking up the honor from Collegiate Baseball. Since Corbin's arrival in 2003, Vanderbilt has earned three top-ranked recruiting classes (2005) and is the only school in the nation to have more than two top classes.

In 2012, one of Corbin's prize pupils, David Price, was named the American League Cy Young Award winner. Price was the top overall pick by Tampa Bay in 2007 after a stellar career at Vanderbilt. The southpaw went 20-5 with a 2.56 ERA and 205 strikeouts over 211 innings for the Rays to become the first Commodore to win the Cy Young.

The Commodores' magical run to Omaha in 2011 saw several school records equaled or passed. VU won 54 games to match the school record set in 2007 and set the SEC record with 12 players selected in the Major League Baseball draft. Hawkins Field hosted the NCAA Regional round for just the second time in history and Super Regionals for the first time with the Dores sweeping through both rounds en route to the College World Series. Individual awards supplemented the team's success with Grayson Garvin earning SEC Pitcher of the Year and Tony Kemp picking up SEC Freshman of the Year honors. Garvin became the second VU pitcher to earn the prestigious league award joining David Price, while Kemp is the second Commodore to be named the league's freshman of the year along with Pedro Alvarez. All four awards have come under Corbin's watch. Sonny Gray, Jason Esposito, Aaron Westlake and Garvin all garnered All-American honors with Kevin Zimek, T.J. Pecoraro, Conrad Gregor and Kemp being named Freshmen All-American.

In 2007, Corbin guided the Commodores to their best season ever, finishing with a school record 54 wins. The team also achieved a No. 1 national ranking for the first time in school history and held that honor for 13-of-15 weeks during the regular season.

The Vanderbilt baseball team also swept through the Southeastern Conference, winning both the regular season and tournament crown for the first time ever and it marked the first time an SEC team had done it since 1996. The team lost only one conference series the entire season against SEC West Division winner Arkansas in Fayetteville and avenged the series loss by defeating the Razorbacks in the SEC tournament title game.

The conference recognized Corbin for the work he had done, naming him SEC Coach of the Year. Corbin also picked up Co-National Coach of the Year honors from College Baseball Insider and regional Coach of the Year honors by the American Baseball Coaches Association.

The Commodores hosted their first-ever NCAA regional as the No. 1 National Seed and arrived as a power in college baseball. Corbin's success and methods of running the Vanderbilt program has earned him respect among the college and international baseball communities. In the summer of 2006 he managed the USA Baseball National Team to a 28-2-1 record that culminated with a gold medal finish at the FISU (International University Sports Federation) World University Championship in Havana, Cuba. The .919 winning percentage set a new national team high and it garnered special recognition by the United States Olympic Committee.

Corbin, along with his coaching staff, are a tireless group that saw their recruiting efforts pay in 2005, 2011, 2012 and 2015 as their recruiting class was labeled the nation's best by Baseball America. Professional baseball has also taken notice of the program with a nation-leading 12 Commodores being selected in the first round since 2003.

Before Corbin was hired as the 21st coach in program history, Vanderbilt had not earned a spot in the conference tournament in a decade but made the post-season tournament in 2004. During the 2004 regular season, Vanderbilt swept a series against Mississippi State for the first time. It was one of three conference whitewashes and one of five series wins in all. His efforts earned him the 2004 Vanderbilt Coach of the Year award and a nomination for the Nashville Sports Council's Sports Person of the Year. Plus, a school-record five players were named to the SEC All-Tournament team, five players were drafted on the first day and seven VU players in all were chosen in the Major League Baseball Draft, topped by No. 6 overall pick, pitcher Jeremy Sowers.

Corbin came to Vanderbilt following nine seasons as an assistant coach at baseball power Clemson. During his time there (1994-2002), the Tigers had more victories than all but four programs.

Prior to his tenure at Clemson, Corbin was head coach at Presbyterian College for six seasons beginning in 1988. There he restarted a baseball program that had been dormant for several years.

For a full bio please visit vucommodores.com

The Tim Corbin File

Personal

Full Name: Timothy Carter Corbin
Born: August 5, 1961 in Wolfeboro, N.H.
Hometown: Wolfeboro, N.H.
Family: Wife: Maggie Daughters: Molly and Hannah

Education

College: Ohio Wesleyan
Degrees: Master of Arts in Athletic Administration, 1986
..... Bachelor of Arts in Physical Education, 1984

Coaching Experience

2003-Present Vanderbilt Head Coach
2001-02 Clemson Associate Head Coach
1998-2001 Clemson Assistant Head Coach
1994-98 Clemson Assistant Coach
1988-93 Presbyterian College Head Coach
1987 Wofford Assistant Coach
1985-86 Ohio State Graduate Assistant Coach

NATIONAL RANKINGS

D1Baseball.com (Week 8)	Baseball America (Week 8)	USA Today (Week 8)	Collegiate Baseball (Week 8)	NCBWA (Week 8)	Perfect Game (Week 8)
1. Miami 25-4	1. Miami 25-4	1. Miami (Fla.) (26) 25-4	1. Miami, Fla. 25-4	1. Miami 25-4	1. Miami 25-4
2. Mississippi State 23-9	2. Mississippi State 23-9	2. Florida (5) 29-5	2. South Carolina 28-5	2. Florida 29-5	2. Florida 29-5
3. Florida 29-5	3. Florida 29-5	3. Texas A&M 25-7	3. Florida 29-5	3. Texas A&M 25-7	3. Mississippi St. 23-9-1
4. Florida State 22-8	4. Texas A&M 25-7	4. <i>Vanderbilt</i> 25-7	4. Florida State 22-8	4. Mississippi St. 23-9-1	4. Texas A&M 25-7
5. <i>Vanderbilt</i> 25-7	5. South Carolina 28-5	5. South Carolina 28-5	5. Mississippi St. 23-9-1	5. Florida State 22-8	5. TCU 24-7
6. Texas A&M 25-7	6. Florida State 22-8	6. Florida State 22-8	6. Louisville 24-7	6. <i>Vanderbilt</i> 25-7	6. Florida State 22-8
7. Oregon State 22-7	7. TCU 24-7	7. Louisville 24-7	7. <i>Vanderbilt</i> 25-7	7. South Carolina 28-5	7. <i>Vanderbilt</i> 25-7
8. South Carolina 28-5	8. Mississippi 25-7	8. Mississippi St. 23-9-1	8. Texas A&M 25-7	8. Louisville 24-7	8. South Carolina 28-5
9. Louisville 24-7	9. LSU 21-10	9. TCU 24-7	9. Kentucky 22-9	9. TCU 24-7	9. Oregon State 22-7
10. TCU 24-7	10. Oregon State 22-7	10. Oregon State 22-7	10. Texas Tech 24-9	10. Oregon State 22-7	10. Louisville 24-7
11. LSU 21-10	11. Louisville 24-7	11. Mississippi 25-7	11. TCU 24-7	11. Ole Miss 25-7	11. Mississippi 25-7
12. NC State 22-9	12. <i>Vanderbilt</i> 25-7	12. LSU 21-10	12. California 19-9	12. LSU 21-10	12. NC State 22-9
13. Ole Miss 25-7	13. UC Santa Barbara 21-7	13. North Carolina 23-9	13. UCSB 21-7-1	13. North Carolina 23-9	13. North Carolina 23-9
14. Texas Tech 24-9	14. North Carolina 23-9	14. NC State 22-9	14. Oregon State 22-7	14. NC State 22-9	14. Texas Tech 24-9
15. North Carolina 23-9	15. Texas Tech 24-9	15. California 19-9	15. Mississippi 25-7	15. Missouri State 25-6	15. California 19-9
16. Clemson 23-9	16. Kentucky 22-9	16. Missouri State 25-6	16. Missouri State 25-6	16. Florida Atlantic 23-6	16. BYU 25-5
17. California 19-9	17. California 19-9	17. Florida Atlantic 23-6	17. NC State 22-9	17. California 19-9	17. LSU 21-10
18. Kentucky 22-9	18. Long Beach St. 19-11	18. Clemson 23-9	18. Southern Miss 25-8	18. Clemson 23-9	18. Florida Atlantic 23-6
19. UCSB 21-7-1	19. Rice 20-11	19. UCSB 21-7-1	19. North Carolina 23-9	19. Georgia Tech 23-8	19. Coastal Carolina 23-10
20. Long Beach St. 19-11	20. NC State 22-9	20. Georgia Tech 23-8	20. LSU 21-10	20. UCSB 21-7-1	20. UCSB 21-7-1
21. Rice 20-11	21. Florida Atlantic 23-6	21. Texas Tech 24-9	21. South Alabama 25-8	21. BYU 25-5	21. Kentucky 22-9
22. Tulane 21-10	22. Michigan 21-8	22. BYU 25-5	22. Coastal Carolina 23-10	22. Louisiana 21-11	22. Southern Miss 25-8
23. East Carolina 21-11	23. South Alabama 25-8	23. Kentucky 22-9	23. Clemson 23-9	23. Texas Tech 24-9	23. Clemson 23-9
24. Florida Atlantic 23-6	24. Tulane 21-10	24. South Alabama 25-8	24. Florida Atlantic 23-6	24. Kentucky 22-9	24. Missouri State 25-6
25. South Alabama 25-8	25. Southern Miss 25-8	25. Virginia 20-14	25. Lamar 25-7	25. Virginia 20-14	25. Houston 19-12
			26. BYU 25-5	26. Michigan 21-8	
			27. Georgia Tech 23-8	27. Oklahoma St. 19-12	
			28. New Mexico 23-9	28. Southern Miss 25-8	
			29. Stanford 17-9	29. South Alabama 25-8	
			30. Creighton 20-7	30. Houston 19-12	

Commodores Week-by-Week in the Polls

	D1Baseball.com	Baseball America	USA Today Coaches	Collegiate Baseball	NCBWA	Perfect Game
Preseason	3	7	3	3	3	4
Week 1 - 2/22	3	7		3	3	4
Week 2 - 2/29	2	5		2	2	2
Week 3 - 3/7	2	5	2	2	2	2
Week 4 - 3/14	2	5	2	2	2	2
Week 5 - 3/21	5	11	4	8	6	7
Week 6 - 3/28	3	6	4	6	4	4
Week 7 - 4/4	2	6	3	3	3	3
Week 8 - 4/11	5	12	4	7	6	7
Week 9 - 4/18						
Week 10 - 4/25						
Week 11 - 5/2						
Week 12 - 5/9						
Week 13 - 5/16						
Week 14 - 5/23						

HITTERS NOTES

PROJECTED LINEUP

C 5 Jason Delay - Junior

GP-GS: 23-22 AVG: .275 HR: 0 RBI: 22
Reached base in 8 straight games (6-for-28, 4 RBI). Junior hit .283 with eight doubles and 23 RBI in 37 games as a junior last season.

1B 39 Kyle Smith - Senior

GP-GS: 26-23 AVG: .250 HR: 3 RBI: 11
4-for-19 (.211) with 2 RBI and 3 runs scored over last 7 games.

2B 10 Ethan Paul - Freshman

GP-GS: 32-25 AVG: .345 HR: 2 RBI: 19
14-for-34 (.412) with 8 RBI in last 10 games. Started his first career game at 1B 4/12.

3B 9 Will Toffey - Sophomore

GP-GS: 33-33 AVG: .224 HR: 0 RBI: 12
2-for-33 (.061) with 4 runs scored over last 11 games. Preseason All-American earned Freshman All-American status last season after hitting .294 with 20 doubles.

SS 2 Tyler Campbell - Senior

GP-GS: 33-33 AVG: .290 HR: 0 RBI: 16
5-for-11 (.455) with 3 runs over last 3 games. First career start at SS 3/3. Senior started 61 games at second base last year hitting .229 with a pair of homers.

LF 1 Ro Coleman - Junior

GP-GS: 30-25 AVG: .255 HR: 1 RBI: 11
No walks in 8 straight games, hitting .208 (5-for-24) during stretch. Hit .295 with 52 runs scored as team's DH and leadoff hitter in 2015.

CF 20 Bryan Reynolds - Junior

GP-GS: 33-33 AVG: .333 HR: 8 RBI: 36
9-for-16 (.563) with 5 runs and 8 RBI in last 5 games. Belted 2 HRs and drove in career-best 5 runs 3/27. Preseason All-American hit .318 with 18 doubles and 56 runs scored.

RF 3 Jeren Kendall - Sophomore

GP-GS: 33-33 AVG: .351 HR: 6 RBI: 37
11-for-26 (.423) with 10 RBI in last 6 games. Smashed two HRs on Opening Day, career-bests with hits (4), RBI (5) and runs (3). Pre-season All-American earned Freshman All-American honors after hitting .281 with eight home runs.

DH 8 Alonzo Jones - Freshman

GP-GS: 28-27 AVG: .287 HR: 1 RBI: 27
0-for-7 with 5 strikeouts in last 3 games. Belted his first career HR and drove in 5 in win 2/21. Speedy freshman holds Perfect Game 60-yard dash record with time of 6.17.

COMMODORES LINEUP

Starts by position

C: Delay 21, Ellison 12
1B: Smith 17, Murfee 15, Paul 1
2B: Paul 19, Campbell 11, Jones 2, Sabino 1
3B: Toffey 33
SS: Campbell 21, Kaiser 7, Paul 4, Jones 1
LF: Coleman 25, Smith 5, Grisanti 2, Scott 1
CF: Reynolds 33
RF: Kendall 33
DH: Jones 24, Bowden 2, Grisanti 2, Kilichowski 1, Delay 1, Smith 1, Sabino 1, Paul 1

Batting Order

1st: Coleman 24, Kendall 5, Grisanti 2, Jones 1, Toffey 1
2nd: Kendall 22, Reynolds 11
3rd: Reynolds 22, Kendall 6, Toffey 2, Murfee 1, Jones 1, Delay 1
4th: Toffey 21, Jones 5, Murfee 3, Delay 3, Paul 2
5th: Jones 13, Delay 11, Toffey 4, Murfee 3, Smith 1, Paul 1
6th: Jones 7, Delay 6, Toffey 5, Paul 5, Smith 4, Ellison 2, Bowden 1, Sabino 1, Murfee 1, Grisanti 1
7th: Paul 11, Ellison 8, Smith 6, Murfee 5, Bowden 1, Toffey 1
8th: Smith 12, Paul 6, Campbell 5, Murfee 2, Ellison 2, Kilichowski 1, Coleman 1, Sabino 1, Scott 1, Kaiser 1
9th: Campbell 27, Kaiser 6

PLAYER NOTES

11 Liam Sabino

GP-GS: 16-2 AVG: .278 HR: 1 RBI: 4
Smashed first career HR 3/12.

12 Connor Kaiser

GP-GS: 17-7 AVG: .286 HR: 0 RBI: 2
2 straight starts at SS, 2-for-5 with 3 runs.

16 Penn Murfee

GP-GS: 26-15 AVG: .294 HR: 0 RBI: 12
2-for-11 with 3 RBI in last 4 games.

17 Walker Grisanti

GP-GS: 17-4 AVG: .500 HR: 0 RBI: 6
Played in 5 straight games, 4-for-8 with 2 runs, 1 RBI.

18 Nolan Rogers

GP-GS: 23-0 AVG: .133 HR: 0 RBI: 1
0-for-10 in last 16 games.

19 Stephen Scott

GP-GS: 17-1 AVG: .091 HR: 0 RBI: 2
First career start 3/22, 15th Commodore to start a game this season.

22 Julian Infante

GP-GS: 1-0 AVG: 1.000 HR: 0 RBI: 0
Singled in first career at-bat 4/12. Missed first 2 months with broken wrist.

25 Karl Ellison

GP-GS: 17-12 AVG: .250 HR: 1 RBI: 7
1-for-10 in last 4 games.

33 Tristan Chari

GP-GS: 4-0 AVG: .333 HR: 0 RBI: 2
Drove in first 2 runs of season 2/28.

55 Tyler Green

GP-GS: 7-0 AVG: .250 HR: 1 RBI: 4
Belted his first career HR 3/9.

HITTERS HI/LO

MULTI-HIT GAMES

2-HITS: Reynolds 8, Kendall 7, Campbell 6, Coleman 6, Jones 6, Paul 5, Murfee 4, Delay 3, Toffey 3, Grisanti 2, Ellison 2, Smith 1

3-HITS: Reynolds 3, Kendall 3, Smith 3, Delay 2, Jones 1, Kaiser 1, Toffey 1, Murfee 1, Coleman 1, Paul 1, Campbell 1

4-HITS: Kendall 2

5-HITS:

MULTI-RBI GAMES

2-RBI: Kendall 6, Jones 5, Paul 4, Delay 3, Reynolds 3, Murfee 3, Coleman 2, Ellison 2, Campbell 2, Grisanti 1, Chari 1, Toffey 1, Sabino 1

3-RBI: Reynolds 4, Smith 2, Paul 2, Jones 2, Kendall 1, Coleman 1, Toffey 1, Grisanti 1, Green 1, Campbell 1, Murfee 1

4-RBI: Kendall 2, Delay 1

5-RBI: Kendall 1, Jones 1, Reynolds 1

HOME RUNS

SOLO: Smith 2, Kendall 2, Reynolds 2, Paul 1, Coleman 1

2-R: Reynolds 5, Kendall 3, Smith 1, Ellison 1, Sabino 1, Paul 1

3-R: Jones 1, Green 1, Reynolds 1, Kendall 1

GS:

MULTI-HR: Kendall 1, Reynolds 1

INDIVIDUAL BATTERS GAME BESTS

MOST AT-BATS

VU: 7, Bryan Reynolds, 2/27 vs. UIC
OPP: *6, Jacob Robson, 3/18 vs. MS

MOST HITS

VU: *4, Jeren Kendall, 4/9 @LSU
OPP: 4, Will LaRue, 3/13 vs. XU

MOST RUNS

VU: *3, Three tied, 3/27 @MIZ
OPP: 3, Antoine Duplantist, 4/7 @LSU

MOST RBI

VU: *5, Bryan Reynolds, 3/27 @MIZ
OPP: *3, Zach Lavy, 3/27 @MIZ

MOST HOME RUNS

VU: *2, Bryan Reynolds, 3/27 @MIZ
OPP: *1, Beau Jordan, 4/7 @LSU

MOST WALKS

VU: 3, Ethan Paul, 3/13 vs. XU
OPP: 3, Nathaniel Lowe, 3/18 vs. MS

MOST STRIKEOUTS

VU: 4, Kyle Smith, 2/27 vs. UIC
OPP: *4, Jack Kruger, 3/18 vs. MS

* occurred multiple times, last listed

PITCHERS NOTES

PROBABLE STARTERS

RHP Jordan Sheffield - RS-Sophomore

G/GS: 8/8 W-L: 4-2 ERA: 3.47 IP: 46.2 BB: 22 K: 63

Last Start: 4/7 @LSU, L, 3.0 IP, 7 H, 9R/7ER, 2 BB, 3 K

Rocked for a career-high nine runs over three innings in loss at LSU. Right-hander is preseason All-American after going 5-2 with a 2.85 ERA in 22 games, six starts. Redshirted in 2014 while recovering from elbow surgery.

RHP Kyle Wright - Sophomore

G/GS: 8/8 W-L: 4-2 ERA: 1.99 IP: 40.2 BB: 14 K: 47

Last Start: 4/8 @LSU, L, 7.0 IP, 7 H, 3R/3ER, 3 BB, 7 K

Tough-luck loser for second straight week despite third quality start of season at LSU. Preseason All-American after earning Freshman All-American and Freshman All-SEC along with Vanderbilt Rookie of the Year honors.

PITCHERS HI/LO

STARTERS LOG

	TEAM W-L	QS	RS
Sheffield	5-3	3	5.5
Bowden	4-1	0	8.2
Wright	6-2	3	7.9
Day	3-0	0	10.3
Raby	4-0	1	8.8
Abraham	0-1	0	4.0
Stone	3-0	0	12.0
Johnson	1-0	0	7.0

INDIVIDUAL PITCHERS GAME BESTS

MOST INNINGS PITCHED, STARTER

VU: 7.2, Jordan Sheffield, 3/11 vs. XU

OPP: *9.0, Tanner Houck, 3/26 @MIZ

MOST INNINGS PITCHED, RELIEVER

VU: 7.0, Matt Ruppenthal, 3/18 vs. MS

OPP: 5.2, Trevor Lane, 2/27 vs. UIC

MOST WALKS

VU: *5, Hayden Stone, 3/27 @MIZ

OPP: 7, Greg Jacknewitz, 3/12 vs. XU

MOST STRIKEOUTS

VU: 12, Jordan Sheffield, 3/11 vs. XU

OPP: 14, Tanner Houck, 3/26 @MIZ

MOST HBP

VU: *2, Kyle Wright, 4/7 @LSU

OPP: *2, Jared Poche', 4/7 @LSU

PITCHING BREAKDOWN

	W-L-S	ERA	IP	H	R	ER	BB-I	SO
Starters	17-4	3.24	158.1	135	70	57	60-0	192
Relievers	9-3-13	3.05	141.2	111	57	48	56-1	153

RELIEVER NOTES

-----Season Totals-----												
Pitcher	Last Relief App.	IP	H	R	ER	BB	SO	HR	RI/S	RI/S	SV	Ret./1BF (BB)
Joey Abraham	3/29 vs. BEL	0.0	1	1	1	0	0	0	0/0	0/0	1	2/6 (2)
Ben Bowden	S, 4/9 @LSU	2.0	2	0	0	0	1	0	0/0	4/1	6	5/7 (0)
Maddux Conger	3/29 vs. BEL	1.0	0	0	0	2	2	0	0/0	0/0	0	5/7 (1)
Chandler Day	4/7 @LSU	5.0	8	4	2	1	1	0	0/0	0/0	0	2/3 (0)
Donny Everett	4/12 vs. MT	1.0	1	0	0	0	0	0	0/0	0/0	0	0/1 (0)
Ryan Johnson	4/5 vs. LIP	1.0	1	2	2	0	0	0	0/0	4/2	0	4/9 (0)
John Kilichowski	S, 4/12 vs. MT	1.0	0	0	0	0	3	0	0/0	0/0	1	2/3 (1)
Matt McGarry	4/5 vs. LIP	1.0	0	0	0	0	0	0	0/0	3/3	0	1/4 (2)
Patrick Raby	W, 4/9 @LSU	2.0	0	0	0	2	2	0	0/0	1/0	1	3/4 (1)
Matt Ruppenthal	4/12 vs. MT	2.0	0	0	0	0	3	0	0/0	9/5	1	8/12 (2)
Collin Snider	4/12 vs. MT	1.0	3	2	2	0	1	0	0/0	17/10	0	8/13 (0)
Hayden Stone	L, 3/19 vs. MS	1.2	2	1	1	1	3	0	1/1	3/1	3	4/8 (1)
Evan Steele	3/29 vs. BEL	1.0	1	0	0	1	2	0	0/0	1/0	0	5/9 (2)
TEAM TOTALS										36/19 (53%)	13	43/76 (12)

CATCHERS LOG

	TEAM W-L	CS/SBA	PB	ERA
Chari	0-0	0/0 (0%)	0	14.40 (8ER/5.0IC)
Delay	16-5	9/21 (43%)	4	3.08 (64ER/187.0IC)
Ellison	10-2	4/8 (50%)	0	2.75 (33ER/108.0IC)
TEAM	26-7	15/31 (48%)	4	3.15 (105ER/300.0IC)

FEWEST HITS, CG

VU:

OPP: 8, Clarke Schmidt, 3/31 vs. SC

FEWEST WALKS, CG

VU:

OPP: 1, Clarke Schmidt, 3/31 vs. SC

* occurred multiple times, last listed

MISCELLANEOUS STATS

Commodores

TEAM

Opponents

13, 3/13 vs. XU.....	Most Runners LOB	16, 3/18 vs. MS
2, 6x, last 4/12 vs. MT	Double Plays Turned	2, 3x, last 3/31 vs. SC
6, 3/22 @MT	Most Errors Committed	8, 3/27 @MIZ
16, 2/21 vs. SD.....	Largest Margin of Victory	9, 4/7 @LSU
20, 2/28 vs. UIC.....	Most Runs, Game	13, 4/7 @LSU
8 (3rd), 2/21 vs. SD.....	Most Runs, Inning.....	7 (3rd), 4/7 @LSU
3, 2/21 vs. SD.....	Most Home Runs, Game	2, 4/2 vs. SC
3 (3rd), 2/21 vs. SD.....	Most Home Runs, Inning.....	1 (3rd), 8x, last 4/7 @LSU
20, 2/28 vs. UIC.....	Most Hits, Game	15, 4/7 @LSU
7 (3rd), 3/20 vs. MS.....	Most Hits, Inning.....	6 (3rd), 4/7 @LSU
2, 4/1 vs. SC.....	Fewest Hits, Game	2, 3/8 @STAN2
5, twice, last 3/29 vs. BEL.....	Most Stolen Bases, Game	3, 4/9 @LSU
11, 3/12 vs. XU.....	Most Walks Drawn, Game	8, 2/19 vs. SD
1, 3/31 vs. SC.....	Fewest Walks Drawn, Game.....	0, 4/12 vs. MT
16, 3/26 @MIZ.....	Most Strikeouts (Hitters), Game	19, 2/27 vs. UIC
4, 3x, last 3/11 vs. XU.....	Fewest Strikeouts (Hitters), Game.....	4, 4/7 @LSU
Longest Game, Innings.....	14, 2/27 vs. UIC	
Longest Game, Time (9 inn.): 3:45, 4/9 @LSU.....	Seven-Inning Game:	Extra-inning Game: 4:20, 3/18 vs. MS
Shortest Game, Time (9 inn.): 2:24, 3/31 vs. SC.....	Seven-Inning Game:	Extra-inning Game: 4:53, 2/27 vs. UIC
Largest Home Crowd.....	3,626 (4x) - 4/2 vs. SC	
Largest Road Crowd.....	11,146 - 4/8 @LSU	
Longest Winning Streak.....	8, twice, 3/3-15	
Longest Losing Streak.....	2, twice, last 4/7-8	
Consecutive Errorless Games	5, 3/8-13	

Runs by Inning

<i>Road</i>			<i>Home</i>			<i>Neutral</i>		
VU	INN.	OPP	VU	INN.	OPP	VU	INN.	OPP
4	1	2	26	1	7	1	1	1
9	2	8	15	2	0	0	2	0
1	3	14	36	3	8	0	3	0
8	4	1	36	4	9	1	4	0
6	5	13	23	5	14	0	5	0
4	6	3	16	6	16	4	6	1
4	7	2	16	7	5	0	7	0
9	8	3	26	8	12	2	8	0
9	9	4	0	9	6	0	9	0
2	X	0	2	X	2	0	X	0
56	TOTAL	50	197	TOTAL	75	8	TOTAL	2

Comeback Wins

Date/Opp.	Score	Final
2/27 UIC	1-0 (2)	6-5 (14)
3/25 @MIZ	6-4 (8)	8-6
4/2 SC	2-1 (4)	10-6
4/9 @LSU	7-6 (7)	9-7
4/12 MT	2-1 (2)	7-4

Blown Leads

Date/Opp.	Score	Final
3/19 MS	4-3 (7)	5-4
3/22 @MT	4-1 (4)	7-4
4/8 @LSU	1-0 (1)	3-2

Commodores Record when they score:

Runs	0	1	2	3	4	5	6	7	8	9	10+
W-L	0-1	0-2	1-1	0-0	2-3	2-0	2-0	2-0	3-0	4-0	10-0

Commodores Record when opponent scores:

Runs	0	1	2	3	4	5	6	7	8	9	10+
W-L	4-0	3-0	4-1	3-1	3-2	1-1	5-0	2-1	1-0	0-0	0-1

Record by Months

	Home	Road	Total
February	8-0	0-0	8-0
March	8-2	5-2	14-4
April	3-1	1-2	4-3
May	0-0	0-0	0-0
June	0-0	0-0	0-0

Record by Days

Mon.	Tues.	Wed.	Thurs.	Fri.	Sat.	Sun.
0-0	6-1	2-0	2-2	4-3	6-1	6-0

LAST TIME IT HAPPENED...

A Vanderbilt Team...

Won 10 or more consecutive games.....	4/20-5/16/13 (14)
Lost five or more consecutive games.....	3/16-23/12 (5)
Scored 20 or more runs in a game	20 vs. UIC, 2/28
Scored 10+ Runs in an Inning.....	10 (5th) vs. Radford, 6/1/15
Did Not Strikeout.....	vs. Tennessee-Martin, 2/23/05
Hit consecutive home runs.....	Alonzo Jones (3R), Kyle Smith (solo) vs. San Diego, 2/21
Had a triple steal.....	Xavier Turner (home), Jack Lupo (3rd), Tony Kemp (2nd) vs. Lipscomb, 3/26/13
Shut out consecutive opponents.....	vs. Radford (12-0), 3/9
.....	vs. Xavier (7-0), 3/11
Shut out the opponent.....	at Missouri (2-0), 3/26
Was shut out by the opponent at home	vs. South Carolina (4-0), 4/1
Was shut out by the opponent on the road	at Alabama (1-0), 5/16/15
Was shut out in two consecutive games.....	vs. Kentucky (14-0) (4-0), 4/23/76
Swept a conference doubleheader.....	at Auburn, 3/21/15
Was swept in a conference doubleheader.....	vs. Tennessee, 4/25/10
Swept a conference series at home.....	vs. Missouri, 4/24-26/15
Was swept in a conference series at home	vs. Tennessee, 5/14-16/09
Swept a conference series (Three-games) on the road	at Missouri, 3/25-27
Was swept in a conference series on the road	at Florida, 3/16-18/12
Lost a conference series at home.....	vs. Mississippi State, 3/18-20
Lost a conference series on the road.....	at LSU, 4/7-9

A Vanderbilt Player...

Hit two home runs in a game	Bryan Reynolds at Missouri, 3/27
Hit three home runs in a game.....	Aaron Westlake vs. Oregon State, 6/11/11
Hit a grand slam	Zander Wiel vs. Missouri, 4/25/15
Walk-Off Home Run	Jeren Kendall vs. Cal State Fullerton, 6/14/15
Hit for the cycle.....	Clinton Johnston vs. Kentucky, 4/28/96
Had seven or more RBI in a game.....	Dominic de la Osa (7) vs. Georgia, 4/16/06
.....	Karl Nonemaker (7) vs. Kentucky, 5/12/02
Had five or more hits in a game	Tony Kemp (5) at Belmont, 2/19/13
Had two hits in an Inning.....	Kyle Smith (1B,1B) vs. San Diego, 2/20
Had 10 or more total bases in a game	Jeren Kendall (10) vs. San Diego, 2/19
Stole three or more bases in a game	Jeren Kendall (3) vs. Florida, 5/9/15
Stole Home.....	Kyle Smith vs. UIC, 2/26
Had a 10-game hit streak	Bryan Reynolds (10), 5/29-6/23/15
Had a 15-game hit streak	Bryan Reynolds (16), 3/10-4/3/15
Had a 20-game hit streak	Xavier Turner (27), 3/4-4/22/14
Had a 25-game hit streak	Xavier Turner (27), 3/4-4/22/14
Had 10 or more strikeouts in a game	Kyle Wright (10) at Missouri, 3/26
Had 15 or more strikeouts in a game	Kevin Ziomek (15) vs. Illinois-Chicago, 3/1/13
Pitched a complete game	Carson Fulmer at Alabama, 5/14/15
Pitched a seven-inning complete game.....	Philip Pfeifer vs. Alabama, 5/22/15
Pitched a nine-inning, complete game shutout	Carson Fulmer vs. Florida, 5/7/15
Pitched a seven-inning, complete game shutout	Nick Christiani vs. Belmont, 5/5/09
Pitched a combined shutout	Kyle Wright (6.0), Matt Ruppenthal (4.0), Ben Bowden (1.0) at Missouri, 3/26
Pitched a no-hitter	Jensen Lewis, Nick Pilkington, John Scott, Matt Buschmann at Western Ky., 5/6/03
Pitched a perfect game.....	Jensen Lewis, Nick Pilkington, John Scott, Matt Buschmann at Western Ky., 5/6/03

VandyBoys™

2016 ROSTER

No.	Name	Pos.	B/T	HT	WT	CL/EXP.	Hometown (High School/Previous School)
1	Ro Coleman	IF	S/R	5-5	155	Jr./2L	Chicago, Ill. (Simeon HS)
2	Tyler Campbell	IF	R/R	5-11	175	Sr./3L	Portland, Ore. (Oswego HS)
3	Jeren Kendall	OF	L/R	6-0	190	So./1L	Holmen, Wisc. (Holmen HS)
5	Jason Delay	C	R/R	6-0	210	Jr./2L	Johns Creek, Ga. (Northview HS)
8	Alonzo Jones	IF	S/R	5-10	195	Fr./HS	Columbus, Ga. (Columbus HS)
9	Will Toffey	IF	L/R	6-2	205	So./1L	Barnstable, Mass. (Salisbury School)
10	Ethan Paul	IF	L/R	5-10	180	Fr./HS	Bellevue, Wash. (International School)
11	Liam Sabino	IF	R/R	6-1	200	So./1L	East Stroudsburg, Pa. (Blair Academy)
12	Connor Kaiser	IF	R/R	6-4	195	Fr./HS	Overland Park, Kan. (Blue Valley West HS)
16	Penn Murfee	IF	R/R	6-2	200	R-So./1L	Nashville, Tenn. (Montgomery Bell Academy)
17	Walker Grisanti	OF	L/R	5-10	190	Fr./HS	Collierville, Tenn. (Christian Brothers HS)
18	Nolan Rogers	IF	L/R	5-11	205	Jr./2L	Bloomington, Ind. (Bloomington HS)
19	Stephen Scott	OF	L/R	5-11	200	Fr./HS	Cary, N.C. (Cardinal Gibbons HS)
20	Bryan Reynolds	OF	S/R	6-4	215	Jr./2L	Brentwood, Tenn. (Brentwood HS)
21	John Kilichowski	LHP	L/L	6-5	215	Jr./2L	Tampa, Fla. (Jesuit HS)
22	Julian Infante	IF	R/R	6-3	205	Fr./HS	Miami, Fla. (Westminster Christian HS)
23	Joey Abraham	RHP	R/R	6-1	200	So./1L	Little Rock, Ark. (Central HS)
24	Jordan Sheffield	RHP	R/R	6-0	185	R-So./1L	Tulahoma, Tenn. (Tulahoma HS)
25	Karl Ellison	C	R/R	6-0	210	Jr./2L	Naples, Fla. (Barron Collier HS)
27	Chandler Day	RHP	R/R	6-4	175	Fr./HS	Granville, Ohio (Watkins Memorial HS)
28	Matt Ruppenthal	RHP	R/R	6-4	230	So./1L	Bloomfield Hills, Mich. (Brother Rice HS)
29	Patrick Raby	RHP	R/R	6-3	235	Fr./HS	Knoxville, Tenn. (Farragut HS)
31	Ryan Johnson	LHP	R/L	6-1	175	R-So./1L	Cedar Park, Texas (Cedar Park HS)
32	Hayden Stone	RHP	R/R	6-0	195	Jr./2L	Columbia, Tenn. (Columbia HS)
33	Tristan Chari	C	S/R	6-2	200	So./1L	Nashville, Tenn. (Montgomery Bell Academy)
35	Ben Bowden	LHP	L/L	6-4	235	Jr./2L	Lynn, Mass. (Lynn English HS)
38	Matt McGarry	RHP	R/R	6-3	200	Fr./HS	Portola Valley, Calif. (Menlo-Atherton HS)
39	Kyle Smith	IF/OF	R/R	6-3	220	Sr./3L	Old Hickory, Tenn. (Mt. Juliet HS)
40	Collin Snider	RHP	R/R	6-4	200	So./1L	Murfreesboro, Tenn. (Riverdale HS)
41	Donny Everett	RHP	R/R	6-2	230	Fr./HS	Clarksville, Tenn. (Clarksville HS)
42	Maddux Conger	RHP	R/R	6-2	210	Fr./HS	Stephenville, Texas (Stephenville HS)
44	Kyle Wright	RHP	R/R	6-4	220	So./1L	Huntsville, Ala. (Buckhorn HS)
45	Evan Steele	LHP	R/L	6-5	195	Fr./HS	Marietta, Ga. (Marietta HS)
55	Tyler Green	IF	R/R	6-6	230	R-So./1L	Williamsville, N.Y. (Williamsville North HS)

Head Coach: 4 Tim Corbin (Ohio Wesleyan, 1984) - 14th Season at Vanderbilt

Associate Head Coach: 50 Travis Jewett (Washington State, 1993)

Associate Head Coach: 26 Scott Brown (SUNY-Cortland, 1999)

Volunteer Coach: 30 Blake Allen (Blackburn College, 2001)

Athletic Trainer: Tracy Campbell (James Madison, 2008)

Strength & Conditioning Coach: Chris Ham (Illinois, 2005)

Director of Baseball Operations: Drew Fann (Vanderbilt, 2011)

Director of Player Development: Brian Hiler (Mount St. Joseph, 1999)

Equipment Manager: John Mardirosian (Texas, 2011)

Video Coordinator: Brandon Barak (Illinois, 2012)

Student Managers: Josh Ruchotzke, Ben Sampson & Jack Goodrum

Pronunciation Chart

Ben Bowden	BO-den
Tristan Chari	CHAR-ee
Walker Grisanti	greh-sahn-TEE
Jeren Kendall	JAIR-en
John Kilichowski	kill-a-CHOW-ski
Patrick Raby	ray-BEE
Matt Ruppenthal	RUPE-en-thal

Alphabetical Roster

Joey Abraham 23	Donny Everett 41	Matt McGarry 38	Jordan Sheffield 24
Ben Bowden 35	Tyler Green 55	Penn Murfee 16	Kyle Smith 39
Tyler Campbell 2	Walker Grisanti 17	Ethan Paul 10	Collin Snider 40
Tristan Chari 33	Julian Infante 22	Patrick Raby 29	Evan Steele 45
Ro Coleman 1	Ryan Johnson 31	Bryan Reynolds 20	Hayden Stone 32
Maddux Conger 42	Alonzo Jones 8	Nolan Rogers 18	Will Toffey 9
Chandler Day 27	Connor Kaiser 12	Matt Ruppenthal 28	Kyle Wright 44
Jason Delay 5	Jeren Kendall 3	Liam Sabino 11	
Karl Ellison 25	John Kilichowski 21	Stephen Scott 19	

2016 SCHEDULE

DATE	OPPONENT	W-L	WP	LP	SV	TIME	ATT.
FEBRUARY							
19	San Diego	W 8-4	Sheffield (1-0)	Conyers (0-1)	Ruppenthal (1)	3:12	3054
20	San Diego	W 13-6	Snider (1-0)	Jacobs (0-1)		3:22	3168
21	San Diego	W 17-1	Johnson (1-0)	Sprengel (0-1)		3:18	2743
23	UT-Martin	W 11-6 (5)	Day (1-0)	Patzner (0-1)		2:16	2426
24	Eastern Illinois	W 9-1	Raby (1-0)	Hughes (0-1)		3:04	2401
26	Illinois-Chicago	W 9-0	Sheffield (2-0)	Dahlberg (0-2)		2:43	2743
27	Illinois-Chicago	W 6-5 (14)	Johnson (2-0)	Lane (1-1)		4:53	2841
28	Illinois-Chicago	W 20-8	Wright (1-0)	Schulewitz (1-1)		3:38	3028
MARCH							
3	Stanford	L 4-1	Beck (2-1)	Sheffield (2-1)	Hock (2)	2:57	
DH	Stanford	W 4-1	Bowden (1-0)	Bubic (0-1)	Stone (1)	2:58	1184
6	Stanford	W 5-2	Wright (2-0)	Hanewich (2-1)	Stone (2)	2:58	1816
8	Radford	W 13-4	Raby (2-0)	Swamer (0-1)		2:52	2539
9	Radford	W 12-0	Day (2-0)	Ross (0-3)	Abraham (1)	2:51	2487
11	Xavier	W 7-0	Sheffield (3-1)	Lowther (1-2)		2:29	2526
12	Xavier	W 14-3	Bowden (2-0)	Jacknewitz (0-3)		3:22	2831
13	Xavier	W 5-2	Wright (3-0)	Astle (0-2)	Stone (3)	3:21	2667
15	Northern Illinois	W 9-2	Raby (3-0)	Ceja (0-1)		2:44	2628
18	Mississippi State*	L 2-1 (13)	Rigsby (1-0)	Ruppenthal (0-1)		4:20	3626
19	Mississippi State*	L 5-4	Breaux (1-1)	Stone (0-1)	Hughes (1)	3:31	3626
20	Mississippi State*	W 12-6	Wright (4-0)	Brown (2-1)	Raby (1)	3:22	3330
22	Middle Tennessee	L 7-4	Spencer (3-0)	Day (2-1)	Puckett (3)	3:42	2523
25	Missouri*	W 8-6	Steele (1-0)	Carter (0-1)	Bowden (1)	3:04	2398
26	Missouri*	W 2-0 (11)	Ruppenthal (1-1)	Barlett (1-2)	Bowden (2)	3:09	1262
27	Missouri*	W 17-7	Johnson (3-0)	Tribby (2-3)		3:27	263
29	Belmont	W 8-2	Snider (2-0)	Klotz (2-2)		3:09	3782
31	South Carolina*	W 6-3	Sheffield (4-1)	SCHMIDT (6-1)	Bowden (3)	2:24	3384
APRIL							
1	South Carolina*	L 4-0	Webb (6-1)	Wright (4-1)		2:45	3626
2	South Carolina*	W 10-6	Ruppenthal (2-1)	Johnson (0-1)	Bowden (4)	3:17	3626
5	Lipscomb	W 4-3	Raby (4-0)	Stewart (2-1)	Bowden (5)	2:32	2745
7	LSU*	L 13-4	Poche' (4-3)	Sheffield (4-2)		3:24	10366
8	LSU*	L 3-2	Lange (3-2)	Wright (4-2)	Newman (1)	3:21	11146
9	LSU*	W 9-7	Raby (5-0)	Gilbert (3-2)	Bowden (6)	3:45	10802
12	Middle Tennessee	W 7-4	Johnson (4-0)	Wright (0-1)	Kilichowski (1)	3:14	2960
15	Kentucky*		Hawkins Field		6:30 p.m.	SEC Network+	
16	Kentucky*		Hawkins Field		2 p.m.	SEC Network+	
17	Kentucky*		Hawkins Field		1 p.m.	SEC Network+	
19	Central Arkansas		Hawkins Field		5:30 p.m.	SEC Network+	
22	Tennessee*		Knoxville, Tenn.		5 p.m.	SEC Network+	
23	Tennessee*		Knoxville, Tenn.		3 p.m.	SEC Network+	
24	Tennessee*		Knoxville, Tenn.		1 p.m.	SEC Network+	
26	Austin Peay		Hawkins Field		1 p.m.		
29	Georgia*		Hawkins Field		6:30 p.m.	SEC Network+	
30	Georgia*		Hawkins Field		2 p.m.	SEC Network+	
MAY							
1	Georgia*		Hawkins Field		1 p.m.	SEC Network+	
3	Western Kentucky		Hawkins Field		6:30 p.m.	SEC Network+	
5	Texas A&M*		College Station, Texas		6 p.m.	ESPN2	
6	Texas A&M*		College Station, Texas		6:30 p.m.	SEC Network+	
7	Texas A&M*		College Station, Texas		2:30 p.m.	SEC Network	
10	Louisville		Hawkins Field		6 p.m.	SEC Network	
13	Florida*		Gainesville, Fla.		6 p.m.	SEC Network+	
14	Florida*		Gainesville, Fla.		3 p.m.	ESPN2	
15	Florida*		Gainesville, Fla.		12 p.m.	SEC Network	
17	Morehead State		Hawkins Field		6:30 p.m.	SEC Network+	
19	Auburn*		Hawkins Field		6:30 p.m.	SEC Network+	
20	Auburn*		Hawkins Field		6:30 p.m.	SEC Network+	
21	Auburn*		Hawkins Field		2 p.m.	SEC Network+	

All times Central and subject to change * SEC Game

^ Televised on SEC Network+ # Televised on SEC Network \$ Televised on ESPNU + Televised on ESPN/ESPN2

THE SOUTHEASTERN CONFERENCE

SEC Standings - 4/14

Overall — SEC —

East

Team	W-L	W-L	GB	Home	Away	Neutral	Streak
South Carolina	28-6	10-2	-	22-1	6-3	0-2	L1
Florida	30-5	8-5	2.0	22-2	6-3	2-0	W1
Kentucky	22-10	8-5	2.0	15-5	5-3	2-2	L2
Vanderbilt	26-7	7-5	3.0	19-3	6-4	1-0	W2
Georgia	18-16	4-8	6.0	13-10	5-5	0-1	W1
Missouri	20-15	4-8	6.0	10-8	3-5	7-2	L1
Tennessee	19-14	3-9	7.0	10-6	5-5	4-3	W1

West

Team	W-L	W-L	GB	Home	Away	Neutral	Streak
Miss. State	24-9-1	8-4	-	18-6	5-3	1-0-1	W3
Texas A&M	26-7	7-5	1.0	21-1	5-6	0-0	W4
Alabama	20-13	6-6	2.0	12-4	5-7	3-2	W2
LSU	22-11	6-6	2.0	17-7	4-4	1-0	W1
Ole Miss	25-8	6-6	2.0	17-4	6-3	3-0	L1
Arkansas	21-12	4-8	4.0	16-5	1-7	4-0	W1
Auburn	15-18	3-9	5.0	12-9	2-6	1-3	L3

Vanderbilt Offense in the SEC

Batting Average

Team: .290, 9th

Ind:

On-Base Percentage

Team: .394, 6th

Ind: .472, Ethan Paul, 7th - .468, Bryan Reynolds, T-8th

Runs

Team: 261, 1st

Ind: 39, Jeren Kendall, 4th - 38, Bryan Reynolds, 5th

Hits

Team: 327, 8th

Ind: 47, Jeren Kendall, T-9th

RBI

Team: 234, 3rd

Ind: 37, Jeren Kendall, 6th - 35, Bryan Reynolds, 7th

Doubles

Team: 62, 8th

Ind: 10, Bryan Reynolds, T-8th

Triples

Team: 14, T-2nd

Ind: 2, Reynolds, Jones, Kendall, Campbell, T-14th

Home Runs

Team: 24, T-6th

Ind: 8, Bryan Reynolds, T-1st - 6, Jeren Kendall, T-7th

Walks

Team: 171, 2nd

Ind: 37, Will Toffey, 1st - 30, Bryan Reynolds, 2nd

Strikeouts

Team: 294, 1st

Ind: 34, Bryan Reynolds, T-5th - 33, Jeren Kendall, T-10th

Stolen Bases

Team: 51, T-3rd

Ind: 18, Jeren Kendall, 2nd

Caught Stealing

Team: 23, 1st

Ind: 6, Jeren Kendall, T-1st - 4, Bryan Reynolds, T-7th

Vanderbilt Pitching in the SEC

ERA

Team: 3.15, 5th

Ind: 1.99, Kyle Wright, 4th

Opposing Batting Average

Team: .224, 3rd

Ind: .223, Jordan Sheffield, 11th

Innings Pitched

Team: 300.0, 6th

Ind: 46.2, Jordan Sheffield, 15th

Strikeouts

Team: 345, 2nd

Ind: 63, Jordan Sheffield, T-3rd

Wins

Team: 26, T-3rd

Ind: 5, Patrick Raby - T-7th - 4, Kyle Wright, T-13th

Losses

Team: 7, T-11th

Ind:

Saves

Team: 13, T-1st

Ind: 6, Ben Bowden, T-3rd - 3, Hayden Stone, T-12th

Hits

Team: 246, 1st

Ind: 31, Ben Bowden, 5th - 38, Kyle Wright, T-14th

Runs

Team: 127, 5th

Ind: 13, Kyle Wright, T-5th - 15, Ben Bowden, T-11th

Earned Runs

Team: 105, 5th

Ind: 9, Kyle Wright, 2nd - 13, Ben Bowden, T-13th

Walks

Team: 116, 8th

Ind: 8, Ben Bowden, T-3rd

Home Runs

Team: 8, 1st

Ind: 0, Kyle Wright, T-1st