



VANDERBILT COMMODORES GAME NOTES

Vanderbilt Athletic Communications ★ 2601 Jess Neely Dr. Nashville, TN 37212
Baseball Contact: Kyle Parkinson ★ Phone: 615.343.0020 ★ Email: kyle.parkinson@vanderbilt.edu
vucommodores.com ★ twitter: @vandybaseball

COMMODORES AT-A-GLANCE

Game #62 Tournament #6

Streak.....	L1
Home.....	24-8
Road.....	13-7
Neutral.....	5-4
Day.....	22-13
Night.....	19-6
vs. RH starters.....	30-11
vs. LH starters.....	12-8
Extra-Innings.....	5-2
Doubleheaders.....	5-1
Shutouts.....	11-1
One-Run Games.....	9-7
Three+ Run Games.....	28-8
Series W-L-T.....	10-3-0
Series Sweeps.....	4-0
On Artificial Turf.....	25-9
On Natural Grass.....	17-10
Scoring First.....	33-9
Opp. Scores First.....	9-10
Scoring 3+ runs.....	39-10
Opp. Scores 3+ runs.....	18-18
Hitting at least 1 HR.....	27-7
Hitting no HR.....	15-11
Making at least 1 error.....	26-10
Making no errors.....	16-9
Leading after 6 inn.....	30-3
Trailing after 6 inn.....	5-14
Tied after 6 inn.....	7-2
Leading after 7 inn.....	34-2
Trailing after 7 inn.....	3-15
Tied after 7 inn.....	5-2
Leading after 8 inn.....	37-3
Trailing after 8 inn.....	2-15
Tied after 8 inn.....	3-1
vs. Top 5 Teams.....	2-0
vs. Top 10 Teams.....	2-5
vs. Top 25 Teams.....	3-0
In the State of Tenn.....	25-9
vs. Out-of-State Opp.....	36-15
On Weekdays.....	12-3
On Weekends.....	30-16

COMMODORES BROADCAST

Joe Fisher calls the action on
WNSR 560 AM / 95.9 FM
beginning 15-minutes prior to
first pitch.

Lipscomb Bisons (39-18) vs. #8 Vanderbilt Commodores (42-19)

Friday, May 29 ★ 7 p.m. [ESPN3]

Saturday, May 30 ★ Indiana/Radford ★ TBA

VANDERBILT RE-VU

The Commodores dropped the SEC Championship game 7-3 to Florida on Sunday. Vanderbilt advanced to their eighth SEC Tournament championship game under Tim Corbin with a 12-3 win over Texas A&M Saturday. Jeren Kendall had two hits and three RBI in the win. The Commodores rolled over Alabama 16-1 in seven innings on Friday. Vandy matched season-bests with 16 runs on 19 hits in Philip Pfeifer's complete game win. Vanderbilt dropped a 6-1 game to Texas A&M on Thursday. Carson Fulmer took the loss allowing a career-high six runs over five innings. The Commodores opened the SEC Tournament with a comeback 7-6 win over Missouri on Wednesday. Rhett Wiseman's walk-off homer was the season-best fourth HR of the game for VU.

ON THE BUMP

Friday, May 29

RHP Carson Fulmer (11-2, 1.97) vs. RHP Ian Martinez-McGraw (7-3, 2.50)

Saturday, May 30

TBA vs. TBA

10 STRAIGHT NCAA TOURNAMENTS

Vanderbilt enters the NCAA Tournament for the 10th straight year and 11th time under head coach Tim Corbin in his 13th season at the Commodores' helm. Hawkins Field hosts Regionals for the fourth time in five years as the Commodores begin defense of the team's 2014 national title at home against Lipscomb on Friday. Last year the Commodores swept through the Nashville Regional with wins over Xavier and Oregon twice before taking two-of-three at The Hawk vs. Stanford to return to Omaha for the second time in program history (2011). Vandy beat Louisville, UC Irvine and Texas in the College World Series to advance to the championship series, beating Virginia twice to win the Vanderbilt's first-ever men's national championship. Vanderbilt is 42-29 in 13 previous trips to the NCAA Tournament.

HOME SWEET HAWK

Hawkins Field hosts NCAA Regionals for the fourth time in five years where the Commodores have been very good this season going 24-8. SEC Pitcher of the Year Carson Fulmer has been nearly unhittable at home going 6-0 in seven starts with a 0.72 ERA and two complete games. The right-hander has 73 strikeouts over 50 innings allowing only four earned runs. The Vandy pitching staff has been solid as a whole with a 2.58 team ERA at home, allowing opponents to hit just .203 and score just over three runs per game. The VU offense has scored over seven runs per game at home with a .298 team average led by Rhett Wiseman's .356 average.

LEAVING THE YARD

Vanderbilt continued to leave the yard last week at the SEC Tournament hitting a tournament-best eight home runs, led by Dansby Swanson's four. The Commodores have hit 57 home runs entering the NCAA Tournament, 35 more than last season's total and six shy of the last two seasons combined total of 63 (41 in 2013). The team's 57 long balls are the most in the BBCOR era, passing 2011's CWS team's 51 homers. Dansby Swanson, Rhett Wiseman and Zander Wiel all have 10-plus homers to lead the team, marking the first time since 2010 the Commodores have had three players with at least 10 home runs (Aaron Westlake, Steven Liddle, Curt Casali). Hawkins Field has seen 31 Vandy homers leave the yard this season.

SWANSON, THREE FRESHMEN EARN SEC HONORS

Dansby Swanson earned second team All-SEC honors from the league's coaches as a shortstop giving him back-to-back All-SEC honors at two different positions. The junior was a first team All-SEC second baseman last season. This season Swanson led the Commodores in average (.347), runs (60), doubles (19) and triples (6) during the regular season. Jeren Kendall, Will Toffey and Kyle Wright all picked up Freshman All-SEC accolades. Toffey led VU in hitting in league games with a .348 average.

COMMODORE NOTES


2011 - 54 wins

2012
35 wins

2013 - 54 wins

2014 - 51 wins

Since 2011, the Vanderbilt has three 50-win seasons with the rest of the SEC combining for four 50-win seasons.



Since Tim Corbin's arrival at Vanderbilt in 2003, no SEC school has sent more players into professional baseball with 77 Commodores being drafted by MLB teams.

Entering the 2015 season, the Commodores have more wins than any team in the SEC since 2011 with 194 victories.

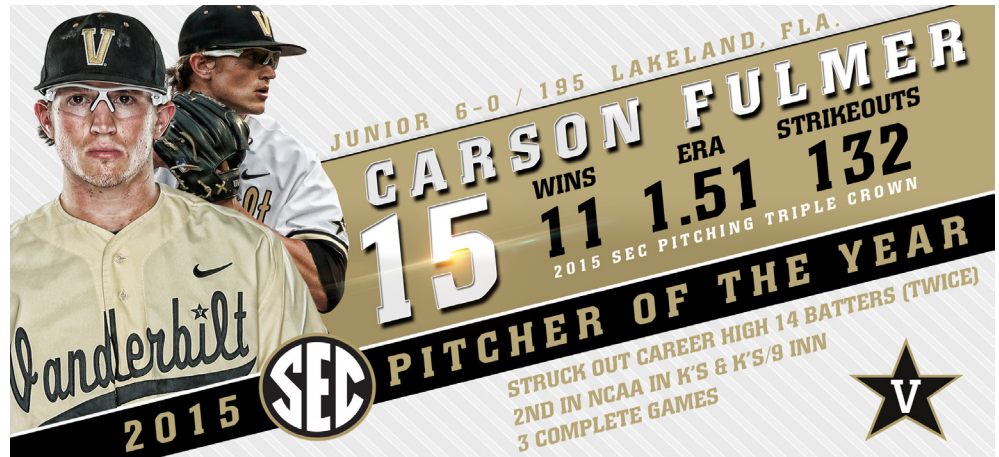
Vanderbilt - 194 wins

S. Carolina - 191 wins

LSU - 186 wins

Florida - 169 wins

Miss. St. - 168 wins



KING FULMER - SEC PITCHER OF THE YEAR

Carson Fulmer became just the fourth pitcher in SEC history to win the pitching triple crown on his way to being named the SEC Pitcher of the Year. Fulmer led the SEC in wins (11), strikeouts (132) and ERA (1.51) to earn the triple crown. The last player to win the crown was Tennessee's Luke Hochevar in 2005 joining Mississippi State's Ken Kurtz in 1979 and Frank Montgomery in 1962. Fulmer joins David Price (2007) and Grayson Garvin (2011) as the only Commodores to ever win SEC Pitcher of the Year. The junior moved into a tie with Sonny Gray for the third-most strikeouts in a single season at Vanderbilt with 132 with a career-best 14 last Thursday night. His 21 career wins are one shy of matching Price (2005-07), Mike Minor (2007-09) and Rick Rhodes (1971-72, 74-75) for eighth all-time at Vanderbilt.

CONSISTENT COMMODORES' STREAK ENDS

The Commodores' impressive streak came to an end April 14. Vanderbilt had not lost three straight games since early in the 2012 season when the team dropped five straight (March 16-23). Since that five-game losing streak the Doreas had played 216 games without losing three straight going 161-55 (.745). Among major league baseball's greatest teams only the 1902 National League champion Pittsburgh Pirates can match the Doreas streak. The Pirates had no three-game losing streaks during their 103-36 campaign. The 1906 Chicago Cubs' and 2001 Seattle Mariners' teams that won 116 games apiece had one losing streak of at least three games something the 1998 (four losing streaks of at least three games) and 1927 (three) world champion Yankees could not accomplish.

THE HOCKEY GUYS

Vanderbilt's roster is littered with multi-sport athletes but three freshmen on the team were standout hockey players prior to coming to West End. Tyler Green, Jeren Kendall and Will Toffey all had opportunities to play hockey past high school but chose the Black & Gold instead, including Toffey who turned down 2014 national champ Yale to attend VU.

VIVA LA DOMINICANA

The Commodores traveled to the Dominican Republic during Thanksgiving break last fall for a week of cultural emersion and baseball. The team played seven games against professional teams and spent time in a sugar cane village giving a clinic for the local children as well as doing community service. Vandy went 5-2 on the trip playing games against MLB Dominican Academy teams and two Dominican Winter League teams.

National Award Watch Lists

Player (Pos.)	Award
Walker Buehler (P)	Golden Spikes
Carson Fulmer (P)	Golden Spikes
Dansby Swanson (IF)	Golden Spikes
Zander Wiel (IF)	Golden Spikes
Hayden Stone (P)	NCWBA Stopper of the Year
Dansby Swanson (IF)	Brooks Wallace (Top SS)
Carson Fulmer (P)	National Pitcher of the Year

Commodore Weekly Winners

Player (Pos.)	Honor	Date
Kyle Wright	TSWA Pitcher of the Week	2/24
Carson Fulmer	National Pitcher of the Week	3/2
Zander Wiel	co-SEC Player of the Week	3/2
Zander Wiel	TSWA Player of the Week	3/2
Rhett Wiseman	SEC Player of the Week	3/16
Rhett Wiseman	TSWA Player of the Week	3/17
Jordan Sheffield	TSWA Pitcher of the Week	3/17
Carson Fulmer	National Pitcher of the Week	3/30
Zander Wiel	SEC Player of the Week	3/30
Carson Fulmer	TSWA Pitcher of the Week	3/31
Kyle Wright	co-SEC Freshman of the Week	4/6
Carson Fulmer	National Pitcher of the Week	4/13
Zander Wiel	National Player of the Week	4/27
Zander Wiel	SEC Player of the Week	4/27
Philip Pfeifer	National Pitcher of the Week	4/27
Jeren Kendall	SEC Freshman of the Week	4/27
Zander Wiel	TSWA Pitcher of the Week	4/28
Carson Fulmer	co-SEC Pitcher of the Week	5/11
Carson Fulmer	TSWA Pitcher of the Week	5/13
Carson Fulmer	SEC Pitcher of the Week	5/17

COMMODORE NOTES

KEY PIECES, EXPERIENCE BACK FOR DORES

An experienced roster takes the field for the Commodores this season with 17 returning lettermen on the 33-man roster. Vanderbilt returns a majority of the core of the national championship team from a year ago led by All-Americans Walker Buehler, Carson Fulmer, Bryan Reynolds, Hayden Stone and Dansby Swanson. Reynolds and Swanson led the team in hitting in 2014 with the 2015 roster bringing back 65% (426/655) of the team's hits from last season. The Dore were one of the leading teams in the country in doubles and return 105 of the team's 145 from last year (72.4%) along with 69 of the team's 120 stolen bases (80%) in 2014. On the mound, the trio of Buehler, Fulmer and Stone lead the way for a pitching staff that returns 60.2% (383/636) of the team's strikeouts, 60.7% (31/51) of the team's wins and 341.2 innings.

COMMODORES PICKED TO WIN SEC

The coaches of the Southeastern Conference picked the Commodores to win the league in 2015 with 11 of the league's coaches picking Vanderbilt. Florida (2) and LSU (1) each received votes to claim the SEC title. The predicted order of finish in the SEC East: Vanderbilt, Florida, South Carolina, Tennessee, Georgia, Kentucky and Missouri. In the West division, LSU was picked to be the top team followed by Alabama, Texas A&M, Arkansas, Mississippi State, Ole Miss and Auburn.

CHAMPIONS' TOUR

Vanderbilt's national championship team was honored at multiple places in Nashville during the offseason. The team was recognized at a Tennessee Titans' game with Coach Corbin serving as the honorary 12th Titan. Vandy was also recognized at the Nashville Sounds, Nashville Predators and by the metro city council with a city resolution. CWS Most Outstanding Player Dansby Swanson was honored in his hometown of Marietta, Ga. with his own day and a key to the city.

SEC NETWORK BRINGS NEW ERA

The SEC Network brings a new era to college baseball with over 450 games on the family of ESPN networks. For the Commodores, 35 games will air on SEC Network+ including 26 Vanderbilt home games. The Dore will also be featured on ESPNU, ESPN2 and the SEC Network's linear channel a total of 12 times during the regular season. Kevin Ingram and former Commodore Andrew Harris are slated to call the action along with Max Herz for Vanderbilt's SEC Network+ games this year.

Commodores In The Pros

Player (Years at VU) Team

MLB

Pedro Alvarez (06-08)	Pittsburgh
Mike Baxter (04-05)	Chicago (NL)
Ryan Flaherty (06-08)	Baltimore
Sonny Gray (09-11)	Oakland
Mike Minor (07-09)	Atlanta
David Price (05-07)	Detroit
Antoan Richardson (04-05)	Texas

AAA

Matt Buschmann (03-06)	Durham (TB)
Curt Casali (08-11)	Durham (TB)
Nick Christiani (06-09)	Louisville (CIN)
Caleb Cotham (08-09)	Scranton/WB (NYY)
Drew Hayes (08-10)	Louisville (CIN)
Taylor Hill (08-11)	Syracuse (WAS)
Drew VerHagen (2012)	Toledo (DET)

AA

Will Clinard (09-12)	Erie (DET)
Jason Esposito (09-11)	Bowie (BAL)
Grayson Garvin (09-11)	Montgomery (TB)
Conrad Gregor (11-13)	Corpus Christi (HOU)
Connor Harrell (10-13)	Erie (DET)
Tony Kemp (11-13)	Corpus Christi (HOU)
Mark Lamm (08-11)	Mississippi (ATL)
Sam Selman (10-12)	Northwest Arkansas (KC)
Mike Yastrzemski (10-13)	Bowie (BAL)

A


Tyler Beede (12-14)	San Jose (SF)
Vince Conde (12-14)	Charleston (NYY)
Brian Miller (12-14)	Bowling Green (TB)
Jared Miller (12-14)	Kane County (ARI)
Spencer Navin (11-13)	Great Lakes (LAD)
John Norwood (12-14)	Greensboro (MIA)
Adam Ravenelle (12-14)	West Michigan (DET)
Casey Weathers (2006-07)	Lynchburg (CLE)
Corey Williams (10-11)	Fort Myers (MIN)
Kevin Ziemek (11-13)	Lakeland (DET)

Extended Spring Training

Chris Harvey (12-14)	Pittsburgh
----------------------	------------



HEAD COACH TIM CORBIN



Head Coach Tim Corbin is in his 13th season at the helm of the Vanderbilt baseball program. During his tenure Corbin has turned the Commodores into a national power and taken the program to unprecedented success leading Vanderbilt to the top of college baseball in 2014 with the school's first-ever men's national championship in the Dores' second trip to the College World Series in four seasons.

Corbin's overall record of 516-250 (.674) is second all-time in terms of wins at Vanderbilt, and first in terms of winning percentage for coaches with 100 games or more. In his career as a head coach Corbin is 622-388 (.616).

Vanderbilt finished off the school's second-ever national championship with a dramatic 3-2 victory over Virginia in the finals of the College World Series to cap a 51-21 season in 2014. The 51-win season marked the third time in the last four seasons Corbin had led the Dores to at least 50 wins as the Vandy skipper was named the consensus National Coach of

the Year. Corbin's Commodores rose to the occasion in the postseason sweeping through the Nashville Regional with wins over Xavier and Oregon before taking down Stanford in three games of the Super Regional to advance to Vanderbilt's second College World Series in school history. Hawkins Field hosted NCAA Regionals and Super Regionals for the third time in four years. Once in Omaha, Corbin continued to push the Commodores with wins over rival Louisville in the first round and comeback win over UC Irvine. VU reached the championship series with a dramatic, walk-off win over Texas on Tyler Campbell's bases loaded, infield single. The team sealed the national title in the third game thanks to an eighth inning, solo homer from John Norwood and clutch pitching from Adam Ravenelle over the final two frames. The final victory in Omaha gave the Dores a 10-3 record in the NCAA Tournament.

Corbin reached two more milestones during the regular season with his 500th victory at Vanderbilt, a 5-1 victory at Missouri on May 3, 2014, and his 600th career victory with a win at Arkansas on April 19, 2014.

For the second time in his career Corbin was named the SEC Coach of the Year by the league's coaches after the Commodores posted one of the best seasons in school history in 2013. The Commodores matched the school record with a 54-12 mark and smashed the Southeastern Conference record, finishing the conference slate an amazing 26-3. Vanderbilt won every series during the regular season, including nine series sweeps. The squad outscored opponents by an average of 8.2-3.9 runs per game with the pitching staff turning in a sub 3.00 ERA for the second time in three seasons. Five Commodores earned All-American honors led by first team All-Americans Tony Kemp and Tyler Beede. Kemp became just the second Commodore in history to be named SEC Player of the Year and just the third in league history to win both Freshman of the Year and Player of the Year awards in his career. Over the summer, Beede pitched for Team USA to become the 12th Vanderbilt player to don the Stars & Stripes.

The Commodores' SEC regular season championship was the team's second in three years and third under Corbin. For the fourth time in five years the Dores played in the SEC Championship game and made their eighth straight appearance in the NCAA Tournament hosting Regionals for the third time in school history and Super Regionals for the second time.

The 2012 Vanderbilt Commodores overcame a slow start to the season to post the team's seventh straight trip to the postseason. The Dores finished the season as one of the hottest teams in the nation winning four of the last four SEC series of the regular season, including series victories over No. 3 Kentucky and at No. 4 LSU. Vanderbilt rolled into the SEC Tournament having won 12 of the last 15 regular season games. Corbin guided the Commodores to the championship game for the sixth time in nine trips, losing to a red-hot Mississippi State team in the final. Vanderbilt made the NCAA Tournament with a trip to the Raleigh Regional finishing runner-up to host NC State to end the season 35-28.

For the second consecutive season (2011-12) the Commodores' freshman class was tabbed as the nation's best by Baseball America, becoming the first school in the poll's 13-year history to post back-to-back top classes. Vanderbilt's 2012 freshman class was the unanimous top class, also picking up the honor from Collegiate Baseball. Since Corbin's arrival in 2003, Vanderbilt has earned three top-ranked recruiting classes (2005) and is the only school in the nation to have more than two top classes.

In 2012, one of Corbin's prize pupils, David Price, was named the American League Cy Young Award winner. Price was the top overall pick by Tampa Bay in 2007 after a stellar career at Vanderbilt. The southpaw went 20-5 with a 2.56 ERA and 205 strikeouts over 211 innings for the Rays to become the first Commodore to win the Cy Young.

The Commodores' magical run to Omaha saw several school records equaled or passed. VU won 54 games to match the school record set in 2007 and set the SEC record with 12 players selected in the Major League Baseball draft. Hawkins Field hosted the NCAA Regional round for just the second time in history and Super Regionals for the first time with the Dores sweeping through both rounds en route to the College World Series. Individual awards supplemented the team's success with Grayson Garvin earning SEC Pitcher of the Year and Tony Kemp picking up SEC Freshman of the Year honors. Garvin became the second VU pitcher to earn the prestigious league award joining David Price, while Kemp is the second Commodore to be named the league's freshman of the year along with Pedro Alvarez. All four awards have come under Corbin's watch. Sonny Gray, Jason Esposito, Aaron Westlake and Garvin all garnered All-American honors with Kevin Zimek, T.J. Pecoraro, Conrad Gregor and Kemp being named Freshmen All-American.

The 2010 Commodores racked up the second-most wins in school history finishing the year with a 46-20 mark, eventually falling at Florida State in the third game of the Super Regional. In order to get to Florida State the team advanced out of the Louisville regional, a place that saw the Dores' 2009 season end. During the regular season, Corbin led the Commodores to a 16-12 mark, good enough for third in the Southeastern Conference East division behind Florida and eventual national champion South Carolina.

The 2008 draft saw eight Commodores selected, highlighted by Pedro Alvarez who was taken with the second overall pick by the Pittsburgh Pirates. Vanderbilt became the first school in draft history to have the first overall pick (David Price in 2007) and second overall pick in consecutive drafts.

In 2007, Corbin guided the Commodores to their best season ever, finishing with a school record 54 wins. The team also achieved a No. 1 national ranking for the first time in school history and held that honor for 13-of-15 weeks during the regular season.

The Vanderbilt baseball team also swept through the Southeastern Conference, winning both the regular season and tournament crown for the first time ever and it marked the first time an SEC team had done it since 1996. The team lost only one conference series the entire season against SEC West Division winner Arkansas in Fayetteville and avenged the series loss by defeating the Razorbacks in the SEC tournament title game.

The conference recognized Corbin for the work he had done, naming him SEC Coach of the Year. Corbin also picked up Co-National Coach of the Year honors from College Baseball Insider and regional Coach of the Year honors by the American Baseball Coaches Association.

The Commodores hosted their first-ever NCAA regional as the No. 1 National Seed and arrived as a power in college baseball. Corbin's success and methods of running the Vanderbilt program has earned him respect among the college and international baseball communities. In the summer of 2006 he managed the USA Baseball National Team to a 28-2-1 record that culminated with a gold medal finish at the FISU (International University Sports Federation) World University Championship in Havana, Cuba. The .919 winning percentage set a new national team high and it garnered special recognition by the United States Olympic Committee.

In 2006, he led a youthful Commodore squad to a 38-27 record and sixth-place finish in the rugged Southeastern Conference. The team was the youngest team in the league, with seven everyday starters being freshmen or sophomores. For the second time in three seasons, Corbin guided the team to the SEC Tournament Championship game and the young squad also gained valuable NCAA experience after advancing to the championship round of the Atlanta Regional. The 2006 team posted impressive series wins over College World Series participant Georgia, Super Regional participants South Carolina and Ole Miss, and took series on the road against Florida and LSU. The team handed LSU its worst conference loss at home in school history in the process.

In 2004, Corbin not only directed the Commodores to their first NCAA Tournament appearance in 24 years, he guided them to their first-ever Super Regional as they swept through the Charlottesville Regional with victories over George Mason, Princeton and host Virginia. In the Super Regional, they fell to the eventual national runner-up, Texas, but still carved out a piece of history as the first team in NCAA baseball history to make it that far one year after having finished with a sub-.500 record. Along the way Vanderbilt racked up 45 wins, was the only team to rank among the SEC's top five in earned run average (first), batting average (fourth) and fielding percentage (first) and finished with a .703 winning percentage, which was third-best in the highly competitive conference, which sent nine schools to the NCAA Tournament. The Commodores' school-record .978 fielding percentage was second in the nation, and their 30 error-free games were 11 more than the previous season.

His first Vanderbilt team in 2003 finished 27-28 overall and 14-16 in the SEC, good enough for second in the Eastern Division. It earned a conference tournament berth with a season-ending sweep of Tennessee capped by a dramatic ninth-inning rally in the series finale. The overall and conference victory totals were the most by a first-year Vanderbilt coach and were made more impressive by the fact that the Commodores were 12-5 in one-run games. That squad set then school records for fielding percentage (.972), fewest errors in a season (60), most saves in a season (15) and fewest walks allowed in a season (168). The team notched series victories over nationally-ranked conference foes LSU, Auburn and Florida, each among the top 15 at the time. Plus, on May 6, 2003, Vanderbilt recorded the first perfect game in school history, which was a collective effort. Four different pitchers contributed to the 4-0 victory over Western Kentucky.

Corbin, along with his coaching staff, are a tireless group that saw their recruiting efforts pay in 2005, 2011 and 2012 as their recruiting class was labeled the nation's best by Baseball America. Professional baseball has also taken notice of the program with eight Commodores being selected in the first round since 2003.

Before Corbin was hired as the 21st coach in program history, Vanderbilt had not earned a spot in the conference tournament in a decade but made the post-season tournament in 2004. During the 2004 regular season, Vanderbilt swept a series against Mississippi State for the first time. It was one of three conference whitewashes and one of five series wins in all. His efforts earned him the 2004 Vanderbilt Coach of the Year award and a nomination for the Nashville Sports Council's Sports Person of the Year. Plus, a school-record five players were named to the SEC All-Tournament team, five players were drafted on the first day and seven VU players in all were chosen in the Major League Baseball Draft, topped by No. 6 overall pick, pitcher Jeremy Sowers.

Corbin came to Vanderbilt following nine seasons as an assistant coach at baseball power Clemson. During his time there (1994-2002), the Tigers had more victories than all but four programs.

Prior to his tenure at Clemson, Corbin was head coach at Presbyterian College for six seasons beginning in 1988. There he restarted a baseball program that had been dormant for several years.

The Tim Corbin File

Personal

Full Name: Timothy Carter Corbin
Born: August 5, 1961 in Wolfeboro, N.H.
Hometown: Wolfeboro, N.H.
Family: Wife: Maggie Daughters: Molly and Hannah

Education

College: Ohio Wesleyan
Degrees: Master of Arts in Athletic Administration, 1986
..... Bachelor of Arts in Physical Education, 1984

Coaching Experience

2003-Present Vanderbilt Head Coach
2001-02 Clemson Associate Head Coach
1998-2001 Clemson Assistant Head Coach
1994-98 Clemson Assistant Coach
1988-93 Presbyterian College Head Coach
1987 Wofford Assistant Coach
1985-86 Ohio State Graduate Assistant Coach

NATIONAL RANKINGS

D1Baseball.com (Week 15)	Baseball America (Week 15)	USA Today (Week 15)	Collegiate Baseball (Week 15)	NCBWA (Week 15)	Perfect Game (Week 15)
1. LSU 46-9	1. LSU 48-10	1. LSU 48-10	1. Louisiana St. 48-10	1. LSU 48-10	1. Louisiana State
2. UCLA 42-14	2. UCLA 42-14	2. UCLA 42-14	2. UCLA 42-14	2. UCLA 42-14	2. Florida
3. Florida 44-16	3. Florida 44-16	3. Florida 44-26	3. Illinois 47-8-1	3. Florida 44-16	3. Illinois
4. Louisville 43-16	4. Illinois 47-8	4. TCU 43-11	4. Texas Christian 43-11	4. Illinois 47-8-1	4. UCLA
5. Illinois 47-8-1	5. <i>Vanderbilt</i> 42-19	5. Illinois 47-8-1	5. Louisville 43-16	5. TCU 43-11	5. Louisville
6. Texas A&M 45-11	6. Missouri State 45-10	6. Texas A&M 45-11	6. Miami, Fla. 44-14	6. Texas A&M 45-11	6. Miami
7. Miami 44-14	7. TCU 43-11	7. Louisville 43-16	7. Florida 44-16	7. Louisville 43-16	7. Texas A&M
8. <i>Vanderbilt</i> 42-19	8. Texas A&M 45-11	8. Miami (Fla.) 44-14	8. <i>Vanderbilt</i> 42-19	8. Miami (Fla.) 44-14	8. TCU
9. Missouri State 45-10	9. Louisville 43-16	9. <i>Vanderbilt</i> 42-19	9. Texas A&M 45-11	9. <i>Vanderbilt</i> 42-19	9. Missouri State
10. TCU 43-11	10. Florida State 41-19	10. Florida State 41-19	10. Florida St. 41-19	10. Missouri State 45-10	10. Florida State
11. Oklahoma St. 37-18	11. Oklahoma State 37-18	11. Missouri State 45-10	11. Missouri St. 45-10	11. Oklahoma St. 37-18	11. <i>Vanderbilt</i>
12. Florida State 41-19	12. Miami 44-14	12. Oklahoma State 37-18	12. Oregon St. 38-16-1	12. Florida State 41-19	12. Oregon State
13. Dallas Baptist 43-13	13. Houston 42-18	13. UC Santa Barbara 40-15-1	13. Cal. St. Fullerton 34-22	13. UC Santa Barbara 40-15-1	13. Dallas Baptist
14. Houston 42-18	14. Dallas Baptist 43-13	14. Dallas Baptist 43-13	14. UC Santa Barbara 40-15-1	14. Dallas Baptist 43-13	14. Oklahoma State
15. Coll. of Charleston 43-13	15. USC 37-19	15. Houston 42-18	15. Oklahoma St. 37-18	15. Coll. of Charleston 43-13	15. Houston
16. USC 37-19	16. UC Santa Barbara 40-15	16. Coll. of Charleston 43-13	16. California 34-19	16. Houston 42-18	16. Southern California
17. Oregon State 38-16-1	17. Oregon State 38-16	17. USC 37-19	17. USC 37-19	17. USC 37-19	17. Radford
18. Radford 43-14	18. Coll. of Charleston 43-13	18. Oregon State 38-16	18. Arizona St. 34-21	18. Oregon State 38-16-1	18. Cal State Fullerton
19. Cal State Fullerton 34-22	19. Arizona State 34-21	19. Arizona State 34-21	19. Houston 42-18	19. Rice 35-20	19. College of Charleston
20. Arkansas 35-22	20. Arkansas 35-22	20. Rice 35-20	20. Iowa 39-16	20. Florida Atlantic 40-17	20. UC Santa Barbara
21. UC Santa Barbara 40-15-1	21. Cal State Fullerton 34-22	21. Florida Atlantic 40-17	21. St. John's 39-14	21. Arizona State 34-21	21. Iowa
22. Arizona State 34-21	22. Radford 43-14	22. Radford 43-14	22. Radford 43-14	22. Arkansas 35-22	22. Arizona State
23. East Carolina 40-20	23. East Carolina 40-20	23. Iowa 39-16	23. Notre Dame 36-21	23. Radford 43-14	23. Arkansas
24. NC State 34-21	24. Iowa 39-16	24. Arkansas 35-22	24. Dallas Baptist 43-13	24. Iowa 39-16	24. Oral Roberts
25. Rice 35-20	25. California 34-19	25. East Carolina 40-20	25. Coll. of Charleston 43-13	25. Coastal Carolina 38-19	25. East Carolina
			26. Rice 35-20	26. Oregon 37-23	
			27. Florida Atlantic 40-17	27. California 34-19	
			28. Clemson 32-27	28. East Carolina 40-20	
			29. Arkansas 35-22	29. Cal State Fullerton 34-22	
			30. Texas 30-25	30. Virginia 34-22	

Commodores Week-by-Week in the Polls

	D1Baseball.com	Baseball America	USA Today Coaches	Collegiate Baseball	NCBWA	Perfect Game
Preseason	1	1	1	1	1	1
Week 1 - 2/16	1	1	1	2	3	1
Week 2 - 2/23	1	1	1	4	5	1
Week 3 - 3/2	1	1	4	4	5	1
Week 5 - 3/9	5	5	5	7	6	5
Week 6 - 3/16	4	4	5	5	4	4
Week 7 - 3/23	2	2	3	3	2	4
Week 8 - 3/30	1	1	3	3	1	4
Week 9 - 4/7	1	1	2	2	1	3
Week 10 - 4/14	7	5	4	7	5	9
Week 11 - 4/21	13	8	9	14	9	13
Week 12 - 4/28	10	6	6	9	7	11
Week 13 - 5/4	9	6	8	11	9	12
Week 14 - 5/11	10	7	10	10	11	14
Week 15 - 5/18	9	7	9	7	10	12
Week 16 - 5/25	8	5	9	8	9	11
Final						

HITTERS NOTES

PROJECTED LINEUP

C 25 Karl Ellison - Sophomore

GP-GS: 36-35 AVG: .227 HR: 2 RBI: 13
Has caught 8 of the team's 11 shutouts. 3 hits 5/24 matched total from previous 9 games (3-for-29). Hit his first 2 career home runs in 3-game span, including grand slam 3/29. Career-best 3 hits 3/7.

1B 43 Zander Wiel - RS-Junior

GP-GS: 61-60 AVG: .320 HR: 12 RBI: 57
26-for-77 (.338) with 6 homers, 19 runs and 20 RBI over last 20 games. Named SEC Player of the week for 3rd time 4/27 after driving in 8 runs and hitting .467. Career-best 4 hits 3/29.

2B 2 Tyler Campbell - Junior

GP-GS: 52-50 AVG: .234 HR: 1 RBI: 23
5-for-25 (.200) over last 9 games. Hit his first career HR with a solo shot 5/15.

3B 10 Will Toffey - Freshman

GP-GS: 60-56 AVG: .307 HR: 4 RBI: 40
34-for-88 (.386) with 24 RBI and 15 runs scored over last 33 games. 4-for-16 with 3 RBI, 4 runs over last 4 games. Named to Freshman All-SEC, SEC All-Tournament teams.

SS 7 Dansby Swanson - Junior

GP-GS: 60-60 AVG: .350 HR: 13 RBI: 58
15-for-41 (.378) with 11 extra-base hits and 15 RBI during 10-game hitting streak. Second team All-SEC SS, All-Tournament team. Hit career-best 2 HRs 5/9 & 5/20. Preseason All-American and Most Outstanding Player from last year's CWS.

LF 3 Jeren Kendall - Freshman

GP-GS: 49-45 AVG: .288 HR: 5 RBI: 30
23-for-77 (.299) with 11 extra-base hits and 17 RBI since return from injury. Named to the Freshman All-SEC, SEC All-Tournament teams.

CF 20 Bryan Reynolds - Sophomore

GP-GS: 61-60 AVG: .292 HR: 4 RBI: 39
6-for-15 (.400) with 4 runs over last 4 games. 3 hits 5/22 matched total from previous 10 games (3-for-39 .077). SEC All-Tournament Team. Preseason All-American, set VU freshman record with 24 doubles.

RF 8 Rhett Wiseman - Junior

GP-GS: 60-60 AVG: .300 HR: 13 RBI: 41
4-for-19 (.211) with 3 RBI and 4 runs scored over last 5 games. Hit walk-off HR to beat MIZ 5/20. Hit 2 HRs and drove in a career-best 4 runs at UK 5/1.

DH 1 Ro Coleman - Sophomore

GP-GS: 56-43 AVG: .289 HR: 1 RBI: 24
13-for-42 (.310) with 9 runs scored over last 10 games. Knocked in a career-high 4 runs at UK 5/1.

COMMODORES LINEUP

Starts by position

C: Ellison 35, Delay 26
1B: Wiel 58, Green 3
2B: Campbell 50, Murfee 9, Rogers 2
3B: Toffey 56, Murfee 5
SS: Swanson 60, Sabino 1
LF: Reynolds 23, Kendall 22, Rogers 13, Coleman 3
CF: Reynolds 37, Kendall 22, Rogers 2
RF: Wiseman 60, Kendall 1
DH: Coleman 40, Fulmer 6, Kilichowski 4, Wright 3, Buehler 2, Sabino 2, Murfee 2, Wiel 2

Batting Order

1st: Coleman 40, Reynolds 11, Swanson 5, Murfee 2, Kendall 1, Sabino 1, Campbell 1
2nd: Wiseman 57, Coleman 2, Swanson 1, Reynolds 1
3rd: Swanson 54, Reynolds 4, Wiseman 2
4th: Wiel 58, Reynolds 2, Toffey 1
5th: Reynolds 37, Toffey 16, Murfee 6, Wiel 1, Wiseman 1
6th: Toffey 37, Reynolds 4, Rogers 3, Murfee 3, Kendall 2, Campbell 2, Kilichowski 2, Buehler 2, Fulmer 1, Wiel 1, Sabino 1, Green 1
7th: Campbell 18, Kendall 16, Ellison 10, Rogers 6, Fulmer 4, Delay 3, Wright 2, Murfee 2
8th: Ellison 20, Kendall 12, Delay 11, Rogers 6, Campbell 5, Murfee 3, Kilichowski 1, Coleman 1, Sabino 1, Green 1
9th: Campbell 24, Kendall 14, Delay 12, Ellison 5, Rogers 2, Green 1, Wright 1, Kilichowski 1, Fulmer 1

PLAYER NOTES

5 Jason Delay

GP-GS: 34-26 AVG: .284 HR: 1 RBI: 18
9-for-36 (.250) over last 10 games with 5 RBI and 6 runs scored. Hit his first career HR 3/31.

6 Drake Parker

GP-GS: 8-0 AVG: .200 HR: 0 RBI: 0
First career hit 3/3, infield single.

11 Liam Sabino

GP-GS: 16-3 AVG: .208 HR: 0 RBI: 3
First career start at SS 4/28.

16 Penn Murfee

GP-GS: 27-16 AVG: .250 HR: 1 RBI: 11
2-for-13 with RBI and run scored over last 5 games.

18 Nolan Rogers

GP-GS: 41-17 AVG: .257 HR: 0 RBI: 6
5-for-9 (.556) as a pinch hitter this season.

19 Joey Mundy

GP-GS: 7-0 AVG: .333 HR: 0 RBI: 0
2 singles in 6 at-bats.

33 Tristan Chari

GP-GS: 6-0 AVG: .500 HR: 0 RBI: 2
Two-run single in first career at-bat 2/24.

36 Aubrey McCarty

GP-GS: 5-0 AVG: .200 HR: 0 RBI: 0
Picked up first collegiate hit 2/27.

39 Kyle Smith

GP-GS: 13-0 AVG: .000 HR: 0 RBI: 0
Solid summer in Hamptons Collegiate League.

44 Kyle Wright

GP-GS: 3-3 AVG: .000 HR: 0 RBI: 0
Talented two-way player from Alabama.

55 Tyler Green

GP-GS: 15-3 AVG: .263 HR: 0 RBI: 0
Singled in 2nd career start at LOU 5/12.

HITTERS HI/LO

MULTI-HIT GAMES

2-HITS: Wiel 20, Swanson 18, Toffey 18, Reynolds 14, Wiseman 11, Campbell 10, Coleman 9, Kendall 7, Delay 7, Ellison 6, Murfee 2, Green 1, Rogers 1

3-HITS: Wiseman 6, Reynolds 6, Swanson 5, Coleman 4, Wiel 3, Murfee 2, Ellison 2, Kendall 1, Campbell 1, Sabino 1, Delay 1

4-HITS: Wiseman 2, Swanson 1, Kendall 1, Wiel 1, Coleman 1, Toffey 1

5-HITS:

MULTI-RBI GAMES

2-RBI: Swanson 11, Wiel 7, Kendall 7, Reynolds 6, Wiseman 6, Coleman 5, Toffey 4, Delay 3, Chari 1, Rogers 1, Campbell 1, Ellison 1

3-RBI: Swanson 4, Reynolds 3, Wiseman 3, Wiel 2, Campbell 2, Toffey 2, Delay 1, Murfee 1, Ellison 1, Kendall 1

4-RBI: Wiel 4, Swanson 1, Kendall 1, Ellison 1, Toffey 1, Campbell 1, Wiseman 1, Coleman 1

5-RBI: Wiel 1

HOME RUNS

SOLO: Swanson 8, Wiel 7, Wiseman 6, Reynolds 3, Kendall 2, Murfee 1, Coleman 1, Delay 1, Toffey 1, Campbell 1

2-R: Swanson 4, Wiseman 3, Kendall 3, Wiel 2, Toffey 2, Ellison 1

3-R: Swanson 1, Toffey 1, Wiseman 1

GS: Wiel 3, Ellison 1

MULTI-HR: Swanson 2, Wiseman 1

INDIVIDUAL BATTERS GAME BESTS

MOST AT-BATS

VU: *7, Four Tied, 4/10 vs. OM
OPP: 7, Sikes Orvis, 4/10 vs. OM

MOST HITS

VU: *4, Will Toffey, 5/1 at UK
OPP: 4, Jared Walsh, 4/4 at UGA

MOST RUNS

VU: *4, Will Toffey, 5/1 at UK
OPP: 3, Bobby Wernes, 3/14 vs. ARK G1

MOST RBI

VU: 5, Zander Wiel, 2/25 vs. WKU
OPP: 4, Colby Bortles, 4/10 vs. OM

MOST HOME RUNS

VU: *2, Dansby Swanson, 5/20 vs. MIZ
OPP: 2, Blake Allemand, 5/21 vs. TAMU

MOST WALKS

VU: 3, Rhett Wiseman, 3/3 vs. UE
OPP: *4, Buddy Reed, 5/8 vs. UF

MOST STRIKEOUTS

VU: *3, Wiseman, Kendall, 5/20 vs. MIZ
OPP: *4, Madison Stokes, 4/16 at SC

* occurred multiple times, last listed

PITCHERS NOTES

PROBABLE STARTERS

RHP 15 Carson Fulmer - Junior

G-GS: 15-15 W-L: 11-2 ERA: 1.97 IP: 100.2 BB: 38 K: 136

Last Start: 5/21 vs. TAMU, L, 5.0 IP, 6 H, 6R/6ER, 1 BB, 4 K

Took the loss after allowing career-high six runs over five innings vs. Texas A&M. Named SEC Pitcher of the Year becoming just the fourth pitch in SEC history to win the pitching triple crown, leading the league in wins, ERA and strikeouts. Became the first VU pitcher since Sonny Gray vs. Brown in 2011 to strikeout at least 14 with no walks in a complete game vs. Ole Miss. Tabbed the No. 2 prospect on Team USA last summer after starring for Vandy going 7-1 with a 1.98 ERA, lowest ERA at VU since 1973, and 10 saves.

LHP Philip Pfeifer - RS-Junior

G-GS: 23-5 W-L: 4-4 ERA: 4.06 IP: 71.0 BB: 36 K: 91

Last Start: 5/22 vs. ALA, W, 7.0 IP, 4 H, 1R/1ER, 1 BB, 9 K

Tossed a seven-inning complete game vs. Alabama allowing one run on four hits in his first career complete game. Struck out a career-best 13 in his first start of the season against Missouri over seven innings. Leads Vandy with 18 relief appearances and five saves going 2-2 with a 3.27 ERA over 44 innings out of the bullpen.

RHP 13 Walker Buehler - Junior

G-GS: 13-13 W-L: 3-2 ERA: 3.18 IP: 73.2 BB: 24 K: 74

Last Start: 5/23 vs. TAMU, ND, 4.0 IP, 6 H, 3R/3ER, 2 BB, 2 K

Gave up three runs over four innings in SEC Tournament no decision vs. Texas A&M. Led Vanderbilt with 12 wins as a sophomore and his 111 strikeouts last season are tops among returners. Named the top prospect in the Cape Cod League and made one appearance for Team USA during summer.

PITCHING BREAKDOWN

	W-L-S	ERA	IP	H	R	ER	BB-I	SO
Starters	25-10	3.06	323.2	288	136	110	135-2	338
Relievers	17-9-10	3.12	234.0	155	92	81	127-1	260

RELIEVER NOTES

Pitcher	Last Relief App.	IP	H	R	ER	BB	SO	HR	R/S	-----Season Totals-----		
										RI/S	SV	Ret./1BF (BB)
Joey Abraham	4/14 vs. BEL	1.0	2	0	0	0	1	0	0/0	2/2	0	1/5 (1)
Ben Bowden	5/24 vs. UF	2.1	4	2	2	1	4	0	0/0	18/5	2	12/21 (2)
Tyler Ferguson	5/8 vs. UF	2.0	0	0	0	2	1	0	3/1	8/5	0	5/11 (4)
Ryan Johnson	5/20 vs. MIZ	3.0+	6	4	4	0	2	0	1/0	14/3	0	4/9 (3)
John Kilichowski	W, 5/23 vs. TAMU	5.0	0	0	0	0	5	0	0/0	1/0	2	3/3 (0)
Aubrey McCarty	5/22 vs. TAMU	2.0	0	0	0	0	2	0	0/0	0/0	0	5/5 (0)
Philip Pfeifer	4/18 at SC	1.2	0	0	0	0	3	0	2/0	15/2	5	8/18 (5)
Matt Ruppenthal	4/14 vs. BEL	1.0	1	1	1	0	1	0	0/0	2/0	0	6/8 (1)
Jordan Sheffield	5/24 vs. UF	1.1	3	1	1	2	1	0	1/1	14/3	0	11/14 (2)
Collin Snider	5/21 vs. TAMU	2.0	1	0	0	2	4	0	0/0	9/3	0	9/13 (1)
Brendan Spagnuolo	2/24 vs. UTM	2.0	6	2	2	0	4	0	0/0	0/0	0	1/1 (0)
Hayden Stone	L, 2/21 vs. ISU	0.2	3	3	3	2	2	0	2/1	2/1	0	0/2 (2)
Kyle Wright	5/24 vs. UF	3.2	1	0	0	1	3	0	2/0	15/4	1	18/20 (0)
TEAM TOTALS										95/26 (27%)	10	82/120 (21)

CATCHERS LOG

	TEAM W-L	CS/SBA	PB	ERA
Chari	0-0	0/0 (0%)	0	2.25 (3ER/12.0IC)
Delay	16-10	5/18 (28%)	6	3.24 (83ER/230.2IC)
Ellison	26-9	10/24 (42%)	5	3.00 (105ER/315.0IC)
TEAM	42-19	20/47 (43%)	11	3.08 (191ER/557.2IC)

PITCHERS HI/LO

STARTERS LOG

	TEAM W-L	QS	RS
Fulmer	13-2	9	6.9
Kilichowski	3-7	2	3.8
Ferguson	3-0	0	7.0
Wright	3-0	1	9.3
Stone	1-0	0	16.0
Johnson	4-1	2	6.2
Buehler	7-6	6	6.5
Sheffield	5-1	3	6.5
Pfeifer	3-2	2	8.6

INDIVIDUAL PITCHERS GAME BESTS

MOST INNINGS PITCHED, STARTER

VU: *9.0, Carson Fulmer, 5/14 at ALA

OPP: *9.0, Matt Kent, 5/21 vs. TAMU

MOST INNINGS PITCHED, RELIEVER

VU: 6.0, Philip Pfeifer, 4/10 vs. OM

OPP: 6.0, Scott Weathersby, 4/10 vs. OM

MOST WALKS

VU: *6, Jordan Sheffield, 4/5 at UGA

OPP: 6, Jared Walsh, 4/5 at UGA

MOST STRIKEOUTS

VU: *14, Carson Fulmer, 5/14 at ALA

OPP: *12, A.J. Puk, 5/8 vs. UF

MOST HBP

VU: *2, Walker Buehler, 5/9 vs. UF

OPP: 3, Dominic Taccolini, 3/14 vs. ARK G2

FEWEST HITS, CG

VU: *2, Carson Fulmer, 5/14 at ALA

OPP: 4, Matt Kent, 5/21 vs. TAMU

FEWEST WALKS, CG

VU: 0, Carson Fulmer, 4/9 vs. OM

OPP: *1, Matt Kent, 5/21 vs. TAMU

* occurred multiple times, last listed

MISCELLANEOUS STATS

Commodores

TEAM

Opponents

15, 3/14 vs. ARK G2	Most Runners LOB	16, 3/29 vs. UT
4, 4/11 vs. OM	Double Plays Turned	3, 2/20 vs. ISU
3, six times, last 5/9 vs. UF	Most Errors Committed	4, three times, last 5/9 vs. UF
15, twice, last 5/22 vs. ALA	Largest Margin of Victory	7, 2/21 vs. ISU
16, four times, last 5/22 vs. ALA	Most Runs, Game	11, 5/2 at UK
10 (6th), 2/27 vs. ILS	Most Runs, Inning	7 (6th), 2/21 vs. ISU
4, 5/20 vs. MIZ	Most Home Runs, Game	3, 5/21 vs. TAMU
2 (5th), three times, last 4/24 vs. MIZ	Most Home Runs, Inning	2 (2nd), three times, last 5/21 vs. TAMU
19, twice, last 5/22 vs. ALA	Most Hits, Game	14, twice, last 5/24 vs. UF
9 (6th), 2/27 vs. ILS	Most Hits, Inning	6 (7th), 2/21 vs. ISU
3, 3/15 vs. ARK	Fewest Hits, Game	1, 3/11 vs. QUI
6, 2/27 vs. ILS	Most Stolen Bases, Game	4, 5/20 vs. MIZ
9, four times, last 4/5 at UGA	Most Walks Drawn, Game	12, three times, last 3/3 vs. UE
1, twice, last 4/24 vs. MIZ	Fewest Walks Drawn, Game	0, three times, last 5/12 at LOU
19, 4/10 vs. OM	Most Strikeouts (Hitters), Game	22, 4/10 vs. OM
3, twice, last 5/12 at LOU	Fewest Strikeouts (Hitters), Game	3, twice, last 4/5 at UGA
Longest Game, Innings	16, 4/10 vs. OM	
Longest Game, Time (9 inn.): 4:08, 3/1 vs. ILS	Seven-Inning Game:	Extra-inning Game: 5:29, 4/10 vs. OM
Shortest Game, Time (9 inn.): 2:26, 4/9 vs. OM	Seven-Inning Game:	Extra-inning Game: 4:03, twice, 3/21 at AUB
Largest Home Crowd	3,626 (sellout), six times - 5/9 vs. UF	
Largest Road Crowd	8,242 - 4/17 at SC	
Longest Winning Streak	8, 2/22-3/6	
Longest Losing Streak	3, 4/10-14	
Consecutive Errorless Games	5, 4/17-25	

Runs by Inning

Road			Home			Neutral		
VU	INN.	OPP	VU	INN.	OPP	VU	INN.	OPP
15	1	8	31	1	10	6	1	7
11	2	9	15	2	19	4	2	7
11	3	12	42	3	10	3	3	4
10	4	8	13	4	17	10	4	2
9	5	12	34	5	4	11	5	7
15	6	18	39	6	6	9	6	9
24	7	6	25	7	10	2	7	0
20	8	7	21	8	14	3	8	0
7	9	4	6	9	14	2	9	1
1	X	0	3	X	3	1	X	0
124 TOTAL	84		229 TOTAL	107		51 TOTAL	37	

Comeback Wins

Date/Opp.	Score	Final
2/14 SCU G2	5-2 (4)	7-6 (10)
2/20 ISU	2-0 (4)	3-2
2/25 WKU	6-1 (4)	10-6
3/1 ILS	10-0 (4)	16-10
3/3 UE	8-7 (M9)	9-8 (12)
3/14 ARK G1	7-3 (M9)	8-7 (12)
3/21 @AU G1	2-0 (2)	10-5
3/24 @MTSU	6-2 (5)	12-7
4/4 @UGA	3-0 (3)	11-7
4/5 @UGA	2-1 (6)	4-2
5/1 @UK	3-2 (3)	13-3
5/3 @UK	3-1 (2)	7-3
5/14 @ALA	1-0 (5)	2-1
5/20 MIZ	6-2 (6)	7-6 (10)

Commodores Record when they score:

Runs	0	1	2	3	4	5	6	7	8	9	10+
W-L	0-1	1-4	2-4	2-2	3-2	3-4	5-1	4-1	2-0	7-0	13-0

Commodores Record when opponent scores:

Runs	0	1	2	3	4	5	6	7	8	9	10+
W-L	11-0	5-1	8-0	6-3	0-2	3-2	3-4	4-3	1-1	0-2	1-1

Record by Months

	Home	Road	Total
February	6-1	0-0	8-2
March	11-1	4-2	15-4
April	6-4	4-3	10-7
May	1-2	5-2	9-6

Record by Days

Mon.	Tues.	Wed.	Thurs.	Fri.	Sat.	Sun.
0-0	8-3	4-0	4-1	10-4	9-9	7-2

Blown Leads

Date/Opp.	Score	Final
2/14 SCU G1	6-5 (8)	7-6
2/21 ISU	1-0 (4)	8-1
3/28 UT	3-0 (2)	9-5
4/10 OM	5-1 (8)	6-5 (16)
4/11 OM	4-3 (6)	5-4
4/14 BEL	2-1 (5)	3-2
4/18 @SC	2-0 (5)	3-2
5/2 @UK	1-0 (1)	11-5
5/8 UF	1-0 (1)	7-3
5/9 UF	7-4 (7)	9-7 (10)

LAST TIME IT HAPPENED...

A Vanderbilt Team...

Won 10 or more consecutive games.....	4/20-5/16/13 (14)
Lost five or more consecutive games.....	3/16-23/12 (5)
Scored 20 or more runs in a game21 vs. Niagara, 2/21/10
Scored 10+ Runs in an Inning.....	10 vs. Illinois State, 2/27
Did Not Strikeout.....	vs. Tennessee-Martin, 2/23/05
Hit consecutive home runs.....	Karl Ellison, Jeren Kendall at Middle Tennessee St., 3/25
Had a triple steal.....	Xavier Turner (home), Jack Lupo (3rd), Tony Kemp (2nd) vs. Lipscomb, 3/26/13
Shut out consecutive opponents.....	vs. Evansville (13-0), 2/27/13
.....	vs. Illinois-Chicago (9-0), 3/1/13
Shut out the opponent.....	vs. Florida (2-0), 5/7
Was shut out by the opponent at home	vs. Georgia Tech (5-0), 6/2/13
Was shut out by the opponent on the road	at Alabama (1-0), 5/16
Was shut out in two consecutive games.....	vs. Kentucky (14-0) (4-0), 4/23/76
Swept a conference doubleheader.....	at Auburn, 3/21
Was swept in a conference doubleheader.....	vs. Tennessee, 4/25/10
Swept a conference series at home.....	vs. Missouri, 4/24-26
Was swept in a conference series at home	vs. Tennessee, 5/14-16/09
Swept a conference series (Three-games) on the road	at Georgia, 4/3-5
Was swept in a conference series on the road	at Florida, 3/16-18/12
Lost a conference series at home.....	vs. Florida, 5/7-9
Lost a conference series on the road.....	at South Carolina, 4/16-18

A Vanderbilt Player...

Hit two home runs in a game	Dansby Swanson vs. Missouri, 5/20
Hit three home runs in a game.....	Aaron Westlake vs. Oregon State, 6/11/11
Hit a grand slam	Zander Wiel vs. Missouri, 4/25
Walk-Off Home Run	Rhett Wiseman vs. Missouri, 5/20
Hit for the cycle.....	Clinton Johnston vs. Kentucky, 4/28/96
Had seven or more RBI in a game.....	Dominic de la Osa (7) vs. Georgia, 4/16/06
.....	Karl Nonemaker (7) vs. Kentucky, 5/12/02
Had five or more hits in a game	Tony Kemp (5) at Belmont, 2/19/13
Had two hits in an Inning.....	Bryan Reynolds (1B,2B) vs. Alabama, 5/22
Had 10 or more total bases in a game	Zander Wiel (10) at Georgia (G2), 4/20/13
Stole three or more bases in a game	Jeren Kendall (3) vs. Florida, 5/9
Stole Home.....	Nolan Rogers vs. Illinois State, 3/1
Had a 10-game hit streak	Dansby Swanson (10), 5/9-24
Had a 15-game hit streak	Bryan Reynolds (16), 3/10-4/3
Had a 20-game hit streak	Xavier Turner (27), 3/4-4/22/14
Had a 25-game hit streak	Xavier Turner (27), 3/4-4/22/14
Had 10 or more strikeouts in a game	Carson Fulmer (14) at Alabama, 5/14
Had 15 or more strikeouts in a game	Kevin Ziomek (15) vs. Illinois-Chicago, 3/1/13
Pitched a complete game	Carson Fulmer at Alabama, 5/14
Pitched a seven-inning complete game.....	Philip Pfeifer vs. Alabama, 5/22
Pitched a nine-inning, complete game shutout	Carson Fulmer vs. Florida, 5/7
Pitched a seven-inning, complete game shutout	Nick Christiani vs. Belmont, 5/5/09
Pitched a combined shutout	Ryan Johnson (8.0), Kyle Wright (1.0) vs. MTSU, 4/21
Pitched a no-hitter	Jensen Lewis, Nick Pilkington, John Scott, Matt Buschmann at Western Ky., 5/6/03
Pitched a perfect game.....	Jensen Lewis, Nick Pilkington, John Scott, Matt Buschmann at Western Ky., 5/6/03



VANDERBILT
BASEBALL

2015 ROSTER

No.	Name	Pos.	B/T	HT	WT	CL/EXP.	Hometown (High School/Previous School)
1	Ro Coleman	IF	S/R	5-5	150	So./1L	Chicago, Ill. (Simeon HS)
2	Tyler Campbell	IF	R/R	5-11	170	Jr./2L	Portland, Ore. (Oswego HS)
3	Jeren Kendall	OF	L/R	5-11	180	Fr./HS	Holmen, Wisc. (Holmen HS)
5	Jason Delay	C	R/R	6-0	200	So./1L	Johns Creek, Ga. (Northview HS)
6	Drake Parker	OF	L/L	5-6	165	Fr./RS	Union City, Tenn. (Union City HS)
7	Dansby Swanson	IF	R/R	6-1	190	Jr./2L	Marietta, Ga. (Marietta HS)
8	Rhett Wiseman	OF	L/R	6-1	205	Jr./2L	Mansfield, Mass. (Buckingham Browne & Nichols HS)
10	Will Toffey	IF	L/R	6-2	195	Fr./HS	Barnstable, Mass. (Salisbury School)
11	Liam Sabino	IF	R/R	6-1	185	Fr./HS	East Stroudsburg, Pa. (Blair Academy)
13	Walker Buehler	RHP	R/R	6-2	175	Jr./2L	Lexington, Ky. (Henry Clay HS)
15	Carson Fulmer	RHP	R/R	6-0	195	Jr./2L	Lakeland, Fla. (All Saints' Academy)
16	Penn Murfee	IF	R/R	6-2	190	Fr./RS	Nashville, Tenn. (Montgomery Bell Academy)
18	Nolan Rogers	IF	L/R	5-9	190	So./1L	Bloomington, Ind. (Bloomington HS)
19	Joey Mundy	IF	L/R	6-3	215	Fr./HS	Huntington, W. Va. (Huntington HS)
20	Bryan Reynolds	OF	S/R	6-2	210	So./1L	Brentwood, Tenn. (Brentwood HS)
21	John Kilichowski	LHP	L/L	6-5	210	So./1L	Tampa, Fla. (Jesuit HS)
22	Philip Pfeifer	LHP	L/L	6-0	195	R-Jr./2L	Knoxville, Tenn. (Farragut HS)
23	Joey Abraham	RHP	R/R	6-0	200	Fr./HS	Little Rock, Ark. (Central HS)
24	Jordan Sheffield	RHP	R/R	6-0	185	Fr./RS	Tulahoma, Tenn. (Tulahoma HS)
25	Karl Ellison	C	R/R	6-0	200	So./1L	Naples, Fla. (Barron Collier HS)
28	Matt Ruppenthal	RHP	R/R	6-4	230	Fr./HS	Bloomfield Hills, Mich. (Brother Rice HS)
31	Ryan Johnson	LHP	R/L	6-1	170	Fr./RS	Cedar Park, Texas (Cedar Park HS)
32	Hayden Stone	RHP	R/R	6-0	185	So./1L	Columbia, Tenn. (Columbia HS)
33	Tristan Chari	C	S/R	6-2	200	Fr./HS	Nashville, Tenn. (Montgomery Bell Academy)
34	Brendan Spagnuolo	RHP	R/R	6-2	190	Fr./HS	Massapequa, N.Y. (Chaminade HS)
35	Ben Bowden	LHP	L/L	6-4	225	So./1L	Lynn, Mass. (Lynn English HS)
36	Aubrey McCarty	IF/P	S/S	6-3	215	Fr./RS	Doerun, Ga. (Colquitt County HS)
39	Kyle Smith	OF/IF	R/R	6-4	220	Jr./2L	Old Hickory, Tenn. (Mt. Juliet HS)
40	Collin Snider	RHP	R/R	6-4	190	Fr./HS	Murfreesboro, Tenn. (Riverdale HS)
43	Zander Wiel	IF	R/R	6-3	225	R-Jr./2L	Murfreesboro, Tenn. (Blackman HS)
44	Kyle Wright	RHP/IF	R/R	6-4	200	Fr./HS	Huntsville, Ala. (Buckhorn HS)
45	Tyler Ferguson	RHP	R/R	6-4	225	Jr./2L	Fresno, Calif. (Clovis West HS)
55	Tyler Green	IF	R/R	6-6	230	Fr./RS	Williamsville, N.Y. (Williamsville North HS)

Head Coach: 4 Tim Corbin (Ohio Wesleyan, 1984) - 13th Season at Vanderbilt

Assistant Coaches: 26 Scott Brown (SUNY-Cortland, 1999); 50 Travis Jewett (Washington State, 1993)

Volunteer Coach: 12 David Macias (Vanderbilt, 2008)

Director of Sport Performance: Chris Ham (Illinois, 2005)

Athletic Trainer: Tracy Campbell (James Madison, 2008)

Director of Baseball Operations: Drew Fann (Vanderbilt, 2011)

Equipment Manager: Garrett Walker (Trevecca Nazarene, 2009)

Student Managers: Michael Portu, Josh Ruchotzke & Ben Sampson

Video Operations: Sam Wild

Pronunciation Chart

Ben Bowden <u>BO</u> -den
Tristan Chari <u>CHAR</u> -ee
Jeren Kendall <u>JAIR</u> -en
John Kilichowskikill-a- <u>CHOW</u> -ski
Joey Mundy -mun- <u>DEE</u>
Matt Ruppenthal <u>RUPE</u> -en-thal
Liam Sabinosa- <u>BEE</u> -no
Brendan Spagnuolo <u>SPAG</u> -new-o-lo
Zander Wielwheel

Alphabetical Roster

Joey Abraham 23	Carson Fulmer 15	Philip Pfeifer 22	Hayden Stone 32
Ben Bowden 35	Tyler Green 55	Bryan Reynolds 20	Dansby Swanson 7
Walker Buehler 13	Ryan Johnson 31	Nolan Rogers 18	Will Toffey 10
Tyler Campbell 2	Jeren Kendall 3	Matt Ruppenthal 28	Zander Wiel 43
Tristan Chari 33	John Kilichowski 21	Liam Sabino 11	Rhett Wiseman 8
Ro Coleman 1	Aubrey McCarty 36	Jordan Sheffield 24	Kyle Wright 44
Jason Delay 5	Joey Mundy 19	Kyle Smith 39	
Karl Ellison 25	Penn Murfee 16	Collin Snider 40	
Tyler Ferguson 45	Drake Parker 6	Brendan Spagnuolo 34	

2015 SCHEDULE

DATE	OPPONENT	W-L	WP	LP	SV	TIME	ATT.
FEBRUARY							
13	Santa Clara^	W 4-0	Fulmer (1-0)	Steffens (0-1)	Pfeifer (1)	2:44	2958
14	Santa Clara^	L 7-6	Karalus (1-1)	Stone (0-1)		3:45	
DH	Santa Clara^	W 6-5 (10)	Sheffield (1-0)	Karalus (1-1)		4:08	2754
20	Indiana State	W 3-2	Bowden (1-0)	Keaffaber (0-1)		3:04	
21	Indiana State	L 8-1	Degano (2-0)	Stone (0-2)		3:06	
22	Indiana State	W 6-0	Wright (1-0)	Kuhlman (0-2)		2:50	
24	UT Martin^	W 16-3	Stone (1-2)	Shaw (0-1)		2:59	2365
25	Western Kentucky^	W 10-6	Pfeifer (1-0)	Pearson (0-2)		3:11	2405
27	Illinois State^	W 16-1	Fulmer (2-0)	Headean (1-1)		3:30	2409
28	Illinois State	W 3-2	Kilichowski (1-0)	Hendren (1-1)	Pfeifer (2)	2:53	2502
MARCH							
1	Illinois State^	W 16-10	Bowden (2-0)	Heilenbach (0-1)		4:08	2758
3	Evansville^	W 9-8 (12)	Sheffield (2-0)	Gould (0-1)		4:03	2375
6	at UCLA	W 6-0	Fulmer (3-0)	Kaprielian (3-1)		3:15	2204
7	at USC	L 6-5	Huberman (3-1)	Bowden (2-1)		3:01	1401
8	TCU	L 4-2	Morrison (3-0)	Pfeifer (1-1)	Ferrell (5)	2:48	
10	Quinnipiac^	W 9-2	Sheffield (3-0)	Luciani (0-1)		2:54	2444
11	Quinnipiac^	W 8-0	Johnson (1-0)	Thomas (1-2)		3:05	2450
14	Arkansas*^	W 8-7 (12)	Bowden (3-1)	Stone (0-2)		4:54	
DH	Arkansas*^	W 9-1	Buehler (1-0)	Taccolini (3-2)	Kilichowski (1)	3:15	3040
15	Arkansas*^	W 1-0	Pfeifer (2-1)	Alberius (1-2)		2:32	3150
17	Tennessee Tech^	W 9-1	Johnson (2-0)	Gardner (0-1)		2:45	2813
20	at Auburn*^	L 6-4	Thompson (4-2)	Fulmer (3-1)	Lipscomb (1)	3:14	2869
21	at Auburn*^	W 10-5	Buehler (2-0)	Wingenter (1-2)	Pfeifer (3)	3:30	2766
DH	at Auburn*\$	W 7-6 (10)	Bowden (4-1)	Yarbrough (0-1)		4:03	2840
24	at MTSU	W 12-7	Wright (2-0)	Alton (3-1)		3:27	2620
27	Tennessee*^	W 9-0	Fulmer (4-1)	Marks (2-3)		2:57	3409
28	Tennessee*#	L 9-5	Serrano (2-3)	Pfeifer (2-2)		3:14	3626
29	Tennessee*#	W 14-3	Johnson (3-0)	Martin (1-1)		3:24	3626
31	Wofford^	W 6-0	Wright (3-0)	Lance (2-1)		2:50	2762
APRIL							
1	Wofford^	W 5-3	Kilichowski (2-0)	Accetta (1-2)	Bowden (1)	2:50	2942
3	at Georgia*^	W 9-7	Fulmer (5-1)	McLaughlin (3-2)	Pfeifer (4)	3:27	2551
4	at Georgia*^	W 11-7	Buehler (3-0)	Lawlor (3-4)		3:12	3162
5	at Georgia*#	W 4-2	Wright (4-0)	Tucker (0-1)	Pfeifer (5)	3:07	2157
7	Lipscomb^	L 3-1	Puckett (2-1)	Kilichowski (2-1)	Andros (1)	2:59	3060
9	Ole Miss*\$	W 6-0	FULMER (6-1)	Trent (5-3)		2:26	3111
10	Ole Miss*^	L 6-5 (16)	Weathersby (1-1)	Wright (4-1)		5:29	3540
11	Ole Miss*#	L 5-4	Stokes (1-3)	Ferguson (0-1)	Waguespack (1)	3:17	3626
14	Belmont^	L 3-2	McGrath (4-2)	Sheffield (3-1)	Kinney (1)	2:37	2886
16	at South Carolina*\$	W 12-0	Fulmer (7-1)	Fiori (3-1)		3:19	6905
17	at South Carolina*#	L 5-2	WYNKOOP (5-4)	Buehler (3-1)		2:54	7340
18	at South Carolina*+	L 3-2	Mincey (2-2)	Kilichowski (2-2)	Widener (9)	2:59	8242
21	MTSU^	W 4-0	Johnson (4-0)	Ring (4-2)		2:30	2987
24	Missouri*^	W 9-2	Fulmer (8-1)	McClain (5-5)		2:50	3348
25	Missouri*^	W 12-2	Pfeifer (3-2)	Houck (6-3)		2:45	3424
26	Missouri*^	W 5-2	Bowden (5-1)	Tribby (0-3)		2:37	3496
28	at Belmont	L 4-1	McGrath (6-3)	Kilichowski (2-3)	Kinney (5)	2:54	918
MAY							
1	at Kentucky*^	W 13-3	Fulmer (9-1)	Brown (4-5)		3:10	2655
2	at Kentucky*^	L 11-5	Beggs (7-2)	Pfeifer (3-3)		3:05	2512
3	at Kentucky*^	W 7-3	Sheffield (4-1)	Strecker (2-1)	Bowden (2)	3:27	3043
7	Florida*\$	W 2-0	FULMER (10-1)	Shore (6-5)		2:51	3626
8	Florida*^	L 7-3	Puk (7-3)	Pfeifer (3-4)		3:22	3626
9	Florida*#	L 9-7 (10)	Lewis (4-1)	Sheffield (4-2)		4:10	3626
12	at Louisville	W 5-2	Johnson (5-0)	McClure (1-1)	Kilichowski (2)	2:45	5042
14	at Alabama*^	W 2-1	FULMER (11-1)	Guilbeau (2-6)		2:35	2906
15	at Alabama*^	W 7-5	Sheffield (5-2)	Walters (4-4)	Wright (1)	3:28	3515
16	at Alabama*#	L 1-0	Carter (4-5)	Buehler (3-2)	Burrows (6)	3:32	3684
20	Missouri!^	W 7-6 (10)	Wright (5-1)	Williams (4-4)		3:22	5205
21	Texas A&M!^	L 6-1	KENT (7-1)	Fulmer (11-2)		2:42	
22	Alabama!^	W 16-1 (7)	PFEIFER (4-4)	Carter (4-6)		2:26	
23	Texas A&M!^	W 12-3	Kilichowski (3-3)	Vinson (4-2)		3:24	
24	Florida!+	L 7-3	Young (2-0)	Johnson (5-1)		3:43	7998
29	Lipscomb%^		Nashville, Tenn.		7 p.m.		

All times Central and subject to change * SEC Game ! SEC Tournament Game % NCAA Regional
 ^ Televised on SEC Network+ # Televised on SEC Network \$ Televised on ESPNU + Televised on ESPN2

THE SOUTHEASTERN CONFERENCE

SEC Standings - 5/25

	Overall	— SEC —					
East							
Team	W-L	W-L	GB	Home	Away	Neutral	Streak
%^Vanderbilt	42-19	20-10	-	24-8	13-7	4-4	L1
^Florida	44-16	19-11	1.0	28-6	11-8	5-2	W4
Missouri	30-28	15-15	5.0	13-14	7-11	10-3	L2
Kentucky	30-25	14-15	5.5	15-11	9-13	6-1	L1
South Carolina	32-25	13-17	7.0	25-11	6-13	1-1	L3
Tennessee	24-26	11-18	8.5	13-11	10-14	1-1	L1
Georgia	26-28	10-19	9.5	16-16	9-12	1-0	L2

West							
Team	W-L	W-L	GB	Home	Away	Neutral	Streak
#%^LSU	48-10	21-8	-	28-6	14-3	6-1	L1
^Texas A&M	45-11	18-10	2.5	30-6	10-4	5-1	L1
^Arkansas	35-22	17-12	4.0	21-11	12-6	2-5	L2
^Ole Miss	30-26	15-14	6.0	19-11	10-13	1-2	L1
^Auburn	35-24	13-17	8.5	25-11	8-11	2-2	L2
Alabama	32-28	12-18	9.5	18-15	11-10	3-3	L1
Miss. State	24-30	8-22	13.5	21-14	3-14	0-2	L6

SEC regular season champion % division champ ^ NCAA Tournament team

Vanderbilt Offense in the SEC

Batting Average

Team: .289, 5th

Ind: .350, Dansby Swanson, 12th

On-Base Percentage

Team: .381, 4th

Ind: .438, Dansby Swanson, 11th

Runs

Team: 404, 2nd

Ind: 67, Swanson, 1st - 59, Wiseman, 2nd - 51, Wiel, 7th

Hits

Team: 613, 2nd

Ind: 83, Dansby Swanson, 2nd

RBI

Team: 365, 3rd

Ind: 58, Swanson, 2nd - 57, Wiel, 3rd

Doubles

Team: 131, 2nd

Ind: 21, Swanson, 3rd - 17, Toffey, T-7th - 16, Wiel, T-10th

Triples

Team: 23, T-1st

Ind: 6, Swanson, T-2nd - 5, Kendall, T-5th 4, Wiseman, T-10th - 3, Reynolds, T-15th

Home Runs

Team: 57, 2nd

Ind: 13, Wiseman, Swanson, T-6th - 12, Wiel, T-9th

Walks

Team: 269, 1st

Ind: 38, Swanson, T-7th - 37, Wiseman, T-10th

Strikeouts

Team: 521, 1st

Ind: 61, Wiseman, 3rd - 60, Reynolds, 4th - 54, Toffey, 10th

Stolen Bases

Team: 90, 2nd

Ind:

Caught Stealing

Team: 32, 2nd

Ind: 5, Campbell, T-8th

Vanderbilt Pitching in the SEC

ERA

Team: 3.08, 2nd

Ind: 1.97, Fulmer, 2nd - 3.18, Buehler, 10th

Opposing Batting Average

Team: .220, 1st

Ind: .187, Fulmer, 2nd - .215, Pfeifer, 7th

Innings Pitched

Team: 557.2, 1st

Ind: 100.2, Carson Fulmer, T-3rd

Strikeouts

Team: 598, 1st

Ind: 136, Fulmer, 1st - 91, Pfeifer, T-4th

Wins

Team: 42, 4th

Ind: 11, Carson Fulmer, 1st

Losses

Team: 19, 11th

Ind:

Saves

Team: 10, 12th

Ind: 5, Philip Pfeifer, T-13th

Hits

Team: 443, 3rd

Ind: 57, Pfeifer, 6th - 67, Fulmer, T-14th

Runs

Team: 228, 4th

Ind: 28, Fulmer, T-6th - 31, Buehler, T-9th

Earned Runs

Team: 191, 3rd

Ind: 22, Fulmer, 4th - 26, Buehler, 10th

Walks

Team: 262, 14th

Ind:

Home Runs

Team: 30, T-7th

Ind: