



**VANDERBILT**  
BASEBALL

# VANDERBILT COMMODORES GAME NOTES

Vanderbilt Athletic Communications ★ 2601 Jess Neely Dr. Nashville, TN 37212  
Baseball Contact: Kyle Parkinson ★ Phone: 615.343.0020 ★ Email: kyle.parkinson@vanderbilt.edu  
vucommodores.com ★ twitter: @vandybaseball

## COMMODORES AT-A-GLANCE

Game #57      Tournament #1

Streak.....	L1
Home.....	24-8
Road.....	13-7
Neutral.....	2-2
Day.....	20-11
Night.....	19-6
vs. RH starters.....	27-10
vs. LH starters.....	12-7
Extra-Innings.....	4-2
Doubleheaders.....	5-1
Shutouts.....	11-1
One-Run Games.....	8-7
Three+ Run Games.....	26-6
Series W-L-T.....	10-3-0
Series Sweeps.....	4-0
On Artificial Turf.....	25-9
On Natural Grass.....	14-8
Scoring First.....	31-9
Opp. Scores First.....	8-8
Scoring 3+ runs.....	36-9
Opp. Scores 3+ runs.....	16-16
Hitting at least 1 HR.....	25-7
Hitting no HR.....	14-10
Making at least 1 error.....	24-9
Making no errors.....	15-8
Leading after 6 inn.....	28-3
Trailing after 6 inn.....	4-12
Tied after 6 inn.....	7-2
Leading after 7 inn.....	32-2
Trailing after 7 inn.....	2-13
Tied after 7 inn.....	5-2
Leading after 8 inn.....	35-3
Trailing after 8 inn.....	1-13
Tied after 8 inn.....	3-1
vs. Top 5 Teams.....	2-0
vs. Top 10 Teams.....	1-3
vs. Top 25 Teams.....	3-0
In the State of Tenn.....	25-9
vs. Out-of-State Opp.....	33-13
On Weekdays.....	11-3
On Weekends.....	28-14

## COMMODORES BROADCAST

Joe Fisher calls the action on  
WNSR 560 AM / 95.9 FM  
beginning 15-minutes prior to  
first pitch.

## #9 Vanderbilt Commodores (39-17, 20-10)

**Wednesday, May 20 ★ Missouri/South Carolina ★ TBA [SEC Network]**

**Thursday, May 21 ★ TBA ★ TBA [SEC Network]**

## VANDERBILT RE-VU

Vanderbilt enters the postseason after winning the SEC East division and capturing seven of the team's 10 league series. The Dorees are one game behind last season's team at this time. The Commodores were shut out for the first time this season on the last day of the regular season in a 1-0 loss at Alabama. Walker Buehler gave up one run over 6.2 innings to be the tough-luck loser. Vanderbilt held off Alabama to clinch the series and the SEC East with a 7-5 win Friday night. The Commodores used another complete game effort from Carson Fulmer in a 2-1 win at Alabama. The junior matched his career-best with 14 strikeouts in his third CG of the season.

## ON THE BUMP

*Wednesday, May 20*  
TBA vs. TBA

## HOOVER - TAKE TWO

Vanderbilt makes the team's second trip down Interstate 65 to Hoover in two weeks for the SEC Tournament. The Commodores played Alabama at The Met last weekend to wrap up the regular season. The Dorees enter the tournament as the No. 2 seed after winning the SEC East. Vandy went 1-2 at the tournament last season beating Tennessee before dropping games to LSU and Ole Miss to exit before the championship game for the first time since 2010. The Commodores went 7-5 against the teams in their side of the bracket dropping series to Ole Miss and South Carolina, sweeping Missouri and taking two-of-three at Alabama. Vandy did not play Texas A&M during the regular season. Vanderbilt is 30-15 under head coach Tim Corbin and last won the SEC Tournament in 2007.

## KING FULMER - SEC PITCHER OF THE YEAR

Carson Fulmer became just the fourth pitcher in SEC history to win the pitching triple crown on his way to being named the SEC Pitcher of the Year. Fulmer led the SEC in wins (11), strikeouts (132) and ERA (1.51) to earn the triple crown. The last player to win the crown was Tennessee's Luke Hochevar in 2005 joining Mississippi State's Ken Kurtz in 1979 and Frank Montgomery in 1962. Fulmer joins David Price (2007) and Grayson Garvin (2011) as the only Commodores to ever win SEC Pitcher of the Year. The junior moved into a tie with Sonny Gray for the third-most strikeouts in a single season at Vanderbilt with 132 with a career-best 14 last Thursday night. His 21 career wins are one shy of matching Price (2005-07), Mike Minor (2007-09) and Rick Rhodes (1971-72, 74-75) for eighth all-time at Vanderbilt.

## SWANSON, THREE FRESHMEN EARN SEC HONORS

Dansby Swanson earned second team All-SEC honors from the league's coaches as a shortstop giving him back-to-back All-SEC honors at two different positions. The junior was a first team All-SEC second baseman last season. This season Swanson led the Dorees in average (.347), runs (60), doubles (19) and triples (6) during the regular season. Swanson led the SEC in runs scored and was among the league leaders in average (14th), on-base percentage (10th), hits (7th), RBI (7th), doubles (3rd), triples (2nd), home runs (11th) and walks (10th). Jeren Kendall, Will Toffey and Kyle Wright all picked up Freshman All-SEC accolades. Toffey led VU in hitting in league games with a .348 average and enters the tournament with a 27-game hitting streak in SEC games.

## DORES DIG THE LONG BALL

Vanderbilt enters the postseason with 49 home runs on the year, up a remarkable 28 homers (233%) from last season's total at this time. The Commodores hit more home runs than any team in the SEC during league games with 33 round trippers, two more than Texas A&M. The increase in home runs has helped the Dorees offense score 365 runs through 56 games compared to 320 during the 2014 regular season. The Commodores are also hitting nine points higher as a team. The Vandy pitching staff has also taken advantage of the new ball, striking out 9.74 batters per nine innings to lead the nation during the regular season compared to 8.99 at this point last year.

# COMMODORE NOTES


**2011 - 54 wins**

**2012  
35 wins**

**2013 - 54 wins**

**2014 - 51 wins**

Since 2011, the Vanderbilt has three 50-win seasons with the rest of the SEC combining for four 50-win seasons.



Since Tim Corbin's arrival at Vanderbilt in 2003, no SEC school has sent more players into professional baseball with 77 Commodores being drafted by MLB teams.

Entering the 2015 season, the Commodores have more wins than any team in the SEC since 2011 with 194 victories.

**Vanderbilt - 194 wins**

**S. Carolina - 191 wins**

**LSU - 186 wins**

**Florida - 169 wins**

**Miss. St. - 168 wins**

## CONSISTENT COMMODORES' STREAK ENDS

The Commodores' impressive streak came to an end April 14. Vanderbilt had not lost three straight games since early in the 2012 season when the team dropped five straight (March 16-23). Since that five-game losing streak the Doreas had played 216 games without losing three straight going 161-55 (.745). Among major league baseball's greatest teams only the 1902 National League champion Pittsburgh Pirates can match the Doreas streak. The Pirates had no three-game losing streaks during their 103-36 campaign. The 1906 Chicago Cubs' and 2001 Seattle Mariners' teams that won 116 games apiece had one losing streak of at least three games something the 1998 (four losing streaks of at least three games) and 1927 (three) world champion Yankees could not accomplish.

## KEY PIECES, EXPERIENCE BACK FOR DORES

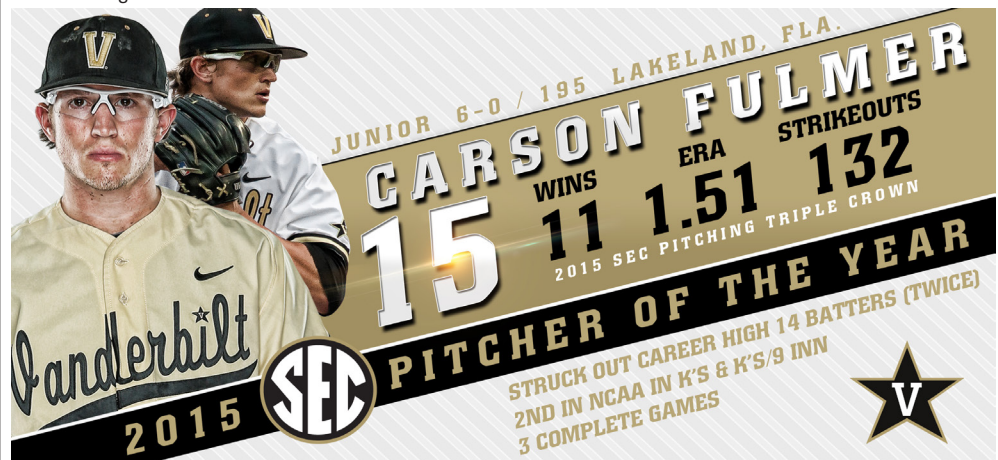
An experienced roster takes the field for the Commodores this season with 17 returning lettermen on the 33-man roster. Vanderbilt returns a majority of the core of the national championship team from a year ago led by All-Americans Walker Buehler, Carson Fulmer, Bryan Reynolds, Hayden Stone and Dansby Swanson. Reynolds and Swanson led the team in hitting in 2014 with the 2015 roster bringing back 65% (426/655) of the team's hits from last season. The Doreas were one of the leading teams in the country in doubles and return 105 of the team's 145 from last year (72.4%) along with 69 of the team's 120 stolen bases (80%) in 2014. On the mound, the trio of Buehler, Fulmer and Stone lead the way for a pitching staff that returns 60.2% (383/636) of the team's strikeouts, 60.7% (31/51) of the team's wins and 341.2 innings.

## THE HOCKEY GUYS

Vanderbilt's roster is littered with multi-sport athletes but three freshmen on the team were standout hockey players prior to coming to West End. Tyler Green, Jeren Kendall and Will Toffey all had opportunities to play hockey past high school but chose the Black & Gold instead, including Toffey who turned down 2014 national champ Yale to attend VU.

## VIVA LA DOMINICANA

The Commodores traveled to the Dominican Republic during Thanksgiving break last fall for a week of cultural emersion and baseball. The team played seven games against professional teams and spent time in a sugar cane village giving a clinic for the local children as well as doing community service. Vandy went 5-2 on the trip playing games against MLB Dominican Academy teams and two Dominican Winter League teams.



## National Award Watch Lists

Player (Pos.)	Award
Walker Buehler (P)	Golden Spikes
Carson Fulmer (P)	Golden Spikes
Dansby Swanson (IF)	Golden Spikes
Zander Wiel (IF)	Golden Spikes
Hayden Stone (P)	NCWBA Stopper of the Year
Dansby Swanson (IF)	Brooks Wallace (Top SS)
Carson Fulmer (P)	National Pitcher of the Year

## Commodore Weekly Winners

Player (Pos.)	Honor	Date
Kyle Wright	TSWA Pitcher of the Week	2/24
Carson Fulmer	National Pitcher of the Week	3/2
Zander Wiel	co-SEC Player of the Week	3/2
Zander Wiel	TSWA Player of the Week	3/2
Rhett Wiseman	SEC Player of the Week	3/16
Rhett Wiseman	TSWA Player of the Week	3/17
Jordan Sheffield	TSWA Player of the Week	3/17
Carson Fulmer	National Pitcher of the Week	3/30
Zander Wiel	SEC Player of the Week	3/30
Carson Fulmer	TSWA Pitcher of the Week	3/31
Kyle Wright	co-SEC Freshman of the Week	4/6
Carson Fulmer	National Pitcher of the Week	4/13
Zander Wiel	National Player of the Week	4/27
Zander Wiel	SEC Player of the Week	4/27
Philip Pfeifer	National Pitcher of the Week	4/27
Jeren Kendall	SEC Freshman of the Week	4/27
Zander Wiel	TSWA Player of the Week	4/28
Carson Fulmer	TSWA Pitcher of the Week	5/11
Carson Fulmer	TSWA Pitcher of the Week	5/13
Carson Fulmer	SEC Pitcher of the Week	5/17

# COMMODORE NOTES

## COMMODORES PICKED TO WIN SEC

The coaches of the Southeastern Conference picked the Commodores to win the league in 2015 with 11 of the league's coaches picking Vanderbilt. Florida (2) and LSU (1) each received votes to claim the SEC title. The predicted order of finish in the SEC East: Vanderbilt, Florida, South Carolina, Tennessee, Georgia, Kentucky and Missouri. In the West division, LSU was picked to be the top team followed by Alabama, Texas A&M, Arkansas, Mississippi State, Ole Miss and Auburn.

## CHAMPIONS' TOUR

Vanderbilt's national championship team was honored at multiple places in Nashville during the offseason. The team was recognized at a Tennessee Titans' game with Coach Corbin serving as the honorary 12th Titan. Vandy was also recognized at the Nashville Sounds, Nashville Predators and by the metro city council with a city resolution. CWS Most Outstanding Player Dansby Swanson was honored in his hometown of Marietta, Ga. with his own day and a key to the city.

## SEC NETWORK BRINGS NEW ERA

The SEC Network brings a new era to college baseball with over 450 games on the family of ESPN networks. For the Commodores, 35 games will air on SEC Network+ including 26 Vanderbilt home games. The Dorees will also be featured on ESPNU, ESPN2 and the SEC Network's linear channel a total of 12 times during the regular season. Kevin Ingram and former Commodore Andrew Harris are slated to call the action along with Max Herz for Vanderbilt's SEC Network+ games this year.

## DORES ON THE AIR MORE THAN EVER IN 2015

Vanderbilt's flagship station WNSR 560 AM/95.9 FM is set to broadcast 51 games in 2015, the most ever. Only five games of the team's regular season slate will not air on the radio with all five games coming in the first two weeks of the season (Feb. 15, 18, 21, 22 and 28). Once again Eric Jones will call the team's games until The Voice of the Commodores Joe Fisher concludes the Commodores' men's basketball season. Audio of all 56 games on the Dorees' schedule will be available on the team's Vanderbilt Game Day app and vucommoedores.com for free.

## Commodores In The Pros

*Player (Years at VU) Team*

### MLB

Pedro Alvarez (06-08)	Pittsburgh
Ryan Flaherty (06-08)	Baltimore
Sonny Gray (09-11)	Oakland
Mike Minor (07-09)	Atlanta
David Price (05-07)	Detroit
Antoan Richardson (04-05)	Texas

### AAA

Mike Baxter (04-05)	Iowa (CHC)
Matt Buschmann (03-06)	Durham (TB)
Curt Casali (08-11)	Durham (TB)
Nick Christiani (06-09)	Louisville (CIN)
Taylor Hill (08-11)	Syracuse (WAS)
Drew VerHagen (2012)	Toledo (DET)

### AA

Will Clinard (09-12)	Erie (DET)
Vince Conde (12-14)	Trenton (NYY)
Caleb Cotham (08-09)	Trenton (NYY)
Jason Esposito (09-11)	Bowie (BAL)
Grayson Garvin (09-11)	Montgomery (TB)
Conrad Gregor (11-13)	Corpus Christi (HOU)
Connor Harrell (10-13)	Erie (DET)
Drew Hayes (08-10)	Pensacola (CIN)
Tony Kemp (11-13)	Corpus Christi (HOU)
Mark Lamm (08-11)	Mississippi (ATL)
Sam Selman (10-12)	Northwest Arkansas (KC)
Casey Weathers (2006-07)	Lynchburg (CLE)
Mike Yastrzemski (10-13)	Bowie (BAL)

### A

Tyler Beede (12-14)	San Jose (SF)
Brian Miller (12-14)	Bowling Green (TB)
Jared Miller (12-14)	Kane County (ARI)
Spencer Navin (11-13)	Great Lakes (LAD)
John Norwood (12-14)	Greensboro (MIA)
Adam Ravenelle (12-14)	West Michigan (DET)
Corey Williams (10-11)	Fort Myers (MIN)
Kevin Ziomek (11-13)	Lakeland (DET)


## Extended Spring Training

Chris Harvey (12-14)	Pittsburgh
----------------------	------------





# HEAD COACH TIM CORBIN



Head Coach Tim Corbin is in his 13th season at the helm of the Vanderbilt baseball program. During his tenure Corbin has turned the Commodores into a national power and taken the program to unprecedented success leading Vanderbilt to the top of college baseball in 2014 with the school's first-ever men's national championship in the Dores' second trip to the College World Series in four seasons.

Corbin's overall record of 516-250 (.674) is second all-time in terms of wins at Vanderbilt, and first in terms of winning percentage for coaches with 100 games or more. In his career as a head coach Corbin is 622-388 (.616).

Vanderbilt finished off the school's second-ever national championship with a dramatic 3-2 victory over Virginia in the finals of the College World Series to cap a 51-21 season in 2014. The 51-win season marked the third time in the last four seasons Corbin had led the Dores to at least 50 wins as the Vandy skipper was named the consensus National Coach of

the Year. Corbin's Commodores rose to the occasion in the postseason sweeping through the Nashville Regional with wins over Xavier and Oregon before taking down Stanford in three games of the Super Regional to advance to Vanderbilt's second College World Series in school history. Hawkins Field hosted NCAA Regionals and Super Regionals for the third time in four years. Once in Omaha, Corbin continued to push the Commodores with wins over rival Louisville in the first round and comeback win over UC Irvine. VU reached the championship series with a dramatic, walk-off win over Texas on Tyler Campbell's bases loaded, infield single. The team sealed the national title in the third game thanks to an eighth inning, solo homer from John Norwood and clutch pitching from Adam Ravenelle over the final two frames. The final victory in Omaha gave the Dores a 10-3 record in the NCAA Tournament.

Corbin reached two more milestones during the regular season with his 500th victory at Vanderbilt, a 5-1 victory at Missouri on May 3, 2014, and his 600th career victory with a win at Arkansas on April 19, 2014.

For the second time in his career Corbin was named the SEC Coach of the Year by the league's coaches after the Commodores posted one of the best seasons in school history in 2013. The Commodores matched the school record with a 54-12 mark and smashed the Southeastern Conference record, finishing the conference slate an amazing 26-3. Vanderbilt won every series during the regular season, including nine series sweeps. The squad outscored opponents by an average of 8.2-3.9 runs per game with the pitching staff turning in a sub 3.00 ERA for the second time in three seasons. Five Commodores earned All-American honors led by first team All-Americans Tony Kemp and Tyler Beede. Kemp became just the second Commodore in history to be named SEC Player of the Year and just the third in league history to win both Freshman of the Year and Player of the Year awards in his career. Over the summer, Beede pitched for Team USA to become the 12th Vanderbilt player to don the Stars & Stripes.

The Commodores' SEC regular season championship was the team's second in three years and third under Corbin. For the fourth time in five years the Dores played in the SEC Championship game and made their eighth straight appearance in the NCAA Tournament hosting Regionals for the third time in school history and Super Regionals for the second time.

The 2012 Vanderbilt Commodores overcame a slow start to the season to post the team's seventh straight trip to the postseason. The Dores finished the season as one of the hottest teams in the nation winning four of the last four SEC series of the regular season, including series victories over No. 3 Kentucky and at No. 4 LSU. Vanderbilt rolled into the SEC Tournament having won 12 of the last 15 regular season games. Corbin guided the Commodores to the championship game for the sixth time in nine trips, losing to a red-hot Mississippi State team in the final. Vanderbilt made the NCAA Tournament with a trip to the Raleigh Regional finishing runner-up to host NC State to end the season 35-28.

For the second consecutive season (2011-12) the Commodores' freshman class was tabbed as the nation's best by Baseball America, becoming the first school in the poll's 13-year history to post back-to-back top classes. Vanderbilt's 2012 freshman class was the unanimous top class, also picking up the honor from Collegiate Baseball. Since Corbin's arrival in 2003, Vanderbilt has earned three top-ranked recruiting classes (2005) and is the only school in the nation to have more than two top classes.

In 2012, one of Corbin's prize pupils, David Price, was named the American League Cy Young Award winner. Price was the top overall pick by Tampa Bay in 2007 after a stellar career at Vanderbilt. The southpaw went 20-5 with a 2.56 ERA and 205 strikeouts over 211 innings for the Rays to become the first Commodore to win the Cy Young.

The Commodores' magical run to Omaha saw several school records equaled or passed. VU won 54 games to match the school record set in 2007 and set the SEC record with 12 players selected in the Major League Baseball draft. Hawkins Field hosted the NCAA Regional round for just the second time in history and Super Regionals for the first time with the Dores sweeping through both rounds en route to the College World Series. Individual awards supplemented the team's success with Grayson Garvin earning SEC Pitcher of the Year and Tony Kemp picking up SEC Freshman of the Year honors. Garvin became the second VU pitcher to earn the prestigious league award joining David Price, while Kemp is the second Commodore to be named the league's freshman of the year along with Pedro Alvarez. All four awards have come under Corbin's watch. Sonny Gray, Jason Esposito, Aaron Westlake and Garvin all garnered All-American honors with Kevin Zimek, T.J. Pecoraro, Conrad Gregor and Kemp being named Freshmen All-American.

The 2010 Commodores racked up the second-most wins in school history finishing the year with a 46-20 mark, eventually falling at Florida State in the third game of the Super Regional. In order to get to Florida State the team advanced out of the Louisville regional, a place that saw the Dores' 2009 season end. During the regular season, Corbin led the Commodores to a 16-12 mark, good enough for third in the Southeastern Conference East division behind Florida and eventual national champion South Carolina.

The 2008 draft saw eight Commodores selected, highlighted by Pedro Alvarez who was taken with the second overall pick by the Pittsburgh Pirates. Vanderbilt became the first school in draft history to have the first overall pick (David Price in 2007) and second overall pick in consecutive drafts.

In 2007, Corbin guided the Commodores to their best season ever, finishing with a school record 54 wins. The team also achieved a No. 1 national ranking for the first time in school history and held that honor for 13-of-15 weeks during the regular season.

The Vanderbilt baseball team also swept through the Southeastern Conference, winning both the regular season and tournament crown for the first time ever and it marked the first time an SEC team had done it since 1996. The team lost only one conference series the entire season against SEC West Division winner Arkansas in Fayetteville and avenged the series loss by defeating the Razorbacks in the SEC tournament title game.

The conference recognized Corbin for the work he had done, naming him SEC Coach of the Year. Corbin also picked up Co-National Coach of the Year honors from College Baseball Insider and regional Coach of the Year honors by the American Baseball Coaches Association.

The Commodores hosted their first-ever NCAA regional as the No. 1 National Seed and arrived as a power in college baseball. Corbin's success and methods of running the Vanderbilt program has earned him respect among the college and international baseball communities. In the summer of 2006 he managed the USA Baseball National Team to a 28-2-1 record that culminated with a gold medal finish at the FISU (International University Sports Federation) World University Championship in Havana, Cuba. The .919 winning percentage set a new national team high and it garnered special recognition by the United States Olympic Committee.

In 2006, he led a youthful Commodore squad to a 38-27 record and sixth-place finish in the rugged Southeastern Conference. The team was the youngest team in the league, with seven everyday starters being freshmen or sophomores. For the second time in three seasons, Corbin guided the team to the SEC Tournament Championship game and the young squad also gained valuable NCAA experience after advancing to the championship round of the Atlanta Regional. The 2006 team posted impressive series wins over College World Series participant Georgia, Super Regional participants South Carolina and Ole Miss, and took series on the road against Florida and LSU. The team handed LSU its worst conference loss at home in school history in the process.

In 2004, Corbin not only directed the Commodores to their first NCAA Tournament appearance in 24 years, he guided them to their first-ever Super Regional as they swept through the Charlottesville Regional with victories over George Mason, Princeton and host Virginia. In the Super Regional, they fell to the eventual national runner-up, Texas, but still carved out a piece of history as the first team in NCAA baseball history to make it that far one year after having finished with a sub-.500 record. Along the way Vanderbilt racked up 45 wins, was the only team to rank among the SEC's top five in earned run average (first), batting average (fourth) and fielding percentage (first) and finished with a .703 winning percentage, which was third-best in the highly competitive conference, which sent nine schools to the NCAA Tournament. The Commodores' school-record .978 fielding percentage was second in the nation, and their 30 error-free games were 11 more than the previous season.

His first Vanderbilt team in 2003 finished 27-28 overall and 14-16 in the SEC, good enough for second in the Eastern Division. It earned a conference tournament berth with a season-ending sweep of Tennessee capped by a dramatic ninth-inning rally in the series finale. The overall and conference victory totals were the most by a first-year Vanderbilt coach and were made more impressive by the fact that the Commodores were 12-5 in one-run games. That squad set then school records for fielding percentage (.972), fewest errors in a season (60), most saves in a season (15) and fewest walks allowed in a season (168). The team notched series victories over nationally-ranked conference foes LSU, Auburn and Florida, each among the top 15 at the time. Plus, on May 6, 2003, Vanderbilt recorded the first perfect game in school history, which was a collective effort. Four different pitchers contributed to the 4-0 victory over Western Kentucky.

Corbin, along with his coaching staff, are a tireless group that saw their recruiting efforts pay in 2005, 2011 and 2012 as their recruiting class was labeled the nation's best by Baseball America. Professional baseball has also taken notice of the program with eight Commodores being selected in the first round since 2003.

Before Corbin was hired as the 21st coach in program history, Vanderbilt had not earned a spot in the conference tournament in a decade but made the post-season tournament in 2004. During the 2004 regular season, Vanderbilt swept a series against Mississippi State for the first time. It was one of three conference whitewashes and one of five series wins in all. His efforts earned him the 2004 Vanderbilt Coach of the Year award and a nomination for the Nashville Sports Council's Sports Person of the Year. Plus, a school-record five players were named to the SEC All-Tournament team, five players were drafted on the first day and seven VU players in all were chosen in the Major League Baseball Draft, topped by No. 6 overall pick, pitcher Jeremy Sowers.

Corbin came to Vanderbilt following nine seasons as an assistant coach at baseball power Clemson. During his time there (1994-2002), the Tigers had more victories than all but four programs.

Prior to his tenure at Clemson, Corbin was head coach at Presbyterian College for six seasons beginning in 1988. There he restarted a baseball program that had been dormant for several years.

## The Tim Corbin File

### Personal

Full Name: ..... Timothy Carter Corbin  
 Born: ..... August 5, 1961 in Wolfeboro, N.H.  
 Hometown: ..... Wolfeboro, N.H.  
 Family: ..... Wife: Maggie Daughters: Molly and Hannah

### Education

College: ..... Ohio Wesleyan  
 Degrees: ..... Master of Arts in Athletic Administration, 1986  
 ..... Bachelor of Arts in Physical Education, 1984

### Coaching Experience

2003-Present ..... Vanderbilt Head Coach  
 2001-02 ..... Clemson Associate Head Coach  
 1998-2001 ..... Clemson Assistant Head Coach  
 1994-98 ..... Clemson Assistant Coach  
 1988-93 ..... Presbyterian College Head Coach  
 1987 ..... Wofford Assistant Coach  
 1985-86 ..... Ohio State Graduate Assistant Coach

# NATIONAL RANKINGS

D1Baseball.com (Week 14)	Baseball America (Week 14)	USA Today (Week 14)	Collegiate Baseball (Week 14)	NCBWA (Week 13)	Perfect Game (Week 14)
1. LSU 46-9	1. Louisiana State 46-9	1. LSU 46-9	1. Louisiana St. 46-9	1. LSU 43-8	1. Louisiana State 46-9
2. UCLA 40-12	2. UCLA 40-12	2. TCU 43-9	2. Illinois 45-6-1	2. Louisville 40-12	2. Illinois 45-6-1
3. Louisville 42-14	3. Louisville 42-14	3. UCLA 40-12	3. UCLA 40-12	3. TCU 39-9	3. Texas Christian 43-9
4. TCU 43-9	4. Illinois 45-6	4. Louisville 42-14	4. Texas Christian 43-9	4. UCLA 36-12	4. Louisville 42-14
5. Illinois 45-6-1	5. Texas Christian 43-9	5. Illinois 45-6-1	5. Louisville 42-14	5. Illinois 43-6-1	5. UCLA 40-12
6. Florida 40-15	6. Florida 40-15	6. Texas A&M 43-10	6. Miami, Fla. 42-13	6. Texas A&M 42-9	6. Florida 40-15
7. Texas A&M 43-10	7. Vanderbilt 39-17	7. Florida 40-15	7. Vanderbilt 39-17	7. Florida 38-14	7. Miami 42-13
8. Miami 42-13	8. Missouri State 41-10	8. Miami (Fla.) 42-13	8. Texas A&M 43-10	8. UC Santa Barbara 35-13-1	8. Texas A&M 43-10
9. Vanderbilt 39-17	9. Texas A&M 43-10	9. Vanderbilt 39-17	9. Florida 40-15	9. Florida State 37-16	9. Dallas Baptist 41-11
10. Missouri State 41-10	10. UC Santa Barbara 39-13	10. UC-Santa Barbara 39-13-1	10. Florida St. 37-19	10. Miami, Florida 38-13	10. Missouri State 41-10
11. Oklahoma St. 34-17	11. Dallas Baptist 41-11	11. Oklahoma St. 34-17	11. Oregon St. 36-14-1	11. Vanderbilt 36-16	11. Oregon State 36-14-1
12. Dallas Baptist 41-11	12. Oklahoma St. 34-17	12. Dallas Baptist 41-11	12. Arizona St. 32-19	12. Dallas Baptist 39-9	12. Vanderbilt 39-17
13. Florida State 37-19	13. Miami 42-13	13. Missouri State 41-10	13. Missouri St. 41-10	13. Rice 33-16	13. Oklahoma St. 34-17
14. UC Santa Barbara 39-13-1	14. Houston 39-17	14. Florida State 37-19	14. Oklahoma St. 34-17	14. Oklahoma St. 31-16	14. Florida State 37-19
15. Col. of Charleston 41-11	15. USC 35-17	15. Charleston 41-11	15. Iowa 38-14	15. Coll. of Charleston 38-10	15. UC Santa Barbara 39-13-1
16. USC 35-17	16. Arizona State 32-19	16. Rice 35-18	16. California 32-17	16. USC 34-16	16. Coll. of Charleston 41-11
17. Arizona State 32-19	17. Florida State 37-19	17. USC 35-17	17. USC 35-17	17. Missouri St. 38-10	17. USC 35-17
18. Oregon State 36-14-1	18. Coll. of Charleston 41-11	18. Houston 39-17	18. Cal. St. Fullerton 31-22	18. Iowa 37-12	18. Iowa 38-14
19. Houston 39-17	19. Iowa 38-14	19. Arizona State 32-19	19. UC Santa Barbara 39-13-1	19. Florida Atlantic 36-14	19. Houston 39-17
20. Arkansas 33-20	20. Arkansas 33-20	20. Oregon State 36-14	20. Notre Dame 35-19	20. Arizona State 30-17	20. Florida Atlantic 38-15
21. Rice 35-18	21. Rice 35-18	21. Iowa 38-14	21. Dallas Baptist 41-11	21. Houston 35-17	21. Arizona State 32-19
22. Iowa 38-14	22. California 32-17	22. Florida Atlantic 38-15	22. Coll. of Charleston 41-11	22. Oregon State 32-14-1	22. Arkansas 33-20
23. Radford 39-14	23. Oregon State 36-14	23. Nevada 41-13	23. Houston 39-17	23. Nevada 40-12	23. Radford 39-14
24. Florida Atlantic 38-15	24. Radford 39-14	24. Arkansas 33-20	24. Rice 35-18	24. Arkansas 30-19	24. Nevada 41-13
25. California 32-17	25. Florida Atlantic 38-15	25. Virginia 33-19	25. Nevada 41-13	25. Maryland 35-17	25. Rice 35-18
			26. St. John's 36-14	26. Coastal Carolina 33-16	
			27. Radford 39-14	27. Virginia 29-19	
			28. Clemson 31-25	28. California 31-16	
			29. Virginia 33-19	29. Texas Tech 29-20	
			30. Arkansas 33-20	30. UC Irvine 31-17	

## Commodores Week-by-Week in the Polls

	D1Baseball.com	Baseball America	USA Today Coaches	Collegiate Baseball	NCBWA	Perfect Game
Preseason	1	1	1	1	1	1
Week 1 - 2/16	1	1	1	2	3	1
Week 2 - 2/23	1	1	1	4	5	1
Week 3 - 3/2	1	1	4	4	5	1
Week 5 - 3/9	5	5	5	7	6	5
Week 6 - 3/16	4	4	5	5	4	4
Week 7 - 3/23	2	2	3	3	2	4
Week 8 - 3/30	1	1	3	3	1	4
Week 9 - 4/7	1	1	2	2	1	3
Week 10 - 4/14	7	5	4	7	5	9
Week 11 - 4/21	13	8	9	14	9	13
Week 12 - 4/28	10	6	6	9	7	11
Week 13 - 5/4	9	6	8	11	9	12
Week 14 - 5/11	10	7	10	10	11	14
Week 15 - 5/18	9	7	9	7		12
Week 16 - 5/25						
Final						

# HITTERS NOTES

## PROJECTED LINEUP

### C 25 Karl Ellison - Sophomore

GP-GS: 33-32 AVG: .218 HR: 2 RBI: 12  
Has caught 8 of the team's 11 shutouts. Hit his first 2 career home runs in 3-game span, including grand slam 3/29. Career-best 3 hits 3/7.

### 1B 43 Zander Wiel - RS-Junior

GP-GS: 56-56 AVG: .325 HR: 11 RBI: 51  
20-for-58 (.345) with 5 homers, 14 runs and 14 RBI over last 15 games. Named SEC Player of the week for 3rd time 4/27 after driving in 8 runs and hitting .467. Career-best 4 hits 3/29.

### 2B 2 Tyler Campbell - Junior

GP-GS: 49-48 AVG: .240 HR: 1 RBI: 23  
5-for-21 (.238) over last 7 games. Hit his first career HR with a solo shot 5/15.

### 3B 10 Will Toffey - Freshman

GP-GS: 55-51 AVG: .308 HR: 3 RBI: 37  
28-for-68 (.412) with 21 RBI and 11 runs scored over last 28 games. Hit a team-best .348 in SEC games with a 27-game hitting streak in SEC play. Named to Freshman All-SEC team.

### SS 7 Dansby Swanson - Junior

GP-GS: 55-55 AVG: .347 HR: 9 RBI: 50  
7-for-20 (.350) with 5 extra-base hits and 7 RBI. Second team All-SEC SS. Hit career-best 2 HRs 5/9. Preseason All-American and Most Outstanding Player from last year's CWS.

### LF 3 Jeren Kendall - Freshman

GP-GS: 44-40 AVG: .279 HR: 4 RBI: 24  
17-for-60 (.283) with 8 extra-base hits and 11 RBI since return from injury. Named to the Freshman All-SEC team.

### CF 20 Bryan Reynolds - Sophomore

GP-GS: 56-55 AVG: .290 HR: 4 RBI: 38  
2-for-31 (.065) with 3 RBI and 2 runs over last 8 games. Preseason All-American, set VU freshman record with 24 doubles.

### RF 8 Rhett Wiseman - Junior

GP-GS: 55-55 AVG: .307 HR: 12 RBI: 38  
4 multi-hit games in last 9 going 12-for-38 (.316) with 9 runs scored. Hit 2 HRs and drove in a career-best 4 runs at UK 5/1.

### DH 1 Ro Coleman - Sophomore

GP-GS: 51-38 AVG: .294 HR: 1 RBI: 22  
8-for-21 (.381) with 4 runs scored over last 5 games. Knocked in a career-high 4 runs at UK 5/1.

## COMMODORES LINEUP

### Starts by position

C: Ellison 32, Delay 24  
1B: Wiel 54, Green 2  
2B: Campbell 48, Murfee 6, Rogers 2  
3B: Toffey 51, Murfee 5  
SS: Swanson 55, Sabino 1  
LF: Reynolds 23, Kendall 17, Rogers 13, Coleman 3  
CF: Reynolds 32, Kendall 22, Rogers 2  
RF: Wiseman 55, Kendall 1  
DH: Coleman 35, Fulmer 6, Kilichowski 4, Wright 3, Buehler 2, Sabino 2, Murfee 2, Wiel 2

### Batting Order

1st: Coleman 35, Reynolds 11, Swanson 5, Murfee 2, Kendall 1, Sabino 1, Campbell 1  
2nd: Wiseman 52, Coleman 2, Swanson 1, Reynolds 1  
3rd: Swanson 49, Reynolds 4, Wiseman 2  
4th: Wiel 54, Reynolds 2  
5th: Reynolds 35, Toffey 13, Murfee 6, Wiel 1, Wiseman 1  
6th: Toffey 37, Rogers 3, Murfee 3, Kendall 2, Campbell 2, Kilichowski 2, Buehler 2, Fulmer 1, Wiel 1, Sabino 1, Reynolds 1  
7th: Campbell 18, Kendall 12, Ellison 10, Rogers 6, Fulmer 4, Delay 3, Wright 2, Murfee 1  
8th: Ellison 18, Kendall 11, Delay 11, Rogers 6, Campbell 5, Kilichowski 1, Coleman 1, Sabino 1, Green 1, Murfee 1  
9th: Campbell 22, Kendall 14, Delay 10, Ellison 4, Rogers 2, Green 1, Wright 1, Kilichowski 1, Fulmer 1

## PLAYER NOTES

### 5 Jason Delay

GP-GS: 30-24 AVG: .282 HR: 1 RBI: 15  
6-for-21 (.286) over last 7 games with 2 RBI and 3 runs scored. Hit his first career HR 3/31.

### 6 Drake Parker

GP-GS: 8-0 AVG: .200 HR: 0 RBI: 0  
First career hit 3/3, infield single.

### 11 Liam Sabino

GP-GS: 14-3 AVG: .217 HR: 0 RBI: 3  
First career start at SS 4/28.

### 16 Penn Murfee

GP-GS: 32-13 AVG: .271 HR: 1 RBI: 9  
Hits in 8 of last 15 games, 10-for-37 (.270).

### 18 Nolan Rogers

GP-GS: 39-18 AVG: .257 HR: 0 RBI: 6  
5-for-9 (.556) as a pinch hitter this season.

### 19 Joey Mundy

GP-GS: 7-0 AVG: .333 HR: 0 RBI: 0  
2 singles in 6 at-bats.

### 33 Tristan Chari

GP-GS: 6-0 AVG: .500 HR: 0 RBI: 2  
Two-run single in first career at-bat 2/24.

### 36 Aubrey McCarty

GP-GS: 5-0 AVG: .200 HR: 0 RBI: 0  
Picked up first collegiate hit 2/27.

### 39 Kyle Smith

GP-GS: 12-0 AVG: .000 HR: 0 RBI: 0  
Solid summer in Hamptons Collegiate League.

### 44 Kyle Wright

GP-GS: 3-3 AVG: .000 HR: 0 RBI: 0  
Talented two-way player from Ala.

### 55 Tyler Green

GP-GS: 14-2 AVG: .294 HR: 0 RBI: 0  
Singled in 2nd career start at LOU 5/12.

## HITTERS HI/LO

### MULTI-HIT GAMES

2-HITS: Wiel 20, Swanson 15, Toffey 15, Reynolds 13, Wiseman 11, Campbell 10, Coleman 8, Ellison 6, Delay 6, Kendall 5, Murfee 2, Green 1, Rogers 1

3-HITS: Wiseman 6, Reynolds 5, Swanson 5, Coleman 3, Murfee 2, Wiel 2, Campbell 1, Sabino 1, Ellison 1, Kendall 1

4-HITS: Wiseman 2, Swanson 1, Kendall 1, Wiel 1, Coleman 1, Toffey 1

5-HITS:

### MULTI-RBI GAMES

2-RBI: Swanson 9, Reynolds 6, Kendall 6, Wiseman 6, Wiel 6, Coleman 4, Toffey 3, Delay 2, Chari 1, Rogers 1, Campbell 1, Ellison 1

3-RBI: Reynolds 3, Wiseman 3, Swanson 3, Wiel 2, Campbell 2, Toffey 2, Delay 1, Murfee 1, Ellison 1

4-RBI: Wiel 3, Swanson 1, Kendall 1, Ellison 1, Toffey 1, Campbell 1, Wiseman 1, Coleman 1

5-RBI: Wiel 1

### HOME RUNS

SOLO: Swanson 6, Wiel 6, Wiseman 5, Reynolds 3, Kendall 2, Murfee 1, Coleman 1, Delay 1, Toffey 1, Campbell 1

2-R: Wiseman 3, Wiel 2, Kendall 2, Swanson 2, Ellison 1, Toffey 1

3-R: Swanson 1, Toffey 1, Wiseman 1

GS: Wiel 3, Ellison 1

MULTI-HR: Wiseman 1, Swanson 1

### INDIVIDUAL BATTERS GAME BESTS

#### MOST AT-BATS

VU: \*7, Four Tied, 4/10 vs. OM  
OPP: 7, Sikes Orvis, 4/10 vs. OM

#### MOST HITS

VU: \*4, Will Toffey, 5/1 at UK  
OPP: 4, Jared Walsh, 4/4 at UGA

#### MOST RUNS

VU: \*4, Will Toffey, 5/1 at UK  
OPP: 3, Bobby Wernes, 3/14 vs. ARK G1

#### MOST RBI

VU: 5, Zander Wiel, 2/25 vs. WKU  
OPP: 4, Colby Bortles, 4/10 vs. OM

#### MOST HOME RUNS

VU: 2, Dansby Swanson, 5/9 vs. UF  
OPP: \*1, Buddy Reed, 5/9 vs. UF

#### MOST WALKS

VU: 3, Rhett Wiseman, 3/3 vs. UE  
OPP: \*4, Buddy Reed, 5/8 vs. UF

#### MOST STRIKEOUTS

VU: \*3, Wiel, Reynolds, 5/2 at UK  
OPP: \*4, Madison Stokes, 4/16 at SC

\* occurred multiple times, last listed

# PITCHERS NOTES

## PROBABLE STARTERS

### RHP 15 Carson Fulmer - Junior

G-GS: 14-14 W-L: 11-1 ERA: 1.51 IP: 95.2 BB: 37 K: 132

Last Start: 5/14 at ALA, W, 9.0 IP, 2 H, 1R/1ER, 4 BB, 14 K

Named SEC Pitcher of the Year becoming just the fourth pitch in SEC history to win the pitching triple crown, leading the league in wins, ERA and strikeouts. Recorded his second straight complete game in 11th win at Alabama, matching a career-best with 14 strikeouts. At least six strikeouts in all 14 starts this season, with six games of 11-plus strikeouts. Became the first VU pitcher since Sonny Gray vs. Brown in 2011 to strikeout at least 14 with no walks in a complete game vs. Ole Miss. Tabbed the No. 2 prospect on Team USA last summer after starring for Vandy going 7-1 with a 1.98 ERA, lowest ERA at VU since 1973, and 10 saves.

### LHP Philip Pfeifer - RS-Junior

G-GS: 22-4 W-L: 3-4 ERA: 4.36 IP: 64.0 BB: 35 K: 82

Last Start: 5/15 at ALA, ND, 4.0+ IP, 6 H, 4R/2ER, 2 BB, 6 K

Pinned with his second straight loss giving up two homers in loss to Florida. Struck out a career-best 13 in his first start of the season against Missouri over seven innings. Leads Vandy with 18 relief appearances and five saves going 2-2 with a 3.27 ERA over 44 innings out of the bullpen.

### RHP 13 Walker Buehler - Junior

G-GS: 12-12 W-L: 3-2 ERA: 2.97 IP: 69.2 BB: 22 K: 72

Last Start: 5/16 at ALA, L, 6.2 IP, 7 H, 1R/1ER, 3 BB, 6 K

Tough-luck loser in Dore's first shutout of the season at Alabama giving up just one run in his sixth quality start of the season. Led Vanderbilt with 12 wins as a sophomore and his 111 strikeouts last season are tops among returners. Named the top prospect in the Cape Cod League and made one appearance for Team USA during summer.

## PITCHING BREAKDOWN

	W-L-S	ERA	IP	H	R	ER	BB-I	SO
Starters	25-8	2.77	305.2	264	120	94	127-2	320
Relievers	14-9-10	3.20	208.0	139	85	74	119-0	233

## RELIEVER NOTES

Pitcher	Last Relief App.	-----Season Totals-----										
		IP	H	R	ER	BB	SO	HR	RI/S	RI/S	SV	Ret./1BF (BB)
Joey Abraham	4/14 vs. BEL	1.0	2	0	0	0	1	0	0/0	2/2	0	1/5 (1)
Ben Bowden	5/16 at ALA	1.1	0	0	0	0	2	0	3/0	18/5	2	11/20 (2)
Tyler Ferguson	5/8 vs. UF	2.0	0	0	0	2	1	0	3/1	8/5	0	5/11 (4)
Ryan Johnson	4/11 vs. OM	3.0	3	0	0	0	1	0	1/0	13/3	0	3/8 (3)
John Kilichowski	S, 5/12 at LOU	3.2	0	0	0	0	5	0	1/0	1/0	2	2/2 (0)
Aubrey McCarty	5/1 at UK	1.0	0	0	0	0	1	0	0/0	0/0	0	4/4 (0)
Philip Pfeifer	4/18 at SC	1.2	0	0	0	0	3	0	2/0	15/2	5	8/18 (5)
Matt Ruppenthal	4/14 vs. BEL	1.0	1	1	1	0	1	0	0/0	2/0	0	6/8 (1)
Jordan Sheffield	W, 5/15 at ALA	3.0	2	1	1	1	3	0	2/1	11/1	0	10/12 (1)
Collin Snider	5/1 at UK	1.0	0	0	0	0	1	0	0/0	9/3	0	8/12 (1)
Brendan Spagnuolo	2/24 vs. UTM	2.0	6	2	2	0	4	0	0/0	0/0	0	1/1 (0)
Hayden Stone	L, 2/21 vs. ISU	0.2	3	3	3	2	2	0	2/1	2/1	0	0/2 (2)
Kyle Wright	S, 5/15 at ALA	2.0	0	0	0	0	0	0	0/0	13/4	1	16/18 (0)
TEAM TOTALS									92/25 (27%)	10		74/111 (20)

## CATCHERS LOG

	TEAM W-L	CS/SBA	PB	ERA
Chari	0-0	0/0 (0%)	0	2.25 (3ER/12.0IC)
Delay	14-10	5/18 (28%)	6	3.34 (79ER/212.2IC)
Ellison	25-7	10/19 (53%)	5	2.68 (86ER/289.0IC)
TEAM	39-17	20/42 (48%)	11	2.94 (167ER/513.2IC)

## PITCHERS HI/LO

### STARTERS LOG

	TEAM W-L	QS	RS
Fulmer	13-1	9	7.4
Kilichowski	3-7	2	3.8
Ferguson	2-0	0	7.0
Wright	3-0	1	9.3
Stone	1-0	0	16.0
Johnson	4-0	2	7.0
Buehler	6-6	6	6.0
Sheffield	5-1	3	6.5
Pfeifer	2-2	1	6.8

### INDIVIDUAL PITCHERS GAME BESTS

#### MOST INNINGS PITCHED, STARTER

VU: \*9.0, Carson Fulmer, 5/14 at ALA

OPP: 9.0, Jack Wynkoop, 4/17 at SC

#### MOST INNINGS PITCHED, RELIEVER

VU: 6.0, Philip Pfeifer, 4/10 vs. OM

OPP: 6.0, Scott Weathersby, 4/10 vs. OM

#### MOST WALKS

VU: \*6, Jordan Sheffield, 4/5 at UGA

OPP: 6, Jared Walsh, 4/5 at UGA

#### MOST STRIKEOUTS

VU: \*14, Carson Fulmer, 5/14 at ALA

OPP: \*12, A.J. Puk, 5/8 vs. UF

#### MOST HBP

VU: \*2, Walker Buehler, 5/9 vs. UF

OPP: 3, Dominic Taccolini, 3/14 vs. ARK G2

#### FEWEST HITS, CG

VU: \*2, Carson Fulmer, 5/14 at ALA

OPP: 10, Jack Wynkoop, 4/17 at SC

#### FEWEST WALKS, CG

VU: 0, Carson Fulmer, 4/9 vs. OM

OPP: 1, Jack Wynkoop, 4/17 at SC

\* occurred multiple times, last listed



# MISCELLANEOUS STATS

## Commodores

## TEAM

## Opponents

15, 3/14 vs. ARK G2	Most Runners LOB	16, 3/29 vs. UT
4, 4/11 vs. OM	Double Plays Turned	3, 2/20 vs. ISU
3, six times, last 5/9 vs. UF	Most Errors Committed	4, three times, last 5/9 vs. UF
15, 2/27 vs. ILS	Largest Margin of Victory	7, 2/21 vs. ISU
16, three times, last 3/1 vs. ILS	Most Runs, Game	11, 5/2 at UK
10 (6th), 2/27 vs. ILS	Most Runs, Inning	7 (6th), 2/21 vs. ISU
3, six times, last 5/9 vs. UF	Most Home Runs, Game	2, six times, last 5/8 vs. UF
2 (5th), three times, last 4/24 vs. MIZ	Most Home Runs, Inning	2 (2nd), twice, last 3/24 at MTSU
19, 3/1 vs. ILS	Most Hits, Game	14, 4/3 at UGA
9 (6th), 2/27 vs. ILS	Most Hits, Inning	6 (7th), 2/21 vs. ISU
3, 3/15 vs. ARK	Fewest Hits, Game	1, 3/11 vs. QUI
6, 2/27 vs. ILS	Most Stolen Bases, Game	2, three times, last 5/3 at UK
9, four times, last 4/5 at UGA	Most Walks Drawn, Game	12, three times, last 3/3 vs. UE
1, twice, last 4/24 vs. MIZ	Fewest Walks Drawn, Game	0, three times, last 5/12 at LOU
19, 4/10 vs.	Most Strikeouts (Hitters), Game	22, 4/10 vs. OM
3, twice, last 5/12 at LOU	Fewest Strikeouts (Hitters), Game	3, twice, last 4/5 at UGA
Longest Game, Innings	16, 4/10 vs. OM	
Longest Game, Time (9 inn.): 4:08, 3/1 vs. ILS	Seven-Inning Game:	Extra-inning Game: 5:29, 4/10 vs. OM
Shortest Game, Time (9 inn.): 2:26, 4/9 vs. OM	Seven-Inning Game:	Extra-inning Game: 4:03, twice, 3/21 at AUB
Largest Home Crowd	3,626 (sellout), six times - 5/9 vs. UF	
Largest Road Crowd	8,242 - 4/17 at SC	
Longest Winning Streak	8, 2/22-3/6	
Longest Losing Streak	3, 4/10-14	
Consecutive Errorless Games	5, 4/17-25	

## Runs by Inning

Road			Home			Neutral		
VU	INN.	OPP	VU	INN.	OPP	VU	INN.	OPP
15	1	8	31	1	10	2	1	0
11	2	9	14	2	19	1	2	1
11	3	12	42	3	10	0	3	1
10	4	8	13	4	17	0	4	1
9	5	12	34	5	4	3	5	1
15	6	18	39	6	6	4	6	9
24	7	6	25	7	10	0	7	0
20	8	7	19	8	14	1	8	0
7	9	4	6	9	14	0	9	1
1	X	0	3	X	3	1	X	0
<b>124 TOTAL</b>	<b>84</b>		<b>223 TOTAL</b>	<b>107</b>		<b>12 TOTAL</b>	<b>14</b>	

## Comeback Wins

Date/Opp.	Score	Final
2/14 SCU G2	5-2 (4)	7-6 (10)
2/20 ISU	2-0 (4)	3-2
2/25 WKU	6-1 (4)	10-6
3/1 ILS	10-0 (4)	16-10
3/3 UE	8-7 (M9)	9-8 (12)
3/14 ARK G1	7-3 (M9)	8-7 (12)
3/21 @AU G1	2-0 (2)	10-5
3/24 @MTSU	6-2 (5)	12-7
4/4 @UGA	3-0 (3)	11-7
4/5 @UGA	2-1 (6)	4-2
5/1 @UK	3-2 (3)	13-3
5/3 @UK	3-1 (2)	7-3
5/14 @ALA	1-0 (5)	2-1

## Commodores Record when they score:

Runs	0	1	2	3	4	5	6	7	8	9	10+
W-L	0-1	1-2	1-4	2-1	3-2	3-4	5-1	3-1	2-0	7-0	11-0

## Commodores Record when opponent scores:

Runs	0	1	2	3	4	5	6	7	8	9	10+
W-L	10-0	4-1	8-0	5-3	0-1	3-2	2-3	4-2	1-1	0-2	1-1

## Record by Months

	Home	Road	Total
February	6-1	0-0	8-2
March	11-1	4-2	15-4
April	6-4	4-3	10-7
May	1-2	5-2	6-4

## Record by Days

Mon.	Tues.	Wed.	Thurs.	Fri.	Sat.	Sun.
0-0	8-3	3-0	4-0	9-4	8-9	7-1

## Blown Leads

Date/Opp.	Score	Final
2/14 SCU G1	6-5 (8)	7-6
2/21 ISU	1-0 (4)	8-1
3/28 UT	3-0 (2)	9-5
4/10 OM	5-1 (8)	6-5 (16)
4/11 OM	4-3 (6)	5-4
4/14 BEL	2-1 (5)	3-2
4/18 @SC	2-0 (5)	3-2
5/2 @UK	1-0 (1)	11-5
5/8 UF	1-0 (1)	7-3
5/9 UF	7-4 (7)	9-7 (10)



# LAST TIME IT HAPPENED...

## A Vanderbilt Team...

Won 10 or more consecutive games.	4/20-5/16/13 (14)
Lost five or more consecutive games.	3/16-23/12 (5)
Scored 20 or more runs in a game	.21 vs. Niagara, 2/21/10
Scored 10+ Runs in an Inning.	10 vs. Illinois State, 2/27
Did Not Strikeout.	vs. Tennessee-Martin, 2/23/05
Hit consecutive home runs.	Karl Ellison, Jeren Kendall at Middle Tennessee St., 3/25
Had a triple steal.	Xavier Turner (home), Jack Lupo (3rd), Tony Kemp (2nd) vs. Lipscomb, 3/26/13
Shut out consecutive opponents.	vs. Evansville (13-0), 2/27/13
	vs. Illinois-Chicago (9-0), 3/1/13
Shut out the opponent.	vs. Florida (2-0), 5/7
Was shut out by the opponent at home	vs. Georgia Tech (5-0), 6/2/13
Was shut out by the opponent on the road	at Alabama (1-0), 5/16
Was shut out in two consecutive games.	vs. Kentucky (14-0) (4-0), 4/23/76
Swept a conference doubleheader.	at Auburn, 3/21
Was swept in a conference doubleheader	vs. Tennessee, 4/25/10
Swept a conference series at home.	vs. Missouri, 4/24-26
Was swept in a conference series at home	vs. Tennessee, 5/14-16/09
Swept a conference series (Three-games) on the road	at Georgia, 4/3-5
Was swept in a conference series on the road	at Florida, 3/16-18/12
Lost a conference series at home.	vs. Florida, 5/7-9
Lost a conference series on the road.	at South Carolina, 4/16-18

## A Vanderbilt Player...

Hit two home runs in a game	Dansby Swanson vs. Florida, 5/9
Hit three home runs in a game.	Aaron Westlake vs. Oregon State, 6/11/11
Hit a grand slam	Zander Wiel vs. Missouri, 4/25
Walk-Off Home Run	Rhett Wiseman vs. Illinois-Chicago, 3/3/13
Hit for the cycle.	Clinton Johnston vs. Kentucky, 4/28/96
Had seven or more RBI in a game.	Dominic de la Osa (7) vs. Georgia, 4/16/06
	Karl Nonemaker (7) vs. Kentucky, 5/12/02
Had five or more hits in a game	Tony Kemp (5) at Belmont, 2/19/13
Had two hits in an Inning.	Rhett Wiseman (1B,1B) vs. Tennessee, 3/29
Had 10 or more total bases in a game	Zander Wiel (10) at Georgia (G2), 4/20/13
Stole three or more bases in a game	Jeren Kendall (3) vs. Florida, 5/9
Stole Home.	Nolan Rogers vs. Illinois State, 3/1
Had a 10-game hit streak	Ro Coleman (13), 3/29-4/17
Had a 15-game hit streak	Bryan Reynolds (16), 3/10-4/3
Had a 20-game hit streak	Xavier Turner (27), 3/4-4/22/14
Had a 25-game hit streak	Xavier Turner (27), 3/4-4/22/14
Had 10 or more strikeouts in a game	Carson Fulmer (14) at Alabama, 5/14
Had 15 or more strikeouts in a game	Kevin Ziomek (15) vs. Illinois-Chicago, 3/1/13
Pitched a complete game	Carson Fulmer at Alabama, 5/14
Pitched a nine-inning, complete game shutout	Carson Fulmer vs. Florida, 5/7
Pitched a seven-inning, complete game shutout	Nick Christiani vs. Belmont, 5/5/09
Pitched a combined shutout	Ryan Johnson (8.0), Kyle Wright (1.0) vs. MTSU, 4/21
Pitched a no-hitter	Jensen Lewis, Nick Pilkington, John Scott, Matt Buschmann at Western Ky., 5/6/03
Pitched a perfect game	Jensen Lewis, Nick Pilkington, John Scott, Matt Buschmann at Western Ky., 5/6/03



**VANDERBILT**  
BASEBALL

# 2015 ROSTER

No.	Name	Pos.	B/T	HT	WT	CL/EXP.	Hometown (High School/Previous School)
1	Ro Coleman	IF	S/R	5-5	150	So./1L	Chicago, Ill. (Simeon HS)
2	Tyler Campbell	IF	R/R	5-11	170	Jr./2L	Portland, Ore. (Oswego HS)
3	Jeren Kendall	OF	L/R	5-11	180	Fr./HS	Holmen, Wisc. (Holmen HS)
5	Jason Delay	C	R/R	6-0	200	So./1L	Johns Creek, Ga. (Northview HS)
6	Drake Parker	OF	L/L	5-6	165	Fr./RS	Union City, Tenn. (Union City HS)
7	Dansby Swanson	IF	R/R	6-1	190	Jr./2L	Marietta, Ga. (Marietta HS)
8	Rhett Wiseman	OF	L/R	6-1	205	Jr./2L	Mansfield, Mass. (Buckingham Browne & Nichols HS)
10	Will Toffey	IF	L/R	6-2	195	Fr./HS	Barnstable, Mass. (Salisbury School)
11	Liam Sabino	IF	R/R	6-1	185	Fr./HS	East Stroudsburg, Pa. (Blair Academy)
13	Walker Buehler	RHP	R/R	6-2	175	Jr./2L	Lexington, Ky. (Henry Clay HS)
15	Carson Fulmer	RHP	R/R	6-0	195	Jr./2L	Lakeland, Fla. (All Saints' Academy)
16	Penn Murfee	IF	R/R	6-2	190	Fr./RS	Nashville, Tenn. (Montgomery Bell Academy)
18	Nolan Rogers	IF	L/R	5-9	190	So./1L	Bloomington, Ind. (Bloomington HS)
19	Joey Mundy	IF	L/R	6-3	215	Fr./HS	Huntington, W. Va. (Huntington HS)
20	Bryan Reynolds	OF	S/R	6-2	210	So./1L	Brentwood, Tenn. (Brentwood HS)
21	John Kilichowski	LHP	L/L	6-5	210	So./1L	Tampa, Fla. (Jesuit HS)
22	Philip Pfeifer	LHP	L/L	6-0	195	R-Jr./2L	Knoxville, Tenn. (Farragut HS)
23	Joey Abraham	RHP	R/R	6-0	200	Fr./HS	Little Rock, Ark. (Central HS)
24	Jordan Sheffield	RHP	R/R	6-0	185	Fr./RS	Tulahoma, Tenn. (Tulahoma HS)
25	Karl Ellison	C	R/R	6-0	200	So./1L	Naples, Fla. (Barron Collier HS)
28	Matt Ruppenthal	RHP	R/R	6-4	230	Fr./HS	Bloomfield Hills, Mich. (Brother Rice HS)
31	Ryan Johnson	LHP	R/L	6-1	170	Fr./RS	Cedar Park, Texas (Cedar Park HS)
32	Hayden Stone	RHP	R/R	6-0	185	So./1L	Columbia, Tenn. (Columbia HS)
33	Tristan Chari	C	S/R	6-2	200	Fr./HS	Nashville, Tenn. (Montgomery Bell Academy)
34	Brendan Spagnuolo	RHP	R/R	6-2	190	Fr./HS	Massapequa, N.Y. (Chaminade HS)
35	Ben Bowden	LHP	L/L	6-4	225	So./1L	Lynn, Mass. (Lynn English HS)
36	Aubrey McCarty	IF/P	S/S	6-3	215	Fr./RS	Doerun, Ga. (Colquitt County HS)
39	Kyle Smith	OF/IF	R/R	6-4	220	Jr./2L	Old Hickory, Tenn. (Mt. Juliet HS)
40	Collin Snider	RHP	R/R	6-4	190	Fr./HS	Murfreesboro, Tenn. (Riverdale HS)
43	Zander Wiel	IF	R/R	6-3	225	R-Jr./2L	Murfreesboro, Tenn. (Blackman HS)
44	Kyle Wright	RHP/IF	R/R	6-4	200	Fr./HS	Huntsville, Ala. (Buckhorn HS)
45	Tyler Ferguson	RHP	R/R	6-4	225	Jr./2L	Fresno, Calif. (Clovis West HS)
55	Tyler Green	IF	R/R	6-6	230	Fr./RS	Williamsville, N.Y. (Williamsville North HS)

**Head Coach:** 4 Tim Corbin (Ohio Wesleyan, 1984) - 13th Season at Vanderbilt

**Assistant Coaches:** 26 Scott Brown (SUNY-Cortland, 1999); 50 Travis Jewett (Washington State, 1993)

**Volunteer Coach:** 12 David Macias (Vanderbilt, 2008)

**Director of Sport Performance:** Chris Ham (Illinois, 2005)

**Athletic Trainer:** Tracy Campbell (James Madison, 2008)

**Director of Baseball Operations:** Drew Fann (Vanderbilt, 2011)

**Equipment Manager:** Garrett Walker (Trevecca Nazarene, 2009)

**Student Managers:** Michael Portu, Josh Ruchotzke & Ben Sampson

**Video Operations:** Sam Wild

## Pronunciation Chart

Ben Bowden	.....BO-den
Tristan Chari	.....CHAR-ee
Jeren Kendall	.....JAIR-en
John Kilichowski	.....kill-a-CHOW-ski
Joey Mundy	.....mun-DEE
Matt Ruppenthal	.....RUPE-en-thal
Liam Sabino	.....sa-BEE-no
Brendan Spagnuolo	.....SPAG-new-o-lo
Zander Wiel	.....wheel

## Alphabetical Roster

Joey Abraham 23	Carson Fulmer 15	Philip Pfeifer 22	Hayden Stone 32
Ben Bowden 35	Tyler Green 55	Bryan Reynolds 20	Dansby Swanson 7
Walker Buehler 13	Ryan Johnson 31	Nolan Rogers 18	Will Toffey 10
Tyler Campbell 2	Jeren Kendall 3	Matt Ruppenthal 28	Zander Wiel 43
Tristan Chari 33	John Kilichowski 21	Liam Sabino 11	Rhett Wiseman 8
Ro Coleman 1	Aubrey McCarty 36	Jordan Sheffield 24	Kyle Wright 44
Jason Delay 5	Joey Mundy 19	Kyle Smith 39	
Karl Ellison 25	Penn Murfee 16	Collin Snider 40	
Tyler Ferguson 45	Drake Parker 6	Brendan Spagnuolo 34	

# 2015 SCHEDULE

DATE	OPPONENT	W-L	WP	LP	SV	TIME	ATT.
<b>FEBRUARY</b>							
13	Santa Clara^	W 4-0	Fulmer (1-0)	Steffens (0-1)	Pfeifer (1)	2:44	2958
14	Santa Clara^	L 7-6	Karalus (1-1)	Stone (0-1)		3:45	
DH	Santa Clara^	W 6-5 (10)	Sheffield (1-0)	Karalus (1-1)		4:08	2754
20	Indiana State	W 3-2	Bowden (1-0)	Keaffaber (0-1)		3:04	
21	Indiana State	L 8-1	Degano (2-0)	Stone (0-2)		3:06	
22	Indiana State	W 6-0	Wright (1-0)	Kuhlman (0-2)		2:50	
24	UT Martin^	W 16-3	Stone (1-2)	Shaw (0-1)		2:59	2365
25	Western Kentucky^	W 10-6	Pfeifer (1-0)	Pearson (0-2)		3:11	2405
27	Illinois State^	W 16-1	Fulmer (2-0)	Headean (1-1)		3:30	2409
28	Illinois State	W 3-2	Kilichowski (1-0)	Hendren (1-1)	Pfeifer (2)	2:53	2502
<b>MARCH</b>							
1	Illinois State^	W 16-10	Bowden (2-0)	Heilenbach (0-1)		4:08	2758
3	Evansville^	W 9-8 (12)	Sheffield (2-0)	Gould (0-1)		4:03	2375
6	at UCLA	W 6-0	Fulmer (3-0)	Kaprielian (3-1)		3:15	2204
7	at USC	L 6-5	Huberman (3-1)	Bowden (2-1)		3:01	1401
8	TCU	L 4-2	Morrison (3-0)	Pfeifer (1-1)	Ferrell (5)	2:48	
10	Quinnipiac^	W 9-2	Sheffield (3-0)	Luciani (0-1)		2:54	2444
11	Quinnipiac^	W 8-0	Johnson (1-0)	Thomas (1-2)		3:05	2450
14	Arkansas*^	W 8-7 (12)	Bowden (3-1)	Stone (0-2)		4:54	
DH	Arkansas*^	W 9-1	Buehler (1-0)	Taccolini (3-2)	Kilichowski (1)	3:15	3040
15	Arkansas*^	W 1-0	Pfeifer (2-1)	Alberius (1-2)		2:32	3150
17	Tennessee Tech^	W 9-1	Johnson (2-0)	Gardner (0-1)		2:45	2813
20	at Auburn*^	L 6-4	Thompson (4-2)	Fulmer (3-1)	Lipscomb (1)	3:14	2869
21	at Auburn*^	W 10-5	Buehler (2-0)	Wingenter (1-2)	Pfeifer (3)	3:30	2766
DH	at Auburn*\$	W 7-6 (10)	Bowden (4-1)	Yarbrough (0-1)		4:03	2840
24	at MTSU	W 12-7	Wright (2-0)	Alton (3-1)		3:27	2620
27	Tennessee*^	W 9-0	Fulmer (4-1)	Marks (2-3)		2:57	3409
28	Tennessee*#	L 9-5	Serrano (2-3)	Pfeifer (2-2)		3:14	3626
29	Tennessee*#	W 14-3	Johnson (3-0)	Martin (1-1)		3:24	3626
31	Wofford^	W 6-0	Wright (3-0)	Lance (2-1)		2:50	2762
<b>APRIL</b>							
1	Wofford^	W 5-3	Kilichowski (2-0)	Accetta (1-2)	Bowden (1)	2:50	2942
3	at Georgia*^	W 9-7	Fulmer (5-1)	McLaughlin (3-2)	Pfeifer (4)	3:27	2551
4	at Georgia*^	W 11-7	Buehler (3-0)	Lawlor (3-4)		3:12	3162
5	at Georgia*#	W 4-2	Wright (4-0)	Tucker (0-1)	Pfeifer (5)	3:07	2157
7	Lipscomb^	L 3-1	Puckett (2-1)	Kilichowski (2-1)	Andros (1)	2:59	3060
9	Ole Miss*\$	W 6-0	FULMER (6-1)	Trent (5-3)		2:26	3111
10	Ole Miss*^	L 6-5 (16)	Weatherby (1-1)	Wright (4-1)		5:29	3540
11	Ole Miss*#	L 5-4	Stokes (1-3)	Ferguson (0-1)	Waguespack (1)	3:17	3626
14	Belmont^	L 3-2	McGrath (4-2)	Sheffield (3-1)	Kinney (1)	2:37	2886
16	at South Carolina*\$	W 12-0	Fulmer (7-1)	Fiori (3-1)		3:19	6905
17	at South Carolina*#	L 5-2	WYNKOOP (5-4)	Buehler (3-1)		2:54	7340
18	at South Carolina*+	L 3-2	Mincey (2-2)	Kilichowski (2-2)	Widener (9)	2:59	8242
21	MTSU^	W 4-0	Johnson (4-0)	Ring (4-2)		2:30	2987
24	Missouri*^	W 9-2	Fulmer (8-1)	McClain (5-5)		2:50	3348
25	Missouri*^	W 12-2	Pfeifer (3-2)	Houck (6-3)		2:45	3424
26	Missouri*^	W 5-2	Bowden (5-1)	Tribby (0-3)		2:37	3496
28	at Belmont	L 4-1	McGrath (6-3)	Kilichowski (2-3)	Kinney (5)	2:54	918
<b>MAY</b>							
1	at Kentucky*^	W 13-3	Fulmer (9-1)	Brown (4-5)		3:10	2655
2	at Kentucky*^	L 11-5	Beggs (7-2)	Pfeifer (3-3)		3:05	2512
3	at Kentucky*^	W 7-3	Sheffield (4-1)	Strecker (2-1)	Bowden (2)	3:27	3043
7	Florida*\$	W 2-0	FULMER (10-1)	Shore (6-5)		2:51	3626
8	Florida*^	L 7-3	Puk (7-3)	Pfeifer (3-4)		3:22	3626
9	Florida*#	L 9-7 (10)	Lewis (4-1)	Sheffield (4-2)		4:10	3626
12	at Louisville	W 5-2	Johnson (5-0)	McClure (1-1)	Kilichowski (2)	2:45	5042
14	at Alabama*^	W 2-1	FULMER (11-1)	Guilbeau (2-6)		2:35	2906
15	at Alabama*^	W 7-5	Sheffield (5-2)	Walters (4-4)	Wright (1)	3:28	3515
16	at Alabama*#	L 1-0	Carter (4-5)	Buehler (3-2)	Burrows (6)	3:32	3684
20	Missouri/South Carolina+		Hoover, Ala.		TBA		

All times Central and subject to change \* SEC Game ! SEC Tournament Game ^ Televised on SEC Network+ # Televised on SEC Network \$ Televised on ESPN+ + Televised on ESPN2

# THE SOUTHEASTERN CONFERENCE

## SEC Standings - 5 / 18

Overall — SEC —

### East

Team	W-L	W-L	GB	Home	Away	Neutral	Streak
Vanderbilt	39-17	20-10	-	24-8	13-7	2-2	L1
Florida	40-15	19-11	1.0	28-6	11-8	1-1	W2
Missouri	29-26	15-15	5.0	13-14	7-11	9-1	L1
Kentucky	30-24	14-15	5.5	15-11	9-13	6-0	W1
South Carolina	32-24	13-17	7.0	25-11	6-13	1-0	L2
Tennessee	24-25	11-18	8.5	13-11	10-14	1-0	W4
Georgia	26-28	10-19	9.5	16-16	9-12	1-0	L2

### West

Team	W-L	W-L	GB	Home	Away	Neutral	Streak
LSU	46-9	21-8	-	28-6	14-3	4-0	W2
Texas A&M	43-10	18-10	2.5	30-6	1-04	3-0	L1
Arkansas	33-20	17-12	4.0	21-11	12-6	0-3	W2
Ole Miss	30-25	15-14	6.0	19-11	10-13	1-1	W1
Auburn	34-22	13-17	8.5	25-11	8-11	1-0	L2
Alabama	30-26	12-18	9.5	18-15	11-10	1-1	W1
Miss. State	24-30	8-22	13.5	21-14	3-14	0-2	L6

### Vanderbilt Offense in the SEC

#### Batting Average

Team: .290, 5th

Ind: .347, Dansby Swanson, 14th

#### On-Base Percentage

Team: .383, 3rd

Ind: .438, Dansby Swanson, 10th

#### Runs

Team: 365, 3rd

Ind: 60, Swanson, 1st - 55, Wiseman, 2nd - 46, Wiel, T-12th

#### Hits

Team: 565, 2nd

Ind: 75, Dansby Swanson, T-7th

#### RBI

Team: 331, 3rd

Ind: 51, Wiel, T-5th - 50, Swanson, T-7th

#### Doubles

Team: 117, 2nd

Ind: 19, Swanson, T-3rd - 15, Wiseman, T-9th - 14, Wiel, T-15th

#### Triples

Team: 22, T-1st

Ind: 6, Swanson, T-2nd - 4, Kendall, Wiseman, T-9th - 3, Reynolds, T-15th

#### Home Runs

Team: 49, 3rd

Ind: 12, Wiseman, T-6th - 11, Wiel, T-8th - 9, Swanson, T-11th

#### Walks

Team: 251, 3rd

Ind: 36, Dansby Swanson, T-10th

#### Strikeouts

Team: 477, 1st

Ind: 52, Reynolds, 4th - 55, Wiseman, T-5th - 51, Toffey, T-8th

#### Stolen Bases

Team: 83, 2nd

Ind:

#### Caught Stealing

Team: 32, 2nd

Ind: 5, Campbell, T-8th

### Vanderbilt Pitching in the SEC

#### ERA

Team: 2.94, 2nd

Ind: 1.51, Fulmer, 1st - 2.97, Buehler, 9th

#### Opposing Batting Average

Team: .218, 1st

Ind: .182, Fulmer, 1st - .220, Pfeifer, 7th

#### Innings Pitched

Team: 513.2, 2nd

Ind: 95.2, Carson Fulmer, 2nd

#### Strikeouts

Team: 556, 1st

Ind: 132, Fulmer, 1st - 82, Pfeifer, T-7th - 72, Buehler, 15th

#### Wins

Team: 39, 4th

Ind: 11, Carson Fulmer, 1st

#### Losses

Team: 17, 11th

Ind:

#### Saves

Team: 10, T-11th

Ind: 5, Philip Pfeifer, T-12th

#### Hits

Team: 403, 2nd

Ind: 53, Pfeifer, 4th - 61, Fulmer, T-11th

#### Runs

Team: 205, 3rd

Ind: 22, Fulmer, T-3rd - 28, Buehler, T-9th

#### Earned Runs

Team: 168, 2nd

Ind: 16, Fulmer, T-1st - 23, Buehler, T-6th

#### Walks

Team: 246, 14th

Ind:

#### Home Runs

Team: 26, T-3rd

Ind: 4, Carson Fulmer, T-11th