



VANDERBILT COMMODORES GAME NOTES

Vanderbilt Athletic Communications ★ 2601 Jess Neely Dr. Nashville, TN 37212
Baseball Contact: Kyle Parkinson ★ Phone: 615.343.0020 ★ Email: kyle.parkinson@vanderbilt.edu
vucommodores.com ★ twitter: @vandybaseball

COMMODORES AT-A-GLANCE

Game #54 Road #18

Streak.....	W1
Home	24-8
Road	11-6
Neutral	2-2
Day	20-10
Night.....	17-6
vs. RH starters.....	25-9
vs. LH starters	12-7
Extra-Innings	4-2
Doubleheaders	5-1
Shutouts	11-0
One-Run Games	7-6
Three+ Run Games.....	26-6
Series W-L-T	9-3-0
Series Sweeps	4-0
On Artificial Turf.....	25-9
On Natural Grass	12-7
Scoring First	30-9
Opp. Scores First.....	7-7
Scoring 3+ runs	35-9
Opp. Scores 3+ runs.....	15-16
Hitting at least 1 HR	24-7
Hitting no HR.....	13-9
Making at least 1 error.....	23-9
Making no errors.....	14-7
Leading after 6 inn.....	26-3
Trailing after 6 inn	4-11
Tied after 6 inn	7-2
Leading after 7 inn.....	30-2
Trailing after 7 inn	2-12
Tied after 7 inn	5-2
Leading after 8 inn.....	33-3
Trailing after 8 inn	1-12
Tied after 8 inn	3-1
vs. Top 5 Teams	2-0
vs. Top 10 Teams	1-3
vs. Top 25 Teams	3-0
In the State of Tenn.....	25-9
vs. Out-of-State Opp.....	31-12
On Weekdays.....	11-3
On Weekends.....	26-13

COMMODORES BROADCAST

Joe Fisher calls the action on
WNSR 560 AM / 95.9 FM
beginning 15-minutes prior to
first pitch.

#10 Vanderbilt Commodores (37-16, 18-9) at Alabama Crimson Tide (29-24, 11-16)

Thursday, May 7 ★ 7 p.m. [SEC Network+]

Friday, May 8 ★ 7 p.m. [SEC Network+]

Saturday, May 9 ★ 3:30 p.m. [SEC Network]

VANDERBILT RE-VU

Vanderbilt reclaimed the Barrel in the Battle of the Barrel against No. 2 Louisville Tuesday night with a 5-2 win. Lefties Ryan Johnson and John Kilichowski combined to limit the Cardinals to just four hits. The Commodores let a late lead slip away on Saturday in a 9-7 loss to No. 2 Florida in 10 innings. VU took a three-run lead to the eighth inning but could not hold in dropping the series finale. Dansby Swanson hit two home runs and Rhett Wiseman added his team-best 12th homer. Florida evened the series with a 7-3 win on Friday night. Philip Pfeifer took the loss allowing five runs over 4.1 innings. Carson Fulmer tossed his second shutout of the season as the Commodores set the school record with their 11th shutout in a 2-0 victory over Florida Friday night. Fulmer struck out 11 to earn his 10th win of the year.

ON THE BUMP

Thursday, May 14

RHP Carson Fulmer (10-1, 1.56) vs. LHP Taylor Guilbeau (2-5, 3.73)

Friday, May 15

LHP Philip Pfeifer (3-4, 4.35) vs. RHP Jake Walters (4-3, 2.17)

Saturday, May 16

RHP Walker Buehler (3-1, 3.14) vs. TBA

HOOVER - TAKE ONE

Vanderbilt makes the trek to Hoover to take on the Crimson Tide the week before traveling back to Hoover for the SEC Tournament. The Commodores and Tide tangle for the first time since 2013 when the Dorees took two-of-three at Hawkins Field to wrap up a record 26-3 league mark. The weekend series at The Hoover Met will mark the first time the two schools have faced off in the ballpark, having not met in the SEC Tournament since the ballpark moved to The Met in 1997.

FULMER NAMED SEC PITCHER OF THE WEEK... FINALLY

Carson Fulmer was finally named SEC Pitcher of the Week for his second shutout of the season last Thursday against Florida. The right-hander punched out 11 and faced only two innings with Gators in scoring position en route to his league-best 10th win of the season. Fulmer has struck out at least 11 batters in five starts this season and leads the SEC with 118 punch outs entering the final weekend. Fulmer is the fifth Commodore this season to be recognized by the league's weekly honors.

BIG GAME WILL

Freshman Will Toffey has been the Commodores' most steady bat in league games this season, entering the final SEC weekend with a team-best .350 average, three home runs and a team-high 24 RBI. Toffey rolls into Thursday night's match-up against the Tide riding a 25-game hitting streak in league games, having registered hits in every SEC game he has started except the first one against Arkansas on March 14. His .350 average in league games is 10th-best among all players in the SEC and his 24 RBI rank fourth overall and lead all freshmen.

KING FULMER

Carson Fulmer begins the final weekend of the regular season with a rare feat in sight. The junior leads the SEC in wins (10), strikeouts (118) and ERA (1.56) and could become just the fourth player in league history to win the pitching triple crown. The last player to win the crown was Tennessee's Luke Hochevar in 2005 joining Mississippi State's Ken Kurtz in 1979 and Frank Montgomery in 1962. Fulmer's spectacular season has pushed him into ninth all-time at Vanderbilt with 264 strikeouts and he sits at 20 wins in his career.

COMMODORE NOTES


2011 - 54 wins

**2012
35 wins**

2013 - 54 wins


2014 - 51 wins

Since 2011, the Vanderbilt has three 50-win seasons with the rest of the SEC combining for four 50-win seasons.



Since Tim Corbin's arrival at Vanderbilt in 2003, no SEC school has sent more players into professional baseball with 77 Commodores being drafted by MLB teams.

Entering the 2015 season, the Commodores have more wins than any team in the SEC since 2011 with 194 victories.



CONSISTENT COMMODORES' STREAK ENDS

The Commodores' impressive streak came to an end April 14. Vanderbilt had not lost three straight games since early in the 2012 season when the team dropped five straight (March 16-23). Since that five-game losing streak the Doreas had played 216 games without losing three straight going 161-55 (.745). Among major league baseball's greatest teams only the 1902 National League champion Pittsburgh Pirates can match the Doreas streak. The Pirates had no three-game losing streaks during their 103-36 campaign. The 1906 Chicago Cubs' and 2001 Seattle Mariners' teams that won 116 games apiece had one losing streak of at least three games something the 1998 (four losing streaks of at least three games) and 1927 (three) world champion Yankees could not accomplish.

VANDY ROSTER FEATURES FIVE PRESEASON ALL-AMERICANS

Five Commodores earned preseason All-American accolades led by juniors Walker Buehler, Carson Fulmer and Dansby Swanson. The trio have been selected as first team All-Americans by every media outlet that produces an All-American preseason team. Swanson was tabbed a second and third team All-American last season before capturing the Most Outstanding Player award at the College World Series. Sophomores Bryan Reynolds and Hayden Stone also picked up multiple preseason All-American nods after the duo earned Freshman All-American status last season.

BUEHLER, FULMER, SWANSON ON GOLDEN SPIKES LIST

Juniors Walker Buehler, Carson Fulmer and Dansby Swanson are all on the Golden Spikes Award watch list making Vanderbilt the only school in the nation with three players on the 50-player list. The trio leads a pack of a national-best 12 players from the Southeastern Conference. David Price is the only Commodore to ever win the award, picking up the national honor along with many others for his spectacular 2007 season that saw him strikeout a school record 194 batters.

KEY PIECES, EXPERIENCE BACK FOR DORES

An experienced roster takes the field for the Commodores this season with 17 returning lettermen on the 33-man roster. Vanderbilt returns a majority of the core of the national championship team from a year ago led by All-Americans Walker Buehler, Carson Fulmer, Bryan Reynolds, Hayden Stone and Dansby Swanson. Reynolds and Swanson led the team in hitting in 2014 with the 2015 roster bringing back 65% (426/655) of the team's hits from last season. The Doreas were one of the leading teams in the country in doubles and return 105 of the team's 145 from last year (72.4%) along with 69 of the team's 120 stolen bases (80%) in 2014. On the mound, the trio of Buehler, Fulmer and Stone lead the way for a pitching staff that returns 60.2% (383/636) of the team's strikeouts, 60.7% (31/51) of the team's wins and 341.2 innings.

THE HOCKEY GUYS

Vanderbilt's roster is littered with multi-sport athletes but three freshmen on the team were standout hockey players prior to coming to West End. Tyler Green, Jeren Kendall and Will Toffey all had opportunities to play hockey past high school but chose the Black & Gold instead, including Toffey who turned down 2014 national champ Yale to attend VU.

VIVA LA DOMINICANA

The Commodores traveled to the Dominican Republic during Thanksgiving break last fall for a week of cultural immersion and baseball. The team played seven games against professional teams and spent time in a sugar cane village giving a clinic for the local children as well as doing community service. Vandy went 5-2 on the trip playing games against MLB Dominican Academy teams and two Dominican Winter League teams.

National Award Watch Lists

Player (Pos.)	Award
Walker Buehler (P)	Golden Spikes
Carson Fulmer (P)	Golden Spikes
Dansby Swanson (IF)	Golden Spikes
Zander Wiel (IF)	Golden Spikes
Hayden Stone (P)	NCWBA Stopper of the Year
Dansby Swanson (IF)	Brooks Wallace (Top SS)
Carson Fulmer (P)	National Pitcher of the Year

Commodore Weekly Winners

Player (Pos.)	Honor	Date
Kyle Wright	TSWA Pitcher of the Week	2/24
Carson Fulmer	National Pitcher of the Week	3/2
Zander Wiel	co-SEC Player of the Week	3/2
Zander Wiel	TSWA Player of the Week	3/2
Rhett Wiseman	SEC Player of the Week	3/16
Rhett Wiseman	TSWA Player of the Week	3/17
Jordan Sheffield	TSWA Pitcher of the Week	3/17
Carson Fulmer	National Pitcher of the Week	3/30
Zander Wiel	SEC Player of the Week	3/30
Carson Fulmer	TSWA Pitcher of the Week	3/31
Kyle Wright	co-SEC Freshman of the Week	4/6
Carson Fulmer	National Pitcher of the Week	4/13
Zander Wiel	National Player of the Week	4/27
Zander Wiel	SEC Player of the Week	4/27
Philip Pfeifer	National Pitcher of the Week	4/27
Jeren Kendall	SEC Freshman of the Week	4/27
Zander Wiel	TSWA Player of the Week	4/28
Carson Fulmer	TSWA Pitcher of the Week	4/28
Carson Fulmer	co-SEC Pitcher of the Week	5/11
Carson Fulmer	TSWA Pitcher of the Week	5/13

COMMODORE NOTES

COMMODORES PICKED TO WIN SEC

The coaches of the Southeastern Conference picked the Commodores to win the league in 2015 with 11 of the league's coaches picking Vanderbilt. Florida (2) and LSU (1) each received votes to claim the SEC title. The predicted order of finish in the SEC East: Vanderbilt, Florida, South Carolina, Tennessee, Georgia, Kentucky and Missouri. In the West division, LSU was picked to be the top team followed by Alabama, Texas A&M, Arkansas, Mississippi State, Ole Miss and Auburn.

CHAMPIONS' TOUR

Vanderbilt's national championship team was honored at multiple places in Nashville during the offseason. The team was recognized at a Tennessee Titans' game with Coach Corbin serving as the honorary 12th Titan. Vandy was also recognized at the Nashville Sounds, Nashville Predators and by the metro city council with a city resolution. CWS Most Outstanding Player Dansby Swanson was honored in his hometown of Marietta, Ga. with his own day and a key to the city.

SEC NETWORK BRINGS NEW ERA

The SEC Network brings a new era to college baseball with over 450 games on the family of ESPN networks. For the Commodores, 35 games will air on SEC Network+ including 26 Vanderbilt home games. The Dorees will also be featured on ESPNU, ESPN2 and the SEC Network's linear channel a total of 12 times during the regular season. Kevin Ingram and former Commodore Andrew Harris are slated to call the action along with Max Herz for Vanderbilt's SEC Network+ games this year.

DORES ON THE AIR MORE THAN EVER IN 2015

Vanderbilt's flagship station WNSR 560 AM/95.9 FM is set to broadcast 51 games in 2015, the most ever. Only five games of the team's regular season slate will not air on the radio with all five games coming in the first two weeks of the season (Feb. 15, 18, 21, 22 and 28). Once again Eric Jones will call the team's games until The Voice of the Commodores Joe Fisher concludes the Commodores' men's basketball season. Audio of all 56 games on the Dorees' schedule will be available on the team's Vanderbilt Game Day app and vucommoedores.com for free.

Commodores In The Pros

Player (Years at VU) Team

MLB

Pedro Alvarez (06-08)	Pittsburgh
Ryan Flaherty (06-08)	Baltimore
Sonny Gray (09-11)	Oakland
Mike Minor (07-09)	Atlanta
David Price (05-07)	Detroit
Antoan Richardson (04-05)	Texas

AAA

Mike Baxter (04-05)	Iowa (CHC)
Matt Buschmann (03-06)	Durham (TB)
Curt Casali (08-11)	Durham (TB)
Nick Christiani (06-09)	Louisville (CIN)
Taylor Hill (08-11)	Syracuse (WAS)
Drew VerHagen (2012)	Toledo (DET)

AA

Will Clinard (09-12)	Erie (DET)
Vince Conde (12-14)	Trenton (NYY)
Caleb Cotham (08-09)	Trenton (NYY)
Jason Esposito (09-11)	Bowie (BAL)
Grayson Garvin (09-11)	Montgomery (TB)
Conrad Gregor (11-13)	Corpus Christi (HOU)
Connor Harrell (10-13)	Erie (DET)
Drew Hayes (08-10)	Pensacola (CIN)
Tony Kemp (11-13)	Corpus Christi (HOU)
Mark Lamm (08-11)	Mississippi (ATL)
Sam Selman (10-12)	Northwest Arkansas (KC)
Casey Weathers (2006-07)	Lynchburg (CLE)
Mike Yastrzemski (10-13)	Bowie (BAL)

A


Tyler Beede (12-14)	San Jose (SF)
Brian Miller (12-14)	Bowling Green (TB)
Jared Miller (12-14)	Kane County (ARI)
Spencer Navin (11-13)	Great Lakes (LAD)
John Norwood (12-14)	Greensboro (MIA)
Adam Ravenelle (12-14)	West Michigan (DET)
Corey Williams (10-11)	Fort Myers (MIN)
Kevin Ziomek (11-13)	Lakeland (DET)

Extended Spring Training

Chris Harvey (12-14)	Pittsburgh
----------------------	------------



HEAD COACH TIM CORBIN



Head Coach Tim Corbin is in his 13th season at the helm of the Vanderbilt baseball program. During his tenure Corbin has turned the Commodores into a national power and taken the program to unprecedented success leading Vanderbilt to the top of college baseball in 2014 with the school's first-ever men's national championship in the Dores' second trip to the College World Series in four seasons.

Corbin's overall record of 516-250 (.674) is second all-time in terms of wins at Vanderbilt, and first in terms of winning percentage for coaches with 100 games or more. In his career as a head coach Corbin is 622-388 (.616).

Vanderbilt finished off the school's second-ever national championship with a dramatic 3-2 victory over Virginia in the finals of the College World Series to cap a 51-21 season in 2014. The 51-win season marked the third time in the last four seasons Corbin had led the Dores to at least 50 wins as the Vandy skipper was named the consensus National Coach of

the Year. Corbin's Commodores rose to the occasion in the postseason sweeping through the Nashville Regional with wins over Xavier and Oregon before taking down Stanford in three games of the Super Regional to advance to Vanderbilt's second College World Series in school history. Hawkins Field hosted NCAA Regionals and Super Regionals for the third time in four years. Once in Omaha, Corbin continued to push the Commodores with wins over rival Louisville in the first round and comeback win over UC Irvine. VU reached the championship series with a dramatic, walk-off win over Texas on Tyler Campbell's bases loaded, infield single. The team sealed the national title in the third game thanks to an eighth inning, solo homer from John Norwood and clutch pitching from Adam Ravenelle over the final two frames. The final victory in Omaha gave the Dores a 10-3 record in the NCAA Tournament.

Corbin reached two more milestones during the regular season with his 500th victory at Vanderbilt, a 5-1 victory at Missouri on May 3, 2014, and his 600th career victory with a win at Arkansas on April 19, 2014.

For the second time in his career Corbin was named the SEC Coach of the Year by the league's coaches after the Commodores posted one of the best seasons in school history in 2013. The Commodores matched the school record with a 54-12 mark and smashed the Southeastern Conference record, finishing the conference slate an amazing 26-3. Vanderbilt won every series during the regular season, including nine series sweeps. The squad outscored opponents by an average of 8.2-3.9 runs per game with the pitching staff turning in a sub 3.00 ERA for the second time in three seasons. Five Commodores earned All-American honors led by first team All-Americans Tony Kemp and Tyler Beede. Kemp became just the second Commodore in history to be named SEC Player of the Year and just the third in league history to win both Freshman of the Year and Player of the Year awards in his career. Over the summer, Beede pitched for Team USA to become the 12th Vanderbilt player to don the Stars & Stripes.

The Commodores' SEC regular season championship was the team's second in three years and third under Corbin. For the fourth time in five years the Dores played in the SEC Championship game and made their eighth straight appearance in the NCAA Tournament hosting Regionals for the third time in school history and Super Regionals for the second time.

The 2012 Vanderbilt Commodores overcame a slow start to the season to post the team's seventh straight trip to the postseason. The Dores finished the season as one of the hottest teams in the nation winning four of the last four SEC series of the regular season, including series victories over No. 3 Kentucky and at No. 4 LSU. Vanderbilt rolled into the SEC Tournament having won 12 of the last 15 regular season games. Corbin guided the Commodores to the championship game for the sixth time in nine trips, losing to a red-hot Mississippi State team in the final. Vanderbilt made the NCAA Tournament with a trip to the Raleigh Regional finishing runner-up to host NC State to end the season 35-28.

For the second consecutive season (2011-12) the Commodores' freshman class was tabbed as the nation's best by Baseball America, becoming the first school in the poll's 13-year history to post back-to-back top classes. Vanderbilt's 2012 freshman class was the unanimous top class, also picking up the honor from Collegiate Baseball. Since Corbin's arrival in 2003, Vanderbilt has earned three top-ranked recruiting classes (2005) and is the only school in the nation to have more than two top classes.

In 2012, one of Corbin's prize pupils, David Price, was named the American League Cy Young Award winner. Price was the top overall pick by Tampa Bay in 2007 after a stellar career at Vanderbilt. The southpaw went 20-5 with a 2.56 ERA and 205 strikeouts over 211 innings for the Rays to become the first Commodore to win the Cy Young.

The Commodores' magical run to Omaha saw several school records equaled or passed. VU won 54 games to match the school record set in 2007 and set the SEC record with 12 players selected in the Major League Baseball draft. Hawkins Field hosted the NCAA Regional round for just the second time in history and Super Regionals for the first time with the Dores sweeping through both rounds en route to the College World Series. Individual awards supplemented the team's success with Grayson Garvin earning SEC Pitcher of the Year and Tony Kemp picking up SEC Freshman of the Year honors. Garvin became the second VU pitcher to earn the prestigious league award joining David Price, while Kemp is the second Commodore to be named the league's freshman of the year along with Pedro Alvarez. All four awards have come under Corbin's watch. Sonny Gray, Jason Esposito, Aaron Westlake and Garvin all garnered All-American honors with Kevin Zimek, T.J. Pecoraro, Conrad Gregor and Kemp being named Freshmen All-American.

The 2010 Commodores racked up the second-most wins in school history finishing the year with a 46-20 mark, eventually falling at Florida State in the third game of the Super Regional. In order to get to Florida State the team advanced out of the Louisville regional, a place that saw the Dores' 2009 season end. During the regular season, Corbin led the Commodores to a 16-12 mark, good enough for third in the Southeastern Conference East division behind Florida and eventual national champion South Carolina.

The 2008 draft saw eight Commodores selected, highlighted by Pedro Alvarez who was taken with the second overall pick by the Pittsburgh Pirates. Vanderbilt became the first school in draft history to have the first overall pick (David Price in 2007) and second overall pick in consecutive drafts.

In 2007, Corbin guided the Commodores to their best season ever, finishing with a school record 54 wins. The team also achieved a No. 1 national ranking for the first time in school history and held that honor for 13-of-15 weeks during the regular season.

The Vanderbilt baseball team also swept through the Southeastern Conference, winning both the regular season and tournament crown for the first time ever and it marked the first time an SEC team had done it since 1996. The team lost only one conference series the entire season against SEC West Division winner Arkansas in Fayetteville and avenged the series loss by defeating the Razorbacks in the SEC tournament title game.

The conference recognized Corbin for the work he had done, naming him SEC Coach of the Year. Corbin also picked up Co-National Coach of the Year honors from College Baseball Insider and regional Coach of the Year honors by the American Baseball Coaches Association.

The Commodores hosted their first-ever NCAA regional as the No. 1 National Seed and arrived as a power in college baseball. Corbin's success and methods of running the Vanderbilt program has earned him respect among the college and international baseball communities. In the summer of 2006 he managed the USA Baseball National Team to a 28-2-1 record that culminated with a gold medal finish at the FISU (International University Sports Federation) World University Championship in Havana, Cuba. The .919 winning percentage set a new national team high and it garnered special recognition by the United States Olympic Committee.

In 2006, he led a youthful Commodore squad to a 38-27 record and sixth-place finish in the rugged Southeastern Conference. The team was the youngest team in the league, with seven everyday starters being freshmen or sophomores. For the second time in three seasons, Corbin guided the team to the SEC Tournament Championship game and the young squad also gained valuable NCAA experience after advancing to the championship round of the Atlanta Regional. The 2006 team posted impressive series wins over College World Series participant Georgia, Super Regional participants South Carolina and Ole Miss, and took series on the road against Florida and LSU. The team handed LSU its worst conference loss at home in school history in the process.

In 2004, Corbin not only directed the Commodores to their first NCAA Tournament appearance in 24 years, he guided them to their first-ever Super Regional as they swept through the Charlottesville Regional with victories over George Mason, Princeton and host Virginia. In the Super Regional, they fell to the eventual national runner-up, Texas, but still carved out a piece of history as the first team in NCAA baseball history to make it that far one year after having finished with a sub-.500 record. Along the way Vanderbilt racked up 45 wins, was the only team to rank among the SEC's top five in earned run average (first), batting average (fourth) and fielding percentage (first) and finished with a .703 winning percentage, which was third-best in the highly competitive conference, which sent nine schools to the NCAA Tournament. The Commodores' school-record .978 fielding percentage was second in the nation, and their 30 error-free games were 11 more than the previous season.

His first Vanderbilt team in 2003 finished 27-28 overall and 14-16 in the SEC, good enough for second in the Eastern Division. It earned a conference tournament berth with a season-ending sweep of Tennessee capped by a dramatic ninth-inning rally in the series finale. The overall and conference victory totals were the most by a first-year Vanderbilt coach and were made more impressive by the fact that the Commodores were 12-5 in one-run games. That squad set then school records for fielding percentage (.972), fewest errors in a season (60), most saves in a season (15) and fewest walks allowed in a season (168). The team notched series victories over nationally-ranked conference foes LSU, Auburn and Florida, each among the top 15 at the time. Plus, on May 6, 2003, Vanderbilt recorded the first perfect game in school history, which was a collective effort. Four different pitchers contributed to the 4-0 victory over Western Kentucky.

Corbin, along with his coaching staff, are a tireless group that saw their recruiting efforts pay in 2005, 2011 and 2012 as their recruiting class was labeled the nation's best by Baseball America. Professional baseball has also taken notice of the program with eight Commodores being selected in the first round since 2003.

Before Corbin was hired as the 21st coach in program history, Vanderbilt had not earned a spot in the conference tournament in a decade but made the post-season tournament in 2004. During the 2004 regular season, Vanderbilt swept a series against Mississippi State for the first time. It was one of three conference whitewashes and one of five series wins in all. His efforts earned him the 2004 Vanderbilt Coach of the Year award and a nomination for the Nashville Sports Council's Sports Person of the Year. Plus, a school-record five players were named to the SEC All-Tournament team, five players were drafted on the first day and seven VU players in all were chosen in the Major League Baseball Draft, topped by No. 6 overall pick, pitcher Jeremy Sowers.

Corbin came to Vanderbilt following nine seasons as an assistant coach at baseball power Clemson. During his time there (1994-2002), the Tigers had more victories than all but four programs.

Prior to his tenure at Clemson, Corbin was head coach at Presbyterian College for six seasons beginning in 1988. There he restarted a baseball program that had been dormant for several years.

The Tim Corbin File

Personal

Full Name: Timothy Carter Corbin
Born: August 5, 1961 in Wolfeboro, N.H.
Hometown: Wolfeboro, N.H.
Family: Wife: Maggie Daughters: Molly and Hannah

Education

College: Ohio Wesleyan
Degrees: Master of Arts in Athletic Administration, 1986
..... Bachelor of Arts in Physical Education, 1984

Coaching Experience

2003-Present Vanderbilt Head Coach
2001-02 Clemson Associate Head Coach
1998-2001 Clemson Assistant Head Coach
1994-98 Clemson Assistant Coach
1988-93 Presbyterian College Head Coach
1987 Wofford Assistant Coach
1985-86 Ohio State Graduate Assistant Coach

NATIONAL RANKINGS

D1Baseball.com (Week 13)	Baseball America (Week 13)	USA Today (Week 13)	Collegiate Baseball (Week 13)	NCBWA (Week 13)	Perfect Game (Week 13)
1. LSU 43-8	1. Louisiana State 43-8	1. LSU 43-8	1. Louisiana St. 43-8	1. LSU 43-8	1. Louisiana State
2. Louisville 40-12	2. UCLA 36-12	2. Louisville 40-12	2. Illinois 43-6-1	2. Louisville 40-12	2. Louisville
3. UCLA 36-12	3. Louisville 40-12	3. TCU 39-9	3. Louisville 40-12	3. TCU 39-9	3. Illinois
4. TCU 39-9	4. Illinois 43-6	4. UCLA 36-12	4. UCLA 36-12	4. UCLA 36-12	4. TCU
5. Illinois 43-6-1	5. Texas Christian 39-9	5. Illinois 43-6-1	5. Texas Christian 39-9	5. Illinois 43-6-1	5. UCLA
6. Florida 38-14	6. Florida 38-14	6. Texas A&M 42-9	6. Texas A&M 42-9	6. Texas A&M 42-9	6. Florida
7. Texas A&M 42-9	7. Vanderbilt 36-16	7. Florida 38-14	7. Miami, Fla. 38-13	7. Florida 38-14	7. Texas A&M
8. Florida State 37-16	8. Texas A&M 42-9	8. Miami (Fla.) 38-13	8. Florida St. 37-16	8. UC Santa Barbara35-13-1	8. Miami
9. Miami 38-13	9. Florida State 37-16	8. Florida State 37-16	9. Florida 38-14	9. Florida State 37-16	9. Dallas Baptist
10. Vanderbilt 36-16	10. Missouri State 38-10	10. Vanderbilt 36-16	10. Vanderbilt 36-16	10. Miami, Florida 38-13	10. Florida State
11. Missouri State 38-10	11. Dallas Baptist 39-9	11. UC-Santa Barbara35-13-1	11. California 31-16	11. Vanderbilt 36-16	11. Oregon State
12. Dallas Baptist 39-9	12. UC Santa Barbara35-13	12. Dallas Baptist 39-9	12. Arizona St. 30-17	12. Dallas Baptist 39-9	12. Missouri State
13. Oklahoma St. 31-16	13. Oklahoma State31-16	13. Oklahoma St. 31-16	13. Iowa 37-12	13. Rice 33-16	13. Iowa
14. Iowa 37-12	14. Iowa 37-12	14. Rice 33-16	14. Oklahoma St. 31-16	14. Oklahoma St. 31-16	14. Vanderbilt
15. UC Santa Barbara35-13-1	15. USC 34-16	15. Missouri State 38-10	15. Missouri St. 38-10	15. Coll. of Charleston38-10	15. Oklahoma State
16. USC 34-16	16. Arizona State 30-17	16. USC 34-16	16. Dallas Baptist 39-9	16. USC 34-16	16. Arizona State
17. Arizona State 30-17	17. Miami 38-13	17. Iowa 37-12	17. USC 34-16	17. Missouri St. 38-10	17. Southern California
18. Coll. of Charleston39-10	18. Coll. of Charleston39-10	18. Arizona State 30-17	18. Oregon St. 32-14-1	18. Iowa 37-12	18. College of Charleston
19. Oregon State 32-14-1	19. Houston 32-16	19. Charleston 38-10	19. Rice 33-16	19. Florida Atlantic 36-14	19. UC Santa Barbara
20. Rice 33-16	20. Arkansas 30-19	20. Florida Atlantic 31-16	20. Coll. of Charleston 38-10	20. Arizona State 30-17	20. Florida Atlantic
21. Arkansas 30-19	21. Rice 33-16	21. Houston 35-17	21. Cal. St. Fullerton 28-21	21. Houston 35-17	21. Nevada
22. Houston 32-16	22. California 31-16	22. Nevada 40-12	22. UC Irvine 31-17	22. Oregon State 32-14-1	22. Houston
23. Radford 36-14	23. Oregon State 32-14	23. Oregon State 32-14	23. UC Santa Barbara35-13-1	23. Nevada 40-12	23. Maryland
24. Florida Atlantic36-14	24. Radford 36-14	24. Arkansas 30-19	24. Notre Dame 33-18	24. Arkansas 30-19	24. Arkansas
25. California 31-16	25. Florida Atlantic36-14	25. Coastal Carolina 33-16	25. Nevada 40-12	25. Maryland 35-17	25. Rice
			26. Houston 35-17	26. Coastal Carolina33-16	
			27. Arkansas 30-19	27. Virginia 29-19	
			28. St. John's 32-14	28. California 31-16	
			29. South Alabama 34-18	29. Texas Tech 29-20	
			30. Radford 36-14	30. UC Irvine 31-17	

Commodores Week-by-Week in the Polls

	D1Baseball.com	Baseball America	USA Today Coaches	Collegiate Baseball	NCBWA	Perfect Game
Preseason	1	1	1	1	1	1
Week 1 - 2/16	1	1	1	2	3	1
Week 2 - 2/23	1	1	1	4	5	1
Week 3 - 3/2	1	1	4	4	5	1
Week 5 - 3/9	5	5	5	7	6	5
Week 6 - 3/16	4	4	5	5	4	4
Week 7 - 3/23	2	2	3	3	2	4
Week 8 - 3/30	1	1	3	3	1	4
Week 9 - 4/7	1	1	2	2	1	3
Week 10 - 4/14	7	5	4	7	5	9
Week 11 - 4/21	13	8	9	14	9	13
Week 12 - 4/28	10	6	6	9	7	11
Week 13 - 5/4	9	6	8	11	9	12
Week 14 - 5/11	10	7	10	10	11	14
Week 15 - 5/18						
Week 16 - 5/25						
Final						

HITTERS NOTES

PROJECTED LINEUP

C 25 Karl Ellison - Sophomore

GP-GS: 31-30 AVG: .225 HR: 2 RBI: 12
Has caught 8 of the team's 11 shutouts. Hit his first 2 career home runs in 3-game span, including grand slam 3/29. Career-best 3 hits 3/7.

1B 43 Zander Wiel - RS-Junior

GP-GS: 53-53 AVG: .333 HR: 11 RBI: 49
18-for-47 (.383) with 5 homers, 13 runs and 12 RBI over last 12 games. Named SEC Player of the week for 3rd time 4/27 after driving in 8 runs and hitting .467. Career-best 4 hits 3/29.

2B 2 Tyler Campbell - Junior

GP-GS: 46-45 AVG: .235 HR: 0 RBI: 22
2-for-23 (.087) over last 8 games. 4 RBI 4/4 set career-high.

3B 10 Will Toffey - Freshman

GP-GS: 52-48 AVG: .306 HR: 3 RBI: 36
24-for-56 (.429) with 20 RBI and 11 runs scored over last 25 games. Hitting team-best .350 in SEC games with a 25-game hitting streak in SEC play. Collected a career-best 4 hits and 4 runs at UK 5/1.

SS 7 Dansby Swanson - Junior

GP-GS: 52-52 AVG: .346 HR: 9 RBI: 47
13-for-41 (.317) with 7 extra-base hits, 8 runs scored and 11 RBI over last 10 games. Hit career-best 2 HRs 5/9. Preseason All-American and Most Outstanding Player from last year's CWS.

LF 3 Jeren Kendall - Freshman

GP-GS: 41-37 AVG: .303 HR: 4 RBI: 24
17-for-50 (.340) with 8 extra-base hits and 11 RBI since return from injury. Tabbed SEC Freshman of the Week 4/27 after hitting .462 with 5 RBI.

CF 20 Bryan Reynolds - Sophomore

GP-GS: 53-52 AVG: .305 HR: 4 RBI: 38
Hit his first HR 5/12 since 4/10. Preseason All-American, set VU freshman record with 24 doubles.

RF 8 Rhett Wiseman - Junior

GP-GS: 53-53 AVG: .311 HR: 12 RBI: 36
4 multi-hit games in last 7 going 11-for-32 (.344) with 8 runs scored. Hit 2 HRs and drove in a career-best 4 runs at UK 5/1.

DH 1 Ro Coleman - Sophomore

GP-GS: 48-35 AVG: .280 HR: 1 RBI: 22
5-for-31 (.161) with 6 RBI over last 7 games. Knocked in a career-high 4 runs at UK 5/1.

COMMODORES LINEUP

Starts by position

C: Ellison 30, Delay 23
1B: Wiel 51, Green 2
2B: Campbell 45, Murfee 6, Rogers 2
3B: Toffey 48, Murfee 5
SS: Swanson 52, Sabino 1
LF: Reynolds 23, Kendall 15, Rogers 13, Coleman 2
CF: Reynolds 29, Kendall 22, Rogers 2
RF: Wiseman 53
DH: Coleman 33, Fulmer 5, Kilichowski 4, Wright 3, Buehler 2, Sabino 2, Murfee 2, Wiel 2

Batting Order

1st: Coleman 32, Reynolds 11, Swanson 5, Murfee 2, Kendall 1, Sabino 1, Campbell 1
2nd: Wiseman 50, Coleman 2, Swanson 1
3rd: Swanson 46, Reynolds 4, Wiseman 2
4th: Wiel 51, Reynolds 2
5th: Reynolds 34, Toffey 11, Murfee 6, Wiel 1, Wiseman 1
6th: Toffey 36, Rogers 3, Murfee 3, Campbell 2, Kilichowski 2, Buehler 2, Fulmer 1, Wiel 1, Sabino 1, Kendall 1
7th: Campbell 18, Ellison 10, Kendall 10, Rogers 6, Delay 3, Fulmer 3, Wright 2, Murfee 1
8th: Ellison 16, Kendall 11, Delay 10, Rogers 6, Campbell 5, Kilichowski 1, Coleman 1, Sabino 1, Green 1, Murfee 1
9th: Campbell 19, Kendall 14, Delay 10, Ellison 4, Rogers 2, Green 1, Wright 1, Kilichowski 1, Fulmer 1

PLAYER NOTES

5 Jason Delay

GP-GS: 29-23 AVG: .289 HR: 1 RBI: 15
6-for-19 (.316) over last 6 games with 2 RBI and 3 runs scored. Hit his first career HR 3/31.

6 Drake Parker

GP-GS: 8-0 AVG: .200 HR: 0 RBI: 0
First career hit 3/3, infield single.

11 Liam Sabino

GP-GS: 14-3 AVG: .217 HR: 0 RBI: 3
First career start at SS 4/28.

16 Penn Murfee

GP-GS: 32-13 AVG: .271 HR: 1 RBI: 9
Hits in 8 of last 15 games, 10-for-37 (.270).

18 Nolan Rogers

GP-GS: 38-17 AVG: .261 HR: 0 RBI: 6
5-for-9 (.556) as a pinch hitter this season.

19 Joey Mundy

GP-GS: 7-0 AVG: .333 HR: 0 RBI: 0
2 singles in 6 at-bats.

33 Tristan Chari

GP-GS: 6-0 AVG: .500 HR: 0 RBI: 2
Two-run single in first career at-bat 2/24.

36 Aubrey McCarty

GP-GS: 5-0 AVG: .200 HR: 0 RBI: 0
Picked up first collegiate hit 2/27.

39 Kyle Smith

GP-GS: 11-0 AVG: .000 HR: 0 RBI: 0
Solid summer in Hamptons Collegiate League.

44 Kyle Wright

GP-GS: 3-3 AVG: .000 HR: 0 RBI: 0
Talented two-way player from Ala.

55 Tyler Green

GP-GS: 14-2 AVG: .294 HR: 0 RBI: 0
Singled in 2nd career start at LOU 5/12.

HITTERS HI/LO

MULTI-HIT GAMES

2-HITS: Wiel 19, Swanson 14, Toffey 14, Reynolds 13, Wiseman 11, Campbell 9, Coleman 7, Ellison 6, Delay 6, Kendall 5, Murfee 2, Green 1, Rogers 1

3-HITS: Wiseman 6, Reynolds 5, Swanson 5, Murfee 2, Coleman 2, Wiel 2, Campbell 1, Sabino 1, Ellison 1, Kendall 1

4-HITS: Wiseman 2, Swanson 1, Kendall 1, Wiel 1, Coleman 1, Toffey 1

5-HITS:

MULTI-RBI GAMES

2-RBI: Swanson 8, Reynolds 6, Kendall 6, Wiseman 5, Wiel 5, Coleman 4, Toffey 3, Delay 2, Chari 1, Rogers 1, Campbell 1, Ellison 1

3-RBI: Reynolds 3, Wiseman 3, Swanson 3, Wiel 2, Campbell 2, Toffey 2, Delay 1, Murfee 1, Ellison 1

4-RBI: Wiel 3, Swanson 1, Kendall 1, Ellison 1, Toffey 1, Campbell 1, Wiseman 1, Coleman 1

5-RBI: Wiel 1

HOME RUNS

SOLO: Swanson 6, Wiel 6, Wiseman 5, Reynolds 3, Kendall 2, Murfee 1, Coleman 1, Delay 1, Toffey 1

2-R: Wiseman 3, Wiel 2, Kendall 2, Swanson 2, Ellison 1, Toffey 1

3-R: Swanson 1, Toffey 1, Wiseman 1

GS: Wiel 3, Ellison 1

MULTI-HR: Wiseman 1, Swanson 1

INDIVIDUAL BATTERS GAME BESTS

MOST AT-BATS

VU: *7, Four Tied, 4/10 vs. OM
OPP: 7, Sikes Orvis, 4/10 vs. OM

MOST HITS

VU: *4, Will Toffey, 5/1 at UK
OPP: 4, Jared Walsh, 4/4 at UGA

MOST RUNS

VU: *4, Will Toffey, 5/1 at UK
OPP: 3, Bobby Wernes, 3/14 vs. ARK G1

MOST RBI

VU: 5, Zander Wiel, 2/25 vs. WKU
OPP: 4, Colby Bortles, 4/10 vs. OM

MOST HOME RUNS

VU: 2, Dansby Swanson, 5/9 vs. UF
OPP: *1, Buddy Reed, 5/9 vs. UF

MOST WALKS

VU: 3, Rhett Wiseman, 3/3 vs. UE
OPP: *4, Buddy Reed, 5/8 vs. UF

MOST STRIKEOUTS

VU: *3, Wiel, Reynolds, 5/2 at UK
OPP: *4, Madison Stokes, 4/16 at SC

* occurred multiple times, last listed

PITCHERS NOTES

PROBABLE STARTERS

RHP 15 Carson Fulmer - Junior

G-GS: 13-13 W-L: 10-1 ERA: 1.56 IP: 86.2 BB: 33 K: 118

Last Start: 5/7 vs. UF, W, 9.0 IP, 6 H, 0R/0ER, 2 BB, 11 K

Punched out 11 in his second shutout of the season and second career vs. Florida to earn his 10th win of the season. Scoreless streaked snapped at 24 innings over four starts. At least six strikeouts in all 13 starts this season. Became the first VU pitcher since Sonny Gray vs. Brown in 2011 to strikeout at least 14 with no walks in a complete game vs. Ole Miss. Tabbed the No. 2 prospect on Team USA last summer after starring for Vandy going 7-1 with a 1.98 ERA, lowest ERA at VU since 1973, and 10 saves.

LHP Philip Pfeifer - RS-Junior

G-GS: 21-3 W-L: 3-4 ERA: 4.35 IP: 60.0 BB: 33 K: 76

Last Start: 5/8 vs. UF, L, 4.1 IP, 8 H, 5R/5ER, 3 BB, 5 K

Pinned with his second straight loss giving up two homers in loss to Florida. Struck out a career-best 13 in his first start of the season against Missouri over seven innings. Leads Vandy with 18 relief appearances and five saves going 2-2 with a 3.27 ERA over 44 innings out of the bullpen.

RHP 13 Walker Buehler - Junior

G-GS: 11-11 W-L: 3-1 ERA: 3.14 IP: 63.0 BB: 19 K: 66

Last Start: 5/9 vs. UF, ND, 6.1 IP, 6 H, 4R/4ER, 3 BB, 5 K

Gave up a three-run homer in the first inning for the second straight start, allowing four runs over 6.1 innings in no decision vs. Florida. Led Vanderbilt with 12 wins as a sophomore and his 111 strikeouts last season are tops among returners. Named the top prospect in the Cape Cod League and made one appearance for Team USA during summer.

PITCHING BREAKDOWN

	W-L-S	ERA	IP	H	R	ER	BB-I	SO
Starters	23-7	2.83	286.0	249	114	90	118-1	297
Relievers	14-9-9	3.26	201.2	137	84	73	118-0	225

RELIEVER NOTES

Pitcher	Last Relief App.	IP	H	R	ER	BB	SO	HR	RI/S	-----Season Totals-----		
										RI/S	SV	Ret./1BF (BB)
Joey Abraham	4/14 vs. BEL	1.0	2	0	0	0	1	0	0/0	2/2	0	1/5 (1)
Ben Bowden	5/9 vs. UF	1.1	3	2	2	0	1	0	2/0	15/5	2	10/19 (2)
Tyler Ferguson	5/8 vs. UF	2.0	0	0	0	2	1	0	3/1	8/5	0	5/11 (4)
Ryan Johnson	4/11 vs. OM	3.0	3	0	0	0	1	0	1/0	13/3	0	3/8 (3)
John Kilichowski	S, 5/12 at LOU	3.2	0	0	0	0	5	0	1/0	1/0	2	2/2 (0)
Aubrey McCarty	5/1 at UK	1.0	0	0	0	0	1	0	0/0	0/0	0	4/4 (0)
Philip Pfeifer	4/18 at SC	1.2	0	0	0	0	3	0	2/0	15/2	5	8/18 (5)
Matt Ruppenthal	4/14 vs. BEL	1.0	1	1	1	0	1	0	0/0	2/0	0	6/8 (1)
Jordan Sheffield	L, 5/9 vs. UF	2.1	4	3	1	1	2	0	2/0	9/0	0	9/11 (1)
Collin Snider	5/1 at UK	1.0	0	0	0	0	1	0	0/0	9/3	0	8/12 (1)
Brendan Spagnuolo	2/24 vs. UTM	2.0	6	2	2	0	4	0	0/0	0/0	0	1/1 (0)
Hayden Stone	L, 2/21 vs. ISU	0.2	3	3	3	2	2	0	2/1	2/1	0	0/2 (2)
Kyle Wright	5/8 vs. UF	2.2	2	2	1	2	4	0	2/1	13/4	0	15/17 (0)
TEAM TOTALS										89/25 (28%)	9	71/108 (20)

CATCHERS LOG

	TEAM W-L	CS/SBA	PB	ERA
Chari	0-0	0/0 (0%)	0	2.25 (3ER/12.0IC)
Delay	14-9	5/18 (28%)	6	3.43 (78ER/204.2IC)
Ellison	23-7	10/18 (56%)	4	2.72 (82ER/271.0IC)
TEAM	37-16	20/41 (49%)	10	3.01 (163ER/487.2IC)

PITCHERS HI/LO

STARTERS LOG

	TEAM W-L	QS	RS
Fulmer	12-1	8	7.8
Kilichowski	3-7	2	3.8
Ferguson	2-0	0	7.0
Wright	3-0	1	9.3
Stone	1-0	0	16.0
Johnson	4-0	2	7.0
Buehler	6-5	5	6.6
Sheffield	5-1	3	6.5
Pfeifer	1-2	1	6.7

INDIVIDUAL PITCHERS GAME BESTS

MOST INNINGS PITCHED, STARTER

VU: *9.0, Carson Fulmer, 5/7 vs. UF

OPP: 9.0, Jack Wynkoop, 4/17 at SC

MOST INNINGS PITCHED, RELIEVER

VU: 6.0, Philip Pfeifer, 4/10 vs. OM

OPP: 6.0, Scott Weathersby, 4/10 vs. OM

MOST WALKS

VU: *6, Jordan Sheffield, 4/5 at UGA

OPP: 6, Jared Walsh, 4/5 at UGA

MOST STRIKEOUTS

VU: 14, Carson Fulmer, 4/9 vs. OM

OPP: *12, A.J. Puk, 5/8 vs. UF

MOST HBP

VU: *2, Walker Buehler, 5/9 vs. UF

OPP: 3, Dominic Taccolini, 3/14 vs. ARK G2

FEWEST HITS, CG

VU: 2, Carson Fulmer, 4/9 vs. OM

OPP: 10, Jack Wynkoop, 4/17 at SC

FEWEST WALKS, CG

VU: 0, Carson Fulmer, 4/9 vs. OM

OPP: 1, Jack Wynkoop, 4/17 at SC

* occurred multiple times, last listed

MISCELLANEOUS STATS

Commodores

TEAM

Opponents

15, 3/14 vs. ARK G2	Most Runners LOB	16, 3/29 vs. UT
4, 4/11 vs. OM	Double Plays Turned	3, 2/20 vs. ISU
3, six times, last 5/9 vs. UF	Most Errors Committed	4, three times, last 5/9 vs. UF
15, 2/27 vs. ILS	Largest Margin of Victory	7, 2/21 vs. ISU
16, three times, last 3/1 vs. ILS	Most Runs, Game	11, 5/2 at UK
10 (6th), 2/27 vs. ILS	Most Runs, Inning	7 (6th), 2/21 vs. ISU
3, six times, last 5/9 vs. UF	Most Home Runs, Game	2, six times, last 5/8 vs. UF
2 (5th), three times, last 4/24 vs. MIZ	Most Home Runs, Inning	2 (2nd), twice, last 3/24 at MTSU
19, 3/1 vs. ILS	Most Hits, Game	14, 4/3 at UGA
9 (6th), 2/27 vs. ILS	Most Hits, Inning	6 (7th), 2/21 vs. ISU
3, 3/15 vs. ARK	Fewest Hits, Game	1, 3/11 vs. QUI
6, 2/27 vs. ILS	Most Stolen Bases, Game	2, three times, last 5/3 at UK
9, four times, last 4/5 at UGA	Most Walks Drawn, Game	12, three times, last 3/3 vs. UE
1, twice, last 4/24 vs. MIZ	Fewest Walks Drawn, Game	0, three times, last 5/12 at LOU
19, 4/10 vs.	Most Strikeouts (Hitters), Game	22, 4/10 vs. OM
3, twice, last 5/12 at LOU	Fewest Strikeouts (Hitters), Game	3, twice, last 4/5 at UGA
Longest Game, Innings	16, 4/10 vs. OM	
Longest Game, Time (9 inn.): 4:08, 3/1 vs. ILS	Seven-Inning Game:	Extra-inning Game: 5:29, 4/10 vs. OM
Shortest Game, Time (9 inn.): 2:26, 4/9 vs. OM	Seven-Inning Game:	Extra-inning Game: 4:03, twice, 3/21 at AUB
Largest Home Crowd	3,626 (sellout), six times - 5/9 vs. UF	
Largest Road Crowd	8,242 - 4/17 at SC	
Longest Winning Streak	8, 2/22-3/6	
Longest Losing Streak	3, 4/10-14	
Consecutive Errorless Games	5, 4/17-25	

Runs by Inning

Road			Home			Neutral		
VU	INN.	OPP	VU	INN.	OPP	VU	INN.	OPP
12	1	6	31	1	10	2	1	0
8	2	9	14	2	19	1	2	1
11	3	12	42	3	10	0	3	1
10	4	6	13	4	17	0	4	1
9	5	11	34	5	4	3	5	1
13	6	16	39	6	6	4	6	9
24	7	6	25	7	10	0	7	0
19	8	7	19	8	14	1	8	0
7	9	4	6	9	14	0	9	1
1	X	0	3	X	3	1	X	0
115 TOTAL	77		223 TOTAL	107		12 TOTAL	14	

Comeback Wins

Date/Opp.	Score	Final
2/14 SCU G2	5-2 (4)	7-6 (10)
2/20 ISU	2-0 (4)	3-2
2/25 WKU	6-1 (4)	10-6
3/1 ILS	10-0 (4)	16-10
3/3 UE	8-7 (M9)	9-8 (12)
3/14 ARK G1	7-3 (M9)	8-7 (12)
3/21 @AU G1	2-0 (2)	10-5
3/24 @MTSU	6-2 (5)	12-7
4/4 @UGA	3-0 (3)	11-7
4/5 @UGA	2-1 (6)	4-2
5/1 @UK	3-2 (3)	13-3
5/3 @UK	3-1 (2)	7-3

Commodores Record when they score:

Runs	0	1	2	3	4	5	6	7	8	9	10+
W-L	0-0	1-2	0-4	2-1	3-2	3-4	5-1	2-1	2-0	7-0	11-0

Commodores Record when opponent scores:

Runs	0	1	2	3	4	5	6	7	8	9	10+
W-L	10-0	3-0	8-0	5-3	0-1	2-2	2-3	4-2	1-1	0-2	1-1

Record by Months

	Home	Road	Total
February	6-1	0-0	8-2
March	11-1	4-2	15-4
April	6-4	4-3	10-7
May	1-2	3-1	4-3

Record by Days

Mon.	Tues.	Wed.	Thurs.	Fri.	Sat.	Sun.
0-0	8-3	3-0	3-0	8-4	8-8	7-1

Blown Leads

Date/Opp.	Score	Final
2/14 SCU G1	6-5 (8)	7-6
2/21 ISU	1-0 (4)	8-1
3/28 UT	3-0 (2)	9-5
4/10 OM	5-1 (8)	6-5 (16)
4/11 OM	4-3 (6)	5-4
4/14 BEL	2-1 (5)	3-2
4/18 @SC	2-0 (5)	3-2
5/2 @UK	1-0 (1)	11-5
5/8 UF	1-0 (1)	7-3
5/9 UF	7-4 (7)	9-7 (10)

LAST TIME IT HAPPENED...

A Vanderbilt Team...

Won 10 or more consecutive games.....	4/20-5/16/13 (14)
Lost five or more consecutive games.....	3/16-23/12 (5)
Scored 20 or more runs in a game21 vs. Niagara, 2/21/10
Scored 10+ Runs in an Inning.....	10 vs. Illinois State, 2/27
Did Not Strikeout.....	vs. Tennessee-Martin, 2/23/05
Hit consecutive home runs.....	Karl Ellison, Jeren Kendall at Middle Tennessee St., 3/25
Had a triple steal.....	Xavier Turner (home), Jack Lupo (3rd), Tony Kemp (2nd) vs. Lipscomb, 3/26/13
Shut out consecutive opponents.....	vs. Evansville (13-0), 2/27/13
.....	vs. Illinois-Chicago (9-0), 3/1/13
Shut out the opponent.....	vs. Florida (2-0), 5/7
Was shut out by the opponent at home	vs. Georgia Tech (5-0), 6/2/13
Was shut out by the opponent on the road	at Florida (1-0), 5/8/14
Was shut out in two consecutive games.....	vs. Kentucky (14-0) (4-0), 4/23/76
Swept a conference doubleheader.....	at Auburn, 3/21
Was swept in a conference doubleheader.....	vs. Tennessee, 4/25/10
Swept a conference series at home.....	vs. Missouri, 4/24-26
Was swept in a conference series at home	vs. Tennessee, 5/14-16/09
Swept a conference series (Three-games) on the road	at Georgia, 4/3-5
Was swept in a conference series on the road	at Florida, 3/16-18/12
Lost a conference series at home.....	vs. Florida, 5/7-9
Lost a conference series on the road.....	at South Carolina, 4/16-18

A Vanderbilt Player...

Hit two home runs in a game	Dansby Swanson vs. Florida, 5/9
Hit three home runs in a game.....	Aaron Westlake vs. Oregon State, 6/11/11
Hit a grand slam	Zander Wiel vs. Missouri, 4/25
Walk-Off Home Run	Rhett Wiseman vs. Illinois-Chicago, 3/3/13
Hit for the cycle.....	Clinton Johnston vs. Kentucky, 4/28/96
Had seven or more RBI in a game.....	Dominic de la Osa (7) vs. Georgia, 4/16/06
.....	Karl Nonemaker (7) vs. Kentucky, 5/12/02
Had five or more hits in a game	Tony Kemp (5) at Belmont, 2/19/13
Had two hits in an Inning.....	Rhett Wiseman (1B,1B) vs. Tennessee, 3/29
Had 10 or more total bases in a game	Zander Wiel (10) at Georgia (G2), 4/20/13
Stole three or more bases in a game	Jeren Kendall (3) vs. Florida, 5/9
Stole Home.....	Nolan Rogers vs. Illinois State, 3/1
Had a 10-game hit streak	Ro Coleman (13), 3/29-4/17
Had a 15-game hit streak	Bryan Reynolds (16), 3/10-4/3
Had a 20-game hit streak	Xavier Turner (27), 3/4-4/22/14
Had a 25-game hit streak	Xavier Turner (27), 3/4-4/22/14
Had 10 or more strikeouts in a game	Carson Fulmer (11) vs. Florida, 5/7
Had 15 or more strikeouts in a game	Kevin Ziomek (15) vs. Illinois-Chicago, 3/1/13
Pitched a complete game	Carson Fulmer vs. Florida, 5/7
Pitched a nine-inning, complete game shutout	Carson Fulmer vs. Florida, 5/7
Pitched a seven-inning, complete game shutout	Nick Christiani vs. Belmont, 5/5/09
Pitched a combined shutout	Ryan Johnson (8.0), Kyle Wright (1.0) vs. MTSU, 4/21
Pitched a no-hitter	Jensen Lewis, Nick Pilkington, John Scott, Matt Buschmann at Western Ky., 5/6/03
Pitched a perfect game.....	Jensen Lewis, Nick Pilkington, John Scott, Matt Buschmann at Western Ky., 5/6/03



VANDERBILT
BASEBALL

2015 ROSTER

No.	Name	Pos.	B/T	HT	WT	CL/EXP.	Hometown (High School/Previous School)
1	Ro Coleman	IF	S/R	5-5	150	So./1L	Chicago, Ill. (Simeon HS)
2	Tyler Campbell	IF	R/R	5-11	170	Jr./2L	Portland, Ore. (Oswego HS)
3	Jeren Kendall	OF	L/R	5-11	180	Fr./HS	Holmen, Wisc. (Holmen HS)
5	Jason Delay	C	R/R	6-0	200	So./1L	Johns Creek, Ga. (Northview HS)
6	Drake Parker	OF	L/L	5-6	165	Fr./RS	Union City, Tenn. (Union City HS)
7	Dansby Swanson	IF	R/R	6-1	190	Jr./2L	Marietta, Ga. (Marietta HS)
8	Rhett Wiseman	OF	L/R	6-1	205	Jr./2L	Mansfield, Mass. (Buckingham Browne & Nichols HS)
10	Will Toffey	IF	L/R	6-2	195	Fr./HS	Barnstable, Mass. (Salisbury School)
11	Liam Sabino	IF	R/R	6-1	185	Fr./HS	East Stroudsburg, Pa. (Blair Academy)
13	Walker Buehler	RHP	R/R	6-2	175	Jr./2L	Lexington, Ky. (Henry Clay HS)
15	Carson Fulmer	RHP	R/R	6-0	195	Jr./2L	Lakeland, Fla. (All Saints' Academy)
16	Penn Murfee	IF	R/R	6-2	190	Fr./RS	Nashville, Tenn. (Montgomery Bell Academy)
18	Nolan Rogers	IF	L/R	5-9	190	So./1L	Bloomington, Ind. (Bloomington HS)
19	Joey Mundy	IF	L/R	6-3	215	Fr./HS	Huntington, W. Va. (Huntington HS)
20	Bryan Reynolds	OF	S/R	6-2	210	So./1L	Brentwood, Tenn. (Brentwood HS)
21	John Kilichowski	LHP	L/L	6-5	210	So./1L	Tampa, Fla. (Jesuit HS)
22	Philip Pfeifer	LHP	L/L	6-0	195	R-Jr./2L	Knoxville, Tenn. (Farragut HS)
23	Joey Abraham	RHP	R/R	6-0	200	Fr./HS	Little Rock, Ark. (Central HS)
24	Jordan Sheffield	RHP	R/R	6-0	185	Fr./RS	Tulahoma, Tenn. (Tulahoma HS)
25	Karl Ellison	C	R/R	6-0	200	So./1L	Naples, Fla. (Barron Collier HS)
28	Matt Ruppenthal	RHP	R/R	6-4	230	Fr./HS	Bloomfield Hills, Mich. (Brother Rice HS)
31	Ryan Johnson	LHP	R/L	6-1	170	Fr./RS	Cedar Park, Texas (Cedar Park HS)
32	Hayden Stone	RHP	R/R	6-0	185	So./1L	Columbia, Tenn. (Columbia HS)
33	Tristan Chari	C	S/R	6-2	200	Fr./HS	Nashville, Tenn. (Montgomery Bell Academy)
34	Brendan Spagnuolo	RHP	R/R	6-2	190	Fr./HS	Massapequa, N.Y. (Chaminade HS)
35	Ben Bowden	LHP	L/L	6-4	225	So./1L	Lynn, Mass. (Lynn English HS)
36	Aubrey McCarty	IF/P	S/S	6-3	215	Fr./RS	Doerun, Ga. (Colquitt County HS)
39	Kyle Smith	OF/IF	R/R	6-4	220	Jr./2L	Old Hickory, Tenn. (Mt. Juliet HS)
40	Collin Snider	RHP	R/R	6-4	190	Fr./HS	Murfreesboro, Tenn. (Riverdale HS)
43	Zander Wiel	IF	R/R	6-3	225	R-Jr./2L	Murfreesboro, Tenn. (Blackman HS)
44	Kyle Wright	RHP/IF	R/R	6-4	200	Fr./HS	Huntsville, Ala. (Buckhorn HS)
45	Tyler Ferguson	RHP	R/R	6-4	225	Jr./2L	Fresno, Calif. (Clovis West HS)
55	Tyler Green	IF	R/R	6-6	230	Fr./RS	Williamsville, N.Y. (Williamsville North HS)

Head Coach: 4 Tim Corbin (Ohio Wesleyan, 1984) - 13th Season at Vanderbilt

Assistant Coaches: 26 Scott Brown (SUNY-Cortland, 1999); 50 Travis Jewett (Washington State, 1993)

Volunteer Coach: 12 David Macias (Vanderbilt, 2008)

Director of Sport Performance: Chris Ham (Illinois, 2005)

Athletic Trainer: Tracy Campbell (James Madison, 2008)

Director of Baseball Operations: Drew Fann (Vanderbilt, 2011)

Equipment Manager: Garrett Walker (Trevecca Nazarene, 2009)

Student Managers: Michael Portu, Josh Ruchotzke & Ben Sampson

Video Operations: Sam Wild

Pronunciation Chart

Ben Bowden <u>BO</u> -den
Tristan Chari <u>CHAR</u> -ee
Jeren Kendall <u>JAIR</u> -en
John Kilichowskikill-a- <u>CHOW</u> -ski
Joey Mundy -mun- <u>DEE</u>
Matt Ruppenthal <u>RUPE</u> -en-thal
Liam Sabinosa- <u>BEE</u> -no
Brendan Spagnuolo <u>SPAG</u> -new-o-lo
Zander Wielwheel

Alphabetical Roster

Joey Abraham 23	Carson Fulmer 15	Philip Pfeifer 22	Hayden Stone 32
Ben Bowden 35	Tyler Green 55	Bryan Reynolds 20	Dansby Swanson 7
Walker Buehler 13	Ryan Johnson 31	Nolan Rogers 18	Will Toffey 10
Tyler Campbell 2	Jeren Kendall 3	Matt Ruppenthal 28	Zander Wiel 43
Tristan Chari 33	John Kilichowski 21	Liam Sabino 11	Rhett Wiseman 8
Ro Coleman 1	Aubrey McCarty 36	Jordan Sheffield 24	Kyle Wright 44
Jason Delay 5	Joey Mundy 19	Kyle Smith 39	
Karl Ellison 25	Penn Murfee 16	Collin Snider 40	
Tyler Ferguson 45	Drake Parker 6	Brendan Spagnuolo 34	

2015 SCHEDULE

DATE	OPPONENT	W-L	WP	LP	SV	TIME	ATT.
FEBRUARY							
13	Santa Clara [^]	W 4-0	Fulmer (1-0)	Steffens (0-1)	Pfeifer (1)	2:44	2958
14	Santa Clara [^]	L 7-6	Karalus (1-1)	Stone (0-1)		3:45	
DH	Santa Clara [^]	W 6-5 (10)	Sheffield (1-0)	Karalus (1-1)		4:08	2754
20	Indiana State	W 3-2	Bowden (1-0)	Keaffaber (0-1)		3:04	
21	Indiana State	L 8-1	Degano (2-0)	Stone (0-2)		3:06	
22	Indiana State	W 6-0	Wright (1-0)	Kuhlman (0-2)		2:50	
24	UT Martin [^]	W 16-3	Stone (1-2)	Shaw (0-1)		2:59	2365
25	Western Kentucky [^]	W 10-6	Pfeifer (1-0)	Pearson (0-2)		3:11	2405
27	Illinois State [^]	W 16-1	Fulmer (2-0)	Headean (1-1)		3:30	2409
28	Illinois State	W 3-2	Kilichowski (1-0)	Hendren (1-1)	Pfeifer (2)	2:53	2502
MARCH							
1	Illinois State [^]	W 16-10	Bowden (2-0)	Heilenbach (0-1)		4:08	2758
3	Evansville [^]	W 9-8 (12)	Sheffield (2-0)	Gould (0-1)		4:03	2375
6	at UCLA	W 6-0	Fulmer (3-0)	Kaprielian (3-1)		3:15	2204
7	at USC	L 6-5	Huberman (3-1)	Bowden (2-1)		3:01	1401
8	TCU	L 4-2	Morrison (3-0)	Pfeifer (1-1)	Ferrell (5)	2:48	
10	Quinnipiac [^]	W 9-2	Sheffield (3-0)	Luciani (0-1)		2:54	2444
11	Quinnipiac [^]	W 8-0	Johnson (1-0)	Thomas (1-2)		3:05	2450
14	Arkansas ^{*^}	W 8-7 (12)	Bowden (3-1)	Stone (0-2)		4:54	
DH	Arkansas ^{*^}	W 9-1	Buehler (1-0)	Taccolini (3-2)	Kilichowski (1)	3:15	3040
15	Arkansas ^{*^}	W 1-0	Pfeifer (2-1)	Alberius (1-2)		2:32	3150
17	Tennessee Tech [^]	W 9-1	Johnson (2-0)	Gardner (0-1)		2:45	2813
20	at Auburn ^{*^}	L 6-4	Thompson (4-2)	Fulmer (3-1)	Lipscomb (1)	3:14	2869
21	at Auburn ^{*^}	W 10-5	Buehler (2-0)	Wingenter (1-2)	Pfeifer (3)	3:30	2766
DH	at Auburn ^{*\$}	W 7-6 (10)	Bowden (4-1)	Yarbrough (0-1)		4:03	2840
24	at MTSU	W 12-7	Wright (2-0)	Alton (3-1)		3:27	2620
27	Tennessee ^{*^}	W 9-0	Fulmer (4-1)	Marks (2-3)		2:57	3409
28	Tennessee ^{*#}	L 9-5	Serrano (2-3)	Pfeifer (2-2)		3:14	3626
29	Tennessee ^{*#}	W 14-3	Johnson (3-0)	Martin (1-1)		3:24	3626
31	Wofford [^]	W 6-0	Wright (3-0)	Lance (2-1)		2:50	2762
APRIL							
1	Wofford [^]	W 5-3	Kilichowski (2-0)	Accetta (1-2)	Bowden (1)	2:50	2942
3	at Georgia ^{*^}	W 9-7	Fulmer (5-1)	McLaughlin (3-2)	Pfeifer (4)	3:27	2551
4	at Georgia ^{*^}	W 11-7	Buehler (3-0)	Lawlor (3-4)		3:12	3162
5	at Georgia ^{*#}	W 4-2	Wright (4-0)	Tucker (0-1)	Pfeifer (5)	3:07	2157
7	Lipscomb [^]	L 3-1	Puckett (2-1)	Kilichowski (2-1)	Andros (1)	2:59	3060
9	Ole Miss ^{*\$}	W 6-0	FULMER (6-1)	Trent (5-3)		2:26	3111
10	Ole Miss ^{*^}	L 6-5 (16)	Weathersby (1-1)	Wright (4-1)		5:29	3540
11	Ole Miss ^{*#}	L 5-4	Stokes (1-3)	Ferguson (0-1)	Waguespack (1)	3:17	3626
14	Belmont [^]	L 3-2	McGrath (4-2)	Sheffield (3-1)	Kinney (1)	2:37	2886
16	at South Carolina ^{*\$}	W 12-0	Fulmer (7-1)	Fiori (3-1)		3:19	6905
17	at South Carolina ^{*#}	L 5-2	WYNKOOP (5-4)	Buehler (3-1)		2:54	7340
18	at South Carolina ^{*+}	L 3-2	Mincey (2-2)	Kilichowski (2-2)	Widener (9)	2:59	8242
21	MTSU [^]	W 4-0	Johnson (4-0)	Ring (4-2)		2:30	2987
24	Missouri ^{*^}	W 9-2	Fulmer (8-1)	McClain (5-5)		2:50	3348
25	Missouri ^{*^}	W 12-2	Pfeifer (3-2)	Houck (6-3)		2:45	3424
26	Missouri ^{*^}	W 5-2	Bowden (5-1)	Tribby (0-3)		2:37	3496
28	at Belmont	L 4-1	McGrath (6-3)	Kilichowski (2-3)	Kinney (5)	2:54	918
MAY							
1	at Kentucky ^{*^}	W 13-3	Fulmer (9-1)	Brown (4-5)		3:10	2655
2	at Kentucky ^{*^}	L 11-5	Beggs (7-2)	Pfeifer (3-3)		3:05	2512
3	at Kentucky ^{*^}	W 7-3	Sheffield (4-1)	Strecker (2-1)	Bowden (2)	3:27	3043
7	Florida ^{*\$}	W 2-0	FULMER (10-1)	Shore (6-5)		2:51	3626
8	Florida ^{*^}	L 7-3	Puk (7-3)	Pfeifer (3-4)		3:22	3626
9	Florida ^{*#}	L 9-7 (10)	Lewis (4-1)	Sheffield (4-2)		4:10	3626
12	at Louisville	W 5-2	Johnson (5-0)	McClure (1-1)	Kilichowski (2)	2:45	5042
14	at Alabama ^{*^}		Hoover, Ala.		7 p.m.	SEC Network+	
15	at Alabama ^{*^}		Hoover, Ala.		7 p.m.	SEC Network+	
16	at Alabama ^{*#}		Hoover, Ala.		3:30 p.m.	SEC Network	

All times Central and subject to change * Southeastern Conference Game ^ Televised on SEC Network+ # Televised on SEC Network \$ Televised on ESPNU + Televised on ESPN2

THE SOUTHEASTERN CONFERENCE

SEC Standings - 5 / 13

Overall — SEC —

East

Team	W-L	W-L	GB	Home	Away	Neutral	Streak
Vanderbilt	37-16	18-9	-	24-8	11-6	2-2	W1
Florida	38-14	17-10	2.0	26-5	11-8	1-1	W2
Missouri	28-24	14-13	4.0	12-12	7-11	9-1	L5
Kentucky	28-23	12-14	5.5	15-11	7-12	6-0	W1
South Carolina	31-22	12-15	6.0	24-9	6-13	1-0	W2
Georgia	25-26	9-17	8.5	15-14	9-12	1-0	W3
Tennessee	21-25	8-18	9.5	10-11	10-14	1-0	W1

West

Team	W-L	W-L	GB	Home	Away	Neutral	Streak
LSU	44-8	19-7	-	28-6	12-2	4-0	W4
Texas A&M	42-9	17-9	2.0	30-6	9-3	3-0	L1
Arkansas	31-19	15-11	4.0	21-11	10-5	0-3	W2
Ole Miss	29-24	14-13	5.5	18-10	10-13	1-1	W5
Auburn	33-20	12-15	7.5	25-11	7-9	1-0	W1
Alabama	29-24	11-16	8.5	17-13	11-10	1-1	W6
Miss. State	24-27	8-19	11.5	21-14	3-11	0-2	L3

Vanderbilt Offense in the SEC

Batting Average

Team: .294, 4th

Ind: .346, Dansby Swanson, 13th

On-Base Percentage

Team: .387, 2nd

Ind: .437, Dansby Swanson, 12th

Runs

Team: 356, 3rd

Ind: 59, Swanson, 1st - 53, Wiseman, 2nd - 45, Wiel, T-10th

Hits

Team: 544, 2nd

Ind: 71, Swanson, T-7th - 69, Wiseman, T-13th

RBI

Team: 322, 3rd

Ind: 49, Wiel, T-4th - 47, Swanson, T-8th

Doubles

Team: 112, 2nd

Ind: 17, Swanson, 4th - 15, Wiseman, T-7th - 14, Wiel, T-10th - 13, Reynolds, T-14th

Triples

Team: 20, T-3rd

Ind: 6, Swanson, T-2nd - 4, Kendall, T-9th - 3, Wiseman, Reynolds, T-14th

Home Runs

Team: 48, T-2nd

Ind: 12, Wiseman, T-6th - 11, Wiel, 8th - 9, Swanson, T-10th

Walks

Team: 240, 3rd

Ind: 34, Swanson, T-9th - 31, Wiseman, T-12th

Strikeouts

Team: 453, 1st

Ind: 53, Wiseman, 5th - 52, Reynolds, 6th - 49, Toffey, 8th

Stolen Bases

Team: 82, 2nd

Ind:

Caught Stealing

Team: 31, 1st

Ind: 5, Campbell, T-8th

Vanderbilt Pitching in the SEC

ERA

Team: 3.01, 2nd

Ind: 1.56, Fulmer, 1st - 3.14, Buehler, 12th

Opposing Batting Average

Team: .220, 1st

Ind: .192, Fulmer, 2nd - .211, Pfeifer, 4th

Innings Pitched

Team: 487.2, 2nd

Ind: 86.2, Carson Fulmer, 2nd

Strikeouts

Team: 522, 1st

Ind: 118, Fulmer, 1st - 76, Pfeifer, 7th

Wins

Team: 37, 4th

Ind: 10, Carson Fulmer, 1st

Losses

Team: 16, 11th

Ind:

Saves

Team: 9, T-12th

Ind: 5, Philip Pfeifer, T-11th

Hits

Team: 386, 2nd

Ind: 47, Pfeifer, 4th - 48, Kilichowski, 5th - 59, Fulmer, T-12th

Runs

Team: 198, T-3rd

Ind: 21, Fulmer, T-1st - 23, Kilichowski, 6th - 27, Buehler, T-9th

Earned Runs

Team: 163, 3rd

Ind: 15, Fulmer, 1st - 20, Kilichowski, T-4th - 22, Buehler, 7th

Walks

Team: 236, 14th

Ind: 13, Kilichowski, T-3rd - 19, Buehler, T-14th

Home Runs

Team: 26, T-4th

Ind: