



VANDERBILT
BASEBALL

VANDERBILT COMMODORES GAME NOTES

Vanderbilt Athletic Communications ★ 2601 Jess Neely Dr. Nashville, TN 37212
Baseball Contact: Kyle Parkinson ★ Phone: 615.343.0020 ★ Email: kyle.parkinson@vanderbilt.edu
vucommodores.com ★ twitter: @vandybaseball

COMMODORES AT-A-GLANCE

Game #50 Home #30

Streak.....	W1
Home.....	23-6
Road.....	10-6
Neutral.....	2-2
Day.....	20-9
Night.....	15-5
vs. RH starters.....	23-8
vs. LH starters.....	12-6
Extra-Innings.....	4-1
Doubleheaders.....	5-1
Shutouts.....	10-0
One-Run Games.....	7-6
Three+ Run Games.....	25-5
Series W-L-T.....	9-2-0
Series Sweeps.....	4-0
On Artificial Turf.....	23-7
On Natural Grass.....	12-7
Scoring First.....	28-8
Opp. Scores First.....	7-6
Scoring 3+ runs.....	34-7
Opp. Scores 3+ runs.....	15-14
Hitting at least 1 HR.....	23-5
Hitting no HR.....	12-9
Making at least 1 error.....	22-7
Making no errors.....	13-7
Leading after 6 inn.....	24-2
Trailing after 6 inn.....	4-10
Tied after 6 inn.....	7-2
Leading after 7 inn.....	28-1
Trailing after 7 inn.....	2-11
Tied after 7 inn.....	5-2
Leading after 8 inn.....	31-2
Trailing after 8 inn.....	1-11
Tied after 8 inn.....	3-1
vs. Top 5 Teams.....	1-0
vs. Top 10 Teams.....	0-1
vs. Top 25 Teams.....	3-0
In the State of Tenn.....	24-7
vs. Out-of-State Opp.....	29-10
On Weekdays.....	10-3
On Weekends.....	24-11

COMMODORES BROADCAST

Joe Fisher calls the action on
WNSR 560 AM / 95.9 FM
beginning 15-minutes prior to
first pitch.

#10 Florida Gators (36-13, 15-9) at #9 Vanderbilt Commodores (35-14, 17-7)

Thursday, May 7 ★ 6:30 p.m. [ESPNU]

Friday, May 8 ★ 6:30 p.m. [SEC Network+]

Saturday, May 9 ★ 12 p.m. [SEC Network]

Tuesday, May 12 ★ at #2 Louisville ★ 5 p.m. CT

VANDERBILT RE-VU

Vanderbilt rallied late to claim the series at Kentucky on Sunday with a 7-5 victory. Jeren Kendall's two-run homer in the eighth inning put the Dores in front for good. A pair of big innings were too much for the Dores on Saturday in an 11-5 loss to Kentucky. Philip Pfeifer took the loss allowing 10 runs, six earned, over 4.2 innings. Vanderbilt won the opener at Kentucky 13-3 on Friday night. Will Toffey scored four runs with four hits, Rhett Wiseman hit two homers with four RBI and Ro Coleman knocked in four more runs in the win.

ON THE BUMP

Thursday, May 7

RHP Carson Fulmer (9-1, 1.74) vs. RHP Logan Shore (6-4, 3.01)

Friday, May 8

LHP Philip Pfeifer (3-3, 3.88) vs. LHP A.J. Puk (6-3, 5.08)

Saturday, May 9

RHP Walker Buehler (3-1, 2.86) vs. RHP Alex Faedo (4-1, 3.27)

SHOWDOWN WITH THE GATORS

No. 10 Florida visits Hawkins Field with first place on the line in the SEC East this weekend. The Commodores enter the weekend atop the East division with a two-game lead over the Gators and a half game over both LSU and Texas A&M for the league overall lead. The Dores have won two straight series against the Gators taking two-of-three in Gainesville last season. Carson Fulmer's shutout on Friday night evened the series and the Vandy offense finished the deal with a 16-2 win on Saturday. The two teams played a wild series two years ago at Hawkins Field with VU winning the series on Sunday 5-4 in a time-shortened game. Vanderbilt is 70-127-1 all time vs. Florida.

NOT FRESHMEN ANY MORE

Freshmen Jeren Kendall and Will Toffey have not played like freshmen since late March with the duo leading the Commodores in hitting since March 20 (28 games). Kendall leads the team, hitting .377 (23-for-61) with Toffey second at .339 (37-for-109). The duo has combined for seven home runs, 34 runs scored and 35 RBI. During the same stretch, fellow freshman Kyle Wright has allowed only one earned run over 21.2 innings across a team-high 13 appearances. The right-hander is 3-1 with 25 strikeouts during the span.

COLEMAN HOLDS THE KEY

Since taking over the leadoff spot as the team's designated hitter on March 29, Ro Coleman has hit .305 (29-for-95) and reached base in 19 of those 22 games. The Commodores are 13-6 over the stretch when Coleman reaches base safely and average 6.5 runs per game.

LAST CALL AT THE HAWK

This weekend's series will be the last three regular season games at Hawkins Field. The Commodores finish the season on the road with games at No. 2 Louisville next Tuesday and at Alabama next weekend. The Dores are 6-6 in the final home series of the regular season under head coach Tim Corbin.

SCHMITTOU NAMED SEC LEGEND

Former Vanderbilt head coach Larry Schmittou has been named a 2015 Baseball Legend by the SEC. Schmittou guided the Commodores from 1968-78 going 306-252-1 and winning back-to-back SEC titles in 1973-74. During his tenure at Vandy, the Dores won more games than any other SEC school and was one of only two schools in the league to win four division titles. Schmittou owned multiple minor league franchises from 1978-96 starting with the Nashville Sounds. He served as the Vice President of Marketing for the Texas Rangers from 1983-86.

COMMODORE NOTES


2011 - 54 wins

**2012
35 wins**

2013 - 54 wins


2014 - 51 wins

Since 2011, the Vanderbilt has three 50-win seasons with the rest of the SEC combining for four 50-win seasons.



Since Tim Corbin's arrival at Vanderbilt in 2003, no SEC school has sent more players into professional baseball with 77 Commodores being drafted by MLB teams.

Entering the 2015 season, the Commodores have more wins than any team in the SEC since 2011 with 194 victories.



CONSISTENT COMMODORES' STREAK ENDS

The Commodores' impressive streak came to an end April 14. Vanderbilt had not lost three straight games since early in the 2012 season when the team dropped five straight (March 16-23). Since that five-game losing streak the Dorees had played 216 games without losing three straight going 161-55 (.745). Among major league baseball's greatest teams only the 1902 National League champion Pittsburgh Pirates can match the Dorees streak. The Pirates had no three-game losing streaks during their 103-36 campaign. The 1906 Chicago Cubs' and 2001 Seattle Mariners' teams that won 116 games apiece had one losing streak of at least three games something the 1998 (four losing streaks of at least three games) and 1927 (three) world champion Yankees could not accomplish.

VANDY ROSTER FEATURES FIVE PRESEASON ALL-AMERICANS

Five Commodores earned preseason All-American accolades led by juniors Walker Buehler, Carson Fulmer and Dansby Swanson. The trio have been selected as first team All-Americans by every media outlet that produces an All-American preseason team. Swanson was tabbed a second and third team All-American last season before capturing the Most Outstanding Player award at the College World Series. Sophomores Bryan Reynolds and Hayden Stone also picked up multiple preseason All-American nods after the duo earned Freshman All-American status last season.

BUEHLER, FULMER, SWANSON ON GOLDEN SPIKES LIST

Juniors Walker Buehler, Carson Fulmer and Dansby Swanson are all on the Golden Spikes Award watch list making Vanderbilt the only school in the nation with three players on the 50-player list. The trio leads a pack of a national-best 12 players from the Southeastern Conference. David Price is the only Commodore to ever win the award, picking up the national honor along with many others for his spectacular 2007 season that saw him strikeout a school record 194 batters.

KEY PIECES, EXPERIENCE BACK FOR DORES

An experienced roster takes the field for the Commodores this season with 17 returning lettermen on the 33-man roster. Vanderbilt returns a majority of the core of the national championship team from a year ago led by All-Americans Walker Buehler, Carson Fulmer, Bryan Reynolds, Hayden Stone and Dansby Swanson. Reynolds and Swanson led the team in hitting in 2014 with the 2015 roster bringing back 65% (426/655) of the team's hits from last season. The Dorees were one of the leading teams in the country in doubles and return 105 of the team's 145 from last year (72.4%) along with 69 of the team's 120 stolen bases (80%) in 2014. On the mound, the trio of Buehler, Fulmer and Stone lead the way for a pitching staff that returns 60.2% (383/636) of the team's strikeouts, 60.7% (31/51) of the team's wins and 341.2 innings.

THE HOCKEY GUYS

Vanderbilt's roster is littered with multi-sport athletes but three freshmen on the team were standout hockey players prior to coming to West End. Tyler Green, Jeren Kendall and Will Toffey all had opportunities to play hockey past high school but chose the Black & Gold instead, including Toffey who turned down 2014 national champ Yale to attend VU.

VIVA LA DOMINICANA

The Commodores traveled to the Dominican Republic during Thanksgiving break last fall for a week of cultural immersion and baseball. The team played seven games against professional teams and spent time in a sugar cane village giving a clinic for the local children as well as doing community service. Vandy went 5-2 on the trip playing games against MLB Dominican Academy teams and two Dominican Winter League teams.

National Award Watch Lists

Player (Pos.)	Award
Walker Buehler (P)	Golden Spikes
Carson Fulmer (P)	Golden Spikes
Dansby Swanson (IF)	Golden Spikes
Zander Wiel (IF)	Golden Spikes
Hayden Stone (P)	NCWBA Stopper of the Year
Dansby Swanson (IF)	Brooks Wallace (Top SS)
Carson Fulmer (P)	National Pitcher of the Year

Commodore Weekly Winners

Player (Pos.)	Honor	Date
Kyle Wright	TSWA Pitcher of the Week	2/24
Carson Fulmer	National Pitcher of the Week	3/2
Zander Wiel	co-SEC Player of the Week	3/2
Zander Wiel	TSWA Player of the Week	3/2
Rhett Wiseman	SEC Player of the Week	3/16
Rhett Wiseman	TSWA Player of the Week	3/17
Jordan Sheffield	TSWA Pitcher of the Week	3/17
Carson Fulmer	National Pitcher of the Week	3/30
Zander Wiel	SEC Player of the Week	3/30
Carson Fulmer	TSWA Pitcher of the Week	3/31
Kyle Wright	co-SEC Freshman of the Week	4/6
Carson Fulmer	National Pitcher of the Week	4/13
Zander Wiel	National Player of the Week	4/27
Zander Wiel	SEC Player of the Week	4/27
Philip Pfeifer	National Pitcher of the Week	4/27
Jeren Kendall	SEC Freshman of the Week	4/27
Zander Wiel	TSWA Player of the Week	4/28
Carson Fulmer	TSWA Pitcher of the Week	4/28

COMMODORE NOTES

COMMODORES PICKED TO WIN SEC

The coaches of the Southeastern Conference picked the Commodores to win the league in 2015 with 11 of the league's coaches picking Vanderbilt. Florida (2) and LSU (1) each received votes to claim the SEC title. The predicted order of finish in the SEC East: Vanderbilt, Florida, South Carolina, Tennessee, Georgia, Kentucky and Missouri. In the West division, LSU was picked to be the top team followed by Alabama, Texas A&M, Arkansas, Mississippi State, Ole Miss and Auburn.

CHAMPIONS' TOUR

Vanderbilt's national championship team was honored at multiple places in Nashville during the offseason. The team was recognized at a Tennessee Titans' game with Coach Corbin serving as the honorary 12th Titan. Vandy was also recognized at the Nashville Sounds, Nashville Predators and by the metro city council with a city resolution. CWS Most Outstanding Player Dansby Swanson was honored in his hometown of Marietta, Ga. with his own day and a key to the city.

SEC NETWORK BRINGS NEW ERA

The SEC Network brings a new era to college baseball with over 450 games on the family of ESPN networks. For the Commodores, 35 games will air on SEC Network+ including 26 Vanderbilt home games. The Dorees will also be featured on ESPNU, ESPN2 and the SEC Network's linear channel a total of 12 times during the regular season. Kevin Ingram and former Commodore Andrew Harris are slated to call the action along with Max Herz for Vanderbilt's SEC Network+ games this year.

DORES ON THE AIR MORE THAN EVER IN 2015

Vanderbilt's flagship station WNSR 560 AM/95.9 FM is set to broadcast 51 games in 2015, the most ever. Only five games of the team's regular season slate will not air on the radio with all five games coming in the first two weeks of the season (Feb. 15, 18, 21, 22 and 28). Once again Eric Jones will call the team's games until The Voice of the Commodores Joe Fisher concludes the Commodores' men's basketball season. Audio of all 56 games on the Dorees' schedule will be available on the team's Vanderbilt Game Day app and vucommoedores.com for free.

Commodores In The Pros

Player (Years at VU) Team

MLB

Pedro Alvarez (06-08)	Pittsburgh
Ryan Flaherty (06-08)	Baltimore
Sonny Gray (09-11)	Oakland
Mike Minor (07-09)	Atlanta
David Price (05-07)	Detroit
Antoan Richardson (04-05)	Texas

AAA

Mike Baxter (04-05)	Iowa (CHC)
Matt Buschmann (03-06)	Durham (TB)
Curt Casali (08-11)	Durham (TB)
Nick Christiani (06-09)	Louisville (CIN)
Taylor Hill (08-11)	Syracuse (WAS)
Drew VerHagen (2012)	Toledo (DET)

AA

Will Clinard (09-12)	Erie (DET)
Caleb Cotham (08-09)	Trenton (NYY)
Jason Esposito (09-11)	Bowie (BAL)
Grayson Garvin (09-11)	Montgomery (TB)
Conrad Gregor (11-13)	Corpus Christi (HOU)
Connor Harrell (10-13)	Erie (DET)
Drew Hayes (08-10)	Pensacola (CIN)
Tony Kemp (11-13)	Corpus Christi (HOU)
Mark Lamm (08-11)	Mississippi (ATL)
Sam Selman (10-12)	Northwest Arkansas (KC)
Casey Weathers (2006-07)	Lynchburg (CLE)
Mike Yastrzemski (10-13)	Bowie (BAL)

A


Tyler Beede (12-14)	San Jose (SF)
Vince Conde (12-14)	Tampa (NYY)
Brian Miller (12-14)	Bowling Green (TB)
Jared Miller (12-14)	Kane County (ARI)
Spencer Navin (11-13)	Great Lakes (LAD)
John Norwood (12-14)	Greensboro (MIA)
Adam Ravenelle (12-14)	West Michigan (DET)
Corey Williams (10-11)	Fort Myers (MIN)
Kevin Ziomek (11-13)	Lakeland (DET)

Extended Spring Training

Chris Harvey (12-14)	Pittsburgh
----------------------	------------



HEAD COACH TIM CORBIN



Head Coach Tim Corbin is in his 13th season at the helm of the Vanderbilt baseball program. During his tenure Corbin has turned the Commodores into a national power and taken the program to unprecedented success leading Vanderbilt to the top of college baseball in 2014 with the school's first-ever men's national championship in the Dores' second trip to the College World Series in four seasons.

Corbin's overall record of 516-250 (.674) is second all-time in terms of wins at Vanderbilt, and first in terms of winning percentage for coaches with 100 games or more. In his career as a head coach Corbin is 622-388 (.616).

Vanderbilt finished off the school's second-ever national championship with a dramatic 3-2 victory over Virginia in the finals of the College World Series to cap a 51-21 season in 2014. The 51-win season marked the third time in the last four seasons Corbin had led the Dores to at least 50 wins as the Vandy skipper was named the consensus National Coach of

the Year. Corbin's Commodores rose to the occasion in the postseason sweeping through the Nashville Regional with wins over Xavier and Oregon before taking down Stanford in three games of the Super Regional to advance to Vanderbilt's second College World Series in school history. Hawkins Field hosted NCAA Regionals and Super Regionals for the third time in four years. Once in Omaha, Corbin continued to push the Commodores with wins over rival Louisville in the first round and comeback win over UC Irvine. VU reached the championship series with a dramatic, walk-off win over Texas on Tyler Campbell's bases loaded, infield single. The team sealed the national title in the third game thanks to an eighth inning, solo homer from John Norwood and clutch pitching from Adam Ravenelle over the final two frames. The final victory in Omaha gave the Dores a 10-3 record in the NCAA Tournament.

Corbin reached two more milestones during the regular season with his 500th victory at Vanderbilt, a 5-1 victory at Missouri on May 3, 2014, and his 600th career victory with a win at Arkansas on April 19, 2014.

For the second time in his career Corbin was named the SEC Coach of the Year by the league's coaches after the Commodores posted one of the best seasons in school history in 2013. The Commodores matched the school record with a 54-12 mark and smashed the Southeastern Conference record, finishing the conference slate an amazing 26-3. Vanderbilt won every series during the regular season, including nine series sweeps. The squad outscored opponents by an average of 8.2-3.9 runs per game with the pitching staff turning in a sub 3.00 ERA for the second time in three seasons. Five Commodores earned All-American honors led by first team All-Americans Tony Kemp and Tyler Beede. Kemp became just the second Commodore in history to be named SEC Player of the Year and just the third in league history to win both Freshman of the Year and Player of the Year awards in his career. Over the summer, Beede pitched for Team USA to become the 12th Vanderbilt player to don the Stars & Stripes.

The Commodores' SEC regular season championship was the team's second in three years and third under Corbin. For the fourth time in five years the Dores played in the SEC Championship game and made their eighth straight appearance in the NCAA Tournament hosting Regionals for the third time in school history and Super Regionals for the second time.

The 2012 Vanderbilt Commodores overcame a slow start to the season to post the team's seventh straight trip to the postseason. The Dores finished the season as one of the hottest teams in the nation winning four of the last four SEC series of the regular season, including series victories over No. 3 Kentucky and at No. 4 LSU. Vanderbilt rolled into the SEC Tournament having won 12 of the last 15 regular season games. Corbin guided the Commodores to the championship game for the sixth time in nine trips, losing to a red-hot Mississippi State team in the final. Vanderbilt made the NCAA Tournament with a trip to the Raleigh Regional finishing runner-up to host NC State to end the season 35-28.

For the second consecutive season (2011-12) the Commodores' freshman class was tabbed as the nation's best by Baseball America, becoming the first school in the poll's 13-year history to post back-to-back top classes. Vanderbilt's 2012 freshman class was the unanimous top class, also picking up the honor from Collegiate Baseball. Since Corbin's arrival in 2003, Vanderbilt has earned three top-ranked recruiting classes (2005) and is the only school in the nation to have more than two top classes.

In 2012, one of Corbin's prize pupils, David Price, was named the American League Cy Young Award winner. Price was the top overall pick by Tampa Bay in 2007 after a stellar career at Vanderbilt. The southpaw went 20-5 with a 2.56 ERA and 205 strikeouts over 211 innings for the Rays to become the first Commodore to win the Cy Young.

The Commodores' magical run to Omaha saw several school records equaled or passed. VU won 54 games to match the school record set in 2007 and set the SEC record with 12 players selected in the Major League Baseball draft. Hawkins Field hosted the NCAA Regional round for just the second time in history and Super Regionals for the first time with the Dores sweeping through both rounds en route to the College World Series. Individual awards supplemented the team's success with Grayson Garvin earning SEC Pitcher of the Year and Tony Kemp picking up SEC Freshman of the Year honors. Garvin became the second VU pitcher to earn the prestigious league award joining David Price, while Kemp is the second Commodore to be named the league's freshman of the year along with Pedro Alvarez. All four awards have come under Corbin's watch. Sonny Gray, Jason Esposito, Aaron Westlake and Garvin all garnered All-American honors with Kevin Zimek, T.J. Pecoraro, Conrad Gregor and Kemp being named Freshmen All-American.

The 2010 Commodores racked up the second-most wins in school history finishing the year with a 46-20 mark, eventually falling at Florida State in the third game of the Super Regional. In order to get to Florida State the team advanced out of the Louisville regional, a place that saw the Dores' 2009 season end. During the regular season, Corbin led the Commodores to a 16-12 mark, good enough for third in the Southeastern Conference East division behind Florida and eventual national champion South Carolina.

The 2008 draft saw eight Commodores selected, highlighted by Pedro Alvarez who was taken with the second overall pick by the Pittsburgh Pirates. Vanderbilt became the first school in draft history to have the first overall pick (David Price in 2007) and second overall pick in consecutive drafts.

In 2007, Corbin guided the Commodores to their best season ever, finishing with a school record 54 wins. The team also achieved a No. 1 national ranking for the first time in school history and held that honor for 13-of-15 weeks during the regular season.

The Vanderbilt baseball team also swept through the Southeastern Conference, winning both the regular season and tournament crown for the first time ever and it marked the first time an SEC team had done it since 1996. The team lost only one conference series the entire season against SEC West Division winner Arkansas in Fayetteville and avenged the series loss by defeating the Razorbacks in the SEC tournament title game.

The conference recognized Corbin for the work he had done, naming him SEC Coach of the Year. Corbin also picked up Co-National Coach of the Year honors from College Baseball Insider and regional Coach of the Year honors by the American Baseball Coaches Association.

The Commodores hosted their first-ever NCAA regional as the No. 1 National Seed and arrived as a power in college baseball. Corbin's success and methods of running the Vanderbilt program has earned him respect among the college and international baseball communities. In the summer of 2006 he managed the USA Baseball National Team to a 28-2-1 record that culminated with a gold medal finish at the FISU (International University Sports Federation) World University Championship in Havana, Cuba. The .919 winning percentage set a new national team high and it garnered special recognition by the United States Olympic Committee.

In 2006, he led a youthful Commodore squad to a 38-27 record and sixth-place finish in the rugged Southeastern Conference. The team was the youngest team in the league, with seven everyday starters being freshmen or sophomores. For the second time in three seasons, Corbin guided the team to the SEC Tournament Championship game and the young squad also gained valuable NCAA experience after advancing to the championship round of the Atlanta Regional. The 2006 team posted impressive series wins over College World Series participant Georgia, Super Regional participants South Carolina and Ole Miss, and took series on the road against Florida and LSU. The team handed LSU its worst conference loss at home in school history in the process.

In 2004, Corbin not only directed the Commodores to their first NCAA Tournament appearance in 24 years, he guided them to their first-ever Super Regional as they swept through the Charlottesville Regional with victories over George Mason, Princeton and host Virginia. In the Super Regional, they fell to the eventual national runner-up, Texas, but still carved out a piece of history as the first team in NCAA baseball history to make it that far one year after having finished with a sub-.500 record. Along the way Vanderbilt racked up 45 wins, was the only team to rank among the SEC's top five in earned run average (first), batting average (fourth) and fielding percentage (first) and finished with a .703 winning percentage, which was third-best in the highly competitive conference, which sent nine schools to the NCAA Tournament. The Commodores' school-record .978 fielding percentage was second in the nation, and their 30 error-free games were 11 more than the previous season.

His first Vanderbilt team in 2003 finished 27-28 overall and 14-16 in the SEC, good enough for second in the Eastern Division. It earned a conference tournament berth with a season-ending sweep of Tennessee capped by a dramatic ninth-inning rally in the series finale. The overall and conference victory totals were the most by a first-year Vanderbilt coach and were made more impressive by the fact that the Commodores were 12-5 in one-run games. That squad set then school records for fielding percentage (.972), fewest errors in a season (60), most saves in a season (15) and fewest walks allowed in a season (168). The team notched series victories over nationally-ranked conference foes LSU, Auburn and Florida, each among the top 15 at the time. Plus, on May 6, 2003, Vanderbilt recorded the first perfect game in school history, which was a collective effort. Four different pitchers contributed to the 4-0 victory over Western Kentucky.

Corbin, along with his coaching staff, are a tireless group that saw their recruiting efforts pay in 2005, 2011 and 2012 as their recruiting class was labeled the nation's best by Baseball America. Professional baseball has also taken notice of the program with eight Commodores being selected in the first round since 2003.

Before Corbin was hired as the 21st coach in program history, Vanderbilt had not earned a spot in the conference tournament in a decade but made the post-season tournament in 2004. During the 2004 regular season, Vanderbilt swept a series against Mississippi State for the first time. It was one of three conference whitewashes and one of five series wins in all. His efforts earned him the 2004 Vanderbilt Coach of the Year award and a nomination for the Nashville Sports Council's Sports Person of the Year. Plus, a school-record five players were named to the SEC All-Tournament team, five players were drafted on the first day and seven VU players in all were chosen in the Major League Baseball Draft, topped by No. 6 overall pick, pitcher Jeremy Sowers.

Corbin came to Vanderbilt following nine seasons as an assistant coach at baseball power Clemson. During his time there (1994-2002), the Tigers had more victories than all but four programs.

Prior to his tenure at Clemson, Corbin was head coach at Presbyterian College for six seasons beginning in 1988. There he restarted a baseball program that had been dormant for several years.

The Tim Corbin File

Personal

Full Name: Timothy Carter Corbin
 Born: August 5, 1961 in Wolfeboro, N.H.
 Hometown: Wolfeboro, N.H.
 Family: Wife: Maggie Daughters: Molly and Hannah

Education

College: Ohio Wesleyan
 Degrees: Master of Arts in Athletic Administration, 1986
 Bachelor of Arts in Physical Education, 1984

Coaching Experience

2003-Present Vanderbilt Head Coach
 2001-02 Clemson Associate Head Coach
 1998-2001 Clemson Assistant Head Coach
 1994-98 Clemson Assistant Coach
 1988-93 Presbyterian College Head Coach
 1987 Wofford Assistant Coach
 1985-86 Ohio State Graduate Assistant Coach

NATIONAL RANKINGS

D1Baseball.com (Week 12)	Baseball America (Week 12)	USA Today (Week 12)	Collegiate Baseball (Week 12)	NCBWA (Week 12)	Perfect Game (Week 12)
1. LSU 40-8	1. Louisiana State 40-8	1. LSU 40-8	1. Louisiana St. 40-8	1. LSU 40-8	1. Louisiana State
2. Louisville 36-11	2. UCLA 33-11	2. Texas A&M 41-7	2. Texas A&M 41-7	2. Louisville 36-11	2. Texas A&M
3. UCLA 33-11	3. Texas A&M 41-7	3. Louisville 36-11	3. Illinois 40-6-1	3. TCU 37-9	3. Louisville
4. Texas A&M 41-7	4. Louisville 36-11	4. TCU 37-9	4. Louisville 36-11	4. Texas A&M 41-7	4. Illinois
5. TCU 37-9	5. Texas Christian 37-9	5. UCLA 33-11	5. UCLA 33-11	5. UCLA 33-11	5. TCU
6. Illinois 40-6-1	6. <i>Vanderbilt</i> 35-14	6. Illinois 40-6-1	6. Texas Christian 37-9	6. UC Santa Barbara 34-10-1	6. UCLA
7. UC Santa Barbara 34-10-1	7. Illinois 40-6	7. UC-Santa Barbara 34-10	7. Florida St. 35-14	7. Illinois 40-6-1	7. Florida
8. Florida State 35-14	8. Florida State 35-14	8. <i>Vanderbilt</i> 35-14	8. Miami, Fla. 34-13	8. Florida 35-13	8. Florida State
9. <i>Vanderbilt</i> 35-14	9. Arizona State 29-15	9. Florida 35-13	9. California 29-15	9. <i>Vanderbilt</i> 35-14	9. UC Santa Barbara
10. Florida 35-13	10. Florida 35-13	10. Florida State 35-14	10. Arizona St. 29-15	10. Florida State 35-14	10. Miami
11. Arizona State 29-15	11. UC Santa Barbara 34-10	11. Oklahoma St. 31-15	11. <i>Vanderbilt</i> 35-14	11. Oklahoma St. 31-15	11. Dallas Baptist
12. Oklahoma St. 31-15	12. Oklahoma St. 31-15	12. Miami (Fla.) 34-13	12. Oklahoma St. 31-15	12. Florida Atlantic 35-11	12. <i>Vanderbilt</i>
13. Miami 34-13	13. Missouri State 34-10	13. Arizona State 29-15	13. UC Santa Barbara 34-10-1	13. Miami, Florida 34-13	13. Arizona State
14. USC 32-14	14. Dallas Baptist 36-9	14. USC 32-14	14. Florida 35-13	14. USC 32-14	14. Florida Atlantic
15. Florida Atlantic 35-11	15. USC 32-14	15. Dallas Baptist 36-9	15. Iowa 33-12	15. Dallas Baptist 36-9	15. Oklahoma State
16. Missouri State 34-10	16. Iowa 33-12	16. Florida Atlantic 35-11	16. Missouri St. 34-10	16. Arizona State 29-15	16. Oregon State
17. Dallas Baptist 36-9	17. Miami 34-13	17. Missouri State 34-10	17. Dallas Baptist 36-9	17. Rice 29-16	17. Southern California
18. Iowa 33-12	18. Florida Atlantic 35-11	18. Charleston 35-9	18. USC 32-14	18. Coll. of Charleston 35-9	18. Missouri State
19. Coll. of Charleston 35-9	19. Coll. of Charleston 35-9	19. Rice 29-16	19. Oregon St. 29-14	19. Missouri State 34-10	19. Iowa
20. Arkansas 29-18	20. Arkansas 29-18	20. Iowa 33-12	20. Coll. of Charleston 35-9	20. Iowa 33-12	20. North Carolina
21. Missouri 28-20	21. Missouri 28-20	21. Houston 32-16	21. Rice 29-16	21. Houston 32-16	21. College of Charleston
22. Oregon State 29-14	22. North Carolina 29-16	22. Nevada 38-11	22. Cal. St. Fullerton 26-20	22. Nevada 38-11	22. Arkansas
23. Auburn 32-17	23. California 29-15	23. Arkansas 29-18	23. UC Irvine 28-16	23. Arkansas 29-18	23. Nevada
24. North Carolina 29-16	24. Auburn 32-17	24. Virginia 27-18	24. North Carolina 29-16	24. Oregon State 29-14	24. Houston
25. Radford 33-14	25. Houston 32-16	25. California 29-15	25. Florida Atlantic 35-11	25. Texas Tech 29-20	25. Maryland
			26. Nevada 38-31	26. Coastal Carolina 32-15	
			27. Arkansas 29-18	27. Virginia 27-18	
			28. Houston 32-16	28. Maryland 32-16	
			29. South Alabama 32-17	29. California 29-15	
			30. St. John's 28-14	30. Auburn 32-17	

Commodores Week-by-Week in the Polls

	D1Baseball.com	Baseball America	USA Today Coaches	Collegiate Baseball	NCBWA	Perfect Game
Preseason	1	1	1	1	1	1
Week 1 - 2/16	1	1	1	2	3	1
Week 2 - 2/23	1	1	1	4	5	1
Week 3 - 3/2	1	1	4	4	5	1
Week 5 - 3/9	5	5	5	7	6	5
Week 6 - 3/16	4	4	5	5	4	4
Week 7 - 3/23	2	2	3	3	2	4
Week 8 - 3/30	1	1	3	3	1	4
Week 9 - 4/7	1	1	2	2	1	3
Week 10 - 4/14	7	5	4	7	5	9
Week 11 - 4/21	13	8	9	14	9	13
Week 12 - 4/28	10	6	6	9	7	11
Week 13 - 5/4	9	6	8	11	9	12
Week 14 - 5/12						
Week 15 - 5/19						
Week 16 - 5/26						
Final						

HITTERS NOTES

PROJECTED LINEUP

C 25 Karl Ellison - Sophomore

GP-GS: 29-28 AVG: .229 HR: 2 RBI: 12
Has caught 7 of the team's 10 shutouts. Hit his first 2 career home runs in 3-game span, including grand slam 3/29. Career-best 3 hits 3/7.

1B 43 Zander Wiel - RS-Junior

GP-GS: 49-49 AVG: .332 HR: 10 RBI: 47
13-for-33 (.394) with 8 runs and 10 RBI over last 8 games. Named SEC Player of the week for 3rd time 4/27 after driving in 8 runs and hitting .467. Career-best 4 hits 3/29.

2B 2 Tyler Campbell - Junior

GP-GS: 42-42 AVG: .240 HR: 0 RBI: 21
0-for-11 over last 4 games. 4 RBI 4/4 set career-high.

3B 10 Will Toffey - Freshman

GP-GS: 48-44 AVG: .308 HR: 3 RBI: 32
20-for-42 (.476) with 6 RBI and 10 runs scored over last 11 games. Collected a career-best 4 hits and 4 runs at UK 5/1. Freshman was tabbed top prospect in Futures League prior to coming to Vandy.

SS 7 Dansby Swanson - Junior

GP-GS: 48-48 AVG: .354 HR: 7 RBI: 43
9-for-25 (.360) with 3 doubles, 4 runs scored and 7 RBI over last 6 games. Preseason All-American and Most Outstanding Player from last year's CWS. Named the top position prospect on Team USA.

LF 3 Jeren Kendall - Freshman

GP-GS: 37-33 AVG: .311 HR: 4 RBI: 22
14-for-37 (.378) with 7 extra-base hits and 9 RBI since return from injury. Tabbed SEC Freshman of the Week 4/27 after hitting .462 with 5 RBI.

CF 20 Bryan Reynolds - Sophomore

GP-GS: 49-48 AVG: .318 HR: 3 RBI: 35
7-for-37 (.189) over last 9 games. Preseason All-American after Freshman All-American season, set VU freshman record with 24 doubles.

RF 8 Rhett Wiseman - Junior

GP-GS: 49-49 AVG: .309 HR: 11 RBI: 35
8 RBI in last 7 games with 4 HRs and 7 runs scored going 7-for-28 (.250). Hit 2 HRs and drove in a career-best 4 runs at UK 5/1.

DH 1 Ro Coleman - Sophomore

GP-GS: 45-32 AVG: .290 HR: 1 RBI: 22
8-for-31 (.258) with 7 runs scored and 8 RBI over last 8 games. Knocked in a career-high 4 runs at UK 5/1.

COMMODORES LINEUP

Starts by position

C: Ellison 28, Delay 21

1B: Wiel 48, Green 1

2B: Campbell 42, Murfee 6, Rogers 1

3B: Toffey 44, Murfee 5

SS: Swanson 48, Sabino 1

LF: Reynolds 23, Rogers 13, Kendall 11, Coleman 2

CF: Reynolds 25, Kendall 22, Rogers 2

RF: Wiseman 49

DH: Coleman 30, Fulmer 5, Kilichowski 4, Wright 3, Buehler 2, Sabino 2, Murfee 2, Wiel 1

Batting Order

1st: Coleman 29, Reynolds 10, Swanson 5, Murfee 2, Kendall 1, Sabino 1, Campbell 1

2nd: Wiseman 46, Coleman 2, Swanson 1

3rd: Swanson 42, Reynolds 4, Wiseman 2

4th: Wiel 47, Reynolds 2

5th: Reynolds 31, Toffey 10, Murfee 6, Wiel 1, Wiseman 1

6th: Toffey 33, Rogers 3, Murfee 3, Campbell 2, Kilichowski 2, Buehler 2, Fulmer 1, Wiel 1, Sabino 1

7th: Campbell 18, Ellison 10, Kendall 7, Rogers 6, Fulmer 3, Wright 2, Delay 2, Murfee 1

8th: Ellison 15, Kendall 11, Delay 9, Rogers 5, Campbell 4, Kilichowski 1, Coleman 1, Sabino 1, Green 1, Murfee 1

9th: Campbell 17, Kendall 14, Delay 10, Ellison 3, Rogers 2, Wright 1, Kilichowski 1, Fulmer 1

PLAYER NOTES

5 Jason Delay

GP-GS: 27-21 AVG: .304 HR: 1 RBI: 15
5-for-12 (.417) over last 4 games with 2 RBI and 3 runs scored. Hit his first career HR 3/31.

6 Drake Parker

GP-GS: 8-0 AVG: .200 HR: 0 RBI: 0
First career hit 3/3, infield single.

11 Liam Sabino

GP-GS: 14-3 AVG: .217 HR: 0 RBI: 3
First career start at SS 4/28.

16 Penn Murfee

GP-GS: 31-13 AVG: .271 HR: 1 RBI: 9
Hits in 8 of last 14 games, 10-for-37 (.270).

18 Nolan Rogers

GP-GS: 36-16 AVG: .258 HR: 0 RBI: 6
11-for-37 (.297) with 4 RBI over last 15 games.

19 Joey Mundy

GP-GS: 7-0 AVG: .333 HR: 0 RBI: 0
2 singles in 6 at-bats.

33 Tristan Chari

GP-GS: 6-0 AVG: .500 HR: 0 RBI: 2
Two-run single in first career at-bat 2/24.

36 Aubrey McCarty

GP-GS: 5-0 AVG: .200 HR: 0 RBI: 0
Picked up first collegiate hit 2/27.

39 Kyle Smith

GP-GS: 11-0 AVG: .000 HR: 0 RBI: 0
Solid summer in Hamptons Collegiate League.

44 Kyle Wright

GP-GS: 3-3 AVG: .000 HR: 0 RBI: 0
Talented two-way player from Ala.

55 Tyler Green

GP-GS: 13-1 AVG: .267 HR: 0 RBI: 0
First career start 4/1.

HITTERS HI/LO

MULTI-HIT GAMES

2-HITS: Wiel 17, Swanson 13, Toffey 14, Reynolds 13, Wiseman 11, Campbell 9, Coleman 7, Ellison 6, Delay 6, Kendall 5, Murfee 2, Green 1, Rogers 1

3-HITS: Reynolds 5, Swanson 5, Wiseman 4, Murfee 2, Coleman 2, Wiel 2, Campbell 1, Sabino 1, Ellison 1, Kendall 1

4-HITS: Wiseman 2, Swanson 1, Kendall 1, Wiel 1, Coleman 1, Toffey 1

5-HITS:

MULTI-RBI GAMES

2-RBI: Swanson 8, Reynolds 6, Wiseman 5, Kendall 5, Wiel 5, Coleman 4, Delay 2, Toffey 2, Chari 1, Rogers 1, Campbell 1, Ellison 1

3-RBI: Reynolds 3, Wiseman 3, Wiel 2, Campbell 2, Toffey 2, Swanson 2, Delay 1, Murfee 1, Ellison 1

4-RBI: Wiel 3, Swanson 1, Kendall 1, Ellison 1, Toffey 1, Campbell 1, Wiseman 1, Coleman 1

5-RBI: Wiel 1

HOME RUNS

SOLO: Swanson 5, Wiseman 5, Wiel 5, Reynolds 2, Kendall 2, Murfee 1, Coleman 1, Delay 1, Toffey 1

2-R: Wiseman 3, Wiel 2, Kendall 2, Swanson 1, Ellison 1, Toffey 1

3-R: Swanson 1, Toffey 1, Wiseman 1

GS: Wiel 3, Ellison 1

MULTI-HR: Wiseman 1

INDIVIDUAL BATTERS GAME BESTS

MOST AT-BATS

VU: *7, Four Tied, 4/10 vs. OM

OPP: 7, Sikes Orvis, 4/10 vs. OM

MOST HITS

VU: *4, Will Toffey, 5/1 at UK

OPP: 4, Jared Walsh, 4/4 at UGA

MOST RUNS

VU: *4, Will Toffey, 5/1 at UK

OPP: 3, Bobby Wernes, 3/14 vs. ARK G1

MOST RBI

VU: 5, Zander Wiel, 2/25 vs. WKU

OPP: 4, Colby Bortles, 4/10 vs. OM

MOST HOME RUNS

VU: 2, Rhett Wiseman, 5/1 at UK

OPP: *1, JaVon Shelby, 5/3 at UK

MOST WALKS

VU: 3, Rhett Wiseman, 3/3 vs. UE

OPP: *4, Kevin Kaczmarek, 3/3 vs. UE

MOST STRIKEOUTS

VU: *3, Wiel, Reynolds, 5/2 at UK

OPP: *4, Madison Stokes, 4/16 at SC

* occurred multiple times, last listed

PITCHERS NOTES

PROBABLE STARTERS

RHP 15 Carson Fulmer - Junior

G-GS: 12-12 W-L: 9-1 ERA: 1.74 IP: 77.2 BB: 31 K: 107

Last Start: 5/1 at UK, W, 6.2 IP, 8 H, 3R/3ER, 3 BB, 6 K

Turned in his seventh quality start and won his team-best ninth game of the season at Kentucky. Scoreless streaked snapped at 24 innings over four starts. At least six strikeouts in all 12 starts this season. Became the first VU pitcher since Sonny Gray vs. Brown in 2011 to strikeout at least 14 with no walks in a complete game vs. Ole Miss. Tabbed the No. 2 prospect on Team USA last summer after starring for Vandy going 7-1 with a 1.98 ERA, lowest ERA at VU since 1973, and 10 saves.

LHP Philip Pfeifer - RS-Junior

G-GS: 20-2 W-L: 3-3 ERA: 3.88 IP: 55.2 BB: 30 K: 71

Last Start: 5/2 at UK, L, 4.2 IP, 9 H, 10R/6ER, 3 BB, 4 K

Roughed up for a career-high 10 runs on nine hits in loss at Kentucky. Struck out a career-best 13 in his first start of the season against Missouri over seven innings. Leads Vandy with 18 relief appearances and five saves going 2-2 with a 3.27 ERA over 44 innings out of the bullpen.

RHP 13 Walker Buehler - Junior

G-GS: 10-10 W-L: 3-1 ERA: 2.86 IP: 56.2 BB: 16 K: 61

Last Start: 5/3 at UK, ND, 6.0 IP, 7 H, 3R/3ER, 2 BB, 5 K

Allowed a three-run homer in first inning before shutting down Kentucky over next five frames in no decision. Led Vanderbilt with 12 wins as a sophomore and his 111 strikeouts last season are tops among returners. Named the top prospect in the Cape Cod League and made one appearance for Team USA during summer.

PITCHING BREAKDOWN

	W-L-S	ERA	IP	H	R	ER	BB-I	SO
Starters	21-6	2.76	261.0	225	103	80	110-1	273
Relievers	14-8-8	3.27	189.2	128	77	69	113-0	212

RELIEVER NOTES

Pitcher	Last Relief App.	IP	H	R	ER	BB	SO	HR	RI/S	-----Season Totals-----		
										RI/S	SV	Ret./1BF (BB)
Joey Abraham	4/14 vs. BEL	1.0	2	0	0	0	1	0	0/0	2/2	0	1/5 (1)
Ben Bowden	S, 5/3 at UK	1.1	0	0	0	0	0	0	2/0	13/5	2	9/18 (2)
Tyler Ferguson	5/2 at UK	3.1	2	1	0	3	3	0	1/1	5/4	0	4/10 (4)
Ryan Johnson	4/11 vs. OM	3.0	3	0	0	0	1	0	1/0	13/3	0	3/8 (3)
John Kilichowski	S, 3/14 vs. ARK G2	3.0	3	0	0	1	6	0	0/0	0/0	1	1/1 (0)
Aubrey McCarty	5/1 at UK	1.0	0	0	0	0	1	0	0/0	0/0	0	4/4 (0)
Philip Pfeifer	4/18 at SC	1.2	0	0	0	0	3	0	2/0	15/2	5	8/18 (5)
Matt Ruppenthal	4/14 vs. BEL	1.0	1	1	1	0	1	0	0/0	2/0	0	6/8 (1)
Jordan Sheffield	W, 5/3 at UK	1.1	0	0	0	1	3	0	0/0	7/0	0	8/10 (1)
Collin Snider	5/1 at UK	1.0	0	0	0	0	1	0	0/0	9/3	0	8/12 (1)
Brendan Spagnuolo	2/24 vs. UTM	2.0	6	2	2	0	4	0	0/0	0/0	0	1/1 (0)
Hayden Stone	L, 2/21 vs. ISU	0.2	3	3	3	2	2	0	2/1	2/1	0	0/2 (2)
Kyle Wright	5/3 at UK	0.1	0	0	0	0	1	0	2/0	11/3	0	15/16 (0)
TEAM TOTALS										79/23 (29%)	8	67/103 (20)

CATCHERS LOG

	TEAM W-L	CS/SBA	PB	ERA
Chari	0-0	0/0 (0%)	0	2.25 (3ER/12.0IC)
Delay	13-8	5/17 (29%)	4	3.42 (71ER/186.2IC)
Ellison	22-6	9/17 (53%)	4	2.68 (75ER/252.0IC)
TEAM	35-14	19/39 (49%)	8	2.98 (149ER/450.2IC)

PITCHERS HI/LO

STARTERS LOG

	TEAM W-L	QS	RS
Fulmer	11-1	7	8.3
Kilichowski	3-7	2	3.8
Ferguson	2-0	0	7.0
Wright	3-0	1	9.3
Stone	1-0	0	16.0
Johnson	3-0	2	7.7
Buehler	6-4	5	6.5
Sheffield	5-1	3	6.5
Pfeifer	1-1	1	8.5

INDIVIDUAL PITCHERS GAME BESTS

MOST INNINGS PITCHED, STARTER

VU: 9.0, Carson Fulmer, 4/9 vs. OM

OPP: 9.0, Jack Wynkoop, 4/17 at SC

MOST INNINGS PITCHED, RELIEVER

VU: 6.0, Philip Pfeifer, 4/10 vs. OM

OPP: 6.0, Scott Weathersby, 4/10 vs. OM

MOST WALKS

VU: *6, Jordan Sheffield, 4/5 at UGA

OPP: 6, Jared Walsh, 4/5 at UGA

MOST STRIKEOUTS

VU: 14, Carson Fulmer, 4/9 vs. OM

OPP: *12, Dustin Beggs, 5/2 at UK

MOST HBP

VU: *2, John Kilichowski, 4/18 at SC

OPP: 3, Dominic Taccolini, 3/14 vs. ARK G2

FEWEST HITS, CG

VU: 2, Carson Fulmer, 4/9 vs. OM

OPP: 10, Jack Wynkoop, 4/17 at SC

FEWEST WALKS, CG

VU: 0, Carson Fulmer, 4/9 vs. OM

OPP: 1, Jack Wynkoop, 4/17 at SC

* occurred multiple times, last listed

MISCELLANEOUS STATS

Commodores

TEAM

Opponents

15, 3/14 vs. ARK G2	Most Runners LOB	16, 3/29 vs. UT
4, 4/11 vs. OM	Double Plays Turned	3, 2/20 vs. ISU
3, five times, last 3/24 at MTSU	Most Errors Committed	4, twice, last 3/11 vs. QUI
15, 2/27 vs. ILS	Largest Margin of Victory	7, 2/21 vs. ISU
16, three times, last 3/1 vs. ILS	Most Runs, Game	11, 5/2 at UK
10 (6th), 2/27 vs. ILS	Most Runs, Inning	7 (6th), 2/21 vs. ISU
3, five times, last 5/1 at UK	Most Home Runs, Game	2, five times, last 4/14 vs. BEL
2 (5th), three times, last 4/24 vs. MIZ	Most Home Runs, Inning	2 (2nd), twice, last 3/24 at MTSU
19, 3/1 vs. ILS	Most Hits, Game	14, 4/3 at UGA
9 (6th), 2/27 vs. ILS	Most Hits, Inning	6 (7th), 2/21 vs. ISU
3, 3/15 vs. ARK	Fewest Hits, Game	1, 3/11 vs. QUI
6, 2/27 vs. ILS	Most Stolen Bases, Game	2, three times, last 5/3 at UK
9, four times, last 4/5 at UGA	Most Walks Drawn, Game	12, three times, last 3/3 vs. UE
1, twice, last 4/24 vs. MIZ	Fewest Walks Drawn, Game	0, twice, last 4/14 vs. BEL
19, 4/10 vs.	Most Strikeouts (Hitters), Game	22, 4/10 vs. OM
3, 3/24 at MTSU	Fewest Strikeouts (Hitters), Game	3, twice, last 4/5 at UGA
Longest Game, Innings	16, 4/10 vs. OM	
Longest Game, Time (9 inn.): 4:08, 3/1 vs. ILS	Seven-Inning Game:	Extra-inning Game: 5:29, 4/10 vs. OM
Shortest Game, Time (9 inn.): 2:26, 4/9 vs. OM	Seven-Inning Game:	Extra-inning Game: 4:03, twice, 3/21 at AUB
Largest Home Crowd	3,626 (sellout), three times - 4/11 vs. OM	
Largest Road Crowd	8,242 - 4/17 at SC	
Longest Winning Streak	8, 2/22-3/6	
Longest Losing Streak	3, 4/10-14	
Consecutive Errorless Games	5, 4/17-25	

Runs by Inning

Road			Home			Neutral		
VU	INN.	OPP	VU	INN.	OPP	VU	INN.	OPP
11	1	6	28	1	7	2	1	0
8	2	9	13	2	17	1	2	1
7	3	12	40	3	9	0	3	1
10	4	6	13	4	17	0	4	1
9	5	11	33	5	2	3	5	1
13	6	14	39	6	6	4	6	9
24	7	6	22	7	9	0	7	0
19	8	7	17	8	10	1	8	0
7	9	4	6	9	13	0	9	1
1	X	0	3	X	1	1	X	0
110 TOTAL	75		211 TOTAL	91		12 TOTAL	14	

Comeback Wins

Date/Opp.	Score	Final
2/14 SCU G2	5-2 (4)	7-6 (10)
2/20 ISU	2-0 (4)	3-2
2/25 WKU	6-1 (4)	10-6
3/1 ILS	10-0 (4)	16-10
3/3 UE	8-7 (M9)	9-8 (12)
3/14 ARK G1	7-3 (M9)	8-7 (12)
3/21 @AU G1	2-0 (2)	10-5
3/24 @MTSU	6-2 (5)	12-7
4/4 @UGA	3-0 (3)	11-7
4/5 @UGA	2-1 (6)	4-2
5/1 @UK	3-2 (3)	13-3
5/3 @UK	3-1 (2)	7-3

Commodores Record when they score:

Runs	0	1	2	3	4	5	6	7	8	9	10+
W-L	0-0	1-2	0-4	2-0	3-2	2-4	5-1	2-0	2-0	7-0	11-0

Commodores Record when opponent scores:

Runs	0	1	2	3	4	5	6	7	8	9	10+
W-L	10-0	3-0	7-0	5-3	0-1	2-2	2-3	4-1	1-1	0-1	1-1

Record by Months

	Home	Road	Total
February	6-1	0-0	8-2
March	11-1	4-2	15-4
April	6-4	4-3	10-7
May	0-0	2-1	2-1

Record by Days

Mon.	Tues.	Wed.	Thurs.	Fri.	Sat.	Sun.
0-0	7-3	3-0	2-0	8-3	8-7	7-1

Blown Leads

Date/Opp.	Score	Final
2/14 SCU G1	6-5 (8)	7-6
2/21 ISU	1-0 (4)	8-1
3/28 UT	3-0 (2)	9-5
4/10 OM	5-1 (8)	6-5 (16)
4/11 OM	4-3 (6)	5-4
4/14 BEL	2-1 (5)	3-2
4/18 @SC	2-0 (5)	3-2
5/2 @UK	1-0 (1)	11-5

LAST TIME IT HAPPENED...

A Vanderbilt Team...

Won 10 or more consecutive games.....	4/20-5/16/13 (14)
Lost five or more consecutive games.....	3/16-23/12 (5)
Scored 20 or more runs in a game21 vs. Niagara, 2/21/10
Scored 10+ Runs in an Inning.....	10 vs. Illinois State, 2/27
Did Not Strikeout.....	vs. Tennessee-Martin, 2/23/05
Hit consecutive home runs.....	Karl Ellison, Jeren Kendall at Middle Tennessee St., 3/25
Had a triple steal.....	Xavier Turner (home), Jack Lupo (3rd), Tony Kemp (2nd) vs. Lipscomb, 3/26/13
Shut out consecutive opponents.....	vs. Evansville (13-0), 2/27/13
.....	vs. Illinois-Chicago (9-0), 3/1/13
Shut out the opponent.....	vs. MTSU (4-0), 4/21
Was shut out by the opponent at home	vs. Georgia Tech (5-0), 6/2/13
Was shut out by the opponent on the road	at Florida (1-0), 5/8/14
Was shut out in two consecutive games.....	vs. Kentucky (14-0) (4-0), 4/23/76
Swept a conference doubleheader.....	at Auburn, 3/21
Was swept in a conference doubleheader.....	vs. Tennessee, 4/25/10
Swept a conference series at home.....	vs. Missouri, 4/24-26
Was swept in a conference series at home	vs. Tennessee, 5/14-16/09
Swept a conference series (Three-games) on the road	at Georgia, 4/3-5
Was swept in a conference series on the road	at Florida, 3/16-18/12
Lost a conference series at home.....	vs. Ole Miss, 4/9-11
Lost a conference series on the road.....	at South Carolina, 4/16-18

A Vanderbilt Player...

Hit two home runs in a game	Zander Wiel at Kentucky, 5/1
Hit three home runs in a game.....	Aaron Westlake vs. Oregon State, 6/11/11
Hit a grand slam	Zander Wiel vs. Missouri, 4/25
Walk-Off Home Run	Rhett Wiseman vs. Illinois-Chicago, 3/3/13
Hit for the cycle.....	Clinton Johnston vs. Kentucky, 4/28/96
Had seven or more RBI in a game.....	Dominic de la Osa (7) vs. Georgia, 4/16/06
.....	Karl Nonemaker (7) vs. Kentucky, 5/12/02
Had five or more hits in a game	Tony Kemp (5) at Belmont, 2/19/13
Two hits in an Inning	Rhett Wiseman (1B,1B) vs. Tennessee, 3/29
Had 10 or more total bases in a game	Zander Wiel (10) at Georgia (G2), 4/20/13
Stole three or more bases in a game	Jack Lupo (4) vs. Monmouth, 2/23/13
Stole Home.....	Nolan Rogers vs. Illinois State, 3/1
Had a 10-game hit streak	Ro Coleman (13), 3/29-4/17
Had a 15-game hit streak	Bryan Reynolds (16), 3/10-4/3
Had a 20-game hit streak	Xavier Turner (27), 3/4-4/22/14
Had a 25-game hit streak	Xavier Turner (27), 3/4-4/22/14
Had 10 or more strikeouts in a game	Philip Pfeifer (13) vs. Missouri, 4/25
Had 15 or more strikeouts in a game	Kevin Ziomek (15) vs. Illinois-Chicago, 3/1/13
Pitched a complete game	Carson Fulmer vs. Ole Miss, 4/9
Pitched a nine-inning, complete game shutout	Carson Fulmer vs. Ole Miss, 4/9
Pitched a seven-inning, complete game shutout	Nick Christiani vs. Belmont, 5/5/09
Pitched a combined shutout	Ryan Johnson (8.0), Kyle Wright (1.0) vs. MTSU, 4/21
Pitched a no-hitter	Jensen Lewis, Nick Pilkington, John Scott, Matt Buschmann at Western Ky., 5/6/03
Pitched a perfect game.....	Jensen Lewis, Nick Pilkington, John Scott, Matt Buschmann at Western Ky., 5/6/03



VANDERBILT
BASEBALL

2015 ROSTER

No.	Name	Pos.	B/T	HT	WT	CL/EXP.	Hometown (High School/Previous School)
1	Ro Coleman	IF	S/R	5-5	150	So./1L	Chicago, Ill. (Simeon HS)
2	Tyler Campbell	IF	R/R	5-11	170	Jr./2L	Portland, Ore. (Oswego HS)
3	Jeren Kendall	OF	L/R	5-11	180	Fr./HS	Holmen, Wisc. (Holmen HS)
5	Jason Delay	C	R/R	6-0	200	So./1L	Johns Creek, Ga. (Northview HS)
6	Drake Parker	OF	L/L	5-6	165	Fr./RS	Union City, Tenn. (Union City HS)
7	Dansby Swanson	IF	R/R	6-1	190	Jr./2L	Marietta, Ga. (Marietta HS)
8	Rhett Wiseman	OF	L/R	6-1	205	Jr./2L	Mansfield, Mass. (Buckingham Browne & Nichols HS)
10	Will Toffey	IF	L/R	6-2	195	Fr./HS	Barnstable, Mass. (Salisbury School)
11	Liam Sabino	IF	R/R	6-1	185	Fr./HS	East Stroudsburg, Pa. (Blair Academy)
13	Walker Buehler	RHP	R/R	6-2	175	Jr./2L	Lexington, Ky. (Henry Clay HS)
15	Carson Fulmer	RHP	R/R	6-0	195	Jr./2L	Lakeland, Fla. (All Saints' Academy)
16	Penn Murfee	IF	R/R	6-2	190	Fr./RS	Nashville, Tenn. (Montgomery Bell Academy)
18	Nolan Rogers	IF	L/R	5-9	190	So./1L	Bloomington, Ind. (Bloomington HS)
19	Joey Mundy	IF	L/R	6-3	215	Fr./HS	Huntington, W. Va. (Huntington HS)
20	Bryan Reynolds	OF	S/R	6-2	210	So./1L	Brentwood, Tenn. (Brentwood HS)
21	John Kilichowski	LHP	L/L	6-5	210	So./1L	Tampa, Fla. (Jesuit HS)
22	Philip Pfeifer	LHP	L/L	6-0	195	R-Jr./2L	Knoxville, Tenn. (Farragut HS)
23	Joey Abraham	RHP	R/R	6-0	200	Fr./HS	Little Rock, Ark. (Central HS)
24	Jordan Sheffield	RHP	R/R	6-0	185	Fr./RS	Tulahoma, Tenn. (Tulahoma HS)
25	Karl Ellison	C	R/R	6-0	200	So./1L	Naples, Fla. (Barron Collier HS)
28	Matt Ruppenthal	RHP	R/R	6-4	230	Fr./HS	Bloomfield Hills, Mich. (Brother Rice HS)
31	Ryan Johnson	LHP	R/L	6-1	170	Fr./RS	Cedar Park, Texas (Cedar Park HS)
32	Hayden Stone	RHP	R/R	6-0	185	So./1L	Columbia, Tenn. (Columbia HS)
33	Tristan Chari	C	S/R	6-2	200	Fr./HS	Nashville, Tenn. (Montgomery Bell Academy)
34	Brendan Spagnuolo	RHP	R/R	6-2	190	Fr./HS	Massapequa, N.Y. (Chaminade HS)
35	Ben Bowden	LHP	L/L	6-4	225	So./1L	Lynn, Mass. (Lynn English HS)
36	Aubrey McCarty	IF/P	S/S	6-3	215	Fr./RS	Doerun, Ga. (Colquitt County HS)
39	Kyle Smith	OF/IF	R/R	6-4	220	Jr./2L	Old Hickory, Tenn. (Mt. Juliet HS)
40	Collin Snider	RHP	R/R	6-4	190	Fr./HS	Murfreesboro, Tenn. (Riverdale HS)
43	Zander Wiel	IF	R/R	6-3	225	R-Jr./2L	Murfreesboro, Tenn. (Blackman HS)
44	Kyle Wright	RHP/IF	R/R	6-4	200	Fr./HS	Huntsville, Ala. (Buckhorn HS)
45	Tyler Ferguson	RHP	R/R	6-4	225	Jr./2L	Fresno, Calif. (Clovis West HS)
55	Tyler Green	IF	R/R	6-6	230	Fr./RS	Williamsville, N.Y. (Williamsville North HS)

Head Coach: 4 Tim Corbin (Ohio Wesleyan, 1984) - 13th Season at Vanderbilt

Assistant Coaches: 26 Scott Brown (SUNY-Cortland, 1999); 50 Travis Jewett (Washington State, 1993)

Volunteer Coach: 12 David Macias (Vanderbilt, 2008)

Director of Sport Performance: Chris Ham (Illinois, 2005)

Athletic Trainer: Tracy Campbell (James Madison, 2008)

Director of Baseball Operations: Drew Fann (Vanderbilt, 2011)

Equipment Manager: Garrett Walker (Trevecca Nazarene, 2009)

Student Managers: Michael Portu, Josh Ruchotzke & Ben Sampson

Video Operations: Sam Wild

Pronunciation Chart

Ben Bowden <u>BO</u> -den
Tristan Chari <u>CHAR</u> -ee
Jeren Kendall <u>JAIR</u> -en
John Kilichowskikill-a- <u>CHOW</u> -ski
Joey Mundy -mun- <u>DEE</u>
Matt Ruppenthal <u>RUPE</u> -en-thal
Liam Sabinosa- <u>BEE</u> -no
Brendan Spagnuolo <u>SPAG</u> -new-o-lo
Zander Wielwheel

Alphabetical Roster

Joey Abraham 23	Carson Fulmer 15	Philip Pfeifer 22	Hayden Stone 32
Ben Bowden 35	Tyler Green 55	Bryan Reynolds 20	Dansby Swanson 7
Walker Buehler 13	Ryan Johnson 31	Nolan Rogers 18	Will Toffey 10
Tyler Campbell 2	Jeren Kendall 3	Matt Ruppenthal 28	Zander Wiel 43
Tristan Chari 33	John Kilichowski 21	Liam Sabino 11	Rhett Wiseman 8
Ro Coleman 1	Aubrey McCarty 36	Jordan Sheffield 24	Kyle Wright 44
Jason Delay 5	Joey Mundy 19	Kyle Smith 39	
Karl Ellison 25	Penn Murfee 16	Collin Snider 40	
Tyler Ferguson 45	Drake Parker 6	Brendan Spagnuolo 34	

2015 SCHEDULE

DATE	OPPONENT	W-L	WP	LP	SV	TIME	ATT.
FEBRUARY							
13	Santa Clara [^]	W 4-0	Fulmer (1-0)	Steffens (0-1)	Pfeifer (1)	2:44	2958
14	Santa Clara [^]	L 7-6	Karalus (1-1)	Stone (0-1)		3:45	
DH	Santa Clara [^]	W 6-5 (10)	Sheffield (1-0)	Karalus (1-1)		4:08	2754
20	Indiana State	W 3-2	Bowden (1-0)	Keaffaber (0-1)		3:04	
21	Indiana State	L 8-1	Degano (2-0)	Stone (0-2)		3:06	
22	Indiana State	W 6-0	Wright (1-0)	Kuhlman (0-2)		2:50	
24	UT Martin [^]	W 16-3	Stone (1-2)	Shaw (0-1)		2:59	2365
25	Western Kentucky [^]	W 10-6	Pfeifer (1-0)	Pearson (0-2)		3:11	2405
27	Illinois State [^]	W 16-1	Fulmer (2-0)	Headean (1-1)		3:30	2409
28	Illinois State	W 3-2	Kilichowski (1-0)	Hendren (1-1)	Pfeifer (2)	2:53	2502
MARCH							
1	Illinois State [^]	W 16-10	Bowden (2-0)	Heilenbach (0-1)		4:08	2758
3	Evansville [^]	W 9-8 (12)	Sheffield (2-0)	Gould (0-1)		4:03	2375
6	at UCLA	W 6-0	Fulmer (3-0)	Kaprielian (3-1)		3:15	2204
7	at USC	L 6-5	Huberman (3-1)	Bowden (2-1)		3:01	1401
8	TCU	L 4-2	Morrison (3-0)	Pfeifer (1-1)	Ferrell (5)	2:48	
10	Quinnipiac [^]	W 9-2	Sheffield (3-0)	Luciani (0-1)		2:54	2444
11	Quinnipiac [^]	W 8-0	Johnson (1-0)	Thomas (1-2)		3:05	2450
14	Arkansas ^{*^}	W 8-7 (12)	Bowden (3-1)	Stone (0-2)		4:54	
DH	Arkansas ^{*^}	W 9-1	Buehler (1-0)	Taccolini (3-2)	Kilichowski (1)	3:15	3040
15	Arkansas ^{*^}	W 1-0	Pfeifer (2-1)	Alberius (1-2)		2:32	3150
17	Tennessee Tech [^]	W 9-1	Johnson (2-0)	Gardner (0-1)		2:45	2813
20	at Auburn ^{*^}	L 6-4	Thompson (4-2)	Fulmer (3-1)	Lipscomb (1)	3:14	2869
21	at Auburn ^{*^}	W 10-5	Buehler (2-0)	Wingenter (1-2)	Pfeifer (3)	3:30	2766
DH	at Auburn ^{*\$}	W 7-6 (10)	Bowden (4-1)	Yarbrough (0-1)		4:03	2840
24	at MTSU	W 12-7	Wright (2-0)	Alton (3-1)		3:27	2620
27	Tennessee ^{*^}	W 9-0	Fulmer (4-1)	Marks (2-3)		2:57	3409
28	Tennessee ^{*#}	L 9-5	Serrano (2-3)	Pfeifer (2-2)		3:14	3626
29	Tennessee ^{*#}	W 14-3	Johnson (3-0)	Martin (1-1)		3:24	3626
31	Wofford [^]	W 6-0	Wright (3-0)	Lance (2-1)		2:50	2762
APRIL							
1	Wofford [^]	W 5-3	Kilichowski (2-0)	Accetta (1-2)	Bowden (1)	2:50	2942
3	at Georgia ^{*^}	W 9-7	Fulmer (5-1)	McLaughlin (3-2)	Pfeifer (4)	3:27	2551
4	at Georgia ^{*^}	W 11-7	Buehler (3-0)	Lawlor (3-4)		3:12	3162
5	at Georgia ^{*#}	W 4-2	Wright (4-0)	Tucker (0-1)	Pfeifer (5)	3:07	2157
7	Lipscomb [^]	L 3-1	Puckett (2-1)	Kilichowski (2-1)	Andros (1)	2:59	3060
9	Ole Miss ^{*\$}	W 6-0	FULMER (6-1)	Trent (5-3)		2:26	3111
10	Ole Miss ^{*^}	L 6-5 (16)	Weathersby (1-1)	Wright (4-1)		5:29	3540
11	Ole Miss ^{*#}	L 5-4	Stokes (1-3)	Ferguson (0-1)	Waguespack (1)	3:17	3626
14	Belmont [^]	L 3-2	McGrath (4-2)	Sheffield (3-1)	Kinney (1)	2:37	2886
16	at South Carolina ^{*\$}	W 12-0	Fulmer (7-1)	Fiori (3-1)		3:19	6905
17	at South Carolina ^{*#}	L 5-2	WYNKOOP (5-4)	Buehler (3-1)		2:54	7340
18	at South Carolina ^{*+}	L 3-2	Mincey (2-2)	Kilichowski (2-2)	Widener (9)	2:59	8242
21	MTSU [^]	W 4-0	Johnson (4-0)	Ring (4-2)		2:30	2987
24	Missouri ^{*^}	W 9-2	Fulmer (8-1)	McClain (5-5)		2:50	3348
25	Missouri ^{*^}	W 12-2	Pfeifer (3-2)	Houck (6-3)		2:45	3424
26	Missouri ^{*^}	W 5-2	Bowden (5-1)	Tribby (0-3)		2:37	3496
28	at Belmont	L 4-1	McGrath (6-3)	Kilichowski (2-3)	Kinney (5)	2:54	918
MAY							
1	at Kentucky ^{*^}	W 13-3	Fulmer (9-1)	Brown (4-5)		3:10	2655
2	at Kentucky ^{*^}	L 11-5	Beggs (7-2)	Pfeifer (3-3)		3:05	2512
3	at Kentucky ^{*^}	W 7-3	Sheffield (4-1)	Strecker (2-1)	Bowden (2)	3:27	3043
7	Florida ^{*\$}		Hawkins Field		6:30 p.m.	ESPNU	
8	Florida ^{*^}		Hawkins Field		6:30 p.m.	SEC Network+	
9	Florida ^{*#}		Hawkins Field		12 p.m.	SEC Network	
12	at Louisville		Louisville, Ky.		5 p.m.		
14	at Alabama ^{*^}		Hoover, Ala.		7 p.m.	SEC Network+	
15	at Alabama ^{*^}		Hoover, Ala.		7 p.m.	SEC Network+	
16	at Alabama ^{*#}		Hoover, Ala.		3:30 p.m.	SEC Network	

All times Central and subject to change * Southeastern Conference Game ^ Televised on SEC Network+ # Televised on SEC Network \$ Televised on ESPNU + Televised on ESPN2

THE SOUTHEASTERN CONFERENCE

SEC Standings - 5 / 6

	Overall	— SEC —					
East							
Team	W-L	W-L	GB	Home	Away	Neutral	Streak
Vanderbilt	35-14	17-7	-	23-6	10-6	2-2	W1
Florida	36-13	15-9	2.0	26-5	9-7	1-1	W3
Missouri	28-21	14-10	3.0	12-12	7-8	9-1	L2
Kentucky	26-20	11-12	5.5	13-8	7-12	6-0	L1
South Carolina	27-21	10-14	7.0	21-9	5-12	1-0	L2
Georgia	22-25	7-16	9.5	15-14	7-11	0-0	L2
Tennessee	18-24	7-17	10.0	8-11	9-13	1-0	L3

West							
Team	W-L	W-L	GB	Home	Away	Neutral	Streak
LSU	40-8	16-7	-	25-6	11-2	4-0	L1
Texas A&M	41-7	16-7	-	29-4	9-3	3-0	W5
Arkansas	29-18	14-10	2.5	21-10	8-5	0-3	W3
Auburn	32-17	12-12	4.5	24-8	7-9	1-0	W2
Ole Miss	25-24	11-13	5.5	15-10	9-13	0-1	W1
Alabama	25-24	8-16	8.5	17-13	8-10	2-2	W2
Miss. State	24-24	8-16	8.5	21-14	3-8	0-2	W1

Vanderbilt Offense in the SEC

Batting Average

Team: .298, 3rd

Ind: .354, Dansby Swanson, 13th

On-Base Percentage

Team: .391, 2nd

Ind: .450, Dansby Swanson, 8th

Runs

Team: 339, 3rd

Ind: 55, Swanson, 1st - 49, Wiseman, 2nd - 40, Wiel, Reynolds, T-12th

Hits

Team: 512, 2nd

Ind: 67, Swanson, T-4th - 63, Wiseman, T-14th

RBI

Team: 305, 4th

Ind: 47, Wiel, T-3rd - 43, Swanson, 9th

Doubles

Team: 108, 2nd

Ind: 17, Swanson, 4th - 14, Wiseman, T-9th - 13, Wiel, Reynolds, T-11th

Triples

Team: 18, 3rd

Ind: 5, Swanson, T-3rd - 3, Kendall, Wiseman, Reynolds, T-12th

Home Runs

Team: 43, 3rd

Ind: 11, Wiseman, T-4th - 10, Wiel, T-8th - 7, Swanson, T-12th

Walks

Team: 224, 3rd

Ind: 34, Swanson, T-3rd - 30, Wiseman, 12th

Strikeouts

Team: 424, 1st

Ind: 45, Wiseman, T-4th - 42, Toffey, 9th - 39, Reynolds, T-11th

Stolen Bases

Team: 76, 2nd

Ind: 13, Bryan Reynolds, T-14th

Caught Stealing

Team: 29, T-1st

Ind: 5, Campbell, T-8th

Vanderbilt Pitching in the SEC

ERA

Team: 2.98, 3rd

Ind: 1.74, Fulmer, 1st - 2.86, Buehler, 7th

Opposing Batting Average

Team: .219, 1st

Ind: .192, Fulmer, 1st - .193, Pfeifer, 2nd

Innings Pitched

Team: 450.2, 2nd

Ind: 77.2, Carson Fulmer, T-6th

Strikeouts

Team: 485, 1st

Ind: 107, Fulmer, 1st - 71, Pfeifer, T-7th

Wins

Team: 35, 4th

Ind: 9, Carson Fulmer, 1st

Losses

Team: 14, 11th

Ind:

Saves

Team: 8, T-12th

Ind: 5, Philip Pfeifer, T-10th

Hits

Team: 353, 2nd

Ind: 30, Pfeifer, 2nd - 45, Fulmer, 7th - 50, Buehler, 14th

Runs

Team: 180, 3rd

Ind: 21, Fulmer, T-3rd - 23, Buehler, Kilichowski, T-6th

Earned Runs

Team: 149, 3rd

Ind: 15, Fulmer, 1st - 18, Buehler, T-4th - 20, Kilichowski, T-7th

Walks

Team: 223, 14th

Ind: 13, Kilichowski, T-4th - 16, Buehler, T-13th

Home Runs

Team: 23, 6th

Ind: