



**VANDERBILT**  
BASEBALL

# VANDERBILT COMMODORES GAME NOTES

Vanderbilt Athletic Communications ★ 2601 Jess Neely Dr. Nashville, TN 37212  
Baseball Contact: Kyle Parkinson ★ Phone: 615.343.0020 ★ Email: kyle.parkinson@vanderbilt.edu  
vucommodores.com ★ twitter: @vandybaseball

## COMMODORES AT-A-GLANCE

Game #26 Home #16

Streak.....	W3
Home.....	14-1
Road.....	4-2
Neutral.....	2-2
Day.....	13-4
Night.....	7-0
vs. RH starters.....	12-3
vs. LH starters.....	8-2
Extra-Innings.....	4-0
Doubleheaders.....	5-1
Shutouts.....	5-0
One-Run Games.....	7-2
Three+ Run Games.....	13-1
Series W-L-T.....	5-0-0
Series Sweeps.....	2-0
On Artificial Turf.....	14-1
On Natural Grass.....	6-4
Scoring First.....	14-3
Opp. Scores First.....	6-2
Scoring 3+ runs.....	19-3
Opp. Scores 3+ runs.....	9-5
Hitting at least 1 HR.....	12-1
Hitting no HR.....	8-4
Making at least 1 error.....	13-4
Making no errors.....	7-1
Leading after 6 inn.....	13-0
Trailing after 6 inn.....	3-5
Tied after 6 inn.....	4-0
Leading after 7 inn.....	15-0
Trailing after 7 inn.....	2-5
Tied after 7 inn.....	3-0
Leading after 8 inn.....	16-1
Trailing after 8 inn.....	1-3
Tied after 8 inn.....	3-1
vs. Top 5 Teams.....	1-0
vs. Top 10 Teams.....	0-1
vs. Top 25 Teams.....	0-0
In the State of Tenn.....	15-1
vs. Out-of-State Opp.....	17-5
On Weekdays.....	7-0
On Weekends.....	13-5

## COMMODORES BROADCAST

Joe Fisher calls the action on  
WNSR 560 AM / 95.9 FM  
beginning 15-minutes prior to  
first pitch.

**Tennessee Volunteers (10-11, 1-5) at #2 Vanderbilt Commodores (20-5, 5-1)**

**Friday, March 27 ★ 6:30 p.m. [SEC Network+]**

**Saturday, March 28 ★ 4 p.m. [SEC Network]**

**Sunday, March 29 ★ 2:30 p.m. [SEC Network]**

**Tuesday, March 31 ★ Wofford ★ 6:30 p.m. [SEC Network+]**

**Wednesday, April 1 ★ Wofford ★ 6:30 p.m. [SEC Network+]**

## VANDERBILT RE-VU

The Commodores rallied late to beat Middle Tennessee State 12-7 Tuesday night in Murfreesboro. Karl Ellison and Jeren Kendall Vanderbilt swept the team's second straight league doubleheader taking two at Auburn on Saturday. The Dore's cruised to a 10-5 win in the first game behind Zander Wiel's three RBI, including his second homer of the weekend. Vandy survived in the nightcap with a 7-6 win in 10 innings. Ben Bowden allowed three runs in the ninth to force extra innings but Bryan Reynolds' sacrifice fly in the 10th inning proved to be the game winner with Bowden working a clean 10th inning. The Commodores dropped the series opener at Auburn Friday night 6-4. Dansby Swanson and Zander Wiel each hit solo homers in the loss.

## ON THE BUMP

*Friday, March 27*

RHP Carson Fulmer (3-1, 1.85) vs. RHP Brett Marks (2-2, 1.38)

*Saturday, March 28*

RHP Walker Buehler (2-0, 2.55) vs. LHP Drake Owenby (1-3, 2.20)

*Sunday, March 29*

RHP Jordan Sheffield (3-0, 2.27) vs. RHP Hunter Martin (1-0, 2.16)

## BATTLE OF TENNESSEE

Vanderbilt hosts Tennessee this weekend in the Commodores' oldest active series, dating back to 1888's 9-6 win over the Volunteers. Tennessee won last year's series in Knoxville, taking two-of-three to claim their first series victory since 2010 when the Vols swept a doubleheader to take the series. The last time the two teams met at Hawkins Field Vandy swept the series in 2013. Going into the series VU is 158-157-3 all time vs. Tennessee.

## REYNOLDS IS ROLLING

Bryan Reynolds enters the weekend on a roll having posted five straight multi-hit games to extend his hitting streak to 10 games. The sophomore opened last week by reaching base in each of his first eight plate appearances over the Commodores' first two games. His three hits against Tennessee Tech matched his season-best and his three RBI in Saturday night's nightcap at Auburn also equaled his season-high. The preseason All-American takes his 10-game hitting streak into the weekend having gone 17-for-37 (.460) with nine runs and 11 RBI during the streak.

## HIT MEN & BASE RUNNERS

The Vanderbilt offense has featured a balanced attack up and down the lineup much of the season with the team producing 15 games of at least 10 hits through the squad's first 25 games. The Commodores are averaging just over 11 hits per game with the team's 279 hits ranking second in the SEC. The Dore's have put 435 players safely on the bases for an average of over 17 base runners per game helping VU average 7.44 runs per game. Rhett Wiseman leads the way with 67 total bases on the year while Dansby Swanson's 33 runs top both the Vandy roster and the SEC.

## MUSCLED UP

The Commodores have muscled up this year through the team's first 25 games hitting 17 home runs compared to last year's six round trippers through the first 25 games. The offense as a whole has produced more runs (186 to 139), more hits (279 to 228) and more RBI (167 to 123).

## SETTLED AT THE TOP?

Ro Coleman appears to be settled into the top spot of Tim Corbin's lineup having started seven of the last eight games as the designated hitter in the leadoff spot. Since earning the starting DH role and getting the nod in the leadoff spot, Coleman is 7-for-27 (.259) with seven walks. The sophomore, however, is 6-for-16 (.375) with five walks over his last five games with three runs scored.

# COMMODORE NOTES


**2011 - 54 wins**

**2012  
35 wins**

**2013 - 54 wins**


**2014 - 51 wins**

Since 2011, the Vanderbilt has three 50-win seasons with the rest of the SEC combining for four 50-win seasons.



Since Tim Corbin's arrival at Vanderbilt in 2003, no SEC school has sent more players into professional baseball with 77 Commodores being drafted by MLB teams.

Entering the 2015 season, the Commodores have more wins than any team in the SEC since 2011 with 194 victories.



## CONSISTENT COMMODORES

The Commodores enter the weekend with an impressive streak on the line. Vanderbilt has not lost three straight games since early in the 2012 season when the team dropped five straight (March 16-23). Since that five-game losing streak the Dorees have played 204 games without losing three straight going 153-51 (.750). Among major league baseball's greatest teams only the 1902 National League champion Pittsburgh Pirates can match the Dorees streak. The Pirates had no three-game losing streaks during their 103-36 campaign. The 1906 Chicago Cubs' and 2001 Seattle Mariners' teams that won 116 games apiece had one losing streak of at least three games something the 1998 (four losing streaks of at least three games) and 1927 (three) world champion Yankees could not accomplish.

## VANDY ROSTER FEATURES FIVE PRESEASON ALL-AMERICANS

Five Commodores earned preseason All-American accolades led by juniors Walker Buehler, Carson Fulmer and Dansby Swanson. The trio have been selected as first team All-Americans by every media outlet that produces an All-American preseason team. Swanson was tabbed a second and third team All-American last season before capturing the Most Outstanding Player award at the College World Series. Sophomores Bryan Reynolds and Hayden Stone also picked up multiple preseason All-American nods after the duo earned Freshman All-American status last season.

## BUEHLER, FULMER, SWANSON ON GOLDEN SPIKES LIST

Juniors Walker Buehler, Carson Fulmer and Dansby Swanson are all on the Golden Spikes Award watch list making Vanderbilt the only school in the nation with three players on the 50-player list. The trio leads a pack of a national-best 12 players from the Southeastern Conference. David Price is the only Commodore to ever win the award, picking up the national honor along with many others for his spectacular 2007 season that saw him strikeout a school record 194 batters.

## KEY PIECES, EXPERIENCE BACK FOR DORES

An experienced roster takes the field for the Commodores this season with 17 returning lettermen on the 33-man roster. Vanderbilt returns a majority of the core of the national championship team from a year ago led by All-Americans Walker Buehler, Carson Fulmer, Bryan Reynolds, Hayden Stone and Dansby Swanson. Reynolds and Swanson led the team in hitting in 2014 with the 2015 roster bringing back 65% (426/655) of the team's hits from last season. The Dorees were one of the leading teams in the country in doubles and return 105 of the team's 145 from last year (72.4%) along with 69 of the team's 120 stolen bases (80%) in 2014. On the mound, the trio of Buehler, Fulmer and Stone lead the way for a pitching staff that returns 60.2% (383/636) of the team's strikeouts, 60.7% (31/51) of the team's wins and 341.2 innings.

## THE HOCKEY GUYS

Vanderbilt's roster is littered with multi-sport athletes but three freshmen on the team were standout hockey players prior to coming to West End. Tyler Green, Jeren Kendall and Will Toffey all had opportunities to play hockey past high school but chose the Black & Gold instead, including Toffey who turned down 2014 national champ Yale to attend VU.

## VIVA LA DOMINICANA

The Commodores traveled to the Dominican Republic during Thanksgiving break last fall for a week of cultural immersion and baseball. The team played seven games against professional teams and spent time in a sugar cane village giving a clinic for the local children as well as doing community service. Vandy went 5-2 on the trip playing games against MLB Dominican Academy teams and two Dominican Winter League teams.

## National Award Watch Lists

Player (Pos.)	Award
Walker Buehler (P)	Golden Spikes
Carson Fulmer (P)	Golden Spikes
Dansby Swanson (IF)	Golden Spikes
Hayden Stone (P)	NCWBA Stopper of the Year

## Commodore Weekly Winners

Player (Pos.)	Honor	Date
Kyle Wright	TSWA Pitcher of the Week	2/24
Carson Fulmer	National Pitcher of the Week	3/2
Zander Wiel	co-SEC Player of the Week	3/2
Zander Wiel	TSWA Player of the Week	3/2
Rhett Wiseman	SEC Player of the Week	3/16
Rhett Wiseman	TSWA Player of the Week	3/17
Jordan Sheffield	TSWA Pitcher of the Week	3/17

# COMMODORE NOTES

## COMMODORES PICKED TO WIN SEC

The coaches of the Southeastern Conference picked the Commodores to win the league in 2015 with 11 of the league's coaches picking Vanderbilt. Florida (2) and LSU (1) each received votes to claim the SEC title. The predicted order of finish in the SEC East: Vanderbilt, Florida, South Carolina, Tennessee, Georgia, Kentucky and Missouri. In the West division, LSU was picked to be the top team followed by Alabama, Texas A&M, Arkansas, Mississippi State, Ole Miss and Auburn.

## CHAMPIONS' TOUR

Vanderbilt's national championship team was honored at multiple places in Nashville during the offseason. The team was recognized at a Tennessee Titans' game with Coach Corbin serving as the honorary 12th Titan. Vandy was also recognized at the Nashville Sounds, Nashville Predators and by the metro city council with a city resolution. CWS Most Outstanding Player Dansby Swanson was honored in his hometown of Marietta, Ga. with his own day and a key to the city.

## SEC NETWORK BRINGS NEW ERA

The SEC Network brings a new era to college baseball with over 450 games on the family of ESPN networks. For the Commodores, 35 games will air on SEC Network+ including 26 Vanderbilt home games. The Dorees will also be featured on ESPNU, ESPN2 and the SEC Network's linear channel a total of 12 times during the regular season. Kevin Ingram and former Commodore Andrew Harris are slated to call the action along with Max Herz for Vanderbilt's SEC Network+ games this year.

## DORES ON THE AIR MORE THAN EVER IN 2015

Vanderbilt's flagship station WNSR 560 AM/95.9 FM is set to broadcast 51 games in 2015, the most ever. Only five games of the team's regular season slate will not air on the radio with all five games coming in the first two weeks of the season (Feb. 15, 18, 21, 22 and 28). Once again Eric Jones will call the team's games until The Voice of the Commodores Joe Fisher concludes the Commodores' men's basketball season. Audio of all 56 games on the Dorees' schedule will be available on the team's Vanderbilt Game Day app and vucommodores.com for free.

## Commodores In The Pros

<i>Player (Years at VU)</i>	<i>Team</i>
Pedro Alvarez (06-08)	Pittsburgh
Mike Baxter (04-05)	Chicago (NL)
Tyler Beede (12-14)	San Francisco
Matt Buschmann (03-06)	Oakland
Curt Casali (08-11)	Tampa Bay
Nick Christiani (06-09)	Cincinnati
Will Clinard (09-12)	Detroit
Vince Conde (12-14)	New York (AL)
Caleb Cotham (08-09)	New York (AL)
Jason Esposito (09-11)	Baltimore
Ryan Flaherty (06-08)	Baltimore
Grayson Garvin (09-11)	Tampa Bay
Anthony Gomez (10-12)	Miami
Sonny Gray (09-11)	Oakland
Conrad Gregor (11-13)	Houston
Connor Harrell (10-13)	Detroit
Chris Harvey (12-14)	Pittsburgh
Drew Hayes (08-10)	Cincinnati
Taylor Hill (08-11)	Washington
Tony Kemp (11-13)	Houston
Mark Lamm (08-11)	Atlanta
Brian Miller (12-14)	Tampa Bay
Jared Miller (12-14)	Arizona
Mike Minor (07-09)	Atlanta
Spencer Navin (11-13)	Los Angeles (NL)
John Norwood (12-14)	Miami
David Price (05-07)	Detroit
Adam Ravenelle (12-14)	Detroit
Antoan Richardson (04-05)	Texas
Sam Selman (10-12)	Kansas City
Aaron Westlake (08-11)	Detroit
Drew VerHagen (2012)	Detroit
Corey Williams (10-11)	Minnesota
Mike Yastrzemski (10-13)	Baltimore
Kevin Ziomek (11-13)	Detroit

## VANDY NATION




## Drafted Commodores

	<b>Round</b>	<b>Year</b>	<b>Team</b>
Walker Buehler	14th	2012	Pittsburgh
Ro Coleman	40th	2013	Chicago (AL)
Tyler Ferguson	40th	2012	San Francisco
Carson Fulmer	15th	2012	Boston
Aubrey McCarty	36th	2013	San Francisco
Jeren Kendall	30th	2014	Boston
Philip Pfeifer	44th	2011	Texas
Jordan Sheffield	13th	2013	Boston
Dansby Swanson	38th	2012	Colorado
Will Toffey	23rd	2014	New York (AL)
Rhett Wiseman	25th	2012	Chicago (NL)



# HEAD COACH TIM CORBIN



Head Coach Tim Corbin is in his 13th season at the helm of the Vanderbilt baseball program. During his tenure Corbin has turned the Commodores into a national power and taken the program to unprecedented success leading Vanderbilt to the top of college baseball in 2014 with the school's first-ever men's national championship in the Dores' second trip to the College World Series in four seasons.

Corbin's overall record of 516-250 (.674) is second all-time in terms of wins at Vanderbilt, and first in terms of winning percentage for coaches with 100 games or more. In his career as a head coach Corbin is 622-388 (.616).

Vanderbilt finished off the school's second-ever national championship with a dramatic 3-2 victory over Virginia in the finals of the College World Series to cap a 51-21 season in 2014. The 51-win season marked the third time in the last four seasons Corbin had led the Dores to at least 50 wins as the Vandy skipper was named the consensus National Coach of

the Year. Corbin's Commodores rose to the occasion in the postseason sweeping through the Nashville Regional with wins over Xavier and Oregon before taking down Stanford in three games of the Super Regional to advance to Vanderbilt's second College World Series in school history. Hawkins Field hosted NCAA Regionals and Super Regionals for the third time in four years. Once in Omaha, Corbin continued to push the Commodores with wins over rival Louisville in the first round and comeback win over UC Irvine. VU reached the championship series with a dramatic, walk-off win over Texas on Tyler Campbell's bases loaded, infield single. The team sealed the national title in the third game thanks to an eighth inning, solo homer from John Norwood and clutch pitching from Adam Ravenelle over the final two frames. The final victory in Omaha gave the Dores a 10-3 record in the NCAA Tournament.

Corbin reached two more milestones during the regular season with his 500th victory at Vanderbilt, a 5-1 victory at Missouri on May 3, 2014, and his 600th career victory with a win at Arkansas on April 19, 2014.

For the second time in his career Corbin was named the SEC Coach of the Year by the league's coaches after the Commodores posted one of the best seasons in school history in 2013. The Commodores matched the school record with a 54-12 mark and smashed the Southeastern Conference record, finishing the conference slate an amazing 26-3. Vanderbilt won every series during the regular season, including nine series sweeps. The squad outscored opponents by an average of 8.2-3.9 runs per game with the pitching staff turning in a sub 3.00 ERA for the second time in three seasons. Five Commodores earned All-American honors led by first team All-Americans Tony Kemp and Tyler Beede. Kemp became just the second Commodore in history to be named SEC Player of the Year and just the third in league history to win both Freshman of the Year and Player of the Year awards in his career. Over the summer, Beede pitched for Team USA to become the 12th Vanderbilt player to don the Stars & Stripes.

The Commodores' SEC regular season championship was the team's second in three years and third under Corbin. For the fourth time in five years the Dores played in the SEC Championship game and made their eighth straight appearance in the NCAA Tournament hosting Regionals for the third time in school history and Super Regionals for the second time.

The 2012 Vanderbilt Commodores overcame a slow start to the season to post the team's seventh straight trip to the postseason. The Dores finished the season as one of the hottest teams in the nation winning four of the last four SEC series of the regular season, including series victories over No. 3 Kentucky and at No. 4 LSU. Vanderbilt rolled into the SEC Tournament having won 12 of the last 15 regular season games. Corbin guided the Commodores to the championship game for the sixth time in nine trips, losing to a red-hot Mississippi State team in the final. Vanderbilt made the NCAA Tournament with a trip to the Raleigh Regional finishing runner-up to host NC State to end the season 35-28.

For the second consecutive season (2011-12) the Commodores' freshman class was tabbed as the nation's best by Baseball America, becoming the first school in the poll's 13-year history to post back-to-back top classes. Vanderbilt's 2012 freshman class was the unanimous top class, also picking up the honor from Collegiate Baseball. Since Corbin's arrival in 2003, Vanderbilt has earned three top-ranked recruiting classes (2005) and is the only school in the nation to have more than two top classes.

In 2012, one of Corbin's prize pupils, David Price, was named the American League Cy Young Award winner. Price was the top overall pick by Tampa Bay in 2007 after a stellar career at Vanderbilt. The southpaw went 20-5 with a 2.56 ERA and 205 strikeouts over 211 innings for the Rays to become the first Commodore to win the Cy Young.

The Commodores' magical run to Omaha saw several school records equaled or passed. VU won 54 games to match the school record set in 2007 and set the SEC record with 12 players selected in the Major League Baseball draft. Hawkins Field hosted the NCAA Regional round for just the second time in history and Super Regionals for the first time with the Dores sweeping through both rounds en route to the College World Series. Individual awards supplemented the team's success with Grayson Garvin earning SEC Pitcher of the Year and Tony Kemp picking up SEC Freshman of the Year honors. Garvin became the second VU pitcher to earn the prestigious league award joining David Price, while Kemp is the second Commodore to be named the league's freshman of the year along with Pedro Alvarez. All four awards have come under Corbin's watch. Sonny Gray, Jason Esposito, Aaron Westlake and Garvin all garnered All-American honors with Kevin Zimek, T.J. Pecoraro, Conrad Gregor and Kemp being named Freshmen All-American.

The 2010 Commodores racked up the second-most wins in school history finishing the year with a 46-20 mark, eventually falling at Florida State in the third game of the Super Regional. In order to get to Florida State the team advanced out of the Louisville regional, a place that saw the Dores' 2009 season end. During the regular season, Corbin led the Commodores to a 16-12 mark, good enough for third in the Southeastern Conference East division behind Florida and eventual national champion South Carolina.

The 2008 draft saw eight Commodores selected, highlighted by Pedro Alvarez who was taken with the second overall pick by the Pittsburgh Pirates. Vanderbilt became the first school in draft history to have the first overall pick (David Price in 2007) and second overall pick in consecutive drafts.

In 2007, Corbin guided the Commodores to their best season ever, finishing with a school record 54 wins. The team also achieved a No. 1 national ranking for the first time in school history and held that honor for 13-of-15 weeks during the regular season.

The Vanderbilt baseball team also swept through the Southeastern Conference, winning both the regular season and tournament crown for the first time ever and it marked the first time an SEC team had done it since 1996. The team lost only one conference series the entire season against SEC West Division winner Arkansas in Fayetteville and avenged the series loss by defeating the Razorbacks in the SEC tournament title game.

The conference recognized Corbin for the work he had done, naming him SEC Coach of the Year. Corbin also picked up Co-National Coach of the Year honors from College Baseball Insider and regional Coach of the Year honors by the American Baseball Coaches Association.

The Commodores hosted their first-ever NCAA regional as the No. 1 National Seed and arrived as a power in college baseball. Corbin's success and methods of running the Vanderbilt program has earned him respect among the college and international baseball communities. In the summer of 2006 he managed the USA Baseball National Team to a 28-2-1 record that culminated with a gold medal finish at the FISU (International University Sports Federation) World University Championship in Havana, Cuba. The .919 winning percentage set a new national team high and it garnered special recognition by the United States Olympic Committee.

In 2006, he led a youthful Commodore squad to a 38-27 record and sixth-place finish in the rugged Southeastern Conference. The team was the youngest team in the league, with seven everyday starters being freshmen or sophomores. For the second time in three seasons, Corbin guided the team to the SEC Tournament Championship game and the young squad also gained valuable NCAA experience after advancing to the championship round of the Atlanta Regional. The 2006 team posted impressive series wins over College World Series participant Georgia, Super Regional participants South Carolina and Ole Miss, and took series on the road against Florida and LSU. The team handed LSU its worst conference loss at home in school history in the process.

In 2004, Corbin not only directed the Commodores to their first NCAA Tournament appearance in 24 years, he guided them to their first-ever Super Regional as they swept through the Charlottesville Regional with victories over George Mason, Princeton and host Virginia. In the Super Regional, they fell to the eventual national runner-up, Texas, but still carved out a piece of history as the first team in NCAA baseball history to make it that far one year after having finished with a sub-.500 record. Along the way Vanderbilt racked up 45 wins, was the only team to rank among the SEC's top five in earned run average (first), batting average (fourth) and fielding percentage (first) and finished with a .703 winning percentage, which was third-best in the highly competitive conference, which sent nine schools to the NCAA Tournament. The Commodores' school-record .978 fielding percentage was second in the nation, and their 30 error-free games were 11 more than the previous season.

His first Vanderbilt team in 2003 finished 27-28 overall and 14-16 in the SEC, good enough for second in the Eastern Division. It earned a conference tournament berth with a season-ending sweep of Tennessee capped by a dramatic ninth-inning rally in the series finale. The overall and conference victory totals were the most by a first-year Vanderbilt coach and were made more impressive by the fact that the Commodores were 12-5 in one-run games. That squad set then school records for fielding percentage (.972), fewest errors in a season (60), most saves in a season (15) and fewest walks allowed in a season (168). The team notched series victories over nationally-ranked conference foes LSU, Auburn and Florida, each among the top 15 at the time. Plus, on May 6, 2003, Vanderbilt recorded the first perfect game in school history, which was a collective effort. Four different pitchers contributed to the 4-0 victory over Western Kentucky.

Corbin, along with his coaching staff, are a tireless group that saw their recruiting efforts pay in 2005, 2011 and 2012 as their recruiting class was labeled the nation's best by Baseball America. Professional baseball has also taken notice of the program with eight Commodores being selected in the first round since 2003.

Before Corbin was hired as the 21st coach in program history, Vanderbilt had not earned a spot in the conference tournament in a decade but made the post-season tournament in 2004. During the 2004 regular season, Vanderbilt swept a series against Mississippi State for the first time. It was one of three conference whitewashes and one of five series wins in all. His efforts earned him the 2004 Vanderbilt Coach of the Year award and a nomination for the Nashville Sports Council's Sports Person of the Year. Plus, a school-record five players were named to the SEC All-Tournament team, five players were drafted on the first day and seven VU players in all were chosen in the Major League Baseball Draft, topped by No. 6 overall pick, pitcher Jeremy Sowers.

Corbin came to Vanderbilt following nine seasons as an assistant coach at baseball power Clemson. During his time there (1994-2002), the Tigers had more victories than all but four programs.

Prior to his tenure at Clemson, Corbin was head coach at Presbyterian College for six seasons beginning in 1988. There he restarted a baseball program that had been dormant for several years.

## The Tim Corbin File

### Personal

Full Name: ..... Timothy Carter Corbin  
Born: ..... August 5, 1961 in Wolfeboro, N.H.  
Hometown: ..... Wolfeboro, N.H.  
Family: ..... Wife: Maggie Daughters: Molly and Hannah

### Education

College: ..... Ohio Wesleyan  
Degrees: ..... Master of Arts in Athletic Administration, 1986  
..... Bachelor of Arts in Physical Education, 1984

### Coaching Experience

2003-Present ..... Vanderbilt Head Coach  
2001-02 ..... Clemson Associate Head Coach  
1998-2001 ..... Clemson Assistant Head Coach  
1994-98 ..... Clemson Assistant Coach  
1988-93 ..... Presbyterian College Head Coach  
1987 ..... Wofford Assistant Coach  
1985-86 ..... Ohio State Graduate Assistant Coach

# NATIONAL RANKINGS

D1Baseball.com (Week 6)	Baseball America (Week 6)	USA Today (Week 6)	Collegiate Baseball (Week 6)	NCBWA (Week 6)	Perfect Game (Week 6)
1. LSU 21-3	1. Louisiana State 21-3	1. LSU 21-3	1. Texas A&M 24-1	1. LSU 21-3	1. Louisiana State
2. <i>Vanderbilt</i> 19-5	2. <i>Vanderbilt</i> 19-5	2. Texas A&M 24-1	2. Louisiana St. 21-3	2. <i>Vanderbilt</i> 19-5	2. TCU
3. Texas A&M 24-1	3. Texas A&M 24-1	3. <i>Vanderbilt</i> 19-5	3. <i>Vanderbilt</i> 19-5	3. Texas A&M 24-1	3. Florida
4. Florida 20-5	4. Florida 20-5	4. TCU 17-4	4. Texas Christian 17-4	4. TCU 17-4	4. <i>Vanderbilt</i>
5. TCU 17-4	5. Texas Christian 17-4	5. Florida 20-5	5. UCLA 17-5	5. UCLA 17-5	5. Texas A&M
6. Arizona State 15-7	6. Central Florida 20-5	6. UCLA 17-5	6. Florida 20-5	6. Florida 20-5	6. Louisville
7. UCLA 17-5	7. Louisville 18-6	7. Louisville 18-6	7. Florida St. 19-6	7. South Carolina 18-6	7. UCLA
8. Louisville 18-6	8. USC 19-5	8. South Carolina 18-6	8. Central Florida 20-5	8. Louisville 18-6	8. South Carolina
9. USC 19-5	9. UCLA 17-5	9. Florida State 19-6	9. Arizona St. 15-7	9. UCF 20-5	9. Florida State
10. UCF 20-5	10. Florida State 19-6	10. USC 19-5	10. Texas 16-8	10. Florida State 19-6	10. Miami
11. Maryland 16-4	11. Arizona State 15-7	11. Central Florida 20-5	11. Louisville 18-6	11. Texas 16-8	11. Oregon State
12. South Carolina 18-6	12. South Carolina 18-6	12. Texas 16-8	12. Oklahoma St. 16-7	12. Virginia 14-7	12. Arizona State
13. Florida State 19-6	13. Miami 18-7	13. Arizona State 15-7	13. South Carolina 18-6	13. USC 19-5	13. UC Santa Barbara
14. Rice 16-9	14. Rice 16-9	14. Virginia 14-7	14. California 18-5	14. Rice 16-9	14. Virginia
15. UC Santa Barbara 16-6	15. Dallas Baptist 18-3	15. Rice 16-9	15. Houston 17-7	15. Miami, Florida 18-7	15. UCF
16. Texas 16-8	16. UC Santa Barbara 16-6	16. Miami (Fla.) 18-7	16. USC 19-5	16. Arizona State 15-7	16. Texas
17. Illinois 17-5-1	17. Houston 17-7	17. Maryland 17-4	17. UC Santa Barbara 16-6	17. Texas Tech 16-8	17. Oregon
18. Virginia 14-7	18. Texas Tech 16-8	18. Oregon 15-8	18. Miami, Fla. 18-7	18. Oregon 15-8	18. North Carolina
19. Indiana 15-5	19. Texas 16-8	19. Houston 17-7	19. Oregon St. 18-5	19. Houston 17-7	19. Houston
20. Houston 17-7	20. Virginia 14-7	20. UC-Santa Barbara 16-6	20. Arizona 19-6	20. Maryland 17-4	20. Florida Atlantic
21. Miami 18-7	21. California 18-5	21. Texas Tech 16-8	21. Maryland 17-4	21. Oklahoma State 16-7	21. Illinois
22. North Carolina 14-9	22. Oregon 15-8	22. Illinois 17-5-1	22. Illinois 17-5-1	22. North Carolina 14-9	22. Southern California
23. California 18-5	23. Oklahoma State 16-7	23. Oklahoma State 16-7	23. Missouri 18-6	23. Dallas Baptist 18-3	23. Texas Tech
24. Oregon State 18-5	24. Indiana 15-5	24. North Carolina 14-9	24. Indiana 15-5	24. UC Santa Barbara 16-6	24. Dallas Baptist
25. Oregon 15-8	25. Illinois 17-5	25. Oregon State 18-5	25. Virginia 14-7	25. Florida Atlantic 20-5	25. Maryland
			26. Nevada 20-4	26. Illinois 17-5-1	
			27. North Carolina 14-9	27. Oregon State 18-5	
			28. Georgia Tech 16-7	28. California 18-5	
			29. San Diego 13-8	29. Mississippi St. 18-8	
			30. Nebraska 17-6	30. Indiana 15-5	

## Commodores Week-by-Week in the Polls

	D1Baseball.com	Baseball America	USA Today Coaches	Collegiate Baseball	NCBWA	Perfect Game
Preseason	1	1	1	1	1	1
Week 1 - 2/16	1	1	1	2	3	1
Week 2 - 2/23	1	1	1	4	5	1
Week 3 - 3/2	1	1	4	4	5	1
Week 5 - 3/9	5	5	5	7	6	5
Week 6 - 3/16	4	4	5	5	4	4
Week 7 - 3/23	2	2	3	3	2	4
Week 8 - 3/30						
Week 9 - 4/7						
Week 10 - 4/14						
Week 11 - 4/21						
Week 12 - 4/28						
Week 13 - 5/5						
Week 14 - 5/12						
Week 15 - 5/19						
Week 16 - 5/26						
Final						

# HITTERS NOTES

## PROJECTED LINEUP

### C 25 Karl Ellison - Sophomore

GP-GS: 15-14 AVG: .306 HR: 1 RBI: 5  
9-for-25 (.360) in last 7 games. Smashed his first career home run 3/24 to tie the game. Career-best 3 hits 3/7.

### 1B 43 Zander Wiel - RS-Junior

GP-GS: 25-25 AVG: .348 HR: 4 RBI: 29  
RBI in 5 straight games (9). 24-for-61 (.393) with 18 RBI over last 15 games. Home runs in back-to-back games at Auburn, drove in 5 runs during weekend.

### 2B 2 Tyler Campbell - Junior

GP-GS: 18-18 AVG: .275 HR: 0 RBI: 10  
Recorded his first extra-base hit 3/24. 3 RBI 3/17 matched career-best.

### 3B 10 Will Toffey - Freshman

GP-GS: 24-20 AVG: .263 HR: 0 RBI: 13  
5-for-17 (.294) over last 4 games. Freshman was tabbed top prospect in Futures League prior to coming to Vandy.

### SS 7 Dansby Swanson - Junior

GP-GS: 25-25 AVG: .364 HR: 4 RBI: 24  
Reached base in 19 straight games (27-for-73 .370). Hits in 23 of 25 games, 9 multi-hit games. Preseason All-American and Most Outstanding Player from last year's CWS. Named the top position prospect on Team USA.

### LF 20 Bryan Reynolds - Sophomore

GP-GS: 25-24 AVG: .340 HR: 2 RBI: 20  
10-game hitting streak (17-for-37 .460) with 11 RBI and 9 runs scored. Preseason All-American after Freshman All-American season, set VU freshman record with 24 doubles.

### CF 3 Jeren Kendall - Freshman

GP-GS: 23-19 AVG: .290 HR: 1 RBI: 11  
Hits in 9 of last 11 games going 13-for-41 (.317) with 5 runs and 8 RBI. Recorded career-bests 3/24 with 4 RBI and 4 hits, including his first HR.

### RF 8 Rhett Wiseman - Junior

GP-GS: 25-25 AVG: .381 HR: 4 RBI: 20  
4-for-27 (.148) over last 6 games. Reached base in all 7 plate appearances 3/3 (4 hits, 3 walks).

### DH 1 Ro Coleman - Sophomore

GP-GS: 22-10 AVG: .271 HR: 0 RBI: 9  
8-for-25 (.320) in last 7 games with 5 walks and 4 runs scored.

## COMMODORES LINEUP

*Starts by position*

C: Ellison 14, Delay 11

1B: Wiel 25

2B: Campbell 18, Murfee 6, Rogers 1

3B: Toffey 20, Murfee 5

SS: Swanson 25

LF: Reynolds 20, Rogers 5

CF: Kendall 19, Reynolds 4, Rogers 2

RF: Wiseman 25

DH: Coleman 10, Kilichowski 4, Fulmer 4, Wright 3, Buehler 2, Sabino 2

*Batting Order*

1st: Reynolds 10, Coleman 7, Swanson 5, Kendall 1, Murfee 1, Sabino 1

2nd: Wiseman 23, Coleman 2

3rd: Swanson 20, Reynolds 3, Wiseman 2

4th: Wiel 24, Reynolds 1

5th: Reynolds 10, Toffey 8, Murfee 6, Wiel 1

6th: Toffey 12, Rogers 3, Murfee 3, Campbell 2, Kilichowski 2, Buehler 2, Fulmer 1

7th: Campbell 11, Rogers 5, Ellison 4, Wright 2, Fulmer 2, Murfee 1

8th: Ellison 8, Kendall 7, Delay 4, Campbell 3, Kilichowski 1, Coleman 1, Sabino 1

9th: Kendall 11, Delay 7, Ellison 2, Campbell 2, Wright 1, Kilichowski 1, Fulmer 1

## PLAYER NOTES

### 5 Jason Delay

GP-GS: 15-11 AVG: .343 HR: 0 RBI: 9  
4-for-13 (.308) with 3 runs in last 4 games.

### 6 Drake Parker

GP-GS: 8-0 AVG: .200 HR: 0 RBI: 0  
First career hit 3/3, infield single.

### 11 Liam Sabino

GP-GS: 10-2 AVG: .294 HR: 0 RBI: 3  
1-for-4 in first career start 3/11.

### 16 Penn Murfee

GP-GS: 16-11 AVG: .300 HR: 1 RBI: 9  
Hits in 8 of last 11 games, 9-for-32 (.281).

### 18 Nolan Rogers

GP-GS: 18-8 AVG: .233 HR: 0 RBI: 3  
Pinch hit RBI-single 3/20 at AUB.

### 19 Joey Mundy

GP-GS: 7-0 AVG: .333 HR: 0 RBI: 0  
2 singles in 6 at-bats.

### 33 Tristan Chari

GP-GS: 5-0 AVG: .500 HR: 0 RBI: 2  
Two-run single in first career at-bat 2/24.

### 36 Aubrey McCarty

GP-GS: 5-0 AVG: .200 HR: 0 RBI: 0  
Picked up first collegiate hit 2/27.

### 39 Kyle Smith

GP-GS: 7-0 AVG: .000 HR: 0 RBI: 0  
Solid summer in Hamptons Collegiate League.

### 44 Kyle Wright

GP-GS: 3-3 AVG: .000 HR: 0 RBI: 0  
Talented two-way player from Ala.

### 55 Tyler Green

GP-GS: 10-0 AVG: .273 HR: 0 RBI: 0  
First two collegiate hits 2/20 vs. ISU.

## HITTERS HI/LO

### MULTI-HIT GAMES

2-HITS: Reynolds 8, Wiel 8, Swanson 6, Toffey 5, Wiseman 5, Campbell 5, Delay 4, Coleman 4, Ellison 4, Murfee 2, Kendall 2, Green 1

3-HITS: Wiseman 4, Murfee 2, Swanson 2, Reynolds 2, Wiel 1, Campbell 1, Sabino 1, Ellison 1

4-HITS: Wiseman 2, Swanson 1, Kendall 1

5-HITS:

### MULTI-RBI GAMES

2-RBI: Swanson 5, Wiseman 3, Reynolds 3, Wiel 2, Kendall 2, Coleman 1, Chari 1, Toffey 1, Rogers 1, Delay 1, Campbell 1

3-RBI: Wiseman 2, Reynolds 2, Wiel 2, Delay 1, Murfee 1, Toffey 1, Swanson 1, Campbell 1, Ellison 1

4-RBI: Swanson 1, Wiel 1, Kendall 1

5-RBI: Wiel 1

### HOME RUNS

SOLO: Wiel 2, Swanson 2, Reynolds 1, Murfee 1, Wiseman 1, Kendall 1

2-R: Wiseman 2, Swanson 1, Ellison 1

3-R: Swanson 1

GS: Wiel 2

MULTI-HR:

### INDIVIDUAL BATTERS GAME BESTS

#### MOST AT-BATS

VU: 7, Bryan Reynolds, 3/3 vs. UE  
OPP: \*6, Three Tied, 3/14 vs. ARK G1

#### MOST HITS

VU: \*4, Jeren Kendall, 3/24 at MTSU  
OPP: \*3, Clark Eagan, 3/14 vs. ARK G1

#### MOST RUNS

VU: 4, Ro Coleman, 3/3 vs. UE  
OPP: 3, Bobby Wernes, 3/14 vs. ARK G1

#### MOST RBI

VU: 5, Zander Wiel, 2/25 vs. WKU  
OPP: \*3, Kyler Deese, 3/20 at AUB

#### MOST HOME RUNS

VU: \*1, Swanson, Ellison, Kendall, 3/24 at MTSU  
OPP: \*1, Three Tied, 3/24 at MTSU

#### MOST WALKS

VU: 3, Rhett Wiseman, 3/3 vs. UE  
OPP: \*4, Kevin Kaczmarek, 3/3 vs. UE

#### MOST STRIKEOUTS

VU: \*3, Ro Coleman, 3/14 vs. ARK G2  
OPP: \*4, Sean Bouchard, 3/6 at UCLA

\* occurred multiple times, last listed

# PITCHERS NOTES

## PROBABLE STARTERS

### RHP 15 Carson Fulmer - Junior

G-GS: 6-6 W-L: 3-1 ERA: 1.85 IP: 34.0 BB: 18 K: 48

Last Start: 3/20 at AUB, L, 5.2 IP, 7 H, 6R/1ER, 3 BB, 8 K

Pinned with his first loss of the season at Auburn allowing a career-high six runs. At least six strikeouts in all six starts this season. Tabbed the No. 2 prospect on Team USA last summer after starring for Vandy going 7-1 with a 1.98 ERA, lowest ERA at VU since 1973, and 10 saves.

### RHP 13 Walker Buehler - Junior

G-GS: 4-4 W-L: 2-0 ERA: 2.55 IP: 17.2 BB: 6 K: 19

Last Start: 3/21 at AUB G1, W, 5.2 IP, 8 H, 3R/3ER, 2 BB, 5 K

Worked 5.2 innings for win at Auburn allowing a season-high three runs on eight hits. Led Vanderbilt with 12 wins as a sophomore and his 111 strikeouts last season are tops among returners. Named the top prospect in the Cape Cod League and made one appearance for Team USA during summer.

### RHP Jordan Sheffield - RS-Freshman

G-GS: 9-3 W-L: 3-0 ERA: 2.27 IP: 31.2 BB: 19 K: 29

Last Start: 3/21 at AUB G2, ND, 6.0 IP, 6 H, 3R/3ER, 2 BB, 6 K

Tossed his third straight quality start in a no decision at Auburn allowing three runs on six hits over six innings. Turned in the longest outing of his career and by a Commodore starter with seven scoreless innings in a no decision in win vs. Arkansas. Redshirted last season recovering from elbow surgery.

## PITCHING BREAKDOWN

	W-L-S	ERA	IP	H	R	ER	BB-I	SO
Starters	10-1	2.79	116.1	93	50	36	59-1	117
Relievers	10-4-4	3.12	115.1	75	47	40	72-0	135

## RELIEVER NOTES

Pitcher	Last Relief App.	IP	H	R	ER	BB	SO	HR	RI/S	-----Season Totals-----		
										RI/S	SV	Ret./1BF (BB)
Joey Abraham	3/10 vs. QUI	1.0	2	2	2	2	0	0	0/0	2/2	0	1/4 (1)
Ben Bowden	3/24 at MTSU	1.0	1	0	0	0	1	0	0/0	6/2	0	8/10 (0)
Tyler Ferguson	3/1 vs. ILS	0.0	1	4	4	3	0	0	0/0	2/2	0	1/3 (1)
Ryan Johnson	3/14 vs. ARK G1	1.1	4	1	1	1	0	0	0/0	9/3	0	1/4 (1)
John Kilichowski	S, 3/14 vs. ARK G2	3.0	3	0	0	1	6	0	0/0	0/0	1	1/1 (0)
Aubrey McCarty	2/27 vs. ILS	1.0	1	1	1	1	2	0	0/0	0/0	0	1/1 (0)
Philip Pfeifer	S, 3/21 at AUB G1	3.1	3	2	2	3	3	0	2/0	8/2	3	4/11 (3)
Matt Ruppenthal	3/24 at MTSU	1.1	1	1	1	0	2	1	2/0	2/0	0	5/6 (1)
Jordan Sheffield	W, 3/3 vs. UE	5.0	1	3	3	4	7	0	0/0	7/0	0	5/6 (1)
Collin Snider	3/20 at AUB	1.0	1	0	0	1	0	0	1/0	3/0	0	5/6 (1)
Brendan Spagnuolo	2/24 vs. UTM	2.0	6	2	2	0	4	0	0/0	0/0	0	1/1 (0)
Hayden Stone	L, 2/21 vs. ISU	0.2	3	3	3	2	2	0	2/1	2/1	0	0/2 (2)
Kyle Wright	W, 3/24 at MTSU	3.0	0	1	0	3	2	0	0/0	1/1	0	6/7 (0)
TEAM TOTALS										39/10 (26%)	4	40/59 (9)

## CATCHERS LOG

	TEAM W-L	CS/SBA	PB	ERA
Chari	0-0	0/0 (0%)	0	3.00 (3ER/9.0IC)
Delay	9-2	2/9 (22%)	4	3.33 (35ER/94.2IC)
Ellison	11-3	5/7 (71%)	1	3.11 (38ER/110.0IC)
TEAM	20-5	9/19 (47%)	5	2.95 (76ER/231.2IC)

## PITCHERS HI/LO

### STARTERS LOG

	TEAM W-L	QS	RS
Fulmer	5-1	2	6.8
Kilichowski	2-3	0	5.4
Ferguson	2-0	0	7.0
Wright	2-0	1	11.0
Stone	1-0	0	16.0
Johnson	2-0	1	9.5
Buehler	3-1	1	7.5
Sheffield	3-0	3	5.7

### INDIVIDUAL PITCHERS GAME BESTS

#### MOST INNINGS PITCHED, STARTER

VU: 7.0, Jordan Sheffield, 3/15 vs. ARK

OPP: 7.0, Trey Killian, 3/15 vs. ARK

#### MOST INNINGS PITCHED, RELIEVER

VU: \*5.0, Ryan Johnson, 3/11 vs. QUI

OPP: \*4.1, Zach Jackson, 3/14 vs. ARK G1

#### MOST WALKS

VU: \*5, Tyler Ferguson, 3/11 vs. QUI

OPP: \*5, Zach Jackson, 3/14 vs. ARK G1

#### MOST STRIKEOUTS

VU: 11, Carson Fulmer, 2/27 vs. ILS

OPP: 9, James Kaprielian, 3/6 at UCLA

#### MOST HBP

VU: 2, Jordan Sheffield, 3/15 vs. ARK

OPP: 3, Dominic Taccolini, 3/14 vs. ARK G2

#### FEWEST HITS, CG

VU:

OPP:

#### FEWEST WALKS, CG

VU:

OPP:

\* occurred multiple times, last listed

# MISCELLANEOUS STATS

## Commodores

## TEAM

## Opponents

15, 3/14 vs. ARK G2	Most Runners LOB	13, 2/14 vs. SCU G2
2, five times, last 3/15 vs. ARK	Double Plays Turned	3, 2/20 vs. ISU
3, five times, last 3/24 at MTSU	Most Errors Committed	4, twice, last 3/11 vs. QUI
15, 2/27 vs. ILS	Largest Margin of Victory	7, 2/21 vs. ISU
16, three times, last 3/1 vs. ILS	Most Runs, Game	10, 3/1 vs. ILS
10 (6th), 2/27 vs. ILS	Most Runs, Inning	7 (6th), 2/21 vs. ISU
3, 3/24 at MTSU	Most Home Runs, Game	2, three times, last 3/24 at MTSU
2 (8th), 3/24 at MTSU	Most Home Runs, Inning	2 (2nd), twice, last 3/24 at MTSU
19, 3/1 vs. ILS	Most Hits, Game	12, 3/14 vs. ARK G1
9 (6th), 2/27 vs. ILS	Most Hits, Inning	6 (7th), 2/21 vs. ISU
3, 3/15 vs. ARK	Fewest Hits, Game	1, 3/11 vs. QUI
6, 2/27 vs. ILS	Most Stolen Bases, Game	2, twice, last 3/10 vs. QUI
9, three times, last 3/14 vs. ARK G1	Most Walks Drawn, Game	12, three times, last 3/3 vs. UE
1, 2/21 vs. ISU	Fewest Walks Drawn, Game	2, five times, last 3/17 vs. TTU
15, 3/14 vs. ARK G1	Most Strikeouts (Hitters), Game	16, twice, last 3/11 vs. QUI
3, 3/24 at MTSU	Fewest Strikeouts (Hitters), Game	4, 3/17 vs. TTU
Longest Game, Innings	12, twice, last 3/14 vs. ARK G1	
Longest Game, Time (9 inn.): 4:08, 3/1 vs. ILS	Seven-Inning Game:	Extra-inning Game: 4:54, 3/14 vs. ARK G1
Shortest Game, Time (9 inn.): 2:32, 3/15 vs. ARK	Seven-Inning Game:	Extra-inning Game: 4:03, twice, 3/21 at AUB
Largest Home Crowd	3,150 - 3/15 vs. ARK	
Largest Road Crowd	2,869 - 3/20 at AUB	
Longest Winning Streak	8, 2/22-3/6	
Longest Losing Streak	2, 3/7-8	
Consecutive Errorless Games		

## Runs by Inning

Road			Home			Neutral		
VU	INN.	OPP	VU	INN.	OPP	VU	INN.	OPP
4	1	3	14	1	6	2	1	0
4	2	2	5	2	13	1	2	1
3	3	3	24	3	3	0	3	1
3	4	6	3	4	14	0	4	1
6	5	3	21	5	1	3	5	1
6	6	7	30	6	2	4	6	9
6	7	1	15	7	4	0	7	0
10	8	1	6	8	1	1	8	0
0	9	4	6	9	9	0	9	1
1	X	0	3	X	0	1	X	0
44	TOTAL	30	130	TOTAL	53	12	TOTAL	14

## Comeback Wins

Date/Opp.	Score	Final
2/14 SCU G2	5-2 (4)	7-6 (10)
2/20 ISU	2-0 (4)	3-2
2/25 WKU	6-1 (4)	10-6
3/1 ILS	10-0 (4)	16-10
3/3 UE	8-7 (M9)	9-8 (12)
3/14 ARK G1	7-3 (M9)	8-7 (12)
3/21 @AU G1	2-0 (2)	10-5
3/24 @MTSU	6-2 (5)	12-7

## Blown Leads

Date/Opp.	Score	Final
2/14 SCU G1	6-5 (8)	7-6
2/21 ISU	1-0 (4)	8-1

## Commodores Record when they score:

Runs	0	1	2	3	4	5	6	7	8	9	10+
W-L	0-0	1-1	0-1	2-0	1-1	0-1	3-1	1-0	2-0	4-0	6-0

## Commodores Record when opponent scores:

Runs	0	1	2	3	4	5	6	7	8	9	10+
W-L	5-0	3-0	3-0	1-0	0-1	2-0	2-2	2-1	1-1	0-0	1-0

## Record by Months

	Home	Road	Total
February	6-1	0-0	8-2
March	8-0	4-2	12-3
April	0-0	0-0	0-0
May	0-0	0-0	0-0

## Record by Days

Mon.	Tues.	Wed.	Thurs.	Fri.	Sat.	Sun.
0-0	5-0	2-0	0-0	4-1	6-3	3-1



# LAST TIME IT HAPPENED...

## A Vanderbilt Team...

Won 10 or more consecutive games.....	4/20-5/16/13 (14)
Lost five or more consecutive games.....	3/16-23/12 (5)
Scored 20 or more runs in a game .....	.21 vs. Niagara, 2/21/10
Scored 10+ Runs in an Inning.....	10 vs. Illinois State, 2/27
Did Not Strikeout.....	vs. Tennessee-Martin, 2/23/05
Hit consecutive home runs.....	Karl Ellison, Jeren Kendall at Middle Tennessee St., 3/25
Had a triple steal.....	Xavier Turner (home), Jack Lupo (3rd), Tony Kemp (2nd) vs. Lipscomb, 3/26/13
Shut out consecutive opponents.....	vs. Evansville (13-0), 2/27/13
.....	vs. Illinois-Chicago (9-0), 3/1/13
Shut out the opponent.....	vs. Arkansas (1-0), 3/15
Was shut out by the opponent at home .....	vs. Georgia Tech (5-0), 6/2/13
Was shut out by the opponent on the road .....	at Florida (1-0), 5/8/14
Was shut out in two consecutive games.....	vs. Kentucky (14-0) (4-0), 4/23/76
Swept a conference doubleheader.....	at Auburn, 3/21
Was swept in a conference doubleheader.....	vs. Tennessee, 4/25/10
Swept a conference series at home.....	vs. Arkansas, 3/13-15
Was swept in a conference series at home .....	vs. Tennessee, 5/14-16/09
Swept a conference series (Three-games) on the road .....	at Missouri, 5/2-4/14
Was swept in a conference series on the road .....	at Florida, 3/16-18/12
Lost a conference series at home.....	vs. South Carolina, 5/15-17/14
Lost a conference series on the road.....	at Arkansas, 4/18-20/14

## A Vanderbilt Player...

Hit two home runs in a game .....	Connor Harrell at Kentucky G2, 5/11/13
Hit three home runs in a game.....	Aaron Westlake vs. Oregon State, 6/11/11
Hit a grand slam .....	Zander Wiel vs. Illinois State, 3/1
Walk-Off Home Run .....	Rhett Wiseman vs. Illinois-Chicago, 3/3/13
Hit for the cycle.....	Clinton Johnston vs. Kentucky, 4/28/96
Had seven or more RBI in a game.....	Dominic de la Osa (7) vs. Georgia, 4/16/06
.....	Karl Nonemaker (7) vs. Kentucky, 5/12/02
Had five or more hits in a game .....	Tony Kemp (5) at Belmont, 2/19/13
Two hits in an Inning .....	Bryan Reynolds (2B,1B), Rhett Wiseman (1B,1B), Dansby Swanson (1B,2B) vs. Illinois State, 2/27
Had 10 or more total bases in a game .....	Zander Wiel (10) at Georgia (G2), 4/20/13
Stole three or more bases in a game .....	Jack Lupo (4) vs. Monmouth, 2/23/13
Stole Home.....	Nolan Rogers vs. Illinois State, 3/1
Had a 10-game hit streak .....	Bryan Reynolds (10), 3/10-24
Had a 15-game hit streak .....	Xavier Turner (27), 3/4-4/22/14
Had a 20-game hit streak .....	Xavier Turner (27), 3/4-4/22/14
Had a 25-game hit streak .....	Xavier Turner (27), 3/4-4/22/14
Had 10 or more strikeouts in a game .....	Carson Fulmer (11) vs. Illinois State, 2/27
Had 15 or more strikeouts in a game .....	Kevin Ziomek (15) vs. Illinois-Chicago, 3/1/13
Pitched a complete game .....	Walker Buehler vs. Oregon, 6/1/14
Pitched a nine-inning, complete game shutout .....	Carson Fulmer at Florida, 5/9/14
Pitched a seven-inning, complete game shutout .....	Nick Christiani vs. Belmont, 5/5/09
Pitched a combined shutout .....	Jordan Sheffield (7.0), Philip Pfeifer (2.0) vs. Arkansas, 3/15
Pitched a no-hitter .....	Jensen Lewis, Nick Pilkington, John Scott, Matt Buschmann at Western Ky., 5/6/03
Pitched a perfect game.....	Jensen Lewis, Nick Pilkington, John Scott, Matt Buschmann at Western Ky., 5/6/03



**VANDERBILT**  
BASEBALL

# 2015 ROSTER

No.	Name	Pos.	B/T	HT	WT	CL/EXP.	Hometown (High School/Previous School)
1	Ro Coleman	IF	S/R	5-5	150	So./1L	Chicago, Ill. (Simeon HS)
2	Tyler Campbell	IF	R/R	5-11	170	Jr./2L	Portland, Ore. (Oswego HS)
3	Jeren Kendall	OF	L/R	5-11	180	Fr./HS	Holmen, Wisc. (Holmen HS)
5	Jason Delay	C	R/R	6-0	200	So./1L	Johns Creek, Ga. (Northview HS)
6	Drake Parker	OF	L/L	5-6	165	Fr./RS	Union City, Tenn. (Union City HS)
7	Dansby Swanson	IF	R/R	6-1	190	Jr./2L	Marietta, Ga. (Marietta HS)
8	Rhett Wiseman	OF	L/R	6-1	205	Jr./2L	Mansfield, Mass. (Buckingham Browne & Nichols HS)
10	Will Toffey	IF	L/R	6-2	195	Fr./HS	Barnstable, Mass. (Salisbury School)
11	Liam Sabino	IF	R/R	6-1	185	Fr./HS	East Stroudsburg, Pa. (Blair Academy)
13	Walker Buehler	RHP	R/R	6-2	175	Jr./2L	Lexington, Ky. (Henry Clay HS)
15	Carson Fulmer	RHP	R/R	6-0	195	Jr./2L	Lakeland, Fla. (All Saints' Academy)
16	Penn Murfee	IF	R/R	6-2	190	Fr./RS	Nashville, Tenn. (Montgomery Bell Academy)
18	Nolan Rogers	IF	L/R	5-9	190	So./1L	Bloomington, Ind. (Bloomington HS)
19	Joey Mundy	IF	L/R	6-3	215	Fr./HS	Huntington, W. Va. (Huntington HS)
20	Bryan Reynolds	OF	S/R	6-2	210	So./1L	Brentwood, Tenn. (Brentwood HS)
21	John Kilichowski	LHP	L/L	6-5	210	So./1L	Tampa, Fla. (Jesuit HS)
22	Philip Pfeifer	LHP	L/L	6-0	195	R-Jr./2L	Knoxville, Tenn. (Farragut HS)
23	Joey Abraham	RHP	R/R	6-0	200	Fr./HS	Little Rock, Ark. (Central HS)
24	Jordan Sheffield	RHP	R/R	6-0	185	Fr./RS	Tulahoma, Tenn. (Tulahoma HS)
25	Karl Ellison	C	R/R	6-0	200	So./1L	Naples, Fla. (Barron Collier HS)
28	Matt Ruppenthal	RHP	R/R	6-4	230	Fr./HS	Bloomfield Hills, Mich. (Brother Rice HS)
31	Ryan Johnson	LHP	R/L	6-1	170	Fr./RS	Cedar Park, Texas (Cedar Park HS)
32	Hayden Stone	RHP	R/R	6-0	185	So./1L	Columbia, Tenn. (Columbia HS)
33	Tristan Chari	C	S/R	6-2	200	Fr./HS	Nashville, Tenn. (Montgomery Bell Academy)
34	Brendan Spagnuolo	RHP	R/R	6-2	190	Fr./HS	Massapequa, N.Y. (Chaminade HS)
35	Ben Bowden	LHP	L/L	6-4	225	So./1L	Lynn, Mass. (Lynn English HS)
36	Aubrey McCarty	IF/P	S/S	6-3	215	Fr./RS	Doerun, Ga. (Colquitt County HS)
39	Kyle Smith	OF/IF	R/R	6-4	220	Jr./2L	Old Hickory, Tenn. (Mt. Juliet HS)
40	Collin Snider	RHP	R/R	6-4	190	Fr./HS	Murfreesboro, Tenn. (Riverdale HS)
43	Zander Wiel	IF	R/R	6-3	225	R-Jr./2L	Murfreesboro, Tenn. (Blackman HS)
44	Kyle Wright	RHP/IF	R/R	6-4	200	Fr./HS	Huntsville, Ala. (Buckhorn HS)
45	Tyler Ferguson	RHP	R/R	6-4	225	Jr./2L	Fresno, Calif. (Clovis West HS)
55	Tyler Green	IF	R/R	6-6	230	Fr./RS	Williamsville, N.Y. (Williamsville North HS)

**Head Coach:** 4 Tim Corbin (Ohio Wesleyan, 1984) - 13th Season at Vanderbilt

**Assistant Coaches:** 26 Scott Brown (SUNY-Cortland, 1999); 50 Travis Jewett (Washington State, 1993)

**Volunteer Coach:** 12 David Macias (Vanderbilt, 2008)

**Director of Sport Performance:** Chris Ham (Illinois, 2005)

**Athletic Trainer:** Tracy Campbell (James Madison, 2008)

**Director of Baseball Operations:** Drew Fann (Vanderbilt, 2011)

**Equipment Manager:** Garrett Walker (Trevecca Nazarene, 2009)

**Student Managers:** Michael Portu, Josh Ruchotzke & Ben Sampson

**Video Operations:** Sam Wild

## Pronunciation Chart

Ben Bowden	..... <u>BO</u> -den
Tristan Chari	..... <u>CHAR</u> -ee
Jeren Kendall	..... <u>JAIR</u> -en
John Kilichowski	..... .kill-a- <u>CHOW</u> -ski
Joey Mundy	..... -mun- <u>DEE</u>
Matt Ruppenthal	..... <u>RUPE</u> -en-thal
Liam Sabino	..... .sa- <u>BEE</u> -no
Brendan Spagnuolo	..... <u>SPAG</u> -new-o-lo
Zander Wiel	..... .wheel

## Alphabetical Roster

Joey Abraham 23	Carson Fulmer 15	Philip Pfeifer 22	Hayden Stone 32
Ben Bowden 35	Tyler Green 55	Bryan Reynolds 20	Dansby Swanson 7
Walker Buehler 13	Ryan Johnson 31	Nolan Rogers 18	Will Toffey 10
Tyler Campbell 2	Jeren Kendall 3	Matt Ruppenthal 28	Zander Wiel 43
Tristan Chari 33	John Kilichowski 21	Liam Sabino 11	Rhett Wiseman 8
Ro Coleman 1	Aubrey McCarty 36	Jordan Sheffield 24	Kyle Wright 44
Jason Delay 5	Joey Mundy 19	Kyle Smith 39	
Karl Ellison 25	Penn Murfee 16	Collin Snider 40	
Tyler Ferguson 45	Drake Parker 6	Brendan Spagnuolo 34	

# 2015 SCHEDULE

DATE	OPPONENT	W-L	WP	LP	SV	TIME	ATT.
<b>FEBRUARY</b>							
13	Santa Clara <sup>^</sup>	W 4-0	Fulmer (1-0)	Steffens (0-1)	Pfeifer (1)	2:44	2958
14	Santa Clara <sup>^</sup>	L 7-6	Karalus (1-1)	Stone (0-1)		3:45	
DH	Santa Clara <sup>^</sup>	W 6-5 (10)	Sheffield (1-0)	Karalus (1-1)		4:08	2754
20	Indiana State	W 3-2	Bowden (1-0)	Keaffaber (0-1)		3:04	
21	Indiana State	L 8-1	Degano (2-0)	Stone (0-2)		3:06	
22	Indiana State	W 6-0	Wright (1-0)	Kuhlman (0-2)		2:50	
24	UT Martin <sup>^</sup>	W 16-3	Stone (1-2)	Shaw (0-1)		2:59	2365
25	Western Kentucky <sup>^</sup>	W 10-6	Pfeifer (1-0)	Pearson (0-2)		3:11	2405
27	Illinois State <sup>^</sup>	W 16-1	Fulmer (2-0)	Headean (1-1)		3:30	2409
28	Illinois State	W 3-2	Kilichowski (1-0)	Hendren (1-1)	Pfeifer (2)	2:53	2502
<b>MARCH</b>							
1	Illinois State <sup>^</sup>	W 16-10	Bowden (2-0)	Heilenbach (0-1)		4:08	2758
3	Evansville <sup>^</sup>	W 9-8 (12)	Sheffield (2-0)	Gould (0-1)		4:03	2375
6	at UCLA	W 6-0	Fulmer (3-0)	Kaprielian (3-1)		3:15	2204
7	at USC	L 6-5	Huberman (3-1)	Bowden (2-1)		3:01	1401
8	TCU	L 4-2	Morrison (3-0)	Pfeifer (1-1)	Ferrell (5)	2:48	
10	Quinnipiac <sup>^</sup>	W 9-2	Sheffield (3-0)	Luciani (0-1)		2:54	2444
11	Quinnipiac <sup>^</sup>	W 8-0	Johnson (1-0)	Thomas (1-2)		3:05	2450
14	Arkansas <sup>*^</sup>	W 8-7 (12)	Bowden (3-1)	Stone (0-2)		4:54	
DH	Arkansas <sup>*^</sup>	W 9-1	Buehler (1-0)	Taccolini (3-2)	Kilichowski (1)	3:15	3040
15	Arkansas <sup>*^</sup>	W 1-0	Pfeifer (2-1)	Alberius (1-2)		2:32	3150
17	Tennessee Tech <sup>^</sup>	W 9-1	Johnson (2-0)	Gardner (0-1)		2:45	2813
20	at Auburn <sup>*^</sup>	L 6-4	Thompson (4-2)	Fulmer (3-1)	Lipscomb (1)	3:14	2869
21	at Auburn <sup>*^</sup>	W 10-5	Buehler (2-0)	Wingenter (1-2)	Pfeifer (3)	3:30	2766
DH	at Auburn <sup>*\$</sup>	W 7-6 (10)	Bowden (4-1)	Yarbrough (0-1)		4:03	2840
24	at MTSU	W 12-7	Wright (2-0)	Alton (3-1)		3:27	2620
27	Tennessee <sup>*^</sup>		Hawkins Field		6:30 p.m.	SEC Network+	
28	Tennessee <sup>*#</sup>		Hawkins Field		4 p.m.	SEC Network	
29	Tennessee <sup>*#</sup>		Hawkins Field		2:30 p.m.	SEC Network	
31	Wofford <sup>^</sup>		Hawkins Field		6:30 p.m.	SEC Network+	
<b>APRIL</b>							
1	Wofford <sup>^</sup>		Hawkins Field		6:30 p.m.	SEC Network+	
3	at Georgia <sup>*^</sup>		Athens, Ga.		6 p.m.	SEC Network+	
4	at Georgia <sup>*^</sup>		Athens, Ga.		1 p.m.	SEC Network+	
5	at Georgia <sup>*#</sup>		Athens, Ga.		11 a.m.	SEC Network	
7	Lipscomb <sup>^</sup>		Hawkins Field		6:30 p.m.	SEC Network+	
9	Ole Miss <sup>*\$</sup>		Hawkins Field		6:30 p.m.	ESPNU	
10	Ole Miss <sup>*^</sup>		Hawkins Field		6:30 p.m.	SEC Network+	
11	Ole Miss <sup>*#</sup>		Hawkins Field		2 p.m.	SEC Network	
14	Belmont <sup>^</sup>		Hawkins Field		6:30 p.m.	SEC Network+	
16	at South Carolina <sup>*\$</sup>		Columbia, S.C.		6:30 p.m.	ESPNU	
17	at South Carolina <sup>*#</sup>		Columbia, S.C.		6:30 p.m.	SEC Network	
18	at South Carolina <sup>*+</sup>		Columbia, S.C.		12 p.m.	ESPN2	
21	MTSU <sup>^</sup>		Hawkins Field		6:30 p.m.	SEC Network+	
24	Missouri <sup>*^</sup>		Hawkins Field		6:30 p.m.	SEC Network+	
25	Missouri <sup>*^</sup>		Hawkins Field		2 p.m.	SEC Network+	
26	Missouri <sup>*^</sup>		Hawkins Field		1 p.m.	SEC Network+	
28	at Belmont		Rose Park		5 p.m.		
<b>MAY</b>							
1	at Kentucky <sup>*^</sup>		Lexington, Ky.		5:30 p.m.	SEC Network+	
2	at Kentucky <sup>*^</sup>		Lexington, Ky.		1 p.m.	SEC Network+	
3	at Kentucky <sup>*^</sup>		Lexington, Ky.		12 p.m.	SEC Network+	
7	Florida <sup>*\$</sup>		Hawkins Field		6:30 p.m.	ESPNU	
8	Florida <sup>*^</sup>		Hawkins Field		6:30 p.m.	SEC Network+	
9	Florida <sup>*#</sup>		Hawkins Field		12 p.m.	SEC Network	
12	at Louisville		Louisville, Ky.		5 p.m.		
14	at Alabama <sup>*^</sup>		Hoover, Ala.		7 p.m.	SEC Network+	
15	at Alabama <sup>*^</sup>		Hoover, Ala.		7 p.m.	SEC Network+	
16	at Alabama <sup>*#</sup>		Hoover, Ala.		3:30 p.m.	SEC Network	

All times Central and subject to change \* Southeastern Conference Game ^ Televised on SEC Network+ # Televised on SEC Network \$ Televised on ESPNU + Televised on ESPN2

# THE SOUTHEASTERN CONFERENCE

## SEC Standings - 3 / 26

	Overall		— SEC —				
East							
Team	W-L	W-L	GB	Home	Away	Neutral	Streak
Missouri	19-7	5-1	-	6-6	4-1	9-0	W1
Vanderbilt	20-5	5-1	-	14-1	4-2	2-2	W3
South Carolina	18-7	4-2	1.0	16-3	1-4	1-0	L1
Florida	21-5	3-3	2.0	17-2	3-3	1-0	W2
Georgia	16-10	3-3	2.0	13-6	3-4	0-0	W1
Kentucky	16-9	2-4	3.0	8-2	2-6	6-0	W1
Tennessee	10-11	1-5	4.0	5-5	3-6	2-0	W1

## West

Team	W-L	W-L	GB	Home	Away	Neutral	Streak
Texas A&M	25-1	5-1	-	19-0	3-1	3-0	W1
LSU	22-3	4-2	1.0	15-2	4-1	3-0	W3
Alabama	13-10	3-3	2.0	8-4	3-4	2-2	W2
Ole Miss	13-12	3-3	2.0	10-6	3-6	0-0	L3
Miss. State	18-9	2-4	3.0	17-6	1-3	0-0	L1
Arkansas	12-12	1-5	4.0	10-6	1-3	1-3	W1
Auburn	15-10	1-5	4.0	13-5	1-5	1-0	L3

### Vanderbilt Offense in the SEC

#### Batting Average

Team: .315, 2nd

Ind: .381, Rhett Wiseman, 12th

#### On-Base Percentage

Team: .413, 3rd

Ind: .480, Swanson, 7th - .476, Wiseman, 9th

#### Runs

Team: 186, T-3rd

Ind: 33, Swanson, 1st - 26, Wiseman, 5th - 23, Reynolds, T-10th

#### Hits

Team: 279, 2nd

Ind: 40, Wiseman, T-2nd - 36, Swanson, T-8th - 34, Reynolds, T-13th

#### RBI

Team: 167, 3rd

Ind: 29, Wiel, 2nd - 24, Swanson, T-6th

#### Doubles

Team: 51, 3rd

Ind: 9, Rhett Wiseman, T-3rd

#### Triples

Team: 12, 2nd

Ind: 3, Kendall, Wiseman, T-5th - 2, Swanson, T-8th

#### Home Runs

Team: 17, 7th

Ind: 4, Wiel, Wiseman, Swanson, T-10th

#### Walks

Team: 131, 3rd

Ind: 21, Swanson, 3rd - 16, Wiel, T-14th

#### Strikeouts

Team: 199, 1st

Ind: 24, Kendall, T-5th - 22, Wiseman, T-8th - 21, Toffey, T-12th

#### Stolen Bases

Team: 49, 1st

Ind: 10, Dansby Swanson, T-5th

#### Caught Stealing

Team: 16, T-1st

Ind: 3, Tyler Campbell, T-7th

### Vanderbilt Pitching in the SEC

#### ERA

Team: 2.95, 7th

Ind: 1.71, Pfeifer, 6th - 1.85, Fulmer, 9th - 2.27, Sheffield, 15th

#### Opposing Batting Average

Team: .204, 1st

Ind: .136, Sheffield, 2nd - .167, Pfeifer, 3rd - .192, Fulmer, 10th

#### Innings Pitched

Team: 231.2, 4th

Ind:

#### Strikeouts

Team: 252, 1st

Ind: 48, Carson Fulmer, 1st

#### Wins

Team: 20, 4th

Ind: 4, Ben Bowden, T-6th

#### Losses

Team: 5, T-11th

Ind: 2, Hayden Stone, T-5th

#### Saves

Team: 4, 13th

Ind: 3, Philip Pfeifer, T-10th

#### Hits

Team: 168, 2nd

Ind: 14, Sheffield, 1st - 15, Pfeifer, 2nd - 23, Fulmer, T-11th

#### Runs

Team: 97, 7th

Ind: 7, Pfeifer, T-2nd - 8, Sheffield, T-6th

#### Earned Runs

Team: 76, 7th

Ind: 5, Pfeifer, T-2nd - 7, Fulmer, T-7th - 8, Sheffield, T-10th

#### Walks

Team: 131, 14th

Ind: 8, Ryan Johnson, T-13th

#### Home Runs

Team: 11, T-7th

Ind: 0, Philip Pfeifer, T-1st