



VANDERBILT
BASEBALL

VANDERBILT COMMODORES GAME NOTES

Vanderbilt Athletic Communications ★ 2601 Jess Neely Dr. Nashville, TN 37212
Baseball Contact: Kyle Parkinson ★ Phone: 615.343.0020 ★ Email: kyle.parkinson@vanderbilt.edu
vucommodores.com ★ twitter: @vandybaseball

COMMODORES AT-A-GLANCE

Game #22 Road #3

Streak.....	W6
Home.....	14-1
Road.....	1-1
Neutral.....	2-2
Day.....	12-4
Night.....	5-0
vs. RH starters.....	10-2
vs. LH starters.....	7-2
Extra-Innings.....	3-0
Doubleheaders.....	3-1
Shutouts.....	5-0
One-Run Games.....	6-2
Three+ Run Games.....	11-1
Series W-L-T.....	4-0-0
Series Sweeps.....	2-0
On Artificial Turf.....	14-1
On Natural Grass.....	3-3
Scoring First.....	13-3
Opp. Scores First.....	4-1
Scoring 3+ runs.....	16-2
Opp. Scores 3+ runs.....	6-4
Hitting at least 1 HR.....	9-0
Hitting no HR.....	8-4
Making at least 1 error.....	11-3
Making no errors.....	6-1
Leading after 6 inn.....	11-0
Trailing after 6 inn.....	2-4
Tied after 6 inn.....	4-0
Leading after 7 inn.....	13-0
Trailing after 7 inn.....	1-4
Tied after 7 inn.....	3-0
Leading after 8 inn.....	13-1
Trailing after 8 inn.....	1-2
Tied after 8 inn.....	3-1
vs. Top 5 Teams.....	1-0
vs. Top 10 Teams.....	0-1
vs. Top 25 Teams.....	0-0
In the State of Tenn.....	14-1
vs. Out-of-State Opp.....	15-4
On Weekdays.....	6-0
On Weekends.....	11-4

COMMODORES BROADCAST

Eric Jones calls the action on
WNSR 560 AM / 95.9 FM
beginning 15-minutes prior to
first pitch.

Auburn Tigers (14-7, 0-3) at #4 Vanderbilt Commodores (17-4, 3-0)

Friday, March 20 ★ 6 p.m. [SEC Network+]

Saturday, March 21 ★ 7 p.m. [ESPNU]

Sunday, March 22 ★ 1 p.m. [SEC Network+]

Tuesday, March 17 ★ at MTSU ★ 6 p.m.

VANDERBILT RE-VU

Vanderbilt rolled over Tennessee Tech with a 9-1 win on Tuesday. Bryan Reynolds singled three times and drove in two runs in the win. The Commodores finished off the team's second series sweep with their fifth shutout and fifth walk-off win with a 1-0 win over Arkansas Sunday. Dansby Swanson played the hero with a bases loaded single in the bottom of the ninth. Vanderbilt swept a doubleheader from Arkansas to open SEC play on Saturday. The Dorees rallied for four runs in the bottom of the ninth to force extra innings in the first game, eventually winning on a Rhett Wiseman walk-off triple. Walker Buehler dominated the nightcap with six strong innings in VU's 9-1 win.

ON THE BUMP

Friday, March 20

RHP Carson Fulmer (3-0, 1.91) vs. RHP Keegan Thompson (3-2, 4.11)

Saturday, March 21

RHP Walker Buehler (1-0, 1.50) vs. RHP Trey Wingenter (1-1, 3.24)

Sunday, March 22

RHP Jordan Sheffield (3-0, 1.75) vs. RHP Rocky McCord (1-1, 2.67)

GONE WITH THE RHETT

Rhett Wiseman was named SEC Player of the Week and TSWA Player of the week after the junior posted a monster week. Wiseman hit .526 (10-for-17) with seven runs scored and eight RBI while slugging 1.105 and posting a .654 on-base percentage. The Mansfield, Mass. native belted a pair of home runs as part of his six extra-base hits during the Commodores' perfect 5-0 week. Wiseman saw his 13-game hitting streak snapped on Sunday along with his streak of five straight games with at least two hits. During his 13-game hitting streak, Wiseman recorded nine multi-hit games - including two four-hit games - to help him go 30-for-54 (.556).

TOP SHEFF

Redshirt freshman Jordan Sheffield's first two career starts were memorable ones last week and good enough to earn him TSWA Pitcher of the Week honors. The right-hander turned in 13 scoreless innings in his first two collegiate starts, scattering five hits and striking out seven as the Dorees won both games. He notched his third win of the season on Tuesday in a 9-2 win over Quinnipiac in his first-ever start allowing only two Bobcats to advance past first base. On Sunday, Sheffield tossed a career-best and team-high seven innings in a no decision against Arkansas. With the Razorbacks' Trey Killian throwing a perfect game, the freshman matched him zero for zero on the scoreboard until the Commodores walked off with the 1-0 win in the bottom of the ninth inning.

BACK ON THE PLAINS

Vanderbilt returns to Auburn for the first time since 2013 when the Commodores swept the Tigers for the second straight time on The Plains. The Dorees have won 10 of the last 12 meetings with Auburn dating back to 2010, winning all four series. The Commodores are 56-92-1 against Auburn all time dating back to 1912.

CARDIAC COMMODORES... AGAIN

Through 20 games this season the Dorees have had a flair for the dramatic, posting five walk-off wins of the team's 16 victories. Twice against Arkansas over the weekend Vanderbilt rallied in the ninth to come back to beat the Razorbacks and add to the squad's walk-off win total. VU rallied for four runs in the ninth of Saturday's first game of a doubleheader to set up Rhett Wiseman's walk-off triple in the 12th inning. Dansby Swanson got in on the walk-off fun on Sunday afternoon with a bases loaded walk-off single up the middle to beat the Hogs 1-0. The Dorees had just two walk-off wins all of last season, both coming in the postseason.

TAKE YOUR TIME

So far this season the Commodores have took their time, averaging 3 hours, 16 minutes per game through the team's first 21 contests. The Dorees already have four, four-plus hour games under their belt, including Saturday's marathon 4 hour, 54 minute game against Arkansas that started a doubleheader that featured a total of 8 hours, 9 minutes of game time.

COMMODORE NOTES


2011 - 54 wins

**2012
35 wins**

2013 - 54 wins


2014 - 51 wins

Since 2011, the Vanderbilt has three 50-win seasons with the rest of the SEC combining for four 50-win seasons.



Since Tim Corbin's arrival at Vanderbilt in 2003, no SEC school has sent more players into professional baseball with 77 Commodores being drafted by MLB teams.

Entering the 2015 season, the Commodores have more wins than any team in the SEC since 2011 with 194 victories.



CONSISTENT COMMODORES

The Commodores enter the weekend with an impressive streak on the line. Vanderbilt has not lost three straight games since early in the 2012 season when the team dropped five straight (March 16-23). Since that five-game losing streak the Dorees have played 200 games without losing three straight going 150-50 (.750). Among major league baseball's greatest teams only the 1902 National League champion Pittsburgh Pirates can match the Dorees streak. The Pirates had no three-game losing streaks during their 103-36 campaign. The 1906 Chicago Cubs' and 2001 Seattle Mariners' teams that won 116 games apiece had one losing streak of at least three games something the 1998 (four losing streaks of at least three games) and 1927 (three) world champion Yankees could not accomplish.

VANDY ROSTER FEATURES FIVE PRESEASON ALL-AMERICANS

Five Commodores earned preseason All-American accolades led by juniors Walker Buehler, Carson Fulmer and Dansby Swanson. The trio have been selected as first team All-Americans by every media outlet that produces an All-American preseason team. Swanson was tabbed a second and third team All-American last season before capturing the Most Outstanding Player award at the College World Series. Sophomores Bryan Reynolds and Hayden Stone also picked up multiple preseason All-American nods after the duo earned Freshman All-American status last season.

BUEHLER, FULMER, SWANSON ON GOLDEN SPIKES LIST

Juniors Walker Buehler, Carson Fulmer and Dansby Swanson are all on the Golden Spikes Award watch list making Vanderbilt the only school in the nation with three players on the 50-player list. The trio leads a pack of a national-best 12 players from the Southeastern Conference. David Price is the only Commodore to ever win the award, picking up the national honor along with many others for his spectacular 2007 season that saw him strikeout a school record 194 batters.

KEY PIECES, EXPERIENCE BACK FOR DORES

An experienced roster takes the field for the Commodores this season with 17 returning lettermen on the 33-man roster. Vanderbilt returns a majority of the core of the national championship team from a year ago led by All-Americans Walker Buehler, Carson Fulmer, Bryan Reynolds, Hayden Stone and Dansby Swanson. Reynolds and Swanson led the team in hitting in 2014 with the 2015 roster bringing back 65% (426/655) of the team's hits from last season. The Dorees were one of the leading teams in the country in doubles and return 105 of the team's 145 from last year (72.4%) along with 69 of the team's 120 stolen bases (80%) in 2014. On the mound, the trio of Buehler, Fulmer and Stone lead the way for a pitching staff that returns 60.2% (383/636) of the team's strikeouts, 60.7% (31/51) of the team's wins and 341.2 innings.

THE HOCKEY GUYS

Vanderbilt's roster is littered with multi-sport athletes but three freshmen on the team were standout hockey players prior to coming to West End. Tyler Green, Jeren Kendall and Will Toffey all had opportunities to play hockey past high school but chose the Black & Gold instead, including Toffey who turned down 2014 national champ Yale to attend VU.

VIVA LA DOMINICANA

The Commodores traveled to the Dominican Republic during Thanksgiving break last fall for a week of cultural immersion and baseball. The team played seven games against professional teams and spent time in a sugar cane village giving a clinic for the local children as well as doing community service. Vandy went 5-2 on the trip playing games against MLB Dominican Academy teams and two Dominican Winter League teams.

National Award Watch Lists

Player (Pos.)	Award
Walker Buehler (P)	Golden Spikes
Carson Fulmer (P)	Golden Spikes
Dansby Swanson (IF)	Golden Spikes
Hayden Stone (P)	NCWBA Stopper of the Year

Commodore Weekly Winners

Player (Pos.)	Honor	Date
Kyle Wright	TSWA Pitcher of the Week	2/24
Carson Fulmer	National Pitcher of the Week	3/2
Zander Wiel	co-SEC Player of the Week	3/2
Zander Wiel	TSWA Player of the Week	3/2
Rhett Wiseman	SEC Player of the Week	3/16
Rhett Wiseman	TSWA Player of the Week	3/17
Jordan Sheffield	TSWA Pitcher of the Week	3/17

COMMODORE NOTES

COMMODORES PICKED TO WIN SEC

The coaches of the Southeastern Conference picked the Commodores to win the league in 2015 with 11 of the league's coaches picking Vanderbilt. Florida (2) and LSU (1) each received votes to claim the SEC title. The predicted order of finish in the SEC East: Vanderbilt, Florida, South Carolina, Tennessee, Georgia, Kentucky and Missouri. In the West division, LSU was picked to be the top team followed by Alabama, Texas A&M, Arkansas, Mississippi State, Ole Miss and Auburn.

CHAMPIONS' TOUR

Vanderbilt's national championship team was honored at multiple places in Nashville during the offseason. The team was recognized at a Tennessee Titans' game with Coach Corbin serving as the honorary 12th Titan. Vandy was also recognized at the Nashville Sounds, Nashville Predators and by the metro city council with a city resolution. CWS Most Outstanding Player Dansby Swanson was honored in his hometown of Marietta, Ga. with his own day and a key to the city.

SEC NETWORK BRINGS NEW ERA

The SEC Network brings a new era to college baseball with over 450 games on the family of ESPN networks. For the Commodores, 35 games will air on SEC Network+ including 26 Vanderbilt home games. The Dorees will also be featured on ESPNU, ESPN2 and the SEC Network's linear channel a total of 12 times during the regular season. Kevin Ingram and former Commodore Andrew Harris are slated to call the action along with Max Herz for Vanderbilt's SEC Network+ games this year.

DORES ON THE AIR MORE THAN EVER IN 2015

Vanderbilt's flagship station WNSR 560 AM/95.9 FM is set to broadcast 51 games in 2015, the most ever. Only five games of the team's regular season slate will not air on the radio with all five games coming in the first two weeks of the season (Feb. 15, 18, 21, 22 and 28). Once again Eric Jones will call the team's games until The Voice of the Commodores Joe Fisher concludes the Commodores' men's basketball season. Audio of all 56 games on the Dorees' schedule will be available on the team's Vanderbilt Game Day app and vucommoedores.com for free.

Commodores In The Pros

<i>Player (Years at VU)</i>	<i>Team</i>
Pedro Alvarez (06-08)	Pittsburgh
Mike Baxter (04-05)	Chicago (NL)
Tyler Beede (12-14)	San Francisco
Matt Buschmann (03-06)	Oakland
Curt Casali (08-11)	Tampa Bay
Nick Christiani (06-09)	Cincinnati
Will Clinard (09-12)	Detroit
Vince Conde (12-14)	New York (AL)
Caleb Cotham (08-09)	New York (AL)
Jason Esposito (09-11)	Baltimore
Ryan Flaherty (06-08)	Baltimore
Grayson Garvin (09-11)	Tampa Bay
Anthony Gomez (10-12)	Miami
Sonny Gray (09-11)	Oakland
Conrad Gregor (11-13)	Houston
Connor Harrell (10-13)	Detroit
Chris Harvey (12-14)	Pittsburgh
Drew Hayes (08-10)	Cincinnati
Taylor Hill (08-11)	Washington
Tony Kemp (11-13)	Houston
Mark Lamm (08-11)	Atlanta
Brian Miller (12-14)	Tampa Bay
Jared Miller (12-14)	Arizona
Mike Minor (07-09)	Atlanta
Spencer Navin (11-13)	Los Angeles (NL)
John Norwood (12-14)	Miami
David Price (05-07)	Detroit
Adam Ravenelle (12-14)	Detroit
Antoan Richardson (04-05)	Texas
Sam Selman (10-12)	Kansas City
Aaron Westlake (08-11)	Detroit
Drew VerHagen (2012)	Detroit
Corey Williams (10-11)	Minnesota
Mike Yastrzemski (10-13)	Baltimore
Kevin Ziomek (11-13)	Detroit


VANDY NATION



Drafted Commodores

	Round	Year	Team
Walker Buehler	14th	2012	Pittsburgh
Ro Coleman	40th	2013	Chicago (AL)
Tyler Ferguson	40th	2012	San Francisco
Carson Fulmer	15th	2012	Boston
Aubrey McCarty	36th	2013	San Francisco
Jeren Kendall	30th	2014	Boston
Philip Pfeifer	44th	2011	Texas
Jordan Sheffield	13th	2013	Boston
Dansby Swanson	38th	2012	Colorado
Will Toffey	23rd	2014	New York (AL)
Rhett Wiseman	25th	2012	Chicago (NL)

HEAD COACH TIM CORBIN



Head Coach Tim Corbin is in his 13th season at the helm of the Vanderbilt baseball program. During his tenure Corbin has turned the Commodores into a national power and taken the program to unprecedented success leading Vanderbilt to the top of college baseball in 2014 with the school's first-ever men's national championship in the Dores' second trip to the College World Series in four seasons.

Corbin's overall record of 516-250 (.674) is second all-time in terms of wins at Vanderbilt, and first in terms of winning percentage for coaches with 100 games or more. In his career as a head coach Corbin is 622-388 (.616).

Vanderbilt finished off the school's second-ever national championship with a dramatic 3-2 victory over Virginia in the finals of the College World Series to cap a 51-21 season in 2014. The 51-win season marked the third time in the last four seasons Corbin had led the Dores to at least 50 wins as the Vandy skipper was named the consensus National Coach of

the Year. Corbin's Commodores rose to the occasion in the postseason sweeping through the Nashville Regional with wins over Xavier and Oregon before taking down Stanford in three games of the Super Regional to advance to Vanderbilt's second College World Series in school history. Hawkins Field hosted NCAA Regionals and Super Regionals for the third time in four years. Once in Omaha, Corbin continued to push the Commodores with wins over rival Louisville in the first round and comeback win over UC Irvine. VU reached the championship series with a dramatic, walk-off win over Texas on Tyler Campbell's bases loaded, infield single. The team sealed the national title in the third game thanks to an eighth inning, solo homer from John Norwood and clutch pitching from Adam Ravenelle over the final two frames. The final victory in Omaha gave the Dores a 10-3 record in the NCAA Tournament.

Corbin reached two more milestones during the regular season with his 500th victory at Vanderbilt, a 5-1 victory at Missouri on May 3, 2014, and his 600th career victory with a win at Arkansas on April 19, 2014.

For the second time in his career Corbin was named the SEC Coach of the Year by the league's coaches after the Commodores posted one of the best seasons in school history in 2013. The Commodores matched the school record with a 54-12 mark and smashed the Southeastern Conference record, finishing the conference slate an amazing 26-3. Vanderbilt won every series during the regular season, including nine series sweeps. The squad outscored opponents by an average of 8.2-3.9 runs per game with the pitching staff turning in a sub 3.00 ERA for the second time in three seasons. Five Commodores earned All-American honors led by first team All-Americans Tony Kemp and Tyler Beede. Kemp became just the second Commodore in history to be named SEC Player of the Year and just the third in league history to win both Freshman of the Year and Player of the Year awards in his career. Over the summer, Beede pitched for Team USA to become the 12th Vanderbilt player to don the Stars & Stripes.

The Commodores' SEC regular season championship was the team's second in three years and third under Corbin. For the fourth time in five years the Dores played in the SEC Championship game and made their eighth straight appearance in the NCAA Tournament hosting Regionals for the third time in school history and Super Regionals for the second time.

The 2012 Vanderbilt Commodores overcame a slow start to the season to post the team's seventh straight trip to the postseason. The Dores finished the season as one of the hottest teams in the nation winning four of the last four SEC series of the regular season, including series victories over No. 3 Kentucky and at No. 4 LSU. Vanderbilt rolled into the SEC Tournament having won 12 of the last 15 regular season games. Corbin guided the Commodores to the championship game for the sixth time in nine trips, losing to a red-hot Mississippi State team in the final. Vanderbilt made the NCAA Tournament with a trip to the Raleigh Regional finishing runner-up to host NC State to end the season 35-28.

For the second consecutive season (2011-12) the Commodores' freshman class was tabbed as the nation's best by Baseball America, becoming the first school in the poll's 13-year history to post back-to-back top classes. Vanderbilt's 2012 freshman class was the unanimous top class, also picking up the honor from Collegiate Baseball. Since Corbin's arrival in 2003, Vanderbilt has earned three top-ranked recruiting classes (2005) and is the only school in the nation to have more than two top classes.

In 2012, one of Corbin's prize pupils, David Price, was named the American League Cy Young Award winner. Price was the top overall pick by Tampa Bay in 2007 after a stellar career at Vanderbilt. The southpaw went 20-5 with a 2.56 ERA and 205 strikeouts over 211 innings for the Rays to become the first Commodore to win the Cy Young.

The Commodores' magical run to Omaha saw several school records equaled or passed. VU won 54 games to match the school record set in 2007 and set the SEC record with 12 players selected in the Major League Baseball draft. Hawkins Field hosted the NCAA Regional round for just the second time in history and Super Regionals for the first time with the Dores sweeping through both rounds en route to the College World Series. Individual awards supplemented the team's success with Grayson Garvin earning SEC Pitcher of the Year and Tony Kemp picking up SEC Freshman of the Year honors. Garvin became the second VU pitcher to earn the prestigious league award joining David Price, while Kemp is the second Commodore to be named the league's freshman of the year along with Pedro Alvarez. All four awards have come under Corbin's watch. Sonny Gray, Jason Esposito, Aaron Westlake and Garvin all garnered All-American honors with Kevin Zimek, T.J. Pecoraro, Conrad Gregor and Kemp being named Freshmen All-American.

The 2010 Commodores racked up the second-most wins in school history finishing the year with a 46-20 mark, eventually falling at Florida State in the third game of the Super Regional. In order to get to Florida State the team advanced out of the Louisville regional, a place that saw the Dores' 2009 season end. During the regular season, Corbin led the Commodores to a 16-12 mark, good enough for third in the Southeastern Conference East division behind Florida and eventual national champion South Carolina.

The 2008 draft saw eight Commodores selected, highlighted by Pedro Alvarez who was taken with the second overall pick by the Pittsburgh Pirates. Vanderbilt became the first school in draft history to have the first overall pick (David Price in 2007) and second overall pick in consecutive drafts.

In 2007, Corbin guided the Commodores to their best season ever, finishing with a school record 54 wins. The team also achieved a No. 1 national ranking for the first time in school history and held that honor for 13-of-15 weeks during the regular season.

The Vanderbilt baseball team also swept through the Southeastern Conference, winning both the regular season and tournament crown for the first time ever and it marked the first time an SEC team had done it since 1996. The team lost only one conference series the entire season against SEC West Division winner Arkansas in Fayetteville and avenged the series loss by defeating the Razorbacks in the SEC tournament title game.

The conference recognized Corbin for the work he had done, naming him SEC Coach of the Year. Corbin also picked up Co-National Coach of the Year honors from College Baseball Insider and regional Coach of the Year honors by the American Baseball Coaches Association.

The Commodores hosted their first-ever NCAA regional as the No. 1 National Seed and arrived as a power in college baseball. Corbin's success and methods of running the Vanderbilt program has earned him respect among the college and international baseball communities. In the summer of 2006 he managed the USA Baseball National Team to a 28-2-1 record that culminated with a gold medal finish at the FISU (International University Sports Federation) World University Championship in Havana, Cuba. The .919 winning percentage set a new national team high and it garnered special recognition by the United States Olympic Committee.

In 2006, he led a youthful Commodore squad to a 38-27 record and sixth-place finish in the rugged Southeastern Conference. The team was the youngest team in the league, with seven everyday starters being freshmen or sophomores. For the second time in three seasons, Corbin guided the team to the SEC Tournament Championship game and the young squad also gained valuable NCAA experience after advancing to the championship round of the Atlanta Regional. The 2006 team posted impressive series wins over College World Series participant Georgia, Super Regional participants South Carolina and Ole Miss, and took series on the road against Florida and LSU. The team handed LSU its worst conference loss at home in school history in the process.

In 2004, Corbin not only directed the Commodores to their first NCAA Tournament appearance in 24 years, he guided them to their first-ever Super Regional as they swept through the Charlottesville Regional with victories over George Mason, Princeton and host Virginia. In the Super Regional, they fell to the eventual national runner-up, Texas, but still carved out a piece of history as the first team in NCAA baseball history to make it that far one year after having finished with a sub-.500 record. Along the way Vanderbilt racked up 45 wins, was the only team to rank among the SEC's top five in earned run average (first), batting average (fourth) and fielding percentage (first) and finished with a .703 winning percentage, which was third-best in the highly competitive conference, which sent nine schools to the NCAA Tournament. The Commodores' school-record .978 fielding percentage was second in the nation, and their 30 error-free games were 11 more than the previous season.

His first Vanderbilt team in 2003 finished 27-28 overall and 14-16 in the SEC, good enough for second in the Eastern Division. It earned a conference tournament berth with a season-ending sweep of Tennessee capped by a dramatic ninth-inning rally in the series finale. The overall and conference victory totals were the most by a first-year Vanderbilt coach and were made more impressive by the fact that the Commodores were 12-5 in one-run games. That squad set then school records for fielding percentage (.972), fewest errors in a season (60), most saves in a season (15) and fewest walks allowed in a season (168). The team notched series victories over nationally-ranked conference foes LSU, Auburn and Florida, each among the top 15 at the time. Plus, on May 6, 2003, Vanderbilt recorded the first perfect game in school history, which was a collective effort. Four different pitchers contributed to the 4-0 victory over Western Kentucky.

Corbin, along with his coaching staff, are a tireless group that saw their recruiting efforts pay in 2005, 2011 and 2012 as their recruiting class was labeled the nation's best by Baseball America. Professional baseball has also taken notice of the program with eight Commodores being selected in the first round since 2003.

Before Corbin was hired as the 21st coach in program history, Vanderbilt had not earned a spot in the conference tournament in a decade but made the post-season tournament in 2004. During the 2004 regular season, Vanderbilt swept a series against Mississippi State for the first time. It was one of three conference whitewashes and one of five series wins in all. His efforts earned him the 2004 Vanderbilt Coach of the Year award and a nomination for the Nashville Sports Council's Sports Person of the Year. Plus, a school-record five players were named to the SEC All-Tournament team, five players were drafted on the first day and seven VU players in all were chosen in the Major League Baseball Draft, topped by No. 6 overall pick, pitcher Jeremy Sowers.

Corbin came to Vanderbilt following nine seasons as an assistant coach at baseball power Clemson. During his time there (1994-2002), the Tigers had more victories than all but four programs.

Prior to his tenure at Clemson, Corbin was head coach at Presbyterian College for six seasons beginning in 1988. There he restarted a baseball program that had been dormant for several years.

The Tim Corbin File

Personal

Full Name: Timothy Carter Corbin
Born: August 5, 1961 in Wolfeboro, N.H.
Hometown: Wolfeboro, N.H.
Family: Wife: Maggie Daughters: Molly and Hannah

Education

College: Ohio Wesleyan
Degrees: Master of Arts in Athletic Administration, 1986
..... Bachelor of Arts in Physical Education, 1984

Coaching Experience

2003-Present Vanderbilt Head Coach
2001-02 Clemson Associate Head Coach
1998-2001 Clemson Assistant Head Coach
1994-98 Clemson Assistant Coach
1988-93 Presbyterian College Head Coach
1987 Wofford Assistant Coach
1985-86 Ohio State Graduate Assistant Coach

NATIONAL RANKINGS

D1Baseball.com (Week 5)	Baseball America (Week 5)	USA Today (Week 5)	Collegiate Baseball (Week 5)	NCBWA (Week 5)	Perfect Game (Week 5)
1. Florida 18-3	1. Louisiana State 18-2	1. TCU 14-2	1. Texas Christian 14-2	1. TCU 14-2	1. Florida
2. TCU 14-2	2. Florida 18-3	2. LSU 18-2	2. Texas A&M 21-0	2. LSU 18-2	2. TCU
3. LSU 18-2	3. Texas Christian 14-2	3. Florida 18-3	3. Louisiana St. 18-2	3. Florida 18-3	3. Louisiana State
4. <i>Vanderbilt</i> 16-4	4. <i>Vanderbilt</i> 16-4	4. Texas A&M 21-0	4. Florida 18-3	4. <i>Vanderbilt</i> 16-4	4. <i>Vanderbilt</i>
5. Texas A&M 21-0	5. Texas A&M 21-0	5. <i>Vanderbilt</i> 16-4	5. <i>Vanderbilt</i> 16-4	5. Texas A&M 21-0	5. South Carolina
6. South Carolina 17-3	6. South Carolina 17-3	6. South Carolina 17-3	6. South Carolina 17-3	6. South Carolina 17-3	6. Texas A&M
7. Arizona State 12-6	7. Central Florida 17-4	7. Virginia 12-5	7. Florida St. 17-4	7. UCLA 14-5	7. Virginia
8. Rice 15-6	8. USC 17-3	8. Rice 15-6	8. USC 17-3	8. Rice 15-6	8. Louisville
9. USC 17-3	9. UCLA 14-5	9. UCLA 14-5	9. UCLA 14-5	9. Virginia 12-5	9. UCLA
10. UCLA 14-5	10. Rice 15-6	10. Oregon 14-6	10. Central Florida 17-4	10. Texas Tech 14-5	10. Miami
11. Louisville 14-6	11. Louisville 14-6	11. Florida State 17-4	11. Arizona St. 12-6	11. Oregon 14-6	11. Florida State
12. UCF 17-4	12. Texas Tech 14-5	12. USC 17-3	12. Virginia 12-5	12. Florida State 17-4	12. Oregon
13. Virginia 12-5	13. Florida State 17-4	13. Louisville 14-6	13. Texas Tech 14-5	13. USC 17-3	13. UC Santa Barbara
14. Maryland 11-4	14. Virginia 12-5	14. Central Florida 17-4	14. Texas 13-7	14. Texas 13-7	14. Texas Tech
15. Oregon 14-6	15. Oregon 14-6	15. Texas Tech 14-5	15. Rice 15-6	15. UCF 17-4	15. UCF
16. UC Santa Barbara 13-5	16. Arizona State 12-6	16. Texas 13-7	16. UC Santa Barbara 13-5	16. Louisville 14-6	16. Oregon State
17. Texas 13-7	17. Miami 15-6	17. Arizona State 12-6	17. Louisville 14-6	17. Miami 15-6	17. North Carolina
18. Illinois 14-4-1	18. Dallas Baptist 15-2	18. Miami (Fla.) 15-6	18. Illinois 14-4-1	18. North Carolina 12-7	18. Texas
19. Florida Atlantic 18-3	19. UC Santa Barbara 13-5	19. Florida Atlantic 18-3	19. Oklahoma St. 13-6	19. Arizona State 12-6	19. Florida Atlantic
20. Florida State 17-4	20. Mississippi St. 16-6	20. Mississippi St. 16-6	20. Miami, Fla. 15-6	20. Florida Atlantic 18-3	20. Arizona State
21. Indiana 13-4	21. Texas 13-7	21. North Carolina 12-7	21. Georgia Tech 14-5	21. Houston 13-7	21. Houston
22. North Carolina 12-7	22. Houston 13-7	22. UC-Santa Barbara 13-5	22. Notre Dame 14-4	22. Mississippi St. 16-6	22. Rice
23. Texas Tech 14-5	23. Georgia Tech 14-5	23. Maryland 11-4	23. Indiana 13-4	23. Oklahoma State 13-6	23. Southern California
24. Houston 13-7	24. Indiana 13-4	24. Illinois 14-4-1	24. California 15-4	24. Dallas Baptist 15-2	24. Indiana
25. Miami 15-6	25. Illinois 14-4	25. Houston 13-7	25. Oregon St. 15-5	25. Maryland 11-4	25. Mississippi State
			26. Missouri 15-4	26. UC Santa Barbara 13-5	
			27. Campbell 17-2	27. Illinois 14-4-1	
			28. Florida Atlantic 18-3	28. Indiana 13-4	
			29. Nevada 15-4	29. California 15-4	
			30. San Diego 10-7	30. Oregon State 15-5	

Commodores Week-by-Week in the Polls

	D1Baseball.com	Baseball America	USA Today Coaches	Collegiate Baseball	NCBWA	Perfect Game
Preseason	1	1	1	1	1	1
Week 1 - 2/16	1	1	1	2	3	1
Week 2 - 2/23	1	1	1	4	5	1
Week 3 - 3/2	1	1	4	4	5	1
Week 5 - 3/9	5	5	5	7	6	5
Week 6 - 3/16	4	4	5	5	4	4
Week 7 - 3/23						
Week 8 - 3/30						
Week 9 - 4/7						
Week 10 - 4/14						
Week 11 - 4/21						
Week 12 - 4/28						
Week 13 - 5/5						
Week 14 - 5/12						
Week 15 - 5/19						
Week 16 - 5/26						
Final						

HITTERS NOTES

PROJECTED LINEUP

C 25 Karl Ellison - Sophomore

GP-GS: 12-11 AVG: .289 HR: 0 RBI: 2
5-for-14 (.357) in last 4 games. Career-best 3 hits 3/7. Started 38 games as a true freshman hitting .246 with 13 RBI.

1B 43 Zander Wiel - RS-Junior

GP-GS: 21-21 AVG: .342 HR: 2 RBI: 21
17-for-42 (.405) with 10 RBI over last 11 games.

2B 2 Tyler Campbell - Junior

GP-GS: 14-14 AVG: .291 HR: 0 RBI: 10
6-for-25 (.240) with seven RBI in last 6 games. 3 RBI 3/17 matched career-best.

3B 10 Will Toffey - Freshman

GP-GS: 20-16 AVG: .254 HR: 0 RBI: 12
2-for-16 (.125) over last 7 games. Freshman was tabbed top prospect in Futures League prior to coming to Vandy.

SS 7 Dansby Swanson - Junior

GP-GS: 21-21 AVG: .381 HR: 2 RBI: 20
Reached base in 15 straight games (23-for-58 .397). Hits in 19 of 21 games, 9 multi-hit games. Preseason All-American and Most Outstanding Player from last year's CWS. Named the top position prospect on Team USA.

LF 20 Bryan Reynolds - Sophomore

GP-GS: 21-20 AVG: .306 HR: 1 RBI: 16
6-game hitting streak (9-for-22 .409) with 7 RBI and 5 runs scored. Preseason All-American after Freshman All-American season, set VU freshman record with 24 doubles.

CF 3 Jeren Kendall - Freshman

GP-GS: 19-15 AVG: .222 HR: 0 RBI: 7
4 singles, 3 doubles, 3 triples on the year.

RF 8 Rhett Wiseman - Junior

GP-GS: 21-21 AVG: .430 HR: 4 RBI: 19
29-for-53 (.547) in last 12 games with 9 multi-hit games. Reached base in all 7 plate appearances 3/3 (4 hits, 3 walks).

DH 1 Ro Coleman - Sophomore

GP-GS: 18-7 AVG: .255 HR: 0 RBI: 8
4-for-13 (.308) in last 3 games.

COMMODORES LINEUP

Starts by position

C: Ellison 11, Delay 10

1B: Wiel 21

2B: Campbell 14, Murfee 6, Rogers 1

3B: Toffey 16, Murfee 5

SS: Swanson 21

LF: Reynolds 16, Rogers 5

CF: Kendall 15, Reynolds 4, Rogers 2

RF: Wiseman 21

DH: Coleman 8, Kilichowski 4, Fulmer 4, Wright 3, Buehler 2

Batting Order

1st: Reynolds 10, Swanson 5, Coleman 4, Kendall 1, Murfee 1

2nd: Wiseman 19, Coleman 2

3rd: Swanson 16, Reynolds 3, Wiseman 2

4th: Wiel 20, Reynolds 1

5th: Toffey 8, Murfee 6, Reynolds 6, Wiel 1

6th: Toffey 8, Rogers 3, Murfee 3, Campbell 2, Kilichowski 2, Buehler 2, Fulmer 1

7th: Campbell 7, Rogers 5, Ellison 4, Wright 2, Fulmer 2, Murfee 1

8th: Kendall 7, Ellison 5, Campbell 3, Delay 3, Kilichowski 1, Coleman 1, Sabino 1

9th: Delay 7, Kendall 7, Ellison 2, Campbell 2, Wright 1, Kilichowski 1, Fulmer 1

PLAYER NOTES

5 Jason Delay

GP-GS: 13-10 AVG: .355 HR: 0 RBI: 9
3-for-9 with 3 runs in last 3 games.

6 Drake Parker

GP-GS: 8-0 AVG: .200 HR: 0 RBI: 0
First career hit 3/3, infield single.

11 Liam Sabino

GP-GS: 8-1 AVG: .357 HR: 0 RBI: 2
1-for-4 in first career start 3/11.

16 Penn Murfee

GP-GS: 16-11 AVG: .300 HR: 1 RBI: 9
Hits in 8 of last 11 games, 9-for-32 (.281).

18 Nolan Rogers

GP-GS: 16-8 AVG: .214 HR: 0 RBI: 2
First start at 2B, drove in 2 runs 3/1.

19 Joey Mundy

GP-GS: 7-0 AVG: .333 HR: 0 RBI: 0
2 singles in 6 at-bats.

33 Tristan Chari

GP-GS: 5-0 AVG: .500 HR: 0 RBI: 2
Two-run single in first career at-bat 2/24.

36 Aubrey McCarty

GP-GS: 5-0 AVG: .200 HR: 0 RBI: 0
Picked up first collegiate hit 2/27.

39 Kyle Smith

GP-GS: 7-0 AVG: .000 HR: 0 RBI: 0
Solid summer in Hamptons Collegiate League.

44 Kyle Wright

GP-GS: 3-3 AVG: .000 HR: 0 RBI: 0
Talented two-way player from Ala.

55 Tyler Green

GP-GS: 9-0 AVG: .300 HR: 0 RBI: 0
First two collegiate hits 2/20 vs. ISU.

HITTERS HI/LO

MULTI-HIT GAMES

2-HITS: Wiel 6, Swanson 6, Toffey 4, Wiseman 4, Delay 4, Coleman 4, Campbell 4, Reynolds 3, Ellison 2, Murfee 2, Green 1, Kendall 1

3-HITS: Wiseman 4, Murfee 2, Swanson 2, Reynolds 2, Wiel 1, Campbell 1, Sabino 1, Ellison 1

4-HITS: Wiseman 2, Swanson 1,

5-HITS:

MULTI-RBI GAMES

2-RBI: Swanson 3, Wiel 2, Kendall 2, Reynolds 2, Coleman 1, Chari 1, Toffey 1, Rogers 1, Delay 1, Campbell 1, Wiseman 1

3-RBI: Wiseman 2, Delay 1, Reynolds 1, Murfee 1, Toffey 1, Swanson 1, Campbell 1

4-RBI: Swanson 1, Wiel 1

5-RBI: Wiel 1

HOME RUNS

SOLO: Murfee 1, Wiseman 1, Reynolds 1

2-R: Wiseman 2, Swanson 1

3-R: Swanson 1

GS: Wiel 2

MULTI-HR:

INDIVIDUAL BATTERS GAME BESTS

MOST AT-BATS

VU: 7, Bryan Reynolds, 3/3 vs. UE
OPP: *6, Three Tied, 3/14 vs. ARK G1

MOST HITS

VU: *4, Rhett Wiseman, 3/3 vs. UE
OPP: *3, Clark Eagan, 3/14 vs. ARK G1

MOST RUNS

VU: 4, Ro Coleman, 3/3 vs. UE
OPP: 3, Bobby Wernes, 3/14 vs. ARK G1

MOST RBI

VU: 5, Zander Wiel, 2/25 vs. WKU
OPP: 3, Jonathan Ramon, 3/3 vs. UE

MOST HOME RUNS

VU: *1, Bryan Reynolds, 3/14 vs. ARK G2
OPP: *1, A. Benintendi, 3/14 vs. ARK G2

MOST WALKS

VU: 3, Rhett Wiseman, 3/3 vs. UE
OPP: *4, Kevin Kaczmarek, 3/3 vs. UE

MOST STRIKEOUTS

VU: *3, Ro Coleman, 3/14 vs. ARK G2
OPP: *4, Sean Bouchard, 3/6 at UCLA

* occurred multiple times, last listed

PITCHERS NOTES

PROBABLE STARTERS

RHP 15 Carson Fulmer - Junior

G-GS: 5-5 W-L: 3-0 ERA: 2.22 IP: 28.1 BB: 15 K: 40

Last Start: 3/14 vs. ARK G1, ND, 6.0 IP, 5 H, 5R/5ER, 2 BB, 7 K

Tagged for a career-high five runs in no decision vs. Arkansas. At least six strikeouts in all five starts this season. Tabbed the No. 2 prospect on Team USA last summer after starring for Vandy going 7-1 with a 1.98 ERA, lowest ERA at VU since 1973, and 10 saves.

RHP 13 Walker Buehler - Junior

G-GS: 3-3 W-L: 1-0 ERA: 1.50 IP: 12.0 BB: 4 K: 14

Last Start: 3/14 vs. ARK G2, W, 6.0 IP, 4 H, 1R/1ER, 1 BB, 7 K

Tossed six strong vs. Arkansas to finish DH sweep and earn first win of the season. Led Vanderbilt with 12 wins as a sophomore and his 111 strikeouts last season are tops among returners. Named the top prospect in the Cape Cod League and made one appearance for Team USA during summer.

RHP Jordan Sheffield - RS-Freshman

G-GS: 8-2 W-L: 3-0 ERA: 1.75 IP: 25.2 BB: 17 K: 23

Last Start: 3/15 vs. ARK, ND, 7.0 IP, 2 H, 0R/0ER, 3 BB, 4 K

Named TSWA Pitcher of the Week after pitching 13 scoreless innings in his first two career starts last week.

Turned in the longest outing of his career and by a Commodore starter with seven scoreless innings in a no decision in win vs. Arkansas. Redshirted last season recovering from elbow surgery.

PITCHING BREAKDOWN

	W-L-S	ERA	IP	H	R	ER	BB-I	SO
Starters	9-0	2.36	95.1	65	33	25	51-0	93
Relievers	8-4-2	3.05	100.1	64	40	34	64-0	120

RELIEVER NOTES

Pitcher	Last Relief App.	IP	H	R	ER	BB	SO	HR	RI/S	-----Season Totals-----		
										RI/S	SV	Ret./1BF (BB)
Joey Abraham	3/10 vs. QUI	1.0	2	2	2	2	0	0	0/0	2/2	0	1/4 (1)
Ben Bowden	W, 3/14 vs. ARK G1	3.0	2	0	0	0	6	0	0/0	6/2	0	7/8 (0)
Tyler Ferguson	3/1 vs. ILS	0.0	1	4	4	3	0	0	0/0	2/2	0	1/3 (1)
Ryan Johnson	3/14 vs. ARK G1	1.1	4	1	1	1	0	0	0/0	9/3	0	1/4 (1)
John Kilichowski	S, 3/14 vs. ARK G2	3.0	3	0	0	1	6	0	0/0	0/0	1	1/1 (0)
Aubrey McCarty	2/27 vs. ILS	1.0	1	1	1	1	2	0	0/0	0/0	0	1/1 (0)
Philip Pfeifer	W, 3/15 vs. ARK	2.0	1	0	0	1	3	0	0/0	5/2	2	3/9 (2)
Matt Ruppenthal	3/17 vs. TTU	1.0	0	0	0	0	2	0	0/0	0/0	0	4/5 (1)
Jordan Sheffield	W, 3/3 vs. UE	5.0	1	3	3	4	7	0	0/0	7/0	0	5/6 (1)
Collin Snider	3/17 vs. TTU	1.0	1	0	0	0	0	0	0/0	2/0	0	5/5 (0)
Brendan Spagnuolo	2/24 vs. UTM	2.0	6	2	2	0	4	0	0/0	0/0	0	1/1 (0)
Hayden Stone	L, 2/21 vs. ISU	0.2	3	3	3	2	2	0	2/1	2/1	0	0/2 (2)
Kyle Wright	3/17 vs. TTU	1.0	0	0	0	0	1	0	0/0	1/1	0	3/4 (0)
TEAM TOTALS										33/10 (30%)	3	34/50 (7)

CATCHERS LOG

	TEAM W-L	CS/SBA	PB	ERA
Chari	0-0	0/0 (0%)	0	3.00 (3ER/9.0IC)
Delay	7-2	2/8 (25%)	2	3.19 (30ER/84.2IC)
Ellison	9-2	5/6 (83%)	1	2.79 (26ER/84.0IC)
TEAM	16-4	9/17 (53%)	3	2.71 (59ER/195.2IC)

PITCHERS HI/LO

STARTERS LOG

	TEAM W-L	QS	RS
Fulmer	5-0	2	7.4
Kilichowski	1-3	0	3.8
Ferguson	2-0	0	7.0
Wright	2-0	1	11.0
Stone	1-0	0	16.0
Johnson	2-0	1	9.5
Buehler	2-1	1	6.7
Sheffield	2-0	2	5.0

INDIVIDUAL PITCHERS GAME BESTS

MOST INNINGS PITCHED, STARTER

VU: 7.0, Jordan Sheffield, 3/15 vs. ARK

OPP: 7.0, Trey Killian, 3/15 vs. ARK

MOST INNINGS PITCHED, RELIEVER

VU: *5.0, Ryan Johnson, 3/11 vs. QUI

OPP: *4.1, Zach Jackson, 3/14 vs. ARK G1

MOST WALKS

VU: *5, Tyler Ferguson, 3/11 vs. QUI

OPP: *5, Zach Jackson, 3/14 vs. ARK G1

MOST STRIKEOUTS

VU: 11, Carson Fulmer, 2/27 vs. ILS

OPP: 9, James Kaprielian, 3/6 at UCLA

MOST HBP

VU: 2, Jordan Sheffield, 3/15 vs. ARK

OPP: 3, Dominic Taccolini, 3/14 vs. ARK G2

FEWEST HITS, CG

VU:

OPP:

FEWEST WALKS, CG

VU:

OPP:

* occurred multiple times, last listed

MISCELLANEOUS STATS

Commodores

TEAM

Opponents

15, 3/14 vs. ARK G2	Most Runners LOB	13, 2/14 vs. SCU G2
2, five times, last 3/15 vs. ARK	Double Plays Turned	3, 2/20 vs. ISU
3, three times, last 3/7 at USC	Most Errors Committed	4, twice, last 3/11 vs. QUI
15, 2/27 vs. ILS	Largest Margin of Victory	7, 2/21 vs. ISU
16, three times, last 3/1 vs. ILS	Most Runs, Game	10, 3/1 vs. ILS
10 (6th), 2/27 vs. ILS	Most Runs, Inning	7 (6th), 2/21 vs. ISU
2, 3/3 vs. UE	Most Home Runs, Game	2, twice, last 3/14 vs. ARK G1
1 (6th), 10 times, last 3/14 vs. ARK G2	Most Home Runs, Inning	2 (2nd), 3/14 vs. ARK G1
19, 3/1 vs. ILS	Most Hits, Game	12, 3/14 vs. ARK G1
9 (6th), 2/27 vs. ILS	Most Hits, Inning	6 (7th), 2/21 vs. ISU
3, 3/15 vs. ARK	Fewest Hits, Game	1, 3/11 vs. QUI
6, 2/27 vs. ILS	Most Stolen Bases, Game	2, twice, last 3/10 vs. QUI
9, three times, last 3/14 vs. ARK G1	Most Walks Drawn, Game	12, three times, last 3/3 vs. UE
1, 2/21 vs. ISU	Fewest Walks Drawn, Game	2, five times, last 3/17 vs. TTU
15, 3/14 vs. ARK G1	Most Strikeouts (Hitters), Game	16, twice, last 3/11 vs. QUI
4, 2/24 vs. UTM	Fewest Strikeouts (Hitters), Game	4, 3/17 vs. TTU
Longest Game, Innings	12, twice, last 3/14 vs. ARK G1	
Longest Game, Time (9 inn.): 4:08, 3/1 vs. ILS	Seven-Inning Game:	Extra-inning Game: 4:54, 3/14 vs. ARK G1
Shortest Game, Time (9 inn.): 2:32, 3/15 vs. ARK	Seven-Inning Game:	Extra-inning Game: 4:03, 3/3 vs. UE
Largest Home Crowd	3,150 - 3/15 vs. ARK	
Largest Road Crowd	2,204 - 3/6 at UCLA	
Longest Winning Streak	8, 2/22-3/6	
Longest Losing Streak	2, 3/7-8	
Consecutive Errorless Games		

Runs by Inning

Road			Home			Neutral		
VU	INN.	OPP	VU	INN.	OPP	VU	INN.	OPP
3	1	1	14	1	6	2	1	0
0	2	0	5	2	13	1	2	1
0	3	2	24	3	3	0	3	1
1	4	1	3	4	14	0	4	1
3	5	1	21	5	1	3	5	1
2	6	0	30	6	2	4	6	9
1	7	0	15	7	4	0	7	0
1	8	0	6	8	1	1	8	0
0	9	1	6	9	9	0	9	1
0	X	0	3	X	0	1	X	0
11	TOTAL	6	130	TOTAL	53	12	TOTAL	14

Comeback Wins

Date/Opp.	Score	Final
2/14 SCU G2	5-2 (4)	7-6 (10)
2/20 ISU	2-0 (4)	3-2
2/25 WKU	6-1 (4)	10-6
3/1 ILS	10-0 (4)	16-10
3/3 UE	8-7 (M9)	9-8 (12)
3/14 ARK G1	7-3 (M9)	8-7 (12)

Blown Leads

Date/Opp.	Score	Final
2/14 SCU G1	6-5 (8)	7-6
2/21 ISU	1-0 (4)	8-1

Commodores Record when they score:

Runs	0	1	2	3	4	5	6	7	8	9	10+
W-L	0-0	1-1	0-1	2-0	1-0	0-1	3-1	0-0	2-0	4-0	4-0

Commodores Record when opponent scores:

Runs	0	1	2	3	4	5	6	7	8	9	10+
W-L	5-0	3-0	3-0	1-0	0-1	1-0	1-1	1-1	1-1	0-0	1-0

Record by Months

	Home	Road	Total
February	6-1	0-0	8-2
March	8-0	1-1	9-2
April	0-0	0-0	0-0
May	0-0	0-0	0-0

Record by Days

Mon.	Tues.	Wed.	Thurs.	Fri.	Sat.	Sun.
0-0	4-0	2-0	0-0	4-0	4-3	3-1

LAST TIME IT HAPPENED...

A Vanderbilt Team...

Won 10 or more consecutive games.....	4/20-5/16/13 (14)
Lost five or more consecutive games.....	3/16-23/12 (5)
Scored 20 or more runs in a game21 vs. Niagara, 2/21/10
Scored 10+ Runs in an Inning.....	10 vs. Illinois State, 2/27
Did Not Strikeout.....	vs. Tennessee-Martin, 2/23/05
Hit consecutive home runs.....	Spencer Navin, Vince Conde at Georgia (G2), 4/20/13
Had a triple steal.....	Xavier Turner (home), Jack Lupo (3rd), Tony Kemp (2nd) vs. Lipscomb, 3/26/13
Shut out consecutive opponents.....	vs. Evansville (13-0), 2/27/13
.....	vs. Illinois-Chicago (9-0), 3/1/13
Shut out the opponent.....	vs. Arkansas (1-0), 3/15
Was shut out by the opponent at home	vs. Georgia Tech (5-0), 6/2/13
Was shut out by the opponent on the road	at Florida (1-0), 5/8/14
Was shut out in two consecutive games.....	vs. Kentucky (14-0) (4-0), 4/23/76
Swept a conference doubleheader.....	vs. Arkansas, 3/14
Was swept in a conference doubleheader.....	vs. Tennessee, 4/25/10
Swept a conference series at home.....	vs. Arkansas, 3/13-15
Was swept in a conference series at home	vs. Tennessee, 5/14-16/09
Swept a conference series (Three-games) on the road	at Missouri, 5/2-4/14
Was swept in a conference series on the road	at Florida, 3/16-18/12
Lost a conference series at home.....	vs. South Carolina, 5/15-17/14
Lost a conference series on the road.....	at Arkansas, 4/18-20/14

A Vanderbilt Player...

Hit two home runs in a game	Connor Harrell at Kentucky G2, 5/11/13
Hit three home runs in a game.....	Aaron Westlake vs. Oregon State, 6/11/11
Hit a grand slam	Zander Wiel vs. Illinois State, 3/1
Walk-Off Home Run	Rhett Wiseman vs. Illinois-Chicago, 3/3/13
Hit for the cycle.....	Clinton Johnston vs. Kentucky, 4/28/96
Had seven or more RBI in a game.....	Dominic de la Osa (7) vs. Georgia, 4/16/06
.....	Karl Nonemaker (7) vs. Kentucky, 5/12/02
Had five or more hits in a game	Tony Kemp (5) at Belmont, 2/19/13
Two hits in an Inning	Bryan Reynolds (2B,1B), Rhett Wiseman (1B,1B), Dansby Swanson (1B,2B) vs. Illinois State, 2/27
Had 10 or more total bases in a game	Zander Wiel (10) at Georgia (G2), 4/20/13
Stole three or more bases in a game	Jack Lupo (4) vs. Monmouth, 2/23/13
Stole Home.....	Nolan Rogers vs. Illinois State, 3/1
Had a 10-game hit streak	Rhett Wiseman (13), 2/24-3/14
Had a 15-game hit streak	Xavier Turner (27), 3/4-4/22/14
Had a 20-game hit streak	Xavier Turner (27), 3/4-4/22/14
Had a 25-game hit streak	Xavier Turner (27), 3/4-4/22/14
Had 10 or more strikeouts in a game	Carson Fulmer (11) vs. Illinois State, 2/27
Had 15 or more strikeouts in a game	Kevin Ziomek (15) vs. Illinois-Chicago, 3/1/13
Pitched a complete game	Walker Buehler vs. Oregon, 6/1/14
Pitched a nine-inning, complete game shutout	Carson Fulmer at Florida, 5/9/14
Pitched a seven-inning, complete game shutout	Nick Christiani vs. Belmont, 5/5/09
Pitched a combined shutout	Jordan Sheffield (7.0), Philip Pfeifer (2.0) vs. Arkansas, 3/15
Pitched a no-hitter	Jensen Lewis, Nick Pilkington, John Scott, Matt Buschmann at Western Ky., 5/6/03
Pitched a perfect game.....	Jensen Lewis, Nick Pilkington, John Scott, Matt Buschmann at Western Ky., 5/6/03



VANDERBILT
BASEBALL

2015 ROSTER

No.	Name	Pos.	B/T	HT	WT	CL/EXP.	Hometown (High School/Previous School)
1	Ro Coleman	IF	S/R	5-5	150	So./1L	Chicago, Ill. (Simeon HS)
2	Tyler Campbell	IF	R/R	5-11	170	Jr./2L	Portland, Ore. (Oswego HS)
3	Jeren Kendall	OF	L/R	5-11	180	Fr./HS	Holmen, Wisc. (Holmen HS)
5	Jason Delay	C	R/R	6-0	200	So./1L	Johns Creek, Ga. (Northview HS)
6	Drake Parker	OF	L/L	5-6	165	Fr./RS	Union City, Tenn. (Union City HS)
7	Dansby Swanson	IF	R/R	6-1	190	Jr./2L	Marietta, Ga. (Marietta HS)
8	Rhett Wiseman	OF	L/R	6-1	205	Jr./2L	Mansfield, Mass. (Buckingham Browne & Nichols HS)
10	Will Toffey	IF	L/R	6-2	195	Fr./HS	Barnstable, Mass. (Salisbury School)
11	Liam Sabino	IF	R/R	6-1	185	Fr./HS	East Stroudsburg, Pa. (Blair Academy)
13	Walker Buehler	RHP	R/R	6-2	175	Jr./2L	Lexington, Ky. (Henry Clay HS)
15	Carson Fulmer	RHP	R/R	6-0	195	Jr./2L	Lakeland, Fla. (All Saints' Academy)
16	Penn Murfee	IF	R/R	6-2	190	Fr./RS	Nashville, Tenn. (Montgomery Bell Academy)
18	Nolan Rogers	IF	L/R	5-9	190	So./1L	Bloomington, Ind. (Bloomington HS)
19	Joey Mundy	IF	L/R	6-3	215	Fr./HS	Huntington, W. Va. (Huntington HS)
20	Bryan Reynolds	OF	S/R	6-2	210	So./1L	Brentwood, Tenn. (Brentwood HS)
21	John Kilichowski	LHP	L/L	6-5	210	So./1L	Tampa, Fla. (Jesuit HS)
22	Philip Pfeifer	LHP	L/L	6-0	195	R-Jr./2L	Knoxville, Tenn. (Farragut HS)
23	Joey Abraham	RHP	R/R	6-0	200	Fr./HS	Little Rock, Ark. (Central HS)
24	Jordan Sheffield	RHP	R/R	6-0	185	Fr./RS	Tulahoma, Tenn. (Tulahoma HS)
25	Karl Ellison	C	R/R	6-0	200	So./1L	Naples, Fla. (Barron Collier HS)
28	Matt Ruppenthal	RHP	R/R	6-4	230	Fr./HS	Bloomfield Hills, Mich. (Brother Rice HS)
31	Ryan Johnson	LHP	R/L	6-1	170	Fr./RS	Cedar Park, Texas (Cedar Park HS)
32	Hayden Stone	RHP	R/R	6-0	185	So./1L	Columbia, Tenn. (Columbia HS)
33	Tristan Chari	C	S/R	6-2	200	Fr./HS	Nashville, Tenn. (Montgomery Bell Academy)
34	Brendan Spagnuolo	RHP	R/R	6-2	190	Fr./HS	Massapequa, N.Y. (Chaminade HS)
35	Ben Bowden	LHP	L/L	6-4	225	So./1L	Lynn, Mass. (Lynn English HS)
36	Aubrey McCarty	IF/P	S/S	6-3	215	Fr./RS	Doerun, Ga. (Colquitt County HS)
39	Kyle Smith	OF/IF	R/R	6-4	220	Jr./2L	Old Hickory, Tenn. (Mt. Juliet HS)
40	Collin Snider	RHP	R/R	6-4	190	Fr./HS	Murfreesboro, Tenn. (Riverdale HS)
43	Zander Wiel	IF	R/R	6-3	225	R-Jr./2L	Murfreesboro, Tenn. (Blackman HS)
44	Kyle Wright	RHP/IF	R/R	6-4	200	Fr./HS	Huntsville, Ala. (Buckhorn HS)
45	Tyler Ferguson	RHP	R/R	6-4	225	Jr./2L	Fresno, Calif. (Clovis West HS)
55	Tyler Green	IF	R/R	6-6	230	Fr./RS	Williamsville, N.Y. (Williamsville North HS)

Head Coach: 4 Tim Corbin (Ohio Wesleyan, 1984) - 13th Season at Vanderbilt

Assistant Coaches: 26 Scott Brown (SUNY-Cortland, 1999); 50 Travis Jewett (Washington State, 1993)

Volunteer Coach: 12 David Macias (Vanderbilt, 2008)

Director of Sport Performance: Chris Ham (Illinois, 2005)

Athletic Trainer: Tracy Campbell (James Madison, 2008)

Director of Baseball Operations: Drew Fann (Vanderbilt, 2011)

Equipment Manager: Garrett Walker (Trevecca Nazarene, 2009)

Student Managers: Michael Portu, Josh Ruchotzke & Ben Sampson

Video Operations: Sam Wild

Pronunciation Chart

Ben BowdenBO-den
Tristan ChariCHAR-ee
Jeren KendallJAIR-en
John Kilichowskikill-a-CHOW-ski
Joey Mundymun-DEE
Matt RuppenthalRUPE-en-thal
Liam Sabinosa-BEE-no
Brendan SpagnuoloSPAG-new-o-lo
Zander Wielwheel

Alphabetical Roster

Joey Abraham 23	Carson Fulmer 15	Philip Pfeifer 22	Hayden Stone 32
Ben Bowden 35	Tyler Green 55	Bryan Reynolds 20	Dansby Swanson 7
Walker Buehler 13	Ryan Johnson 31	Nolan Rogers 18	Will Toffey 10
Tyler Campbell 2	Jeren Kendall 3	Matt Ruppenthal 28	Zander Wiel 43
Tristan Chari 33	John Kilichowski 21	Liam Sabino 11	Rhett Wiseman 8
Ro Coleman 1	Aubrey McCarty 36	Jordan Sheffield 24	Kyle Wright 44
Jason Delay 5	Joey Mundy 19	Kyle Smith 39	
Karl Ellison 25	Penn Murfee 16	Collin Snider 40	
Tyler Ferguson 45	Drake Parker 6	Brendan Spagnuolo 34	

2015 SCHEDULE

DATE	OPPONENT	W-L	WP	LP	SV	TIME	ATT.
FEBRUARY							
13	Santa Clara [^]	W 4-0	Fulmer (1-0)	Steffens (0-1)	Pfeifer (1)	2:44	2958
14	Santa Clara [^]	L 7-6	Karalus (1-1)	Stone (0-1)		3:45	
DH	Santa Clara [^]	W 6-5 (10)	Sheffield (1-0)	Karalus (1-1)		4:08	2754
20	Indiana State	W 3-2	Bowden (1-0)	Keaffaber (0-1)		3:04	
21	Indiana State	L 8-1	Degano (2-0)	Stone (0-2)		3:06	
22	Indiana State	W 6-0	Wright (1-0)	Kuhlman (0-2)		2:50	
24	UT Martin [^]	W 16-3	Stone (1-2)	Shaw (0-1)		2:59	2365
25	Western Kentucky [^]	W 10-6	Pfeifer (1-0)	Pearson (0-2)		3:11	2405
27	Illinois State [^]	W 16-1	Fulmer (2-0)	Headean (1-1)		3:30	2409
28	Illinois State	W 3-2	Kilichowski (1-0)	Hendren (1-1)	Pfeifer (2)	2:53	2502
MARCH							
1	Illinois State [^]	W 16-10	Bowden (2-0)	Heilenbach (0-1)		4:08	2758
3	Evansville [^]	W 9-8 (12)	Sheffield (2-0)	Gould (0-1)		4:03	2375
6	at UCLA	W 6-0	Fulmer (3-0)	Kaprielian (3-1)		3:15	2204
7	at USC	L 6-5	Huberman (3-1)	Bowden (2-1)		3:01	1401
8	TCU	L 4-2	Morrison (3-0)	Pfeifer (1-1)	Ferrell (5)	2:48	
10	Quinnipiac [^]	W 9-2	Sheffield (3-0)	Luciani (0-1)		2:54	2444
11	Quinnipiac [^]	W 8-0	Johnson (1-0)	Thomas (1-2)		3:05	2450
14	Arkansas ^{*^}	W 8-7 (12)	Bowden (3-1)	Stone (0-2)		4:54	
DH	Arkansas ^{*^}	W 9-1	Buehler (1-0)	Taccolini (3-2)	Kilichowski (1)	3:15	3040
15	Arkansas ^{*^}	W 1-0	Pfeifer (2-1)	Alberius (1-2)		2:32	3150
17	Tennessee Tech [^]	W 9-1	Johnson (2-0)	Gardner (0-1)		2:45	2813
20	at Auburn ^{*^}		Auburn, Ala.		6 p.m.	SEC Network+	
21	at Auburn ^{*\$}		Auburn, Ala.		7 p.m.	ESPNU	
22	at Auburn ^{*^}		Auburn, Ala.		1 p.m.	SEC Network+	
24	at MTSU		Murfreesboro, Tenn.		6 p.m.		
27	Tennessee ^{*^}		Hawkins Field		6:30 p.m.	SEC Network+	
28	Tennessee ^{*#}		Hawkins Field		4 p.m.	SEC Network	
29	Tennessee ^{*#}		Hawkins Field		2:30 p.m.	SEC Network	
31	Wofford [^]		Hawkins Field		6:30 p.m.	SEC Network+	
APRIL							
1	Wofford [^]		Hawkins Field		6:30 p.m.	SEC Network+	
3	at Georgia ^{*^}		Athens, Ga.		6 p.m.	SEC Network+	
4	at Georgia ^{*^}		Athens, Ga.		1 p.m.	SEC Network+	
5	at Georgia ^{*#}		Athens, Ga.		11 a.m.	SEC Network	
7	Lipscomb [^]		Hawkins Field		6:30 p.m.	SEC Network+	
9	Ole Miss ^{*\$}		Hawkins Field		6:30 p.m.	ESPNU	
10	Ole Miss ^{*^}		Hawkins Field		6:30 p.m.	SEC Network+	
11	Ole Miss ^{*#}		Hawkins Field		2 p.m.	SEC Network	
14	Belmont [^]		Hawkins Field		6:30 p.m.	SEC Network+	
16	at South Carolina ^{*\$}		Columbia, S.C.		6:30 p.m.	ESPNU	
17	at South Carolina ^{*#}		Columbia, S.C.		6:30 p.m.	SEC Network	
18	at South Carolina ^{*+}		Columbia, S.C.		12 p.m.	ESPN2	
21	MTSU [^]		Hawkins Field		6:30 p.m.	SEC Network+	
24	Missouri ^{*^}		Hawkins Field		6:30 p.m.	SEC Network+	
25	Missouri ^{*^}		Hawkins Field		2 p.m.	SEC Network+	
26	Missouri ^{*^}		Hawkins Field		1 p.m.	SEC Network+	
28	at Belmont		Rose Park		5 p.m.		
MAY							
1	at Kentucky ^{*^}		Lexington, Ky.		5:30 p.m.	SEC Network+	
2	at Kentucky ^{*^}		Lexington, Ky.		1 p.m.	SEC Network+	
3	at Kentucky ^{*^}		Lexington, Ky.		12 p.m.	SEC Network+	
7	Florida ^{*\$}		Hawkins Field		6 p.m.	ESPNU	
8	Florida ^{*^}		Hawkins Field		6:30 p.m.	SEC Network+	
9	Florida ^{*#}		Hawkins Field		12 p.m.	SEC Network	
12	at Louisville		Louisville, Ky.		5 p.m.		
14	at Alabama ^{*^}		Hoover, Ala.		7 p.m.	SEC Network+	
15	at Alabama ^{*^}		Hoover, Ala.		7 p.m.	SEC Network+	
16	at Alabama ^{*#}		Hoover, Ala.		3:30 p.m.	SEC Network	

All times Central and subject to change * Southeastern Conference Game ^ Televised on SEC Network+ # Televised on SEC Network \$ Televised on ESPNU + Televised on ESPN2

THE SOUTHEASTERN CONFERENCE

SEC Standings - 3/19

	Overall		— SEC —				
East							
Team	W-L	W-L	GB	Home	Away	Neutral	Streak
Missouri	16-5	3-0	-	3-4	4-1	9-0	L1
South Carolina	17-4	3-0	-	16-3	0-1	1-0	L1
Vanderbilt	17-4	3-0	-	14-1	1-1	2-2	W6
Florida	19-3	2-1	1.0	17-2	1-1	1-0	W3
Tennessee	9-8	1-2	2.0	4-2	3-6	2-0	W1
Georgia	12-9	0-3	3.0	12-5	0-4	0-0	L4
Kentucky	13-7	0-3	3.0	5-1	2-6	6-0	L4

West							
Team	W-L	W-L	GB	Home	Away	Neutral	Streak
Texas A&M	22-0	3-0	-	19-0	0-0	3-0	W22
Alabama	12-7	2-1	1.0	7-2	3-3	2-2	W2
LSU	19-2	2-1	1.0	15-2	1-0	3-0	W2
Ole Miss	11-9	1-2	2.0	8-3	3-6	0-0	W1
Miss. State	17-6	1-2	2.0	17-6	0-0	0-0	W1
Arkansas	10-9	0-3	3.0	9-4	1-3	0-2	L1
Auburn	14-7	0-3	3.0	12-3	1-4	1-0	W1

Vanderbilt Offense in the SEC

Batting Average

Team: .314, 2nd

Ind: .430, Wiseman, 3rd - .380, Swanson, 13th

On-Base Percentage

Team: .410, 3rd

Ind: .524, Wiseman, 4th - .480, Swanson, 12th

Runs

Team: 153, T-3rd

Ind: 25, Swanson, T-1st - 21, Wiseman, T-7th

Hits

Team: 231, T-2nd

Ind: 37, Wiseman, 1st - 32, Swanson, 7th

RBI

Team: 139, 3rd

Ind: 21, Wiel, T-5th - 20, Swanson, T-8th - 19, Wiseman, T-12th

Doubles

Team: 42, T-3rd

Ind: 8, Rhett Wiseman, T-4th

Triples

Team: 12, T-1st

Ind: 3, Kendall, Wiseman, T-4th - 2, Swanson, T-8th

Home Runs

Team: 10, 10th

Ind: 4, Rhett Wiseman, T-9th

Walks

Team: 107, 3rd

Ind: 16, Wiel, Swanson, T-7th

Strikeouts

Team: 165, 1st

Ind: 19, Kendall, T-5th - 17, Wiseman, T-9th

Stolen Bases

Team: 43, 1st

Ind: 10, Dansby Swanson, T-4th

Caught Stealing

Team: 12, T-2nd

Ind: 3, Tyler Campbell, T-5th

Vanderbilt Pitching in the SEC

ERA

Team: 2.71, 6th

Ind: 1.19, Pfeifer, 3rd - 1.75, Sheffield, 9th - 1.85, Johnson, 11th - 1.91, Fulmer, 12th

Opposing Batting Average

Team: .191, 2nd

Ind: .101, Sheffield, 1st - .158, Pfeifer, 4th - .167, Fulmer, 5th

Innings Pitched

Team: 195.2, 4th

Ind:

Strikeouts

Team: 213, 1st

Ind: 40, Carson Fulmer, 2nd

Wins

Team: 17, T-4th

Ind:

Losses

Team: 4, T-9th

Ind: 2, Hayden Stone, T-3rd

Saves

Team: 3, 13th

Ind: 2, Philip Pfeifer, T-12th

Hits

Team: 129, 3rd

Ind: 8, Sheffield, 1st - 12, Pfeifer, T-2nd - 16, Fulmer, 7th - 18, Johnson, Kilichowski, T-11th

Runs

Team: 73, 7th

Ind: 5, Pfeifer, Sheffield, T-1st - 7, Fulmer, T-8th - 8, Johnson, T-11th

Earned Runs

Team: 59, 7th

Ind: 3, Pfeifer, T-2nd - 5, Sheffield, Johnson, T-5th - 6, Fulmer, T-12th

Walks

Team: 115, 14th

Ind:

Home Runs

Team: 7, T-6th

Ind: 0, Philip Pfeifer, T-1st