



VANDERBILT

B A S E B A L L



MIKE YASTRZEMSKI
JUNIOR OUTFIELDER

CONNOR HARRELL
JUNIOR OUTFIELDER

DREW FANN
SENIOR CATCHER

WILL CLINARD
JUNIOR PITCHER

RILEY REYNOLDS
SENIOR INFILDER

2012
FACT BOOK



COLLEGE WORLD SERIES

The Commodores made the school's first-ever trip to the College World Series in 2011. Vanderbilt's initial game in Omaha was the first College World Series game in TD Ameritrade Park.

VANDERBILT



CHAMPIONS

Vanderbilt won a share of the Southeastern Conference regular season championship before sweeping through the Nashville Regional and Super Regional, claiming the school's first Super Regional championship.



Grayson Garvin won a school record 13 games in 2011 on his way to being named SEC Pitcher of the Year.



13



54

The Commodores matched the school record with 54 wins in 2011, winning 22 games in the rugged SEC to equal the school record for SEC wins in a single season.

BASEBALL


The Dores shattered the school record for team ERA posting a 2.44 ERA in 2011.



2.44

286

Anthony Gomez set the Vanderbilt school record with 286 at-bats in 2011.



12

Vanderbilt set a new SEC record with 12 players selected in the 2011 MLB Draft. Sonny Gray was the first Commodore selected joining David Price as first round pitchers from Vanderbilt. Grayson Garvin was selected by Tampa Bay in the first round to give VU eight first round picks since Coach Corbin's arrival on West End.

WELCOME TO THE VANDERBILT DEPT. OF LONG-BALL STUDIES



COMMODORES BASEBALL. POWERED BY DEMARINI.



DEMARINI.COM

TABLE OF CONTENTS



Introduction

4	Media Information
5	Media Outlets/Broadcast Information
6	Quick Facts, Road Headquarters
7	2012 Roster
8	Hawkins Field
9	Hawkins Field Records
10	Season Preview

Commodore Coaching Staff

14	Tim Corbin, Head Coach
18	Derek Johnson, Associate Head Coach
19	Josh Holliday, Assistant Coach
20	Larry Day, Volunteer Assistant Coach
20	Chris Ham, Athletic Trainer
20	Gabe Teeple, Strength & Conditioning

2012 Commodores

21	Depth Chart, Roster Breakdown
22	Will Clinard
23	Drew Fann
24	Anthony Gomez
25	Conrad Gregor
26	Connor Harrell
27	Andrew Harris
28	Will Johnson
29	Tony Kemp
30	Keenan Kolinsky
31	Josh Lee
32	Jack Lupo
33	Joel McKeithan
34	Spencer Navin
35	T.J. Pecoraro
36	Riley Reynolds
37	Steven Rice
38	Sam Selman
39	Mike Yasztremski
40	Kevin Ziomek
41	Tyler Beede, Connor Castellano, Vince Conde, Will Cooper
42	Chris Harvey, D.J. Luna, Brian Miller, Jared Miller
43	John Norwood, Philip Pfeifer, Adam Ravenelle, Drew VerHagen
44	Zander Wiel, Nevin Wilson
45	TV/Radio Roster
46	Career Stats
48	National Honors
49	SEC Honors
50	Academic Honors

Commodore Staff

51	Support Staff
52	Chancellor Nicholas S. Zeppos
52	Vice-Chancellor David Williams, II
53	Kevin Colon, Associate Director of Student Athletics

2011 Review

54	Season Review
56	Overall Season Statistics
57	SEC Statistics
58	Miscellaneous Statistics
60	Season Results
61	SEC Recap

Vanderbilt History

62	Commodore Letterwinners
64	Commodore Coaching Records
66	vs. The Nation
68	Yearly Results
84	All-Time Individual Records
85	All-Time Team Records
86	Single Season Records
87	Career Records
88	Yearly Statistical Leaders
90	Yearly Team Statistics
92	SEC Tournament History
93	NCAA Tournament
94	Commodores in the Majors
96	All-Time Commodores Drafted
97	USA Baseball

Miscellaneous Information

98	SEC Composite Schedule
100	Opponent Information
103	Nashville Information



Credits

The Vanderbilt Baseball Fact Book is a production of the Vanderbilt Athletic Communications Office.
Writing and Design: Kyle Parkinson and Vanderbilt Creative Services.

Photography: John Russell, Steve Green, Daniel Dubois, Jimmy Jones, Joe Howell, Paul Levy, Chuck Dunlap, Carol Hamlett, Getty Images j51 and many unidentified photographers.

Printing: Franklin Graphics, Inc. - Nashville, Tennessee & Josh Ambrose - Nashville, Tennessee.
Please send corrections for this fact book to Kyle Parkinson at kyle.parkinson@vanderbilt.edu.



MEDIA INFORMATION

The Vanderbilt Athletic Communications Office welcomes your interest in the Vanderbilt baseball team. We will make every effort to meet your needs throughout the season.

The following is information and guidelines to help you during the season and allow our coaches and players to adhere to their schedules.

Vanderbilt Athletic Communications

Vanderbilt Assistant Director of Athletic Communications Kyle Parkinson is the media contact for baseball. He can be contacted in the office (615) 343-0020 or via e-mail at kyle.parkinson@vanderbilt.edu. The Vanderbilt Athletic Communications office is located directly across the street from Hawkins Field on the second floor of the McGugin Center in room 225.

Press and Photo Credentials

Requests for press and photo credentials can be made via email, mail or fax at least one week prior to the desired game or series. Requests should be directed to Kyle Parkinson. All credentials will be available at media will call located at the front entrance of Hawkins Field.

Interview Policy

All Vanderbilt coaches and players will be available throughout the season for interviews with members of the media prior to practice. Requests for interviews should be made through Kyle Parkinson. Coach Corbin and selected players will also be available on Monday afternoons at Hawkins Field at the start of conference play. Post-game interviews with Coach Corbin and requested players may be conducted after a mandatory 10-minute cooling off period in front of the Commodore dugout.

Practice Policy

Vanderbilt baseball practices are open to the media and the public. Practice starts at 2:30 p.m., Tuesday - Friday. (Monday is an off day). Media members are encouraged to arrive at Hawkins Field by 2 p.m. to conduct interviews. Members of the media are asked to notify Kyle Parkinson in advance with their interview request.

Baseball Information at vucommadores.com

Commodore press releases, game notes, coach and player bios, updated statistics, game photos and more are available at the official web site of Vanderbilt Athletics, vucommadores.com. For additional info and in-game updates follow the team on Twitter @vandybaseball.

Digital Platform

The Digital Image Platform allows media to access image files from the SEC and its 12 member institutions. Media can view or download images of coaches, players, athletic administrators, logos and more by logging on to secsportsmedia.com.

Phone Lines

A limited number of phone lines are available in the press box at no charge. However, media wishing to order their own phone line in advance can by contacting Kyle Parkinson at (615) 343-0020.

Wireless Internet

Vanderbilt provides wireless internet in the Fred Russell Press Box.

Parking

Media parking is available in the McGugin Center lot. Entry is off Jess Neely Drive between Natchez Trace and 25th Avenue. Additional parking is available at the Parking Garage located at the intersection of Jess Neely Drive and 25th Avenue (diagonal from Hawkins Field right field). Parking requests must be arranged through Vanderbilt Athletic Communications. There is no parking allowed in the concourse area and Hawkins Field front gates.

Photo Galleries

Vanderbilt photographers provide a photo gallery of selected games and

Athletic Communications



Kyle Parkinson
Assistant Director
(Baseball)



Brandon Barca
Website Co-Coordinator



Andy Boggs
Assistant Director
(Basketball (M), Golf)



Larry Leathers
Assistant Director



Ryan Schulz
Website Co-Coordinator



Michael Scholl
Assistant Director
(Basketball (W), Swimming)



Chris Weinman
Assistant Director
(Soccer, Lacrosse)



Rod Williamson
Director of
Communications



Ashley Crosby
Communications
Intern

STAFF PHONE NUMBERS

OFFICE: (615) 322-4121 • FAX: (615) 343-7064 • PRESS BOX: (615) 320-0436

SID CONTACT INFORMATION

Kyle Parkinson	343-0020 (W)	kyle.parkinson@vanderbilt.edu
Andy Boggs	343-1847 (W)	andy.boggs@vanderbilt.edu
Larry Leathers	343-6437 (W)	larry.leathers@vanderbilt.edu
Michael Scholl	343-5823 (W)	michael.scholl@vanderbilt.edu
Ryan Schulz	343-4396 (W)	ryan.schulz@vanderbilt.edu
Chris Weinman	343-0019 (W)	chris.weinman@vanderbilt.edu
Rod Williamson	322-4051 (W)	rod.williamson@vanderbilt.edu
Ashley Crosby	322-4121 (W)	ashley.crosby@vanderbilt.edu

STAFF MAILING ADDRESSES

PO Box 129001
Nashville, TN 37212

2601 Jess Neely Drive
Nashville, TN 37212

MEDIA INFORMATION



Vanderbilt Media Outlets

Wire Services

Associated Press

Teresa Walker
215 Centerville Dr., Brentwood, TN 37027
Phone: (615) 373-9988/FAX: 376-0947

Newspapers

The Tennessean

Jeff Lockridge - Beat Writer
David Climer, Joe Biddle - Columnists
1100 Broadway, Nashville, TN 37202
Phone: (615) 259-8010/FAX: 259-8826

The City Paper

David Bocclair and Jerome Boetcher
P.O. Box 158434, Nashville, TN 37215
Phone: (615) 298-9833 x 254/Fax: 298-2780

Memphis Commercial-Appeal

Ron Higgins - SEC Beat Writer
495 Union Ave., Memphis, TN 38101
Phone: 901-529-2366/FAX: 529-2362

Vanderbilt Hustler

Box 1504, Station B, Nashville, TN 37221
Phone: 615-322-2424/FAX: 322-3762

Television Stations

WKRN-TV, ABC, Channel 2

Cory Curtis and Dawn Davenport
441 Murfreesboro Rd., Nashville, TN 37210
Phone: 615-369-7240/FAX: 248-7239

WSMV-TV, NBC, Channel 4

Rudy Kalis and Chris Harris
5700 Knob Rd, Nashville, TN 37209
Phone: 615-353-2231/FAX: 353-2343

WTVF-TV, CBS, Channel 5

Brian McKeegan and Steve Layman
474 J. Robertson Pkwy., Nashville, TN 37219
Phone: 615-248-5285/FAX: 244-9883

WZTV-TV, FOX, Channel 17

Paul Jones, Dave Foster, Dan Phillips
631 Mainstream Dr., Nashville, TN 37228
Phone: 615-369-5561/FAX: 369-3299

Radio Stations

Vanderbilt IMG Network

Jeff Miller, Craig Turman, Jane DeWitt
Joe Fisher (Play-by-Play)
Box 120158, Nashville, TN 37212
Phone: 615-322-4727

WGFX, 104.5 FM - The Zone

Kevin Ingram, Mark Howard, Frank Wycheck,
Brent Daugherty, Chad Withrow, Clay Travis,
Blaine Bishop
506 2nd Ave. South, Nashville, TN 37015
Phone: 615-244-9533/FAX: 615-259-1271

WNSR, 560 AM - BASEBALL FLAGSHIP

Greg Pogue, David Coleman, Thom Abraham,
Bill King, Joe Biddle
435 37th Ave. North, Nashville, TN 37209
Phone: 615-844-1039/FAX: 777-2284

WPRT, 102.5 FM - The Game

Willy Daunic, Joe Dubin, Darren McFarland,
Brad Hopkins, Aaron Solomon, Chris Lee
1824 Murfreesboro Rd., Nashville, TN 37203
Phone: 615-664-2400/FAX: 664-2457

WSM, 650 AM & 95.5 FM

2644 McGavock Pike, Nashville, TN 37214
Phone: 615-871-6711/FAX: 871-5982

Radio/TV Broadcasts

WNSR 560 AM - Vanderbilt Baseball Flagship

WNSR is the flagship station for Vanderbilt Baseball. WNSR will once again broadcast all SEC series and the postseason. "Voice of the Commodores" Joe Fisher will call the action upon completion of the men's basketball campaign. Eric Jones will handle the early season slate as well as the mid-week contests.



Joe Fisher



Eric Jones

SportsRadio
560
WNSR

Internet Streaming

This season you can listen to all 54 games of the regular season slate and all of the postseason action on the internet through Commodore Nation All-Access on vucommodores.com.

To subscribe visit vucommodores.com and sign up for All-Access. Subscriptions are available on a monthly (\$9.95) or yearly basis (\$79.95). Once signed up, fans will be able to catch all of the action.

Commodore Webcasts

For the seventh straight season, most Commodore home baseball games can be watched LIVE on the internet. You can check out the action by subscribing on vucommodores.com.

Vanderbilt Sports Update on 97.1 WRQQ-FM

News about Vanderbilt athletics, including the baseball team, can be heard Monday through Friday at 5:12 p.m. (CT) on 97.1 WRQQ-FM with Joe Fisher.

Commodores on Television

At press time, the Commodores are scheduled for at least one television game via the SEC TV package. Comcast Sports' broadcast schedule was not available at press time.

May 17 Ole Miss ESPNU 6:30 p.m. CT



QUICK FACTS

General Information

Location: Nashville, Tenn.
 Enrollment 6,794
 Nickname: Commodores
 Stadium (Capacity): Charles Hawkins Field (3,626)
 Dimensions: LF-310; CF-400; RF-330; Alleys-375
 Founded: 1873
 Colors: Black and Gold
 Conference: Southeastern (SEC)
 Chancellor: Nicholas S. Zeppos
 Vice Chancellor- Athletics: David Williams, II
 Faculty Representative: Lucius Outlaw
 Associate Director of Athletics: Kevin Colon
 Department Phone: 615.322.4727
 Ticket Office Phone: 615.322.3544

Media Information

Mailing Address: PO Box 120158
 Nashville, TN 37212
 Overnight Address: 2601 Jess Neely Drive
 Nashville, TN 37212
 Director of Communications: Rod Williamson
 Baseball Contact: Kyle Parkinson (Arkansas, 2004)
 Parkinson's Office Phone: 615.343.0020
 Parkinson's Cell Phone: 479.871.0817
 Email: kyle.parkinson@vanderbilt.edu
 Website: vucommodores.com
 Twitter: @vandybaseball
 SID Fax: 615.343.7064
 Press Box Phone: (Main Line) 615.320.0436

Coaching Staff

Head Coach: Tim Corbin (Ohio Wesleyan, 1984)
 Overall Record: 482-327 (.596/14 years)
 Record at Vanderbilt: 376-189 (.665/9 years)
 NCAA Appearances: 2004, 2006-11
 Office Phone: 615.322.3716
 Best Time to Call: Mornings
 Assistant Coaches: ...Derek Johnson (Eastern Illinois, 1993)
 Josh Holliday (Oklahoma State, 2004)
 Larry Day (Connecticut, 2007) - Volunteer
 Baseball Operations: Daniel Harris (Vanderbilt, 2011)
 Trainer: Chris Ham (Illinois, 2005)
 Managers: Brad McDonough, Michael Portu, Luke Gude
 Video Operations Will Hinson

History

All-Time Record: 1992-1601-32 (113 years)
 All-Time Conference Record: 540-835-9 (64 years)
 Conference Tournament Titles 1973-74, 1980, 2007
 NCAA Tournament Appearances .8 (1973-74, 1980, 2004, 2006-11)
 NCAA Tournament Record 27-21
 NCAA Tournament Super Regional Appearances . 3 (2004, 10, 11)
 College World Series Appearances 1 (2011)

Team Information

2011 Overall Record 54-12
 Home: 33-4 Away: 16-5 Neutral: 5-3
 Southeastern Conference Record 22-8
 Home: 12-3 Away: 10-5
 Conference Finish T-1st East/T-1st Overall
 Postseason Play College World Series
 Final Ranking. 3 (ESPN/USA) (PG), 4 (BA) (CB) (NCBWA)
 Lettermen Returning/Lost 19/13
 Position Starters Returning/Lost 6/3
 Pitchers Returning/Lost 6/8
 Newcomers: 13

Road Headquarters

Phone: 205-772-0360

Feb. 17-19 - Stanford

SHERATON PALO ALTO
 625 El Camino Real
 Palo Alto, CA 94301
 Phone: 650-328-2800

May 4-6 - Tennessee

SPRINGHILL SUITES
 10955 Turkey Drive
 Knoxville, TN 37922
 Phone: 865-966-8888

March 16-18 - Florida

HAMPTON INN & SUITES
 101 S.E. 1st Avenue
 Gainesville, FL 32601
 Phone: 352-240-9300

May 11-13 - LSU

RENAISSANCE
 7000 Bluebonnet Boulevard
 Baton Rouge, LA 70810
 Phone: 225-215-7000

April 6-8 - Mississippi State

HILTON GARDEN INN
 975 HWY 12 East
 Starkville, MS 39759
 Phone: 662-615-9664

May 22-27 - SEC Tourn.

WYNFREY HOTEL
 1000 Riverchase Galleria
 Birmingham, Ala. 35244
 Phone: 205.987.1600

April 20-22 - Alabama

HILTON GARDEN INN
 800 Hollywood Boulevard
 Tuscaloosa, AL 35405

Travel arrangements are subject to change

2012 ROSTER



No.	Name	Pos.	B/T	HT	WT	CL/EXP.	Hometown (High School/Previous School)
1	Connor Castellano	IF	L/R	6-0	190	Fr./HS	Shreveport, La. (Evangel Christian Academy)
2	Will Cooper	OF/IF	R/R	6-0	190	Fr./HS	Chattanooga, Tenn. (Baylor School)
3	Vince Conde	IF	R/R	6-0	190	Fr./HS	Oviedo, Fla. (Orangewood HS)
5	Spencer Navin	C	R/R	6-1	205	So./1L	Des Moines, Iowa (Dowling HS)
6	Tony Kemp	OF	L/R	5-6	160	So./1L	Franklin, Tenn. (Centennial HS)
7	Josh Lee	OF	R/R	6-0	200	So./1L	Franklin, Tenn. (Independence HS)
8	Riley Reynolds	IF	L/R	6-1	190	Sr./3L	Lee's Summit, Mo. (Blue Springs South HS)
10	John Norwood	OF	R/R	6-2	190	Fr./HS	Peapack, N.J. (Seton Hall Prep)
11	Tyler Beede	RHP	R/R	6-4	200	Fr./HS	Auburn, Mass. (Lawrence Academy)
12	Adam Ravenelle	RHP	R/R	6-2	185	Fr./HS	Sudbury, Mass. (Lincoln-Sudbury HS)
13	Anthony Gomez	IF	R/R	6-0	185	Jr./2L	Nutley, N.J. (Don Bosco Prep)
15	Will Johnson	OF	L/R	6-0	185	So./1L	Austin, Texas (Westwood HS)
17	Andrew Harris	IF	L/R	6-0	195	Jr./2L	Nashville, Tenn. (Montgomery Bell Academy)
18	Mike Yastrzemski	OF	L/L	6-0	180	Jr./2L	Andover, Mass. (St. John's Prep)
19	Steven Rice	LHP	L/L	5-8	180	So./1L	Crawfordsville, Ind. (Crawfordsville HS)
20	Connor Harrell	OF	R/R	6-3	215	Jr./2L	Houston, Texas (Kinkaid HS)
22	Philip Pfeifer	LHP	L/L	6-0	195	Fr./HS	Knoxville, Tenn. (Farragut HS)
24	Nevin Wilson	LHP	L/L	6-2	180	Fr./HS	Scottsdale, Ariz. (Chaparral HS)
25	D.J. Luna	IF	R/R	6-2	190	Jr./SQ	Franklin, Tenn. (Brentwood Academy/Samford)
27	Keenan Kolinsky	LHP	L/L	6-0	200	So./1L	Knoxville, Tenn. (Christian Academy)
28	Jared Miller	LHP	L/L	6-6	230	Fr./HS	Avon, Ind. (Avon HS)
33	Brian Miller	RHP	R/R	6-4	190	Fr./HS	Franklin, Tenn. (Independence HS)
34	Drew VerHagen	RHP	R/R	6-6	225	Jr./TR	Rockwall, Texas (Rockwall Heath HS/Navarro College)
35	Kevin Ziomek	LHP	R/L	6-3	200	So./1L	Amherst, Mass. (Amherst HS)
39	Sam Selman	LHP	L/L	6-3	190	Jr./2L	Austin, Texas (St. Andrews HS)
40	T.J. Pecoraro	RHP	R/R	6-0	165	So./1L	Dix Hills, N.Y. (Half Hollow Hills HS)
42	Joel McKeithan	IF	R/R	6-3	200	So./1L	Arden, N.C. (T.C. Robertson HS)
43	Zander Wiel	IF	R/R	6-3	235	Fr./HS	Murfreesboro, Tenn. (Blackman HS)
44	Chris Harvey	C	R/R	6-5	215	Fr./HS	Norristown, Pa. (Germantown Academy)
45	Drew Fann	C	R/R	6-4	205	Sr./3L	Murfreesboro, Tenn. (Oakland HS)
46	Will Clinard	RHP	R/R	6-4	230	Jr./2L	Cross Plains, Tenn. (East Robertson HS)
51	Jack Lupo	OF	R/R	6-2	185	Jr./1L	Indianapolis, Ind. (Cathedral HS/Air Force)
55	Conrad Gregor	IF	L/R	6-3	220	So./1L	Carmel, Ind. (Carmel HS)

Head Coach: 4 Tim Corbin (Ohio Wesleyan, 1984) - 10th Season at Vanderbilt

Assistant Coaches: 16 Derek Johnson (Eastern Illinois, 1993); 32 Josh Holliday (Oklahoma State, 2004)

Volunteer Coach: 30 Larry Day (Connecticut, 2007)

Athletic Trainer: Chris Ham (Illinois, 2005)

Strength Coach: Gabe Teeple (Tennessee Tech, 1999)

Baseball Operations: Daniel Harris (Vanderbilt, 2011)

Student Managers: Brad McDonough, Michael Portu and Luke Gude

Director of Video Operations: Will Hinson

Pronunciation Chart

Tyler Beede	bee-DEE
Connor Castellano	cast-a-LAH-no
Will Clinard	CLY-nerd
Vince Conde	con-DEE
Keenan Kolinsky	KO-lin-skee
Jack Lupo	loo-PO
T.J. Pecoraro	PEC-ah-raro
Philip Pfeifer	FIFE-er
Adam Ravenelle	rav-EN-ell
Drew VerHagen	ver-HAY-gen
Zander Wiel	wheel
Mike Yastrzemski	Ya-STREM-ski
Kevin Ziomek	ZO-mek

Alphabetical Roster

Tyler Beede 11	Andrew Harris 17	Brian Miller 33	Sam Selman 39
Connor Castellano 1	Chris Harvey 44	Jared Miller 28	Drew VerHagen 34
Will Clinard 46	Will Johnson 15	Spencer Navin 5	Zander Wiel 43
Vince Conde 3	Tony Kemp 6	John Norwood 10	Nevin Wilson 24
Will Cooper 2	Keenan Kolinsky 27	T.J. Pecoraro 40	Mike Yastrzemski 18
Drew Fann 45	Josh Lee 7	Philip Pfeifer 22	Kevin Ziomek 35
Anthony Gomez 13	D.J. Luna 25	Adam Ravenelle 12	
Conrad Gregor 55	Jack Lupo 51	Riley Reynolds 8	
Connor Harrell 20	Joel McKeithan 42	Steven Rice 19	



HAWKINS FIELD

Hawkins Field serves as the home of the Vanderbilt Commodores and with recently completed facilities it stands as one of the top college baseball parks in the country. Now in its 11th season of existence, Hawkins Field greets fans with chairback seats close to the field of play with bleacher seating in the outfield. The 35-foot Green Monster wall in left field promises unique opportunities for excitement and a first-rate field that prevents bad hops and promotes dazzling defensive gems from the infielders and outfielders alike.

With a brick and rod-iron fence design, Hawkins Field features a classic baseball park atmosphere coupled with a modern design that includes more than 2,200 chairback seats and a state-of-the-art press box. Still nestled along side Vanderbilt Stadium and Memorial Gymnasium on the west end of campus, the ballpark was constructed as the Commodores' first baseball-only facility in school history. It was built near the exact location of McGugin Field, which served as Vanderbilt baseball's home field for 76 years and part-time football practice field.

A \$4.5 million project to add on to Hawkins Field was completed in the Spring of 2006. Phase Two saw the addition of over 475 new stadium seats along the baselines.

Phase Three included the construction of a two-story complex along the third baseline, including locker rooms, a weight room, coaches' offices and a Hall of Fame. It was completed at the end of the 2006 season and now houses the team. The team also has a new pitcher's area enclosed in the football stadium next door, as well as a new indoor batting cage inside Memorial Gym.

In 2009, permanent bleacher seating was added in the outfield from the right field foul pole to the Green Monster wall in left. In addition, 200 chairback seats were added on the first base side and a new trainer's room was created along with renovated dugouts.

The complex is named for the Charles Hawkins Family. Charles Hawkins III, the stadium's namesake, was a long-time contributor to the Vanderbilt community, who graciously donated more than \$2 million to the stadium project. Sadly, he passed away on June 16, 2004, after his beloved Commodores ended one of their most successful seasons ever. A successful real estate developer, Hawkins played baseball and football for the Commodores from 1952-1954 and became the first Vanderbilt pitcher to earn All-Southeastern Conference honors. He was named to Vanderbilt's Athletic Hall of Fame in the fall of 2009. His father, Charles Hawkins II, lettered in both baseball and football at Vanderbilt in the mid-1920s.



Hawkins Field Facts

- ★ Officially dedicated April 27, 2002
- ★ Capacity (3,626) – 2,200 chairback seats; 1,426 bleacher seats
- ★ Vanderbilt owned a 33-4 record at home in 2011
- ★ There have been 81 total sellouts in the stadium's history.
- ★ VU owns a .726 all-time winning percentage (246-93) at Hawkins Field.

Yearly Records at Hawkins Field

2011.....33-4	2005.....23-12
2010.....37-6	2004.....28-5
2009.....22-11	2003.....19-10
2008.....22-9	2002.....15-20
2007.....34-4	Totals.....246-93 (.726)
2006.....23-12	

Hawkins Field Attendance Records

Single Game

1. 3,700.....	Tennessee	May 16, 2009
3,700.....	Tennessee	May 15, 2009
3,700.....	Florida.....	April 4, 2009
4. 3,693.....	Arkansas.....	May 22, 2010
5. 3,645.....	Tennessee	April 29, 2011
6. 3,541.....	Florida.....	May 13, 2011
3,541.....	LSU.....	April 23, 2011
3,541.....	LSU.....	April 22, 2011
9. 3,532.....	Michigan*.....	June 4, 2007
3,532.....	Michigan*.....	June 3, 2007
3,532.....	Austin Peay*.....	June 3, 2007
3,532.....	Michigan*.....	June 2, 2007
3,532.....	Austin Peay*.....	June 1, 2007

*- NCAA Regional in which portable seating was brought in.

Three-Game Series

1. 10,338.....	Tennessee	May 14-16, 2009
2. 10,133.....	Tennessee	April 29-May 1, 2011
3. 10,009.....	Florida.....	May 13-15, 2011
4. 9,788.....	LSU.....	April 22-24, 2011
5. 9,616.....	Alabama.....	April 8-10, 2011
6. 8,628.....	Florida.....	April 3-5, 2009
7. 8,606.....	Mississippi State.....	March 13-20, 2011
8. 8,489.....	Mississippi State.....	April 24-26, 2009

HAWKINS FIELD RE-



Vanderbilt Individual Game Highs

Batting

At bats	9	Anthony Gomez vs. Louisville (5/11/10)
Runs scored	5	Brian Harris vs. Georgia (4/30/10)
Hits	5	3 times Last time- Alex Feinberg vs. Arkansas (3/29/08)
RBIs	7	Dominic de la Osa vs. Georgia (4/16/06) Karl Nonemaker vs Kentucky (5/12/02)
Doubles	2	52 times
Triples	1	64 times
Home runs	3	Aaron Westlake vs. Oregon State (6/11/11)
Total bases	12	Aaron Westlake vs. Oregon State (6/11/11)
Walks	3	23 times
Strikeouts	4	Jason Esposito vs. Ole Miss (3/13/09)
Sac hits	3	Riley Reynolds vs. UIC (3/6/09)
Sac flies	2	5 times Last time- Anthony Gomez vs. Troy (6/4/11)
Stolen bases	3	8 times Last time-Jonathan White (3/8/09)
Hit by pitch	2	27 times
Caught stealing	2	3 times Last time - Spencer Navin vs. Tennessee Tech (3/22/11)
Runners LOB	10	Curt Casali vs. LSU (4/24/11)

Fielding

Putouts	21	Shea Robin vs. Austin Peay (6/1/07)
Assists	11	Ryan Klosterman vs East Tenn. State (2/18/03)
Errors	3	Bryan Johns vs. Western Kentucky (3/16/10) Cesar Nicolas vs West Virginia (2/16/02)
Passed balls	3	Aaron Westlake vs. UIC (3/5/09) Brian Hernandez vs. LSU (5/1/05) Sean Luellwitz vs West Virginia (2/17/02)

Pitching

Innings pitched	10.0	David Price vs. Ole Miss (3/16/07)
Strikeouts	17	David Price vs. Austin Peay (6/1/07) David Price vs. Arkansas (4/7/06)
Wild pitches	3	2 times Last time - Sonny Gray vs. Alabama (4/8/11)

Vanderbilt Team Superlatives

Batting

At bats	63	vs. Louisville (5/11/10)
Runs scored	21	vs. Niagara (2/21/10)
Hits	24	vs. Niagara (2/21/10)
RBIs	20	vs. Niagara (2/21/10)
Doubles	10	vs. Connecticut (3/1/02)
Triples	3	vs. Georgia (3/26/04)
Home runs	4	vs. Mississippi State (4/26/09) vs. Tennessee Tech (4/25/07) vs. Western Kentucky (4/11/06)
Total bases	35	vs. Kentucky (5/12/02)
Walks	11	vs. Georgia (4/30/10)
Strikeouts	15	vs. Florida (5/15/11)
Sac hits	4	vs. Belmont (2/23/11)
Sac flies	5	vs. Vermont (3/1/09)
Stolen bases	8	vs. Southern Illinois (2/22/04)
Hit by pitch	6	2 times Last time - vs. Middle Tennessee State (4/5/11)
Caught stealing	4	vs. Tennessee Tech (3/22/11)
Runners LOB	17	vs. LSU (4/24/11)
Hit into DP	5	vs. Niagara (2/21/10)

Fielding

Putouts	51	vs. Louisville (5/20/10)
Assists	22	vs. Louisville (5/20/10)
Errors	5	vs. Belmont (3/13/02)
Passed balls	3	3 times vs. UIC (3/5/09)
DPs turned	3	12 times Last time-vs Florida (5/14/11)

Pitching

Innings pitched	17	vs. Louisville (5/11/10)
Walks allowed	10	vs. Kentucky (4/30/06)
Strikeouts	22	vs. Austin Peay (6/1/07)
Hits allowed	21	vs. Baylor (3/12/05)
Wild pitches	4	3 times Last time- vs. Iowa (3/1/08)
Hit batters	5	vs. Middle Tennessee (3/26/08)

Miscellaneous Records

Win-Loss	246-93 (72.6%)
Most Wins in a Season	37 (2010)
Most Losses in a Season	12 (2005 and 2006)
Longest Win Streak	15 games (2/18/07 - 3/16/07)
Longest Losing Streak	Three Games, Five times; (last 5/14/09-5/16/09)
Largest Attendance	3,700 (Three Times) Last time-vs. Tennessee (5/16/09)
Longest Game (Time)	5:33 vs. Louisville (5/11/10)
Shortest Game - 9 Innings (Time)	1:58 vs. Belmont (3/30/04)

Longest Game (Innings)	17.0 vs. Louisville (5/11/10)
Shortest Game (Innings)	Five innings, vs. Evansville (4/17/02)
Most Combined Runs	33, South Carolina (20), Vanderbilt (13) (4/14/02)
Most Combined Hits	37, Vanderbilt (24), Niagara (13) (2/21/10)
Most Combined Errors	9, Belmont (5), Vanderbilt (4) (3/13/02)
Largest Margin of Victory	18 vs. Niagara (VU 21, Niagara 3) (2/21/10)
Largest Margin of Defeat	15 vs. Western Kentucky (WKU 17, VU 2) (3/16/10)



Hawkins Field during the 2011 NCAA Regional, the second Regional hosted in the stadium.




SEASON PREVIEW

Vanderbilt enters the 2012 season with a lot of new faces on the roster after the team's historic 2011 season ended at the College World Series last June. On the way to Omaha, the Commodores captured a share of the Southeastern Conference crown, matched school records with 54 wins and 22 SEC wins, set the SEC record with 12 players selected in the major league baseball draft, hosted a Super Regional for the first time in school history and finished the season as a consensus top four team in the nation. Returning are some of the top players in the conference with All-SEC selections Tony Kemp and Conrad Gregor and two-year starters Connor Harrell, Mike Yastrzemski, Anthony Gomez and Riley Reynolds. However, this season youth will be served with 23 underclassmen (11 sophomores, 12 freshmen) on a 33 player roster.

"It's a team that is going to continually get better as time goes on," Head Coach Tim Corbin explains. "We definitely have some experience in certain areas and many kids in this program have been exposed to winning at a high level. When you lose that many kids to professional baseball, it's only natural that you may be left exposed in spots, but that will only be for a short time. The younger group of kids are talented... it's time and patience."

After losing 15 players from last season's roster, the Commodores reloaded with the No. 1 recruiting class in the nation last year according to *Baseball America*. The class features 12 freshmen and one junior college transfer.

"We are very fortunate to have some of these young kids at this point of our program," Corbin says. "Tyler Beede's decision to come to school strengthened our pitching staff tremendously as did John Norwood's in the outfield. And Chris Harvey's academic platform allowed him to attend school a year early... this ended up being very crucial for us in the catching position. Philip Pfeiffer is a winning player and makes us better immediately. Adam Ravenelle, Brian Miller, Jared Miller and Nevin Wilson all have bright futures on the mound. Will Cooper, Vince Conde, Connor Castellano and Zander Wiel can all swing the bat and give us good depth offensively and possible playing potential right way."



Freshman Tyler Beede headlines the Commodores' top-ranked recruiting class.

PITCHING

Last year's team was dominant on the mound, shattering the school record with a 2.44 team ERA and leading the SEC in the category; but seven pitchers from that squad now get paid to play, including two first round picks in Sonny Gray and SEC Pitcher of the Year Grayson Garvin.

"We are all aware of the fact that we lost a lot of quality arms from last year's group but that will be a great thing for the kids who have been very patient waiting their turn," Corbin explains.

Sophomores Kevin Ziomek and T.J. Pecoraro boast the most starts among returning pitchers with five and six starts respectively during their Freshman All-American campaigns last season. However, Pecoraro is recovering from Tommy John surgery and his availability is unknown. Ziomek is expected to lead the staff along with junior left-hander Sam Selman. A pair of junior right-handers in Will Clinard and transfer Drew VerHagen could make a push for a starting spot. Clinard led the Dorees with 35 appearances last season and was the only Commodore to turn down professional baseball last summer, opting not to sign with the Minnesota Twins as a 30th round selection.



Sophomore Kevin Ziomek earned Freshman All-American honors last season pitching in 27 games for the Dorees.

"Sam Selman and Kevin Ziomek have emerged as starting candidates, while Will Clinard and junior college transfer Drew VerHagen will also be in that mix," Corbin says. "If T.J. Pecoraro returns, then it will add to a pretty good core of arms. It also opens up the opportunity for some talented kids to grow very early in their careers."

Only six Commodores started a game last season with the combination of Gray, Garvin and Taylor Hill starting every weekend game during the regular season. With so many available innings the team will have to turn to a talented group of freshmen to fill the void.

"Beede, Pfeiffer and both Brian and Jared Miller have been consistent enough during the fall to earn some quality innings."

The bullpen is in similar shape to the starting rotation with the departure of Mark Lamm, Corey Williams and Navery

SEASON PREVIEW




Junior Sam Selman is slated to be part of the Commodores' rotation in 2012.

Moore. But just like the rotation, the cupboard is not bare for Corbin and Associate Head Coach/Pitching Coach Derek Johnson.

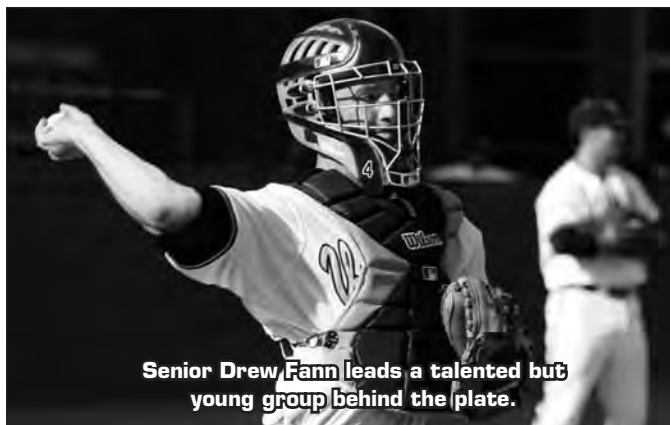
A pair of lefties in Keenan Kolinsky and Steven Rice will be counted on to get outs on a regular basis for the first time in their young careers. The duo combined to pitch in just five games last season. Nevin Wilson, another southpaw, could emerge to soak up innings along with fellow freshman Adam Ravenelle. Both were 44th round selections in last summer's draft.

"Keenan Kolinsky and Steven Rice are now in a position to possibly hold sufficient roles out of the bullpen," Corbin says. "Wilson and Ravenelle's development during the spring will determine the roles that they will fill."

The closer role will also have a new face with the departure of the aforementioned Moore, who matched the school record with 11 saves last season. VerHagen is expected to get first crack at the job with freshmen Philip Pfeifer and Brian Miller in the mix along with Clinard.



Junior Will Clinard earned the win that sent the Commodores to Omaha last season and will be counted on heavily this season.



Senior Drew Fann leads a talented but young group behind the plate.

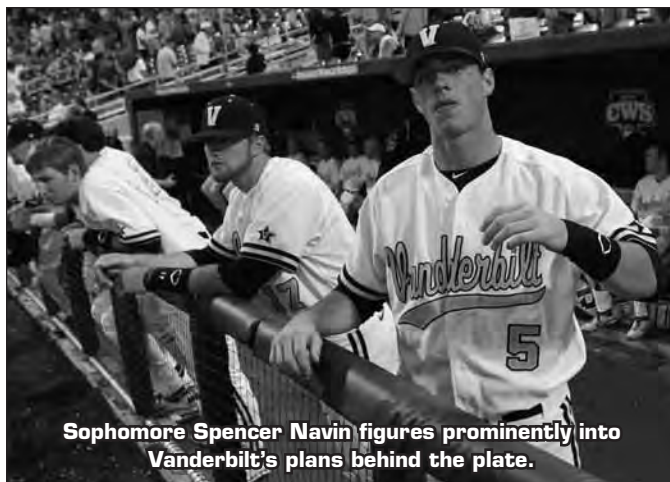
CATCHING

Replacing the departed Curt Casali behind the plate will not be easy for the Commodores in 2012. Casali started 63 games a year ago, including 58 at catcher leaving just six starts for Drew Fann and two for Spencer Navin.

Fann returns for his fifth year in the program this season and will be counted on as a leader for the young squad. Navin is expected to open the season atop the depth chart despite being slowed down by a hand injury in the fall. Freshman Chris Harvey joins the group a year earlier than expected. Harvey graduated high school a year early and enrolled at Vanderbilt last fall, adding a powerful bat to the Commodores' roster.

"Catching is a position that we feel pretty good about. When you have a kid that has caught in your program for five years like Drew Fann, it is like adding another coach to your staff," Corbin says. "Drew understands Coach Johnson and our pitchers very well. He is a valuable resource to the pitchers as well as Navin and Harvey. Both Spencer and Chris possess overriding catcher tools that will make each kid very effective in time – they just need reps at this point."

Another freshman, Will Cooper, is expected to receive reps behind the plate as well.



Sophomore Spencer Navin figures prominently into Vanderbilt's plans behind the plate.




SEASON PREVIEW

INFIELD

The infield possesses two of the most experienced players on the roster in Anthony Gomez and Riley Reynolds but will also welcome two new faces. Gomez and Reynolds form one of the better up-the-middle duos in the SEC, having played in a combined 291 games during their Vanderbilt careers. Gomez will be expected to man shortstop and a spot near the top of the lineup after hitting .336 last season. He was one of four Commodores to play in all 66 games last year, earning starts every outing. After suffering through a sophomore slump, Reynolds reemerged last season to hit .331 and make 50 starts. The sure-handed senior made only one error last season, posting a .995 fielding percentage.

"We are fortunate that we return both players up the middle. Riley is as consistent as any player that we have had and Anthony played the shortstop position very well in his first year," Corbin says.

The corner infield positions must replace a pair of All-Americans and two of the better players in Vanderbilt his-



Senior Riley Reynolds is one of two returning infield starters for the Does.



Freshman All-American Conrad Gregor is expected to take over at first base this season.

tory in Jason Esposito and Aaron Westlake. In 2011, the two combined to hit 27 of Vanderbilt's 51 home runs, drive in 115 runs, score 114 runs, collect 177 hits and start every game while hitting in the middle of VU's lineup. Defensively, the pair was just as important with Esposito manning the hot corner and Westlake at first base. Luckily, the Commodores

can plug in Freshman All-American Conrad Gregor at first base. Gregor led the Commodores with a .353 batting average in his first year on West End. Gregor's first collegiate hit was a home run against Stanford. He started 49 games last season, including 46 as the designated hitter, but none at first base. Junior Andrew Harris adds depth behind Gregor at first base.

Across the diamond sophomore Joel McKeithan and freshman Vince Conde will battle for playing time at third base. McKeithan played in just six games during his freshman campaign with all his defensive work coming at shortstop. However, defense is McKeithan's calling card with his good hands and strong, accurate arm. Conde enters the picture with a chance to bring some power to the position having showed the ability to hit the ball out of the ballpark in the fall.

"The positions that we have to fill are third and first base," Corbin says. "Conrad Gregor and Andrew Harris will both compete for the first base spot while McKeithan and Conde will look to fill the void at 3rd base. Infield defense has always been a strength for us and I believe in time, this infield will be reflective of that."

Freshman Connor Castellano could work his way into the lineup with his left-handed bat at third or second base. The hard-nosed D.J. Luna will battle for playing time at second base after sitting out last season as a transfer from Samford, where he played football. Freshman Zander Wiel will join Harris as a back up to Gregor at first base but could warrant playing time if his bat develops this spring.



Sophomore Joel McKeithan will challenge for the third base job this season.



Junior Anthony Gomez will man shortstop for VU for the second straight season.

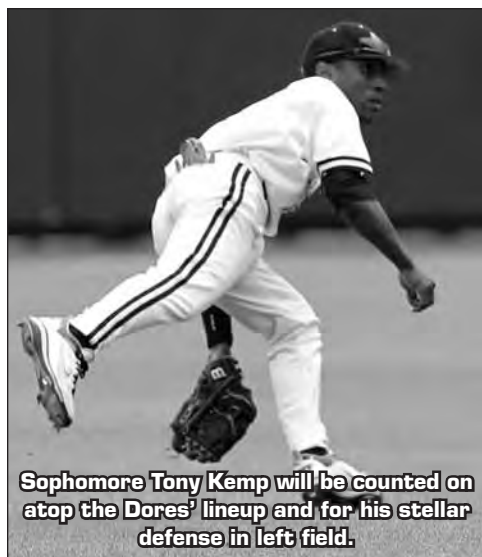
SEASON PREVIEW



OUTFIELD

The outfield figures to be one of the Vanderbilt team strengths with all three starters returning from last year's squad in Tony Kemp, Connor Harrell and Mike Yastrzemski.

"This may be the strongest area of the team. It is certainly the area of the field where we have the most experience. All three kids from last year's CWS team are back – these kids are athletic, they can run, they possess strong arms and they are intelligent. Not to mention that our fourth outfielder, Jack Lupo, is one of the best athletes on the team."



Sophomore Tony Kemp will be counted on atop the Dores' lineup and for his stellar defense in left field.

Reigning SEC Freshman of the Year and Freshman All-American Kemp returns to left field and the top of the Vanderbilt lineup. Kemp enjoyed one of the best seasons by a freshman in school history hitting .329 in 65 games and leading the team with seven triples.

The dynamic left fielder earned the reputation of an outstanding outfielder and the offensive catalyst for VU during his first season by making multiple diving catches, scoring 58 runs and stealing 17 bases.

Harrell endured an up and down 2011 but ended the season on a high note joining Kemp on the All-Tournament Team at the College World Series. Harrell's performance in Omaha was impressive with the slugger belting the first College World Series home run in the new TD Ameritrade Park and later hitting a second round-tripper. The long ball became a major part of Harrell's game down the stretch for VU hitting eight of his nine home runs for the season over the team's final 26 games.



Junior Connor Harrell has started in center field since his freshman season.

Yastrzemski started every game as a sophomore last season and was the only Commodore to garner starts at all three outfield positions (59 in right field, five in center field and two in left field). Yastrzemski led the Dores with 23 stolen bases and scored 60 runs, second-most on the team.

Lupo will serve as the team's fourth outfielder and back up all three positions. Sophomores Josh Lee and Will Johnson will compete with freshman Will Cooper for playing time.



Junior Mike Yastrzemski led Vanderbilt with 23 stolen bases and started at all three outfield positions in 2011.

DESIGNATED HITTER

Vanderbilt used the designated hitter last season to get Conrad Gregor's bat into the lineup, and Gregor produced a spectacular season, leading the team with a .353 batting average as a Freshman All-American. This season, however, Gregor is scheduled to be the team's first baseman, leaving the DH spot open.

The Dores' top two options are junior Jack Lupo and freshman Chris Harvey. The pair brings differing offensive games to the table with Lupo bringing contact and speed while Harvey brings a load of potential power to the lineup.

"I would imagine that we will take Jack Lupo, Chris Harvey and one of the left-handed hitters and use them at this spot right now. Jack is athletic and is a skilled offensive player. Harvey is going to be a very good hitter; he showed this ability in the fall."

Sophomore Will Johnson and freshman Connor Castellano, both left-handed bats, will compete for at-bats during the season. Johnson had a strong summer, earning an All-Star nod in the New England Collegiate Baseball League.



Junior Jack Lupo will compete for playing time in the outfield and at-bats as the team's DH.



COACHING STAFF

4 Tim Corbin - Head Coach



Head Coach Tim Corbin begins his 10th season at the helm of the Vanderbilt baseball program. During his tenure Corbin has turned the Commodores into a national power and taken the program to unprecedented success leading Vanderbilt to the College World Series for the first time in 2011 and winning a share of the Southeastern Conference title along the way.

The Commodores' magical run to Omaha saw several school records equaled or passed. VU won 54 games to match the school record set in 2007 and set the SEC record with 12 players selected in the Major League Baseball draft.

Hawkins Field hosted the NCAA Regional round for just the second time in history and Super Regionals for the first time with the Commodores sweeping through both rounds en route to the College World Series. Individual awards supplemented the team's success with Grayson Garvin earning SEC Pitcher of the Year and Tony Kemp picking up SEC Freshman of the Year honors. Garvin became the second VU pitcher to earn the prestigious league award joining David Price while Kemp is the second Commodore to be named the league's freshman of the year along with Pedro Alvarez. All four awards have come under Corbin's watch. Sonny Gray, Jason Esposito, Aaron Westlake and Garvin all garnered All-American honors with Kevin Zimek, T.J. Pecoraro, Conrad Gregor and Kemp being named Freshmen All-American.

Corbin's overall record of 376-189 (.665) is second all-time in terms of wins at Vanderbilt, and first in terms of winning percentage for coaches with 100 games or more.

The 2010 Commodores racked up the second-most wins in school history finishing the year with a 46-20 mark, eventually falling at Florida State in the third game of the Super Regional. In order to get to Florida State the team advanced out of the Louisville regional, a place that saw the Commodores' 2009 season end. During the regular season, Corbin led the Commodores to a 16-12 mark, good enough for third in the Southeastern Conference East division behind Florida and eventual national champion South Carolina.

In 2009, Corbin took a young squad with seven new offensive starters and molded them into a team that finished with a 37-27 record and runner-up finishes in the SEC tournament and the NCAA Louisville Regional. The 2009 draft saw six Commodores selected, highlighted by junior pitcher Mike Minor's selection with the seventh overall pick by the Atlanta Braves. His selection marked the fifth time in the last three seasons a Vanderbilt player has been picked in the first round.

In 2008, Corbin guided the Commodores to their second straight 40-win season (41-22) and third consecutive appearance in the NCAA tournament. The Commodores battled through the first half of the season without the services of Preseason Player of the Year Pedro Alvarez and managed to record road sweeps over Mississippi State and Tennessee for the first time in school history.

The 2008 draft saw eight Commodores selected, highlighted by Pedro Alvarez who was taken with the second overall pick by the Pittsburgh Pirates. Vanderbilt became the first school in draft history to have the first overall pick (David Price in 2007) and second overall pick in consecutive drafts, an indication of the talent Corbin has brought into the program over the last six years.

In 2007, Corbin guided the Commodores to their best season ever, finishing with a school record 54 wins. The team also achieved a No. 1 national ranking for the first time in school history and held that honor for 13 of 15 weeks during the regular season.

THE CORBIN FILE

10TH SEASON AT VANDERBILT

Tim Carter Corbin

Born

August 5, 1961 at Wolfeboro, N.H.

Hometown

Wolfeboro, N.H.

Family

Maggie (wife), daughters Molly (27) and Hannah (24)

Education

College

Ohio Wesleyan

Degrees

Master of Arts in Athletic Administration, 1986

Bachelor of Arts in Physical Education, 1984

High School

Kimball Union Academy, 1980
Kingswood Regional HS, 1979

Playing Experience

Ohio Wesleyan, 1981-84
(Four-year letterman as an infielder and catcher)

Coaching Experience

Vanderbilt Head Coach
2003-Present

Clemson Associate Head Coach
2001-02

Clemson Assistant Head Coach
1998-2001

Clemson Assistant Coach
1994-98

Presbyterian College Head Coach
1988-93

Wofford Assistant Coach
1987

Ohio State Graduate Asst. Coach
1985-86

COACHING STAFF



The Vanderbilt baseball team also swept through the Southeastern Conference, winning both the regular season and tournament crown for the first time ever, and it marked the first time an SEC team had done it since 1996. The team lost only one conference series the entire season against SEC West Division winner Arkansas in Fayetteville and avenged the series loss by defeating the Razorbacks in the SEC tournament title game.

The conference recognized Corbin for the work he had done, naming him SEC Coach of the Year. Corbin also picked up Co-National Coach of the Year by College Baseball Insider and regional coach of the year honors by the American Baseball Coaches Association.

The Commodores hosted their first ever NCAA regional as the No. 1 National Seed and arrived as a power in college baseball. Corbin's success and methods of running the Vanderbilt program has earned him respect among the college and international baseball communities. In the summer of 2006 he managed the USA Baseball National Team to a 28-2-1 record that culminated with a gold medal finish at the FISU (International University Sports Federation) World University Championship in Havana, Cuba. The .919 winning percentage set a new national team high and it garnered special recognition by the United States Olympic Committee.

In 2006 he guided a youthful Commodore squad to a 38-27 record and sixth-place finish in the rugged Southeastern Conference. The team was the youngest team in the league, with seven everyday starters being freshmen or sophomores. For the second time in three seasons, Corbin guided the team to the SEC Tournament Championship game and the young squad also gained valuable NCAA experience after advancing to the championship round of the Atlanta Regional. The 2006 team posted impressive series wins over College World Series participant Georgia, Super Regional participants South Carolina and Ole Miss, and took series on the road against Florida and LSU. The team handed LSU its worst conference loss at home in school history in the process. In addition to on the field successes, the baseball program itself has had significant upgrades to the facilities with a new fieldhouse, complete with new locker rooms for players, coaches and Commodore alums playing professional baseball. Also included are coach's offices, a classroom that overlooks Hawkins Field and a new weight room.

In 2009 permanent seats in the outfield pushed Hawkins Field seating capacity to double the amount when Corbin arrived in 2003. These upgrades reinforce the excitement and commitment made to the baseball program due to the successes Tim Corbin has achieved as well as those he will strive to accomplish in the future. He has already pushed the program to its most successful season, rewritten a significant portion of its record book and ascended to the ranks of Southeastern Conference and national powers. For him, such excellence has been a constant in a career that covers three decades in both the collegiate and international baseball ranks.

Corbin, along with his coaching staff, are a tireless group that saw their recruiting efforts pay in 2005 as their recruiting class was labeled the nation's best by Baseball America. Professional baseball has also taken notice of the program as 33 VU players have been drafted over the last five years, including five first round picks.

In 2005, Corbin directed the squad to its second consecutive 30-win season, an achievement that had not been done in over 15 years. The campaign was highlighted with series wins over Alabama, Mississippi, South Carolina and College World Series participant Tennessee.

In 2004, Corbin not only directed the Commodores to their first NCAA Tournament appearance in 24 years, he guided them to their first-ever Super Regional as they swept through the Charlottesville Regional with victories over George Mason, Princeton and host Virginia. In the Super Regional they fell to the eventual national runner-up, Texas, but still carved out a piece of history as the first team in NCAA baseball history to make it that far one year after having finished with a sub-.500 record. Along the way Vanderbilt racked up 45 wins, was the only team to rank among the SEC's top five in earned run average (first), batting average (fourth) and fielding percentage (first), and finished with a .703 winning percentage, which was third-best in the highly competitive conference, which sent nine schools to the NCAA Tournament. The Commodores' school-record .978 fielding percentage was second in the nation, and their 30 error-free games were 11 more than the previous season.

Before Corbin was hired as the 21st coach in program history, Vanderbilt had not earned a spot in the conference tournament in a decade but made the post-season tournament in 2004. During the 2004 regular season, Vanderbilt swept a series against Mississippi State for the first time. It was one of three conference whitewashes and one of five series wins in all. His efforts earned him the 2004 Vanderbilt Coach of the Year award and a nomination for the Nashville Sports Council's Sports Person of the Year. Plus, a school-record five players were named to the SEC All-Tournament team, five players were drafted on the first day and seven VU players in all were chosen in the Major



A DECADE OF EXCELLENCE - Head Coach Tim Corbin was introduced as Vanderbilt's 21st head coach on June 27, 2002.



COACHING STAFF



The Corbin Family - Hannah, Maggie, Tim and Molly

League Baseball Draft, topped by No. 6 overall pick pitcher Jeremy Sowers.

His first Vanderbilt team in 2003 finished 27-28 overall and 14-16 in the SEC, good enough for second in the Eastern Division. It earned a conference tournament berth with a season-ending sweep of Tennessee capped by a dramatic ninth-inning rally in the finale. The overall and conference victory totals were the most by a first-year Vanderbilt coach and were made more impressive by the fact that the Commodores were 12-5 in one-run games. That squad set then school records for fielding percentage (.972), fewest errors in a season (60), most saves in a season (15) and fewest walks allowed in a season (168) -- all of which were bettered in 2004. The team notched series victories over nationally ranked conference foes LSU, Auburn and Florida, each of which was ranked among the top 15 at the time. Plus, on May 6, 2003, Vanderbilt recorded the first perfect game in school history, which was a collective effort. Four different pitchers contributed to the 4-0 victory over Western Kentucky University.

Corbin came to Vanderbilt following nine seasons as an assistant coach at baseball power Clemson. During his time there (1994-2002) the Tigers had more victories than all but four programs. Clemson won more than 71 percent (434 wins, 172 losses) of its games, captured two Atlantic Coast Conference regular season titles, made nine appearances in the NCAA Tournament and reached the College World Series four times (1995, 1996, 2000, and 2002). The Tigers ended the 2002 season with their ninth consecutive top 25 finish and their sixth top 10 finish since 1994. Corbin was promoted twice during his tenure. He received the title of assistant head coach in 1998 and in September 2001 became associate head coach and recruiting coordinator. Along the way, he crafted a national reputation as one of the most respected assistant coaches in the country. His efforts helped produce nine straight recruiting classes that were ranked among the top 25 nationally. His on-field work with outfielders and hitters helped 20 Clemson players earn All-America honors and 36 to be drafted to play professional baseball.

Corbin's dedication and attention to detail caught the eye of the national baseball publication Baseball America on numerous occasions. In 1997, it touted the Clemson coaching staff as one of the top five "College Recruiting Staffs" in the country. It later tabbed the 1999 Tiger freshmen class as No. 1 nationally. In 2000, Baseball America and the American Baseball Coaches Association named Corbin its National Assistant Coach of the Year. Also in 2000, Southern California head coach Mike Gillespie served as skipper of the USA Baseball team and chose Corbin as an assistant for his staff. That group guided the Americans to a gold-medal finish at the World Championships in the Netherlands, and that team set a national program record for best winning percentage (.900).

Prior to his tenure at Clemson, Corbin was head coach at Presbyterian College for six seasons beginning in 1988. There he restarted a baseball program that had been dormant for several years. He directed Presbyterian College from NAIA to NCAA Division II status and had a 106-138 overall record. Along the way, the Blue Hose made three consecutive appearances in the South Atlantic playoffs (1991-93), and Corbin earned South Atlantic Coach of the Year honors in 1990.

Corbin by the Numbers

376 wins at Vanderbilt makes him the

second-winningest coach in school history.

232 wins over the last five years ranks second in the SEC during that span.

129 of Corbin's players and recruits have been drafted by MLB in his career, including **96** while at VU.

120 SEC All-Academic selections during Corbin's tenure.

18 Vandy players have been selected as All-Americans.

15 Dores have earned Freshman All-American honors.

EIGHT Commodores have been drafted in the first round, including **FIVE** in the Top 10 picks.

SEVEN trips to the NCAA Tournament under Corbin. Vanderbilt had made the tournament just three times prior to his arrival.

THREE Summer League Players of the Year in the past six years.

THREE Super Regionals in the Corbin-Era are the only three in VU history.

ONE MLB first round pick has pitched in the weekend rotation in every year since Corbin's arrival.

COACHING STAFF



Corbin's Players and Recruits Drafted by Major League

2010 Draft		
Sonny Gray, RHP	Oakland	First Round (18th overall)
Tyler Beede, RHP	Toronto	First Round (21st overall)
Kevin Comer, RHP	Toronto	First Round (57th overall)
Grayson Garvin, LHP	Tampa Bay	First Round (59th overall)
Jason Esposito, IF	Baltimore	Third Round
Jack Armstrong, RHP	Houston	Third Round
Aaron Westlake, IF	Detroit	Third Round
Corey Williams, LHP	Minnesota	Third Round
Taylor Hill, RHP	Washington	Sixth Round
Mark Lamm, RHP	Atlanta	Sixth Round
Curt Casali, C	Detroit	10th Round
Shawon Dunston Jr., OF	Chicago (NL)	11th Round
John Norwood, OF	Toronto	12th Round
Navery Moore, RHP	Atlanta	14th Round
Will Clinard, RHP	Minnesota	30th Round
Philip Pfeifer, LHP	Texas	44th Round
Adam Ravenelle, RHP	New York (AL)	44th Round
Nevin Wilson, LHP	Philadelphia	44th Round
Joe Loftus, OF	Arizona	46th Round

2010 Draft		
Drew Hayes, RHP	Cincinnati	11th Round
Kevin Ziomek, LHP	Arizona	13th Round
Aaron Westlake, IF/OF	Toronto	22nd Round
Taylor Hill, RHP	Cleveland	30th Round
Russell Brewer, RHP	Colorado	31st Round
Andrew Giobbi, C	Seattle	32nd Round
Joel McKeithan, IF	Colorado	39th Round
Conrad Gregor, IF/OF	Chicago (AL)	40th Round
Chase Reid, RHP	St. Louis	41st Round
Robert Hansen, RHP	St. Louis	45th Round
T.J. Pecoraro, RHP	Houston	48th Round

2009 Draft		
Mike Minor, LHP	Atlanta	First Round (7th Overall)
Caleb Cotham, RHP	New York (AL)	Fifth Round
Nick Christiani, RHP	Cincinnati	13th Round
Sam Selman, LHP	Los Angeles (AL)	14th Round
Steven Liddle, OF	Minnesota	15th Round
Drew Hayes, RHP	Seattle	22nd Round
Regan Flaherty, INF/OF	Seattle	28th Round
Michael Yastzanski, OF	Boston	36th Round
Jonathan White, OF	Arizona	40th Round

2008 Draft		
Pedro Alvarez, 3B	Pittsburgh	First Round (2nd Overall)
Ryan Flaherty, SS	Chicago (NL)	First Round
Brett Jacobson, RHP	Detroit	Fourth Round
Ryan Westmoreland, OF	Boston	Fifth Round
Jason Esposito, SS	Kansas City	Seventh Round
Dominic de la Osa, OF	Minnesota	11th Round
David Macias, OF	Chicago (NL)	19th Round
Shea Robin, C	Houston	20th Round
Navery Moore, RHP	Boston	26th Round
Sonny Gray, RHP	Chicago (NL)	27th Round
Matt Marquis, OF	Boston	28th Round
Joe Loftus, 3B	Minnesota	29th Round
Nick Christiani, RHP	Cleveland	32nd Round
Jack Armstrong, RHP/INF	Texas	36th Round
Will Clinard, RHP	Los Angeles (NL)	37th Round
Alex Feinberg, 2B	Colorado	43rd Round
Grayson Garvin, LHP	Houston	45th Round

2007 Draft		
David Price, LHP	Tampa Bay	First Round (1st Overall)
Casey Weathers, RHP	Colorado	First Round (8th Overall)
Dominic de la Osa, INF/OF	Detroit	10th Round
Cody Crowell, LHP	Toronto	14th Round
Ty Davis, RHP	Arizona	22nd Round
Tyler Rhoden, RHP	Cincinnati	22nd Round
Jonathan White, OF	Milwaukee	24th Round
Stephen Shao, LHP	Colorado	26th Round
Kellen St. Luce, LHP	Florida	37th Round
Chase Reid, RHP	Milwaukee	42nd Round
Sean Bierman, LHP	Cincinnati	42nd Round
Joey Manning, OF	Philadelphia	47th Round

2006 Draft		
Mike Minor, LHP	Tampa Bay	13th Round
Matt Buschmann, RHP	San Diego	15th Round

Brian Hernandez, C	San Diego	19th Round
Casey Weathers, RHP	Detroit	25th Round
Greg Moviel, LHP	Seattle	26th Round

2005 Draft		
Kyler Burke, OF	San Diego	First Round (35th Overall)
Jensen Lewis, RHP	Cleveland	Third Round
Ryan Mullins, LHP	Minnesota	Third Round
Mike Baxter, 1B	San Diego	Fourth Round
Jeff Sues, RHP	Pittsburgh	Fifth Round
Ryan Rote, RHP	Chicago	Fifth Round
Brett Jacobson, RHP	Arizona	11th Round
Pedro Alvarez, INF	Boston	14th Round
Warner Jones, INF	Detroit	17th Round
Tony Mansolino, INF	Pittsburgh	26th Round
Antoan Richardson, OF	San Francisco	35th Round
Bobby Kennedy, LHP	Philadelphia	39th Round
Kurt Lipton, OF	San Francisco	40th Round
Diallo Fon, OF	New York (AL)	49th Round

2004 Draft		
Jeremy Sowers, LHP	Cleveland	First (6th Overall)
Kyle Waldrop, RHP	Minnesota	First (25th Overall)
Cesar Nicolas, 1B/DH	Arizona	Fifth Round
Ryan Klosterman, SS	Toronto	Fifth Round
Antoan Richardson, OF	Arizona	13th Round
Jeff Sues, RHP	Cleveland	14th Round
David Price, LHP	Los Angeles (NL)	19th Round
Jonathan Douillard, C	Chicago (NL)	28th Round
Ryan Davis, INF	Tampa Bay	36th Round
Ryan Rote, RHP	New York (AL)	37th Round
Dominic de la Osa, INF	Detroit	49th Round

2003 Draft		
Robert Ransom, RHP	Chicago (NL)	23rd Round
Steven Jackson, RHP	Cleveland	32nd Round
Greg Del George, INF	Chicago (AL)	46th Round

2002 Draft		
Khalil Greene, INF	San Diego	First Round (13th Overall)
Michael Johnson, INF	San Diego	Second Round
Jeff Baker, INF	Colorado	Fourth Round
William Lamura, RHP	Chicago (AL)	Fifth Round
Matt Henrie, RHP	Arizona	Seventh Round
Stephen Reba, RHP	Colorado	21st Round
Jarrod Schmidt, RHP	Cincinnati	24th Round
Ryan Childs, RHP	Baltimore	33rd Round

2001 Draft		
Josh Cram, RHP	San Francisco	Fourth Round
Patrick Boyd, OF	Texas	Seventh Round
Khalil Greene, INF	Chicago (NL)	14th Round
Steve Reba, RHP	Oakland	16th Round
Nick Glaser, RHP	Philadelphia	35th Round

2000 Draft		
Patrick Boyd, OF	Texas	Fourth Round
Ryan Mottl, RHP	Cincinnati	Sixth Round
Scott Berney, RHP	Colorado	18th Round

1999 Draft		
Mike Paradis, RHP	Baltimore	First Round (13th Overall)
Chris Heck, LHP	retired	Fifth Round
Brian Adams, LHP	Boston	11th Round
Doug Roper, INF	retired	26th Round
Ryan Mottl, RHP	Texas	27th Round
Kurt Bultmann, INF	retired	34th Round

1998 Draft		
Matt Padgett, OF	Florida	Fifth Round
Matt White, LHP	Cleveland	15th Round

1997 Draft		
Matthew LeCroy, C	Minnesota	First Round (50th Overall)
Gary Burnham, OF	Philadelphia	22nd Round

1996 Draft		
Kris Benson, RHP	Pittsburgh	First Round (First Overall)
Billy Koch, RHP	Toronto	First Round (Fourth Overall)
David Shepard, RHP	Independent	Third Round
Ken Vining, LHP	Chicago (AL)	Fourth Round
Brian Matz, LHP	Montreal	Eighth Round
Paul Galloway, INF	retired	12th Round
Doug Livingston, INF	Independent	18th Round



COACHING STAFF



16 DEREK JOHNSON

Associate Head Coach/Pitching Coach

11th Season

Eastern Illinois, 1994

Derek Johnson is in his 11th year as a coach at Vanderbilt and his third as Associate Head Coach. Johnson has spent the last 10 seasons as the Commodores pitching coach and is regarded as one of the top teachers in collegiate baseball.

Johnson helped lead Vanderbilt to the school's first-ever College World Series in 2011 with the pitching staff leading the Southeastern Conference in ERA and strikeouts. The Commodores' pitching staff was armed with eight players that were selected in the major league baseball draft, including first round picks Sonny Gray and Grayson Garvin bringing Johnson's total to six Vanderbilt pitchers drafted in the first round. Taylor Hill along with Gray and Garvin made every weekend start during the season with Gray and Garvin earning All-American honors. On his way to setting the school record with 13 wins Garvin became the second VU pitcher to be named SEC Pitcher of the Year in school history joining David Price, both under the tutelage of Johnson. The Commodores also had two freshmen hurlers pick up Freshmen All-American honors in Kevin Ziomek and T.J. Pecoraro.

The 2010 Commodore pitching staff posted a 3.69 ERA and 557 strikeouts ranking behind eventual national champion South Carolina in the Southeastern Conference. The club's hurlers allowed the fewest home runs in the league and tossed six shutouts, second-most in the SEC. Johnson's efforts did not go unnoticed as he was named the ABCA/Baseball America Assistant Coach of the Year. Sonny Gray led the Vanderbilt staff and was tabbed as Baseball America's Summer League Player of the Year joining David Price and Mike Minor as the third Commodore pitcher to win the award in the last five years. On his watch, 26 pitchers have been drafted including 20 over the last six years.

Vanderbilt's pitchers led the SEC with six shutouts and six complete games in 2009. The team's ERA (4.66) ranked fourth best in the league. Junior Mike Minor was selected seventh overall by the Atlanta Braves to become the fourth VU pitcher to be drafted in the first round in Johnson's tenure. Minor made his major league debut in 2010, making him Johnson's fourth Commodore hurler to reach the major league level (David Price, Jensen Lewis and Jeremy Sowers).

In 2008, Johnson's staff was comprised mainly of sophomores and freshmen. They finished sixth in the nation in strikeouts per nine innings at 9.13. Redshirt freshman Caleb Cotham was third among SEC starters in strikeouts per nine innings while sophomore Mike Minor led the league in innings pitched (103.0). Redshirt freshman Russell Brewer made the switch from infielder to closer and finished third in the league with eight saves.

Johnson's 2007 crew led the SEC in eight statistical categories including ERA (3.55), strikeouts (632), opponents' batting average (.238), complete games (7) and runs allowed (266). Vanderbilt hurlers also threw a school record 606.2 innings in 67 games with 13 saves. Six pitchers were drafted in 2007 and signed into the professional ranks, led by No. 1 overall pick David Price (Tampa Bay Rays) and the No. 8 overall pick Casey Weathers (Colorado Rockies). Price (the consensus National Player of the Year) shattered the school's single season and career strikeout records in just three years and Weathers, just two years removed from playing the outfield in junior college, developed into the top closer in the country in 2007 with 10 wins in relief. In 2007, southpaw Mike Minor (9-1, 3.09 ERA) was a first-team Freshman All-American and was named the Southeastern Conference Freshman of the Year by SEBaseball.com.

Johnson's 2006 staff led the SEC in strikeouts with 574 in 65 games, an average of nearly nine a game. Also in 2006, nine of his pitchers combined to record a school record scoreless innings streak of 38.2 innings over a span of five games in March. The 2004 ERA was second best in school history, while all four regular starters finished with an ERA below 3.50. That VU staff struck out a then school-record 518 batters and had 17 saves led by Ryan Rote's school-record 11. Jeremy Sowers became the third Commodore pitcher to ever win at least 10 games in a single season. Johnson's efforts earned him the 2004 Collegiate Baseball's National College Pitching Coach of the Year sponsored by JC Video but were nothing out of the ordinary in what quickly has become a distinguished career, which has included

stints in the collegiate and summer league ranks.

In 2003, Vanderbilt's Jensen Lewis earned Freshman All-America honors and extended to five the number of consecutive years a player under Johnson's guidance was so honored. In 2005, David Price joined this group becoming the sixth pitcher to earn the honor under Johnson. Sowers (2002) and Stetson's Jack Collins (2001), Andy Wilson (2000) and Lenny DiNardo (1999) all likewise were honored. That same year four Commodore pitchers (Lewis, Nick Pilkington, John Scott and Matt Buschmann) combined to pitch the first perfect game in Vanderbilt history and only the eighth in SEC history, a 4-0 victory at Western Kentucky. Sowers capped his career in 2004 when the Cleveland Indians made him the No. 6 overall selection in the Major League Baseball draft. At Stetson, DiNardo ultimately developed into a third-round choice by the New York Mets in 2001 and was a two-time All-American and a member of the USA Baseball national team. Before he came to Vanderbilt, Johnson spent four years as pitching coach at Stetson. During that time his teams won one Atlantic Sun Conference championship (2000) and earned two NCAA Tournament berths (2000 and 2001).

He began coaching at Eastern Illinois in 1994, one year after he was an All Mid-Continent Conference pitcher at the school. In 1995 he was hired by Southern Illinois, where he worked for three years as a pitching coach. He also has had summer stints as manager of the Decatur Blues in the Central Illinois Collegiate League (1994-95) and pitching coach for the Anchorage Glacier Pilots (1996).

A native of Normal, Ill., Johnson is married to the former Tasha Huster. The couple has an eight-year old son, Teague, and a five-year old daughter, Taite.



The Johnson Family
Tasha and Derek
with
Teague and Taite

The Derek Johnson File 2004 National Pitching Coach of the Year 2010 National Assistant Coach of the Year

Personal

Full Name: Derek Randall Johnson
Nickname: DJ
Birthdate: July 16, 1971, in Gibson City, Ill.
Hometown: Normal, Ill.
Family: Wife, Tasha; Son, Teague and Daughter, Taite

Education

College: Eastern Illinois
Year Graduated: 1994
Degree: Bachelor of Arts in Physical Education
Indiana University, 1992
Lake Land Community College, 1990-91
High School: University High School, Normal, Ill (1989)

Coaching Experience

2010- Vanderbilt Associate Head Coach
2002-09 Vanderbilt Assistant Coach
1998-2001 Stetson Assistant Coach
1996 Anchorage Glacier Pilots Assistant Coach

COACHING STAFF



32 JOSH HOLLIDAY

Hitting Coach/Recruiting Coordinator

Third Season

Oklahoma State, 2004

Josh Holliday, one of top young assistant coaches in the country, is in his third season at Vanderbilt.

The Commodores made the school's first-ever trip to the College World Series in his second season. The team's offense improved throughout the season finishing the year leading the Southeastern

Conference in batting average (.315), on-base percentage (.401) and runs scored (459) while finishing in the top three in the conference in 10 other categories. The Dores' offense averaged nearly seven runs per game over the season and scored an average of 7.8 runs per game in league play hitting a league-best .331 against SEC teams. Vanderbilt's team average of .315 was the highest since a school record .324 in 2007 and Aaron Westlake's 18 home runs were the most by a Commodore since Dominic de la Osa's 20 in 2007. With Holliday's guidance freshmen Tony Kemp and Conrad Gregor blossomed into Freshmen All-Americans with Kemp earning the school's second-ever SEC Freshman of the Year honor. Westlake and Jason Esposito were recognized as All-Americans before being part of the Dores' SEC record 12 players selected in the major league baseball draft in June. Esposito and Westlake, both third round picks, became the highest drafted position players at Vanderbilt since Pedro Alvarez was selected second overall in 2008.

On the recruiting trail, Holliday helped land the No. 1 ranked recruiting class in the country bringing in 13 players for the Commodores. Pitcher Tyler Beede and catcher Chris Harvey highlight the class. Beede was the only first round pick in the 2011 draft not to sign a professional contract and Harvey graduated high school one year early to attend Vanderbilt.

In his first season on West End, Holliday helped land the No. 12 recruiting class in the country and coached the hitters to a .310 batting average, including Freshman All-American Anthony Gomez's team-best .379.

Prior to joining the Commodores, Holliday was the recruiting coordinator at Arizona State and helped bring in the No. 1 recruiting class in the nation in 2008.

The former Oklahoma State All-American catcher has a wealth of postseason experience, having played in two College World Series (1996, 1999) and coaching in three more while at Georgia Tech (2006), at ASU (2009) and with the Dores in 2011.

Holliday has served as an assistant coach for 11 seasons at the Division I level, having spent three years at Georgia Tech (2005-07), a season at North Carolina State (2004) and four seasons at Oklahoma State (2000-03) before joining the Sun Devils in 2008.

In his first season at Georgia Tech, Holliday helped the Yellow Jackets win the Atlantic Coast Conference regular season and tournament championships (2005). Tech led the ACC and ranked fifth in the nation with a .333 team batting average, and the Yellow Jackets ranked second nationally by averaging 9.3 runs per game. He was a part of Georgia Tech's 2006 College World Series team, and had at least one player earn All-America honors in each of his three years with the Yellow Jackets.

The son of former Oklahoma State head coach and current N.C. State University pitching coach Tom Holliday, Josh had a distinguished playing career at Oklahoma State from 1996-99, and then coached with the Cowboys from 2000-03.

Holliday capped his four-year playing career at Oklahoma State by batting .290 with 15 homers and 65 RBI and leading the Cowboys to the 1999 College World Series. He was drafted in the ninth round by the Toronto Blue Jays in June 1999 and played professionally for two seasons before retiring in the summer of 2000. He served as a student assistant coach at Oklahoma State in 2000 and was named a full-time coach in the fall of 2001.

Holliday ranks among Oklahoma State's career leaders in numerous categories, including home runs, runs, walks and hit-by-pitches. He fared well

off the field as well, receiving conference academic and athletic honors after each of his four seasons in Stillwater. He was named Oklahoma State's Male Student-Athlete of the Year in 1999 for his achievements on-and-off the baseball diamond.

In 1998 Holliday was named first-team All-Big 12 after hitting .309 with a team-leading 18 homers and 60 RBI. He was named to the NCAA Midwest Regional All-Tournament team and earned second-team National Collegiate Baseball Writers Association (NCBWA) Super Team plaudits. He was an Academic All-Big 12 honoree with a sparkling 3.69 GPA in the classroom. In 1997 he was a second-team All-Big 12 selection after batting .323 with 14 homers and 60 RBI.

In his first season at Oklahoma State in 1996, Holliday was the Big Eight Freshman of the Year and also earned Mizuno Freshman All-America and Academic All-Big Eight honors. For the season, he batted .320 with six home runs and 52 RBI. Following his career with the Cowboys, The Daily Oklahoman named Holliday to the Oklahoma State University All-Century team. In 2003, he was elected to the Oklahoma State University Baseball Hall of Fame.

Holliday was the USA Today Gatorade Player of the Year for Oklahoma and a Mizuno/Collegiate Baseball High School All-American in 1995, and was drafted in the 14th round by the Minnesota Twins in 1995. He was co-valetorian of his graduating class.

In 1994, Holliday played in the U.S. Olympic Festival, and in 1997 he competed in the senior Team USA trials.

Holliday's younger brother, Matt, is an All-Star outfielder for the St. Louis Cardinals, while his uncle, Dave, is a scout with the Colorado Rockies. Holliday, 33, is married to the former Jenny Moore on Dec. 21, 2002. The couple has two



The Holliday Family
Jenny and Josh
with Brady and Olivia

The Josh Holliday File

Personal

Full Name: Joshua Scott Holliday
Birthdate: September 14, 1976
Hometown: Stillwater, Okla.
Family: Wife, Jenny; Daughter, Olivia; Son, Brady

Education

College: Oklahoma State
Year Graduated: 2004
Degree: Bachelor of Science in Health Promotion
High School: Stillwater High School, Stillwater, Okla. (1995)

Coaching Experience

2009 - present Vanderbilt Assistant Coach
2008-09 Arizona State Assistant Coach
2005-07 Georgia Tech Assistant Coach
2004 North Carolina State
2000-03 Oklahoma State Assistant Coach



COMMODORE STAFF



30 LARRY DAY

Volunteer Asst. Coach

*Fourth Season
Connecticut, 2007*

Larry Day is in his fourth season with the Commodores and will once again work with the catchers and assist with the hitters.

A 2007 graduate of Connecticut, Day was a four-year starter for the Huskies and earned All-Big East honors his junior year. He was drafted in the by the New York Yankees in the 2007 draft and played for the Gulf Coast

League Yankees and the Charleston River Dogs.

Day recorded 37 assists as catcher in his senior year at UConn. He hit .332 with 51 RBI as a junior, earning All-Big East plaudits. Day hit .298 and drove in 22 runs as sophomore and was a two-year captain at UConn. He played for Orleans in the Cape Cod League in 2006.

Day graduated from UConn with a bachelor's degree in political science.

The former St. John's Prep standout completed a summer coaching baseball for Orleans of the Cape Cod League in 2008.



CHRIS HAM

Athletic Trainer

*Fifth Season
Illinois, 2005*

Chris Ham is in his fifth season as Athletic Trainer for baseball at Vanderbilt.

Ham comes to West End after working with Belmont while pursuing his masters degree. He specifically worked with the baseball and cheerleading squads while with the Bruins.

Prior to his time with Belmont, Ham served as a student trainer at his alma mater, Illinois. While there he worked with the baseball and soccer teams until his graduation.

Ham has a Bachelor of Science Degree in Kinesiology from Illinois and a Masters Degree in Sports Administration from Belmont.

In his spare time he enjoys critiquing romantic comedies on his blog and writing greeting card messages. He and his wife, Stephanie, reside in Nashville.

The Larry Day File

Personal

Full Name: Lawrence Day
Birthdate: March 22, 1985
Hometown: Amesbury, Mass.

Education

College: Connecticut
Year Graduated: 2007
Degree: Bachelor of Science in Political Science
High School: St. John's Prep, Danvers, Mass. (2003)

Coaching Experience

2008- present: Vanderbilt Volunteer Assistant Coach
2008: Orleans Cardinals (Cape Cod League)



GABE TEEPLE

Strength Coach

*Seventh Season
Tennessee Tech, 1999*

Gabe Teeple is in his seventh season as a strength coach at Vanderbilt. He exclusively works with the baseball team.

Teeple, 35, previously served two years as an assistant strength coach at the University of Wyoming where he implemented workouts for several

varsity sports, including football, wrestling and track and field.

While working toward a postgraduate degree at Virginia Tech, Teeple contributed to the conditioning programs for Hokie football, men's basketball and baseball among other varsity sports. He earned a Master's in Health Promotion from Virginia Tech in 2004.

Teeple, a native of Sparta, Tenn., graduated from Tennessee Tech in 1999, where he was a starting center and three-year letterwinner.

He is married to the former Donna Ford. The couple has one son, James.

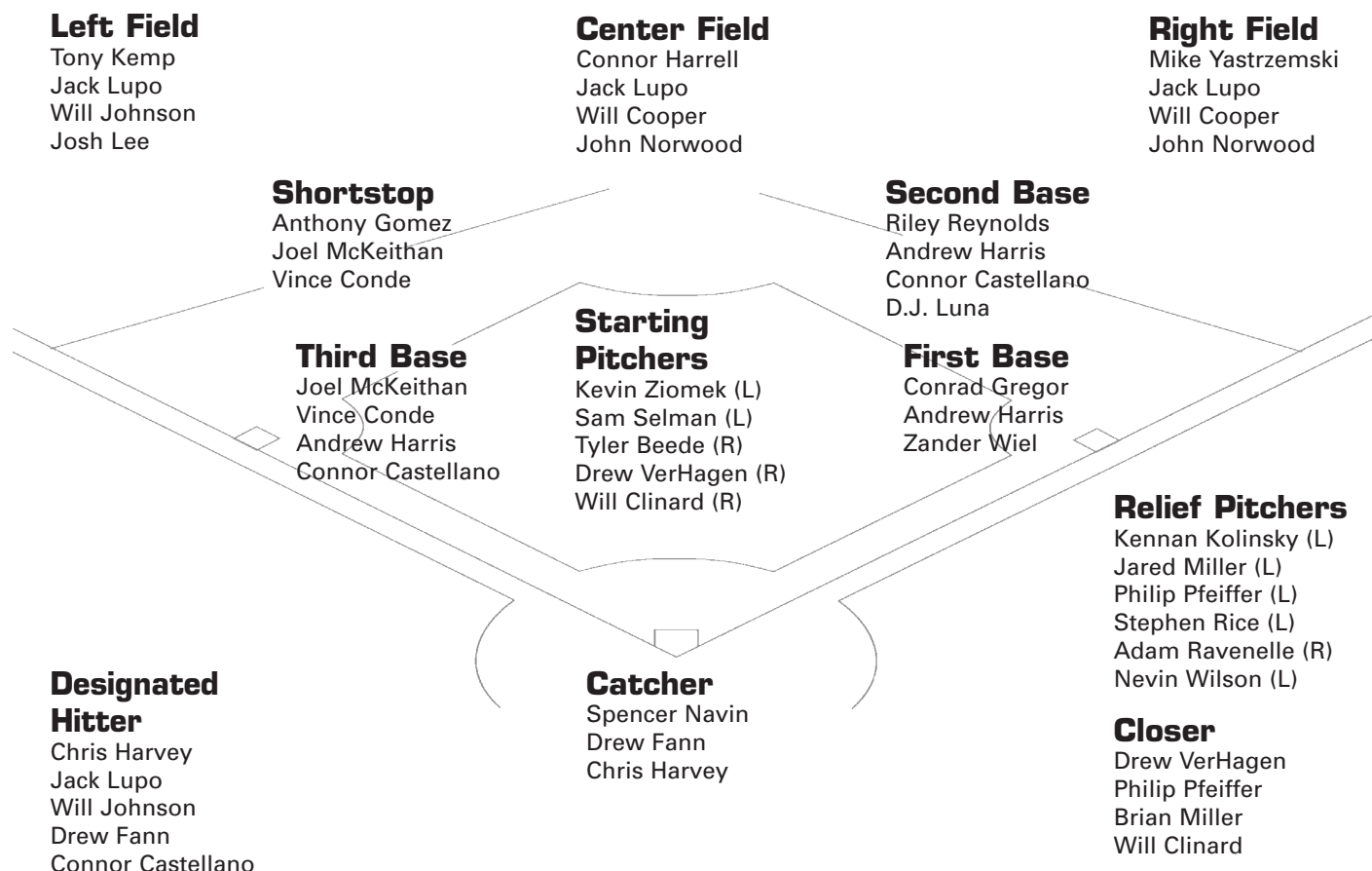


Larry Day mans the first base coaching box in Vanderbilt's first-ever College World Series game, a win over North Carolina.

PLAYER INFORMATION



2012 Preseason Commodore Depth Chart



Roster Breakdown by State (13 total)

Arizona (1)	Mike Yastrzemski	Drew Fann
Nevin Wilson	Kevin Ziomek	Andrew Harris
Florida (1)	Missouri (1)	Tony Kemp
Vince Conde	Riley Reynolds	Keenan Kolinsky
Indiana (4)	New Jersey (2)	Josh Lee
Conrad Gregor	Anthony Gomez	D.J. Luna
Jack Lupo	John Norwood	Brian Miller
Jared Miller	New York (1)	Philip Pfeiffer
Steven Rice	T.J. Pecoraro	Zander Wiel
Iowa (1)	North Carolina (1)	Texas (4)
Spencer Navin	Joel McKeithan	Connor Harrell
Louisiana (1)	Pennsylvania (1)	Will Johnson
Connor Castellano	Chris Harvey	Sam Selman
Massachusetts (4)	Tennessee (11)	Drew VerHagen
Tyler Beede	Will Clinard	
Adam Ravenelle	Will Cooper	

Roster Breakdown by Class

Seniors (2)	Keenan Kolinsky	John Norwood
Drew Fann	D.J. Luna	Philip Pfeiffer
Riley Reynolds	Josh Lee	Adam Ravenelle
Juniors (8)	Joel McKeithan	Zander Wiel
Will Clinard	Spencer Navin	Nevin Wilson
Anthony Gomez	T.J. Pecoraro	
Connor Harrell	Steven Rice	
Andrew Harris	Kevin Ziomek	
Jack Lupo	Freshmen (12)	
Sam Selman	Tyler Beede	
Drew VerHagen	Connor Castellano	
Mike Yastrzemski	Will Cooper	
Sophomores (11)	Vince Conde	
Conrad Gregor	Chris Harvey	
Will Johnson	Brian Miller	
Tony Kemp	Jared Miller	



PLAYER INFORMATION



Will Clinard

RS-Junior - RHP
6' 4" 230 lbs.
Bats-Throws: R-R
Cross Plains, Tenn.

46

	W-L	ERA	G/GS	BB	K
2011	2-2	2.75	35/0	10	48
CAREER	6-2	2.68	56/1	27	87

QUOTING CORBIN ★ *When Will decided not to sign professionally, our program got better. He has a love of Vanderbilt that transcends his childhood. He is completely unselfish and team oriented. The growth that he has made on the mound in the last two years has been substantial. Down the stretch last year, we relied on Will a great deal in tight situations. His versatility and durability allow him to be utilized in many roles – the ball will be in his hands a great deal.*

2011 ★ Retired the only batter he faced with the bases loaded in College World Series loss to Florida 6/24... Tossed two hitless innings after resumption of College World Series loss to Florida 6/20... Pitched 1.1 scoreless innings in College World Series win over North Carolina 6/18... Earned the win and struck out a career-best eight batters pitching in a season-high 4.2 innings against Oregon State in Super Regional clinching win 6/11... Picked in the 30th round (928th) by Minnesota but elected to return to Vanderbilt, only player of SEC record 12 VU players drafted to return to school... Tossed 2.1 hitless innings to notch his third save of the year in win against Troy 6/4... Worked into and out of a bases loaded jam against Belmont 6/3 in NCAA Tournament... Allowed two runs on three hits without recording an out in loss to Florida 5/29 in SEC Tournament Championship game... Punched out only two batters faced against Arkansas 5/28... Recorded two outs against South Carolina 5/26... Pinned with the loss in relief allowing go-ahead run on bases loaded wild pitch at Georgia 5/19... Tossed 1.1 innings stranding both inherited runners against Tennessee 4/30... Stranded two inherited runners in win over LSU 4/24... Pitched two scoreless innings to finish off win against LSU 4/23... Stranded the two runners he inherited in loss at South Carolina 4/15... Walked one and struck out one recording two outs against Alabama 4/10... Struck out the only two batters he faced in win over Alabama 4/9... Earned his first win of the year at Auburn 4/3 entering with the bases loaded and working out of the jam... Fanned three in two scoreless innings against UT-Martin 3/29... Allowed a run for the second time in three outings giving up one run on one hit at Arkansas 3/27... Gave up two runs and recorded only one out in loss to Mississippi State 3/20... Struck out four over two scoreless innings against UIC 3/12... Tagged for three runs on six hits, including a two-run homer, over 1.2 innings against Kennesaw State 3/9... Gave up three unearned runs over 2.1 innings with five strikeouts against Brown 3/6 in game one... Allowed his first run of the year giving up one run on one hit and two walks in 1.1 innings against Stanford 2/27... Entered the game with the bases loaded and stranded all three runners and picked up the save tossing two innings against Belmont 2/23... Allowed two of three inherited runners to score while recording one out at SDSU 2/19... Earned the save on Opening Day getting the final two outs of rain-shortened game at USD 2/18.

2010 ★ Made two relief appearances at the NCAA Regional, allowing one run on four hits with three strikeouts in 1.2 innings... Allowed two hits and struck out two in two innings of scoreless relief against LSU at the SEC Tournament 5/27... Earned third win of the season, allowing two runs on four hits with one walk and four strikeouts in career-high six innings of work in 17-inning walk-off win over Louisville 5/11... Allowed two hits while fanning two in one inning of scoreless relief against Georgia 4/30... Threw two-innings of no-hit relief against Tennessee 4/23... Allowed season-highs in runs (5) and

hits (7) with three walks in four innings of relief against Lipscomb 4/20... Threw four innings of three-hit shutout baseball with one walk and five strikeouts, earning second win of the season against

Wofford 3/30... Threw 3.1 innings of scoreless relief with three strikeouts against Tennessee Tech 3/3... Retired Southern California in order at Dodgertown Classic 2/27... Made first collegiate appearance in Niagara series, throwing one-inning of scoreless relief 2/21... **SUMMER BALL** ★ Pitched for Orleans in the Cape Cod League over the summer going 1-1 in 16 games with a 3.70 ERA... Earned the Coaches Award for the the Firebirds.

2009 ★ Redshirted... **SUMMER BALL** ★ Went 2-0 with 3.46 ERA in 10 appearances for Sanford in the New England Collegiate Baseball League... Struck out 25 in 26 innings of work with two saves. Made three starts. Opponents hit just .167 off him.

HIGH SCHOOL ★ Named the 2007-08 Robertson County Times Player of the Year and 2006 Robertson County Times Pitcher of the Year... Named to the 2008 Tennessean All-Mid-state Team and 2008 Rawlings Preseason All-Region Team... Ranked fourth-best baseball prospect in TN... Named to the 2007-08 TSWA All-State Baseball Team... Drafted in the 37th round by the LA Dodgers out of high school... Also played for the Brentwood A's... Chosen for the 2007 East Coast Professional Showcase and 2007 Perfect Game National Showcase... Was a Team Tennessee Selection 2006-08 All-District and All District Tournament Team, and All-Region 2006-07... Holds East Robertson High's record for most home runs hit, lowest ERA, and most strikeouts with over 300 in his career... Was a four-year letter winner in basketball and baseball, a four-year starter in baseball and two-year starter in basketball... Was the captain his senior year in baseball and basketball... Helped lead his basketball team to the 2006 State Tournament and 2005 District Champs... Named to basketball's 2008 All-District, All-District Tournament team and Robertson County Times All-County Team... Was a Tennessee Scholar, Sr. Beta and member of the National Honor's Society.

ACADEMICS ★ Clinard is earning a degree in Environmental Studies and will receive his diploma in 2012.


PERSONAL ★ William Robert Clinard (CLY-nerd)... Born 11/3/89... Son of Kevin and Philicia Clinard... Has a sister, Kecia... Majoring in Environmental Studies... Favorites include Mark Wahlberg (actor), Twister (movie), SportsCenter and The Weather Channel (TV shows), steak (meal), Lil Wayne (musician) and LeBron James (athlete)... Would be a tornado chaser if he weren't playing baseball... If he could change one thing about his sport it would be to change from aluminum to wood bats... His advice to youngsters is to live your dream. It's possible!... Most memorable athletic experience is pitching in the College World Series... Has fulfilled a lifelong dream to play baseball for Vanderbilt.

Career Game Highs

Innings Pitched: 6.0, 5/11/10 vs. Louisville
Strikeouts: 8, 6/11/11 vs. Oregon State
Hits Allowed: 7, 4/20/10 at Lipscomb
Walks Allowed: *3, last 4/20/10 at Lipscomb
Runs Allowed: 5, 4/20/10 at Lipscomb



PLAYER INFORMATION



Drew Fann

RS-Senior - C
6' 4" 205 lbs.

Bats-Throws: R-R
Murfreesboro, Tenn.

45

	AVG	G/GS	HR	RBI	E
2011	.158	21/6	0	3	2
CAREER	.306	73/33	1	20	4

QUOTING CORBIN ★ *Having Drew come back for a fifth year is a great thing for our program in many ways. He stabilizes our catching situation and also gives us tremendous experience with a young pitching staff. He has caught some very important games for us over the last four years. He handles the bat very well and is skilled at getting on base. Most importantly, he has always been a team-first guy, who sets a great example for young players with his attitude and routine.*

2011 ★ Named to the All-Community Service team for the second straight season... Grounded out in lone at-bat in win over Florida 5/14... Struck out as a pinch hitter at Kentucky 5/7... Drove in his third run of the year with a single against Tennessee 5/1... Hit by a pitch as a pinch hitter against Tennessee 4/30... Grounded out in his only at bat against LSU 4/23... Started and went 1-for-2 in his hometown against Middle Tennessee State 4/12... Went 0-for-1 against Alabama 4/8... Went 0-for-2 in fifth start of year against Middle Tennessee State 4/5... Hit by a pitch in his lone at-bat at Auburn 4/2... Picked up his first hit of the year with a RBI-single against UT-Martin 3/29... Knocked in a run but went 0-for-2 against Mississippi State 3/20... Was hit by a pitch in his lone plate appearance in start against Brown 3/6 in game 2... Started at catcher and went 0-for-3 with a strikeout at USD in the first game of a doubleheader 2/20...

SUMMER BALL ★ Played in 20 games for the Laconia Muskrats of the New England Collegiate Baseball League over the summer hitting .194 with six RBI.

2010 ★ Hit .358 in 34 games with a .534 on-base percentage... Scored two runs and notched sixth double of the year in 17-5 win over Georgia 4/30... Reached base all six plate appearances against Lipscomb 4/20, going 3-for-3 with two RBI, two walks and two runs scored... Went 1-for-1 with a double and a walk in two plate appearances against Middle Tennessee 4/13... Went 2-for-4 with an RBI-double, and a run scored vs. Belmont 4/6... Went 1-for-2 in two pinch-hit at-bats in series against Florida 4/2-4... Collected a career-high three hits while reaching base all five times in 3-for-3 effort against Wright State 3/24... Notched two doubles, two walks and a run scored against Wright State... Drove in a run in lone at-bat against Western Kentucky 3/12... Scored a run and had pinch-hit single in Sunday game against Niagara 2/21... **SUMMER BALL** ★ Hit .253 and scored 13 runs in 26 games for the Nashville Outlaws of the Prospect League over the summer.

2009 ★ Hit .306 with 10 RBI and five runs scored in first collegiate season... Played in 18 games, including 11 starts at catcher... Given the start at catcher, contributed a crucial hit in the win against Louisville 4/22... Led team with two RBI against Morehead State 4/15... Led team with two hits in return to

hometown against Middle Tennessee 4/8 in Murfreesboro... Had a 2-for-4 day with RBI against Auburn 3/27... Drove in two runs with a pair of walks against Belmont 3/18... Belted a pinch-hit grand slam home run in his first collegiate at-bat in top of the eighth inning against

Lipscomb 3/10... The grand slam came on the first collegiate pitch he saw... **SUMMER BALL** ★ Hit .225 with 16 RBI in 34 games for Saratoga in the New York Collegiate League.

2008 ★ Redshirted in his first year in the program.

HIGH SCHOOL ★ Helped lead Oakland High to District and Regional championships in 2007 en route to a 42-2 record... Was named All-District from 2005-07 and All-Area by the Daily News Journal in 2006-07... Four-year letter-winner in baseball and three-year letterer in basketball... Won the basketball Sportsmanship Award in 2004 and was the team captain in 2007... Also played on 2004 district champion baseball team... Was the Valedictorian of his class... Also FCA and National Honor Society presidents... Member of the Beta Club, Mu Alpha Theta, DECA, Young Democrats and Beta Epsilon.

ACADEMICS ★ Fann is working towards a graduate degree in Leadership & Organizational Performance. He was tabbed as an Academic All-SEC selection in 2010 and 2011. Earned a SEC Brad Davis post-graduate scholarship as the Vanderbilt male representative.

PERSONAL ★ Lee Andrew Fann... Born 12/21/88... Son of Terry and Vicki Fann... Has a brother, Chase... Favorites include Fred McGriff (athlete), Kanye West (musician), Will Ferrell and Denzel Washington (actors), The Office and (TV shows)... Nickname is D. Answer... Chose Vanderbilt to get a great




Career Game Highs

Hits: *3, last 4/20/10 at Lipscomb
Runs: *2, last 4/30/10 vs. Georgia
RBI: 4, 3/10/09 vs. Lipscomb
Walks: *3, 6/6/10 vs. Illinois State
HRs: 1, 3/10/09 vs. Lipscomb
Strikeouts: 2, 4/21/09 vs. Austin Peay
Stolen Bases: None



PLAYER INFORMATION



Anthony Gomez 13

Junior - IF
6' 0" 185 lbs.
Bats-Throws: R-R
Nutley, N.J.

	AVG	G/GS	HR	RBI	E
2011	.336	66/66	0	48	19
CAREER	.354	126/117	2	78	24

QUOTING CORBIN ★ *Anthony has been a very important part of our program the last two years. He came in as a freshman and played right away at second base, then moved to shortstop in 2011. The best word that sums him up is gamer. He loves to compete, has a great feel for the game and is fearless. He gives us great leadership on the field and will continue to be one of the better hitters in the SEC.*

2011 ★ Had at least one hit in 54 of 66 games... Drove in a run with a sac fly in elimination game win over North Carolina 6/22... Knocked in Vandy's lone run going 2-for-4 in College World Series loss to Florida 6/20... Drove in a run with a single in College World Series opening win over North Carolina 6/18... Knocked in two runs equaling a career-best four hits against Oregon State in Super Regional clinching win 6/11... Tabbed All-Tournament for Nashville Regional... Fourth two-hit game in his last five with 2-for-5 performance in Regional clinching win over Belmont 6/5... Drove in a pair of runs with two sac flies against Troy 6/4... Scored three runs and drove in a run in win over Belmont 6/3 in NCAA Tournament... Singled twice in loss to Florida 5/29 in SEC Tournament Championship game... Drove in the final run in win over Georgia in SEC Tournament opener 5/25... Back-to-back hitless games for the first time since 2/19-20 with 0-for-4 at Georgia 5/19... 30-game home hitting streak snapped with 0-for-5 against Florida 5/15... Scored three runs and drove in a run in win over Florida 5/14... Scored two runs and went 2-for-3 with a season-best two walks at Kentucky 5/8... Fourth four-hit game of the year with two doubles and two runs scored in win over Tennessee 5/1... Drove in a career-best three runs and enjoyed his second four-hit game of the year against LSU 4/24... Drew his second walk of the year and scored two runs in win against LSU 4/23... 29-game hitting streak snapped with 0-for-4, including two strikeouts for a career-high, at South Carolina 4/15... Streak was the longest of his career and longest in SEC in 2011... Scored the lone run in win at Middle Tennessee State 4/12 extending his hitting streak to 29 games with a single... Collected his seventh straight multi-hit game to move his hitting streak to 28 games in win over Alabama 4/10... Three hits against Alabama 4/8 pushed his hitting streak to 26 games... Moved his hitting streak to 25 games with two hits and one RBI against Middle Tennessee State 4/5... Recorded his 14th multi-hit game of the year at Auburn 4/3 to move his hitting streak to 24 games... Matched a career-best with four hits going 4-for-6 with two runs scored and two RBI in win at Auburn 4/1... Tripled in his final at-bat against UT-Martin 3/29 to drive in a run and run hitting streak to 21 straight games, stole two bases to set a new career-best... Extended his hitting streak to an even 20 games with a single in win at Arkansas 3/27... Singled in his first at-bat against Tennessee Tech 3/22 to extend his hitting streak to 17 games scoring two runs in the win... Three hits against Mississippi State 3/20 ran his hitting streak to 16 games, also drove in two runs and scored two runs in loss... Collected a season-best four hits against Purdue 3/15 to run his hitting streak to 13 games... Knocked in the winning-run against UIC 3/13 extending his hitting streak to 12 games going 2-for-4... Ran his hitting streak to 11 games going 2-for-4 with two doubles, three runs scored, one RBI and drew his first walk of the year in win over UIC 3/12... Extended his hitting streak to nine games going 1-for-5 with two RBI, third straight game with RBI, against Kennesaw State 3/9... Knocked



in two runs bringing his total to six in five games going 2-for-5 with two runs scored against Wofford 3/8... Started at shortstop for the first time this year and scored two runs and went 2-for-3 with a RBI extending his hitting streak to seven games in win over Brown 3/6... Knocked in two runs and extended his hit streak to five games going 2-for-4 against Brown 3/4... Went 1-for-5 with run scored and driving in the winning run against Stanford 2/26... Went 2-for-3 with a RBI and run scored on Opening Day at USD 2/18... **SUMMER BALL** ★ Hit .292 in 24 games with Orleans in the Cape Cod League over the summer, mashing two homers, driving in 10 runs and scoring 13.

2010 ★ Named a Freshman All-American, First Team All-SEC and All-SEC Freshman Team... Hit a team-best .379 with 41 runs scored, 12 extra-base hits and 30 RBI in his freshman campaign... Ranked first among all freshmen in batting average in the SEC... Was one of four Commodores to record multi-hit game (2-for-3) in NCAA Regional Championship game against Louisville 6/7... Went 2-for-5 with a double and run scored against Illinois State at NCAA Regional 6/4... Went 2-for-4 in elimination game against Florida at the SEC Tournament 5/28... Hit second home run of the season in ninth inning of regular season series finale against Arkansas 5/22... Recorded fourth four-hit game of the year with 4-for-6 effort with an RBI and run scored against Mississippi State 5/14... Went 4-for-5 with four runs scored, including first career home run, a two-out home run in the top of ninth off Matty Ott in Friday game with LSU 5/7... Went 4-for-5 with an RBI and three runs scored, tying season highs in hits and runs in 17-5 win over Georgia 4/30... Reached base five times against MTSU 4/21, going 2-for-2 with two RBI, three walks and a run scored... Drove in a pair of runs with two-RBI double against South Carolina 4/10... Recorded first four-hit game of his career with 4-for-5 effort while driving in a pair of runs in series finales against Florida 4/4... Went 2-for-4 with an RBI and two runs scored at Western Kentucky 3/17... Drove in season-high three runs on 3-for-6 performance vs. Indiana 3/7... Recorded first hit of collegiate career in second at-bat with double to left-center in seventh inning vs. Niagara 2/21... Scored first run of career in same game against Niagara... **SUMMER BALL** ★ Hit .261 in 27 games for the Sanford Mainers of the New England Collegiate Baseball League over the summer... Named a NECBL All-Star.

HIGH SCHOOL ★ First-team all-state selection as senior at Don Bosco Prep... First-team all-county selection in 2008 and 2009... High school team finished the 2008 season 33-0 and ranked No. 1 in the country... Was a part of three county championship teams... New Jersey All-Decade Team honoree... Named team MVP as a senior... Led team to high school state championship... Played for the South Florida Bandits in the summer.


ACADEMICS ★ Gomez is majoring in Financial Management and made the SEC Academic Honor Roll as a freshman then was named Academic All-SEC and to the Dean's List in 2011.

PERSONAL ★ Anthony Joaquin Gomez... Born 11/26/90... Son of Nancy and Joaquin Gomez... Has one brother, Michael... Favorites include Derek Jeter (athlete), The Sandlot (movie), Basketball (other sport), Chipotle (restaurant)... Chose Vanderbilt

Career Game Highs

Hits: *4, last 6/11/11 vs. Oregon State
Runs: 4, 5/7/10 at LSU
RBI: *3, last 5/21/11 at Georgia
Walks: 3, 4/21/10 at Middle Tennessee
HRs: *1, last 5/22/10 vs. Arkansas
Strikeouts: 2, 4/15/11 at South Carolina
Stolen Bases: 2, 3/29/11 vs. UT-Martin

PLAYER INFORMATION



Conrad Gregor
55

Sophomore - IF
 6' 3" 220 lbs.
 Bats-Throws: L-R
 Carmel, Ind.

	AVG	G/GS	HR	RBI	E
2011	.353	58/49	3	32	0
CAREER	.353	58/49	3	32	0

QUOTING CORBIN ★ *He is a machine and I use that term respectfully. He may be the most complete student-athlete that I have ever coached. He's a great student, he won our Omaha Challenge, he led our team in hitting and he works tirelessly on his defense. He brings a daily focus that is hard to reach. There is a reason why he is really good and it's because of his every day investment. He will be an offensive catalyst for our team.*

2011 ★ Drove in the tying run with a hit by pitch in the eighth inning going 1-for-3 in College World Series loss to Florida 6/24... Went 2-for-2 with a run scored in elimination game win over North Carolina 6/22... Matched a career-high with three strikeouts in College World Series loss to Florida 6/20... Collected two hits, driving in a run with a double in College World Series win over North Carolina 6/18... Went 2-for-4 with a double against Oregon State in Super Regional clinching win 6/11... Doubled and scored in win over Oregon State in Super Regional 6/10... Tabbed a Freshman All-American by Louisville Slugger... Selected as All-Tournament performer for Regional... Drove in a run and scored a run in Regional clinching win over Belmont 6/5... Scored two runs and knocked in two more in win over Troy 6/4... Went 2-for-4 against Belmont 6/3 in NCAA Tournament... Tabbed as a SEC All-Tournament selection... Singled in four at-bats in loss to Florida 5/29... Doubled and scored in win over Arkansas 5/28... Drove in two runs with two hits against South Carolina 5/26... Tabbed as a second team All-SEC and All-Freshman performer... Knocked in two runs going 1-for-4 at Georgia 5/21... Drove in a run and scored a run in win at Georgia 5/20... Went 1-for-4 in loss at Georgia 5/19... Struck out a career-high three times against Florida 5/15... Doubled twice and knocked in two runs in win over Florida 5/14... Went 3-for-4 with a RBI in loss to Florida 5/13... Hit leadoff for the first time in his career going 0-for-4 at Louisville 5/10... Struck out twice and went 0-for-4 at Kentucky 5/8... Hit his first career grand slam going 3-for-4 at Kentucky 5/7... Went 0-for-3 in loss at Kentucky 5/6... Matched a career-best with two runs scored against Tennessee 5/1... Doubled and scored a run in win over Tennessee 4/30... Third straight multi-hit game with two hits against Tennessee 4/29... Named SEC co-Freshman of the Week after going 8-for-13 with six RBI over the weekend... Set a career-high for the second straight day with four hits, including a two-run homer, against LSU 4/23... Drove in three runs with a career-best three hits against LSU 4/23... Knocked in a run going 1-for-4 against LSU 4/22... Went 0-for-4 starting at DH in loss at South Carolina 4/17... Went 1-for-2 with a run scored in win at South Carolina 4/16... Doubled and scored as a pinch hitter against Alabama 4/10... Pinch-hit single drove in a run against Alabama 4/9... Knocked in a run going 1-for-4 against Alabama 4/8... Went 0-for-1 in lone at-bat against MTSU 4/5... Pinch-hit, RBI-single at Auburn

Career Game Highs

Hits: 4, 4/24/11 vs. LSU
 Runs: *2, last 5/14/11 vs. Florida
 RBI: 4, 5/7/11 at Kentucky
 Walks: *2, last 4/19/11 at South Carolina
 HRs: *1, last 5/7/11 at Kentucky
 Strikeouts: *3, last 6/20/11 vs. Florida
 Stolen Bases: 1, 3/6/11 vs. Brown G1

4/3 put Commodores in lead for good in 6-2 win... Scored a run going 0-for-2 at Auburn 4/2... Went 1-for-4 at Arkansas 3/27... Singled going 1-for-4 at Arkansas 3/26... Flew out as a pinch hitter at Arkansas 3/25... Lined out and walked after entering the game as a pinch hitter

against Tennessee Tech 3/22... Walked and scored as a pinch hitter against Mississippi State 3/20... Went 0-for-3 with a walk in win over Mississippi State 3/19... Scored two runs going 2-for-3 in first SEC game against Mississippi State 3/18... Went 0-for-3 with a walk against UIC 3/13... Walked once to extend his on base streak to all 11 games he has played in this year despite going 0-for-2 against UIC 3/12... Went 1-for-2 with a run scored against UIC 3/11... Drove in two runs with a double going 2-for-4 in win over Kennesaw State 3/9... Reached base for the eighth time in eight games with a walk going 0-for-3 against Wofford 3/8... Pinch-hit single knocked in a run in win over Brown 3/6... Scored a run and stole his first base going 2-for-3 against Brown 3/6... Went 0-for-3 with a walk in win over Brown 3/4... Walked twice and went 0-for-3 against WKU 3/1... Singled, scored and walked twice in loss to Stanford 2/27... Hit his first collegiate home run for his first hit as a Commodore going 2-for-4 with two RBI against Stanford 2/26... Earned his first collegiate start at SDSU 2/19 going 0-for-1 with a run scored... **SUMMER BALL** ★ In 25 games for Newport of the New England Collegiate Baseball League he hit .330 with seven home runs, eight doubles, 24 RBI and 24 runs scored... Belted a grand slam in his first at-bat of the summer for the Gulls.

HIGH SCHOOL ★ Lettered four years in baseball at Carmel High School in Carmel, IN... Was an AFLAC All-American, Louisville Slugger All-American, Rawling All-American and Under Armour All-American... Four-time first team All-Conference selection... Three-time All-County and Indianapolis Star Super Team selection... All-State performer... Academic All-Conference and All-State... Captained the baseball team as a senior... First Chair String Bass in orchestra... Director's Choice Award for Outstanding Achievement - String Bass... Played summer ball with the legendary Midland Redskins winning the Connie Mack World Series... Named the Player of the Game in 2009 Connie Mack World Series Championship Game... Drafted by Chicago (AL) in the 40th round of 2010 MLB Draft.

ACADEMICS ★ Gregor is undecided on a major at Vanderbilt. He was on the SEC Academic Honor Roll as a freshman.


PERSONAL ★ Conrad Martin Gregor... Born 2/27/92... Son of Megan and Marty Gregor... Has two siblings Hank and Gretchen... Nickname is C-Dawg... Father played football at Wabash College... Favorites include Alex Rodriguez and Peyton Manning (athletes), SportsCenter (TV show), Cancun, Mexico (vacation spot), Steak (meal) and Protein Shake (late night snack)... If he was not an athlete at VU he would be an athletic trainer and own his own training facility... Likes to play video games in his spare time... Lists winning the Connie Mack World Series as his most memorable athletic moment... Chose Vanderbilt because offers the best combination of an outstanding academic experience with a top ranked baseball program.



2011 Freshman All-American
2011 Second Team All-SEC
2011 Freshman All-SEC



PLAYER INFORMATION



Connor Harrell

20

Junior - OF
6' 3" 215 lbs.
Bats-Throws: R-R
Houston, Texas

	AVG	G/GS	HR	RBI	E
2011	.289	64/55	9	36	1
CAREER	.295	125/113	12	75	3

QUOTING CORBIN ★ *Connor is probably the best overall athlete on our team. He can run, he defends very well and has very good power in his bat. He really turned the corner midway through last year and became one of our most reliable players in the College World Series. He can be very exciting to watch and continues to get better every time he steps on the field. He will man the center field position once again and also serve as a very good leader for our team.*

2011 ★ Named to the College World Series All-Tournament team... Knocked in a run and went 1-for-3 in College World Series loss to Florida 6/24... Crushed his ninth home run of the year and second of the CWS in elimination game win over North Carolina 6/22... Singled and scored in College World Series loss to Florida 6/20... Hit the first home run in TD Ameritrade Park College World Series history with a two-run homer against North Carolina 6/18... Scored a run going 1-for-4 against Oregon State in Super Regional clinching win 6/11... Knocked in two runs with a single in win over Oregon State in Super Regional 6/10... Went 1-for-5 in Regional clinching win over Belmont 6/5... Went 0-for-3 with a run scored against Troy 6/4... Scored a run and doubled in win over Belmont 6/3 in NCAA Tournament opener... Doubled and stole a base in loss to Florida 5/29... Belted his seventh homer of the year in win over Arkansas 5/28... Went 0-for-5 in win over South Carolina 5/26... Went 1-for-3 with two runs scored in win over Georgia in SEC Tournament 5/25... Scored three runs, drove in three runs and hit his second homer in as many days at Georgia 5/21... Crushed his fifth home run of the season at Georgia 5/20... Struck out twice but scored a run in loss at Georgia 5/19... Doubled for the fourth straight game in loss to Florida 5/15... Went 3-for-4 with two doubles and two runs scored against Florida 5/14... Drove in a run in loss to Florida 5/13... Hit his fourth home run of the year and doubled at Louisville 5/10... Struck out twice and went 0-for-3 in win at Kentucky 5/8... Went 2-for-3 in win at Kentucky 5/7... Singled and went 1-for-3 at Kentucky 5/6... Hit his second pinch-hit, two-run homer of the weekend against Tennessee 5/1... Drove in a run with a pinch-hit double against Tennessee 4/30... Belted a two-run, pinch-hit home run against Tennessee 4/29... Struck out as a pinch hitter against LSU 4/23... Went 0-for-3 against LSU to slide into 1-for-13 slump over four games... Singled going 1-for-4 at South Carolina 4/17... Scored a run and went 0-for-3 at South Carolina 4/16... Went 0-for-3 at South Carolina 4/15... Went 1-for-2 with a double in win over Alabama 4/10... Drove in a run going 1-for-3 against Alabama 4/9... Snapped 0-for-21 skid with single against Alabama 4/8... Fell to 0-for-19 in his last six games with 0-for-1 against Middle

Tennessee State 4/5... Slipped to 0-for-18 in his last five games with 0-for-3 at Auburn 4/3... Went 0-for-5 at Auburn 4/1 to slip to 0-for-15 in his last four games... Fell to 0-for-10 on trip



2011 CWS All-Tournament Team
2010 Freshman All-SEC

with 0-for-4 at Arkansas 3/27... Belted his first home run of the year driving in three runs and going 2-for-5 against Tennessee Tech 3/22... Knocked in a run and scored a run going 1-for-3 against Mississippi State 3/18... Singled going 1-for-3 in win over Purdue 3/15... Went 0-for-1 as a

pinch hitter against UIC 3/13... Scored a run going 2-for-4 in win over UIC 3/12... Went 1-for-3 in win over UIC 3/11... Knocked in two runs going 2-for-4 with a runs scored in win over Kennesaw State 3/9... Went 0-for-4 from the two-hole in the lineup for the first time on the year in win over Brown 3/6... Knocked in a run, scored twice and went 1-for-3 in first game of twin bill against Brown 3/6... Entered the game as a pinch runner and went 1-for-1 against WKU 3/1... Doubled and scored in loss to Stanford 2/27... Knocked in a run going 1-for-4 with a run scored against Stanford 2/26... Picked up two hits in win over Stanford 2/25... Went 1-for-3 with a run scored in home opener against Belmont 2/23... Drove in a run and went 1-for-4 in second game of doubleheader at USD 2/20... Scored a run and went 1-for-3 in first game of doubleheader at USD... Struck out twice and went 0-for-3 at SDSU 2/19... Went 1-for-3 and knocked in the winning run on Opening Day at USD 2/18... **SUMMER BALL** ★ Participated in the College Home Run Derby at TD Ameritrade Park before reporting to Yarmouth-Dennis of the Cape Cod League, hit .244 with three extra-base hits in 20 games.


2010 ★ Named to the All-SEC Freshman Team after hitting .300 with 18 extra-base hits and driving in 39 runs in 61 games... Knocked in the game's winning-run with 10th-inning suicide squeeze bunt against Louisville in the NCAA Regional Championship game 6/7... Named to the NCAA Regional All-Tournament team for superb defensive plays all week, including saving a two-run homer with leaping catch above the wall in Regional final 6/7... Went 2-for-5 with a run scored in two games of the SEC Tournament before suffering a minor concussion against LSU 5/27... Went 2-for-5 with an RBI and run scored at Middle Tennessee 4/21... Scored two runs and went 2-for-3 with an RBI against Lipscomb 4/20... Drove in two runs going 2-for-4 in 8-2 win over South Carolina 4/10... Went 2-for-4 with a walk and run scored in series finale win over Florida 4/4... Went 2-for-5 with two RBI and two doubles against Lipscomb 3/23... Scored four runs and drove in four more while going 4-for-10 with two doubles in series with Ohio 3/12-14... Went 2-for-4 with four RBI and a double in win over Tennessee Tech 3/3... Recorded first collegiate hit with seventh-inning double against Niagara 2/20... In 26 games with the Newport Gulls of the New England Collegiate Baseball League he hit .274 with nine extra-base hits, including four home runs.

HIGH SCHOOL ★ Three-time first-team all-conference and first-team All-South zone selection, (2007, 08, 09)... 2009 Rawlings Preseason All-American... 2009 Pre Season All-Texas... Selected to 2009 Greater Houston All-Star Game... 2009 ESPN All-Greater Houston selection... Member of 2006 conference championship team and 2008 conference runner-up team... Four-year letter winner in baseball and two-year letterwinner in football... Captain in baseball and football during senior year... Honor roll student... Played for the Houston Heat during the summer.

ACADEMICS ★ Harrell is a Financial Strategy major and was a Academic All-SEC member in 2011. Is a two-time member of the SEC Academic Honor Roll.

PERSONAL ★ Connor Franklin Harrell... Born 3/24/91... Son of Curtis and Beth Harrell... Has one brother, Clay and one sister, Hannah... Favorites include Josh Hamilton (athlete), Tin Cup (movie), Robert Earl Keen (musician) Tom Hanks (actor), Crawfish (meal)... His advice to youngsters is to not put limits on yourself... Lists winning the Nashville Super Regional as his most memorable athletic experience... Chose Vanderbilt because it offers a

PLAYER INFORMATION



Andrew Harris
17

RS-Junior - IF
 6' 0" 195 lbs.
 Bats-Throws: L-R
 Nashville, Tenn.

	AVG	G/GS	HR	RBI	E
2011	.500	12/0	0	2	0
CAREER	.250	29/1	0	7	0

QUOTING CORBIN ★ *Andrew is one of those kids who wills himself to accomplish anything. He's the consummate student-athlete...he's very directed in every area. He has elevated his game every year and this year is no exception. He is a versatile, sure-handed player that can play all four infield positions. The offensive part of his game has continued to improve and his overall experience on the bases gives us a valuable utility player, who provides us great team leadership.*

2011 ★ Knocked in two runs with his first hit of the year in win over Tennessee 5/1... Drew a walk as a pinch hitter against Tennessee Tech 3/22... Entered the game as a pinch runner against UIC 3/13 for his first action of the year... **SUMMER BALL** ★ Played in the Walter Johnson League over the summer.

2010 ★ Served primarily as pinch hitter in his first season playing in 17 games and hitting .214... Went 1-for-1 with a run scored in pinch-hit at-bat against Lipscomb 3/23... Recorded first collegiate hit and RBI in second at-bat of the season with pinch-hit three-run double in Saturday game against Niagara 2/20.

2009 ★ Received a redshirt... **SUMMER BALL** ★ Hit .237 with five doubles, 10 RBI and 15 runs scored in 28 games for Marion in the KITTY league last summer.

HIGH SCHOOL ★ Played for Montgomery Bell Academy and Nashville Red Dogs... Helped lead his team to become the 2005 BPA World Series Champion

and the 2006 Mickey Mantle State Champions... Named the 2006 Mickey Mantle League MVP... Helped lead MBA to the 2007 Football State Championship... Was a four-year letter winner and starter in baseball, and a three-year letter winner and two-year starter in football... Was the Co-Vice President of the Honor Council and member of the National Honor Society, Cum Laude, and Totomoi.

ACADEMICS ★ Harris is working towards his degree in Communications in Marketing. He was a 2010 and 2011 All-SEC Academic selection.

PERSONAL ★ Andrew Clarke Harris... Born 4/7/90... Son of Robert Harris and the late Cay Harris... Father is a Vanderbilt baseball alum and a past president of the Bullpen Club... Has a brother, Brian, who was an All-SEC shortstop for the Commodores... Nickname is A-Har... Favorites include Alex Rodriguez and Michael Phelps (athletes), Gladiator (movie), My Wife and Kids (TV show), Matt Damon (actor), Third Eye Blind (musician) and pancakes (meal)... If he could change one thing about his sport it would be to use only wood bats... One person, dead or alive, he would like to have dinner with is his mom... His advice to youngsters is to never cheat life, give it everything you have... Chose Vanderbilt because he wanted a school where he could not only excel in the classroom, coming out with a great degree, but also play for one of the top

Career Game Highs

Hits: *1, last 5/1/11 vs. Tennessee
 Runs: *1, last 5/1/11 vs. Tennessee
 RBI: 3, 2/20/10 vs. Niagara
 Walks: *1, last 3/22/11 vs. Tenn. Tech
 HRs: None
 Strikeouts: *1, last 5/1/11 vs. Tennessee
 Stolen Bases: None





PLAYER INFORMATION



Will Johnson

Sophomore - OF

6' 0" 185 lbs.

Bats-Throws: L-R

Austin, Texas

15

	AVG	G/GS	HR	RBI	E
2011	.250	4/0	0	1	0
CAREER	.250	4/0	0	1	0

QUOTING CORBIN ★ *Will is coming off a great summer where he was selected as an NECBL All-Star. He didn't see a lot of playing time for us last year, but now comes into 2012 looking to make an impact. He has a nice swing and has the ability to be a quality all-around offensive player. He's versatile enough to play several outfield and infield positions as well.*

2011 ★ As a pinch hitter against LSU 4/22 he struck out... Struck out as a pinch hitter against Tennessee Tech 3/22... Grounded out as a pinch hitter against Mississippi State 3/20... Singled in a run in his first collegiate at-bat against Wofford 3/8... **SUMMER BALL** ★ Was a New England Collegiate Baseball League All-Star hitting .298 in 39 games with five home runs, 22 runs and 22 RBI.

HIGH SCHOOL ★ Lettered in baseball (3) and football (2) at Westwood High School in Austin, TX... His 2009 football team went to the Texas 5A State Playoffs... First team All-District baseball 2009-10... 2010 Austin Area All-Star Team... 2009 ESPN Rise All-Austin/San Antonio Team... 2009 Westwood HS Baseball Offensive MVP... 2008 Westwood HS Baseball Newcomer of the Year... Second team All-District Football 2008-09... Holds the Westwood HS record number of touchdowns in a single game... 2010 Scholar Athlete, Austin Area, National Football Foundation... Academic All-District Football 2008-09... Captained the baseball team his senior year... Member of National Honor Society, Student Council and Student Council Parliamentarian... Prep teammates playing Division I sports: Jordan Williamson (Stanford football), Alex Freeman (Texas A&M football), Estevan Uriegas (Texas A&M baseball), Chase Griesbach (Texas Tech baseball) and Tony Bryant (signed with the St. Louis Cardinals)... Played summer ball for Austin Slam Baseball.

ACADEMICS ★ Johnson is undecided on a major at Vanderbilt and was on the SEC Academic Honor Roll as a freshman.

Career Game Highs

Hits: 1, 3/8/11 vs. Wofford
Runs: None
RBI: 1, 3/8/11 vs. Wofford
Walks: None
HRs: None
Strikeouts: *1, 4/22/11 vs. LSU
Stolen Bases: None

PERSONAL ★ William Corrigan Johnson III... Born 8/5/92... Son of Tammy and Corry Johnson... Has one brother, Ben... Favorites include Dustin Pedroia and Brett Favre (athletes), Oceans Eleven (movie), SportsCenter (TV show), George Clooney and Sandra Bullock (actor/actress), Prime Rib (meal), Drake (musician) and Popcorn (late night snack)... If he was not an athlete at VU he would be a Formula 1 race car driver... Lists his most memorable athletic moment as hitting two wall-bangers off Taylor Jungmann (University of Texas) in one game as a high school sophomore... Chose Vanderbilt because it's the only university in the nation ranked in the Top 20 for baseball and academics, with the best coaching staff in college baseball.



PLAYER INFORMATION



Tony Kemp

Sophomore - OF
5' 6" 160 lbs.
Bats-Throws: L-R
Franklin, Tenn.

6

	AVG	G/GS	HR	RBI	E
2011	.329	65/64	0	34	0
CAREER	.329	65/64	0	34	0

QUOTING CORBIN ★ *His value goes well beyond the white lines, as he is an energy source for our team. The kid arrives in a good mood every single day and has a great spirit for the game. He had an outstanding freshman year and continues to grow as a player in our program. He does a lot of things to help us win and is fun to watch play.*

2011 ★ Named to College World Series All-Tournament team... Knocked in a run going 1-for-4 in College World Series loss to Florida 6/24... Tripled for the second straight game in elimination game win over North Carolina 6/22... Tripled and went 1-for-3 in College World Series loss to Florida 6/20... Reached base four times, including three hits and first hit in TD Ameritrade Park CWS history, in College World Series win over North Carolina 6/18... Scored a run for the fourth straight game going 1-for-4 against Oregon State in Super Regional clinching win 6/11... Matched his hit total from previous six games with two hits and RBI in win over Oregon State in Super Regional 6/10... Named to Louisville Sluggers' Freshman All-American team... Struggles continued going 0-for-4 with a run scored in Regional clinching win over Belmont 6/5... Infield single scored two runs in win over Troy 6/4... Held hitless for the third straight game but knocked in a run against Belmont 6/3 in NCAA Tournament... Struck out twice in loss to Florida 5/29... Scored a run and walked twice in win over Arkansas 5/28... Went 1-for-5 with a walk in win against South Carolina 5/26... Scored three runs, drove in a career-high three runs and went 3-for-5 in win over Georgia in SEC Tournament opener 5/25... Named the SEC Freshman of the Year, first team All-SEC and All-Freshman team... Scored three runs at Georgia 5/21 and recorded his third four hit game of the year... Singled and scored to push hitting streak to 12 games in win at Georgia 5/20... Extended his hitting streak to 11 games with 1-for-4 outing at Georgia 5/19... Pushed his hitting streak to 10 games with two hits against Florida 5/15... Went 1-for-4 against Florida 5/14... Scored a run going 1-for-4 in loss to Florida 5/13... Recorded his fifth straight multi-hit game with two hits at Kentucky 5/8... Drove in two runs and posted his fourth straight multi-hit game with four hits at Kentucky 5/7... Singled three times at Kentucky 5/6... Set a career-best with four runs scored in win over Tennessee 5/1... Knocked in two runs and went 2-for-5 against Tennessee 4/30... Scored a run for the third straight game going 1-for-3 win win over LSU 4/24... Walked twice and scored a run against LSU 4/23... Struck out a career-high three times in loss at South Carolina 4/17... Set a career-best with five hits at South Carolina 4/16... Fell to 2-for-24 in his last six games with 0-for-3 but knocked in the Dore's lone run in loss at South Carolina 4/15... Slipped into 2-for-21 slump with 0-for-5 at Middle Tennessee State 4/12... Drove in a run going 1-for-4 and made a game-saving, diving catch in the eighth inning in win over Alabama 4/10... Scored two runs and went 1-for-4 against Alabama 4/8... Went 0-for-3 against Middle Tennessee State 4/5... Tabbed the SEC co-Freshman of the Week for his performance against UT-Martin and Auburn going

Career Game Highs

Hits: 5, 4/16/11 at South Carolina
Runs: 4, 5/1/11 vs. Tennessee
RBI: 3, 5/25/11 vs. Georgia
Walks: *2, last 5/28/11 vs. Arkansas
HRs: None
Strikeouts: 3, 4/17/11 at South Carolina
Stolen Bases: *2, last 5/25/11 vs. Georgia

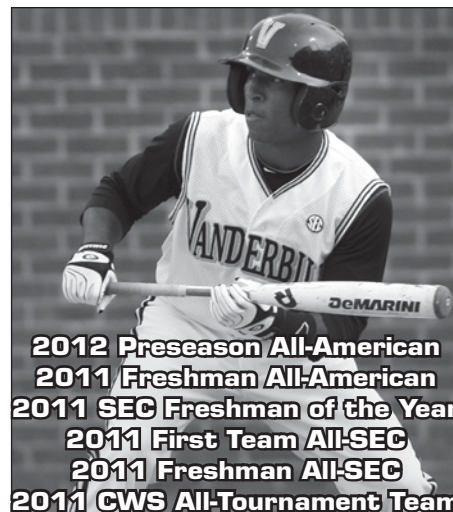
9-for-18 with three multi-hit games and seven runs scored... Notched his third straight multi-hit game at Auburn 4/3 with two hits and matched a career-best with two walks... Scored a career-best three runs going 2-for-4 with two RBI at Auburn 4/2... Went 4-for-6 at Auburn 4/1... Scored two runs going 1-for-3 against UT-Martin 3/29... Had three hits with his fourth multi-hit game in his last six in win at Arkansas 3/26... Doubled

and tripled in his third straight multi-hit game against Mississippi State 3/20... Tripled and went 3-for-4 with a RBI and run scored against Mississippi State 3/19, 8-for-14 in his last four games... Went 2-for-4 with a run scored and RBI in first SEC game against Mississippi State 3/18... Knocked in the tying run with a safety squeeze against UIC 3/12... Went 0-for-2 against UIC 3/11 to fall into 2-for-13 slump over four-game stretch... Knocked in a run and scored a run despite going 0-for-3 in his first game not leading off (hit ninth) against Kennesaw State 3/9... Collected his sixth two-hit game of the year going 2-for-5 in win over Wofford 3/8... Recorded his fifth two-hit game of the year going 2-for-4 with a run scored and RBI in win over Brown 3/6... Did not reach base for the first time in his career in his 10th game going 0-for-4 against Brown 3/4... Fourth two-hit game going 2-for-5 with game-tying RBI in win over WKU 3/1... Scored two runs and went 1-for-4 against Stanford 2/26... Walked twice and went 0-for-2 in win over Stanford 2/25... Knocked in two runs and stole his fifth base of the year going 1-for-3 in home opener against Belmont 2/23... Third straight two-hit game going 2-for-5 with two steals in win at USD 2/20... Two hits and one RBI in first game of doubleheader at USD 2/20... Scored two runs, drove in a run and went 2-for-5 at SDSU 2/19... Went 0-for-1 with a steal and run scored on Opening Day at USD 2/19... **SUMMER BALL** ★ In 35 games with the Rochester Honkers in the Northwoods League he hit .292 with 23 runs scored, six extra-base hits and 11 RBI.

HIGH SCHOOL ★ Lettered four years in baseball and football in at Centennial High School in Franklin, TN... All-District selection three years, All-Tournament Team as a junior and senior... First team All-Midstate junior and senior seasons... Second team All-State senior year... All-Williamson County as a junior and senior... Hit .470 as a junior and .540 as a senior... Played for Team Tennessee and in the East Coast Pro Showcase for Athletics... Captained the baseball team as a junior and senior... Was the President of his FCA chapter, a four-year member of the honor roll and received the Merit Award for most outstanding senior... Prep teammate Matt Williams plays in the St. Louis Cardinals organization... Played summer ball with the Nashville Yankees for five years.

ACADEMICS ★ Kemp is undecided on a major.

PERSONAL ★ Anthony Allen Kemp... Born 10/31/91... Son of Catherine and Rick Kemp... Has two siblings, Corey and Ashley... His brother Corey played professionally in the Milwaukee Brewers system... Favorites include Curtis Granderson and Ronaldinho (athletes), The Sandlot and Remember the Titans (movies), Lie To Me and ESPN 30 for 30 (TV show), Denzel Washington and Leonardo DiCaprio (actors), Steak, Loaded Potatoes and Carrots (meal), Drake (musician) and Lucky Charms (late night snack)... Likes to sleep and play video games in his spare time... Chose Vanderbilt because of excellent coaches, amazing academics and to go to Omaha.



2012 Preseason All-American
2011 Freshman All-American
2011 SEC Freshman of the Year
2011 First Team All-SEC
2011 Freshman All-SEC
2011 CWS All-Tournament Team



PLAYER INFORMATION



Keenan Kolinsky

RS-Sophomore - LHP

6' 1" 200 lbs.

Bats-Throws: L-L

Knoxville, Tenn.

27

2011	W-L	ERA	G/GS	BB	K
	0-0	0.00	3/0	2	0
CAREER	0-0	0.00	3/0	2	0

QUOTING CORBIN ★ *We would love to see Keenan take the next step as a pitcher on our staff. He has had limited experience for us in the past, but has put himself in a position to help us this year out of the bullpen. He is a real good competitor with the ability to throw several pitches for strikes.*


2011 ★ Walked the one batter he faced against Kennesaw State 3/9... Faced two batters and allowed two hits while not recording an out against WKU 3/1... Worked 1.2 scoreless innings in collegiate debut against Stanford 2/27... **SUMMER BALL** ★ Pitched in 13 games for the St. Cloud River Bats going 0-2 with a 3.63 ERA, fanned 17 in 22.1 innings.

2010 ★ Redshirted in his first year at Vanderbilt... **SUMMER BALL** ★ Went 1-0 in 15 games with a team-best 1.27 ERA for the New Bedford Bay Sox in the New England Collegiate League over the summer... Pitched in two games for Cotuit in the Cape Cod League.

HIGH SCHOOL ★ Tennessee Baseball Coaches Association and Tennessee Sportswriters first-team all-state selection as a senior... 2009 District Pitcher of the Year and District Most Valuable Player... 2009 Wendy's HS Heisman award winner for Christian Academy of Knoxville... 2006 District Freshman of the Year... Three-time All-Region selection in football (2007, 08, 09)... Holds HS school record for rushing yards in a season... Captain of baseball and football team during senior year... Five-year letterwinner in baseball and four-year letterwinner in football... Student senate representative... Member of National Honor Society... Played for the Southeastern Road Warriors during the summer.

ACADEMICS ★ Kolinsky is majoring in Studies in Entrepreneurship and was a member of the All-SEC Academic team in 2010 and 2011.


PERSONAL ★ Keenan Franklin Kolinsky (KO-lin-skee)... Born 6/12/90... Son of Lisa and Frank Kolinsky... Has two brothers, Nicholas and Mitchell... Favorites include Tim Tebow (athlete), Forrest Gump (movie), Tom Hanks (actor), Steak and Potatoes (meal), Jason Aldean (musician) and the beach (vacation spot)... Received Division I offers for football as well... Is an eagle scout... His advice to youngsters is to work harder than everyone else... Chose Vanderbilt for its excellent academics and outstanding baseball



Career Game Highs

Innings Pitched: 1.2, 2/27/11 vs. Stanford
Strikeouts: None
Hits Allowed: 2, 3/1/11 vs. WKU
Walks Allowed: *1, last 3/9/11 vs. Kennesaw St.
Runs Allowed: None

PLAYER INFORMATION



Josh Lee

Sophomore - IF/C
6' 0" 200 lbs.
Bats-Throws: R-R
Franklin, Tenn.

7

Career Game Highs

Hits: 1, 3/22/11 vs. Tennessee Tech
Runs: None
RBI: 1, 3/22/11 vs. Tennessee Tech
Walks: None
HRs: None
Strikeouts: 1, 4/5/11 vs. Middle Tenn. St.
Stolen Bases: None

	AVG	G/GS	HR	RBI	E
2011	.500	3/0	0	1	0
CAREER	.500	3/0	0	1	0

QUOTING CORBIN ★ Josh has continued to grow inside of our program. Although he didn't see much playing time last year, he came back from the summer as a better all-around player. He has transitioned to the outfield and shows a very strong accurate throwing arm. His bat is going to allow him to play at some point.

2011 ★ Struck out as a pinch hitter against Middle Tennessee State 4/5... Singled and drove in a run in his first collegiate at-bat against Tennessee Tech 3/22... Played in his first collegiate game as a defensive replacement in win over Wofford 3/8... **SUMMER BALL** ★ Hit .252 with 12 RBI in 36 games for the Nashville Outlaws of the Prospect League.

HIGH SCHOOL ★ Played for the Independence Eagles in Franklin, TN... 2009 District II-AAA champs, Region 5-AAA champs and state tournament participants... 2010 District II-AAA regular season champs... 2007-08 TBCA Super Sophomore All-State... 2008-10 All-District II-AAA... 2008-09 All-District II-AAA Tournament Team... 2009 All-Williamson County... 2009 All-Midstate Team... 2009 TBCA All-Region Team... Holds Independence HS career records in batting average, hits, doubles, home runs, RBI, slugging percentage and total bases... Lettered four years in baseball... Member of National Technical Honor Society, Mu Alpha Theta Math Society and graduated with honors... High school teammate Ford Wilson plays at Memphis... Played summer ball for the Franklin Outlaws... Played in 2008 WWBA World Championships for Royals National Scout Team... Played in 2009 Area Code games with Oakland A's.

ACADEMICS ★ Lee is majoring in Human & Organizational Development at Vanderbilt. He was named to the SEC Academic Honor Roll as a freshman.

PERSONAL ★ Joshua Stinson Lee... Born 6/25/91... Son of Lisa and Jeff Lee... Has two brothers, Adam and Ben... Favorites include Chipper Jones and Drew Brees (athletes), Bull Durham (movie), Baseball Tonight (TV show), Will Ferrell (actor), Chicken and Dressing (meal), Jason Aldean (musician) and Peanut Butter and Jelly (late night snack)... If he could have dinner with one person living or dead he would choose Tim Tebow... Chose Vanderbilt to compete at the highest level academically and athletically.





PLAYER INFORMATION



Jack Lupo

RS-Junior - OF
6' 2" 185 lbs.
Bats-Throws: R-R
Indianapolis, Ind.

51

	AVG	G/GS	HR	RBI	E
2011	.192	26/5	0	2	0
CAREER	.192	26/5	0	2	0

QUOTING CORBIN ★ *Jack is one of those kids that quietly goes about his business. He is one of the teams' favorites – completely unselfish and team-oriented. He has very good athleticism, runs the bases well, plays all three outfield spots, has a quality accurate-throwing arm and continues to grow as an offensive player. It's going to be interesting to see where he fits in the lineup.*

2011 ★ Flew out as a pinch hitter in win over Oregon State in Super Regional 6/10... Struck out as a pinch hitter against Florida 5/15... Went 0-for-3 with a stolen base in win over Tennessee 4/29... Earned his second straight start in center field and went 4-for-4 against LSU 4/24 to set a career-high for hits and runs scored (3)... Started in center field for the first time and went 0-for-4 against LSU 4/23... Entered as a defensive replacement and struck out in his lone at-bat against LSU 4/22... Struck out as a pinch hitter against Middle Tennessee State 4/5... Went 0-for-1 as a pinch hitter at Auburn 4/2... Knocked in his first run as a Commodore with sac bunt at Auburn 4/1... Entered the game as a defensive replacement and went 0-for-1 against UT-Martin 3/29... Collected his first hit as a Commodore with a double at Arkansas 3/25... Started for the first time in his Vanderbilt career going 0-for-2 against Tennessee Tech 3/22... Scored a run after reaching on an error against Mississippi State 3/20... Flied out as a pinch hitter against Mississippi State 3/18... Fouled out as a pinch hitter in his only at-bat against Purdue 3/15... Grounded out as a pinch hitter against UIC 3/12... Went 0-for-1 with a sacrifice bunt against Wofford 3/8... Made his VU debut as a pinch runner scoring the tying run in 6-5 win over WKU 3/1.

AIR FORCE ACADEMY

★ As a freshman at Air Force in 2009 he played in 49 games, starting 46... Hit .272 and led all Falcon freshmen in hits (49), homers (6), RBIs (29), doubles (6), triples (3) and stolen bases (13)... Second on team in stolen bases and 10th in the Mountain

West Conference... Started 23 games at catcher, 18 in left field and five in right... Threw out eight base runners, ranking eighth in the MWC... Made debut in season-opener vs. Navy... Hit first-career homer vs. Pittsburgh... Homered twice in a game vs. UNLV and had a career-high four RBIs... Had three hits in a game four times... Second on team with nine multi-RBI games... **SUMMER BALL** ★ Played in 30 games for the Nashville Outlaws of the Prospect League in the summer of 2010 hitting .168 with nine RBI.

HIGH SCHOOL ★ Won Indiana state championships in baseball and football his junior year... He was an All-State football player as a senior and All-City in football and baseball... Tabbed the Indianapolis Player of the Year... Lettered three years in football and baseball at Cathedral High School... Captained the baseball team as a junior and senior... Was a member of National Honor Society and the Student Council... Has three prep teammates that play Division I sports Justin Cureton (Indiana), Patrick Paligraf (Xavier) and Tyler Koors (Xavier).

ACADEMICS ★ Lupo is majoring in Society and Business and was a member of the All-SEC Academic team in 2011.


PERSONAL ★ John Jeffrey Lupo (LOO-po)... Born 12/14/89... Son of Marcia and Greg Lupo... Has three siblings Jamie, Chugger and Max... Favorites include Derrek Lee and Peyton Manning (athletes), Shawshank Redemption (movie), Deadliest Catch (TV show) and Homemade Spaghetti (meal)... If he could star in a music video with anyone it would be Miley Cyrus... His most memorable athletic moment is going to the College World Series... Chose Vanderbilt because it was a perfect fit for him academically, athletically and socially.

Career Game Highs

Hits: 4, 4/24/11 vs. LSU
Runs: 3, 4/24/11 vs. LSU
RBI: *1, 4/24/11 vs. LSU
Walks: None
HRs: None
Strikeouts: *1, last 5/15/11 vs. Florida
Stolen Bases: 1, 4/29/11 vs. Tennessee



PLAYER INFORMATION



Joel McKeithan
42
 Sophomore - IF
 6' 3" 200 lbs.
 Bats-Throws: R-R
 Arden, N.C.

academics, the caliber of the baseball program, team atmosphere, the coaches and their ability to develop players for the next level.

Career Game Highs

Hits: 1, 3/22/11 vs. Tennessee Tech
 Runs: 1, 3/22/11 vs. Tennessee Tech
 RBI: None
 Walks: None
 HRs: None
 Strikeouts: 1, 3/15/11 vs. Purdue
 Stolen Bases: None

	AVG	G/GS	HR	RBI	E
2011	.333	6/0	0	0	0
CAREER	.333	6/0	0	0	0


QUOTING CORBIN ★ *Joel is one of the most improved student-athlete's on our team. He has advanced himself greatly on the ball field and in the classroom. With each day that goes by his confidence grows. He will be able to help us as a left side infielder because of his hands and strong arm. His strength is very noticeable when he hits the baseball...he had a very good fall in that area.*

2011 ★ Notched his first career hit with a single to center against Tennessee Tech 3/22... Struck out as a pinch hitter against Purdue 3/15... Played in his first collegiate game going 0-for-1 against Wofford 3/8... **SUMMER BALL** ★ Played in the Valley League for Winchester hitting .256 with two home runs, seven doubles, 27 runs scored, 20 stolen bases and 25 RBI in 45 games.

HIGH SCHOOL ★ Team MVP... Two-time All-Conference selection, 2010 Rawlings Pre-season All-American Third Team, All-WNC, All-State, Gatorade Player of the Year nominee (2010), 2009 Region 8 State Games...2010 team made it to the state semifinals... Lettered three years in baseball and two years in indoor track... Was a member of National Honor Society... Played summer ball for the Carolina Cyclones (2009), Midland Braves (2008) and North Carolina Dirtbags (2007)... Drafted in the 39th round by Colorado in the 2010 MLB Draft.


ACADEMICS ★ McKeithan is undeclared on a major in his first year at Vanderbilt.

PERSONAL ★ Joel Michael McKeithan... Born 8/15/91... Son of Vimi and Mack McKeithan... Has three siblings Timothy, Lydia and Aaron... His dad played baseball North Carolina State while his grandfather played professionally for seven years in the Cardinals organization... Favorites include Hanley Ramirez and Michael Jordan (athletes), The Sandlot (movie), Baseball Tonight (TV show), Country Fried Steak (meal) and Fruity Pebbles (late night snack)... Lists hitting a walk-off home run his junior year of high school as his most memorable athletic moment... Chose Vanderbilt because of outstanding





PLAYER INFORMATION



Spencer Navin

Sophomore - C

6' 1" 205 lbs.

Bats-Throws: R-R

Des Moines, Iowa

5

	AVG	G/GS	HR	RBI	E
2011	.000	7/2	0	0	1
CAREER	.000	7/2	0	0	1

QUOTING CORBIN ★ *Spencer was hindered by a hand injury during the fall but he has made great progress coming into the spring. He benefitted by spending a lot of time learning under Curt Casali and Drew Fann and will now be ready to be an active participant. He possesses a very strong arm and is developing nicely behind the plate as a receiver. He is a very competitive hitter as well and potent part of our offense as well.*

2011 ★ Grounded out as a pinch hitter against Florida 5/14... Walked and scored a run against Tennessee 5/1... Walked twice in his second career start against Tennessee Tech 3/22... Reached on a fielder's choice and scored in first SEC game against Mississippi State 3/18... Started his first game for the Commodores going 0-for-1 against Kennesaw State 3/9... Went 0-for-1 in his first collegiate game against Wofford 3/8... **SUMMER BALL** ★ In 18 games with Rochester in the Northwoods League he hit .280 with four RBI over the summer.

HIGH SCHOOL ★ Lettered in baseball (four years), football (two years) and basketball (two years)... Was the captain of the baseball and basketball teams in his junior and senior seasons and captained the football team as a senior... Conference champs and state tournament participants in all three sports... Was a first team All-State player in baseball and football, a three-time All-Conference selection in baseball, twice in football and once in basketball... Dowling High School Athlete of the Year... Was a member of National Honor Society, winner of the Vonnie Hess Award and a Student Ambassador... Prep teammates in Division I sports: Jonathan Musser (Nebraska), Michael Hudson (Army), Tommy Gaul (Iowa), Blake Waller (Iowa State) and Kody Ingle (Creighton).

ACADEMICS ★ Navin is undecided on his major and was placed on the SEC Academic Honor Roll as a freshman.

PERSONAL ★ Spencer James Navin (NAY-vin)... Born 8/11/92... Son of Sara and Dennis Navin... Has one brother, Nick... Favorites include Joe Mauer and Brian Urlacher (athletes), Ace Ventura (movie), Friends (TV show), De (actor), Chicken Enchiladas (meal), Jason Aldean (musician) and Popcorn (late night snack)... Likes to go fishing in his spare time... Chose Vanderbilt because of the coaching staff, family in Nashville, the campus and playing in the SEC.

Career Game Highs

Hits: None

Runs: *1, last 5/1/11 vs. Tennessee

RBI: None

Walks: 2, 3/22/11 vs. Tennessee Tech


HRs: None

Strikeouts: 1, 3/22/11 vs. Tennessee Tech

Stolen Bases: None



PLAYER INFORMATION



T.J. Pecoraro
40

Sophomore - RHP
 6' 0" 165 lbs.
 Bats-Throws: R-R
 Dix Hills, N.Y.

	W-L	ERA	G/GS	BB	K
2011	7-0	1.59	17/6	13	41
CAREER	7-0	1.59	17/6	13	41

QUOTING CORBIN ★ *T.J. is on the mend coming back from Tommy John surgery. He is on task with the rehab process, so it would be no surprise to see him back on the mound in the spring. He had a very special year as a freshman and is most important to our pitching staff and team. He has come such a long way as a student-athlete in our program... I am very proud of the accomplishments that he has made in the short-term.*

2011 ★ Named a Freshman All-American by the NCBWA, one of a school record four freshmen to earn Freshman All-American honors (Kemp, Gregor, Ziomek)... Suffered a season-ending elbow injury against Georgia 5/25... Tossed 3.1 scoreless innings against Georgia in first game of SEC Tournament 5/25... Picked up his seventh win of the year working 3.1 scoreless innings at Georgia 5/20... Tagged for a two-run homer to tie the game in loss to Florida 5/13... Tossed three scoreless innings of relief at Louisville 5/10... Allowed one hit and recorded two outs at Kentucky 5/8... Struck out two in one inning against Tennessee 4/29... Did not record an out and allowed two inherited runners to score against LSU 4/24... Punched out four batters in a two-inning relief outing against LSU 4/22... Pitched five scoreless innings at Middle Tennessee State 4/12 to notch his sixth win of the season... Won his fifth game of the year allowing one unearned run on one hit with three strikeouts over two innings against Middle Tennessee State 4/5... Gave up two runs in his lone inning of work at Auburn 4/1... Won his fourth game of the year tossing three innings against UT-Martin 3/29... Picked up his third win with two scoreless innings of relief against Tennessee Tech

Career Game Highs


Innings Pitched: *5.0, last 4/1/11 at MTSU
 Strikeouts: 8, 3/8/11 vs. Wofford
 Hits Allowed: 4, 3/29/11 vs. UT-Martin
 Walks Allowed: 2, 5/25/11 at Georgia
 Runs Allowed: *2, last 5/13/11 vs. Florida

3/22... Pitched one scoreless inning against Mississippi State 3/18... Turned in 2.2 scoreless innings in his first career relief appearance against Purdue 3/15... Earned the win in his collegiate debut striking out five over four scoreless innings against Belmont 2/23.

HIGH SCHOOL ★ High School team was League Champions... Tabbed as an All-League, All-County and made Area Code All-Star team... Lettered three years in baseball and was captain for one year... Drafted by Houston in the 48th round of the 2010 MLB Draft.

ACADEMICS ★ Pecoraro is undecided on his major in his second year at Vanderbilt.


PERSONAL ★ Thomas Joseph Pecoraro (PEC-a-raro)... Born 11/22/92... Son of Pam and Tom Pecoraro... Has one sister, Nicole... Favorites include, Derek Jeter (athletes), Troy (movie), SportsCenter (TV show), Brad Pitt (actor), Veal Cutlet with Red Cabbage (meal), Jay-Z (musician) and Milk and Chocolate (late night snack)... His most memorable athletic moments are pitching in the Metrodome and Fenway Park also against Team USA... Chose Vanderbilt because of the outstanding athletic and academic reputation.



2011 Freshman



PLAYER INFORMATION



Riley Reynolds

Senior - IF
6' 1" 190 lbs.
Bats-Throws: L-R
Lee's Summit, Mo.

8

	AVG	G/GS	HR	RBI	E
2011	.331	60/50	0	18	1
CAREER	.309	165/135	0	47	11

QUOTING CORBIN ★ *Riley is quietly one of the better all-around players in the league. He's as good of a second baseman as we have had in this program. He's consistent, sure-handed and a very accurate thrower. His making one error in 60 games stands alone in the country and is an unbelievable achievement, but believable because that's the way he performs everyday.*

2011 ★ Went 0-for-1 in College World Series loss to Florida 6/24... Struck out and went 0-for-3 in elimination game win over North Carolina 6/22... Snapped a seven-game hitting streak with 0-for-3 in College World Series loss to Florida 6/20... Scored two runs and singled in first at-bat in College World Series win over North Carolina 6/18... Singled to push hitting streak to five games in win over Oregon State in Super Regional 6/10... Tabbed an All-Tournament performer in the Regional... Posted his fourth straight two-hit game in Regional clinching win over Belmont 6/5... Went 2-for-2 against Troy 6/4 for his third straight two-hit game... Drove in a run and scored a run in win over Belmont 6/3 in NCAA Tournament opener... Named to the SEC All-Tournament Team... Singled twice in loss to Florida 5/29 in SEC Tournament Championship game... Doubled and drove in a run in win over South Carolina 5/26... Drove in a run and scored a run in win over Georgia at SEC Tournament 5/25... Scored three runs and went 3-for-5 at Georgia 5/21... Went 1-for-4 in win at Georgia 5/20... Drove in a run going 1-for-4 at Georgia 5/19... Went 0-for-3 in loss to Florida 5/15... Came off the bench to drive in a run and score a run in win over Florida 5/14... Knocked in a run and went 1-for-3 at Kentucky 5/7... Went 0-for-2 at Kentucky 5/6... Knocked in a run going 2-for-4 against Tennessee 4/30... Scored two runs and collected third double in four games in win over Tennessee 4/29... Third straight multi-hit game with two hits in win over LSU 4/24... Collected three hits and knocked in a run against LSU 4/23... Drove in a run going 2-for-2 in win against LSU 4/22... Went 0-for-4 at South Carolina 4/16 and is 0-for-14 in his last four games... Fell into 0-for-10 slump with 0-for-3 at South Carolina 4/15... Drove in a run and notched his first double of the year against Alabama 4/8... Recorded his second multi-hit game of the weekend going 2-for-5 at Auburn 4/3... Equaled a career-best with four hits and three RBI at Auburn 4/1... Came off the bench to go 1-for-1 at Arkansas 3/27... Recorded his first multi-hit game of the year coming off the bench against Mississippi State 3/20... Collected his second straight multi-hit game going 2-for-4 against UIC 3/11... Picked up three hits with a run scored in win over Kennesaw State 3/9... Picked up his first hit of the year going 1-for-3 in win over Stanford 2/26... Went 0-for-2 in first start of the year at USD 2/20 in first game of doubleheader... **SUMMER BALL** ★ Hit .254 in 17 games for the Newport Gulls in the New England Collegiate Baseball League.

2010 ★ Suffered through a sophomore slump hitting .209 in 42 games for the Commodores... Scored two runs in 1-for-4 effort against Wofford 3/31... Scored two runs and went 2-for-4 against Indiana 3/7... Crossed the plate five times, while going 2-for-8 in three games of Dodgertown Classic 3/31...

Career Game Highs

Hits: *4, last 4/1/11 at Auburn
Runs: *3, last 5/21/11 at Georgia
RBI: *3, 4/1/11 at Auburn
Walks: 3, 3/1/09 vs. Vermont
HRs: None
Strikeouts: 3, 4/2/10 vs. Florida
Stolen Bases: 3, 3/1/09 vs. Vermont

SUMMER BALL ★ Hit .235 in 24 games for Chatham in the Cape Cod League.

2009 ★ Named to the All-SEC Freshman team after hitting .332 with 15 doubles, 40 runs scored and 22 RBI on the season... Played in 63 games, including 61 starts at second base... Led team in sacrifices with 14 (ranked 2nd in SEC) and finished third on the team in steals with 12... Named to Louisville Slugger's Freshman All-American team... Selected to the Louisville All-Regional team after hitting .375 with four runs scored, two doubles and two RBI at Regional... Scored two runs and drove in a run in 2-for-4 effort against Louisville 5/31... Drove in season-high three RBI in perfect 4-for-4 effort, including a double and run scored in first game of doubleheader against Belmont 5/5... Had two consecutive three-hit games against Alabama on 4/18 and Austin Peay on 4/21... Had his 18-game hitting streak end in the first game of the doubleheader against Alabama on 4/18... Went 3-for-3 with three hits and two RBI against Arkansas on 4/11... Went 3-for-6 with double against Florida 4/5... Was 3-for-5 with two doubles against Auburn 3/28... Went 2-for-4 with two runs scored against Wright State 3/25... Went 2-for-4, including an RBI triple in Sunday game against Kentucky 3/22... Went 2-for-3 with two doubles, two runs scored and a walk against Belmont 3/18... Reached base both times with two walks and a run scored against South Alabama 3/17... Went 1-for-3 with a double, run scored, and RBI in Sunday game against Ole Miss 3/15... Scored three runs while reaching base all three times with season-high three walks and three stolen bases in Sunday game against Vermont 3/1... Went a perfect 4-for-4 with an RBI and three runs scored in opening game of Vermont series 2/27... Notched first stolen base of career against Stanford 2/21... Collected first hit of collegiate career with RBI single against Stanford in season opener 2/20.

HIGH SCHOOL ★ Was voted 2006-08 All-Conference, All-Area and High School Offensive MVP... Was also named 2007 All-Metro and 2008 Kansas City Sports Commission and Foundation Missouri Male High School Athlete of the Year, Kansas City Star Male Scholar Athlete of the Year and Examiner Blue Springs South Athlete of the Year... Set the team record for most wins in a season with 23, finished career listed in all-time high school top ten in eight categories, and most runs scored with 38... Was a four-year letterwinner in soccer, basketball and baseball and was captain his senior year in soccer and basketball... Was selected to Missouri's Junior Sunbelt team and was 2007 tournament champions... Also played for the Richmond Braves 2008 National Team... Was a member of the National Honor Society, Student Senate/Council, Compass Cord for service hours, and Principal's honor roll.


ACADEMICS ★ Reynolds was a 2010 and 2011 All-SEC Academic selection and is working towards his degree in Financial & Organizational Management.

PERSONAL ★ Riley Richard Reynolds... Born 12/20/89... Son of Margaret and Rick Reynolds... Has two siblings, Drew and Alison... Father is golf professional and grandfather is in the NCAA football Hall of Fame... Favorites include Robinson Cano., Steve Nash, movie Major League, TV show Burn Notice, actor Denzel Washington, actress Jessica Alba, food parmesan chicken... If he could change one thing about baseball there would be no rainouts... Lists his grandfather, Bobby Reynolds as the one person living or dead he would like to have dinner with... His advice to youngsters is to stay humble... Chose Vanderbilt because of the great athletics and



2009 Freshman All-American

PLAYER INFORMATION



Steven Rice

Sophomore - LHP

5' 8" 180 lbs.

Bats-Throws: L-L

Crawfordsville, Ind.

19

Career Game Highs
 Innings Pitched: 1.0, 3/8/11 vs. Wofford
 Strikeouts: None
 Hits Allowed: None
 Walks Allowed: 4, 2/23/11 vs. Belmont
 Runs Allowed: 1, 2/23/11 vs. Belmont

	W-L	ERA	G/GS	BB	K
2011	0-0	9.00	2/0	6	0
CAREER	0-0	9.00	2/0	6	0

QUOTING CORBIN ★ *This is a year where Steven has a chance to make an impact on our pitching staff. He had few opportunities as a freshman but has used the summer and fall to propel himself forward. He has the ability to throw three quality pitches and also does a nice job of fielding his position. He has been a winning pitcher his entire amateur career, it's just a matter of time before it clicks.*

2011 ★ Walked two batters but got through one inning in win over Wofford 3/8... Walked the only four batters he faced in his collegiate debut allowing one run against Belmont 2/23... **SUMMER BALL** ★ Pitched for the Mankato Moondogs in the Northwoods League going 3-2 with a 6.15 ERA in 22 games.

HIGH SCHOOL ★ 2008 Indiana State Champions... Two-time first team All-Conference selection... Two-time first team All-State selection... Holds his high school's record for strikeouts and lowest career ERA... Lettered in baseball four years, football two years and soccer one year... High School teammate Cameron Hobson plays at Dayton.


ACADEMICS ★ Rice is undeclared on a major.

PERSONAL ★ Steven L. Rice... Born 12/26/91... Son of Terri and Gary Rice... has one sibling, Madison... Favorites include Usain Bolt (athlete), Soccer (sport other than baseball), Scrubs (TV show), Chicken Salad (meal), Step Brothers (movie), Leonardo DiCaprio (actor), Eminem (musician) and Taco Bell (late night snack)... Likes to play Xbox in his spare time... Chose Vanderbilt because of great baseball and academics.





PLAYER INFORMATION



Sam Selman

Junior - LHP
6' 3" 185 lbs.
Bats-Throws: L-L
Austin, Texas

39

	W-L	ERA	G/GS	BB	K
2011	0-0	1.42	7/0	3	6
CAREER	0-0	5.11	11/0	7	14

QUOTING CORBIN ★ *It has been fun watching Sam develop through the years. He came to our summer camp as a junior in high school weighing 150 pounds. To watch him develop physically and on the mound has been very gratifying for our staff and him personally. He has been very patient waiting for his opportunity and now he will get that chance – he's going to have a great year.*


2011 ★ Walked the one batter he faced in his first SEC game of the year against Alabama 4/10... Struck out one in two innings against Middle Tennessee State 4/5... Allowed one unearned run on three hits against UT-Martin 3/29... Turned in one perfect inning of relief against Tennessee Tech 3/22... Struck out the side in lone inning of work against Wofford 3/8... Allowed one run on one hit and one walk in one inning against Belmont 2/23... **SUMMER BALL** ★ Went 2-4 in eight starts for Mankato in the Northwoods League posting a 3.89 ERA and fanning 46 in 41.2 innings.

2010 ★ Pitched in four games for the Commodores as a true freshman posting a 9.00 ERA and fanning eight batters in six innings of work... Struck out two in one-inning of one-hit scoreless relief against Wofford (3/30)... Threw one inning of one-hit scoreless relief with two strikeouts and two walks against Tennessee Tech (3/3)... Allowed no runs and one hit in first collegiate appearance against Niagara, throwing one-inning of relief (2/20)... **SUMMER BALL** ★ Pitched for the Mankato Moondogs in the Northwoods League over the summer going 2-4 with a 3.89 ERA... Tabbed the third-best prospect and top pitching prospect in the Northwoods League.

HIGH SCHOOL ★ ABCA/Rawlings All-American... Two-time Under Armour pre-season All-American (2008, 09)... 14th round draft pick by the Los Angeles Angels in the 2009 MLB first-year player draft... Named school most valuable player as a junior and senior... Two-time all-conference selection (2008, 09), Three-time All-Zone selection... Played on same team as Shelby Miller (first round pick by Cardinals) and Everett Williams (Second round pick by Padres)... Played for the Austin Baseball Club during the summers.


Career Game Highs

Innings Pitched: 3.0, 3/16/10 vs. WKU
Strikeouts: 4, 3/16/10 vs. WKU
Hits Allowed: 6, 3/16/10 vs. WKU
Walks Allowed: *2, last 3/16/10 vs. WKU
Runs Allowed: 6, 3/16/10 vs. WKU



ACADEMICS ★ Selman is a Human & Organizational Development major.

PERSONAL ★ Samuel Ayres Selman... Born 11/14/90... Son of Cynthia and Jack Selman... Has one brother, Will... Favorites include C.C. Sabathia (athlete), Tom Hanks (actor), Rookie of the Year (movie), Hootie and the Blowfish (musician) and golf (other sport)... Chose Vanderbilt because of the great baseball program and excellent academics.



PLAYER INFORMATION



Mike Yastrzemski 18

Junior - OF
6' 0" 180 lbs.

	AVG	G/GS	HR	RBI	E
2011	.296	66/66	3	42	4
CAREER	.283	111/104	6	66	4

QUOTING CORBIN ★ *Mike has been a regular in the outfield since his freshman year. He is one of the most consistent kids we have had in our program. He is very intense and deliberate in his approach to the game. He's a winning player... smart, savvy and very team-oriented. He handles the bat very well and is one of the best base runners that we have.*

2011 ★ Singled twice and scored a run in College World Series loss to Florida 6/24... Scored a run and went 1-for-4 in elimination game win over North Carolina 6/22... Went 0-for-4 in College World Series loss to Florida 6/21... Struck out three times going 1-for-5 in College World Series win over North Carolina 6/18... Went 0-for-3 against Oregon State in Super Regional clinching win 6/11... Hammered his third home run of the year and set a new career-best with four RBI in win over Oregon State in Super Regional 6/10... Named to the All-Tournament team for the Regional... Scored a run and went 1-for-4 in Regional clinching win over Belmont 6/5... Hit his first triple of the year to spark a two-out rally in win over Troy 6/4... Posted fourth three-hit game of the year in win over Belmont 6/3 in NCAA Tournament opener... Knocked in two runs and went 1-for-4 in win over South Carolina 5/26... Went 1-for-3 in win over Georgia in SEC Tournament opener 5/25... Scored two runs and drove in a run in win at Georgia 5/21... Big two-run single helped lead VU to win at Georgia 5/20 going 3-for-4 with two stolen bases... Matched a career-high with three strikeouts in loss to Florida 5/15... Scored a run going 2-for-4 with a RBI against Florida 5/14... Went 2-for-3 with a run scored in win at Louisville 5/10...



Drove in a run going 1-for-5 with a career-high three strikeouts at Kentucky 5/8... Went 3-for-5 with two runs scored against Tennessee 5/1... Drove in three runs against Tennessee 4/29... Knocked in a run for the third straight game with a career-best three walks in win over LSU 4/24... Hit his second home run in his last four games with a solo shot to left field in win over LSU 4/23... Drove in three runs and scored twice in win over LSU 4/22... Belted his first home run of the year with second inning solo shot at South Carolina 4/16... Struck out twice and went 0-for-3 at South Carolina 4/15... Doubled in the game's only run in win at Middle Tennessee State 4/12... Went a perfect 3-for-3 with three runs

Career Game Highs

Hits: *3, last 6/3/11 vs. Belmont
Runs: *3, 4/10/11 vs. Alabama
RBI: 4, 6/10/11 vs. Oregon State
Walks: 3, 4/24/11 vs. LSU
HRs: *1, last 6/10/11 vs. Oregon State
Strikeouts: *3, last 5/15/11 vs. Florida
Stolen Bases: *2, last 5/20/11 at Georgia

scored to match career-bests against Alabama 4/10... Scored two runs to run his total to six in his last three games and knocked in a run for eight RBI in his last seven games in win over Alabama 4/9... Drove in two runs and scored two runs in win over Alabama 4/8... Scored twice and

knocked in a run but went 0-for-2 against Middle Tennessee State 4/5... Went 0-for-4 with two strikeouts at Auburn 4/3... Big two-run single in eighth inning helped beat Auburn 4/2... Scored two runs going 1-for-2 with RBI at Auburn 4/1... Fell into 0-for-11 slump going 0-for-3 against UT-Martin 3/29... Went 0-for-5 with a run scored to snap eight-game hitting streak at Arkansas 3/26... Singled to stretch hitting streak to eight games but equaled a career-high with two strikeouts at Arkansas 3/25... Crossed the plate twice and knocked in two runs against Tennessee Tech 3/22... Scored a run for the fourth straight game going 1-for-3 against Mississippi State 3/20... At least one hit in five straight games going 1-for-3 with a run scored against Mississippi State 3/19, one steal in three straight games... Scored two runs going 2-for-4 against Purdue 3/15... Drove in the winning run with a RBI-double in the 10th inning against UIC 3/12... Went 1-for-3 scoring a run for the 10th time in 13 games in win over Wofford 3/8... Scored a run going 1-for-3 in second game of double dip sweep of Brown 3/6... Collected a career-high three hits in win over Western Kentucky 3/1... Drove in a run but went 0-for-2 in loss to Stanford 2/27... Doubled and scored against Stanford 2/25... Scored twice and went 2-for-4 in second game of double dip at USD 2/20... Stole a career-high two bases and went 1-for-3 with a run scored in first game of doubleheader at USD 2/20... Drove in a run for the second straight day going 1-for-3 in win at SDSU 2/19... Went 1-for-2 with one RBI in Opening Day win at USD 2/18... **SUMMER BALL** ★ Played in 22 games for Cotuit in the Cape Cod League hitting .252 with five extra-base hits and 12 RBI.

2010 ★ Had a solid freshman season hitting .260 with 11 extra-base hits in 58 games for the Commodores... Went 3-for-5 in NCAA Louisville Regional championship game 6/7... Connected on a two-run home run, his second of the year, against LSU at the SEC Tournament 5/27... Drove in a season-high three runs with a three-run double in Saturday game against Mississippi State 5/15... Made a game saving, diving catch against Mississippi State with two outs in the bottom of the ninth 5/15... Recorded an RBI pinch-hit double in only at-bat against Belmont 4/6... Went 2-for-3 with a RBI-double and a run scored in game two of doubleheader against Kentucky 3/27... Launched the first home run of his collegiate career with solo shot in Friday game against Ohio 3/12... First collegiate at-bat was a two-run double down the right field line in first game of the season against Niagara (2/19).


HIGH SCHOOL ★ First-team Salem News All-Star selection... Catholic Conference All-Star... Team captain... Three-year starter and three-year letterwinner... Recipient of Varsity Baseball Award... Played for the Andover Legion baseball team during the summer... Legion team went 18-3 and qualified for state tournament... Selected in the 36th round of the 2009 MLB first-year player draft by the Boston Red Sox.

ACADEMICS ★ Yastrzemski is majoring in Crime and Society. He was a member of the All-SEC Academic team in 2011.

PERSONAL ★ Michael Andrew Yastrzemski (Ya-strem-ski)... Born 8/23/90... Son of Mike and Anne-Marie Yastrzemski... Grandson of Boston Red Sox Hall of Famer, Carl Yastrzemski... Father was a third-round draft pick by the Atlanta Braves in 1984 and played for the White Sox at the Triple-A level... Nickname is Yaz... Favorites include Chase Utley (athlete), Boondock Saints (movie), Homeland (TV show), Mark Wahlberg (actor), Steak (food) and Dave Matthews Band (musician)... His advice to youngsters is to always work hard... Chose Vanderbilt because it offered the best combination of athletics



PLAYER INFORMATION



Kevin Ziomek

35

Sophomore - LHP
6' 3" 200 lbs.
Bats-Throws: L-L
Amherst, Mass

2011	W-L	ERA	G/GS	BB	K
CAREER	3-0	1.59	27/5	16	47
	3-0	1.59	27/5	16	47

QUOTING CORBIN ★ *Zo has the most starting experience of any pitcher that we return. He should figure to be one of our starters on the weekend. He had a very nice freshman year with many quality outings and the good fortune of being able to throw in Omaha. We love his ability and his assortment of pitches. It has been fun watching him progress and develop as a leader on our staff over the last year.*

2011 ★ Struck out the only batter he faced to strand two runners and end the eighth inning in College World Series loss to Florida 6/24... Recorded the final out in Vanderbilt's first-ever College World Series win over North Carolina 6/18... Named a Freshman All-American by the NCBWA, one of a school record four freshmen to earn Freshman All-American honors (Kemp, Gregor, Pecoraro)... Needed just seven pitches to work a perfect inning against Belmont 6/3 in NCAA Regional Tournament opener... Threw one pitch to get one out in win over Arkansas 5/28... Earned the win pitching 3.2 no-hit innings against Georgia in SEC Tournament 5/25... Tabbed an All-Freshman SEC performer... Notched his first save of his career working three scoreless innings at Georgia 5/20... Walked the lone batter he faced against Florida 5/15... Tossed two scoreless innings striking out two in win over Florida 5/14... Picked up his second win of the year pitching three scoreless innings at Louisville 5/10... Stranded two inherited runners recording two outs in win at Kentucky 5/8... Fanned two in his lone inning of work against Tennessee 5/1... Faced only one batter and allowed two-of-three inherited runners to score against LSU 4/24... Allowed all three inherited runners to score in loss at South Carolina 4/17... Struck out one in 0.2 innings at South Carolina 4/16... Allowed one hit and one walk in lone inning at Middle Tennessee State 4/12... Struck out the side around two hits in one inning of work against Alabama 4/9... Struck out two in two perfect innings against Middle Tennessee State 4/5... Allowed a hit to the lone batter he faced at Auburn 4/3... Turned in one scoreless inning at Auburn 4/2... Pitched in his first SEC game recording two big outs at Arkansas 3/27 with two runners on in a one-run game... Gave up a two-run home run but fanned five in a two-inning start against Tennessee Tech 3/22... Earned his first collegiate win pitching five scoreless innings against Purdue 3/15... Started his second game for VU giving up two runs on five hits with six strikeouts over 3.2 innings against Kennesaw State 3/9... Recorded two outs in win over Brown 3/6... Struck out a career-best six in 3.1 innings of relief against Western Kentucky 3/1... Gave up two runs on seven hits with five strikeouts over three-plus innings against Stanford 2/26... Started in his collegiate debut tossing 5.1 innings and fanning five while allowing two runs, one earned, on four hits at

Career Game Highs


Innings Pitched: 5.1, 2/19/11 at SDSU
Strikeouts: *6, last 3/9/11 vs. Kennesaw St.
Hits Allowed: 7, 2/26/11 vs. Stanford
Walks Allowed: *2, last 5/25/11 vs. Georgia
Runs Allowed: *2, last 3/22/11 vs. Tenn.Tech

SDSU 2/19.

HIGH SCHOOL ★ 2010 Massachusetts State champions... 2010 Western Massachusetts Pitcher of the Year... Rawlings All-American First team... Under Armour Pre-season All-American... Lettered three years in baseball and basketball... Baseball Team Captain his junior and senior seasons... Was a member of National Honor Society... Played for Amherst American Legion and Mid-Atlantic Rookies during the summer... Drafted in the 13th round of the 2010 MLB Draft by Arizona.

ACADEMICS ★ Ziomek is undecided on a major. He was a SEC Academic Honor Roll selection as a freshman.

PERSONAL ★ Kevin Matthew Ziomek (ZO-mek)... Born 3/21/92... Son of Peter and Megin Ziomek... Has two brothers, Rory and Brendan... Nickname is Zo... Favorites include Jon Lester (athlete), The Bourne Identity (movie), Steak (meal), Bahamas (vacation spot), SportsCenter (TV show), Leonardo DiCaprio (actor) and Lil Wayne (musician)... Tabbed Nolan Ryan as the one person living or dead he would like to have dinner with... His most memorable athletic moment is going to Omaha and spending an exciting week with his teammates... Chose Vanderbilt because of a great balance of academics and



**2011 Freshman All-American
2011 Freshman All-SEC**

PLAYER INFORMATION



Tyler Beede

Freshman - RHP
6' 4" 200 lbs.
Bats-Throws: R-R
Auburn, Mass.

11

QUOTING CORBIN ★ *Tyler is a young man that we have known since his 9th grade year. He has a very good foundation for pitching. He is one of those kids with a great acumen for the entire game of baseball. He is likely to start for us in year one. His investment in the game and his ability to throw strikes with several pitches will allow him to be a very good one.*

HIGH SCHOOL ★ First team All-American (Aflac, Under Armour, Baseball America, Rawlings, USA Today, Louisville Slugger and ESPN Rise)... Mr. Baseball by ESPN New England 2011... ISL Spring MVP 2011... 2011 LSL champions... 2009 Massachusetts State champions... Captained the baseball team as a senior... Played football (3 years) and basketball (1 year) along with baseball (4 years)... Drafted in the first round (21st overall) by Toronto in 2011 MLB Draft, only first round pick not to sign in 2011.

ACADEMICS ★ Beede is undecided on a major in his first year at Vanderbilt.

PERSONAL ★ Tyler Joseph Beede (BEE-dee)... Born 5/23/93... Son of Walter Beede and Cheryl Rivers... Has an older brother, Kyle... Nickname is Young Beedah... Favorites include former teammate Tim Collins (baseball player), Boston Red Sox (baseball team) and football (other sport)... Lists rapping as his oddest talent and would be a rapper if not an athlete... Says teammate Adam Ravenelle would play him in a movie about his life... One word that describes him is hard-working... Roommates with Adam Ravenelle... Chose Vanderbilt



Connor Castellano

Freshman - IF
6' 0" 190 lbs.

1

QUOTING CORBIN ★ *Connor came to us as an advanced amateur hitter, who was identified in our summer camp during his junior year. He is a very intense young man who works extremely hard at all phases of the game. I look for him to work his way onto the field with his bat, while developing his defensive game.*

HIGH SCHOOL ★ First team All-State 2008-11... Five-time All-District... Three-time All-City... 2011 State MVP in Class 2A... 2011, 2009 Louisiana State champs... 2008 State runner-up... Holds seven offensive school records... Captained the baseball team as a senior and junior... Played summer or high school ball with 11 players on SEC rosters... Played for Marucci Elite and Southeast Texas Sundevils during the summer.

ACADEMICS ★ Castellano is undecided on a major in his first year at Vanderbilt.

PERSONAL ★ Connor Williams Castellano (CAST-a-lah-no)... Born 6/11/92... Son of Arnie and Dee Ann Castellano... Has two siblings, Caron and Allie-Marie... Favorites include Ian Kinsler (baseball player), Cleveland Indians (baseball team), Ping Pong or football (other sport), Rudy or Rocky (movies), anything Italian or Mexican (food), Mark Wahlberg (actor), New York City (vacation spot), protein shake (late night snack)... Uses discipline as one word to describe himself... Roommates with Brian Miller... Chose Vanderbilt because of the coaching staff, the competition and the quality education.



Vince Conde

Freshman - IF
6' 0" 190 lbs.
Bats-Throws: R-R
Oviedo, Fla.

3

QUOTING CORBIN ★ *Vinnie is going to be a good player in our program, sooner rather than later. Defensively, he has soft hands with a very accurate throwing arm. As a hitter, he has good swing mechanics with the ability to drive the ball - he should impact our lineup soon.*

HIGH SCHOOL ★ All-District 2008-11... Second team pre-season Central Florida 2011... Regional champs 2010-11... State Runner-Up 2007, 2011... State Final Four 2010... District champions 2007-08, 2010-11... High School team set the Florida state record with 85 home runs in 2011... Captained the baseball team as a senior... High School/Summer ball teammates with Dante Bichette Jr. (New York Yankees) and Alex Carter (Notre Dame)... Played summer ball for FTB Mizuno.

ACADEMICS ★ Conde is undecided on a major in his first year at Vanderbilt.

PERSONAL ★ Vicente David Conde (Con-DEE)... Born 10/13/93 in San Juan, Puerto Rico... Nickname is Wiz... Favorites include Robinson Cano or Jose Bautista (baseball player), New York Yankees or Florida Marlins (baseball team), basketball (other sport), Rush Hour, Bad Boys 2, Hitch (movies), Will Smith and Adam Sandler (actors), California (vacation spot)... Uses passionate as the one word to describe himself... Roommates with Will Cooper... Chose Vanderbilt because of the combination of great athletics with great academics and a great coaching staff.



Will Cooper

Freshman - IF/OF
6' 0" 190 lbs.
Bats-Throws: R-R
Chattanooga, Tenn.

2

QUOTING CORBIN ★ *Coop is going to be a valuable player in our program because of his versatility. He is strong, fast and athletic and has the ability to play various positions. He came to us as an infielder, but he will play some outfield while working a little bit behind the plate. Offensively, he has the chance to really drive the baseball. Team kid with a 'do anything' attitude.*

HIGH SCHOOL ★ 2011 Division II Middle/East All-Region Player of the Year, Chattanooga Times Free Press Baseball Best of Preps First team, Greater Chattanooga/Southeast Tennessee FCA Athlete of the Year nominee... 2011 Tennessee state Final Four... 2008 Region champ and state runner-up... Captained the baseball team as a senior... Played summer ball for Chattanooga Cyclones.

ACADEMICS ★ Cooper is undecided on a major in his first year at Vanderbilt.

PERSONAL ★ William Tanner Cooper... Born 3/11/92... Son of Todd and Stacy Cooper... Has two younger siblings, Jackson and Brett... Nickname is Coop... Favorites include Brian McCann (baseball player), Atlanta Braves (baseball team), football (other sport), Green Mile, Back to the Future, Casino Royale (movies), Tom Hanks and Julia Roberts (actor/actress), Steak or French Dip (meal), brownies (late night snack)... Would be a sports broadcaster if he was not an athlete... Says Michael J. Fox would play him in a movie... Motivated is one word that describes him... Roommates with Vince Conde... Chose



PLAYER INFORMATION



Chris Harvey
Freshman - C
6' 5" 215 lbs.
Bats-Throws: R-R
Norristown, Pa.

44

QUOTING CORBIN ★ *We identified Chris in our High School camp. There aren't too many kids in the country like him. He has great size, arm strength and is a very athletic catcher. What separates him from most young players is his feel for hitting and his overall maturity for the game.*

HIGH SCHOOL ★ 2011 All-American (Perfect Game, Under Armour, Area Code, ESPN Max Preps)... 2011 Pennsylvania Baseball Nine All-State First team... 2009-11 Carpenter Cup Team, Times Herald All-Area, Philadelphia Inquirer All-Southeastern Pennsylvania, Philadelphia Daily News All-City... Set Germantown Academy freshman home run record in 2009... Captained baseball team as a junior... Graduated high school early to enroll at Vanderbilt.

ACADEMICS ★ Harvey is undecided on a major in his first year at Vanderbilt.

PERSONAL ★ Christopher James Harvey... Born 3/10/93... Son of Frank and Joan Harvey... Has two siblings Megan (swimmer at Georgetown) and Michael (wrestler at North Carolina)... Nickname is Harv... Favorites include Joe Mauer (baseball player), Philadelphia Phillies (baseball team), football (other sport), The Strokes (band)... If not an athlete he would be Bear Grylls... In a movie about his life Vince Vaughn would play him... Lists balancing things on his chin as his oddest talent... Roommates with John Norwood... Chose Vanderbilt because of the complete package of academics, athletics, campus and family atmosphere created by coaching staff and players.



D.J. Luna
RS-Sophomore - IF
6' 2" 190 lbs.
Bats-Throws: R-R
Franklin, Tenn.

25

QUOTING CORBIN ★ *D.J. has complete respect from his teammates because of his approach to competing and serving other people. He is a very good story for us as a kid who went from being a walk-on player to a usable piece of our team. He will challenge for a back up infield spot this year.*

2011 ★ Redshirted after transferring from Samford, where he played football.

HIGH SCHOOL ★ Played football, basketball and baseball at Brentwood Academy in Brentwood, TN... Teams won state championships in basketball (2005), football (2006) and baseball (2007-08)... Named an All-State football player in 2008 and All-State baseball player in 2009... Played with several Division I athletes including Brandon Wright (Golden State Warriors), Thad McHaney (Vanderbilt football), and Jake Stallings (North Carolina baseball).

ACADEMICS ★ Luna is an Economics major after transferring from Samford.

PERSONAL ★ Drew Johnston Luna Jr.... Born 11/20/89... Son of Tina and Drew Luna... Has one brother, Jay... Grandfather played football and baseball at Alabama and later played professionally for the San Francisco 49ers and Pittsburgh Steelers, his father played baseball at Lipscomb... Favorites include Chipper Jones and Michael Vick (athletes), Training Day (movie), SportsCenter (TV show), Brad Pitt (actor), Steak and Potatoes (meal), Garth Brooks (musician), Pizza (late night snack)... If he was not an athlete at Vanderbilt he would



Brian Miller
Freshman - RHP
6' 4" 190 lbs.
Bats-Throws: R-R
Franklin, Tenn.

33

QUOTING CORBIN ★ *B-Mill is an anomaly on our pitching staff. We have not had a pitcher who throws from the various arm angles and do so with consistency like Brian. He pitched out of the bullpen this fall and we intend to use him in that role during his first year. He is a highly focused young man who does very well academically and will no doubt be a focal point of our pitching staff very soon.*

HIGH SCHOOL ★ 2011 Mid-State Player of the Year, District MVP, All-Tournament Team... 2010 Sunbelt All-Tournament Team, District Right-Handed Pitcher of the Year... 2009 District Tournament MVP and team Pitcher of the Year... two-time All-District basketball player and team captain... 2009, 2011 District and Regional champions... 2010 regular season District champs.

ACADEMICS ★ Miller is undecided on a major in his first year at Vanderbilt.

PERSONAL ★ Brian Adam Miller... Born 7/15/92... Sone of Gregg and Deb Miller... Has one sibling, Cam... Nickname B-Mill... Favorites include Cal Ripken Jr. (baseball player), Texas Rangers (baseball team), Dark Knight, School of Rock (movies), Fritos (late night snack)... Would be on the drumline if not an athlete... Uses witty to describe himself... Oddest talent is juggling anything... Played high school/summer ball with three Vandy teammates (Josh Lee, Tony Kemp, Zander Wiel)... Great, great uncle is Detroit Tigers Hall of Famer Charlie Gheringer... Roommates with Connor Castellano... Chose Vanderbilt because of



Jared Miller
Freshman - LHP
6' 6" 230 lbs.
Bats-Throws: L-L
Avon, Ind.

28

QUOTING CORBIN ★ *Jared is a kid who has a chance to have a nice career. He's tall and pitches with a good downward angle to the plate. He has a good arm and is a consistent strike thrower. He showed flashes of what he is capable of doing during the course of the fall. Jared is a bright-eyed kid who will add positive energy to the team.*

HIGH SCHOOL ★ 2011 First team All-State, 2009-11 All-Conference, Indiana All-West Player of the Year, Mr. Baseball candidate, Indiana All-West team 2009-11... Holds four career school records (HR, RBI, IP and strikeouts) and four single season school records (HR, RBI, batting average and strikeouts)... Lettered three years in basketball and baseball.

ACADEMICS ★ Miller is undecided on a major in his first year at Vanderbilt.

PERSONAL ★ Jared Raymond Miller... Born 8/21/93... Son of Randy and Diane Miller... Has two brothers Joshua and Joey... Nickname is J-Rod... Favorites include Albert Pujols (baseball player), St. Louis Cardinals (baseball team), basketball (other sport), Blind Side (movie), Criminal Minds (TV show), Will Ferrell and Jennifer Aniston (actor/actress)... chicken alfredo (meal), cheese (late night snack)... Would be a chef/baker if not an athlete... In a movie about his life Taylor Lautner would play him... Oddest talent is handstands and walking on his hands... Exuberant is word he uses to describe himself... Roommates with Philip Pfeifer... Chose Vanderbilt because of great academic

PLAYER INFORMATION



John Norwood
Freshman - OF
6' 2" 190 lbs.
Bats-Throws: R-R
Peapack, N.J.

10

QUOTING CORBIN ★ *There aren't too many kids in the country as athletic as Johnny. He is tall, rangy, strong, fast and has a good arm. Playing behind several talented kids in the outfield, Johnny will get the chance to grow and learn from these kids – he will be a very good player in time. His bat may give him opportunities this year.*

HIGH SCHOOL ★ 2011 Second team All-State... 2011 County champions and conference champs 2010-11... Lettered three years in baseball... Drafted in the 12th round by Toronto Blue Jays in 2011 MLB Draft making him the highest drafted outfielder in Seton Hall Prep history.

ACADEMICS ★ Norwood is undecided on a major in his first year at Vanderbilt.

PERSONAL ★ John Lindsey Norwood... Born 9/27/92... Son of Paula Burroughs... Nickname is J-Wood... Father played football at Pitt with Dan Marino... Favorites include Carl Crawford (baseball player), New York Mets (baseball team), basketball (other sport), Hardball, Horrible Bosses, The Hangover (movies), Leonardo DiCaprio and Jennifer Aniston (actor/actress), SportsCenter and Baseball Tonight (TV shows), ceasar salad (meal), cinnamon buns (late night snack), Jay-Z (musician), Entertaining is the word he uses to describe himself... Roommates with Chris Harvey... Chose Vanderbilt because it's a strong baseball program with great players and a very good academic institution.



Philip Pfeifer
Freshman - LHP
6' 0" 195 lbs.
Bats-Throws: L-L
Knoxville, Tenn.

22

QUOTING CORBIN ★ *Highly competitive...that sums up Phillip. He is a 'pure' winner and he will take the ball in any situation that you put him in...you want him on the mound. In what role he ends up pitching, I am not sure, but those innings will be important ones. He will be very impactful to our pitching staff in year one.*

HIGH SCHOOL ★ Finished vaunted high school career 46-4 with 465 strikeouts setting or matching multiple Tennessee state records, including state record for career wins... 2011 All-American (Louisville Slugger, ESPN Rise)... 2008-11 All-State, All-Region and All-District... Four-time state champ 2008-11... With Team USA national team Pan-Am champs 2008-09... 2009-10 All-American... Selected in the 44th round of 2011 MLB Draft by Texas Rangers.

ACADEMICS ★ Pfeifer is undecided on a major in his first year at Vanderbilt.

PERSONAL ★ Philip James Pfeifer... Born 7/15/92... Son of Phil and Janet Pfeifer... Has two sisters Peggy and Olivia... Nickname is Pfeif... Plays electric bass and guitar... Favorites include Derek Jeter (player), New York Yankees (baseball team), tennis (other sport), Dogma, Jay & Silent Bob Strike Back (movies), chicken parmesan (meal), Minus the Bear (band), dark chocolate (late night snack)... Would be a musician if not an athlete... In a movie about his life Andy Samberg would play him... Roommates with Jared Miller... Chose Vanderbilt because it was his No. 1 since his first visit and it's where the



Adam Ravenelle
Freshman - RHP
6' 2" 185 lbs.
Bats-Throws: R-R
Sudbury, Mass.

12

QUOTING CORBIN ★ *Adam is the type of kid who is really going to be fun to watch grow. His size and pitching actions are similar to that of former Dore Matt Buschmann. He has a strong arm and potential for a very good breaking ball. It's a matter of harnessing his pitches but that will only be a matter of time.*

HIGH SCHOOL ★ 2011 ESPN Boston All-State team, MVP of Dual County League, Boston Herald and Boston Globe All-Scholastic, DCL All-Star 2010-11... Captained the baseball team as a senior... 2011 Massachusetts state champions... DCL champs 2009-11... Drafted in the 44th round by the New York Yankees in the 2011 MLB Draft.

ACADEMICS ★ Ravenelle is undecided on a major in his first year at Vanderbilt.

PERSONAL ★ Adam S. Ravenelle... Born 10/5/92... Son of Andre and Edie Ravenelle... Has one sister, Andrea... Nickname is Rav... Played summer ball with Vandy teammate Tyler Beede and Vandy recruit Kevin Comer... Favorites include Daniel Bard (baseball player), Boston Red Sox (baseball team), basketball (other sport), Step Brothers (movie), Adam Sandler and Steve Carell (actors), chicken parmesan (meal)... In a movie about his life he would pick teammate Tyler Beede to play him... Balancing spoons on his nose is his odd-est talent... Roommates with Tyler Beede... Chose Vanderbilt because of best education along with best college baseball.



Drew VerHagen
Junior - RHP
6' 6" 225 lbs.
Bats-Throws: R-R
Rockwall, Texas

34

QUOTING CORBIN ★ *Vergie was a nice surprise for us at the end of the fall after resting his arm for early portion of it. He comes to us from a very successful junior college program in Texas. He made very nice strength gains during the fall and was the Omaha Challenge winner for the pitchers. He throws a very heavy ball with a quality breaking pitch. If he gets back to full strength, Drew has a chance to be very good.*

NAVARRO COLLEGE ★ Team won Junior College World Series in his lone season with Navarro after he transferred from Oklahoma. Played one year for the Sooners before transferring.

HIGH SCHOOL ★ First team All-District as a junior and senior at Rockwall Heath... Lettered three years in baseball.

ACADEMICS ★ He is majoring in Human & Organizational Development.

PERSONAL ★ Drew Edward VerHagen... Born 10/22/90... Son of Glen and Margie VerHagen... Has two siblings, Derek and Sarah... Nickname is Vergie... Favorites include Daniel Bard (pitcher), Josh Hamilton (hitter), Texas Rangers (baseball team), college football (other sport), Swamp People, Family Guy (TV shows), Buffalo wings (meal)... Would choose Vince Vaughn to play him in a movie about his life... Roommates with Will Clinard and Spencer Navin... Chose Vanderbilt to play for a team that has a chance of going to Omaha every year, to be coached by some of the best coaches in the country and receive a degree from one of the best schools in the country.



PLAYER INFORMATION



Zander Wiel
Freshman - IF
6' 3" 235 lbs.
Bats-Throws: R-R
Murfreesboro, Tenn.

43

QUOTING CORBIN ★ *Zander has come a long way academically, physically and mentally over the past few months. He plays the game with enthusiasm and energy. He has improved a great deal as a defensive first baseman and is capable of becoming a good hitter with eventual power.*

HIGH SCHOOL ★ 2011 First team All-District, All-Region and All-Mid-State... 2010 First team All-District and Region, Second team All-Mid-State... 2009 First team All-District and Region... 2010 team was District runner-up... 2009 team was District and Region champs and state tournament participant... Lettered three years in baseball and one in basketball.

ACADEMICS ★ Wiel is undecided on a major in his first year at Vanderbilt.

PERSONAL ★ Alexander McBrayer Wiel... Born 1/11/93... Son of Connie and Randy Wiel... Nickname is Big Z... Father played and coached basketball at North Carolina and was head basketball coach at UNC-Asheville and Middle Tennessee State... Played summer ball with Vandy teammate Brian Miller... Favorites include Adrian Gonzalez (baseball player), Atlanta Braves (baseball team), basketball (other sport), Cheez-its and orange juice (late night snack)... Oddest talent is beatboxing... Multi-talented is the one word he would use to describe himself... Roommates with Nevin Wilson... Chose Vanderbilt because of Coach Corbin, who always struck him as a coach who not only made kids better baseball players but better men as well.



Nevin Wilson
Freshman - LHP
6' 2" 180 lbs.
Bats-Throws: L-L
Scottsdale, Ariz.

24

QUOTING CORBIN ★ *Nevin was a late find for our program. He has a very smooth delivery with easy arm strength and explosive fastball. His body has developed over the past four months and he has plenty of room to grow. A year in this program is going to be very beneficial for him.*


HIGH SCHOOL ★ Played just two years of baseball earning First team All-American USA West honors from Rawlings as a senior and ESPN Rise First team All-State... Team won Arizona state championship in 2011... Lettered three years in basketball... Selected in the 44th round of the 2011 MLB Draft by the Philadelphia Phillies.

ACADEMICS ★ Wilson is undecided on a major in his first year at Vanderbilt.

PERSONAL ★ Nevin James Wilson... Born 2/22/93... Son of Jim and Tiffany Wilson... Has one sister, Mary Mag... Nickname is Nev... Great Grandfather was one of the Four Horsemen at Notre Dame... Father played college basketball at St. Leo, where his mother was a cheerleader... Favorites include David Price (baseball player), Milwaukee Brewers (baseball team), basketball (other sport), Happy Gilmore, Big Daddy, Step Brothers (movies), steak and potatoes (meal), granola bar (late night snack)... Enthusiastic is the one word he would use to describe himself... Roommates with Zander Wiel... Chose Vanderbilt because it's the best school in the country with academic reputation combined with baseball prestige.



TV/RADIO ROSTER




11 Tyler Beede
Freshman ★ RHP




1 Connor Castellano
Freshman ★ IF



46 Will Clinard
RS-Junior ★ RHP



3 Vince Conde
Freshman ★ IF



2 Will Cooper
Freshman ★ OF/IF



45 Drew Fann
RS-Senior ★ C



13 Anthony Gomez
Junior ★ IF




55 Conrad Gregor
Sophomore ★ IF




20 Connor Harrell
Junior ★ OF



17 Andrew Harris
RS-Junior ★ IF



44 Chris Harvey
Freshman ★ C




15 Will Johnson
Sophomore ★ OF



6 Tony Kemp
Sophomore ★ OF



27 Keenan Kolinsky
RS-Sophomore ★ LHP




7 Josh Lee
Sophomore ★ OF




25 D.J. Luna
RS-Sophomore ★ IF




51 Jack Lupo
RS-Junior ★ OF



42 Joel McKeithan
Sophomore ★ IF



33 Brian Miller
Freshman ★ RHP




28 Jared Miller
Freshman ★ LHP




5 Spencer Navin
Sophomore ★ C




10 John Norwood
Freshman ★ OF




40 T.J. Pecoraro
Sophomore ★ RHP




22 Philip Pfeifer
Freshman ★ LHP




12 Adam Ravenelle
Freshman ★ RHP




8 Riley Reynolds
Senior ★ IF



19 Steven Rice
Sophomore ★ LHP




39 Sam Selman
Junior ★ LHP




34 Drew VerHagen
Junior ★ RHP




43 Zander Wiel
Freshman ★ IF



24 Nevin Wilson
Freshman ★ LHP




18 Mike Yastrzemski
Junior ★ OF



35 Kevin Ziomek
Sophomore ★ LHP



4 Tim Corbin
Head Coach



16 Derek Johnson
Assoc. Head Coach/
Pitching Coach



32 Josh Holliday
Hitting Coach/
Recruiting Coor.



30 Larry Day
Volunteer
Asst. Coach



PLAYER CAREER STATS

Will Clinard - RHP

Year	era	w-l	app	gs	cg	sho	sv	ip	h	r	er	bb	so	2b	3b	hr	bf	avg	wp	hbp	bk	sfa	sha
2010	2.68	4-0	21	1	0	0/0	1	43.2	43	15	13	17	38	6	0	1	183	.265	2	2	1	1	1
2011	2.75	2-2	35	0	0	0/2	3	39.1	36	15	12	10	48	4	1	2	169	.245	3	8	0	1	3
TOTAL	2.71	6-2	56	1	0	0/2	4	83.0	79	30	25	27	86	10	1	3	352	.256	5	10	1	2	4

Drew Fann - C

Year	avg	gp-gs	ab	r	h	2b	3b	hr	rbi	tb	slg	bb	hbp	so	gdp	obp	sf	sh	sb-att	po	a	e	fld%
2009	.306	18-11	36	5	11	1	0	1	10	15	.417	2	2	9	2	.366	1	3	0-0	107	2	1	.991
2010	.358	34-16	53	9	19	6	0	0	7	25	.472	16	4	7	3	.534	0	1	0-2	133	6	1	.993
2011	.158	21-6	19	0	3	0	0	0	3	3	.158	3	4	5	2	.385	0	1	0-0	65	4	2	.972
TOTAL	.306	73-33	108	14	33	7	0	1	20	43	.385	21	10	21	7	.460	1	5	0-2	305	12	4	.986

Anthony Gomez - IF

Year	avg	gp-gs	ab	r	h	2b	3b	hr	rbi	tb	slg	bb	hbp	so	gdp	obp	sf	sh	sb-att	po	a	e	fld%
2010	.379	60-51	214	41	81	10	0	2	30	97	.453	14	2	9	9	.418	2	13	9-12	69	119	5	.974
2011	.336	66-66	286	61	96	12	2	0	48	112	.392	9	1	14	5	.352	5	9	7-9	78	189	19	.934
TOTAL	.354	126-117	500	102	177	22	2	2	78	209	.418	23	3	23	14	.381	7	22	16-21	147	308	24	.950

Conrad Gregor - IF

Year	avg	gp-gs	ab	r	h	2b	3b	hr	rbi	tb	slg	bb	hbp	so	gdp	obp	sf	sh	sb-att	po	a	e	fld%
2011	.353	58-49	170	33	60	11	0	3	32	80	.471	32	2	30	2	.456	2	3	2-4	6	0	0	1.000
TOTAL	.353	58-49	170	33	60	11	0	3	32	80	.471	32	2	30	2	.456	2	3	2-4	6	0	0	1.000

Connor Harrell - OF

Year	avg	gp-gs	ab	r	h	2b	3b	hr	rbi	tb	slg	bb	hbp	so	gdp	obp	sf	sh	sb-att	po	a	e	fld%
2010	.300	61-58	210	33	63	15	0	3	39	87	.414	20	8	55	2	.378	3	1	5-9	128	3	2	.985
2011	.289	64-55	197	35	57	12	1	9	36	98	.497	14	7	45	3	.355	2	8	7-7	100	0	1	.990
TOTAL	.295	125-113	407	68	120	27	1	12	75	185	.455	34	15	100	5	.367	5	9	12-16	228	3	3	.987

Andrew Harris - IF

Year	avg	gp-gs	ab	r	h	2b	3b	hr	rbi	tb	slg	bb	hbp	so	gdp	obp	sf	sh	sb-att	po	a	e	fld%
2010	.214	17-1	14	2	3	1	0	0	5	4	.286	2	2	5	0	.389	0	1	0-0	7	1	0	1.000
2011	.500	12-0	2	2	1	0	0	0	2	1	.500	1	0	1	0	.667	0	0	0-0	7	2	0	1.000
TOTAL	.250	29-1	16	4	4	1	0	0	7	5	.312	3	2	6	0	.389	0	1	0-0	14	3	0	1.000

Will Johnson - OF

Year	avg	gp-gs	ab	r	h	2b	3b	hr	rbi	tb	slg	bb	hbp	so	gdp	obp	sf	sh	sb-att	po	a	e	fld%
2011	.250	4-0	4	0	1	0	0	0	1	1	.250	0	0	2	0	.250	0	0	0-0	0	0	0	.000
TOTAL	.250	4-0	4	0	1	0	0	0	1	1	.250	0	0	2	0	.250	0	0	0-0	0	0	0	.000

Tony Kemp - OF

Year	avg	gp-gs	ab	r	h	2b	3b	hr	rbi	tb	slg	bb	hbp	so	gdp	obp	sf	sh	sb-att	po	a	e	fld%
2011	.329	65-64	252	58	83	8	7	0	34	105	.417	37	12	32	3	.434	3	6	17-22	93	3	0	1.000
TOTAL	.329	65-64	252	58	83	8	7	0	34	105	.417	37	12	32	3	.434	3	6	17-22	93	3	0	1.000

Keenan Kolinsky - LHP

Year	era	w-l	app	gs	cg	sho	sv	ip	h	r	er	bb	so	2b	3b	hr	bf	avg	wp	hbp	bk	sfa	sha
2011	0.00	0-0	3	0	0	0/0	0	1.2	2	0	0	2	0	1	0	0	9	.286	0	0	0	0	0
TOTAL	0.00	0-0	3	0	0	0/0	0	1.2	2	0	0	2	0	1	0	0	9	.286	0	0	0	0	0

PLAYER CAREER STATS



Josh Lee - OF

Year	avg	gp-gs	ab	r	h	2b	3b	hr	rbi	tb	slg	bb	hbp	so	gdp	obp	sf	sh	sb-att	po	a	e	fld%
2011	.500	3-0	2	0	1	0	0	0	1	1	.500	0	0	1	0	.500	0	0	0-0	0	0	0	.000
TOTAL	.500	3-0	2	0	1	0	0	0	1	1	.500	0	0	1	0	.500	0	0	0-0	0	0	0	.000

Jack Lupo - OF

Year	avg	gp-gs	ab	r	h	2b	3b	hr	rbi	tb	slg	bb	hbp	so	gdp	obp	sf	sh	sb-att	po	a	e	fld%
2011	.192	26-5	26	7	5	2	0	0	2	7	.269	0	0	7	0	.192	0	3	1-2	6	0	0	1.000
TOTAL	.192	26-5	26	7	5	2	0	0	2	7	.269	0	0	7	0	.192	0	3	1-2	6	0	0	1.000

Joel McKeithan - IF

Year	avg	gp-gs	ab	r	h	2b	3b	hr	rbi	tb	slg	bb	hbp	so	gdp	obp	sf	sh	sb-att	po	a	e	fld%
2011	.333	6-0	3	1	1	0	0	0	0	1	.333	0	0	1	0	.333	0	0	0-0	1	1	0	1.000
TOTAL	.333	6-0	3	1	1	0	0	0	0	1	.333	0	0	1	0	.333	0	0	0-0	1	1	0	1.000

Spencer Navin - C

Year	avg	gp-gs	ab	r	h	2b	3b	hr	rbi	tb	slg	bb	hbp	so	gdp	obp	sf	sh	sb-att	po	a	e	fld%
2011	.000	8-2	7	2	0	0	0	0	0	0	.000	3	0	1	0	.300	0	0	0-2	21	2	1	.958
TOTAL	.000	8-2	7	2	0	0	0	0	0	0	.000	3	0	1	0	.300	0	0	0-2	21	2	1	.958

T.J. Pecoraro - RHP

Year	era	w-l	app	gs	cg	sho	sv	ip	h	r	er	bb	so	2b	3b	hr	bf	avg	wp	hbp	bk	sfa	sha
2011	1.59	7-0	17	6	0	0/4	0	39.2	26	8	7	13	41	3	2	1	158	.183	1	2	2	1	0
TOTAL	1.59	7-0	17	6	0	0/4	0	39.2	26	8	7	13	41	3	2	1	158	.183	1	2	2	1	0

Riley Reynolds - IF

Year	avg	gp-gs	ab	r	h	2b	3b	hr	rbi	tb	slg	bb	hbp	so	gdp	obp	sf	sh	sb-att	po	a	e	fld%
2009	.332	63-61	217	40	72	15	1	0	22	89	.410	24	2	31	3	.403	0	14	12-19	74	160	8	.967
2010	.209	42-24	86	20	18	3	0	0	7	21	.244	18	3	14	5	.355	3	2	2-2	100	64	2	.988
2011	.331	60-50	166	26	55	7	0	0	18	62	.373	12	2	24	3	.383	0	14	4-4	73	137	1	.995
TOTAL	.309	165-135	469	86	145	25	1	0	47	172	.364	54	7	69	11	.389	3	30	18-25	247	361	11	.983

Steven Rice - LHP

Year	era	w-l	app	gs	cg	sho	sv	ip	h	r	er	bb	so	2b	3b	hr	bf	avg	wp	hbp	bk	sfa	sha
2011	9.00	0-0	2	0	0	0	0	1.0	0	1	1	6	0	0	0	0	9	.000	1	0	0	0	0
TOTAL	9.00	0-0	2	0	0	0	0	1.0	0	1	1	6	0	0	0	0	9	.000	1	0	0	0	0

Sam Selman - LHP

Year	era	w-l	app	gs	cg	sho	sv	ip	h	r	er	bb	so	2b	3b	hr	bf	avg	wp	hbp	bk	sfa	sha
2010	9.00	0-0	4	0	0	0/0	0	6.0	10	6	6	4	8	1	1	1	32	.357	0	0	0	0	0
2011	1.42	0-0	7	0	0	0/1	0	6.1	5	2	1	3	6	1	0	0	28	.208	0	1	0	0	0
TOTAL	5.11	0-0	11	0	0	0/1	0	12.1	15	8	7	7	14	2	1	1	60	.288	0	1	0	0	0

Mike Yastrzemski - OF

Year	avg	gp-gs	ab	r	h	2b	3b	hr	rbi	tb	slg	bb	hbp	so	gdp	obp	sf	sh	sb-att	po	a	e	fld%
2010	.260	58-35	131	18	34	7	1	3	18	52	.397	12	6	19	3	.347	1	12	5-5	69	1	1	.986
2011	.296	66-66	230	60	68	8	1	3	42	87	.378	43	11	43	2	.422	5	9	23-26	145	4	4	.974
TOTAL	.283	124-101	361	78	102	15	2	6	60	139	.385	55	17	62	5	.396	6	21	28-31	214	5	5	.983

Kevin Ziomek - LHP

Year	era	w-l	app	gs	cg	sho	sv	ip	h	r	er	bb	so	2b	3b	hr	bf	avg	wp	hbp	bk	sfa	sha
2011	1.59	3-0	27	5	0	0/5	1	45.1	33	9	8	16	47	4	0	1	189	.204	3	7	0	2	2
TOTAL	1.59	3-0	27	5	0	0/5	1	45.1	33	9	8	16	47	4	0	1	189	.204	3	7	0	2	2



COMMODORE HONORS

NATIONAL HONORS

1st Team All-Americans

1980..... Scotti Madison, C (SN, ABCA)
 1993..... Vee Hightower, CF (M)
 1999 Hunter Bledsoe, 3B (CB, NCBWA, CBI)
 2004..... Warner Jones, DH (BA, ABCA)
 2006..... Pedro Alvarez, 3B (BA)
 2007... Pedro Alvarez, 3B (BA, NCBWA, R)
 ...Dominic de la Osa, OF (ABCA, CB, R)
 David Price, P (ABCA, BA, CB, NCBWA, R)
 ...Casey Weathers, P (ABCA, BA, CB, R)
 2011..... Sonny Gray, P (ABCA, PG)
 Jason Esposito, 3B (ABCA)

2nd Team All-Americans

1973..... Jeff Peeples, P (C)
 1985..... Joey Cora, SS (ABCA)
 1993... Vee Hightower, CF (BA, NCBWA)
 1994..... Boomer Whipple, 3B (ABCA)
 1998... Clinton Johnston, OF/P (BA, CB, SN, BV)
 2004.... Warner Jones, 2B (CB, NCBWA)
 2007..... Pedro Alvarez, 3B (ABCA, CB)
 ...Dominic de la Osa, OF (BA, NCBWA)
 ...Ryan Flaherty, SS (ABCA, R)
 2011..... Sonny Gray, P (BA)
 ...Grayson Garvin, P (CB, BA)
 ...Aaron Westlake, 1B (BA)
 ...Jason Esposito, 3B (BA)

3rd Team All-Americans

1984..... Joey Cora, SS (ABCA)
 1987..... Greg Smith, 1B (ABCA)
 1991..... Greg Thomas, 1B (BA, ABCA)
 1993..... Boomer Whipple, 3B (ABCA)
 1994..... Nick Morrow, OF (ABCA)
 2004..... Jeremy Sowers, LHP (BA)
 2006..... David Price, P (NCBWA)
 2007..... Casey Weathers, P (NCBWA)

1st Team Freshman All-Americans

1991..... Vee Hightower, CF (BA)
 1991..... Greg Thomas, 1B (BA, CB)
 1996..... Clinton Johnston, OF (BA)
 1999..... Aaron Fausett, OF (BA)
 2002..... Jeremy Sowers, P (CB)
 2003..... Jensen Lewis, P (CB)
 2005..... David Price, P (CB)
 2006..... Pedro Alvarez, 3B (BA, CB)
 2007..... Mike Minor, P (BA, CB)
 2009..... Sonny Gray, P (CB)
 2009..... Riley Reynolds, IF (CB)
 2009..... Aaron Westlake, IF (CB)
 2010..... Anthony Gomez, IF (BA, CB)
 2011..... Tony Kemp (BA, CB, PG)
 ...Conrad Gregor (CB)

2nd Team Freshman All-Americans

1991..... Nick Morrow, OF (BA)
 1997..... Matt Kata, SS (BA)
 1997..... Damon Yee, P (BA, CB)
 1999..... Karl Nonemaker, OF (BA)
 1999..... Mark Prior, UTL (BA)
 2005..... David Price, P (BA)
 2011..... T.J. Pecoraro, P (NCBWA)
 ...Kevin Ziomek, P (NCBWA)

Honorable Mention Freshman All-Americans

1999..... Aaron Fausett, OF (CB)
 1999..... Karl Nonemaker, OF (CB)
 2000..... Taylor Childress, P (CB)
 2001..... Robert Ransom, P (CB)
 2006..... Ryan Flaherty (CB)
 ABCA-American Baseball Coaches Association; BA- Baseball America; BW-Baseball Weekly; C- Coaches; CB-Collegiate Baseball; CBI-College Baseball

Insider; M-Mizuno; NCBWA-National College Baseball Writers Association; R- Rivals.com
 SN-The Sporting News; PG - Perfect Game

All-South Region/All-District 3

1972..... Steve Estep, 2B
 1973..... Jeff Peeples, P
 1974..... Ted Shipley, SS
 1975..... Rick Duncan, OF
 1976..... Steve Chandler, OF
 1977..... Jerry Robertson, OF
 1977..... Mike Wright, C
 1978..... Scotti Madison, OF
 1978..... Jerry Williams, C
 1980..... Scotti Madison, C
 1980..... Bill Hensch, 3B
 1984..... Joey Cora, SS
 1985..... Joey Cora, SS
 1987..... Greg Smith, 1B
 1991..... Greg Thomas, 1B
 1993..... Vee Hightower, CF
 1993..... Boomer Whipple, 3B
 1994..... Boomer Whipple, 3B
 1999..... Hunter Bledsoe, 3B
 1999..... Karl Nonemaker, OF
 2000..... Karl Nonemaker, OF
 2003..... Jeremy Sowers, LHP
 2004..... Warner Jones, 2B;
 Ryan Klosterman, SS; Jeremy Sowers, LHP;
 ... Cesar Nicolas, 1B/DH -2nd team
 2006... Pedro Alvarez, 3B; David Price LHP
 2007..... Pedro Alvarez, 3B;
 ...Dominic de la Osa OF; Ryan Flaherty, SS;
 ...David Price P; Casey Weathers, P
 2008...2nd T: Pedro Alvarez, 3B, David Macias, OF
 2009...2nd T: Aaron Westlake DH, Steven Liddle, OF

NCAA Today's Top VIII

1999..... Hunter Bledsoe, 3B
GTE/CoSIDA Academic All-American of the Year
 1999..... Hunter Bledsoe, 3B

First-Team GTE/CoSIDA Academic All-Americans

1994..... Boomer Whipple, 3B
 1999..... Hunter Bledsoe, 3B

Second-Team GTE/CoSIDA Academic All-Americans

1989..... Rick Holt, 3B
 1989..... Robert Schabes, DH
 1995..... Jason Robbins, OF

Third Team GTE/CoSIDA Academic All-Americans

1990..... Rick Holt, 3B
 1995..... Boomer Whipple, 3B

Honorable Mention Academic All-Americans



1984..... Greg Allen

First Team District IV Academic All-Americans

2001..... Sean Luellwitz
 2002, 2008..... Alex Feinberg

Second Team District IV Verizon/CoSIDA Academic All-Americans

2002..... Jeff Little
 2002..... Sean Luellwitz
 2004..... Ryan Klosterman



Scotti Madison (left) was the first Commodore in school history to earn first team All-American honors, Jeff Peeples (center) was the first Dore to earn All-

COMMODORE HONORS



SOUTHEASTERN CONFERENCE HONORS

Player of the Year

1999.....Hunter Bledsoe, 2B

Pitcher of the Year

2007.....David Price, LHP

2011.....Grayson Garvin, LHP

Freshman of the Year

2006.....Pedro Alvarez, 3B

2011.....Tony Kemp, OF

First Team All-SEC

1954.....Charles Hawkins, P

1956.....Bob Gregor, C

1971.....Steve Estep, 2B

.....Jerry Reasonover, UT

.....Jeff Peeples, P

1972.....Bill Winchester, 1B

.....Steve Estep, 2B

.....Jeff Peeples, P

1973.....Ted Shipley, SS

.....Rick Duncan, OF

.....Greg Collins, C

.....Jeff Peeples, P

1974.....Ted Shipley, SS

.....Rick Duncan, OF

.....Rick Rhodes, P

1975.....Rick Duncan, OF

.....Gene Menees, 2B

1976.....Steve Chandler, OF

1977.....Jerry Robertson, OF

.....Mike Wright, C

1978.....Scotti Madison, OF

.....Jerry Williams, C

1979.....Scotti Madison, C

.....Jack Nuismer, P

1980.....Scotti Madison, C

.....Bill Hench, 3B

1982.....Erez Borowsky, C

1983.....Darren Puskarich, C

1984.....Joey Cora, SS

1985.....Joey Cora, SS

1987.....Greg Smith, 1B

1990.....JoJo Smith, P

.....Jim Schiffman, OF

1993.....Vee Hightower, OF

.....Boomer Whipple, 3B

1994.....Boomer Whipple, 3B

1995.....Josh Paul, OF

1998.....Clinton Johnston, OF

1999.....Hunter Bledsoe, 3B

2004.....Warner Jones, 2B;

.....Ryan Klosterman, SS

2006.....Pedro Alvarez, 3B

2007.....Pedro Alvarez, 3B

.....Dominic de la Osa, OF

.....David Price, P

.....Casey Weathers, P

2008.....Pedro Alvarez, 3B

.....David Macias, OF

2009.....Brian Harris, SS

2010.....Anthony Gomez, 2B

2011.....Aaron Westlake, 1B

.....Tony Kemp, OF

.....Grayson Garvin, LHP

Second Team All-SEC

1960.....Channing Workman, 3B

1988.....Jim Schiffman, OF

1989.....Bob Schabes, DH

1991.....Greg Thomas, 1B

1992.....Jeff Martin, C

1993.....Greg Thomas, 1B

1994.....Nick Morrow, OF

1995.....Boomer Whipple, 3B

1997.....Clinton Johnston, OF

2003.....Jeremy Sowers, LHP

2004.....Jeremy Sowers, LHP

2005.....Jensen Lewis, RHP

2006.....David Price, LHP

2007.....Ryan Flaherty, SS

2008.....Dominic de la Osa, OF

.....Alex Feinberg, 2B

.....Ryan Flaherty, SS

2009.....Steven Liddle, OF

2010.....Sonny Gray, RHP

2011.....Jason Esposito, 3B

.....Conrad Gregor, DH

.....Sonny Gray, RHP

SEC Player/ Pitcher/Freshman of the Week

1985..4/30.....Joey Cora*

1986..3/24.....Cam Hazen*

.....4/24.....Kelly Klippenstein*

1987..3/30.....David Joine (plyr)

.....4/20.....Brad Harvie (plyr)

1988..4/18.....Jim Schiffman (plyr)

1989..4/19.....Nick Morrow (plyr)

.....4/24.....Mike McLochlin (pit)

1992..4/13.....Scott Newell (pit)

1993..4/12.....Vee Hightower (plyr)

1994..5/17.....Josh Adeeb (plyr)

1996..4/15.....Josh Adeeb (plyr)

.....4/29.....Phillip Haigler (pit)

1997..4/28.....Josh Adeeb (plyr)

2000..4/10.....Karl Nonemaker (plyr)

2001..3/12.....Ulises Cabrera (plyr)

2002..2/25.....Jeremy Sowers (pit)

2003..4/8.....Jeremy Sowers (pit)

.....4/22.....Cesar Nicolas (pit)

.....5/20.....Warner Jones (plyr)

2004..5/24.....Jeremy Sowers (pit)

.....3/29.....Warner Jones (plyr)

.....3/1.....Jeremy Sowers (pit)

.....2/23.....Ryan Mullins (pit)

2005..2/21.....Jensen Lewis (pit)

.....4/4.....Mike Baxter (hit)

.....4/18.....Ryan Mullins (pit)

2006..3/13.....David Price (pit)

.....3/20.....Pedro Alvarez (fr.)

.....3/27.....David Price (pit)

.....4/3.....David Price (pit)

.....4/10.....David Price (pit)

.....4/17.....Pedro Alvarez (hit)

.....5/22.....Ryan Flaherty (fr.)

2007..Wk 1.....Pedro Alvarez (hit)

.....Wk 2.....David Price (pit)

.....Wk 5.....David Price (pit)

.....Wk 12.....Dom de la Osa (hit)

.....Wk 15.....Dom de la Osa (hit)

2008..Wk 8.....David Macias (hit)

2009..Wk 2.....Aaron Westlake (fr.)

.....Wk 7.....Sonny Gray (fr.)

.....Wk 8.....Mike Minor (pit)

.....Wk 10.....Brian Harris (hit)

.....Wk 12.....Aaron Westlake (hit)

2010..Wk 1.....Sonny Gray (pit)

.....Wk 6.....Sonny Gray (pit)

.....Wk 12.....Joe Loftus (hit)

2011..Wk 3.....Sonny Gray (pit)

.....Wk 6.....Grayson Garvin (pit)

.....Wk 7.....Tony Kemp (fr.)

.....Wk 8.....Curt Casali (hit)

.....Wk 10.....Conrad Gregor (fr.)

* The SEC did not separate awards

for position players and pitches

until 1987

All-SEC East

From 1961-85, the SEC coaches

selected All-Eastern and Western

Division teams along with overall

All-SEC squads. Those listed as

All-SEC selections previously on

this page were also All-Eastern

Division Players. Listed below are

Vanderbilt's All-Eastern Division

players who did not make All-SEC.

1963.....Elliot Hembree, UT

1969.....Jimmy Conn, UT

.....Elliott Jones, P

1970.....Bill Winchester, 1B

1971.....Mike Willis, P

1972.....Mike Willis, P

1974.....Steve Tinsley, C

1976.....Bill Hardin, 3B

1982.....Charles DeFrance, OF

.....Brian Farley, P

.....Cam Stubbs, UT

.....Tim Turner, 2B

1983.....Doug Fair, OF

1985.....Mark Ambrose, P

.....Benton Patton, OF

SEC All- Tournament Team

1980.....Mike Pike, 1B

.....Charles DeFrance, 2B

.....Bill Hench, 3B

.....Scotti Madison, C

.....Jerry Williams, OF

.....Dan Jahnke, P

.....Dave Nenad, DH (MVP)

1990.....Jeff Martin, C

.....Todd Muckerheide, DH

1993.....Nick Morrow, 2B

1994.....Boomer Whipple, 3B

.....Stephen Wix, C

.....Nick Morrow, OF

.....Craig Sands, OF

1995.....Josh Paul, OF

.....Ryan Brown, DH

2004.....Cesar Nicolas, DH/1B

.....Warner Jones, 2B

.....Ryan Klosterman, SS

.....Jonathan Douillard, C

.....Jeremy Sowers, LHP

2006.....Pedro Alvarez, 3B

.....Dominic de la Osa, OF

.....Ryan Flaherty, SS

.....Shea Robin, DH

2007.....Pedro Alvarez (MVP), 3B

.....Dominic de la Osa, OF

.....Ryan Flaherty, SS


.....Shea Robin, C

2008.....Ryan Flaherty, SS

.....Andrew Giobbi, 1B

2009.....Andrew Giobbi, C


.....Mike Minor, LHP



**Pedro Alvarez (left)
and David Price
(right) were both
dominant players
during their time at
Vanderbilt.**

**Alvarez was a three-
time All-SEC perform-
er and Freshman of
the Year in 2006.**

**Price was the SEC
Pitcher of the Year in
2007 and a two-time
All-SEC performer.**





COMMODORE HONORS

Jeff Peeples Most Valuable Player Award

Jeff Peeples

The award pays tribute to Jeff Peeples, who was a four-year letterwinner at Vanderbilt from 1970-73.

He was a three-time All-Southeastern Conference selection who helped guide the Commodores to three SEC Tournaments and the 1972 SEC Championship.

Peeples was one of only two pitchers in SEC history to lead the league in earned run average for two consecutive years (1971-72). He also led the conference in victories (12) and strikeouts (113) in 1973.

Peeples still holds Vanderbilt career records for wins (29) and earned run average (1.68).

He went on to play professionally for the St. Louis Cardinals and was inducted into the Tennessee Sports Hall of Fame in the spring of 2001.

Year-by-Year Winners

- 2001 ★ Sean Luellwitz, 1B ★ Jr.
- 2002 ★ Sean Luellwitz, 1B ★ Sr.
- 2003 ★ Jeremy Sowers, LHP ★ So.
- 2004 ★ Ryan Klosterman, SS ★ Jr.
- 2005 ★ Mike Baxter, 1B ★ Jr.
- 2006 ★ Pedro Alvarez, 3B ★ Fr.
- 2007 ★ David Price, LHP ★ Jr.
- 2008 ★ David Macias, OF ★ Sr.
- 2009 ★ Nick Christiani, RHP ★ Sr.
- 2010 ★ Brian Harris, SS ★ Sr.
- 2011 ★ Bryan Johns, IF ★ Sr.

2011 Recipient - Bryan Johns

Bryan Johns was a leader on and off the field during his tenure with the Commodores.

Johns was a key component of Vanderbilt's unprecedented success in 2011. The Texas-native played in 43 games for the Commodores in his senior season.

He was an All-SEC Academic selection in his final year at Vanderbilt.



Bryan Johns

ALL-SEC ACADEMIC SELECTIONS

H. Boyd McWhorter Scholar Athlete of the Year Award

2001 – Ulises Cabrera, finalist
2002 – Jeff Little, finalist

1971

Greg Collins, C (Elect. Eng.); Jeff Love, OF (Pre-Law); Adams Carroll, OF (Pre-Law)

1973

Greg Collins, C (Elect. Eng.)

1975

Gene Meneses, 2B (Phys. Ed.); Mike Coyne, P (Engineering)

1976

Kenny Sholl, 2B (Engineering)

1979

Nelson Jennings, SS (Bus. Ad.)

1980

Nelson Jennings, SS (Bus. Ad.)

1981

Cam Stubbs, 1B (Phys. Ed.)

1982

Cam Stubbs, 1B (Phys. Ed.); Kent Yarbrough, OF (Phys. Ed.)

1983

Tom Hoerman, P (Poly Sci.); Kent Yarbrough, OF (Phys. Ed.); Jeff Trenning, P (Econ./Eng.)

1984

Greg Allen, C (Philosophy); Tim Brecht, 2B (Phys. Ed.); Joey Cora, SS (Math); Scott Darling, OF (Comp. Sci.); Tom Hoerman, P (Poly Sci.); Bob Nicolich, P (Psyc.); Jeff Trenning, P (Econ./Eng.)

1985

Joey Cora, SS (Math); Jeff Trenning, P (Econ./Eng.)

1986

Kyle Balch, P (Math); Joey Jackson, 2B (Psyc.)

1987

Kyle Balch, P (Math); Brad Harvie, 2B (Education); Bob Schabes, OF (Econ.)

1988

Kyle Balch, P (Math); Bob Schabes, OF (Econ.)

1989

Jamie Abbigy, 1B (HOD); Jeff Callahan, 2B (HOD); Bryant Freer, P (Biomech. Eng.); Rick Holt, 3B (Undeclared); Bob Schabes, DH-OF (Econ.); John Turnbull, P (Chem.)

1990

Chip Friedrich, P (HOD); Rick Holt, 3B (Chemistry); Todd Muckerheide, DH (Econ.); Jim Schiffman, OF (HOD); John Turnbull, P (Chem.)

1991

Mickey Ellison, C (HOD); Rick Holt, 3B (Chemistry); John Turnbull, P (Chem.)

1992

Tom Pendley, P (Economics)

1993

David Daniels, P (History); Mickey Ellison, C (HOD); Nick Morrow, OF (HOD); Tom Pendley, P (Economics); Brad Reese, 2B (HOD); Jason Robbins, OF (Eng. Sci.); Boomer Whipple, 3B (Econ.)

1994

David Daniels, P (History); Jason Elliott, SS (HOD); Nick Morrow, OF (HOD); Jason Robbins, OF (Eng. Sci.); Boomer Whipple, 3B (Econ.)

1995

Ryan Bachman, 2B (Philosophy); David Daniels, P (History); Jason Elliott, SS (HOD); Jason Robbins, OF (Eng. Sci.); Boomer Whipple, 3B (Econ.)

1996

Ryan Bachman, 2B (Philosophy); Ryan Brown, DH (HOD); Glenn Davis, 1B (HOD); Jimmy Dykes, SS (HOD); Paul Seybt, P (HOD)

1997

Hunter Bledsoe, 3B (Eng. Sci.); Chris Christensen, 2B (HOD); Justin Dill, C (HOD); Jimmy Dykes, SS (HOD); Paul Seybt, P (HOD); David Woods, C (Engineering)

1998

Chris Christensen, 2B (HOD); Justin Dill, C (HOD); Jimmy Dykes, IF (HOD); Paul Seybt, P (HOD); David Woods, C (Economics)

1999

Hunter Bledsoe, 3B (Econ./Eng. Sci.); Kevin Geshke, OF (Arts & Science); Stephen Prather, P (Arts & Science)

2000

Stephen Prather, P (Interdisc. Comm.); Kyle Flubacker, OF (Undeclared); Kevin Geshke, OF (Math); Jeff Little, P (Math); Sean Luellwitz, 1B (HOD); Karl Nonemaker, OF (HOD); Scott Vanderhoff, 2B (HOD)

2001

Rob Bedwell, 1B/P (HOD); Ulises Cabrera, SS (HOD); Taylor Childress, P (HOD); K.C. Dyer (Undeclared); Kyle Flubacker, OF (Philosophy); Kevin Geshke, OF (Mathematics); Jeff Little, P (Molecular Biology); Sean Luellwitz, 1B (HOD); Karl Nonemaker, OF (HOD); John Prothro, 3B/DH (Interdisc. Comm.); Brooks Rutledge (Mathematics); Jay Smith (Undeclared); Scott Vanderhoff (HOD)

2002

Rob Bedwell (HOD); Adam Blue (HOD); Ulises Cabrera (HOD); Taylor Childress (HOD); Kenneth Dyer (Economics); Kyle Flubacker (HOD); Kevin

Geshke (Mathematics); John Kaye (History); Jeff Little (Molecular Biology); Chris Maultsby (HOD); Sean Luellwitz (HOD); Karl Nonemaker (HOD); John Prothro (Communication Studies); Brooks Rutledge (Art History); Jay Smith (Economics); Scott Vanderhoff (HOD)

2003

Dean Bennett (Political Science); John Kaye (History); Sean Luellwitz (HOD); Jeffrey Little (Molecular Biology); Chris Maultsby (HOD); Karl Nonemaker (HOD); John Prothro (Interdisciplinary Communication); Jay Smith, (Economics); Jeremy Sowers (Arts & Sciences); Paul Stempel Vanderbilt (Math/Political Science); Scott Vanderhoff (HOD); Matt Zeller (HOD)

2004

Mike Baxter (HOD); Aaron Garza (Arts & Science); Carter Hawkins (HOD); Ryan Klosterman (HOD); Jensen Lewis (Communication Studies); Tony Mansolino (HOD); Nick Pilkington (Mechanical Engineering); Ryan Rote (HOD); Worth Scott (HOD); Zach Simpson (HOD); Jeremy Sowers (Political Science); Matt Zeller (HOD)

2005

Mike Baxter (HOD); Aaron Garza (HOD); Carter Hawkins (HOD); Warner Jones (HOD); Bill Kleinschrodt (HOD); Tony Mansolino (HOD); Greg Moviel (Special Education); Nick Pilkington (Mechanical Engineering); Ryan Rote (HOD); Rucker Taylor (HOD); Matt Zeller (HOD)

2006

Matt Buschmann (HOD); Cody Crowell (HOD); Ryan Davis (Economics); Greg Del George (Mechanical Engineering); Alex Feinberg (Economics); Brad French (Economics); Carter Hawkins (HOD); Greg Moviel (Special Education); Shea Robin (Economics); Rucker Taylor (HOD)

2007

Caleb Cotham (Economics); Adam Cronk (HOD); Cody Crowell (HOD); Jason Cunningham (Mathematics); Ryan Davis (Economics); Alex Feinberg (Economics); Brad French (Economics); Carter Hawkins (HOD); Brett Jacobson (Communication Studies); Tyler Rhoden (HOD); Shea Robin (Economics); Stephen Shao (Anthropology)

2008

Russell Brewer (HOD); Nick Christiani (Economics); Adam Cronk (HOD); Jason Cunningham (Mathematics); Alex Feinberg (Economics); Brad French (Economics); Richie

Goodenow (Sociology); Parker Hanks (HOD); Brian Harris (Sociology); Alex Hilliard (Musical Arts/Teacher Education); Brett Jacobson (Communication Studies); Mark Lamm (HOD); Mike Minor (Sociology); Shea Robin (Economics); Steven Schwartz (Economics); Jordan Wormsley (HOD)

2009

Sean Bierman (Interdisciplinary); Ben Blanton (Economics); Russell Brewer (HOD); Nick Christiani (Economics); Caleb Cotham (Economics); Drew Fann (HOD); Drew Hayes (Secondary Education and English); Alex Hilliard (Music Education); Mark Lamm (HOD); Steven Liddle (Interdisciplinary); Chase Reid (Economics); Kellen St. Luce (Interdisciplinary); Jordan Wormsley (HOD)

2010

Jack Armstrong (Interdisciplinary Studies); Russell Brewer (HOD); Drew Fann (HOD); Grayson Garvin (HOD); Sonny Gray (Sociology); Andrew Harris (Interdisciplinary Studies); Brian Harris (Organizational Leadership); Drew Hayes (Educational Studies/English); Taylor Hill (HOD); Mark Lamm (HOD); Navery Moore (Economics); Chase Reid (Economics); Riley Reynolds (Interdisciplinary Studies); Aaron Westlake (Interdisciplinary Studies); Jordan Wormsley (HOD)

2011

Jack Armstrong (Interdisciplinary Studies); Curt Casali (Corporate Communications); Drew Fann (HOD); Regan Flaherty (undeclared); Grayson Garvin (HOD); Anthony Gomez (Financial Management); Sonny Gray (Sociology); Conrad Gregor (undeclared); Connor Harrell (I); Andrew Harris (Interdisciplinary Studies); Taylor Hill (HOD); Bryan Johns (Creativity and Critical Thought); Will Johnson (undeclared); Keenan Kolinsky (undeclared); Mark Lamm (HOD); Josh Lee (undeclared); Joe Loftus (Sociology); Jack Lupo (Economics); Navery Moore (Economics); Spencer Navin (undeclared); Riley Reynolds (Interdisciplinary Studies); Aaron Westlake (Interdisciplinary Studies); Mike Yastrzemski (undeclared); Kevin Ziomek (undeclared)

SUPPORT STAFF



Anthony Aloisi
Baseball Intern



Frank the Dancin' Dog



Katie Feyes
Academic Counselor



Debbie Green
Associate Ticket



Luke Gude
Student Manager



Daniel Harris
Director of Baseball



Will Hinson
Video Operations



Brad Keen
Asst. Director of



Brad McDonough
Student Manager



"Magic" Noori
Food Coach



Gina Owens
Business Manager



Steven Parks
Video Coordinator



Michael Portu



Keri Richardson
Administrative



Jeannie Stotts
Caldwell Travel



Garrett Walker
Equipment Manager



Nicholas S. Zeppos

Chancellor Nicholas S. Zeppos was raised in Milwaukee, where he spent many an afternoon watching the great Hank Aaron of the Braves slug home runs in the old County Stadium.

Named Vanderbilt's eighth chancellor in 2008, Zeppos has taken a keen interest in athletics at Vanderbilt during his more than two decades at the university.

"I don't do the operations," Zeppos said. "I don't call the plays, I don't throw the passes. I see my job as simply trying to do whatever I can to support all of the talented people who do these things."

This support has included the endorsement of an athletics capital improvement plan expected to surpass \$50 million, which orchestrates efforts to improve the student experience for athletes and assists with recruiting.

"One thing I consider the ultimate compliment is when a coach calls me and says, 'I've got a couple of recruits here. Could you meet them?'"

A distinguished legal scholar, teacher and executive, Zeppos served from 2002 to February 2008 as Vanderbilt's chief academic officer, overseeing the university's undergraduate, graduate and professional education programs and research in liberal arts and sciences, engineering, music, education, business, law, and divinity. As provost and vice chancellor, he chaired Vanderbilt's budgeting and capital planning council, as well as oversaw the dean of students and dean of admissions.

Zeppos has led a number of important initiatives at Vanderbilt, including the planning process for The Commons, a landmark transformation of the first-year experience; the Strategic Academic Planning Group; innovative efforts in undergraduate admissions and financial aid; and the development of new programs in Jewish studies, law and economics, and genetics, among others.

In a bold move to strengthen Vanderbilt's commitment to admitting undergraduates on the basis of accomplishment and achievement, rather than their ability to pay, in 2009, Zeppos created an expanded financial aid program. By replacing undergraduate need-based loans with grant and scholarship assistance, this transformative initiative opened the university's doors wider to highly talented and qualified students of all economic, cultural and geographical backgrounds. The expanded aid program is funded by a combination of strategic budget allocations and the university's Shape the Future fundraising campaign, which under Zeppos' leadership exceeded its \$1.25 billion goal two years ahead of schedule and set a new target of \$1.75 billion by 2011.

Zeppos was recognized with five teaching awards at the law school before serving as an associate dean, associate provost, and provost and vice chancellor for academic affairs. He also served as interim chancellor for eight months prior to being formally appointed as Vanderbilt's eighth chancellor on March 1, 2008. He is a member of the 2010-11 executive committee of the Southeastern Conference.

In the Nashville community, Zeppos serves on the boards of the Nashville Area Chamber of Commerce and the Nashville Alliance for Public Education.

From 1982 to 1987, Zeppos practiced law in Washington, D.C., at the United States Department of Justice and at Wilmer, Cutler & Pickering, where he specialized in appellate litigation involving complex regulatory, statutory and constitutional matters.

Zeppos is a 1979 magna cum laude graduate of the University of Wisconsin Law School, where he served as editor in chief of the Wisconsin Law Review and was selected as the outstanding graduate of his class. He studied history during his undergraduate years at the university, where he was a 1976 Phi Beta Kappa graduate.

He is married to Lydia A. Howarth, a graduate of the University of Chicago and Lawrence University, who is an editor. They have two sons, Benjamin and Nicholas.



David Williams, II Vice-Chancellor

Few Commodores enjoy Vanderbilt Athletics' successes more than Vice Chancellor David Williams II.

Whether supporting coaches and student-athletes, presiding over important athletic activities, or debating strategic policy changes in Commodore athletics, Williams plays a key leadership role in the administration of Vanderbilt Athletics.

For the last seven years, Williams has guided Vanderbilt Athletics into a bold new direction while serving as Vice Chancellor for University Affairs and Athletics.

Under Williams, the Vanderbilt program has many successes on and off the field of competition. Williams has directed an initiative to more fully integrate Commodore athletics into the total Vanderbilt experience.

Today, Williams' efforts have placed the Vanderbilt program among the most innovative in the nation. Since sweeping changes were initiated in 2003, Williams has firmly placed his stamp on the program. He has overseen the recruitment and hiring of seven outstanding head coaches. His tenure has witnessed substantial improvement in academic performance by Vanderbilt student-athletes. Williams also has addressed numerous facility upgrades, including an extensive refurbishing of Vanderbilt Stadium, expansion of Hawkins Field, addition of new tennis courts and renovations in Memorial Gym.

Under Williams, Vanderbilt Athletics have prospered. Since 2006-07, at least eight sports have participated in postseason action each year. Eight Vanderbilt athletes have been selected in the first round of their respective sports in the last five years. Off the field, student-athletes' collective GPA has reached its highest level in more than a decade. In addition, numerous teams and student-athletes have engaged in overseas travel.

Athletics is but a small part of Williams' influential Vanderbilt role. Williams also serves as General Counsel directing a staff of 14 attorneys and Secretary of Vanderbilt and its nationally recognized Medical Center. In addition, he oversees the Office of Risk Management, Compliance and Conflict of Interest functions, and the operations of the Vanderbilt University Board of Trust.

Williams' campus participation also includes a tenured full professorship at the School of Law, lecturing on Tax Law, Sports Law and Education Law. He has taught a course on Law and Higher Education at Peabody College, and from time to time, courses in the undergraduate curriculum.

Williams has reached outside of the Vanderbilt community in the area of intercollegiate sports. Williams served as a member of the SEC team that negotiated the recent SEC/ESPN/CBS contract, and is beginning a three-year term on the NCAA Division I Academic Cabinet.

He also serves as a member of the NCAA Infraction Appeals Committee.

Williams was named Vice Chancellor, General Counsel and Secretary of Vanderbilt in 2000. His role moved toward administration of Vanderbilt student affairs and athletics in 2002.

Williams came to Vanderbilt after serving in numerous administrative roles at Ohio State University over a 14-year period. When he accepted the Vanderbilt role, Williams was Vice President of Student and Urban/Community Affairs and Professor of Law at Ohio State.

A native of Detroit, Mich., Williams received a Bachelor of Science in Social Science and Master of Arts in Education from Northern Michigan University where he was a member of the track team. He also earned a Master of Business Administration and a Doctor of Jurisprudence from the University of Detroit, and an L.L.M. in taxation from New York University.

Before entering law school, Williams spent 10 years as a teacher and coach in the Detroit public school system.

Williams is active in the Nashville area community, serving as an executive member and director with several organizations. He is treasurer and finance committee chair of both the Nashville Symphony Board of Directors and Nashville Public Television. Some of Williams' other board memberships include the Nashville Sports Council, Tennessee Sports Hall of Fame, Adventure Science Center, 100 Black Men of Middle Tennessee, the Nashville Rotary and Special Olympics Tennessee.

Professionally, Williams is an active member of the American Corporate Counsel Association, the National Association of College and University Attorneys and the American Bar Association. He is a member of the Continuing Legal Education committee of both the Nashville Bar Association and the NACUA. As a member of ABA's Section of Business Law, Williams has served as a member of the Corporate Counsel Committee. He held terms on two prestigious legal committees – the ABA Standing Committee on Public Education and the ABA Section on Legal Education and Admissions Standards Review Committee.

Williams also is a member of the American Law Institute, and a past member of the Harry Phillips Inn of Court. He has served on a number of ABA Accreditation site visits of law schools and has completed a term on the Membership Review Committee of the American Association of Law Schools. Williams has written, lectured and participated in many seminars on topics of tax law, sports law, law and education, and legal history. Williams was recently elected to a three-year term on the board of directors for the National Association for Colleges and University Attorneys.

Williams has taught at the law schools of the University of Detroit, Capital University, the Ohio State University and Vanderbilt, and directed the Ohio State University Law Program in Oxford, England in 1992 and 1995. He was elected outstanding law professor at both the University of Detroit and Ohio State.

Williams and his wife, Gail, have two children: Samantha, who is a varsity swimmer and senior at Brown University, and Nicholas, who is an 11th grader at University School of Nashville and competes in cross country, basketball, track and soccer. His wife serves as the Associate Director of Community Relations at Vanderbilt, is president of the University School of Nashville Board of Trustees, and is the immediate past chair of the Metro Transit Authority.



Kevin Colon Associate Director of Student

Kevin Colon, a 13-year veteran of Vanderbilt athletics, oversees the Commodore baseball program.

Colon also oversees the football team, women's bowling team, the video, equipment and strength and conditioning departments.

Colon came to Vanderbilt in 1998, organizing and directing CHAMPS/Life Skills, the community outreach arm of Commodore athletics.

As CHAMPS/Life Skills director, Colon guided Vanderbilt student-athletes into an expanded role in giving back to local schools, hospitals, non-profit organizations and other efforts aimed at disadvantaged residents of Nashville and Middle Tennessee. The program also emphasized a commitment to academic excellence, personal development, leadership and career development for participating student-athletes.

Before joining Vanderbilt, Colon served two years as Assistant Director for Student Services at Kansas State University. He has also served as an academic advisor for the Syracuse University football team. Colon earned an undergraduate degree from Iowa State University and master's degree from the University of Toledo.

Colon has one son, DuBois, 14.



Hawkins Field from the top of the 25th Avenue Garage during the Commodores



2011 SEASON REVIEW

The 2011 season set numerous records and saw several firsts in program history with the Commodores making the school's first-ever trip to the College World Series, claiming a share of the Southeastern Conference title, hosting a Super Regional for the first time, ascending to the top spot in the polls for just the second time in program history, matching the school record with 54 wins and setting the school and SEC record with 12 players selected in the MLB Draft in June.

February 18-20 - Vanderbilt opens the season ranked fourth in the nation and wins a wild, rain-shortened game at San Diego 4-3. The Commodores score three in the first inning but the Toreros answer with three in the bottom of the first off Vandy starter Sonny Gray. Anthony Gomez's third inning RBI-single proves to be the difference in the Doros' first win of the year. Freshman Kevin Ziomak makes his first collegiate start and does not disappoint, fanning five and allowing two runs, one earned, on four hits over 5.1 innings in the Commodores 7-3 win at San Diego State. The Commodores finish off a west coast sweep with doubleheader victories at San Diego. Taylor Hill dominates in his first start of the year with eight strikeouts over 7.1 innings and Grayson Garvin is even better in the second game punching out 10, taking a no-hitter into the seventh inning. Freshman Tony Kemp shows flashes of what is to come with two hits in each game and three stolen bases.

February 23 - Hawkins Field opens for the 10th season with a 6-2 win over cross-town rival Belmont. Freshman right-hander T.J. Pecoraro pitches four scoreless innings to the first of his eventual seven wins. Tony Kemp continues to be an offensive spark plug, driving in two runs in his first home game in a Commodore uniform.

February 25-27 - Stanford comes calling on the Doros in an early-season test. Vanderbilt wins the first two games of the series in a pair of one-run games, including Friday night's pitcher's duel between Vandy ace Sonny Gray and Stanford star Mark Appel. Anthony Gomez's 29-game hitting streak starts on Friday night with two hits. The Cardinal avoid a sweep with a 5-2 win on Sunday, beating Grayson Garvin. The loss will be Garvin's last until Omaha.

March 1 - Vanderbilt survives against Western Kentucky with a 6-5 walk-off victory. The Doros enter the bottom of the ninth trailing 5-4, but a bases loaded walk to Tony Kemp ties the game. After the Hilltoppers' catcher is ejected, a wild pitch scores pinch runner Sonny Gray from third base to give Vandy its second of 16 comeback victories.

March 4-6 - Sonny Gray dominates Brown in the first of a three-game series. Gray strikes out a career-best 15 in a complete game with no walks, also a career first. Anthony Gomez comes up late with a two-run single to provide the Doros' with a 3-1 win on Friday. Rain washes out Saturday's contest and sets up a doubleheader on Sunday. In the first game, VU holds off a late Brown rally to win 6-5. The offense produces 13 hits but the defense commits a season-high four errors. Vanderbilt improves to 11-1 in a 6-3 win in seven innings in the second game. Aaron Westlake goes 3-for-3 with a pair of doubles and his second home run of the year.

March 8-9 - The Commodores outscore midweek opponents Wofford and Kennesaw State by a combined 21-6. T.J. Pecoraro earns another win, punching out a season-best eight batters against Wofford. Riley Reynolds has three hits and Jason Esposito scores three runs in the win over Kennesaw State.

March 11-13 - After handling Illinois-Chicago in Friday night's 5-1 behind Sonny Gray, the Doros have to rally twice to beat the Flames by a run on Saturday and Sunday. VU trailed 7-1 on Saturday before eventually winning in the 10th inning on Mike Yastrzemski's RBI-double after Sam Lind's two-out, RBI-double in the ninth extends the game. Sunday's game again calls for late heroics with Vandy not scoring until the eighth and ninth innings to steal a win. Anthony Gomez delivers one of several clutch hits with a bases loaded single in the ninth to send the Doros to 16-1 on the year.

March 15 - Vanderbilt claims the top spot in the National Collegiate Baseball Writers Association poll, the program's first top ranking since 2007.

March 18-20 - Mississippi State visits West End to open Southeastern Conference play and the Commodores greet them with a pair of shutouts. Vanderbilt rolls on Friday night with a 10-0 win behind Sonny Gray's 10 strikeouts in 7.1 innings. Freshmen Tony Kemp and Conrad Gregor lead the way for the offense with four hits and three runs combined. Grayson Garvin and Mark Lamm

combine to shut out the Bulldogs on Saturday with Kemp and Curt Casali providing the bulk of the offense. Kemp collects three hits and Casali drives in two runs. However, the Commodores cannot finish off the series sweep, allowing the Bulldogs to escape with a 9-8 Sunday win. The Doros led 8-4 until a five-run eighth inning brings Mississippi State back for the victory.

March 25-27 - The Commodores leave the friendly confines of Hawkins Field for the first time since February 20 on a trip to Arkansas. On a cold, windy night in Fayetteville, a late rally dooms the Doros in a 2-1 loss. The Razorbacks score two runs on an infield single in the eighth inning to steal the first game of the series and give Sonny Gray his first loss of the season despite his second complete game of the year. Vandy bounces back on Saturday behind Grayson Garvin's eight stellar innings in a 4-1 win. Jason Esposito drives in two runs and Tony Kemp has three hits. VU edges the Hogs on Sunday 2-1 with Curt Casali scoring the winning run on a wild pitch in the fourth inning.


April 1-3 - Back-to-back road trips for the Doros send the team to Auburn as the No. 1 team in the nation in three polls. The Commodores handle the Tigers, sweeping Auburn on The Plains for the first time. The offense explodes for 11 runs on 20 hits in Friday night's 11-6 win. Tony Kemp and Anthony Gomez each have four hits along with Riley Reynolds, who also drives in three runs. Saturday's game is close until an eight-run eighth inning blows the game open. VU sends 12 men to the plate in the eighth and collects six hits. Vandy finishes off the sweep with a 6-2 win on Sunday thanks to a four-run seventh inning. Curt Casali has three hits and Will Clinard picks up his first win of the year. For the weekend the Doros outscore Auburn 28-10 and rack up 43 hits.

April 8-10 - Vanderbilt opens the week the top ranked team in the country in four of five polls with 21st ranked Alabama coming to Hawkins Field. The Commodores sweep their fifth series of the season and second straight to run their winning streak to 10 games with Sunday's 11-6 win. VU hammers the Tide on Friday with an 11-3 win led by Curt Casali's three RBI and Anthony Gomez's three hits. Grayson Garvin and two relievers combine to shut out Alabama on Saturday 7-0. Mike Yastrzemski and Casali help lead the way on Sunday with Yastrzemski's three runs and Casali's four RBI, including a three-run homer.

April 12 - A midweek visit to Middle Tennessee State is a close call with a 1-0 victory. T.J. Pecoraro earns his sixth win with five innings of work and Anthony Gomez scores the game's lone run on Mike Yastrzemski's RBI-double in the sixth inning.

April 15-17 - Vandy heads to South Carolina as the nation's No. 1 team taking on the third-ranked Gamecocks. The teams do not disappoint in front of a sellout crowd, but South Carolina wins a pitcher's duel 3-1 behind ace Michael Roth and closer Matt Price. The duo allows only three VU hits, a season-low. Anthony Gomez's 29-game hitting streak comes to an end with a 0-for-4 performance. The game marks the first time since February 17 that Gomez goes hitless. The Doros win Saturday's game 6-4 to set up the rubber match on Sunday on ESPN2. Tony Kemp goes 5-for-5 in the win and starts a 30-game streak of reaching base. The Commodores have a 3-1 lead going into the bottom of the seventh inning when the Gamecocks rally for four runs and the win. Price fans seven over three innings for South Carolina to earn the win and hand the Doros their first series loss of the season.

April 22-24 - LSU comes to Nashville to face a Vanderbilt team that did not have a midweek game for the first time during the season. The extra rest is evident as Vandy outscores the Tigers 31-11 over the weekend, scoring at least 10 runs in all three wins. Aaron Westlake scores four runs and Mike Yastrzemski drives in three in Friday night's 11-3 win. Riley Reynolds and Conrad Gregor each have three hits with Gregor and Esposito driving in three runs each in Saturday's 10-1 victory. A six-run third inning helps send the Doros to a 10-7 Sunday win led by three players posting four-hit games (Anthony Gomez, Gregor and Jack Lupo) and the team's second 20-hit game of the year.



Sonny Gray led the way for a VU team that matched the school record with 54 wins.

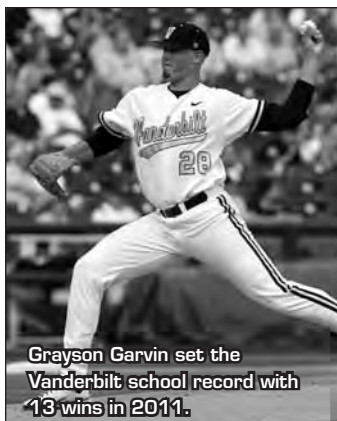


Curt Casali was a staple behind the plate for the Doros catching 58 games in 2011.



Aaron Westlake hit three home runs in the Commodores' Super Regional clinching victory over Oregon State.

2011 SEASON REVIEW



Grayson Garvin set the Vanderbilt school record with 13 wins in 2011.

April 29-May 1 - After a midweek rain-out the Commodores welcome in-state rival Tennessee to town. Vanderbilt sweeps the Volunteers back to Knoxville outscoring the Vols 39-5, including a 19-3 whipping on Sunday. The three games extend the Dores' streak of scoring at least 10 runs to six games and seven straight home games. Sunday's offensive output sets several season-highs, including runs and hits (21).

May 6-8 - A match-up of future first round picks treats fans at Kentucky with Wildcats' ace Alex Meyer and Vandy star Sonny Gray squaring off on Friday night. The game is the fastest of the year, being played in less than two hours with Kentucky emerging

with a 2-0 win, the first shutout loss of the season for VU. Both Meyer and Gray toss complete games with Gray striking out nine in his third complete game of the year. Freshmen Tony Kemp's four hits and Conrad Gregor's four RBI lead the way in Saturday's 10-3 win. VU wins 5-1 on Sunday to capture the team's seventh SEC series win. Aaron Westlake's 10th home run of the season in the first inning gets the Dores on their way to win No. 40 of the season.

May 10 - The Commodores return to the Bluegrass State to take on Louisville in a rematch of last season's epic 17-inning affair from 2010. However, there is not much drama in the Dores' 5-1 win. The Cardinals use 10 pitchers in the loss. Vanderbilt finishes the non-conference portion of the regular season 22-1 and undefeated in midweek games.

May 13-15 - Vanderbilt's second big time SEC showdown of the season is with Florida in Nashville. Friday night's game is suspended in the sixth inning due to rain with VU up 4-2. However, the lead quickly disappears when the game is resumed on Saturday when Florida hits a two-run home run in the seventh en route to a 6-5 win. The Dores avoid disaster with a blowout 14-1 win in Saturday's scheduled game, led by Aaron Westlake's five RBI. Sunday's crucial game is an epic 12-inning, back-and-forth nail biter that ends with a 6-3 Gator victory on eventual SEC Player of the Year Mike Zunino's three-run homer in the 12th inning. The series loss is just the second of the season for Vanderbilt but it will not be the last time the two teams play.

May 19-21 - For the first and only time in 2011, Vanderbilt loses consecutive games with a 5-4 loss at Georgia on ESPN's SEC Game of the Week on Thursday. The Bulldogs get a run in the seventh inning to complete the comeback victory. Jason Esposito's 38-game streak of reaching base comes to an end with a 0-for-4 outing. The Commodores grab an early lead on Friday night piling on five runs over the final three innings for a 9-3 win to set up a chance to play for a SEC title on Saturday. Again the Dores grab an early lead on Saturday before falling behind in the seventh inning. The Vanderbilt offense responds, however, with five runs in the eighth and six more in the ninth to win 17-7 and capture Vanderbilt's second SEC championship. Connor Harrell and Riley Reynolds each have three hits and score three runs in the win with Harrell driving in three runs.

May 24 - Grayson Garvin and Tony Kemp are honored by the SEC with Garvin being named the SEC Pitcher of the Year and Kemp the SEC Freshman of the Year. Garvin becomes just the second VU pitcher to earn the award joining David

Price while Kemp is the second Dore to win Freshman of the Year award, joining Pedro Alvarez. Aaron Westlake joins the duo on the All-SEC first team while Sonny Gray, Jason Esposito and Conrad Gregor earn second team nods. Gregor, Kemp and Kevin Ziomek are named All-SEC Freshmen.

May 25-29 - SEC Tournament

Vanderbilt heads to Hoover as co-champions of the league along with South Carolina and Florida. The Dores' first match-up is a familiar foe in Georgia. VU dispatches of the Bulldogs quickly with a 10-0 win in seven innings but the victory carries a huge loss with T.J. Pecoraro's season-ending injury coming in the fourth inning. The Gamecocks are no match for Vandy in the next round with a 7-2 victory behind Sonny Gray's solid 6.1 innings. Arkansas awaits VU in the semifinals and the two teams play another one-run game; this time Vanderbilt's three early runs stand up

in a 3-2 victory. The tournament final is a Vanderbilt-Florida match-up on national television. For just the second time of the season the Dores are blanked in a 5-0 loss to Florida. Three of the team's 10 losses are to the Gators.

May 30 - The Commodores host a watch party with fans for the Selection Show on ESPN. Vanderbilt is named the No. 6 national seed and set to host a NCAA Regional for just the second time in school history with Oklahoma State, Troy and Belmont in the Nashville bracket. The national seed is just the second in school history and the first since 2007.

June 3-5 - NCAA Tournament - Nashville Regional

The Commodores first round match-up is against Belmont, who the Dores downed 6-2 in the home opener earlier in the year. This time Vanderbilt sends ace Sonny Gray to the mound and wins 10-0 in front of a sold out Hawkins Field to move on to a second round game against Troy. After falling behind in the fourth inning, Vanderbilt responds in the fifth with three runs en route to a 10-2 win. Grayson Garvin earns the win for his 13th of the season and a new Vanderbilt single season record. Belmont emerges as the last team standing to take on the Commodores but VU wins 6-1 to capture the school's third Regional Championship. Taylor Hill turns in eight spectacular innings with 13 strikeouts to earn the victory and send the Commodores to a Super Regional for the second straight season. However, this time VU will host a Super Regional for the first time in school history.

June 10-11 - NCAA Super Regional

Oregon State comes to Nashville with the winner advancing to Omaha and the College World Series. The Commodores waste no time in the first game jumping out to a 4-0 lead after one inning on their way to an 11-1 win. Mike Yastrzemski drives in four runs and Jason Esposito adds three more RBI to put the Dores within one run of the College World Series. As the visiting team the next night VU again jumps out to an early lead and has a 3-2 lead until a four-run sixth inning is capped by Aaron Westlake's second two-run homer of the night. Westlake's final at-bat at Hawkins Field comes in the eighth inning; with the crowd chanting "Westy! Westy!" he belts his third two-run shot of the night in Vanderbilt's 9-3 win that sends the Commodores to the school's first-ever College World Series. Following the game, the team lifts Coach Corbin onto its shoulders in front of a wild home crowd. The team circles the field thanking fans in the outfield before celebrating at home plate with a soda shower.

June 18-24 - College World Series

Vanderbilt arrives in Omaha and plays North Carolina in the first College World Series game at the new TD Ameritrade Park. The Commodores are the aggressors right out of the gate with leadoff hitter Tony Kemp swinging at the first pitch and eventually reaching on an error on a bunt to third base. Kemp scored three batters later on Curt Casali's single. Trailing 3-2 in the sixth, VU plates three runs to take the lead for good. Connor Harrell's two-run homer in the sixth is the first CWS home run in the new ballpark. Corey Williams, Will Clinard and Kevin Ziomek combine for 4.1 scoreless innings to seal the 7-3 victory. Vanderbilt nemesis Florida waits in the second round and for the fourth time this season the Gators beat Vandy, this time 3-1. The loss is just the second of the season for Grayson Garvin and the offense produces just four hits. Again weather plays a role in the game with a 2.5-hour rain delay before the game was suspended and finished the next morning. The next day the Dores play North Carolina in an elimination game, ending the Tar Heels' season with a 5-1 victory. Connor Harrell hits his second home run of the series with a three-run shot in the second inning. Taylor Hill works seven innings for the win, allowing one run on four hits. The victory sets up Vanderbilt's sixth game of the season with Florida. VU trails 4-1 entering the seventh inning but chips away to tie the game when Conrad Gregor is hit by a pitch with the bases loaded. However, the Gators respond with two runs in the bottom of the eighth and close out the Commodores' season with a 6-4 loss.



Taylor Hill's 13 K's helped clinch the Nashville Regional win over Belmont.



When Vanderbilt returned to campus following the College World Series the team was greeted by hundreds of fans.



2011 STATISTICS

Overall Record: 54-12

Home: 33-4 ★ Away: 16-5 ★ Neutral: 5-3

Southeastern Conference: 22-8

BATTING STATISTICS

(All games Sorted by Batting Average)

Player	AVG	GP	GS	AB	R	H	2B	3B	HR	RBI	TB	SLG	BB	HBP	SO	GDP	OBP	SF	SH	SB	ATT	PO	A	E	FLD%
Andrew Harris	.500	12	0	2	2	1	0	0	0	2	1	.500	1	0	1	0	.667	0	0	0	0	7	2	0	1.000
Josh Lee	.500	3	0	2	0	1	0	0	0	1	1	.500	0	0	1	0	.500	0	0	0	0	0	0	0	.000
Conrad Gregor	.353	58	49	170	33	60	11	0	3	32	80	.471	32	2	30	2	.456	2	3	2	4	6	0	0	1.000
<i>Aaron Westlake</i>	<i>.344</i>	<i>66</i>	<i>66</i>	<i>250</i>	<i>59</i>	<i>86</i>	<i>18</i>	<i>1</i>	<i>18</i>	<i>56</i>	<i>160</i>	<i>.640</i>	<i>47</i>	<i>9</i>	<i>54</i>	<i>2</i>	<i>.463</i>	<i>1</i>	<i>0</i>	<i>2</i>	<i>7</i>	<i>563</i>	<i>31</i>	<i>7</i>	<i>.988</i>
<i>Jason Esposito</i>	<i>.340</i>	<i>66</i>	<i>66</i>	<i>268</i>	<i>55</i>	<i>91</i>	<i>22</i>	<i>1</i>	<i>9</i>	<i>59</i>	<i>142</i>	<i>.530</i>	<i>17</i>	<i>13</i>	<i>45</i>	<i>6</i>	<i>.403</i>	<i>2</i>	<i>3</i>	<i>15</i>	<i>25</i>	<i>52</i>	<i>116</i>	<i>15</i>	<i>.918</i>
Anthony Gomez	.336	66	66	286	61	96	12	2	0	48	112	.392	9	1	14	5	.352	5	9	7	9	78	189	19	.934
Joel McKeithan	.333	6	0	3	1	1	0	0	0	0	1	.333	0	0	1	0	.333	0	0	0	0	1	1	0	1.000
Riley Reynolds	.331	60	50	166	26	55	7	0	0	18	62	.373	12	2	24	3	.383	0	14	4	4	73	137	1	.995
Tony Kemp	.329	65	64	252	58	83	8	7	0	34	105	.417	37	12	32	3	.434	3	6	17	22	93	3	0	1.000
<i>Curt Casali</i>	<i>.303</i>	<i>64</i>	<i>63</i>	<i>238</i>	<i>40</i>	<i>72</i>	<i>20</i>	<i>0</i>	<i>7</i>	<i>53</i>	<i>113</i>	<i>.475</i>	<i>22</i>	<i>12</i>	<i>21</i>	<i>5</i>	<i>.387</i>	<i>2</i>	<i>3</i>	<i>1</i>	<i>1</i>	<i>473</i>	<i>48</i>	<i>2</i>	<i>.996</i>
Mike Yastrzemski	.296	66	66	230	60	68	8	1	3	42	87	.378	43	11	43	2	.422	5	9	23	26	145	4	4	.974
Connor Harrell	.289	64	55	197	35	57	12	1	9	36	98	.497	14	7	45	3	.355	2	8	7	7	100	0	1	.990
<i>Sam Lind</i>	<i>.255</i>	<i>34</i>	<i>9</i>	<i>47</i>	<i>7</i>	<i>12</i>	<i>4</i>	<i>0</i>	<i>1</i>	<i>14</i>	<i>19</i>	<i>.404</i>	<i>3</i>	<i>3</i>	<i>10</i>	<i>1</i>	<i>.327</i>	<i>2</i>	<i>0</i>	<i>0</i>	<i>0</i>	<i>0</i>	<i>3</i>	<i>1</i>	<i>.750</i>
Will Johnson	.250	4	0	4	0	1	0	0	0	1	1	.250	0	0	2	0	.250	0	0	0	0	0	0	0	.000
<i>Joe Loftus</i>	<i>.222</i>	<i>32</i>	<i>12</i>	<i>45</i>	<i>5</i>	<i>10</i>	<i>2</i>	<i>0</i>	<i>0</i>	<i>7</i>	<i>12</i>	<i>.267</i>	<i>6</i>	<i>4</i>	<i>12</i>	<i>1</i>	<i>.364</i>	<i>0</i>	<i>0</i>	<i>0</i>	<i>0</i>	<i>17</i>	<i>1</i>	<i>1</i>	<i>.947</i>
<i>Bryan Johns</i>	<i>.211</i>	<i>43</i>	<i>15</i>	<i>57</i>	<i>7</i>	<i>12</i>	<i>4</i>	<i>1</i>	<i>1</i>	<i>5</i>	<i>21</i>	<i>.368</i>	<i>9</i>	<i>5</i>	<i>13</i>	<i>3</i>	<i>.366</i>	<i>0</i>	<i>3</i>	<i>1</i>	<i>2</i>	<i>15</i>	<i>25</i>	<i>3</i>	<i>.930</i>
Jack Lupo	.192	26	5	26	7	5	2	0	0	2	7	.269	0	0	7	0	.192	0	3	1	2	6	0	0	1.000
Drew Fann	.158	21	6	19	0	3	0	0	0	3	3	.158	3	4	5	2	.385	0	1	0	0	65	4	2	.972
Spencer Navin	.000	8	2	7	2	0	0	0	0	0	0	.000	3	0	1	0	.300	0	0	0	2	21	2	1	.958
Totals	.315	66	66	2269	459	714	130	14	51	413	1025	.452	258	85	361	38	.401	24	62	80	111	1749	658	66	.973
Opponents	.217	66	66	2143	187	466	59	10	29	168	632	.295	199	60	567	35	.300	14	30	38	56	1676	731	84	.966

LOB - Team (565), Opp (511). DPs turned - Team (40), Opp (47). CI - Team (1), Casali 1, Opp (2). IBB - Team (18), Westlake 10, Yastrzemski 2, Harrell 2, Esposito 2, Gomez 1, Casali 1, Opp (8). Picked off - Yastrzemski 3, Kemp 2.

PITCHING STATISTICS

(All games Sorted by Earned Run Average)

Player	ERA	W	L	APP	GS	CG	SHO	CBO	SV	IP	H	R	ER	BB	SO	2B	3B	HR	B/Avg	WP	HBP	BK	SFA	SHA	
Keenan Kolinsky	0.00	0	0	3	0	0	0	0	0	1.2	2	0	0	2	0	1	0	0	7	.286	0	0	0	0	0
<i>Navery Moore</i>	<i>1.21</i>	<i>4</i>	<i>2</i>	<i>28</i>	<i>0</i>	<i>0</i>	<i>0</i>	<i>1</i>	<i>11</i>	<i>29.2</i>	<i>18</i>	<i>5</i>	<i>4</i>	<i>12</i>	<i>25</i>	<i>1</i>	<i>0</i>	<i>2</i>	<i>106</i>	<i>.170</i>	<i>3</i>	<i>1</i>	<i>0</i>	<i>0</i>	<i>1</i>
Sam Selman	1.42	0	0	7	0	0	0	1	0	6.1	5	2	1	3	6	1	0	0	24	.208	0	1	0	0	0
T.J. Pecoraro	1.59	7	0	17	6	0	0	4	0	39.2	26	8	7	13	41	3	2	1	142	.183	1	2	2	1	0
Kevin Ziomek	1.59	3	0	27	5	0	0	5	1	45.1	33	9	8	16	47	4	0	1	162	.204	3	7	0	2	2
<i>Mark Lamm</i>	<i>2.00</i>	<i>5</i>	<i>0</i>	<i>26</i>	<i>0</i>	<i>0</i>	<i>0</i>	<i>1</i>	<i>1</i>	<i>27.0</i>	<i>26</i>	<i>8</i>	<i>6</i>	<i>3</i>	<i>21</i>	<i>1</i>	<i>0</i>	<i>2</i>	<i>105</i>	<i>.248</i>	<i>3</i>	<i>2</i>	<i>0</i>	<i>2</i>	<i>0</i>
<i>Sonny Gray</i>	<i>2.43</i>	<i>12</i>	<i>4</i>	<i>19</i>	<i>19</i>	<i>3</i>	<i>0</i>	<i>2</i>	<i>0</i>	<i>126.0</i>	<i>97</i>	<i>38</i>	<i>34</i>	<i>51</i>	<i>132</i>	<i>8</i>	<i>2</i>	<i>4</i>	<i>456</i>	<i>.213</i>	<i>15</i>	<i>9</i>	<i>0</i>	<i>2</i>	<i>10</i>
<i>Grayson Garvin</i>	<i>2.48</i>	<i>13</i>	<i>2</i>	<i>18</i>	<i>18</i>	<i>0</i>	<i>0</i>	<i>2</i>	<i>0</i>	<i>112.2</i>	<i>98</i>	<i>38</i>	<i>31</i>	<i>25</i>	<i>101</i>	<i>14</i>	<i>1</i>	<i>10</i>	<i>422</i>	<i>.232</i>	<i>1</i>	<i>11</i>	<i>2</i>	<i>3</i>	<i>5</i>
<i>Jack Armstrong</i>	<i>2.65</i>	<i>0</i>	<i>1</i>	<i>13</i>	<i>0</i>	<i>0</i>	<i>0</i>	<i>3</i>	<i>0</i>	<i>17.0</i>	<i>6</i>	<i>6</i>	<i>5</i>	<i>18</i>	<i>17</i>	<i>1</i>	<i>1</i>	<i>0</i>	<i>54</i>	<i>.111</i>	<i>0</i>	<i>5</i>	<i>0</i>	<i>0</i>	<i>2</i>
<i>Taylor Hill</i>	<i>2.73</i>	<i>6</i>	<i>1</i>	<i>17</i>	<i>17</i>	<i>0</i>	<i>0</i>	<i>0</i>	<i>0</i>	<i>99.0</i>	<i>89</i>	<i>38</i>	<i>30</i>	<i>26</i>	<i>92</i>	<i>16</i>	<i>3</i>	<i>5</i>	<i>374</i>	<i>.238</i>	<i>2</i>	<i>9</i>	<i>1</i>	<i>2</i>	<i>6</i>
Will Clinard	2.75	2	2	35	0	0	0	2	3	39.1	36	15	12	10	48	4	1	2	147	.245	3	8	0	1	3
<i>Corey Williams</i>	<i>4.46</i>	<i>2</i>	<i>0</i>	<i>29</i>	<i>1</i>	<i>0</i>	<i>0</i>	<i>2</i>	<i>2</i>	<i>38.1</i>	<i>30</i>	<i>19</i>	<i>19</i>	<i>14</i>	<i>37</i>	<i>5</i>	<i>0</i>	<i>2</i>	<i>141</i>	<i>.213</i>	<i>0</i>	<i>5</i>	<i>2</i>	<i>1</i>	<i>1</i>
Steven Rice	9.00	0	0	2	0	0	0	0	0	1.0	0	1	1	6	0	0	0	0	3	.000	1	0	0	0	0
Totals	2.44	54	12	66	66	3	7	7	18	583.0	466	187	158	199	567	59	10	29	2143	.217	32	60	7	14	30
Opponents	6.32	12	54	66	66	2	2	1	4	558.2	714	459	392	258	361	130	14	51	2269	.315	60	85	12	24	62

PB - Team (5), Casali 2, Fann 2, Navin 1, Opp (18). Pickoffs - Team (10), Gray 4, Clinard 2, Garvin 1, Casali 1, Lamm 1, Fann 1, Opp (5). SBA/ATT - Casali (32-47), Garvin (12-17), Hill (7-12), Gray (8-10), Fann (4-5), Pecoraro (3-4), Armstrong (3-3), Ziomek (2-3), Clinard (0-2), Moore (0-2), Navin (2-2), Lamm (2-2), Williams (1-1).

italics - departed player

2011 SEC STATISTICS



Southeastern Conference Record: 22-8

Home: 12-3 ★ Away: 10-5

BATTING STATISTICS

(All games Sorted by Batting Average)

Player	AVG	GP	GS	AB	R	H	2B	3B	HR	RBI	TB	SLG%	BB	HBP	SO	GDP	OB%	SF	SH	SB	ATT	PO	A	E	FLD%
Andrew Harris	.500	7	0	2	1	1	0	0	0	2	1	.500	0	0	1	0	.500	0	0	0	0	6	2	0	1.000
Tony Kemp	.402	30	30	127	33	51	7	3	0	15	64	.504	14	4	18	1	.469	2	3	6	7	47	1	0	1.000
Conrad Gregor	.382	29	24	89	18	34	6	0	2	20	46	.517	11	0	15	1	.446	1	1	1	2	2	0	0	1.000
<i>Jason Esposito</i>	<i>.369</i>	<i>30</i>	<i>30</i>	<i>130</i>	<i>28</i>	<i>48</i>	<i>13</i>	<i>1</i>	<i>4</i>	<i>26</i>	<i>75</i>	<i>.577</i>	<i>5</i>	<i>7</i>	<i>20</i>	<i>1</i>	<i>.420</i>	<i>1</i>	<i>2</i>	<i>4</i>	<i>10</i>	<i>22</i>	<i>56</i>	<i>9</i>	<i>.897</i>
<i>Curt Casali</i>	<i>.345</i>	<i>29</i>	<i>29</i>	<i>113</i>	<i>22</i>	<i>39</i>	<i>11</i>	<i>0</i>	<i>3</i>	<i>30</i>	<i>59</i>	<i>.522</i>	<i>11</i>	<i>3</i>	<i>5</i>	<i>3</i>	<i>.417</i>	<i>0</i>	<i>0</i>	<i>1</i>	<i>1</i>	<i>217</i>	<i>15</i>	<i>2</i>	<i>.991</i>
Riley Reynolds	.344	29	25	90	13	31	6	0	0	14	37	.411	6	2	15	3	.398	0	6	1	1	34	69	1	.990
Anthony Gomez	.333	30	30	135	30	45	6	1	0	20	53	.393	5	1	9	2	.357	2	4	2	3	39	94	9	.937
<i>Aaron Westlake</i>	<i>.319</i>	<i>30</i>	<i>30</i>	<i>116</i>	<i>27</i>	<i>37</i>	<i>8</i>	<i>1</i>	<i>11</i>	<i>29</i>	<i>80</i>	<i>.690</i>	<i>25</i>	<i>4</i>	<i>29</i>	<i>2</i>	<i>.455</i>	<i>0</i>	<i>0</i>	<i>0</i>	<i>0</i>	<i>261</i>	<i>13</i>	<i>2</i>	<i>.993</i>
Mike Yastrzemski	.305	30	30	105	30	32	3	0	2	23	41	.390	22	4	23	1	.436	2	6	11	12	69	0	1	.986
Jack Lupo	.278	15	4	18	6	5	2	0	0	2	7	.389	0	0	4	0	.278	0	2	1	2	3	0	0	1.000
Connor Harrell	.267	30	24	86	15	23	6	0	4	15	41	.477	5	4	22	1	.330	2	3	2	2	52	0	1	.981
<i>Bryan Johns</i>	<i>.261</i>	<i>20</i>	<i>5</i>	<i>23</i>	<i>5</i>	<i>6</i>	<i>2</i>	<i>1</i>	<i>1</i>	<i>3</i>	<i>13</i>	<i>.565</i>	<i>1</i>	<i>1</i>	<i>8</i>	<i>1</i>	<i>.320</i>	<i>0</i>	<i>0</i>	<i>0</i>	<i>0</i>	<i>8</i>	<i>7</i>	<i>0</i>	<i>1.000</i>
<i>Sam Lind</i>	<i>.167</i>	<i>20</i>	<i>3</i>	<i>24</i>	<i>3</i>	<i>4</i>	<i>1</i>	<i>0</i>	<i>1</i>	<i>9</i>	<i>8</i>	<i>.333</i>	<i>1</i>	<i>2</i>	<i>6</i>	<i>0</i>	<i>.241</i>	<i>2</i>	<i>0</i>	<i>0</i>	<i>0</i>	<i>0</i>	<i>0</i>	<i>0</i>	<i>.000</i>
<i>Joe Loftus</i>	<i>.133</i>	<i>14</i>	<i>5</i>	<i>15</i>	<i>1</i>	<i>2</i>	<i>0</i>	<i>0</i>	<i>0</i>	<i>2</i>	<i>2</i>	<i>.133</i>	<i>2</i>	<i>0</i>	<i>4</i>	<i>0</i>	<i>.235</i>	<i>0</i>	<i>0</i>	<i>0</i>	<i>0</i>	<i>6</i>	<i>0</i>	<i>0</i>	<i>1.000</i>
Drew Fann	.125	12	1	8	0	1	0	0	0	2	1	.125	1	2	2	2	.364	0	1	0	0	25	1	1	.963
Spencer Navin	.000	3	0	3	2	0	0	0	0	0	0	.000	1	0	0	0	.250	0	0	0	0	0	0	0	.000
Will Johnson	.000	2	0	2	0	0	0	0	0	0	0	.000	0	0	1	0	.000	0	0	0	0	0	0	0	.000
Totals	.331	30	30	1086	234	359	71	7	28	212	528	.486	110	34	182	18	.405	12	28	29	40	804	301	26	.977
Opponents	.223	30	30	987	96	220	34	3	21	89	323	.327	94	31	238	22	.308	7	14	23	30	783	338	38	.967

LOB - Team (254), Opp (234). DPs turned - Team (26), Opp (22). CI - Team (1), Casali 1, Opp (1). IBB - Team (7), Westlake 4, Yastrzemski 1, Harrell 1, Gomez 1, Opp (5).

Picked off - Kemp 2, Yastrzemski 1.

PITCHING STATISTICS

(All games Sorted by Earned Run Average)

Player	ERA	W	L	APP	GS	CG	SHO	CBO	SV	IP	H	R	ER	BB	SO	2B	3B	HR	B/Avg	WP	HBP	BK	SFA	SHA	
Sam Selman	0.00	0	0	1	0	0	0	0	0	0.0	0	0	0	1	0	0	0	0	0	.000	0	0	0	0	0
Kevin Ziomek	0.84	0	0	12	0	0	0	1	1	10.2	8	1	1	4	10	1	0	0	38	.211	0	3	0	1	0
Grayson Garvin	1.83	9	0	10	10	0	0	2	0	64.0	49	14	13	15	53	7	0	7	233	.210	0	9	0	0	1
Sonny Gray	2.35	5	3	10	10	2	0	1	0	69.0	53	21	18	29	69	6	0	4	247	.215	9	6	0	2	7
Navery Moore	2.92	1	2	12	0	0	0	0	4	12.1	9	4	4	8	12	1	0	2	47	.191	2	1	0	0	0
Taylor Hill	3.17	3	0	10	10	0	0	0	0	54.0	51	23	19	12	43	11	2	4	204	.250	2	4	0	1	3
Mark Lamm	3.18	1	0	10	0	0	0	1	1	11.1	12	6	4	1	7	1	0	1	45	.267	0	1	0	2	0
Jack Armstrong	3.60	0	1	6	0	0	0	0	0	10.0	3	5	4	11	9	1	0	0	31	.097	0	2	0	0	2
Will Clinard	3.97	1	2	16	0	0	0	1	0	11.1	11	5	5	3	10	2	0	0	45	.244	1	2	0	0	1
T.J. Pecoraro	4.66	1	0	8	0	0	0	1	0	9.2	9	5	5	4	14	2	1	1	38	.237	1	1	0	0	0
Corey Williams	6.89	1	0	15	0	0	0	1	1	15.2	15	12	12	6	11	2	0	2	59	.254	0	2	0	1	0
Totals	2.85	22	8	30	30	2	3	3	7	268.0	220	96	85	94	238	34	3	21	987	.223	15	31	0	7	14
Opponents	7.14	8	22	30	30	2	1	0	3	261.0	359	234	207	110	182	71	7	28	1086	.331	31	34	2	12	28

PB - Team (2), Fann 1, Casali 1, Opp (5). Pickoffs - Team (1), Gray 1, Opp (3). SBA/ATT - Casali (21-26), Garvin (8-10), Hill (5-10), Gray (7-7), Fann (2-3), Armstrong (1-1), Williams (1-1), Lamm (1-1).

italics - departed player



2011 STATISTICS

Multiple Hit Games

Player	2	3	4	5+	Tot
Jason Esposito	22	8			30
Anthony Gomez	23	2	5		30
Aaron Westlake	24	5	1		30
Tony Kemp	16	5	3	1	25
Curt Casali	16	7			23
Conrad Gregor	13	3	1		17
Mike Yastrzemski	10	5			15
Riley Reynolds	11	3	1		15
Connor Harrell	9	2			11
Joe Loftus	2				2
Bryan Johns	2				2
Sam Lind		1			1
Jack Lupo			1		1
TEAM	148	41	12	1	202

Multiple RBI Games

Player	2	3	4	5+	Tot
Jason Esposito	11	3	2		16
Curt Casali	9	3	3		15
Aaron Westlake	8	2		2	12
Connor Harrell	8	3			11
Mike Yastrzemski	7	2	1		10
Anthony Gomez	8	2			10
Conrad Gregor	7	1	1		9
Tony Kemp	5	1			6
Sam Lind	2	2			4
Bryan Johns	1				1
Riley Reynolds		1			1
Andrew Harris	1				1
TEAM	67	20	7	2	96

Hitting Streaks

Anthony Gomez	29
Jason Esposito	27
Tony Kemp	15
Mike Yastrzemski	11
Connor Harrell	9
Conrad Gregor	9
Aaron Westlake	9
Riley Reynolds	7
Curt Casali	6
Bryan Johns	3
Joe Loftus	3
Sam Lind	2

Category Leaders

Batting Avg

Conrad Gregor	.353
Aaron Westlake	.344
Jason Esposito	.340
Anthony Gomez	.336
Tony Kemp	.329

Slugging Pct

Aaron Westlake	.640
Jason Esposito	.530
Connor Harrell	.497
Curt Casali	.475
Conrad Gregor	.471

On Base Pct

Aaron Westlake	.463
Conrad Gregor	.456
Tony Kemp	.434
Mike Yastrzemski	.422
Jason Esposito	.403

Runs Scored

Anthony Gomez	61
Mike Yastrzemski	60
Aaron Westlake	59
Tony Kemp	58
Jason Esposito	55

Hits

Anthony Gomez	96
Jason Esposito	91
Aaron Westlake	86
Tony Kemp	83
Curt Casali	72

Runs Batted In

Jason Esposito	59
Aaron Westlake	56
Curt Casali	53
Anthony Gomez	48
Mike Yastrzemski	42

Doubles

Jason Esposito	22
Curt Casali	20
Aaron Westlake	18
Anthony Gomez	12
Connor Harrell	12

Triples

Tony Kemp	7
Anthony Gomez	2
5 tied at	1

Home Runs

Aaron Westlake	18
Jason Esposito	9
Connor Harrell	9
Curt Casali	7
2 tied at	3

Total Bases

Aaron Westlake	160
Jason Esposito	142
Curt Casali	113
Anthony Gomez	112
Tony Kemp	105

Walks

Aaron Westlake	47
Mike Yastrzemski	43
Tony Kemp	37
Conrad Gregor	32
Curt Casali	22

Hit By Pitch

Jason Esposito	13
Curt Casali	12
Tony Kemp	12
Mike Yastrzemski	11
Aaron Westlake	9

Sac Bunts

Riley Reynolds	14
Anthony Gomez	9
Mike Yastrzemski	9
Connor Harrell	8
Tony Kemp	6

Sac Flies

Anthony Gomez	5
Mike Yastrzemski	5
Tony Kemp	3
5 tied at	2

Stolen Bases

Mike Yastrzemski	23
Tony Kemp	17
Jason Esposito	15
Connor Harrell	7
Anthony Gomez	7

Caught Stealing

Jason Esposito	10
Aaron Westlake	5
Tony Kemp	5
Mike Yastrzemski	3
3 tied at	2

Steal Attempts

Mike Yastrzemski	26
Jason Esposito	25
Connor Harrell	22
Anthony Gomez	9
2 tied at	7

Strikeouts

Aaron Westlake	54
Connor Harrell	45
Jason Esposito	45
Mike Yastrzemski	43
Tony Kemp	32

Total Plate Appearances

Anthony Gomez	310
Tony Kemp	310
Aaron Westlake	307
Jason Esposito	303
Mike Yastrzemski	298

At-Bats

Anthony Gomez	286
Jason Esposito	268
Tony Kemp	252
Aaron Westlake	250
Curt Casali	238

Game Starts

Anthony Gomez	66
Aaron Westlake	66
Jason Esposito	66
Mike Yastrzemski	66
Tony Kemp	64

Earned Run Avg

Sonny Gray	2.43
Grayson Garvin	2.48
Taylor Hill	2.73

Opposing Bat Avg

Sonny Gray	2.43
Grayson Garvin	2.48
Taylor Hill	2.73

Wins

Grayson Garvin	13
Sonny Gray	12
T.J. Pecoraro	7
Taylor Hill	6
Mark Lamm	5

Losses

Sonny Gray	4
Will Clinard	2
Grayson Garvin	2
Navery Moore	2
2 tied at	1

Saves

Navery Moore	11
Will Clinard	3
Corey Williams	2
Mark Lamm	1
Kevin Ziomek	1

Innings Pitched

Sonny Gray	126.0
Grayson Garvin	112.2
Taylor Hill	99.0

Batters Struck Out

Sonny Gray	132
Grayson Garvin	101
Taylor Hill	92
Will Clinard	48
Kevin Ziomek	47

Appearances

Will Clinard	35
Corey Williams	29
Navery Moore	28
Kevin Ziomek	27
Mark Lamm	26

Games Started

Sonny Gray	19
Grayson Garvin	18
Taylor Hill	17
T.J. Pecoraro	6
Kevin Ziomek	5

Games Finished

Navery Moore	27
Corey Williams	8
Will Clinard	6
Kevin Ziomek	6
2 tied at	5

Games In Relief

Will Clinard	35
Navery Moore	28
Corey Williams	28
Mark Lamm	26
Kevin Ziomek	22

Wild Pitches

Sonny Gray	15
Navery Moore	3
Will Clinard	3
Mark Lamm	3
Kevin Ziomek	3

Balks

Grayson Garvin	2
Corey Williams	2
T.J. Pecoraro	2
Taylor Hill	1

Hit Batters

Grayson Garvin	11
Taylor Hill	9
Sonny Gray	9
Will Clinard	8
Kevin Ziomek	7

Runners Picked Off

Sonny Gray	4
Will Clinard	2
4 tied at	1

Batters SO Looking

Grayson Garvin	32
Sonny Gray	31
Taylor Hill	22
Kevin Ziomek	16
T.J. Pecoraro	13

Fielding Pct

Tony Kemp	1.000
Andrew Harris	1.000
Conrad Gregor	1.000
Jack Lupo	1.000
Joel McKeithan	1.000

Putouts

Aaron Westlake	563
Curt Casali	473
Mike Yastrzemski	145
Connor Harrell	100
Tony Kemp	93

Assists

Anthony Gomez	189
Riley Reynolds	137
Jason Esposito	116
Curt Casali	48
Aaron Westlake	31

Errors

Anthony Gomez	19
Jason Esposito	15
Aaron Westlake	7
Mike Yastrzemski	4
Grayson Garvin	4

2011 STATISTICS



2011 Defensive Statistics

Player	C	PO	A	E	FLD%	DPs	SBA	CS	SB%	PB	CI
Tony Kemp	96	93	3	0	1.000	1	0	0	-	0	0
Taylor Hill	18	7	11	0	1.000	0	7	5	.583	0	0
Will Cline	10	3	7	0	1.000	0	0	2	.000	0	0
Andrew Harris	9	7	2	0	1.000	1	0	0	-	0	0
Jack Lupo	6	6	0	0	1.000	0	0	0	-	0	0
Conrad Gregor	6	6	0	0	1.000	0	0	0	-	0	0
Jack Armstrong	5	1	4	0	1.000	0	3	0	1.000	0	0
Corey Williams	5	0	5	0	1.000	0	1	0	1.000	0	0
Mark Lamm	5	3	2	0	1.000	1	2	0	1.000	0	0
Joel McKeithan	2	1	1	0	1.000	0	0	0	-	0	0
Sam Selman	1	0	1	0	1.000	0	0	0	-	0	0
Curt Casali	523	473	48	2	.996	3	32	15	.681	2	1
Riley Reynolds	211	73	137	1	.995	25	0	0	-	0	0
Connor Harrell	101	100	0	1	.990	0	0	0	-	0	0
Aaron Westlake	601	563	31	7	.988	37	0	0	-	0	0
Mike Yastrzemski	153	145	4	4	.974	0	0	0	-	0	0
Drew Fann	71	65	4	2	.972	0	4	1	.800	2	0
Spencer Navin	24	21	2	1	.958	0	2	0	1.000	1	0
Sonny Gray	41	9	30	2	.951	2	8	2	.800	0	0
Joe Loftus	19	17	1	1	.947	0	0	0	-	0	0
Anthony Gomez	286	78	189	19	.934	32	0	0	-	0	0
Bryan Johns	43	15	25	3	.930	0	0	0	-	0	0
Jason Esposito	183	52	116	15	.918	7	0	0	-	0	0
Kevin Ziomek	12	5	6	1	.917	1	2	1	.667	0	0
Grayson Garvin	27	1	22	4	.852	0	12	5	.706	0	0
T.J. Pecoraro	6	2	3	1	.833	0	3	1	.750	0	0
Navery Moore	5	3	1	1	.800	0	0	2	.000	0	0
Sam Lind	4	0	3	1	.750	0	0	0	-	0	0
Steven Rice	0	0	0	0	.000	0	0	0	-	0	0
Will Johnson	0	0	0	0	.000	0	0	0	-	0	0
Josh Lee	0	0	0	0	.000	0	0	0	-	0	0
Keenan Kolinsky	0	0	0	0	.000	0	0	0	-	0	0
VU Totals	2473	1749	658	66	.973	40	38	18	.679	5	1
Opponents	2491	1676	731	84	.966	47	80	31	.721	18	2

2011 Team Superlatives

Batting

At bats:	44	vs Tennessee (May 01)
Runs scored:	44	vs Florida (May 15)
Hits:	19	vs Tennessee (May 01)
RBIs:	21	vs Tennessee (May 01)
Doubles:	19	vs Tennessee (May 01)
Triples:	7	vs Florida (May 14)
Home runs:	2	vs Mississippi State (Mar 19)
at South Carolina (Apr 17)	3	
at Georgia (May 21)	3	
vs Oregon State (Jun 11)	3	
vs Tennessee (May 01)	33	
vs Tennessee Tech (Mar 22)	10	
vs Florida (May 15)	15	
at Auburn (Apr 01)	5	
at Georgia (May 21)	3	
vs Georgia (May 25 at Hoover, AL)	6	
vs Middle Tennessee St. (Apr 05)	6	
vs Tennessee Tech (Mar 22)	4	
vs LSU (Apr 24)	17	
at South Carolina (Apr 16)	3	

Fielding

Putouts:	36	vs Florida (May 15)
Assists:	16	vs Tennessee (May 01)
Errors:	16	vs Arkansas (May 28 at Hoover, AL)
Passed balls:	4	vs Brown (Mar 06)
DPs turned:	1	(5 games)
vs Mississippi State (Mar 18)	3	
at Auburn (Apr 01)	3	
vs Florida (May 14)	3	

Pitching

Innings pitched:	12.0	vs Florida (May 15)
Runs allowed:	9	vs Mississippi State (Mar 20)
Earned runs:	7	vs Stanford (Feb 26)
vs Mississippi State (Mar 20)	7	
vs LSU (Apr 24)	7	
vs LSU (Apr 24)	8	
vs Brown (Mar 04)	15	
vs Stanford (Feb 26)	17	
(4 games)	3	
vs Mississippi State (Mar 20)	2	
vs North Carolina (Jun 18 at Omaha, NE)	2	
vs Florida (May 15)	3	
vs KSU (Mar 09)	3	
vs Alabama (Apr 08)	3	
at Auburn (Apr 02)	4	
at South Carolina (Apr 17)	4	

2011 Inning-by-inning

Team	1	2	3	4	5	6	7	8	9	EX	Total
Vanderbilt	62	52	54	43	41	71	61	48	26	1	459
Opponents	14	22	16	28	25	16	21	29	13	3	187

2011 Attendance

Home attendance	96,535	(36 dates avg = 2681)
Away attendance	185,603	(29 dates avg = 6400)
Total attendance	282,138	(65 dates avg = 4340)

Win-Loss Summary

Total	54-12
Home	33-4
Away	16-5
Neutral	5-3
Day	32-6
Night	22-6
vs Left	15-5
vs Right	39-7
1-Run games	10-4
2-Run games	3-5
5+Run games	27-1
Extra inns	1-1
Shutouts	7-2
Scoring 0-2 runs	4-6
Scoring 3-5 runs	9-5
Scoring 6-9 runs	20-1
Scoring 10+ runs	21-0
Opponent 0-2 runs	31-2
Opponent 3-5 runs	17-6
Opponent 6-9 runs	6-4
Opponent 10+ runs	0-0
Scored in 1st inning	28-3
Scores first	44-5
Opp. scores first	10-7



Coach Corbin and the Commodores matched the school record with 54 wins

2011 Individual Superlatives

Batting

At bats:	6	13 times, last Anthony Gomez vs. Oregon State (Jun 11)
Runs scored:	4	Aaron Westlake vs LSU (Apr 22)
RBIs:	4	Tony Kemp vs Tennessee (May 01)
Hits:	5	Tony Kemp at South Carolina (Apr 16)
RBIs:	6	Aaron Westlake vs Oregon State (Jun 11)
Doubles:	2	10 times, last Curt Casali vs. Florida (May 15)
Triples:	1	14 times, last Tony Kemp vs. North Carolina (Jun 22 at Omaha, NE)
Home runs:	3	Aaron Westlake vs Oregon State (Jun 11)
Total bases:	12	Aaron Westlake vs Oregon State (Jun 11)
Walks:	3	4 times, last Aaron Westlake vs. Oregon State (Jun 10)
Strikeouts:	3	10 times, last Aaron Westlake vs. Florida (Jun 20 at Omaha, NE)
Sac hits:	2	Riley Reynolds vs Wofford (Mar 08)
Sac flies:	2	Anthony Gomez vs Troy (Jun 04)
Stolen bases:	2	8 times, last Tony Kemp vs. Georgia (May 25 at Hoover, AL)
Hit by pitch:	2	5 times, last Curt Casali at Louisville (May 10)
Caught stealing:	2	Spencer Navin vs Tennessee Tech (Mar 22)
Runners LOB:	10	Curt Casali vs LSU (Apr 24)

Fielding

Putouts:	16	Aaron Westlake vs Florida (May 15)
Assists:	8	Anthony Gomez vs Arkansas (May 28 at Hoover, AL)
Errors:	2	Bryan Johns vs Brown (Mar 06)
Passed balls:	2	Anthony Gomez vs UIC (Mar 12)
	1	5 times, last Curt Casali vs. North Carolina (Jun 18)

Pitching

Innings pitched:	9.0	Sonny Gray vs Brown (Mar 04)
Runs allowed:	7	Grayson Garvin vs UIC (Mar 12)
Earned runs:	6	Sonny Gray vs Florida (Jun 24 at Omaha, NE)
Walks allowed:	5	Grayson Garvin at Georgia (May 20, 2011)
	5	Sonny Gray vs North Carolina (Jun 18 at Omaha, NE)
	5	Sonny Gray vs Florida (Jun 24 at Omaha, NE)
Strikeouts:	15	Sonny Gray vs Brown (Mar 04)
Hits allowed:	12	Sonny Gray vs Florida (Jun 24 at Omaha, NE)
Doubles allowed:	2	12 times, last Taylor Hill vs. North Carolina (Jun 22)
Triples allowed:	2	Taylor Hill vs Mississippi State (Mar 20)
Homers allowed:	2	4 times, last Corey Williams at Georgia (May 21)
Wild pitches:	3	Sonny Gray vs Alabama (Apr 08, 2011)
Hit batters:	2	8 times, last Sonny Gray vs. Florida (May 13 at Omaha, NE)



2011 RESULTS

DATE ATT.	OPPONENT	W/L	WP	LP	SV	TIME	
FEBRUARY							
2/18	San Diego	W 4-3 (5)	Gray (1-0)	Jensen (0-1)	Clinard (1)	2:23	400
2/19	San Diego State	W 7-3	Lamm (1-0)	Rasmussen (0-1)		4:41	471
2/20	San Diego	W 3-1	Hill (1-0)	Youpel (0-1)	Moore (1)	2:32	
	San Diego	W 7-3	Garvin (1-0)	Paez (0-1)		2:40	532
2/23	Belmont	W 6-2	Pecoraro (1-0)	Fanchier (0-1)	Clinard (2)	2:27	1,794
2/25	Stanford	W 2-1	Gray (1-0)	Appel (0-1)	Moore (2)	2:31	1,942
2/26	Stanford	W 8-7	Lamm (2-0)	Snodgrass (1-1)	Moore (3)	3:19	2,701
2/27	Stanford	L 5-2	Pries (2-0)	Garvin (1-1)	Reed (1)	2:21	2,015
MARCH							
3/1	Western Kentucky	W 6-5	Moore (1-0)	Davis (1-1)		3:16	1,859
3/4	Brown	W 3-1	GRAY (3-0)	Bakowski (0-1)		2:07	1,822
3/5	Brown	Postponed due to rain - Rescheduled as part of a doubleheader 3/6					
3/6	Brown	W 6-5	Garvin (2-1)	Carlow (0-1)	Moore (4)	2:41	
	Brown	W 6-3 (7)	Lamm (3-0)	Whitehill (0-1)	Williams (1)	1:58	1,895
3/8	Wofford	W 12-1	Pecoraro (2-0)	Sheridan (0-1)		2:41	1,817
3/9	Kennesaw State	W 9-5	Lamm (4-0)	Freem (0-1)		3:16	1,829
3/11	Illinois-Chicago	W 5-1	Gray (4-0)	Salemi (0-2)		2:25	1,859
3/12	Illinois-Chicago	W 9-8 (10)	Moore (2-0)	Ganek (0-1)		3:16	2,063
3/13	Illinois-Chicago	W 2-1	Moore (3-0)	Hoffman (1-1)		2:20	1,913
3/15	Purdue	W 9-0	Ziomek (1-0)	Haase (2-1)		2:20	1,791
3/18	Mississippi State*	W 10-0	Gray (5-0)	D. Jones (2-3)		2:21	2,820
3/19	Mississippi State*	W 4-0	Garvin (3-1)	Stratton (3-1)		2:19	3,034
3/20	Mississippi State*	L 9-8	Girodo (1-0)	Moore (3-1)	Stark (1)	2:50	2,752
3/22	Tennessee Tech	W 11-2	Pecoraro (3-0)	McWhirter (0-2)		2:42	2,398
3/25	at Arkansas*	L 2-1	Baxendale (5-0)	GRAY (5-1)		2:32	7,313
3/26	at Arkansas*	W 4-1	Garvin (4-1)	Astin (2-1)	Moore (5)	2:28	7,933
3/27	at Arkansas*	W 2-1	Hill (2-0)	Fant (1-2)	Moore (6)	2:35	6,634
3/29	Tennessee-Martin	W 10-3	Pecoraro (4-0)	Skubina (0-1)		2:41	1,867
APRIL							
4/1	at Auburn*	W 11-6	Gray (6-1)	Morris (1-2)		3:19	3,546
4/2	at Auburn*	W 11-2	Garvin (5-1)	Jacobs (1-2)	Lamm (1)	2:56	3,663
4/3	at Auburn*	W 6-2	Clinard (1-0)	Wallen (1-3)		2:49	3,156
4/5	Middle Tennessee State	W 9-1	Pecoraro (5-0)	McClung (1-1)		2:02	2,188
4/8	Alabama*	W 11-3	Gray (7-1)	Kilkrease (4-2)		2:36	3,118
4/9	Alabama*	W 7-0	Garvin (6-1)	Morgan (4-2)		2:13	3,141
4/10	Alabama*	W 11-6	Williams (1-0)	Pikington (1-2)		2:47	3,357
4/12	at Middle Tennessee State	W 1-0	Pecoraro (1-0)	Drake (0-1)	Moore (7)	2:24	1,049
4/15	at South Carolina*	L 3-1	Roth (8-1)	Gray (7-2)	Price (11)	2:23	8,242
4/16	at South Carolina*	W 6-4	Garvin (7-1)	Holmes (3-1)	Moore (8)	3:04	8,242
4/17	at South Carolina*	L 5-3	Price (4-2)	Clinard (1-1)		2:53	8,242
4/22	LSU*	W 11-3	Gray (8-2)	McCune (5-3)		2:38	3,541
4/23	LSU*	W 10-1	Garvin (8-1)	Gausman (2-5)		2:50	3,541
4/24	LSU*	W 10-7	Hill (3-0)	Alsup (5-4)	Moore (9)	3:26	2,706
4/27	at Western Kentucky	Canceled due to rain					
4/29	Tennessee*	W 10-1	Gray (9-2)	Gruver (4-5)		2:37	3,645
4/30	Tennessee*	W 10-1	Garvin (9-1)	Reed (1-2)		2:42	3,054
MAY							
5/1	Tennessee*	W 19-3	Hill (4-0)	Blount (1-2)		2:43	3,434
5/6	at Kentucky*	L 2-0	MEYER (5-5)	GRAY (9-3)		1:53	1,911
5/7	at Kentucky*	W 10-3	Garvin (10-1)	Littrell (5-5)		2:46	1,671
5/8	at Kentucky*	W 6-3	Moore (4-1)	Phillips (1-2)	Williams (2)	3:05	1,871
5/10	at Louisville	W 5-1	Ziomek (2-0)	Nastold (3-7)		2:30	1,944
5/13	Florida*	L 6-5	DeSclafini (5-2)	Moore (4-2)	Maddox (2)	2:44	3,541
5/14	Florida*	W 14-1	Garvin (11-1)	Johnson (7-3)		2:43	3,220
5/15	Florida*	L 6-3 (12)	Toledo (3-3)	Armstrong (0-1)		4:08	3,248
5/19	at Georgia*	L 5-4	PALAZZONE (9-2)	Clinard (1-2)		2:38	2,020
5/20	at Georgia*	W 9-3	Pecoraro (7-0)	Wood (4-7)	Ziomek (1)	3:12	2,295
5/21	at Georgia*	W 17-7	Lamm (5-0)	Malloof (2-2)		3:06	2,122
5/25	Georgia^	W 10-0 (7)	Ziomek (3-0)	Palazzone (9-4)		2:17	8,814
5/26	South Carolina^	W 7-2	Gray (10-3)	Koumas (6-1)	Moore (10)	3:08	7,123
5/28	Arkansas^	W 3-2	Garvin (12-1)	Lynch (4-4)	Moore (11)	2:50	7,502
5/29	Florida^	L 5-0	Panteliodis (5-2)	Hill (4-1)		2:29	7,845
JUNE							
6/3	Belmont%	W 10-0	Gray (11-3)	Hamann (9-2)		2:08	3,531
6/4	Troy%	W 10-2	Garvin (13-1)	Hodgskin (3-7)	Clinard (3)	2:38	3,323
6/5	Belmont%	W 6-1	Hill (5-1)	Buckelew (2-7)		2:24	3,050
6/10	Oregon State%	W 11-1	Gray (12-3)	Gaviglio (12-3)		2:40	3,349
6/11	Oregon State%	W 9-3	Clinard (2-2)	Schultz (4-1)		3:28	3,387
6/18	North Carolina\$	W 7-3	Williams (2-0)	Johnson (13-2)		3:39	22,745
6/20	Florida\$	L 3-1	Rodriguez (4-2)	Garvin (13-2)		2:38	20,182
6/22	North Carolina\$	W 5-1	Hill (6-1)	Holt (7-2)		2:41	24,394
6/24	Florida\$	L 6-4	Maddox (3-0)	Gray (12-4)		3:13	20,087

2011 SEC RECAP



2011 FINAL SEC STANDINGS

Eastern Division

	SEC	Pct.	GB	All	Pct.	Home	Away	Neutral	vs. Div.	vs. Top 25	Last 10	Streak
^#-South Carolina	22-8	.733	--	55-14	.797	36-4	12-8	7-2	12-3	15-5	10-0	W10
8#-Florida	22-8	.733	--	53-19	.736	34-7	11-7	8-5	10-5	17-10	7-3	L2
#-Vanderbilt	22-8	.733	--	54-12	.818	33-4	16-5	5-3	9-6	16-9	7-3	L1
Georgia	16-14	.533	6.0	33-32	.508	15-13	10-15	8-4	6-9	17-19	5-5	L1
Kentucky	8-22	.267	14.0	25-30	.455	21-10	3-16	1-4	6-9	4-10	5-5	L1
Tennessee	7-23	.233	15.0	25-29	.463	20-16	5-13	0-0	2-13	2-10	3-7	W1

Western Division

	SEC	Pct.	GB	All	Pct.	Home	Away	Neutral	vs. Div.	vs. Top 25	Last 10	Streak
%-Arkansas	15-15	.500	--	40-22	.645	24-7	11-12	5-3	9-6	10-11	6-4	W1
Mississippi State	14-16	.467	1.0	38-25	.603	22-12	12-11	4-2	8-7	10-12	5-5	L1
Alabama	14-16	.467	1.0	35-28	.556	25-8	7-14	3-6	9-6	5-14	4-6	L1
Auburn	14-16	.467	1.0	29-29	.500	19-14	7-13	3-2	8-7	7-13	4-6	L3
LSU	13-17	.433	2.0	36-20	.643	28-9	7-11	1-0	6-9	4-9	7-3	W1
Ole Miss	13-17	.433	2.0	30-25	.545	22-10	8-13	0-2	5-10	4-10	5-5	L2

2011 Coaches' All-SEC Teams

First Team

1B	Aaron Westlake, Vanderbilt
2B	Scott Wingo, South Carolina
3B	Thomas McCarthy, Kentucky
SS	Casey McElroy, Auburn
C	Mike Zunino, Florida
OF	Mikie Mahtook, LSU
OF	Preston Tucker, Florida
OF	Tony Kemp, Vanderbilt
DH	Brian Johnson, Florida
P	Grayson Garvin, Vanderbilt
P	Michael Roth, South Carolina
RP	Matt Price, South Carolina

Second Team

1B	Christian Walker, South Carolina
2B	Josh Adams, Florida
3B	Jason Esposito, Vanderbilt
SS	Nolan Fontana, Florida
C	Tony Caldwell, Auburn
OF	Taylor Dugas, Alabama
OF	Mason Katz, LSU
OF	Chad Wright, Kentucky
DH	Conrad Gregor, Vanderbilt
P	D.J. Baxendale, Arkansas
P	Sonny Gray, Vanderbilt
P	Hudson Randall, Florida
P	Alex Meyer, Kentucky
RP	Caleb Reed, Mississippi State

Vanderbilt Rankings in the SEC

Hitting

Batting Average	1st .315
Slugging Percentage	3rd .452
On Base Percentage	1st .401
Runs Scored	1st 459
Hits	2nd 714
Runs Batted In	2nd 413
Doubles	3rd 130
Triples	4th 14
Home Runs	2nd 51
Total Bases	2nd 1025
At Bats	3rd 2269
Walks	3rd 258
Strikeouts	9th 361
Stolen Bases	5th 80

Pitching

Earned Run Average	1st 2.44
Strikeouts	1st 567
Opposing Batting Average	1st .217
Innings Pitched	3rd 583.0
Hits	2nd 466
Runs	1st 187
Walks	6th 199
Complete Games	T4th 3
Saves	4th 18
Shutouts	2nd 7
Fielding Percentage	4th .973
Errors	T6th 66

Coach of the Year: Ray Tanner, South Carolina

Player of the Year: Mike Zunino, Florida

Pitcher of the Year: Grayson Garvin, Vanderbilt

Freshman of the Year: Tony Kemp, Vanderbilt

Scholar Athlete of the Year: James McCann, Arkansas

Freshman Tony Kemp became the first Commodore to win SEC Freshman of





LETTERWINNERS

A

Abbyg, Jamie1988, 1989
 Adams, Bud1986, 1987
 Adeeb, Josh1996-1998
 Alcorta, Nick1984
 Alvarez, Pedro2006-08
 Allen, Greg1981, 1984
 Ambrose, Mark1984, 1985
 Anderson, Bill1975, 1976
 Anglea, Jim1976
 Armstrong, Jack2009-11

B

Bachman, Ryan1994-1996
 Bailey, Shay1997
 Balch, Kyle1985-1988
 Barbao, Joe1993, 1994
 Bates, Doug1970, 1973
 Baxter, Mike2004-2005
 Beal, Andy1998-2000
 Becker, Will2003-
 Bedwell, Rob2000-2001
 Bennett, Dean2001-2002
 Betourne, Cameron2005-07
 Bierman, Sean2008-09
 Billings, Eric2002
 Blackburn, Mike1983
 Bledsoe, Hunter1997, 1999
 Blue, Adam2000-2001
 Blumberg, Maury1979, 1982
 Bode, Mark1970-1973
 Bohannon, Brad1994
 Bond, Will1989
 Borchert, Bill1977
 Borland, Drew1998-2000
 Borowsky, Erez1981-1982
 Boulanger, Greg1986-1987
 Boutwell, Jeff2003-2004
 Boyett, Chuck1969-1972
 Brecht, Tim1983-1984
 Brewer, Russell2008-10
 Broadus, Chris2001-2002
 Brown, Ryan1995-1996
 Brown, Watson1972
 Buher, Guy1977-1978
 Buice, Deron1987
 Burger, Steve1972, 1974
 Burns, Gary1980-1981
 Buschmann, Matt2003-06
 Byrd, Mike1997-1999

C

Cabrera, Ulises2000-2001
 Cafaro, Rocco1992
 Callahan, Jeff1988-1989
 Carrier, Derek1976
 Carroll, Adams1970-1971
 Casali, Curt2008-11
 Chandler, Steve1974-1977
 Childress, Taylor2000-2001
 Christensen, Chris1995-1998

Christiani, Nick2006-09
 Chmil, Steve1980-1981
Clinard, Will2010-
 Cohen, Hal1980
 Colley, Reed1997-1998
 Collinge, Cory1985
 Collins, Greg1971-1973
 Conn, Jimmy1970-1971
 Cook, Zach2000
 Cora, Joey1983-1985
 Cotham, Caleb2008-09
 Coyne, Mike1972-1975
 Craighead, Todd1986
 Cronk, Adam2005-08
 Crowell, Cody2005-07
 Curtin, Tom1974
 Cunningham, Jason2007-08

D

Daniels, David1992-1995
 Darling, Scott1983-1984
 Daunic, Willy1990-1993
 Davis, Glenn1995-1997
 Davis, Ryan2005-07
 Davis, Ty2005-07
 deAngelis, Larry1979-1980
 DeFrance, Charles1980-1982
 de la Osa, Dom2005-08
 Del George, Greg2005-06
 Diehl, Aaron1999
 Dill, Justin1997-1998
 Dison, Steve1978-1979
 Ditto, Adam1999
 Donahoo, Duane1970-1973
 Douillard, Jonathan2001-2004
 Duke, Alvin1996-1999
 Duncan, Rick1972-1975
 Dyer, K.C.2000-2001
 Dykes, Jimmy1995-98

E

Edwards, Jeff1982-1984
 Elliott, Bump1992-1995
 Elliott, Jason1992-1995
 Elliott, Justin2002
 Elliott, Mark1977-1980
 Ellison, Mickey1990-1993
 Esposito, Jason2009-11
 Estep, Steve1970-1972

F

Fair, Doug1982-1983
Fann, Drew2009-
 Faulkner, Steven2001-2002
 Farese, Jason1994-1997
 Farley, Brian1982
 Fausett, Aaron1999
 Feinberg, Alex2005-08
 Fisher, Fred1974
 Flaherty, Regan2010
 Flaherty, Ryan2006-08
 Flower, George1982-1985

Flubacker, Kyle1999-2001
 Ford, Joe1973
 Freeman, Ashley2000-2001
 Freer, Bryant1987-1990
 French, Brad2005-08
 Fridrich, Chip1987-1990
 Fulton, Bob1985-1986

G

Gagliano, Paul1977-78
 Gamble, Kevin1998
 Ganick, Nick1976-1977
 Garcia, Martin1974-1975
 Garrison, David1982
 Garvin, Grayson2009-11
 Garza, Aaron2004-2005
 Geshke, Kevin1998-2001
 Giannola, Rick1994-1997
 Gibbs, Jim1981-1984
 Giobbi, Andrew2007-10
 Gleason, Peter1985
 Gleason, Rich1980-1981
 Godfrey, Ryan2003-
 Goldis, Eric1993-1994
Gomez, Anthony2010-
 Goodenow, Richie2008-10
 Gooch, Mike1970
 Govedarcia, Ted1975-1978
 Graf, Scott1985-1987
 Graham, Jeff1984-1985
 Gray, Sonny2009-11
 Greene, Jimbo1986
 Greene, Steve1990-1992
Gregor, Conrad2011-
 Gregory, Wayne1975-1978
 Griffin, Tom1984-1985
 Groner, Tim1985

H

Haigler, Phillip1995-1996
 Hanks, Parker2006-08
 Hardin, Bill1973-1976
Harrell, Connor2010-
Harris, Andrew2010-
 Harris, Brian2007-10
 Harris, Robert1976-1979
 Harrison, Bob1970
 Harvie, Brad1986-1987
 Hastings, Brad1996-1997
 Hatcher, Ronald2001
 Hawkins, Carter2003-07
 Hayes, Drew2008-10
 Hazen, Cam1985-1988
 Heins, Jim1986-1989
 Hench, Bill1977-1980
 Hendrickson, Robert1972-1973
 Hernandez, Brian2005-06
 Hibbett, Jim1974
 Higgins, Bob1970
 Hightower, Vegrin1990-1993
 Hill, Taylor2008-11
 Hilliard, Alex2008-09

Hindy, Mark1992-1995
 Hobbs, Ryan1995-1997
 Hoerman, Tom1983-1984
 Hoffman, Jeff1988
 Holt, Rick1988-1991
 Hovey, Lars1984
 Howard, Matt1980-1983
 Howard, Steve1980
 Hubbard, Marlon1980-1983
 Hughes, Zack1995-1996

J

Jackson, Hardie1984-1985
 Jackson, Joey1985-1987
 Jacobson, Brett2006-08
 Jahnke, Don1980-1981
 Jefcoat, Mark1995
 Jenkins, Jimmy1979
 Jennings, Nelson1977-1980
 Johns, Bryan2010-11
 Johnson, David1998
Johnson, Will2011-
 Johnston, Clinton1996-1998
 Joiner, David1984-1987
 Jones, Carlton1991-1992
 Jones, Elliott1970
 Jones, Warner2003-2005
 Jordan, Todd1995-1996
 Justice, Matt1990

K

Kairit, Brant1992-1995
 Kata, Matt1997-1999
 Kaye, John2001-2003
Kemp, Tony2011-
 Kern, Greg1980
 Key, Lewis1975-1976
 Kim, Gil2003-2005
 King, Bart1989-1990
 Kittrell, Rickey1976-1978
 Kleinschrodt, Bill2004-2005
 Klippenstein, Kelly1986
 Klosterman, Ryan2003-2004
Kolinsky, Keenan2011-
 Kropf, Andy1997-2000
 Kropf, Mickey2003-2004
 Kruchten, Mark1987-1991

L

Lamm, Mark2008-11
 Lane, Steve1975-1978
 Lanius, Roby1977
 Larkin, Ronnie1983
 Latimer, Bob1973-1976
 Lawson, Donald1981-1982, 1984
Lee, Josh2011-
 Leonard, Ernie1973-1976
 Lewis, Jensen2003-2005
 Lewis, Ryan1997
 Liddle, Steven2008-09
 Lind, Sam2011
 Lipscomb, Brant1972-1973

LETTERWINNERS



Lipton, Kurt 2006-07
 Little, Jeff 1999-2002
 Loftus, Joe 2009-11
 Logan, Scott 1988-1990
 Love, Jeff 1970-1971
 Luellwitz, Sean 1999-2002
Lupo, Jack 2011-
 Luten, Sam 1978-1979

M

Macias, David 2005-08
 Madison, Scotti 1977-1980
 Malmo, Dede 1986-1988
 Manley, Dickey 1974
 Manning, Joey 2008-09
 Mansolino, Tony 2002-2005
 Manson, Marvin 1974-1977
 Manton, Jason 1992
 Marquis, Matt 2009
 Martin, Jeff 1990-1992
 Mascolo, Mark 1983
 Mautsby, Chris 1999-2002
 Maziarka, Mike 1986-1987
 McCarthy, Mike 1979-1981
 McClure, Alex 2009
 McClure, Michael 2002
 McCullough, Clayton 1999
 McDonnough, Matt 1993-1994
 McGill, Ronnie 1990-1993
 McGraner, Matt 2003-2004

McKeithan, Joel 2011-

McLean, John 1970-1973
 McLochlin, Mike 1988-1990
 McPherson, Scott 1978
 Meadows, Tydus 1996-1998
 Meingasner, Matt 2006-
 Meenes, Gene 1974-1975
 Minor, Mike 2007-09
 Monroe, Mark 1990
 Montgomery, Ryan 1994-1995
 Moore, Mike 1975
 Moore, Navery 2009-11
 Moore, Tom 1973
 Morrissey, Dan 1981
 Morrissey, Mike 1989-1992
 Morrow, Joe 1989-1991
 Morrow, Nick 1991-1994
 Moviel, Greg 2004-06
 Moynihan, Matt 1993-1995
 Muckerheide, Todd 1987-1990
 Mullins, Ryan 2003-2005
 Murray, Mark 1993-1994

N

Navin, Spencer 2011-

Nenad, David 1980-1981
 Newell, Scott 1989-1992
 Nicolas, Cesar 2001-2004
 Nicolich, Bob 1983-1984
 Nielsen, Bart 1991-1994
 Nonemaker, Karl 1999-2002
 Nuismer, Jack 1976-1979

Nurkka, Hal 1983-1984

O

Olvey, Bill 1981-1983
 Ortiz, Gabe 2009
 Ortiz, Ray 1995-1996
 Ott, Mike 1981
 Owen, Blake 2003-2004

P

Palmore, Wayne 1972-1974
 Parke, John 1985-1986
 Parker, Carl 1986
 Patton, Benton 1985
 Paul, Josh 1994-1996
 Pauly, William 2003-
Pecoraro, T.J. 2011-
 Peebles, Jeff 1970-1973
 Pendley, Tom 1992-1993
 Pike, Mike 1977-1980
 Pilkington, Nick 2003-2004
 Placenti, Ron 1974-1975
 Popovich, Brian 1988
 Powell, Tommy 1970-1973
 Prather, Stephen 1998-2000
 Price, David 2005-07
 Prince, Justin 1999
 Prince, Travis 1996-1998
 Prior, Mark 1999
 Prothro, John 2000-2002
 Purdy, Alan 1990-1993
 Puskarich, Darren 1983

R

Ralston, Barry 1980-1981
 Ransom, Robert 2001-2003
 Reasonover, Jerry 1971-1972
 Redovian, Jim 1987-1988
 Reese, Brad 1989-1993
 Reese, Charlie 1981-1984
 Reid, Chase 2008-10

Reynolds, Riley 2009-

Rhoden, Tyler 2004, 2006-07
 Rhodes, Ricky 1971-1975

Rice, Steven 2011-

Richardson, Antoan 2004-2005
 Robin, Shea 2005-08
 Robbins, Jason 1992-1995
 Roberts, John 1986
 Robertson, Cliff 1975-1976
 Robertson, Jerry 1975-1977
 Rote, Ryan 2004-2005
 Rutledge, Brooks 2000-2001

S

Sadecki, Steve 1989-1991
 Sahagian, Bill 1976-1978
 Sanderson, Scott 1976-1977
 Sands, Craig 1994-1995
 Schabes, Bob 1986-1989
 Schifman, Jim 1987-1990
 Schley, Steve 1979
 Schoell, Nathan 1993

Schulte, Vance 1986-1987
 Schwartz, Steven 2008-
 Scoggins, Bob 1986-1987
 Scott, John 2002-2003
 Scott, Worth 2001-2004

Selman, Sam 2010-

Seretti, Giovanni 2003
 Seybt, Paul 1995-1998
 Shao, Stephen 2004-
 Shapiro, Scott 2002
 Shearer, Doug 1986
 Shipley, Ted 1972-1974
 Shiverick, Bill 1983-1986
 Shoemaker, Brad 1989-1990
 Sholl, Kenny 1976-1977
 Simpson, Zach 2002-2004
 Sims, Tommy 1983
 Skaggs, Mike 1987-1990
 Skibitsky, Jeff 1998
 Skillman, Kyle 1998
 Skinner, Chris 1981-1985
 Skinner, David 1980-1982
 Smith, Archie 1985-1987
 Smith, Greg 1985-1988
 Smith, Jay 2000-2002
 Smith, JoJo 1989-1991
 Smith, Robert 1986-1988
 Smith, Scott 1995-1996
 Smith, Tim 1987-1988
 Snow, Bert 1996-1998
 Sowers, Jeremy 2002-2004
 St. Luce, Kellen 2008
 Stamps, Joe 1979-1981
 Stavnes, Paul 1996
 Stempel, Paul 2001-2002
 Stone, Ken 1970
 Stoner, Jim 1978
 Stover, Bob 1970-1971
 Stricker, Dan 1999
 Stubbs, Cam 1981-1982
 Sues, Jeff 2002-2005
 Sullivan, Charlie 1991

T

Taylor, Bruce 1984-1985
 Taylor, Rucker 2003-06
 Terry, Kyle 1976
 Thomas, Greg 1991-1993
 Thompson, Alex 1970
 Tinsley, Steve 1972-1975
 Trenning, Jeff 1983-1985
 Turnbull, John 1988-1991
 Turner, Tim 1981-1982
 Tuizer, David 1997
 Tyler, Steve 1975

V

Valente, Lou 1992-1993
 Vanderhoff, Scott 1999-2002
 Vaughn, Matt 2000-2001
 Velez, Jeff 1993-1994

W

Wagner, Michael 2004-2005
 Wallace, David 1999-2001
 Wallace, Nick 2000
 Wallace, Sam 1970-1972
 Wasilewski, Tom 1982-1984
 Weathers, Casey 2006-
 Weatherspoon, Kenny 1986
 Wells, Greg 1979-1981
 Welp, David 1995-1996
 Wessel, Doug 1970-1973
 West, Rick 1994-1995
 Westlake, Aaron 2008-11
 Whatley, Gabe 1992-1993
 Whipple, Boomer 1992-1995
 White, DeWayne 1979
 White, Ed 1971-1973
 White, Jonathan 2006-09
 Whitt, Cody 1978-1979
 Wierciszewski, Mark 1990-1991
 Wiles, Ed 1974-1977
 Williams, Corey 2010-11
 Williams, Gerald 1982
 Williams, Jerry 1977-1981
 Willis, Mike 1969-1972
 Wills, Angier 1979
 Wilson, Steve 1971-1972, 1974
 Winchester, Bill 1970-1972
 Wittenbraker, Tom 1970-1971
 Wix, Stephen 1993-1996
 Woods, David 1997-1998
 Woodward, Terry 1975-1976
 Wormsley, Jordan 2008-10
 Woyce, Abbie 1982-1985
 Wright, Mike 1976-1978

Y

Yanello, John 1980-1981
 Yarbrough, Kent 1982-1983
Yastrzemski, Mike 2010-
 Yee, Damon 1997-2000
 Young, Andy 1984
 Young, Mark 1979
 Young, Steve 1989

Z

Zdanowicz, Tom 1988
 Zeid, Josh 2006-
 Zeller, Matt 2002-2005
Ziomek, Kevin 2011-
 Zgonc, Kevin 1991-1992

Current players in bold



ALL-TIME COACHING RE-

Coaching Records By Victories

Coach	W	L	T	Years Coached
Roy Mewbourne.....	655	608	9	1979-2002
Tim Corbin	376	189	0	2003-Present
Larry Schmittou.....	306	252	1	1968-1978
Bill Schwartz	155	112	1	1917, 1924-1940, 1952
Dave Scobey	43	75	0	1949-1951, 1954-1956
Byrd Douglas	31	19	0	1920-1921
Wallace Wade	26	13	0	1922-1923
Dick Richardson	24	63	0	1957-1959, 1961
Herbert Sanborn.....	21	17	2	1912-1913
Harley Boss	21	42	0	1960, 1963-1964
James A. Scoggins	20	19	1	1942, 1947
T. W. Davis	19	5	0	1904
E.J. Hamilton	19	18	1	1909-1910
George Archie	18	42	0	1965-1967
Dick Lyle.....	13	8	2	1914
Tommy Harrison.....	11	9	2	1948
Grantland Rice	11	9	2	1908
Anderson Weakley.....	8	7	0	1911
John Palmer.....	5	8	0	1918
Woody Johnson.....	5	13	0	1953
Ray Morrison.....	3	3	0	1919

Coaching Records By Win Percentage

Coach	Pct.	W	L	T	Years Coached
T. W. Davis.....	.792	19	5	0	1904
Wallace Wade.....	.667	26	13	0	1922-1923
Tim Corbin665	376	189	0	2003-Present
Byrd Douglas620	31	19	0	1920-1921
Bill Schwartz580	155	112	1	1917, 1924-1940, 1952
Tommy Harrison.....	.575	11	9	2	1948
Grantland Rice.....	.575	11	9	2	1908
Dick Lyle.....	.560	13	8	2	1914
Herbert Sanborn.....	.550	21	17	2	1912-1913
Larry Schmittou.....	.548	306	252	1	1968-1978
Anderson Weakley.....	.533	8	7	0	1911
Roy Mewbourne.....	.519	655	608	9	1979-2002
E.J. Hamilton513	19	18	1	1909-1910
James A. Scoggins512	20	19	1	1942, 1947
Ray Morrison500	3	3	0	1919
John Palmer.....	.384	5	8	0	1918
Dave Scobey364	43	75	0	1949-1951, 1954-1956
Harley Boss333	21	42	0	1960, 1963-1964
George Archie300	18	42	0	1965-1967
Woody Johnson.....	.277	5	13	0	1953

Tim Corbin Vanderbilt Head Coach 2003 - present 376-189 Overall Record



In nine seasons at Vanderbilt, Tim Corbin has transformed Vanderbilt into one of the national powers of college baseball and taken the program to unprecedented success with six straight NCAA regional appearances and Vanderbilt's first-ever College World Series.

Corbin's overall record of 376-189 (.665) is second-best in terms of wins at Vanderbilt, and first in terms of win percentage for coaches with 100 games or more.

2011 proved to be one of the all-time greatest seasons in Vanderbilt history. The Commodores matched the school record for wins in a season with 54 en route to the school's first-ever College World Series winning a share of the Southeastern Conference crown along the way, the second SEC title under Corbin. The Commodores hosted Regionals for just the second time in history and Super Regionals for the first time.

In 2010, Corbin led the Commodores to 46 wins, the second-most in school history. VU advanced to its second-ever Super Regional winning the Louisville Regional and earning the right to play Florida State, eventually losing in three games at Tallahassee, Fla..

In 2009, Corbin took a young squad with seven new offensive starters and molded them into a team that finished with a 37-27 record and runner-up finishes in the Southeastern Conference tournament and the NCAA Louisville Regional.

Roy Mewbourne Vanderbilt Head Coach 1979-2002 655-608-9 Overall Record



A fixture around Vanderbilt baseball for nearly a quarter century, Roy Mewbourne retired following the 2002 campaign, ending his career as the Commodores' all-time winningest skipper and one of most successful coach in collegiate baseball history.

The native of Birmingham, Ala., compiled a 655-608-9 mark in 24 seasons at Vanderbilt, and finished his 30-year coaching tenure with a 922-683-9 overall record.


In his final season as Vanderbilt's head coach, Mewbourne achieved several personal milestones, most notably becoming the 35th coach in college baseball history to reach the 900-win plateau. He registered his 900th career win against West Virginia (2/16) and his 650th victory at Vanderbilt against Mississippi State (4/28). The win over the Bulldogs also came in Mewbourne's 1,600th game as a collegiate head coach.

At the start of the season, the then-56-year-old skipper also saw his dream of a new stadium become a reality with the unveiling of Hawkins Field. A catalyst in the stadium's construction, Mewbourne played a vital role in fund-raising, planning and oversight for the \$5.8 million facility.

Mewbourne fielded some outstanding teams in his Vanderbilt tenure, highlighted by his 1980 squad that captured the SEC Championship, which earned him SEC Coach of the Year honors.

He coached 19 All-Americans, 19 All-SEC honorees and 59 players who signed professional baseball contracts and 111 Commodores earned SEC Academic

Larry Schmittou Vanderbilt Head Coach 1968-78 306-252-1 Overall Record



Larry Schmittou arrived at Vanderbilt in 1968 and immediately changed the mindset of Commodore baseball in the Music City. After combining for 13 total wins the previous three seasons, he guided VU to eight wins his first year, 12 in 1969 and 24 in 1970.

In 1971, Vanderbilt broke through with a 34-19 record and won the SEC Eastern Division with an 11-5 record. That would be the first of four consecutive division crowns for the Commodores. In 1973 and '74, the Commodores swept Alabama, 2-0, in a pair of best-of-three series for the overall SEC championship earning him SEC Coach of the Year honors. He coached 20 All-SEC, eight All-SEC East, eight All-South Region and seven Academic All-SEC. He had 21 players in Major League Baseball with 14 of those players taken in the draft.

Schmittou retired following the 1978 campaign after 11 years as the Vanderbilt head coach. He amassed a 306-252-1 overall record and a 98-98 mark in Southeastern Conference play.

During the time Schmittou roamed the dug-out at McGugin Field, Vanderbilt won more games than any other SEC school and was one of only two schools to win four divisional titles.

Upon his retirement as Vanderbilt's head coach, Schmittou acquired the rights to a Southern League expansion franchise team, the Nashville Sounds.

ALL-TIME COACHING RE-



Year	Head Coach	All Games				Conference Games			
		W	L	T	Pct.	W	L	T	Pct.
1886	Unavailable	1	1	0	.500	-	-	-	-
1887	Unavailable	1	0	0	1.000	-	-	-	-
1888	Unavailable	2	0	0	1.000	-	-	-	-
1889	Unavailable	1	1	0	.500	-	-	-	-
1890	No Records available								
1891	Unavailable	0	3	0	.000	-	-	-	-
1892	Unavailable	5	4	0	.556	-	-	-	-
1893	Unavailable	5	3	2	.600	-	-	-	-
1894	Unavailable	4	4	0	.500	-	-	-	-
1895	Unavailable	3	0	0	1.000	-	-	-	-
1896	Unavailable	7	2	1	.750	-	-	-	-
1897	Unavailable	8	4	0	.667	-	-	-	-
1898	Unavailable	8	2	1	.773	-	-	-	-
1899	Unavailable	5	4	0	.556	-	-	-	-
1900	Unavailable	8	7	0	.533	-	-	-	-
1901	Unavailable	9	3	0	.750	-	-	-	-
1902	Unavailable	11	6	1	.639	-	-	-	-
1903	Unavailable	15	2	0	.882	-	-	-	-
1904	T.W. Davis	19	6	0	.760	-	-	-	-
1905	Unavailable	22	5	0	.815	-	-	-	-
1906	Unavailable	11	10	0	.524	-	-	-	-
1907	Unavailable	15	5	0	.750	-	-	-	-
1908	Unavailable	11	9	2	.545	-	-	-	-
1909	E.J. Hamilton	7	12	1	.375	-	-	-	-
1910	E.J. Hamilton	12	6	0	.667	-	-	-	-
1911	Anderson Weakley	8	7	0	.533	-	-	-	-
1912	Herbert Sanborn	13	7	0	.650	-	-	-	-
1913	Herbert Sanborn	8	10	2	.450	-	-	-	-
1914	Dick Lyle	13	8	2	.609	-	-	-	-
1915	Unavailable	15	13	2	.533	-	-	-	-
1916	Unavailable	12	4	0	.750	-	-	-	-
1917	Bill Schwartz	1	0	1	.750	-	-	-	-
1918	Palmer	5	8	0	.385	-	-	-	-
1919	Ray Morrison	3	3	0	.500	-	-	-	-
1920	Byrd Douglas	11	11	0	.500	-	-	-	-
1921	Byrd Douglas	20	8	0	.714	-	-	-	-
1922	Wallace Wade	14	7	0	.667	-	-	-	-
1923	Wallace Wade	12	6	0	.667	-	-	-	-
1924	Bill Schwartz	5	9	0	.357	-	-	-	-
1925	Bill Schwartz	10	8	0	.556	-	-	-	-
1926	Bill Schwartz	13	13	0	.500	-	-	-	-
1927	Bill Schwartz	11	12	0	.478	-	-	-	-
1928	Bill Schwartz	7	6	0	.538	-	-	-	-
1929	Bill Schwartz	17	5	0	.773	-	-	-	-
1930	Bill Schwartz	9	7	0	.563	-	-	-	-
1931	Bill Schwartz	7	7	0	.500	-	-	-	-
1932	Bill Schwartz	16	4	0	.800	-	-	-	-
1933	Unavailable	9	1	0	.900	-	-	-	-
1934	Bill Schwartz	5	6	0	.455	-	-	-	-
1935	Bill Schwartz	10	2	0	.833	-	-	-	-
1936	Bill Schwartz	15	2	0	.882	-	-	-	-
1937	Bill Schwartz	11	4	0	.733	-	-	-	-
1938	Bill Schwartz	6	3	0	.667	-	-	-	-
1939	Bill Schwartz	11	5	0	.688	-	-	-	-
1940	Bill Schwartz	8	2	0	.800	-	-	-	-
1941	Unavailable	8	10	0	.444	-	-	-	-
1942	Jim Scoggins	10	8	1	.553	-	-	-	-
1943	Unavailable	14	8	0	.636	-	-	-	-
1944	No team	-	-	-	-	-	-	-	-
1945	No team	-	-	-	-	-	-	-	-
1946	No team	-	-	-	-	-	-	-	-
1947	Jim Scoggins	10	11	0	.476	2	5	0	.286
1948	Tommy Harrison	11	9	2	.523	7	8	1	.469
1949	Dave Scobey	8	11	1	.425	4	8	0	.333
1950	Dave Scobey	6	16	0	.273	4	13	0	.308
1951	Dave Scobey	0	18	1	.026	0	13	1	.036
1952	Bill Schwartz	4	16	0	.200	2	13	0	.133
1953	Woody Johnson	5	13	0	.278	3	11	0	.214
1954	Dave Scobey	11	9	1	.548	8	7	1	.531
1955	Dave Scobey	12	6	0	.667	10	4	0	.714

Year	Head Coach	All Games				Conference Games			
		W	L	T	Pct.	W	L	T	Pct.
1956	Dave Scobey	6	15	0	.286	3	12	0	.200
1957	Dick Richardson	8	14	0	.364	3	13	0	.188
1958	Dick Richardson	4	9	0	.308	2	6	0	.250
1959	Dick Richardson	5	15	0	.250	2	13	0	.133
1960	Harley Boss	8	13	0	.381	5	8	0	.385
1961	Dick Richardson	7	15	0	.318	2	11	0	.154
1962	Jerry Elliot	2	18	2	.119	0	16	2	.056
1963	Harley Boss	6	15	0	.400	4	13	0	.235
1964	Harley Boss	7	14	0	.333	4	12	0	.250
1965	George Archie	5	14	0	.263	1	11	0	.083
1966	George Archie	2	16	0	.111	1	12	0	.077
1967	George Archie	11	12	0	.478	8	9	0	.471
-- Scholarship Era Begins --									
1968	Larry Schmittou	7	15	0	.318	2	13	0	.133
1969	Larry Schmittou	21	18	0	.538	3	10	0	.231
1970	Larry Schmittou	24	16	0	.600	5	10	0	.333
1971	Larry Schmittou	33	19	0	.635	10	7	0	.588
1972	Larry Schmittou	35	15	0	.700	13	5	0	.722
1973	Larry Schmittou*#	36	16	0	.692	13	5	0	.722
1974	Larry Schmittou*#	37	22	0	.627	11	4	0	.733
1975	Larry Schmittou	30	39	0	.435	7	9	0	.438
1976	Larry Schmittou	27	23	0	.540	12	12	0	.500
1977	Larry Schmittou	25	25	1	.500	13	12	0	.520
1978	Larry Schmittou	31	17	0	.646	10	13	0	.435
1979	Roy Mewbourne	21	25	0	.457	8	14	0	.364
1980	Roy Mewbourne*#	34	21	1	.616	13	9	0	.591
1981	Roy Mewbourne	26	25	1	.504	9	12	1	.432
1982	Roy Mewbourne	28	17	2	.617	11	12	1	.479
1983	Roy Mewbourne	22	23	1	.489	6	15	0	.286
1984	Roy Mewbourne	28	17	0	.622	9	11	0	.450
1985	Roy Mewbourne	35	16	0	.686	10	13	0	.435
1986	Roy Mewbourne	25	29	0	.463	9	18	0	.333
1987	Roy Mewbourne	27	25	0	.519	7	20	0	.259
1988	Roy Mewbourne	30	23	0	.566	11	16	0	.407
1989	Roy Mewbourne	31	21	2	.593	11	15	1	.426
1990	Roy Mewbourne	28	30	0	.482	12	13	0	.480
1991	Roy Mewbourne	29	27	0	.518	9	19	0	.321
1992	Roy Mewbourne	29	24	1	.546	11	12	0	.478
1993	Roy Mewbourne	32	23	1	.580	11	15	1	.426
1994	Roy Mewbourne	28	30	0	.483	10	20	0	.333
1995	Roy Mewbourne	26	30	0	.464	8	19	0	.296
1996	Roy Mewbourne	29	25	0	.537	14	16	0	.467
1997	Roy Mewbourne	31	24	0	.564	14	16	0	.467
1998	Roy Mewbourne	25	28	0	.472	6	24	0	.200
1999	Roy Mewbourne	22	33	0	.400	8	22	0	.267
2000	Roy Mewbourne	21	33	0	.389	5	24	0	.172
2001	Roy Mewbourne	24	31	0	.436	9	21	0	.300
2002	Roy Mewbourne	24	27	0	.471	7	21	0	.250
2003	Tim Corbin	27	28	0	.491	14	16	0	.467
2004	Tim Corbin#	45	19	0	.703	16	14	0	.533
2005	Tim Corbin	34	21	0	.618	13	17	0	.433
2006	Tim Corbin#	38	27	0	.585	16	14	0	.533
2007	Tim Corbin@*#	54	13	0	.806	22	8	0	.733
2008	Tim Corbin#	41	22	0	.650	15	14	0	.517
2009	Tim Corbin#	37	27	0	.578	12	17	0	.414
2010	Tim Corbin#	46	20	0	.697	16	12	0	.571
2011	Tim Corbin@#!	54	12	0	.818	22	8	0	.733

@ SEC Regular Season Champion

*SEC Tournament Champion

NCAA Tournament Team

! College World Series Team



VANDERBILT VS. THE NA-

Team First Meeting Last Meeting W-L-T

Alabama	1893 (L, 1-2) ... 2011 (W, 11-6) ... 53-76-2
Alabama-Birmingham	1980 (W, 9-1) ... 2001 (L, 1-6) ... 25-12-0
Alabama Christian	1984 (W, 14-1) ... 1984 (W, 11-6) ... 2-0-0
Amherst	1927 (W, 9-7) ... 1927 (W, 9-7) ... 1-0-0
Anderson	1991 (W, 15-6) ... 1991 (W, 15-6) ... 1-0-0
Arizona State	1973 (W, 6-4) ... 2008 (L, 6-18) ... 2-1-0
Arkansas	1970 (W, 9-6) ... 2011 (W, 2-1) ... 20-28-0
Arkansas State	2004 (W, 12-2) ... 2004 (W, 12-2) ... 1-0-0
Armstrong State	1990 (L, 1-10) ... 1992 (L, 3-9) ... 0-3-0
Auburn	1912 (L 6-7) ... 2011 (W, 6-2) ... 51-91-1
Aurora	1979 (W, 10-0) ... 1979 (W, 10-0) ... 1-0-0
Austin Peay	1958 (L, 6-10) ... 2010 (L, 4-5) ... 51-20-2
Ball State	2005 (W, 9-3) ... 2007 (W, 15-3) ... 6-1-0
Baylor	1999 (L, 4-10) ... 2005 (W, 7-4) ... 3-5-0
Bellarmine	1976 (L, 7-11) ... 1976 (W, 8-5) ... 1-1-0
Belmont	1968 (W, 9-6) ... 2011 (W, 6-1) ... 49-10-0
Berry	1969 (L, 0-5) ... 1969 (W, 6-4) ... 1-1-0
Bethal	1933 (W, 13-3) ... 1940 (W, 14-2) ... 4-1-0
Birmingham	1923 (W, 5-2) ... 1923 (W, 5-2) ... 1-0-0
Birmingham Southern	1922 (W, 6-4) ... 2001 (L, 3-7) ... 3-4-0
Boston College	1927 (L, 2-20) ... 2007 (W, 7-6) ... 3-1-0
Boston Red Sox	1921 (L, 0-9) ... 1921 (L, 0-9) ... 0-1-0
Bradley (also Bradley Tech)	1941 (W, 13-12) ... 2001 (W, 10-9) ... 3-2-0
Brown	1927 (W, 4-1) ... 2011 (W, 6-3) ... 7-0-0
Burke Comp.	1936 (W, 2-1) ... 1936 (W, 2-1) ... 1-0-0
Butler	1991 (W, 9-0) ... 2006 (W, 8-2) ... 8-0-0
California-Berkeley	2009 (L, 3-4) ... 2009 (L, 3-4) ... 0-1-0
California-Los Angeles	2010 (L, 2-9) ... 2010 (L, 2-9) ... 0-1-0
California-Riverside	1973 (W, 7-3) ... 1973 (W, 7-3) ... 1-0-0
Calvin	1969 (W, 16-7) ... 1971 (W, 13-0) ... 4-1-0
Campbell	2002 (W, 7-3) ... 2002 (W, 7-3) ... 1-0-0
Camp Benning	1921 (W, 5-3) ... 1923 (L, 1-6) ... 3-2-0
Central	1901 (W, 5-2) ... 1904 (W, 9-0) ... 12-1-1
Central Florida	1980 (W, 9-3) ... 2002 (L, 3-4 [11]) ... 6-2-1
Central Kentucky	1911 (W, 3-2) ... 1911 (W, 17-2) ... 2-0-0
Central Michigan	1959 (W, 6-5) ... 2003 (W, 19-2) ... 2-1-0
Centre	1920 (W, 11-2) ... 1921 (L, 3-7) ... 4-1-0
Chaminade	1981 (L, 1-2) ... 1981 (W, 6-3) ... 1-1-0
Chattanooga	1969 (W, 4-0) ... 1982 (W, 9-0) ... 10-0-0
Chicago	1900 (3-18) ... 1959 (W, 9-3) ... 1-3-0
Chinese Univ.	1914 (W, 12-10) ... 1914 (L, 1-4) ... 1-1-0
Cincinnati	1898 (W, 15-5) ... 2004 (W, 11-2) ... 14-1-0
Citadel	1991 (W, 8-1) ... 2003 (W, 4-3) ... 2-1-0
Clemson	1986 (L, 2-12) ... 1986 (W, 6-3) ... 1-1-0
Columbus	1974 (W, 9-8) ... 1976 (L, 4-7) ... 2-2-0
Connecticut	2000 (W, 8-2) ... 2005 (W, 3-0) ... 3-0-0
Cornell	1899 (L, 11-12) ... 1906 (L, 1-8) ... 0-6-0
Cumberland	1891 (L, 9-10) ... 1989 (W, 6-5) ... 52-12-2
Creighton	2006 (L, 4-5) ... 2006 (L, 4-5) ... 0-1
Dartmouth	1927 (L, 6-7) ... 1927 (L, 6-7) ... 0-1-0
Davidson	1979 (L, 2-3) ... 1979 (W, 7-3) ... 2-1-0
Defiance	1926 (W, 10-0) ... 1926 (W, 10-0) ... 1-0-0
DePauw	1942 (W, 15-5) ... 1973 (W, 14-7) ... 3-0-0
East Carolina	1974 (W, 2-1) ... 1974 (W, 2-1) ... 1-0-0
East Illinois	1995 (W, 3-2) ... 1995 (W, 3-2) ... 1-0-0

Team First Meeting Last Meeting W-L-T

Eastern Kentucky	1992 (L, 1-4) ... 1992 (L, 1-4) ... 0-1-0
Eastern Michigan	1987 (W, 6-1) ... 1994 (L, 5-6) ... 2-1-0
East Tennessee State	1995 (W, 7-2) ... 2003 (W, 5-4) ... 3-0-0
Evansville	1949 (L, 9-12) ... 2008 (W, 4-3) ... 31-16-0
Faulkner	1987 (W, 11-10) ... 1989 (L, 6-7) ... 3-1-0
Fisk	1968 (W, 7-3) ... 1975 (W, 12-2) ... 10-0-0
Florida	1927 (L, 3-5) ... 2011 (L, 6-4) ... 63-122-1
Florida State	1972 (W, 11-1) ... 2010 (L, 6-7) ... 2-4-0
Georgetown (Ky.)	1909 (W, 15-6) ... 1909 (W, 8-7) ... 2-0-0
Georgia	1896 (W, 1-0) ... 2011 (W, 10-0[7]) ... 97-117-0
Georgia Southern	1973 (W, 6-2) ... 1974 (L, 3-5) ... 1-2-0
Georgia Tech	1901 (W, 6-5) ... 2006 (L, 4-8) ... 25-40-1
Grand Valley	1980 (L, 5-6) ... 1980 (L, 5-6) ... 0-1-0
Harvard	1927 (L, 4-7) ... 1927 (L, 4-7) ... 0-1-0
Hawaii	1973 (W, 11-2) ... 1981 (L, 4-7) ... 2-18-0
Hawkins	1914 (W, 12-8) ... 1914 (W, 12-8) ... 1-0-0
Hillsdale	1958 (W, 8-6) ... 1958 (W, 8-6) ... 1-0-0
Hofstra	1993 (W, 6-1) ... 1993 (W, 6-1) ... 1-0-0
Holly Cross	1927 (L, 2-6) ... 1927 (L, 2-6) ... 0-1-0
Houston	1990 (L, 4-12) ... 1999 (L, 3-4) ... 0-2-0
Howard	1907 (W, 7-2) ... 1907 (W, 7-2) ... 1-0-0
Hume-Fogg	1918 (W, 3-2) ... 1918 (W, 5-1) ... 3-1-0
Illinois	1915 (L, 1-5) ... 1915 (L, 1-5) ... 0-1-0
Illinois-Chicago	1994 (L, 6-7) ... 2011 (W, 2-1) ... 12-4-0
Illinois State	1949 (L, 2-4) ... 2010 (W, 10-4) ... 5-3-0
Illinois State Normal	1937 (L, 5-6) ... 1937 (L, 5-6) ... 0-1-0
Illinois Wesleyan	1936 (L, 4-7) ... 1942 (L, 6-12) ... 2-2-0
Indiana	1905 (W, 7-2) ... 2010 (W, 6-5[11]) ... 11-5-1
Indiana-PUI	1997 (W, 19-1) ... 1997 (W, 19-1) ... 1-0-0
Indiana State	1987 (L, 7-10) ... 1992 (W, 3-1) ... 1-2-0
Iowa	1975 (L, 0-6) ... 2008 (L, 3-6) ... 1-2-0
Jacksonville	1970 (L, 3-4) ... 2003 (W, 5-2 [11]) ... 1-2-0
Jacksonville State	2005 (W, 14-5) ... 2005 (W, 14-5) ... 1-0-0
Kansas	2003 (L, 2-4) ... 2008 (W, 7-1) ... 1-2-0
Kent State	1996 (L, 8-12) ... 2010 (W, 7-1) ... 5-4-0
Kentucky	1924 (W, 11-9) ... 2011 (W, 6-3) 109-119-3
Kentucky State	1905 (W, 7-2) ... 1905 (W, 8-4) ... 3-0-0
Kenyon	1970 (W, 16-3) ... 1070 (W, 7-1) ... 2-0-0
Lamburth	1933 (W, 15-2) ... 1939 (W, 15-10) ... 14-0-0
LaSalle	1984 (W, 16-7) ... 1984 (W, 16-7) ... 1-0-0
Lewis	1978 (W, 4-3) ... 1978 (W, 3-1) ... 2-0-0
Lewis & Clark	1979 (W, 5-4) ... 1979 (W, 5-4) ... 1-0-0
Lipscomb	1936 (W, 8-2) ... 2010 (W, 13-10) ... 46-10-0
Louisville	1971 (W, 3-0) ... 2011 (W, 5-1) ... 18-4-0
LSU	1974 (L, 5-10) ... 2011 (W, 10-7) ... 35-51
Manhattan	1927 (W, 4-2) ... 1927 (W, 4-2) ... 1-0-0
Marshall	1995 (W, 7-4) ... 1995 (W, 7-4) ... 1-0-0
Massachusetts	1973 (L, 0-2) ... 1973 (L, 0-2) ... 0-1-0
Maryland	2004 (W, 8-0) ... 2004 (W, 8-0) ... 1-0-0
Maryville	1932 (W, 12-9) ... 1932 (W, 9-5) ... 3-0-0
Memphis	1936 (W, 13-5) ... 2008 (W, 8-0) ... 16-14-0
Memphis CBC	1970 (W, 9-2) ... 1971 (W, 6-2) ... 4-0
Mercer	1901 (L, 4-6) ... 1923 (W, 9-8) ... 12-9-0
Miami	1973 (L, 5-6) ... 1974 (L, 1-7) ... 0-2-0
Miami (Ohio)	1950 (L, 5-7) ... 2008 (W, 4-3) ... 5-6-0

VANDERBILT VS. THE NA-



Team	First Meeting	Last Meeting	W-L-T
Michigan	1906 (W, 3-1)	2007 (L, 3-4)	19-21-0
Michigan State	1929 (W, 7-2)	2003 (W, 5-4)	1-3-0
Middle Tennessee	1926 (W, 6-4)	2011 (W, 1-0)	87-41
Middle Tennessee Normal	1915 (L, 5-7)	1922 (W, 6-0)	5-1-0
Milligan	1908 (W, 5-2)	1908 (T, 2-2)	2-0-1
Minnesota	1924 (L, 3-6)	1924 (L, 3-6)	0-1-0
Mississippi (Ole Miss)	1900 (W, 6-5)	2009 (W, 7-6)	46-50-2
Mississippi A&M	1913 (W, 11-10)	1924 (L, 2-6)	8-13-2
Mississippi College	1920 (L, 1-8)	1920 (L, 3-4)	0-2-0
Mississippi State	1951 (L, 2-4)	2011 (L, 9-8)	36-53-2
Montevello	1983 (L, 4-6)	1983 (L, 4-6)	0-1-0
Murfreesboro Teach.	1928 (W, 5-1)	1939 (L, 6-7)	2-2-0
Morehead State	1993 (L, 5-6)	2009 (W, 8-0)	5-2-0
Murray State	1949 (W, 12-6)	2006 (W, 7-1)	18-10-0
New Orleans	1980 (L, 2-8)	1980 (L, 2-8)	0-1-0
New York Tech	1990 (W, 11-2)	1990 (W, 11-2)	1-0-0
Niagara	2010 (W, 9-0)	2010 (W, 21-3)	3-0-0
North Carolina	2011 (W, 7-3)	2011 (W, 5-1)	2-0-0
North Carolina State	1973 (W, 4-2)	1973 (W, 4-2)	1-0-0
Northwestern	1999 (L, 6-7)	1999 (L, 6-7)	0-1-0
Northern Florida	1995 (L, 0-2)	1995 (L, 0-2)	0-1-0
Northern Illinois	1973 (W, 2-1)	1973 (W, 2-1)	1-0-0
Nashville	1912 (L, 0-9)	1926 (W, 9-6)	1-4-0
Nashville Terminals	1942 (W, 7-6)	1942 (W, 7-6)	1-0-0
Nashville Vols.	1937 (L, 4-14)	1939 (L, 1-15)	0-2-0
Notre Dame	1923 (L, 1-3)	2003 (L, 1-3 [10])	2-4-0
Oglethorpe	1918 (L, 0-1)	1969 (L, 1-9)	2-4-0
Ohio	1975 (L, 2-7)	2010 (W, 5-1)	9-3-0
Ohio State	1922 (W, 16-15)	1975 (L, 3-9)	2-2-0
Oklahoma	1978 (W, 8-7)	2008 (L, 10-11)	2-2-0
Oklahoma State	2010 (W, 7-6)	2010 (W, 7-6)	1-0-0
Old Dominion	2003 (L, 0-2)	2003 (L, 0-2)	0-1-0
Oregon State	2008 (W, 8-1)	2011 (W, 9-3)	3-0-0
Pennsylvania	1898 (L, 0-10)	1898 (L, 3-7)	0-2-0
Pittsburgh	2006 (W, 2-1)	2007 (W, 4-3)	2-0-0
Penn State	1987 (W, 5-4)	1987 (W, 5-4)	1-0-0
Princeton	1921 (L, 2-3)	2004 (11-1)	1-2-0
Providence	1927 (W, 6-5)	1975 (L, 0-2)	2-1-0
Purdue	1947 (L, 3-10)	2011 (W, 9-0)	10-4-1
Rice	1990 (L, 3-4)	2007 (W, 7-3)	1-2-0
Rockhurst	1999 (L, 5-8)	1999 (L, 5-8)	0-1-0
Rollins	1976 (L, 5-10)	1993 (W, 10-4)	3-5-0
Rutgers	2003 (W, 3-2 [12])	2003 (W, 3-2 [12])	1-0-0
St Bonaventure	1994 (W, 14-1)	1994 (W, 14-1)	1-0-0
St. John's	2001 (W, 7-2)	2001 (W, 7-2)	1-0-0
St Joseph's	1984 (W, 17-4)	1994 (W, 7-4)	6-0-0
St Mary's	1978 (W, 6-3)	1985 (W, 10-9)	2-0-0
Samford	1983 (W, 18-0)	2004 (W, 8-0)	12-7-0
San Diego	2006 (L, 0-10)	2011 (W, 7-3)	3-1-0
Sewanee	1886 (W, 10-2)	1969 (L, 2-5)	69-35-3
Seton Hall	1982 (W, 7-5)	1982 (W, 7-5)	1-0-0
South Alabama	1972 (L, 2-5)	2009 (W, 7-4)	4-5-0
SC Spartanburg	1987 (W, 14-3)	1987 (W, 14-3)	1-0-0
Southeast Missouri	2008 (L, 2-8)	2008 (L, 2-8)	0-1-0
SE Oklahoma	1978 (W, 6-5)	1978 (W, 6-5)	1-0-0

Team	First Meeting	Last Meeting	W-L-T
South Carolina	1992 (L, 1-21)	2011 (W, 7-2)	21-47-0
Southern California	1973 (W, 5-4)	2010 (W, 10-1)	3-0-0
Southern Illinois	1972 (W, 2-1)	2004 (W, 15-0)	3-2-0
Southern Illinois-Edwardsville	1974 (L, 2-5)	1974 (W, 10-4)	1-1-0
South Kentucky College	1908 (W, 6-3)	1908 (W, 15-6)	2-1-0
Southern Mississippi	1985 (L, 12-14)	1986 (L, 1-2)	1-3-0
Stanford	1973 (L, 0-6)	2011 (L, 5-2)	3-4-0
Stony Brook	2008 (W, 9-4)	2008 (W, 9-4)	1-0-0
S.W.B.U.	1904 (W, 9-6)	1904 (W, 2-1)	2-1-0
S.W.P.U.	1900 (W, 20-8)	1921 (W, 13-4)	21-6-1
Temple	2002 (W, 10-6)	2002 (W, 10-6)	1-0-0
Tennessee	1888 (W, 9-6)	2011 (W, 19-3)	151-154-3
Tennessee-Chattanooga	1909 (W, 19-1)	1980 (W, 7-3)	9-0-0
Tennessee-Martin	1995 (L, 9-11)	2011 (W, 10-3)	7-1-0
Tennessee State	1978 (W, 19-6)	1993 (W, 5-2)	15-1-1
Tennessee Tech	1928 (L, 2-3)	2011 (W, 11-2)	40-20-0
Tennessee Temple	1987 (W, 14-1)	1987 (W, 14-1)	1-0-0
Tenn. Wesleyan	1986 (W, 12-5)	1986 (W, 12-5)	1-0-0
Texas	1900 (L, 2-3)	2004 (L, 2-10)	6-6-0
TPI	1942 (L, 4-7)	1942 (L, 4-7)	0-1-0
Trevecca	1977 (W, 8-7)	2003 (W, 4-0)	15-2-0
Troy/Troy State	1939 (W, 4-2)	2011 (W, 10-2)	7-0-0
Tulane	1953 (L, 2-14)	1957 (L, 5-10)	3-7-0
Union	1971 (L, 7-8)	1979 (W, 17-2)	7-2-0
Univ. of Nashville	1893 (W, 5-1)	1906 (W, 18-5)	13-1-0
US Navy Base	1939 (W, 12-8)	1939 (W, 12-8)	1-0-0
Valdosta State	1961 (W, 5-4)	1974 (W, 8-4)	5-1-0
Valparaiso	1998 (W, 16-7)	2000 (W, 12-1)	2-0-0
Vermont	2009 (W, 14-1)	2009 (W, 14-1)	3-0-0
Villanova	1985 (L, 3-5)	1985 (L, 3-5)	0-1-0
Virginia	1929 (N/A)	2004 (W, 7-3)	1-0-0
Virginia Military Institute	1983 (W, 6-4)	2005 (W, 5-2)	3-0-0
Virginia Tech	1978 (L, 9-17)	1978 (L, 9-17)	0-1-0
Wake Forest	1991 (W, 7-6)	1999 (L, 2-3)	1-1-0
Washington and Lee	1892 (L, 0-11)	1921 (W, 13-4)	2-1-0
Washington State	1973 (L, 2-6)	1973 (L, 2-6)	0-1-0
Washington	1904 (W, 14-3)	1904 (W, 14-3)	1-0-0
Western Carolina	2008 (W, 5-3)	2008 (W, 11-4)	2-0-0
Western Illinois	1947 (W, 4-0)	1947 (W, 4-0)	1-0-0
Western Kentucky	1980 (L, 4-15)	2011 (W, 6-5)	38-18-0
Western Kentucky Norm.	1926 (W, 6-3)	1926 (W, 6-3)	1-0-0
Western Kentucky Teach.	1936 (L, 1-8)	1941 (W, 7-4)	3-4-0
Western Michigan	1970 (W, 6-5)	1970 (W, 5-3)	2-0-0
West Tennessee Teach	1933 (W, 4-0)	1935 (W, 15-10)	7-2-0
West Virginia	1970 (L, 2-3)	2002 (W, 10-5)	5-4-0
William Carey	1986 (W, 6-4)	1986 (W, 6-4)	1-0-0
Wisconsin	1929 (W, N/A)	1931 (L, 4-6)	1-4-0
Wisconsin-Eau Claire	1979 (W, 11-4)	1983 (W, 9-8)	5-0-0
Wisconsin-Super	1975 (W, 18-1)	1975 (W, 6-4)	3-0-0
Wittenberg	1960 (W, 13-12)	1964 (L, 3-7)	2-1-0
Wofford	2010 (W, 7-2)	2011 (W, 12-1)	3-0-0
Wright State	2009 (W, 12-3)	2010 (W, 18-2)	2-0-0
Xavier	1995 (L, 8-22)	2008 (W, 17-3)	4-2-0
Yale	1927 (L, 0-2)	2000 (W, 22-5)	2-1-0

2012 opponents in bold



YEARLY RESULTS

1886 (1-1)

Coach: Unavailable

Sewanee	W	10-2
Sewanee	L	3-11

1887 (1-0)

Coach: Unavailable

Sewanee	W	21-2
---------	---	------

1888 (2-0)

Coach: Unavailable

Tennessee	W	9-6
Tennessee	W	9-1

1889 (1-1)

Coach: Unavailable

Sewanee	L	7-8
Sewanee	W	8-1

1890

No Records Available

1891 (0-3)

Coach: Unavailable

Cumberland	L	9-10
Cumberland	L	3-10
Cumberland	L	5-7

1892 (5-4)

Coach: Unavailable

Tennessee	W	17-9
Tennessee	L	6-9
Cumberland	L	6-11
Cumberland	W	11-0
Cumberland	W	5-2
Cumberland	L	5-9
Cumberland	W	4-2
Wash. and Lee	L	0-11

1893 (5-3-2)

Coach: Unavailable

Sewanee	L	0-1
Sewanee	W	3-1
Sewanee	L	8-12
Cumberland	W	4-0
Cumberland	T	6-6
Univ. of Nashville	W	5-1
Alabama	L	1-2
Alabama	T	2-2
Alabama	W	10-5
Alabama	W	4-1

1894 (4-4)

Coach: Unavailable

Sewanee	L	1-7
Tennessee	L	3-4
Tennessee	W	6-5
Cumberland	W	23-4
Cumberland	W	14-7
Alabama	W	12-1
Alabama	L	9-10
Alabama	L	3-21

1895 (3-0)

Coach: Unavailable

Sewanee	W	12-8
Sewanee	W	6-5
Cumberland	W	8-7

1896 (7-2-1)

Coach: Unavailable

Sewanee	W	4-3
Sewanee	W	8-4
Sewanee	W	5-4
Sewanee	W	8-5
Sewanee	L	5-13
Tennessee	W	4-3
Tennessee	W	13-4
Tennessee	L	7-9
Cumberland	T	12-12
Cumberland	W	16-6

1897 (8-4)

Coach: Unavailable

Sewanee	L	2-4
Sewanee	L	2-9
Sewanee	W	14-4
Sewanee	L	2-3
Sewanee	W	16-12
Tennessee	W	10-4
Tennessee	W	15-7
Cumberland	W	17-2
Cumberland	W	12-5
Georgia	W	1-10
Georgia	L	4-12
Georgia	W	3-1

1898 (8-2-1)

Coach: Unavailable

Sewanee	T	5-5
Sewanee	W	4-1
Sewanee	W	10-5
Univ. of Nashville	W	6-3
Georgia	W	13-1
Georgia	W	3-0
Georgia	W	4-0
Pennsylvania	L	0-10
Pennsylvania	L	3-7
Cincinnati	W	15-5
Cincinnati	W	8-0

1899 (5-4)

Coach: Unavailable

Tennessee	W	20-0
Tennessee	W	7-6
Cumberland	W	15-8
Univ. of Nashville	W	17-5
Univ. of Nashville	W	14-3
Georgia	L	0-3
Georgia	L	6-7
Georgia	L	9-10
Comell	L	11-12

1900 (8-7)

Coach: Unavailable

Sewanee	W	8-7
Sewanee	W	5-2
Sewanee	L	2-11
Sewanee	W	8-7
Tennessee	L	2-5
Tennessee	L	4-10
Tennessee	W	10-1
Cumberland	W	13-2
Univ. of Chicago	L	3-18
Univ. of Chicago	L	7-22
Univ. of Chicago	L	8-11
Mississippi	W	6-5
S.W.P.U.	W	20-8
Texas	L	2-3
Texas	W	14-4



1893 Vanderbilt Baseball

1901 (9-3)

Coach: Unavailable

Sewanee	W	8-2
Sewanee	W	15-7
Sewanee	W	7-6
Cumberland	W	25-0
Alabama	L	10-11
Alabama	W	11-3
Alabama	W	11-7
Mercer	L	4-6
Georgia Tech	W	6-5
Georgia Tech	L	2-7
Central	W	5-2
Central	W	10-0

1902 (11-6-1)

Coach: Unavailable

Sewanee	W	31-3
Sewanee	L	4-8
Sewanee	W	21-1
Sewanee	L	3-8
Sewanee	L	4-8
Tennessee	W	12-5
Tennessee	W	11-10
Tennessee	W	9-8
Tennessee	W	13-2
Tennessee	L	2-7
Univ. of Nashville	W	12-4
Univ. of Nashville	W	30-2
S.W.P.U.	L	8-9
S.W.P.U.	L	2-5
S.W.P.U.	W	17-0
Central	T	10-10
Central	W	14-0
Central	W	5-2

1903 (15-2)

Coach: Unavailable

Sewanee	W	9-1
Sewanee	L	7-10
Sewanee	W	18-5
Sewanee	W	14-2
Cumberland	W	18-9
Cumberland	W	10-2
Georgia	W	12-11

S.W.P.U.	W	15-6
S.W.P.U.	W	17-0
Texas	W	17-8
Texas	L	2-6
Texas	W	8-5
Georgia Tech	W	7-2
Georgia Tech	W	4-2
Central	W	8-3
Central	W	8-5
Central	W	17-7

1904 (19-6)

Coach: T.W. Davis

Sewanee	W	1-0
Sewanee	W	6-2
Sewanee	W	4-0
Sewanee	W	16-2
Cumberland	W	6-0
Cumberland	L	3-4
Univ. of Nashville	W	5-1
Univ. of Nashville	W	5-4
Univ. of Nashville	L	3-7
Alabama	L	4-7
Alabama	W	12-4
Alabama	W	8-3
S.W.P.U.	W	5-2
S.W.P.U.	W	1-0
S.W.P.U.	W	14-5
Georgia Tech	W	3-1
Georgia Tech	L	1-3
Georgia Tech	W	5-2
Central	W	6-1
Central	L	1-3
Central	W	9-0
S.W.B.U.	W	9-6
S.W.B.U.	L	1-3
S.W.B.U.	W	2-1
Washington U.	W	14-3

YEARLY RESULTS



1905 (22-5)

Coach: Unavailable

Sewanee	L	2-5
Sewanee	L	2-4
Sewanee	W	7-2
Sewanee	W	4-3
Sewanee	W	6-0
Tennessee	W	5-4
Tennessee	W	7-6
Univ. of Nashville	W	15-13
Univ. of Nashville	W	12-2
Univ. of Nashville	W	18-5
Alabama	W	7-1
Alabama	W	6-2
Alabama	W	6-3
Cincinnati	W	4-0
Cincinnati	W	13-4
Cornell	L	6-10
Cornell	L	0-3
Texas	L	2-3
Texas	W	6-2
Central	W	7-0
Central	W	8-4
Central	W	3-1
Kentucky St.	W	7-2
Kentucky St.	W	8-6
Kentucky St.	W	8-4
Indiana	W	7-2
Indiana	W	4-0

1906 (11-10)

Coach: Unavailable

Sewanee	W	8-7
Sewanee	W	4-0
Sewanee	L	1-2
Sewanee	L	2-7
Tennessee	L	5-6
Tennessee	W	7-1
Tennessee	W	6-2
Univ. of Nashville	W	8-6

Univ. of Nashville	W	10-2
Alabama	W	8-0
Alabama	W	10-4
Alabama	W	9-3
Cornell	L	4-5
Cornell	L	2-3
Cornell	L	1-8
Georgia Tech	L	1-5
Georgia Tech	L	1-2
Georgia Tech	L	4-5
Michigan	W	3-1
Michigan	L	2-4
Michigan	W	6-5

1907 (15-5)

Coach: Unavailable

Sewanee	W	3-1
Sewanee	W	6-4
Sewanee	W	3-1
Sewanee	W	6-4
Sewanee	W	4-2
Cumberland	W	14-2
Cumberland	W	6-4
Cumberland	W	4-2
Alabama	L	1-4
Alabama	L	4-7
S.W.P.U.	W	4-2
S.W.P.U.	L	4-5
S.W.P.U.	W	10-1
Texas	W	11-0
Texas	L	3-5
Texas	W	5-3
Georgia Tech	W	6-0
Georgia Tech	W	6-5
Georgia Tech	L	2-3
Howard	W	7-2

1908 (11-9-2)

Coach: Grantland Rice

Sewanee	L	7-17
Sewanee	W	5-4
Sewanee	W	5-4
Sewanee	W	4-2
Tennessee	W	5-3
Tennessee	L	2-5
Defiance	W	10-0
Indiana	W	6-0
Indiana	W	9-1
Indiana	W	15-6
Nashville	L	6-7
Michigan	L	6-9
Michigan	L	0-7
Auburn	W	9-6
Auburn	L	4-8
Georgia	L	3-5
Georgia	L	4-16
Georgia Tech	L	3-13
Georgia Tech	L	6-10
Kentucky	W	9-6
Kentucky	W	9-7
Tennessee	L	2-3
Tennessee	W	6-5
Miss A&M	W	3-2
Miss A&M	L	4-5
MTSU Teach.	W	6-4
MTSU Teach.	W	2-1
Alabama	L	0-12
Alabama	L	3-4
W. Kent. Norm.	W	6-3

1909 (11-12)

Coach: Bill Schwartz

Lions of Nashville	W	9-7
Georgia	W	8-2
Georgia	L	1-9
Florida	L	3-5
Georgia Tech	W	7-3
Georgia Tech	L	3-10
Auburn	L	0-4
Auburn	L	4-6
Auburn	W	2-1
Tennessee	W	9-5
Tennessee	W	13-3
Miss A&M	W	5-4
Miss A&M	L	1-2
Boston Coll.	L	2-20
Harvard	L	4-7
Holy Cross	L	2-6
Princeton	L	7-11
Yale	L	0-2
Manhattan	W	4-2
Brown	W	4-1
Providence	W	6-5
Amherst	W	9-7
Dartmouth	L	6-7

1928 (7-6)

Coach: Bill Schwartz

Michigan	L	1-10
Michigan	W	4-3
Notre Dame	L	2-4
Cumberland	W	9-0
M'boro Teach.	W	1-5
Kentucky	W	6-4
Georgia Tech	L	3-8
Georgia Tech	L	8-10
Tennessee	W	9-1
Tennessee	W	17-4
MTSU Teach	L	10-11
Tenn Tech	L	2-3
Tenn Tech	W	5-3

1929 (17-5)

Coach: Bill Schwartz

Michigan State	W	7-2
Michigan State	W	12-1
Michigan	W	
Wisconsin	W	
Wisconsin	L	3-8
Georgia Tech	W	
Kentucky		
Kentucky	L	1-3
Alabama	T	3-3
Auburn	W	8-6
Auburn	L	6-7
Georgia Tech	W	3-0
Georgia Tech	W	6-1
Virginia		
Tennessee	W	5-1
Tennessee	W	8-1

1930 (9-7)

Coach: Bill Schwartz

Mich St.	W	5-4
Wisconsin	L	5-6
Wisconsin	L	6-9
Michigan	L	7-8
Kentucky	L	
Kentucky	W	13-5
Alabama	L	2-8
Alabama	L	2-8
Georgia Tech	L	5-10
Georgia Tech	W	6-1
Tennessee	W	14-2
Auburn	W	
Auburn	W	
Tenn Tech	W	11-10
MTSU Teach	W	1-0

1931 (7-7)

Coach: Bill Schwartz

Michigan	L	2-3
Michigan	W	5-2
Wisconsin	L	4-6
MICHIGAN	L	4-5
Ole Miss	W	6-3
Ole Miss	W	10-3
KENTUCKY	W	8-7
KENTUCKY	L	1-2
Kentucky	W	6-5
Kentucky	L	7-14
Auburn	L	1-19
Auburn	L	1-3
Tenn Tech	W	12-4
Tenn Tech	W	5-2



Famed sportswriter Grantland Rice played baseball for the Commodores from 1900-01 then served as head coach in 1908



YEARLY RESULTS

1932 (16-4)

Coach: Bill Schwartz

Michigan State	W	2-1
Michigan State	L	2-4
Tenn Tech	W	16-3
Maryville	W	12-9
Bethel	L	2-3
Bethel	W	16-6
Birm. So.	W	14-1
W. Ky. Teach.	W	6-5
W. Ky. Teach.	W	7-6
Ole Miss	W	9-7
Ole Miss	W	2-1
Maryville	W	18-5
Maryville	W	9-5
W. Ky. Teach.	L	6-7
W. Ky. Teach.	W	5-2
Miss A&M	L	1-3
Miss A&M	W	6-3
Tenn Tech	W	4-0
Tenn Tech	W	5-4
Cumberland	W	12-8

1933 (9-1)

Coach: Unavailable

W. Tenn. Teach	W	4-0
Bethel	W	13-3
Bethel	L	4-5
Cumberland	W	5-3
W. Tenn. Teach	W	6-5
W. Tenn. Teach	W	3-2
Bethel	W	8-7
Bethel	W	5-3
Lambuth	W	15-2
Tenn Tech	W	5-4

1934 (5-6)

Coach: Bill Schwartz

Georgia Tech	L	7-9
Georgia Tech	L	3-5
Cumberland	L	1-3
W. Tenn. Teach	W	11-3
W. Tenn. Teach	W	7-4
Cumberland	W	9-7
Lambuth	W	3-1
W. Tenn. Teach	L	7-9
W. Tenn. Teach	L	4-8
Georgia Tech	L	2-3
Georgia Tech	W	6-5

1935 (10-2)

Coach: Bill Schwartz

Results Not Available

1936 (15-2)

Coach: Bill Schwartz

Burke Comp.	W	2-1
Cumberland	W	7-4
Ill. Wesleyan	L	4-7
Cincinnati	W	7-6
Lipscomb	W	8-2
W. Ky. Teach.	L	1-8
W. Tenn. Teach	W	11-3
W. Tenn. Teach	W	15-10
Lambuth	W	9-0
Lambuth	W	11-3
Memphis	W	13-5
Memphis	W	11-5
Lambuth	W	10-0
Lambuth	W	26-9
Tenn Tech	W	15-14

1937 (11-4)

Coach: Bill Schwartz

Ill. State Normal	L	5-6
Nashville Vols	L	4-15
Lambuth	W	8-7
Lambuth	W	7-2
Cumberland	W	11-5
Tenn Tech	W	9-7
Cumberland	W	16-6
W. Ky. Teach	L	7-8
W. Ky. Teach	W	6-2
Florida	L	4-5
Florida	W	4-2
Lambuth	W	26-1
Lambuth	W	15-10
W. Kentucky	W	3-2
Tenn Tech	W	7-2

1938 (6-3)

Coach: Bill Schwartz

Austin Peay	W	12-2
Georgia Tech	L	2-7
Georgia Tech	L	0-4
M'boro Teach.	W	9-4
Tenn Tech	W	15-3
Georgia Tech	W	8-3
W. Kentucky	W	13-9
M'boro Teach.	L	6-7
Tenn Tech	W	12-8

1939 (11-5)

Coach: Bill Schwartz

Ill. Wesleyan	W	10-5
US Navy Base	W	12-8
Troy St Teach	W	4-2
Nashville Vols	L	1-15
Lambuth	W	8-7
Lambuth	W	7-2
Cumberland	W	16-6
Tenn Tech	W	9-7
Cumberland	W	16-6
W. Ky. Teach	L	7-8
W. Ky. Teach	W	6-2
Florida	W	5-4
Florida	W	4-2
Lambuth	W	26-1
Lambuth	W	15-10
W. Kentucky	W	13-9
M'boro Teach.	L	6-7
Tenn Tech	W	12-8

1940 (8-2)

Coach: Bill Schwartz

Georgia Tech	L	0-6
Georgia Tech	L	5-7
Bethel	W	14-2
Kentucky	W	
Kentucky	W	
Kentucky	W	
Georgia Tech	W	
Georgia Tech	W	
Unavailable	W	
Unavailable	W	

1941 (8-10)

Coach: Unavailable

W. Ky. Teach	L	12-16
Michigan State	W	11-10
Ill. Wesleyan	L	2-8
Georgia Tech	L	7-8
Georgia Tech	L	4-11
Bradley Tech	W	13-12

Kentucky	W	9-3
Kentucky	L	10-13
MTSU Teach	W	9-2
Georgia Tech	L	5-7
Georgia Tech	W	7-4
Tenn Tech	L	14-15
W. Ky. Teach	W	7-4
Tenn Tech	W	7-6
Kentucky	L	2-5
Kentucky	L	8-6
MTSU Teach	L	6-13

1942 (10-8-1)

Coach: James A. Scoggins

Ill. Wesleyan	L	6-12
DePauw	W	15-5
Kentucky	L	6-9
Kentucky	W	2-1
Georgia Tech	L	1-7
Georgia Tech	L	3-5
Murf. Teachers	L	3-5
Georgia Tech	L	4-7
Georgia Tech	W	10-5
Tennessee	W	13-9
Tennessee	T	5-5
TPI	L	4-7
Kentucky	W	20-8
Kentucky	W	5-4
Murf. Teachers	W	8-4
Tennessee	W	5-1
Tennessee	L	4-11
Lipscomb	W	15-2
Nash. Terminals	W	7-6

1943 (14-8)

Coach: Unavailable

Georgia Tech		
Georgia Tech		
Georgia Tech		
Georgia Tech		
Kentucky		
Kentucky		
Kentucky		
LSU(Away)	L	1-3
LSU(Away)	W	2-0
KENTUCKY	W	9-3
KENTUCKY	W	8-4
MISSISSIPPI	L	1-10
MISSISSIPPI	L	1-15
MISSISSIPPI	L	3-15
Alabama	L	3-1
Alabama	L	3-1
MTSU (Home)	L	6-4

1944

Did Not Compete

1945

Did Not Compete

1946

Did Not Compete

1947 (10-11, 2-5)

Coach: James A. Scoggins

Bradley	L	6-15
Western Kentucky	W	3-2
Purdue	L	3-10
Tennessee	L	8-10
Tennessee	W	6-2

Western Illinois	W	4-0
Eagles (Nashville)	W	8-5
Tennessee Tech	W	16-2
Kentucky	L	3-5
MTSU	L	3-6
Georgia Tech	W	10-8
Georgia Tech	L	5-6
Tennessee	L	6-9
Tennessee	W	7-0
Tennessee Tech	W	7-4
Kentucky	L	0-8
Kentucky	L	5-0
Western Kentucky	L	2-4
Georgia Tech	L	5-8
Georgia Tech	W	10-5

1948 (11-9-2, 7-8-1)

Coach: Tommy Harrison

N. ILLINOIS	W	4-2
N. ILLINOIS	W	5-4
Georgia Tech	L	6-8
Georgia Tech	L	6-8
PURDUE	T	5-5
TENNESSEE	T	4-4
TENNESSEE	W	6-2
Kentucky	W	5-1
Kentucky	W	12-6
GEORGIA	L	4-8
GEORGIA	W	8-6
MONSANTO	W	9-4
KENTUCKY	W	10-9
KENTUCKY	L	0-7
MTSU (Home)	W	5-4
Tennessee	W	4-3
Tennessee	W	5-1
Auburn	L	1-4
Auburn	L	7-9
MTSU (Away)	L	1-6
AUBURN	L	3-7
AUBURN	L	0-13

1949 (8-11-1, 4-8)

Coach: Dave Scobey

Chicago	W	3-0
ILLINOIS STATE	L	2-4
ILLINOIS STATE	W	9-0
Georgia	L	6-10
Georgia	W	4-3
Tennessee	L	6-18
Tennessee	L	3-4
KENTUCKY	L	2-4
KENTUCKY	L	8-10
Western Kentucky	T	6-6
Kentucky	L	2-7
Kentucky	L	7-11
Auburn	W	6-1
Auburn	L	2-3
EVANSVILLE	L	9-12
TENNESSEE	W	6-2
TENNESSEE	W	6-2
MURRAY STATE	W	12-6
MTSU (Away)	W	6-3
Tennessee Tech	L	6-10

YEARLY RESULTS



1950 (6-16-0, 4-13)

Coach: Dave Scobey

MIAMI (Ohio).....	L.....	5-7
Georgia Tech.....	W.....	5-3
Georgia Tech.....	L.....	9-13
MTSU (Home).....	L.....	1-12
TENNESSEE.....	W.....	11-5
TENNESSEE.....	W.....	8-7
MILLIKIN.....	L.....	5-12
KENTUCKY.....	L.....	6-14
KENTUCKY.....	L.....	1-2
GEORGIA TECH.....	W.....	3-22
GEORGIA TECH.....	W.....	11-3
GEORGIA.....	L.....	7-23
GEORGIA.....	L.....	4-8
Tennessee.....	L.....	2-11
Tennessee.....	L.....	4-10
Kentucky.....	L.....	7-8
MTSU (Away).....	W.....	22-2
Evansville.....	W.....	6-5
AUBURN.....	L.....	4-6
AUBURN.....	L.....	3-12
Auburn.....	L.....	4-9
Auburn.....	L.....	4-12

1951 (0-18-1, 0-13-1)

Coach: Dave Scobey

ILLINOIS STATE.....	L.....	9-13
ILLINOIS STATE.....	L.....	1-7
KENTUCKY.....	T.....	10-10
KENTUCKY.....	L.....	13-15
Kentucky.....	L.....	5-17
MTSU (Home).....	L.....	5-13
Tennessee.....	L.....	0-17
Georgia Tech.....	L.....	11-14
Georgia Tech.....	L.....	8-22
MISSISSIPPI STATE.....	L.....	2-4
MISSISSIPPI STATE.....	L.....	3-10
TENNESSEE.....	L.....	2-20
TENNESSEE.....	L.....	6-7
Alabama.....	L.....	0-5
Alabama.....	L.....	4-7
ALABAMA.....	L.....	2-17
ALABAMA.....	L.....	7-20
MTSU (Away).....	L.....	13-14
Murray State.....	L.....	6-21

1952 (4-16, 2-13)

Coach: Bill Schwartz

MIAMI (Ohio).....	L.....	1-8
TENNESSEE.....	L.....	1-6
TENNESSEE.....	W.....	6-4
Kentucky.....	L.....	8-11
Kentucky.....	L.....	6-8
MTSU (Away).....	L.....	3-4
Tennessee Tech.....	W.....	16-10
GEORGIA TECH.....	L.....	4-14
GEORGIA TECH.....	W.....	12-8
KENTUCKY.....	L.....	7-8
Tennessee.....	L.....	7-10
Tennessee.....	L.....	2-9
ALABAMA.....	L.....	3-9
ALABAMA.....	L.....	0-8
Mississippi State.....	L.....	4-5
Mississippi State.....	L.....	4-11
Alabama.....	L.....	1-15
Alabama.....	L.....	4-5
MTSU (Home).....	W.....	10-7
TENNESSEE TECH.....	L.....	6-7

1953 (5-13, 3-11)

Coach: Woody Johnson

MIAMI (Ohio).....	L.....	3-5
TULANE.....	L.....	2-14
TULANE.....	W.....	7-3
MTSU (Home).....	W.....	4-1
Tennessee Tech.....	W.....	10-8
Tennessee.....	L.....	3-8
KENTUCKY.....	L.....	6-9
KENTUCKY.....	L.....	7-10
MISSISSIPPI.....	L.....	0-2
MISSISSIPPI.....	W.....	5-2
Alabama.....	L.....	1-6
Alabama.....	L.....	1-10
Mississippi State.....	L.....	0-8
Mississippi State.....	L.....	11-12
Kentucky.....	L.....	3-4
TENNESSEE.....	L.....	4-17
TENNESSEE.....	W.....	5-1
TENNESSEE TECH.....	L.....	4-9

1954 (11-9-1, 8-7-1)

Coach: Dave Scobey

MIAMI (Ohio).....	W.....	7-6
Tennessee.....	W.....	2-0
Tennessee.....	W.....	5-4
MTSU (Away).....	W.....	17-12
Tennessee Tech.....	L.....	9-10
KENTUCKY.....	W.....	9-0
KENTUCKY.....	L.....	7-11
MISSISSIPPI.....	L.....	3-16
MISSISSIPPI.....	T.....	1-1
GEORGIA TECH.....	W.....	2-1
GEORGIA TECH.....	L.....	4-8
Kentucky.....	W.....	7-5
Kentucky.....	W.....	8-4
TENNESSEE.....	L.....	2-8
TENNESSEE.....	W.....	9-1
LSU (Away).....	W.....	5-3
LSU (Away).....	L.....	3-13
Tulane.....	L.....	1-2
Tulane.....	L.....	3-4
MTSU (Home).....	W.....	8-0
TENNESSEE TECH.....	L.....	1-8

1955 (12-6, 10-4)

Coach: Dave Scobey

Tennessee.....	W.....	3-1
Tennessee.....	L.....	5-11
MTSU (Home).....	W.....	8-4
Auburn.....	L.....	2-12
Auburn.....	L.....	2-4
AUBURN.....	W.....	12-10
AUBURN.....	W.....	6-5
KENTUCKY.....	W.....	17-3
KENTUCKY.....	W.....	14-8
KENTUCKY.....	L.....	9-8
Tennessee Tech.....	L.....	7-12
TENNESSEE.....	W.....	9-8
TENNESSEE.....	L.....	10-11
Kentucky.....	W.....	12-4
Kentucky.....	W.....	9-3
Kentucky.....	W.....	8-4
MTSU (Away).....	W.....	9-8
TENNESSEE TECH.....	L.....	9-11

1956 (6-15, 3-12)

Coach: Dave Scobey

MTSU (Away).....	L.....	10-12
Tulane.....	L.....	3-4
Tulane.....	L.....	0-13
Tulane.....	W.....	6-4
MIAMI (Ohio).....	L.....	7-8
MISSISSIPPI STATE.....	L.....	8-27
MISSISSIPPI STATE.....	L.....	4-9
TENNESSEE.....	W.....	6-4
TENNESSEE.....	L.....	3-8
Alabama.....	L.....	6-10
Alabama.....	L.....	0-4
LSU (Home).....	W.....	10-7
LSU (Home).....	L.....	2-14
LSU (Home).....	L.....	4-13
Mississippi.....	L.....	3-9
Mississippi.....	L.....	0-7
Mississippi.....	L.....	0-3
ALABAMA.....	L.....	4-7
ALABAMA.....	W.....	11-5
Tennessee.....	W.....	9-6
MTSU (Home).....	W.....	12-1

1957 (8-14, 3-13)

Coach: Dick Richardson

TULANE.....	W.....	6-8
TULANE.....	L.....	0-3
TULANE.....	L.....	5-10
Tennessee.....	W.....	8-4
Tennessee.....	L.....	6-7
Mississippi State.....	L.....	3-9
Mississippi State.....	L.....	1-9
Mississippi State.....	L.....	0-9
ALABAMA.....	L.....	10-13
ALABAMA.....	L.....	5-6
MTSU (Away).....	W.....	19-4
LSU (Away).....	W.....	8-7
LSU (Away).....	L.....	1-3
LSU (Away).....	W.....	2-0
KENTUCKY.....	W.....	9-3
KENTUCKY.....	W.....	8-4
MISSISSIPPI.....	L.....	1-10
MISSISSIPPI.....	L.....	1-15
MISSISSIPPI.....	L.....	3-15
Alabama.....	L.....	3-1
Alabama.....	L.....	3-1
MTSU (Home).....	L.....	6-4

1958 (4-9, 2-6)

Coach: Dick Richardson

MTSU (Home).....	W.....	6-3
Auburn.....	L.....	4-25
Auburn.....	L.....	0-1
Auburn.....	L.....	0-8
HILLSDALE.....	W.....	8-6
GEORGIA.....	L.....	6-8
GEORGIA.....	L.....	2-7
GEORGIA.....	W.....	7-5
Kentucky.....	W.....	8-7
Kentucky.....	L.....	6-7
AUSTIN PEAY.....	L.....	6-10
Mississippi.....	L.....	0-2
Mississippi.....	L.....	3-4

1959 (5-15, 2-13)

Coach: Dick Richardson

MTSU (Home).....	W.....	8-5
CHICAGO.....	W.....	9-3
C. MICHIGAN.....	W.....	6-5
Georgia Tech.....	L.....	3-11
AUBURN.....	L.....	4-15
AUBURN.....	L.....	3-8
AUBURN.....	L.....	4-10
Georgia.....	L.....	7-11
Georgia.....	L.....	2-3
Georgia.....	L.....	5-10
KENTUCKY.....	L.....	7-14
KENTUCKY.....	L.....	3-4
Tennessee.....	L.....	1-2
Tennessee.....	W.....	10-4
TENNESSEE TECH.....	L.....	9-10
Kentucky.....	L.....	0-9
Kentucky.....	L.....	0-4
MTSU (Away).....	L.....	0-2
TENNESSEE.....	L.....	7-21
TENNESSEE.....	W.....	10-8

1960 (8-13, 5-8)

Coach: Harley Boss

Florida.....	L.....	1-10
Florida.....	L.....	2-7
MTSU (Away).....	W.....	12-6
TENNESSEE TECH.....	L.....	7-9
GEORGIA.....	W.....	10-6
GEORGIA.....	L.....	2-5
WITTENBERG.....	W.....	13-12
C. MICHIGAN.....	L.....	3-10
KENTUCKY.....	W.....	9-8
KENTUCKY.....	W.....	4-3
Tennessee.....	L.....	0-11
Tennessee.....	L.....	3-4
NOTRE DAME.....	L.....	2-6
GEORGIA TECH.....	L.....	4-14
MISSISSIPPI.....	L.....	0-10
MISSISSIPPI.....	L.....	0-16
MTSU (Home).....	W.....	5-4
KENTUCKY.....	L.....	1-3
TENNESSEE.....	L.....	2-8
TENNESSEE.....	W.....	9-7
TENNESSEE.....	W.....	12-1

1961 (7-15, 2-11)

Coach: Dick Richardson

Valdosta State.....	W.....	5-4
Valdosta State.....	W.....	4-1
Valdosta State.....	W.....	11-6
Georgia Southern.....	L.....	6-8
Georgia Southern.....	L.....	1-4
Georgia.....	L.....	3-15
Georgia.....	L.....	1-14
Georgia Tech.....	L.....	5-8
MTSU (Home).....	W.....	5-4
Kentucky.....	L.....	1-4
Kentucky.....	L.....	3-6
AUBURN.....	W.....	4-2
AUBURN.....	L.....	0-10
FLORIDA.....	L.....	5-7
FLORIDA.....	L.....	0-6
MTSU (Away).....	W.....	4-1
KENTUCKY.....	W.....	9-8
KENTUCKY.....	L.....	2-9
TENNESSEE.....	L.....	3-6
TENNESSEE.....	L.....	4-14



YEARLY RESULTS

TENNESSEE.....L.....4-10
 TENNESSEE.....L.....1-3
1962 (2-18-2, 0-16-2)
Coach: Jerry Elliot

Auburn.....T.....14-14
 Auburn.....L.....3-13
 Valdosta State.....L.....0-2
 Florida.....L.....0-11
 Florida.....L.....1-5
 MTSU (Home).....W.....9-7
 MTSU (Away).....L.....7-12
 KENTUCKY.....T.....12-12
 KENTUCKY.....L.....9-15
 WITTENBERG.....W.....6-4
 GEORGIA.....L.....0-15
 GEORGIA.....L.....3-4
 GEORGIA TECH.....L.....1-12
 GEORGIA TECH.....L.....9-11
 Kentucky.....L.....2-17
 Kentucky.....L.....3-7
 Kentucky.....L.....4-11
 Tennessee.....L.....2-3
 Tennessee.....L.....4-14
 TENNESSEE.....L.....9-10
 TENNESSEE.....L.....8-17
 TENNESSEE.....L.....4-6

1963 (6-15, 4-13)
Coach: Harley Boss

Georgia.....L.....3-4
 Georgia.....L.....0-6
 Tennessee.....L.....1-10
 Tennessee.....L.....4-5
 Tennessee.....L.....5-7
 Kentucky.....L.....3-4
 Kentucky.....L.....1-2
 Georgia Tech.....W.....9-8
 TENNESSEE.....W.....5-4
 TENNESSEE.....L.....10-11
 AUBURN.....L.....3-5
 AUBURN.....L.....6-14
 FLORIDA.....L.....2-9
 FLORIDA.....L.....2-9
 SEWANEE.....W.....20-10
 MTSU (Away).....L.....2-6
 KENTUCKY.....W.....8-2
 KENTUCKY.....L.....0-5
 KENTUCKY.....W.....9-4
 Sewanee.....L.....3-6
 MTSU (Home).....W.....6-5

1964 (7-14, 4-12)
Coach: Harley Boss

Florida.....L.....0-4
 Florida.....L.....0-6
 Auburn.....L.....2-6
 Auburn.....L.....0-5
 WITTENBERG.....L.....3-7
 KENTUCKY.....L.....2-9
 GEORGIA.....W.....8-7
 Tennessee.....L.....0-2
 Tennessee.....L.....2-10
 MTSU (Away).....L.....3-7
 Sewanee.....L.....3-7
 GEORGIA TECH.....W.....1-0
 GEORGIA TECH.....L.....1-2
 SEWANEE.....W.....9-6
 Kentucky.....L.....3-8
 Kentucky.....W.....3-2
 Kentucky.....L.....1-2
 MTSU (Home).....W.....6-1
 TENNESSEE.....L.....3-20

TENNESSEE.....W.....11-3
 TENNESSEE.....L.....1-18
1965 (5-14, 1-11)
Coach: George Archie

KENTUCKY.....L.....3-6
 KENTUCKY.....W.....3-0
 Georgia.....L.....3-4
 Georgia.....L.....9-12
 MTSU (Away).....L.....0-3
 TENNESSEE.....L.....0-9
 TENNESSEE.....L.....3-9
 Sewanee.....W.....8-7
 AUBURN.....L.....4-13
 AUBURN.....L.....9-23
 MTSU.....W.....12-11
 SOUTHWESTERN.....W.....12-6
 KENTUCKY.....L.....0-1
 KENTUCKY.....L.....3-12
 SEWANEE.....W.....11-4
 TENNESSEE.....L.....0-4
 TENNESSEE.....L.....3-6

1966 (2-16, 1-12)
Coach: George Archie

Florida.....L.....0-5
 Florida.....L.....0-15
 Auburn.....L.....0-11
 Auburn.....L.....5-8
 Tennessee.....L.....1-11
 Tennessee.....L.....2-15
 MTSU (Away).....L.....0-5
 SEWANEE.....L.....4-10
 Wittenburg.....L.....4-14
 KENTUCKY.....L.....3-9
 KENTUCKY.....L.....1-7
 Sewanee.....W.....4-1
 MTSU (Home).....L.....3-2
 Kentucky.....W.....4-2
 Kentucky.....L.....4-14
 GEORGIA.....L.....2-7
 TENNESSEE.....L.....4-15
 TENNESSEE.....L.....1-13

1967 (11-12, 8-9)
Coach: George Archie

Tennessee.....L.....2-6
 Tennessee.....W.....5-1
 Georgia State.....W.....2-1
 Georgia State.....W.....5-1
 AUBURN.....W.....5-3
 AUBURN.....L.....0-1
 AUBURN.....L.....8-21
 KENTUCKY.....W.....7-2
 KENTUCKY.....W.....6-4
 Georgia.....L.....1-3
 Georgia.....L.....3-4
 Georgia.....L.....0-1
 Sewanee.....W.....9-1
 Kentucky.....L.....0-3
 Kentucky.....L.....1-11
 FLORIDA.....W.....6-5
 FLORIDA.....L.....2-9
 FLORIDA.....W.....14-2
 TENNESSEE.....W.....9-0
 TENNESSEE.....W.....8-3
 SOUTHWESTERN.....L.....1-4
 SEWANEE.....L.....1-2
 MTSU (Home).....L.....2-4

1968 (7-15, 2-13)
Coach: Larry Schmittou

FISK.....W.....7-3
 BELMONT.....W.....9-6
 Florida.....L.....0-16
 Florida.....L.....0-3
 Florida.....L.....2-10
 Auburn.....L.....0-8
 Auburn.....L.....1-7
 Auburn.....L.....0-4
 Fisk.....W.....7-5
 KENTUCKY.....W.....2-1
 KENTUCKY.....L.....3-4
 Birmingham So.....W.....8-1
 GEORGIA.....L.....1-5
 GEORGIA.....W.....4-3
 GEORGIA.....L.....1-5
 Tennessee State.....W.....4-3
 Tennessee.....L.....0-9
 Tennessee.....L.....1-9
 SEWANEE.....L.....4-6
 KENTUCKY.....L.....0-6
 KENTUCKY.....L.....3-8
 MTSU (Home).....L.....0-7

1969 (21-18, 3-10)
Coach: Larry Schmittou

TENNESSEE STATE.....W.....9-2
 TENNESSEE STATE.....W.....6-4
 FISK.....W.....10-9
 Belmont.....W.....9-5
 Murray State.....L.....2-3
 CALVIN.....W.....16-7
 CALVIN.....W.....5-0
 Chattanooga.....W.....4-0
 Chattanooga.....W.....5-2
 Berry.....L.....0-5
 Berry.....W.....6-4
 Oglethorpe.....L.....1-9
 Georgia.....L.....7-17
 Georgia.....L.....1-5
 Georgia.....L.....2-5
 Fisk.....W.....5-4
 CHATTANOOGA.....W.....9-5
 Kentucky.....L.....1-3
 Kentucky.....L.....1-4
 SEWANEE.....W.....5-2
 AUBURN.....W.....7-6
 AUBURN.....L.....1-2
 Lipscomb.....W.....1-0
 BIRMINGHAM SO.....W.....3-2
 BELMONT.....L.....1-4
 Lipscomb.....W.....5-3
 Sewanee.....L.....2-5
 KENTUCKY.....L.....2-4
 KENTUCKY.....W.....5-1
 LIPSCOMB.....L.....4-7
 MURRAY STATE.....L.....2-4
 Tennessee.....L.....1-4
 Tennessee.....L.....3-9
 Southwestern.....W.....14-3
 FLORIDA.....L.....2-6
 FLORIDA.....L.....5-14
 FLORIDA.....L.....5-15
 MTSU (Home).....W.....3-1
 MTSU (Home).....W.....5-0

1970 (24-16, 5-10)
Coach: Larry Schmittou

WEST VIRGINIA.....L.....2-3
 MEMPHIS CBC.....W.....9-2
 MEMPHIS CBC.....W.....4-2
 KENYON.....W.....16-3
 KENYON.....W.....7-1
 KENTUCKY.....W.....18-6
 KENTUCKY.....L.....2-3
 CALVIN.....L.....3-4
 Western Michigan.....W.....6-5
 Jacksonville.....L.....3-4
 Western Michigan.....W.....5-3
 Jacksonville.....L.....5-6
 Florida.....L.....0-2
 Florida.....W.....4-1
 Florida.....L.....0-2
 Purdue.....W.....3-1
 Murray State.....L.....1-3
 Kentucky.....L.....0-3
 Kentucky.....W.....6-2
 Belmont.....W.....13-7
 UT-Chattanooga.....W.....7-2
 Birmingham So.....W.....5-2
 Auburn.....L.....1-6
 Auburn.....L.....1-2
 Auburn.....L.....0-7
 BELMONT.....W.....2-0
 Tennessee.....L.....6-10
 Tennessee.....L.....6-13
 CHATTANOOGA.....W.....16-0
 TENNESSEE.....L.....1-20
 LIPSCOMB.....W.....10-7
 GEORGIA.....W.....6-2
 GEORGIA.....W.....3-0
 MURRAY STATE.....W.....15-7
 Lipscomb.....W.....11-1
 ARKANSAS.....W.....9-6
 MTSU (Away).....W.....6-3
 MTSU (Away).....W.....9-6
 W. KENTUCKY.....W.....2-0
 W. KENTUCKY.....W.....6-0

1971 (33-19, 10-7)
Coach: Larry Schmittou

MEMPHIS CBC.....W.....2-0
 MEMPHIS CBC.....W.....6-2
 UNION.....L.....7-8
 Belmont.....W.....12-1
 LOUISVILLE (NH).....W.....3-0
 LOUISVILLE (NH).....W.....2-0
 BOWLING GREEN.....W.....13-0
 CALVIN.....W.....5-4
 CALVIN (NH).....W.....13-0
 Central Michigan.....L.....2-7
 William & Mary.....L.....2-3
 St. Leo's.....W.....8-7
 Princeton.....W.....4-0
 Florida Southern.....L.....3-4
 Rollins.....W.....3-2
 William & Mary.....W.....7-3
 Stetson.....L.....4-5
 Princeton.....L.....4-5
 Rollins.....L.....2-5
 Kentucky.....L.....5-13
 Kentucky.....W.....8-6
 KENTUCKY.....W.....6-3
 KENTUCKY.....L.....3-4
 W. KENTUCKY.....W.....10-0
 Purdue.....W.....6-1

YEARLY RESULTS



Murray State	L	1-8
MEMPHIS STATE	W	5-4
TENNESSEE	W	12-1
TENNESSEE	W	7-5
Western Kentucky	W	6-1
Western Kentucky	W	6-1
TENNESSEE STATE	W	5-3
BIRMINGHAM SO.	L	5-10
Tennessee	W	8-3
Tennessee	W	4-3
BELMONT (NH)	W	4-0
Memphis CBC	L	2-4
Memphis State	W	9-8
Lipscomb	W	6-4
Georgia	W	7-3
Georgia	L	5-6
Austin Peay	W	7-3
MURRAY STATE	L	4-7
AUBURN	W	5-1
AUBURN	L	1-6
AUBURN	L	0-9
LIPSCOMB	L	4-11
Union	W	4-2
FLORIDA	W	4-3
FLORIDA	W	13-2
Mississippi State*	L	1-5
MISSISSIPPI STATE*	L	1-3

* SEC Tournament
(NH) No Hitter

1972 (35-15, 13-5) Coach: Larry Schmittou

LOUISVILLE	W	17-1
LOUISVILLE	W	2-1
Tennessee Tech	W	2-0
FSK	W	9-0
Memphis State	L	4-5
EVANSVILLE	W	9-0
EVANSVILLE	W	2-1
MTSU (Home)	W	4-3
AUSTIN PEAY	W	11-6
KENTUCKY	W	15-1
Florida State	W	11-1
Florida State	L	3-4
Florida State	L	4-19
South Alabama	L	2-5
South Alabama	L	4-18
Louisville	W	4-3
Kentucky	W	4-3
Kentucky	W	11-10
TENNESSEE TECH	W	14-1
W. KENTUCKY	W	6-0
Belmont	W	6-5
Tennessee	W	3-2
Tennessee	W	13-12
Austin Peay	W	14-5
LIPSCOMB	W	3-2
Union	W	7-2
Murray State	L	6-8
TENNESSEE	W	4-3
TENNESSEE	L	4-6
SOUTH ALABAMA	L	12-19
SOUTH ALABAMA	W	5-2
Western Kentucky	W	5-4
MURRAY STATE	W	14-8
GEORGIA	W	3-2
GEORGIA	W	8-5
GEORGIA	W	15-0
BELMONT	W	4-3
Birmingham So.	L	4-6
Auburn	W	5-1
Auburn	L	3-7

Auburn	W	6-2
MTSU (Away)	W	12-2
UNION	L	4-7
Lipscomb	L	5-9
Florida	W	2-1
Florida	L	0-3
Florida	W	4-1
S. ILLINOIS	W	2-1
MISSISSIPPI	L	3-5
Mississippi	L	4-5

1973 (36-16, 13-5) Coach: Larry Schmittou

AUSTIN PEAY	W	19-4
Austin Peay	W	21-3
Austin Peay	W	4-1
Tennessee Tech	W	9-3
Tennessee Tech	L	3-7
DePAUW	W	11-2
DePAUW	W	14-7
FSK	W	14-1
MTSU (Home)	L	8-9
LOUISVILLE	W	3-1
LOUISVILLE	W	6-4
KENTUCKY	W	5-2
KENTUCKY	W	22-3
Massachusetts	L	0-2
Hawaii	W	11-2
Southern Cal	W	5-4
Cal-Riverside	W	7-3
Washington State	L	6-2
Stanford	L	0-6
Arizona State	W	6-4
Kentucky	L	1-3
Kentucky	W	7-3
TENNESSEE	W	9-8
MEMPHIS STATE	W	2-0
MEMPHIS STATE	L	5-6
Tennessee	L	1-12
Tennessee	W	5-2
W. KENTUCKY	W	5-4
W. KENTUCKY	W	9-5
LIPSCOMB	W	6-4
N. ILLINOIS	W	2-1
Georgia	W	4-0
Georgia	L	0-6
Georgia	L	1-3
MTSU (Away)	W	4-3
Belmont	L	0-1
AUBURN	W	5-1
AUBURN	W	1-0
AUBURN	L	4-7
BIRMINGHAM SO.	W	16-5
LIPSCOMB	W	4-3
FLORIDA	W	7-0
FLORIDA	W	4-1
FLORIDA	W	9-5
Southern Illinois	L	2-4
Southern Illinois	L	1-3
Alabama*	W	5-1
ALABAMA*	W	13-7
Georgia Southern!	W	6-2
North Carolina State!	W	4-2
Georgia Southern!	L	2-5
Miami, (Fla.)!	L	5-6

* SEC Tournament
! NCAA Playoffs, Starkville, Miss.

1974 (37-22, 11-4) Coach: Larry Schmittou

Columbus	W	9-8
Columbus	W	1-0
LSU (Away)	L	5-10
LSU (Away)	L	7-8
LSU (Away)	W	7-3
LSU (Away)	W	5-3
South Alabama	L	4-5
South Alabama	W	5-2
Florida	L	0-4
Florida	W	1-0
Florida	W	8-3
Valdosta State	W	8-4
Valdosta State	W	8-5
FSK	W	5-4
Miami (Ohio)	L	2-4
Alabama	L	2-12
Miami (Ohio)	W	5-4
Alabama	W	8-7
Miami (Ohio)	W	5-2
Alabama	L	4-5
BELMONT	W	10-9
MTSU (Home)	W	7-1
MTSU (Home)	W	5-4
W. KENTUCKY	W	7-1
W. KENTUCKY	L	3-9
TENNESSEE TECH	W	3-0
TENNESSEE TECH	L	2-3
S. ILL-EDWVILLE	L	2-5
S. ILL-EDWVILLE	W	10-4
KENTUCKY	W	8-7
KENTUCKY	W	4-2
Fisk	W	5-2
Tennessee	W	5-1
Tennessee	L	3-4

Austin Peay	L	4-5
Austin Peay	L	0-7*
LIPSCOMB	L	3-5
TENNESSEE	W	4-3
TENNESSEE	W	11-3
Memphis	W	1-0
Memphis	L	0-3
Lipscomb	L	4-12
GEORGIA	W	5-1
GEORGIA	W	6-3
GEORGIA	W	7-6
SOUTH ALABAMA	L	0-12
BELMONT	W	19-6
Auburn	W	2-1
Auburn	L	2-8
Auburn	L	0-11
AUSTIN PEAY	L	8-10
AUSTIN PEAY	W	4-0
MTSU (Away)	W	5-1
MTSU (Away)	W	4-2
ALABAMA *	W	12-8
Alabama *	W	2-1
East Carolina	W	2-1
Miami (Fla.)	L	1-7
Georgia Southern	L	3-5

* SEC Tournament
o NCAA Playoffs, Starkville, Miss.





YEARLY RESULTS

1975 (30-39, 7-9)

Coach: Larry Schmittou

LSU (Away).....	L.....	4-6
LSU (Away).....	W.....	7-2
LSU (Away).....	L.....	0-10
LSU (Away).....	L.....	1-17
South Alabama.....	L.....	4-14
South Alabama.....	L.....	1-7
Alabama.....	L.....	1-4
Alabama.....	W.....	3-1
Alabama.....	W.....	3-2
Alabama.....	W.....	5-4
Mississippi State.....	W.....	2-1
Iowa.....	L.....	0-6
Mississippi State.....	L.....	0-1
LOUISVILLE.....	L.....	3-5
LOUISVILLE.....	L.....	1-4
OHIO.....	L.....	2-7
FSK.....	W.....	10-3
EVANSVILLE.....	W.....	6-2
EVANSVILLE.....	L.....	3-4
WOOSTER.....	W.....	10-3
OHIO STATE.....	L.....	3-20
OHIO STATE.....	L.....	3-9
KENTUCKY.....	W.....	5-3
WISCONSIN-SUPER.....	W.....	18-1
WISCONSIN-SUPER.....	W.....	17-2
WISCONSIN-SUPER.....	W.....	6-4
MTSU (Away).....	W.....	6-3
Kentucky.....	L.....	4-9
Kentucky.....	W.....	3-0
PROVIDENCE.....	W.....	3-2
PROVIDENCE.....	L.....	0-2
Western Kentucky.....	W.....	8-6
Western Kentucky.....	L.....	4-5
MTSU (Home).....	L.....	2-4
TENNESSEE.....	L.....	1-14
TENNESSEE.....	L.....	3-6
Austin Peay.....	W.....	13-1
Austin Peay.....	W.....	13-4
Lipscomb.....	W.....	6-0
Belmont.....	L.....	3-4
Tennessee.....	L.....	10-11
Tennessee.....	L.....	3-8
SOUTH ALABAMA.....	W.....	9-7
W. KENTUCKY.....	W.....	5-1
W. KENTUCKY.....	W.....	12-4

Georgia.....	L.....	2-6
Georgia.....	L.....	1-6
Georgia.....	W.....	13-3
AUSTIN PEAY.....	W.....	7-2
AUSTIN PEAY.....	L.....	5-6
LIPSCOMB.....	L.....	3-14
BELMONT.....	W.....	7-3
AUBURN.....	W.....	8-5
AUBURN.....	W.....	3-0
AUBURN.....	L.....	3-4
Fisk.....	W.....	12-2
FLORIDA.....	W.....	5-1
FLORIDA.....	W.....	4-1
FLORIDA.....	L.....	2-6

1976 (27-23, 12-12)

Coach: Larry Schmittou

Columbus College.....	L.....	6-14
Columbus College.....	L.....	4-7
Rollins.....	L.....	5-10
Rollins.....	W.....	3-2
Rollins.....	L.....	3-6
Florida.....	W.....	10-5
Florida.....	W.....	5-3
Florida.....	L.....	6-7
WESTERN ILLINOIS.....	W.....	5-3
WESTERN ILLINOIS.....	W.....	4-2
Murray State.....	L.....	3-4
EVANSVILLE.....	W.....	8-6
MIAMI (OHIO).....	L.....	1-3
W. KENTUCKY.....	W.....	8-7
TENNESSEE TECH.....	L.....	4-6
Western Kentucky.....	L.....	7-8
LIPSCOMB.....	W.....	7-3
Georgia.....	W.....	6-3
Georgia.....	W.....	3-1
Georgia.....	L.....	2-8
AUSTIN PEAY.....	W.....	7-6
MTSU (Home).....	W.....	4-1
KENTUCKY.....	L.....	7-14
KENTUCKY.....	L.....	1-6
KENTUCKY.....	W.....	13-8
KENTUCKY.....	W.....	7-4
Union.....	W.....	10-6
BELMONT.....	L.....	4-5
TENNESSEE.....	W.....	8-6
TENNESSEE.....	L.....	3-8
TENNESSEE.....	W.....	11-7
MURRAY STATE.....	W.....	9-4

Lipscomb.....	W.....	7-4
BELLARMINE.....	L.....	7-11
BELLARMINE.....	W.....	8-5
UNION.....	W.....	7-4
Austin Peay.....	W.....	15-4
Belmont.....	W.....	3-1
Kentucky.....	L.....	0-14
Kentucky.....	L.....	0-4
Kentucky.....	W.....	4-3
GEORGIA.....	L.....	4-5
GEORGIA.....	W.....	3-0
GEORGIA.....	W.....	6-0
FLORIDA.....	L.....	2-4
FLORIDA.....	W.....	6-4
FLORIDA.....	W.....	6-3
Tennessee.....	L.....	2-6
Tennessee.....	L.....	1-8
Tennessee.....	L.....	2-3

1977 (25-25-1, 13-12)

Coach: Larry Schmittou

Hawaii.....	L.....	5-7
Hawaii.....	L.....	3-10
Hawaii.....	L.....	3-4
Hawaii.....	L.....	6-7
Hawaii.....	L.....	4-10
Hawaii.....	L.....	3-7
Hawaii.....	W.....	6-1
Hawaii.....	L.....	3-9
Florida.....	L.....	2-7
Florida.....	L.....	1-5
Florida.....	L.....	5-11
MTSU (Home).....	W.....	8-7
OHIO.....	W.....	2-1
OHIO.....	L.....	7-8
OHIO.....	L.....	8-11
Austin Peay.....	W.....	9-2
KENTUCKY.....	W.....	2-1
KENTUCKY.....	W.....	2-1
KENTUCKY.....	W.....	3-0
TREVECCA.....	W.....	8-7
BELMONT.....	W.....	9-3
ST. XAVIER.....	W.....	7-5
MILLIKIN.....	W.....	6-5
Southern Illinois.....	L.....	3-4
Kentucky.....	L.....	6-7
Kentucky.....	W.....	2-1
Kentucky.....	L.....	3-5
Georgia.....	W.....	1-0
Georgia.....	W.....	8-4
Georgia.....	L.....	4-5
MTSU (Away).....	W.....	4-0
Trevecca.....	W.....	4-2
Lipscomb.....	L.....	6-8
TENNESSEE.....	W.....	6-0
TENNESSEE.....	W.....	6-1
TENNESSEE.....	W.....	6-2
W. KENTUCKY.....	L.....	5-7
W. KENTUCKY.....	T.....	3-3
Belmont.....	W.....	7-1
GEORGIA.....	L.....	1-6
GEORGIA.....	W.....	3-1
AUSTIN PEAY.....	L.....	0-7
FLORIDA.....	L.....	5-6
FLORIDA.....	W.....	5-2
FLORIDA.....	W.....	7-4
LIPSCOMB.....	W.....	7-0
Tennessee.....	L.....	0-2
Tennessee.....	L.....	3-5
Tennessee.....	W.....	8-2
Mississippi*.....	L.....	7-9
Mississippi State*.....	L.....	2-15

* SEC Tournament

1978 (31-17, 10-13)


Coach: Larry Schmittou

Florida.....	L.....	1-3
Florida.....	L.....	1-3
Florida.....	L.....	6-8
UNION.....	W.....	15-3
LEWIS.....	W.....	4-3
LEWIS.....	W.....	3-1
TREVECCA.....	W.....	5-1
VIRGINIA TECH.....	L.....	9-17
OKLAHOMA.....	W.....	8-7
BELMONT.....	W.....	8-7
S.E. OKLAHOMA.....	W.....	10-8
MIAMI (OHIO).....	W.....	6-5
LIPSCOMB.....	L.....	5-6
S.E. OKLAHOMA.....	W.....	6-5
ST. MARY'S.....	W.....	6-3
Trevecca.....	W.....	7-5
Kentucky.....	L.....	4-6
Kentucky.....	L.....	0-3
Kentucky.....	W.....	8-3
BELMONT.....	W.....	8-7
Tennessee State.....	W.....	19-6
SO. ILLINOIS.....	W.....	6-5
Georgia.....	W.....	4-2
Georgia.....	L.....	5-22
Georgia.....	W.....	9-4
MTSU (Home).....	W.....	14-8
TENNESSEE STATE.....	W.....	10-9
FLORIDA.....	W.....	2-1
FLORIDA.....	L.....	3-17
FLORIDA.....	L.....	0-6
TENNESSEE.....	W.....	6-3
TENNESSEE.....	L.....	1-11
TENNESSEE.....	W.....	12-6
Lipscomb.....	L.....	3-12
MTSU (Away).....	L.....	3-7
TREVECCA.....	W.....	7-6
GEORGIA.....	L.....	5-7
GEORGIA.....	W.....	4-0
GEORGIA.....	W.....	7-6
EVANSVILLE.....	W.....	11-1
EVANSVILLE.....	W.....	8-3
EVANSVILLE.....	W.....	12-3
KENTUCKY.....	W.....	4-1
KENTUCKY.....	W.....	2-1
LIPSCOMB.....	W.....	12-4
Tennessee.....	L.....	2-3
Tennessee.....	L.....	5-10
Tennessee.....	L.....	4-5

1979 (21-25, 8-14)

Coach: Roy Mewbourne

Hawaii.....	L.....	2-15
Hawaii.....	L.....	5-7
Hawaii.....	L.....	3-4
Hawaii.....	L.....	1-4
Hawaii.....	L.....	2-5
Hawaii.....	L.....	0-9
KENTUCKY.....	L.....	5-10
KENTUCKY.....	W.....	5-3
KENTUCKY.....	L.....	6-16
Trevecca.....	W.....	8-6
Union.....	W.....	14-1
Union.....	W.....	17-2
TENNESSEE STATE.....	L.....	7-16
MTSU (Away).....	L.....	4-8
BELMONT.....	W.....	7-2
WIS.-EAU CLAIRE.....	W.....	11-4
WIS.-EAU CLAIRE.....	W.....	7-0



Vanderbilt Baseball in the 1970s

YEARLY RESULTS



1980 Southeastern Conference Champions

GEORGIA	L	4-5
Aurora (Ill.)	W	10-0
Belmont	W	12-4
LEWIS & CLARK	W	5-4
MTSU (Home)	L	3-11
TENNESSEE STATE	W	15-4
AUSTIN PEAY	W	4-2
Florida	L	2-9
Florida	L	5-6
Florida	W	9-4
Georgia	L	4-8
Georgia	L	3-8
Georgia	W	7-5
TENNESSEE	L	4-8
TENNESSEE	L	1-8
TENNESSEE	W	10-3
TREVECCA	W	9-5
Lipscomb	L	2-8
Kentucky	L	1-3
Kentucky	L	6-7
Kentucky	W	12-9
FLORIDA	W	7-6
FLORIDA	L	2-15
FLORIDA	L	4-5
AUSTIN PEAY	W	11-9
LIPSCOMB	L	3-8
Tennessee	W	7-5
Tennessee	W	5-3
Tennessee	L	0-1

1980 (34-21-1, 13-9) Coach: Roy Mewbourne

Birmingham So.	L	3-7
Davidson	L	2-3
Davidson	W	3-0
Davidson	W	7-3
Central Florida	W	9-3
Rollins	W	11-6
Rollins	L	6-8
Georgia	W	14-9
Georgia	W	11-6
Georgia	L	6-9
FLORIDA	W	6-3
FLORIDA	W	6-4
FLORIDA	W	0-5
GRAND VALLEY	L	5-6
UT-CHATTANOOGA	W	2-1
UT-CHATTANOOGA	W	7-3
GEORGIA	W	6-0
GEORGIA	L	0-3
GEORGIA	L	4-7

TREVECCA	L	4-9
TENNESSEE STATE	W	13-7
MTSU (Away)	L	1-2
Kentucky	L	0-6
Kentucky	W	6-0
WIS-EAU CLAIRE	W	8-0
WIS-EAU CLAIRE	W	12-5
Lipscomb	W	6-5
BELMONT	W	16-0
UAB (Home)	W	9-1
Trevecca	W	7-5
Tennessee	L	1-7
Tennessee	W	10-5
Tennessee	L	6-8
Florida	L	2-3
Florida	L	5-6
Florida	W	13-7
Belmont	L	0-4
Lipscomb	W	9-6
Austin Peay	L	4-8
BIRMINGHAM SO.	W	8-0
TENNESSEE STATE	T	6-6
UAB (Away)	W	6-4
MTSU (Home)	W	13-5
Tennessee	W	2-1
Tennessee	W	9-3
AUSTIN PEAY	L	8-13
KENTUCKY	W	4-2
KENTUCKY	L	5-6
KENTUCKY	W	8-5
Auburn*	L	2-3
Florida*	W	11-7
Mississippi*	W	21-0
Auburn*	W	16-3
Auburn*	W	13-0
Western Kentucky	L	4-15
New Orleans	L	2-8

* SEC Tournament
o NCAA Tournament

1981 (26-25-1, 9-12-1) Coach: Roy Mewbourne

Hawaii	L	5-6
Hawaii	L	2-3
Hawaii	L	1-5
Hawaii	L	0-4
Hawaii	L	4-7
Chaminade	L	1-2
Chaminade	W	6-3
Georgia	W	5-2
Georgia	W	17-8

Georgia	L	9-16
MTSU (Home)	W	15-9
KENTUCKY	W	8-5
KENTUCKY	L	8-11
KENTUCKY	L	4-16
Trevecca	W	8-3
GEORGIA	L	0-4
GEORGIA	W	8-3
Austin Peay	W	9-0*
TENNESSEE STATE	W	19-10
FLORIDA	L	2-17
FLORIDA	W	11-7
FLORIDA	L	9-11
MTSU (Away)	W	7-6
Lipscomb	L	3-10
Murray State	W	12-8
MEMPHIS	W	8-6
MEMPHIS	W	4-3
Birmingham Southern	L	4-6
Tennessee Tech	L	4-6
BELMONT	W	11-5
UT-CHATTANOOGA	W	9-2
UT-CHATTANOOGA	W	13-0
BIRMINGHAM SO.	L	5-8
TREVECCA	W	6-4
Lipscomb	L	4-13
MURRAY STATE	L	6-9
Belmont	L	3-4
Tennessee	W	2-1
Tennessee	W	6-2
UAB (Away)	W	9-8
Florida	L	6-7
Florida	L	1-2
Florida	L	2-11
TENNESSEE TECH	W	7-4
UAB (Home)	W	13-3
TENNESSEE	L	4-7
TENNESSEE	W	9-8
TENNESSEE	W	14-12
AUSTIN PEAY	W	8-6
Kentucky	L	5-7
Kentucky	L	1-4
Kentucky	T	1-1

1982 (28-17-2, 11-12-1) Coach: Roy Mewbourne

Seton Hall	W	7-5
Rollins	L	9-11
Central Florida	T	3-3
Rollins	W	8-2
Central Florida	W	10-4
GEORGIA	W	4-2
GEORGIA	W	13-2
GEORGIA	L	5-17
Kentucky	W	10-3
Kentucky	L	1-2
Kentucky	W	14-4
MTSU (Home)	W	14-7
SE MASS.	W	19-5
FLORIDA	L	1-4
FLORIDA	L	8-25
FLORIDA	T	13-13
Lipscomb	L	4-10
Austin Peay	W	6-1
TENNESSEE	W	8-5
TENNESSEE	L	2-4
TENNESSEE	L	9-14
Memphis	L	3-5
Memphis	L	6-14
MILLIKIN	W	20-0
LIPSCOMB	L	3-4
TENNESSEE STATE	W	14-4
Georgia	L	2-5
Georgia	L	6-7
Georgia	L	7-8
MTSU (Away)	W	5-4
TREVECCA	W	7-0
KENTUCKY	W	4-0
KENTUCKY	W	6-4
KENTUCKY	W	12-3
MURRAY STATE	W	5-4
Tennessee State	W	10-4
Florida	W	5-4
Florida	L	3-4
Florida	L	3-7
BELMONT	W	5-0
UT-CHATTANOOGA	W	9-0
Tennessee	W	7-4
Tennessee	L	0-15
Tennessee	W	13-9
AUSTIN PEAY	W	11-3
Evansville	W	4-3
Evansville	W	3-1



YEARLY RESULTS

1983 (22-23-1, 6-15)

Coach: Roy Mewbourne

Montevallo.....	L.....	4-6
Samford.....	W.....	18-0
UAB (Away).....	W.....	4-2
UAB (Away).....	L.....	4-10
MTSU (Home).....	L.....	10-12
Trevecca.....	T.....	7-7
TENNESSEE.....	L.....	5-14
TENNESSEE.....	W.....	3-2
Rollins.....	W.....	4-3
Virginia Military.....	W.....	6-4
Florida.....	L.....	1-2
Florida.....	L.....	1-3
Florida.....	W.....	8-6
MURRAY STATE.....	L.....	3-7
INDIANA.....	L.....	1-14
INDIANA.....	L.....	3-15
MEMPHIS.....	W.....	12-5
Western Kentucky.....	W.....	3-2
KENTUCKY.....	L.....	3-4
KENTUCKY.....	W.....	9-6
KENTUCKY.....	W.....	4-3
SOUTH ALABAMA.....	W.....	16-9
Belmont.....	W.....	4-3
WISC.-EAU CLAIRE.....	W.....	9-8
Georgia.....	L.....	7-12
Georgia.....	L.....	5-7
Georgia.....	L.....	6-7
TREVECCA.....	L.....	4-7
Tennessee.....	L.....	1-2
Tennessee.....	L.....	1-9
MTSU (Away).....	W.....	6-5
TENNESSEE STATE.....	W.....	9-6
W. KENTUCKY.....	L.....	1-8
FLORIDA.....	L.....	4-5
FLORIDA.....	L.....	0-10
FLORIDA.....	L.....	3-14
LIPSCOMB.....	W.....	8-7
Lipscomb.....	W.....	13-9
Tennessee State.....	W.....	10-3
Tennessee Tech.....	W.....	3-1
Kentucky.....	L.....	0-5
Kentucky.....	L.....	2-4
BELMONT.....	W.....	18-5
GEORGIA.....	W.....	6-0
GEORGIA.....	L.....	2-12
GEORGIA.....	W.....	9-4

1984 (28-17, 9-11)

Coach: Roy Mewbourne

Alabama Christian.....	W.....	14-1
Alabama Christian.....	W.....	11-6
Troy State.....	W.....	12-10
UAB (Away).....	L.....	8-14
GEORGIA.....	W.....	3-2
GEORGIA.....	W.....	4-3
St. Joseph's.....	W.....	17-4
Rollins.....	W.....	7-5
LaSalle.....	W.....	16-7
Florida.....	L.....	4-8
Florida.....	L.....	2-9
Florida.....	L.....	4-7
CUMBERLAND.....	W.....	15-10
KENTUCKY.....	L.....	5-8
KENTUCKY.....	L.....	1-10
TENNESSEE STATE.....	W.....	16-6
Belmont.....	W.....	8-5
EVANSVILLE.....	L.....	1-3
EVANSVILLE.....	W.....	4-3

EVANSVILLE.....	W.....	7-6
TENNESSEE STATE.....	W.....	5-0
Western Kentucky.....	L.....	6-7
TENNESSEE.....	W.....	3-1
TENNESSEE.....	W.....	6-4
TENNESSEE.....	L.....	1-4
MTSU (Home).....	W.....	9-4
Austin Peay.....	W.....	8-3
Trevecca.....	W.....	12-7
Georgia.....	L.....	0-7
Georgia.....	W.....	11-9
Georgia.....	W.....	8-5
BELMONT.....	W.....	16-5
Memphis.....	W.....	8-5
FLORIDA.....	L.....	1-4
FLORIDA.....	L.....	6-17
FLORIDA.....	W.....	10-9
LIPSCOMB.....	L.....	4-12
Kentucky.....	W.....	12-1
Kentucky.....	W.....	4-1
Cumberland.....	W.....	8-7
W. KENTUCKY.....	W.....	8-7
CLEMSON.....	L.....	5-11
MTSU (Away).....	L.....	3-4
Tennessee.....	L.....	1-7
Tennessee.....	L.....	0-2

1985 (35-16, 10-13)

Coach: Roy Mewbourne

Southern Mississippi.....	L.....	12-14
Southern Mississippi.....	L.....	4-5
Southern Mississippi.....	W.....	3-2
MTSU (Home).....	W.....	19-6
CUMBERLAND.....	W.....	10-1
Tennessee.....	L.....	4-12
Tennessee.....	L.....	2-9
Tennessee.....	L.....	0-6
St. Joseph's.....	W.....	10-0
Villanova.....	L.....	3-5
Rollins.....	W.....	6-0
Central Florida.....	W.....	6-5
Tennessee Tech.....	W.....	19-3
Cumberland.....	W.....	12-5
KENTUCKY.....	W.....	4-1
KENTUCKY.....	W.....	8-7
KENTUCKY.....	L.....	4-7
MEMPHIS.....	W.....	11-5
Western Kentucky.....	W.....	16-9
Florida.....	L.....	2-3
Florida.....	L.....	4-5
Florida.....	L.....	5-21
W. KENTUCKY.....	W.....	8-3
LIPSCOMB.....	W.....	19-16
GEORGIA.....	L.....	5-9
GEORGIA.....	L.....	2-3
GEORGIA.....	L.....	4-11
Belmont.....	W.....	21-0
TENNESSEE STATE.....	W.....	7-3
ST. MARY'S.....	W.....	10-9
TENNESSEE.....	W.....	3-1
TENNESSEE.....	W.....	5-0
TENNESSEE.....	W.....	7-2
Murray State.....	W.....	12-7
Tennessee State.....	W.....	12-8
MISSISSIPPI.....	W.....	8-2
MISSISSIPPI.....	W.....	16-2
Evansville.....	W.....	8-2
Evansville.....	W.....	10-0
Kentucky.....	W.....	5-3
Kentucky.....	L.....	2-17
Kentucky.....	L.....	2-4
Lipscomb.....	W.....	16-4

BELMONT.....	W.....	11-3
FLORIDA.....	W.....	4-0
FLORIDA.....	W.....	6-1
MTSU (Away).....	W.....	7-4
AUSTIN PEAY.....	W.....	3-0
Georgia.....	L.....	5-9
Georgia.....	W.....	6-4
Georgia.....	W.....	15-4

1986 (25-29, 9-18)

Coach: Roy Mewbourne

William Carey.....	W.....	6-4
So. Mississippi.....	L.....	1-2
MTSU (Home).....	W.....	10-5
TREVECCA.....	L.....	3-8
Clemson.....	L.....	2-12
Clemson.....	W.....	6-3
Rollins.....	L.....	3-10
St. Joseph's.....	W.....	31-8
Mississippi.....	L.....	3-6
Mississippi.....	L.....	0-2
Mississippi.....	L.....	1-12
TENN. WESLEYAN.....	W.....	12-5
CUMBERLAND.....	W.....	4-1
GEORGIA.....	W.....	9-0
GEORGIA.....	L.....	3-12
GEORGIA.....	L.....	7-12
EVANSVILLE.....	L.....	8-11
EVANSVILLE.....	L.....	10-13
EVANSVILLE.....	W.....	10-0
Mississippi State.....	L.....	2-9
Mississippi State.....	W.....	4-1
Mississippi State.....	W.....	8-4
BIRMINGHAM SO.....	W.....	9-7
Trevecca.....	W.....	11-9
AUBURN.....	L.....	7-11
AUBURN.....	L.....	10-12
AUBURN.....	W.....	11-7
Western Kentucky.....	W.....	6-3
Lipscomb.....	L.....	2-8
TENNESSEE STATE.....	W.....	21-6
Kentucky.....	L.....	2-4
Kentucky.....	L.....	2-6
Kentucky.....	L.....	8-10
MURRAY STATE.....	W.....	8-6
LIPSCOMB.....	W.....	8-2
ALABAMA.....	W.....	9-3
ALABAMA.....	W.....	9-4
ALABAMA.....	W.....	8-7
S. MISSISSIPPI.....	L.....	3-7
S. MISSISSIPPI.....	L.....	3-5
Memphis State.....	L.....	1-9
Tennessee.....	W.....	9-6
Tennessee.....	L.....	1-6
Tennessee.....	L.....	2-11
BELMONT.....	W.....	12-0
Tennessee State.....	L.....	7-8
LSU (Home).....	L.....	4-14
LSU (Home).....	L.....	5-7
LSU (Home).....	W.....	6-4
W. KENTUCKY.....	W.....	13-8
AUSTIN PEAY.....	W.....	8-4
Florida.....	L.....	2-4
Florida.....	L.....	2-3
Florida.....	L.....	0-11

1987 (27-25, 7-20)

Coach: Roy Mewbourne

Faulkner.....	W.....	11-10
Faulkner.....	W.....	13-2
MTSU (HOME).....	W.....	11-2
TREVECCA.....	W.....	11-2

Penn State.....	W.....	5-4
Rollins.....	W.....	12-7
Eastern Michigan.....	W.....	6-1
TENNESSEE TEMP.....	W.....	14-1
BELMONT.....	W.....	12-3
INDIANA STATE.....	L.....	7-10
MISSISSIPPI.....	L.....	3-5
MISSISSIPPI.....	W.....	4-3
MISSISSIPPI.....	W.....	8-7
MEMPHIS STATE.....	W.....	12-10
CUMBERLAND.....	W.....	11-7
Georgia.....	L.....	3-4
Georgia.....	W.....	14-9
Georgia.....	L.....	6-8
MURRAY STATE.....	L.....	7-9
MISSISSIPPI STATE.....	W.....	7-5
MISSISSIPPI STATE.....	L.....	3-9
MISSISSIPPI STATE.....	W.....	14-13
Evansville.....	L.....	1-8
Evansville.....	L.....	7-8
Auburn.....	L.....	2-3
Auburn.....	L.....	4-8
Auburn.....	L.....	7-14
Western Kentucky.....	W.....	11-5
Lipscomb.....	W.....	6-5
KENTUCKY.....	L.....	6-9
KENTUCKY.....	L.....	3-11
KENTUCKY.....	L.....	1-5
S.C. SPARTANBURG.....	W.....	14-3
Alabama.....	L.....	4-5
Alabama.....	L.....	3-9
Alabama.....	L.....	2-10
W. KENTUCKY.....	W.....	6-0
LIPSCOMB.....	W.....	8-6
TENNESSEE STATE.....	W.....	20-7
TENNESSEE.....	L.....	3-6
TENNESSEE.....	L.....	1-4
TENNESSEE.....	W.....	10-5
AUSTIN PEAY.....	W.....	12-11
TENNESSEE TECH.....	L.....	14-9
LSU (Away).....	L.....	0-1
LSU (Away).....	W.....	4-2
LSU (Away).....	L.....	8-11
MTSU (Away).....	W.....	8-3
FLORIDA.....	L.....	5-11
FLORIDA.....	L.....	2-9
FLORIDA.....	L.....	6-8

1988 (30-23, 11-16)

Coach: Roy Mewbourne

TREVECCA.....	L.....	5-6
Memphis St.....	L.....	6-7
Samford.....	W.....	7-3
UAB (Away).....	W.....	4-3
TENNESSEE TECH.....	W.....	8-7
CUMBERLAND.....	W.....	9-5
AUBURN.....	W.....	2-0
AUBURN.....	W.....	5-4
AUBURN.....	L.....	3-10
Western Illinois.....	W.....	9-3
Valparaiso.....	W.....	14-6
Western Florida.....	W.....	8-7
Southern Mississippi.....	L.....	2-4
Southern Mississippi.....	W.....	5-3
EVANSVILLE.....	L.....	5-6
EVANSVILLE.....	L.....	3-4
Mississippi.....	L.....	2-4
Mississippi.....	W.....	5-4
Mississippi.....	W.....	8-7
CINCINNATI.....	W.....	11-5
CINCINNATI.....	W.....	7-6
GEORGIA.....	L.....	5-10

YEARLY RESULTS



GEORGIA	L	4-11
GEORGIA	W	9-8
SAMFORD	W	18-9
Lipscomb	W	10-2
Mississippi State	L	0-4
Mississippi State	L	7-8
Mississippi State	W	18-9
W. KENTUCKY	W	6-5
UAB (Home)	W	14-5
Kentucky	L	3-7
Kentucky	L	10-12
Kentucky	L	4-6
MURRAY STATE	W	9-1
Western Kentucky	W	10-6
ALABAMA	W	8-4
ALABAMA	L	3-4
ALABAMA	W	27-8
CUMBERLAND	W	13-8
MTSU (Away)	L	8-9
Tennessee	L	1-4
Tennessee	W	9-0
Tennessee	L	9-10
Austin Peay	W	4-3
LIPSCOMB	L	2-4
LSU (Home)	W	5-4
LSU (Home)	W	3-2
LSU (Home)	L	1-5
MTSU (Home)	W	12-11
Florida	L	1-3
Florida	L	0-1
Florida	L	7-8

1989 (31-21-2, 11-15-1) Coach: Roy Mewbourne

Faulkner	W	12-1
Faulkner	L	6-7
UAB (Away)	W	7-5
TENNESSEE TECH	W	5-2
CUMBERLAND	W	6-5
Auburn	W	6-1
Auburn	L	1-3
Auburn	L	5-8
Oklahoma	L	2-5
Notre Dame	W	11-2
Columbia	W	12-3
Indiana	L	7-10
BELMONT	W	13-7
SE MISSOURI	W	21-7
VALPARAISO	W	8-5
MISSISSIPPI	W	9-8
MISSISSIPPI	W	3-1
MISSISSIPPI	T	9-9
Austin Peay	W	7-6
Austin Peay	T	7-7
Georgia	L	0-8
Georgia	L	2-3
Georgia	W	9-5
TENNESSEE STATE	W	9-5
TREVECCA	L	7-8
MISSISSIPPI STATE	W	19-4
MISSISSIPPI STATE	L	5-8
MISSISSIPPI STATE	L	8-10
Evansville	W	8-4
Evansville	W	4-0
KENTUCKY	L	5-9
KENTUCKY	W	4-1
KENTUCKY	W	5-1
W. KENTUCKY	W	5-4
Belmont	W	16-2
UAB (Home)	W	12-2
Alabama	W	8-7
Alabama	L	3-6

Alabama	L	3-5
LIPSCOMB	W	20-6
Western Kentucky	W	9-7
MURRAY STATE	W	17-7
TENNESSEE	W	10-7
TENNESSEE	W	7-6
TENNESSEE	W	8-7
MTSU (Away)	L	3-12
MEMPHIS	W	16-5
LSU (Away)	L	4-8
LSU (Away)	L	10-12
LSU (Away)	W	9-2
MTSU (Home)	L	3-5
FLORIDA	L	4-8
FLORIDA	L	7-14
FLORIDA	L	3-9

1990 (28-30, 12-13) Coach: Roy Mewbourne

TREVECCA	W	8-0
Armstrong State	L	1-10
Army	W	7-3
Louisville	W	8-7
AUSTIN PEAY	L	7-10
MURRAY STATE	W	5-1
Rice	L	3-4
New York Tech	W	11-2
Rice	L	0-5
Houston	L	4-12
Memphis	L	2-12
VALPARAISO	W	21-9
TENNESSEE	W	8-7
TENNESSEE	L	4-5
TENNESSEE	L	9-11
CINCINNATI	W	10-3
CINCINNATI	W	13-5
Florida	L	5-7
Florida	W	10-8
Florida	L	9-13
SAMFORD	L	4-16
Western Kentucky	L	7-9
INDIANA STATE	L	8-13
GEORGIA	W	5-1
GEORGIA	W	7-2
GEORGIA	L	11-12
W. KENTUCKY	L	7-9
Austin Peay	L	12-15
Kentucky	L	2-14
Kentucky	W	4-3
Kentucky	W	6-2
MTSU (Away)	L	6-9
UAB (Home)	L	4-6
AUBURN	L	5-15
AUBURN	W	8-2
EVANSVILLE	L	1-13
EVANSVILLE	W	4-2
Tennessee State	W	5-1
Mississippi State	W	4-2
Mississippi State	L	6-8
Mississippi State	L	4-12
MTSU (Home)	L	2-8
Lipscomb	W	10-6
TENNESSEE STATE	W	11-7
Mississippi	W	6-5
Mississippi	W	2-0
Mississippi	L	3-6
LSU (Home)	L	5-7
LSU (Home)	W	4-3
LSU (Home)	L	3-7
Murray State	W	15-11
UAB (Away)	W	1-0
Alabama	L	1-11

Alabama	W	6-2
Georgia*	W	6-3
Auburn*	W	4-3
LSU*	L	5-13
Mississippi State*	L	9-17

* SEC Tournament

1991 (29-27, 8-19) Coach: Roy Mewbourne

Samford	L	3-7
The Citadel	W	8-1
Wake Forest	W	7-6
Armstrong State	L	2-6
AUSTIN PEAY	W	7-4
TENNESSEE STATE	W	24-9
ANDERSON	W	15-6
ST. JOSEPH'S	W	4-1
BOSTON COLLEGE	W	23-13
Rollins	L	0-1
VALPARAISO	W	24-0
BELMONT	W	14-1
Tennessee	L	5-12
Tennessee	L	3-5
Tennessee	W	12-9
Tennessee State	L	0-9
BUTLER	W	9-0
BUTLER	W	6-5
BUTLER	W	11-5
FLORIDA	L	8-15
FLORIDA	L	2-8
FLORIDA	W	5-4
W. KENTUCKY	L	7-11
SAMFORD	W	15-2
TREVECCA	W	11-3
Georgia	L	3-8
Georgia	L	1-2
Georgia	L	6-7
Lipscomb	W	11-3
Western Kentucky	L	2-6
KENTUCKY	W	9-7
KENTUCKY	W	8-4
KENTUCKY	L	4-10
MTSU (Away)	W	9-6
UAB (Home)	W	6-2
Auburn	W	9-7
Auburn	L	1-3
Auburn	L	5-6
LIPSCOMB	L	7-10
Evansville	L	3-10
Evansville	W	2-0
MISSISSIPPI STATE	L	3-8
MISSISSIPPI STATE	L	3-8
MISSISSIPPI STATE	L	2-7
Austin Peay	W	19-5
MTSU (Home)	W	22-4
MISSISSIPPI	L	3-10
MISSISSIPPI	L	4-12
MISSISSIPPI	W	8-3
TENNESSEE TECH	W	6-5
LSU (Away)	L	5-21
LSU (Away)	L	5-8
LSU (Away)	W	11-6
UAB (Away)	L	2-7
ALABAMA	W	7-6
ALABAMA	L	4-11
ALABAMA	L	5-9

1992 (29-24-1, 11-12) Coach: Roy Mewbourne

Samford	W	9-6
UAB (Away)	L	6-7
TREVECCA	W	14-4
South Carolina State	W	14-5
Armstrong State	L	3-9
The Citadel	L	1-3
Eastern Kentucky	L	1-4
Ball State	W	11-10
Mercer	W	14-1
CENTRAL FLORIDA	L	5-9
ROLLINS	L	5-10
INDIANA STATE	W	3-1
VALPARAISO	W	14-9
BUTLER	W	6-1
BUTLER	W	10-6
UAB (HOME)	W	9-6
Western Kentucky	L	3-6
MISSISSIPPI	L	3-13
MISSISSIPPI	W	4-3
SAMFORD	W	12-10
AUSTIN PEAY	T	3-3
Alabama	L	5-6
Alabama	W	4-3
Alabama	W	19-16
W. KENTUCKY	L	10-13
Memphis	L	2-9
Mississippi State	L	5-11
Mississippi State	L	6-10
Mississippi State	L	1-2
MTSU (Home)	W	5-4
AUSTIN PEAY	L	6-9
FLORIDA	L	10-11
FLORIDA	W	5-4
FLORIDA	W	6-4
EVANSVILLE	W	15-1
EVANSVILLE	W	5-1
SOUTH CAROLINA	L	1-21
SOUTH CAROLINA	L	5-7
SOUTH CAROLINA	L	7-18
MTSU (Away)	W	4-2
LIPSCOMB	W	12-6
Kentucky	W	8-6
Kentucky	W	6-4
Kentucky	L	2-13
TENNESSEE STATE	W	5-4
Tennessee	W	5-4
Tennessee	W	2-1
Tennessee	L	4-10
Austin Peay	W	11-8
GEORGIA	W	17-9
GEORGIA	L	2-1
GEORGIA	L	7-8
LSU*	L	2-7
South Carolina*	L	1-14

* SEC Tournament



YEARLY RESULTS

1993 (32-23-1, 11-15-1)

Coach: Roy Mewbourne

Samford	W	8-5
UAB (Away)	L	5-11
TREVECCA	W	10-3
Mercer	W	7-6
Mercer	W	15-3
Mercer	W	9-4
Hofstra	W	6-1
Central Florida	W	1-0
Rollins	W	10-4
St. Joseph's	W	4-3
LIPSCOMB	W	5-4
MURRAY STATE	W	10-6
MOREHEAD STATE	L	5-6
UT-MARTIN	W	11-5
MOREHEAD STATE	W	5-3
MICHIGAN STATE	L	17-22
MICHIGAN STATE	L	1-5
MICHIGAN STATE	L	8-17
W. KENTUCKY	W	17-3
Mississippi	L	1-2
Mississippi	W	4-3
Mississippi	W	11-8
Tennessee State	L	4-5
MEMPHIS	W	10-5
ALABAMA	L	4-6
ALABAMA	L	6-8
ALABAMA	W	7-5
SAMFORD	W	13-8
Austin Peay	L	4-12
MISSISSIPPI STATE	L	4-9
MISSISSIPPI STATE	W	10-8
MISSISSIPPI STATE	L	7-8
Florida	L	1-12
Florida	L	0-6
Florida	W	15-12
MTSU (Away)	W	10-4
South Carolina	L	1-6
South Carolina	L	0-4
South Carolina	W	8-7
MTSU (Home)	W	6-4
KENTUCKY	L	5-11
KENTUCKY	L	8-24
KENTUCKY	T	4-4
TENNESSEE STATE	W	5-2
Murray State	W	8-4
TENNESSEE	W	9-8
TENNESSEE	L	0-6
TENNESSEE	L	6-12
AUSTIN PEAY	W	7-4
W. KENTUCKY	L	10-11
Georgia	W	4-1
Georgia	W	7-2
Georgia	W	9-8
Tennessee*	L	4-7
South Carolina*	W	11-7
Tennessee*	L	5-11

* SEC Tournament

1994 (28-30, 10-20)

Coach: Roy Mewbourne

E. MICHIGAN	W	11-0
E. MICHIGAN	L	5-6
Lipscomb	W	11-6
MURRAY STATE	W	6-4
VALPARAISO	W	15-3
TREVECCA	W	14-4
St. Bonaventure	W	14-1
Illinois-Chicago	L	6-7

Illinois-Chicago	W	13-4
Central Florida	W	7-3
St. Joseph's	W	12-0
MOREHEAD STATE	W	9-0
WEST VIRGINIA	W	10-1
WEST VIRGINIA	L	3-5
WEST VIRGINIA	L	1-10
BUTLER	W	4-0
LIPSCOMB	W	19-7
W. KENTUCKY	W	7-0
LSU (Away)	L	4-10
LSU (Away)	L	7-16
LSU (Away)	L	3-4
Memphis	L	1-6
TENNESSEE TECH	L	2-4
ARKANSAS	L	0-6
ARKANSAS	L	7-12
ARKANSAS	L	5-7
Austin Peay	L	4-5
Auburn	L	3-5
Auburn	L	7-20
Auburn	L	3-10
EVANSVILLE	W	9-3
EVANSVILLE	W	9-8
FLORIDA	L	9-10
FLORIDA	L	5-6
FLORIDA	W	14-2
SAMFORD	W	12-4
SOUTH CAROLINA	L	6-8
SOUTH CAROLINA	L	6-16
SOUTH CAROLINA	L	7-9
MTSU (Away)	L	9-10
AUSTIN PEAY	L	5-9
Kentucky	W	4-3
Kentucky	W	10-5
Kentucky	L	10-11
Tennessee	L	2-8
Tennessee	L	1-9
Tennessee	L	6-10
UAB (Away)	L	12-13
Western Kentucky	W	9-1
GEORGIA	W	15-11
GEORGIA	W	8-7
GEORGIA	W	10-5
Tennessee*	L	12-20
Florida*	W	15-7
Kentucky*	W	15-6
Georgia*	W	6-1
Tennessee*	W	4-1
Tennessee*	L	3-6

* SEC Tournament

1995 (26-30, 8-19)

Coach: Roy Mewbourne

UAB (Away)	L	2-6
SAMFORD	W	19-4
MURRAY STATE	W	18-4
Birmingham So.	W	13-4
Samford	L	2-3
UAB (Away)	L	14-16
LIPSCOMB	W	9-2
MARSHALL	W	7-4
North Florida	L	0-2
Illinois-Chicago	L	0-5
Central Florida	L	5-9
Xavier	L	8-22
West Virginia	W	11-6
TREVECCA	W	9-5
EASTERN ILLINOIS	W	3-2
MOREHEAD STATE	L	1-3
MOREHEAD STATE	W	13-3
ETSU (Home)	W	7-2



Head Coach Roy Mewbourne retired following the 2002 season, ending his Vanderbilt career as the

ETSU (Home)	W	10-1
LSU (Home)	L	1-9
LSU (Home)	W	6-4
LSU (Home)	L	3-14
Austin Peay	W	9-4
MEMPHIS	L	3-5
Arkansas	L	7-10
Arkansas	L	5-15
Arkansas	W	7-6
MTSU (Home)	W	2-1
AUBURN	L	3-15
AUBURN	L	12-13
AUBURN	L	5-11
Evansville	W	7-5
Florida	L	0-3
Florida	L	8-9
Florida	L	1-10
AUSTIN PEAY	W	4-2
South Carolina	L	3-4
South Carolina	L	2-9
South Carolina	W	3-0
MTSU (Away)	W	8-3
LOUISVILLE	W	13-0
KENTUCKY	L	5-9
KENTUCKY	W	8-2
KENTUCKY	L	5-8
UT-MARTIN	L	9-11
TENNESSEE	W	7-6
TENNESSEE	L	5-8
TENNESSEE	L	3-16
Western Kentucky	L	6-7
W. KENTUCKY	W	12-1
Georgia	W	11-6
Georgia	L	5-6
Tennessee*	W	9-4
Florida*	W	4-2
Kentucky*	L	6-9
Tennessee*	L	3-4

* SEC Tournament

1996 (29-25, 14-16)

Coach: Roy Mewbourne

TREVECCA	W	9-5
MURRAY STATE	W	10-6
PURDUE	L	6-13
PURDUE	W	10-6
PURDUE	W	2-1
KENT	L	8-12

KENT	W	8-5
KENT	L	6-7
Tennessee Tech	L	2-4
Xavier	L	2-3
North Florida	W	8-6
Central Florida	W	5-3
West Virginia	L	6-8
LSU (Home)	L	0-15
LSU (Home)	W	3-2
LSU (Home)	L	4-14
WIS.-MILWAUKEE	W	8-1
Arkansas	W	5-2
Arkansas	L	3-6
Arkansas	L	11-16
Mississippi	L	1-4
Mississippi	W	8-6
Mississippi	W	6-2
Austin Peay	L	5-17
ALABAMA	W	5-0
ALABAMA	L	13-14
ALABAMA	L	11-14
Western Kentucky	L	2-3
Mississippi State	L	4-8
Mississippi State	W	6-4
Mississippi State	L	3-9
MTSU (Away)	W	5-2
AUSTIN PEAY	L	4-5
Florida	W	8-6
Florida	L	3-9
Florida	W	14-11
EVANSVILLE	W	9-3
EVANSVILLE	W	17-9
SOUTH CAROLINA	W	10-6
SOUTH CAROLINA	W	16-10
SOUTH CAROLINA	L	7-8
Western Kentucky	L	2-3
KENTUCKY	W	11-0
KENTUCKY	W	7-2
KENTUCKY	L	7-17
MTSU (Home)	W	7-6
Tennessee	L	5-12
Tennessee	L	3-7
Tennessee	L	4-9
Memphis	W	9-6
GEORGIA	W	5-4
GEORGIA	L	4-5
GEORGIA	W	7-4
Mississippi State*	L	5-8

YEARLY RESULTS



* SEC Tournament

1997 (31-24, 14-16)* Coach: Roy Mewbourne

* Vanderbilt forfeited 30 games due to an ineligible player.

TREVECCA	W	8-0
UAB (Home)	W	6-5
SAMFORD	W	7-4
UT-MARTIN	W	8-3
INDIANA	L	6-7
INDIANA	W	17-5
IUPUI	W	19-1
vs. Central Florida	L	2-9
vs. South Alabama	L	2-6
vs. Troy State	W	7-5
UAB (Away)	W	14-2
Samford	W	7-6
LSU (Away)	L	5-19
LSU (Away)	L	7-8
LSU (Away)	L	3-7
JACKSONVILLE ST.	L	4-6
ARKANSAS	L	4-13
ARKANSAS	W	13-10
ARKANSAS	L	5-18
MURRAY STATE	L	8-9
MISSISSIPPI	W	15-5
MISSISSIPPI	W	13-6
MISSISSIPPI	W	8-6
W. KENTUCKY	W	10-5
Alabama	L	2-8
Alabama	L	3-6
Alabama	L	2-14
Evansville	L	8-12
Evansville	L	4-5
MISSISSIPPI STATE	L	5-15
MISSISSIPPI STATE	L	13-25
MISSISSIPPI STATE	W	7-6
Austin Peay	W	11-5
W. Kentucky	W	16-6
FLORIDA	W	12-7
FLORIDA	W	14-9
FLORIDA	W	12-6
AUSTIN PEAY	W	11-5
LIPSCOMB	W	10-5
South Carolina	W	15-9
South Carolina	L	5-7
South Carolina	L	9-10
TENNESSEE	L	2-11
TENNESSEE	W	10-9
TENNESSEE	W	12-9
MTSU (Home)	W	5-4
MTSU (Home)	W	10-9

Kentucky	W	11-10
Kentucky	W	7-4
Kentucky	L	2-3
Memphis	L	4-6
Murray State	W	15-3
Georgia	L	5-9
Georgia	W	6-2
Georgia	L	2-5

1998 (25-28, 6-24) Coach: Roy Mewbourne

LIPSCOMB	W	12-4
BELMONT	W	11-0
UAB (Away)	W	11-8
UAB (Home)	W	1-0
INDIANA	W	8-7
INDIANA	W	6-5
SAMFORD	W	14-5
KENT STATE	W	4-1
KENT STATE	W	9-3
KENT STATE	W	13-8
Samford	L	5-7
TENNESSEE TECH	W	21-15
KENTUCKY	W	14-2
KENTUCKY	W	7-5
KENTUCKY	L	9-13
VALPARAISO	W	16-7
Arkansas	L	3-5
Arkansas	L	4-10
Arkansas	W	9-4
YALE	W	4-0
Florida	L	1-12
Florida	L	1-8
Florida	L	1-6
Tennessee Tech	L	11-12
MURRAY STATE	W	14-13
GEORGIA	L	9-11
GEORGIA	L	15-18
GEORGIA	L	3-8
MTSU (Away)	W	13-10
Auburn	L	1-12
Auburn	L	6-8
Auburn	L	3-8
W. KENTUCKY	W	14-7
LSU (Home)	L	3-5
LSU (Home)	L	4-6
LSU (Home)	W	8-7
EVANSVILLE	W	9-6
EVANSVILLE	W	21-11
Mississippi	W	11-9
Mississippi	L	2-3
Mississippi	L	1-5
Western Kentucky	L	10-13

SOUTH CAROLINA	L	4-20
SOUTH CAROLINA	L	3-4
SOUTH CAROLINA	L	5-14
MTSU (Home)	W	12-6
ALABAMA	L	2-15
ALABAMA	W	11-6
ALABAMA	L	8-9
Austin Peay	L	8-9
Tennessee	L	6-12
Tennessee	L	10-11
Tennessee	L	6-14

1999 (22-33, 8-22) Coach: Roy Mewbourne

UT-MARTIN	W	3-2
BELMONT	L	1-2
UAB (Home)	W	13-2
vs. Baylor	L	4-10
Houston	L	3-4
vs. Oklahoma	W	7-2
TENNESSEE TECH	W	11-6
PURDUE	W	13-5
PURDUE	W	11-6
PURDUE	W	10-7
BELMONT	W	7-6
vs. W. Virginia	W	9-2
vs. Northwestern	L	6-7
vs. Wake Forest	L	2-3
UAB (Away)	L	7-12
Kentucky	W	3-2
Kentucky	W	9-4
Kentucky	L	1-4
ROCKHURST	L	5-8
AUBURN	L	2-4
AUBURN	L	5-6
AUBURN	L	2-8
Tennessee Tech	W	12-8
Western Kentucky	W	7-4
South Carolina	L	8-15
South Carolina	L	2-12
South Carolina	L	2-3
MISSISSIPPI	L	6-7
MISSISSIPPI	L	5-13
MISSISSIPPI	W	11-8
Evansville	L	9-10
Evansville	W	11-2
LSU (Away)	W	11-2
LSU (Away)	L	2-10
LSU (Away)	L	2-9
MEMPHIS	L	4-6
MTSU (Away)	W	5-3
ARKANSAS	W	6-5
ARKANSAS	L	2-5

ARKANSAS	L	7-10
MTSU (Home)	L	9-12
Austin Peay	L	6-9
Georgia	W	14-5
Georgia	L	1-9
Georgia	L	10-11
FLORIDA	L	4-5
FLORIDA	L	6-17
FLORIDA	L	7-10
AUSTIN PEAY	W	7-6
Alabama	L	3-9
Alabama	L	13-22
Alabama	L	5-14
TENNESSEE	W	5-3
TENNESSEE	L	4-12
TENNESSEE	W	9-8

2000 (21-33, 5-24) Coach: Roy Mewbourne

BELMONT	L	4-7
PURDUE	W	6-2
PURDUE	L	1-4
PURDUE	L	3-4
UAB (Home)	W	6-4
LOUISVILLE	W	18-5
LOUISVILLE	W	6-5
LOUISVILLE	W	9-5
SAMFORD	L	7-13
Troy State	W	8-5
vs. Connecticut	W	8-2
Troy State	L	16-11
Samford	L	2-3
UAB	L	2-12
Mississippi State	L	5-7
Mississippi State	L	7-10
Mississippi State	L	0-8
YALE	W	22-5
VALPARAISO	W	12-1
LSU (Home)	L	0-6
LSU (Home)	L	4-17
Memphis	L	1-5
Mississippi	L	0-4
Mississippi	L	5-7
Mississippi	W	3-2
Belmont	W	21-5
Austin Peay	W	5-3
Florida	W	7-4
Florida	L	2-5
Florida	L	6-10
Austin Peay	L	10-13
W. Kentucky	W	9-3
Georgia	L	7-15
Georgia	W	10-7
Georgia	W	14-13
EVANSVILLE	W	10-3
SOUTH CAROLINA	L	5-14
SOUTH CAROLINA	L	1-2
SOUTH CAROLINA	L	3-7
MTSU (Away)	L	8-9
Auburn	L	1-5
Auburn	W	9-8
Auburn	L	8-10
W. KENTUCKY	W	16-10
ALABAMA	L	2-11
ALABAMA	L	4-10
ALABAMA	L	4-14
MTSU (Home)	W	9-4
Tennessee	L	4-6
Tennessee	L	5-15
Tennessee	L	1-3
KENTUCKY	L	5-9
KENTUCKY	L	3-7



Hawkins Field was dedicated to former Commodore Bill Hawkins in 2002.



YEARLY RESULTS

KENTUCKY.....L.....1-11

2001 (24-31, 9-21) Coach: Roy Mewbourne

BELMONT.....W.....5-3
UT-Martin.....W.....5-0
Birmingham So.....L.....3-7
UAB (Home).....W.....4-3
Bradley.....L.....4-6
Bradley.....W.....14-3
Bradley.....W.....10-9
at Belmont.....W.....7-1
Tenn. TECH.....W.....10-3
St. John's*.....W.....7-2 (10)
Purdue*.....W.....19-2
Troy State *.....W.....3-1
UAB (Away).....L.....1-6
Samford.....L.....2-3
Alabama.....W.....12-4
Alabama.....L.....4-16
Alabama.....W.....7-6 (10)
Tenn. Tech.....W.....9-7
Mississippi State.....W.....4-3
Mississippi State.....L.....2-7
Mississippi State.....W.....3-2
Samford.....L.....1-9
South Carolina.....L.....1-4
South Carolina.....L.....1-7
South Carolina.....L.....1-13
Austin Peay.....L.....5-7
Western Ky.....W.....6-5
Florida.....L.....6-9 (10)
Florida.....L.....0-1
Florida.....L.....5-9
Middle Tennessee.....L.....3-19
Auburn.....L.....2-12
Auburn.....L.....11-18
Auburn.....W.....8-6
Evansville.....L.....4-22

Evansville.....L.....3-10
Kentucky.....L.....4-6
Kentucky.....W.....10-8
Kentucky.....L.....1-7
Memphis.....W.....10-6
LSU (Away).....W.....7-5
LSU (Away).....L.....2-7
LSU (Away).....L.....2-18
Treveca.....W.....6-5
Ole Miss.....L.....6-17
Ole Miss.....L.....8-9
Ole Miss.....W.....7-3
Austin Peay.....L.....3-9
Georgia.....L.....4-5
Georgia.....L.....5-6 (13)
Georgia.....L.....6-7
Middle Tenn.....W.....9-8
Tennessee.....W.....12-8
Tennessee.....L.....8-11 (10)
Tennessee.....L.....3-5 (11)

* Wiregrass Baseball Classic; Dothan, Ala.

2002 (24-27, 7-21) Coach: Roy Mewbourne

TENNESSEE TECH.....W.....6-4
WEST VIRGINIA.....W.....7-6
WEST VIRGINIA.....W.....10-5
LIPSCOMB.....W.....6-3
Louisville.....L.....1-6
Louisville.....L.....3-12
Louisville.....W.....6-5
CONNECTICUT.....W.....11-5
IOWA.....W.....2-1
Campbell*.....W.....7-3
at Central Florida.....W.....7-2
at Central Florida.....L.....3-4 (11)
Temple#.....W.....10-6
BELMONT.....W.....10-7
at LSU.....L.....0-6

at LSU.....W.....9-2
at LSU.....W.....8-7
GEORGIA.....L.....4-14
GEORGIA.....L.....7-9
GEORGIA.....L.....3-11
Tennessee Tech.....L.....7-12
ARKANSAS.....W.....4-3
Western Kentucky.....L.....6-13
Ole Miss.....L.....1-6
Ole Miss.....L.....9-10 (10)
Austin Peay.....W.....6-5
SOUTH CAROLINA.....L.....5-7
SOUTH CAROLINA.....L.....1-10
SOUTH CAROLINA.....L.....13-20
Evansville.....W.....5-4
Evansville.....W.....14-3 (5)
Florida.....L.....7-13
Florida.....L.....7-8
Florida.....L.....3-7
MIDDLE TENN.....W.....5-2
Mississippi St.....L.....4-6
Mississippi St.....L.....4-12
Mississippi St.....W.....4-0
AUSTIN PEAY.....L.....0-5
Auburn.....L.....5-6
Auburn.....L.....5-6
Auburn.....L.....6-7 (10)
Western Ky.....W.....10-9
KENTUCKY.....W.....3-1
KENTUCKY.....L.....7-19
KENTUCKY.....W.....17-4
Middle Tennessee.....W.....4-3 (10)
Tennessee.....L.....4-5 (12)
Tennessee.....W.....7-5
Tennessee.....L.....9-10

* Jacksonville, Fla.

Orlando, Fla.

2003 (27-28, 14-16) Coach: Tim Corbin

Old Dominion#.....L.....0-2
The Citadel#.....W.....4-3
ETSU.....W.....5-4
CINCINNATI.....W.....5-4
CINCINNATI.....W.....3-1
CINCINNATI.....L.....2-7
BELMONT.....L.....0-1
TREVECCA.....W.....4-0
RUTGERS.....W.....3-2 (12)
KENT STATE.....L.....4-6
KANSAS.....L.....2-4
Central Michigan\$.....W.....19-2
Jacksonville.....W.....5-2 (11)
Michiagn State\$.....W.....5-4
Notre Dame\$.....L.....1-3 (10)
Lipscomb.....W.....6-5
Mississippi State.....L.....4-5 (13)
Mississippi State.....W.....4-3
Mississippi State.....L.....1-9
Lipscomb.....W.....5-2
OLE MISS.....W.....2-1 (11)
OLE MISS.....L.....0-3
OLE MISS.....L.....1-3
South Carolina.....L.....0-2
South Carolina.....L.....7-11 (10)
South Carolina.....L.....3-8
Western Kentucky.....L.....4-11
Florida.....W.....2-1
Florida.....W.....4-2
Florida.....W.....4-1
Evansville.....L.....7-12

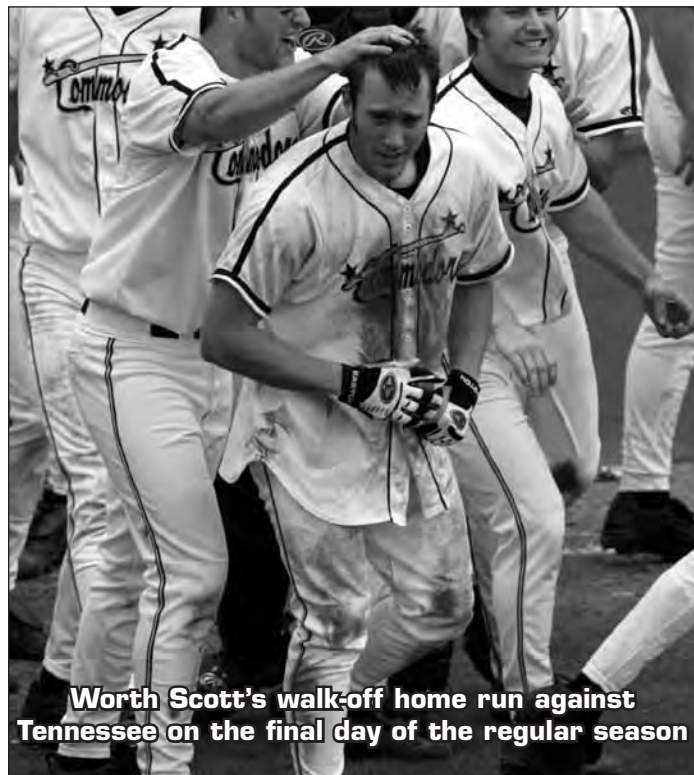
Arkansas.....W.....6-4
Arkansas.....L.....7-17
Arkansas.....L.....5-8
Middle Tennessee.....L.....5-9
LSU.....W.....4-2
LSU.....W.....5-4 (10)
LSU.....L.....2-9
AUSTIN PEAY.....W.....3-2 (11)
AUBURN.....W.....7-4
AUBURN.....L.....4-7
AUBURN.....W.....3-0
Georgia.....L.....2-4
Georgia.....L.....2-3
Georgia.....L.....1-4
Western Ky.....W.....4-0 PG
Kentucky.....W.....7-5
Kentucky.....L.....1-5
Kentucky.....L.....5-6 (10)
MIDDLE TENN.....L.....2-4
TENNESSEE.....W.....7-4
TENNESSEE.....W.....9-1
TENNESSEE.....W.....6-5
Auburn*.....L.....1-3
South Carolina*.....L.....2-3

ESPN Radio Shootout (Charleston, S.C.)

\$ - Kennel Club Classic (Jacksonville, Fla.)

2004 (45-19, 16-14) Coach: Tim Corbin

SOUTHERN ILLINOIS.....W.....12-6
SOUTHERN ILLINOIS.....W.....10-8
SOUTHERN ILLINOIS.....W.....15-0
LIPSCOMB.....W.....7-0
MARYLAND.....W.....8-0
ARKANSAS STATE.....W.....12-2
PURDUE.....W.....3-2
WESTERN KENT.....L.....9-10
CINCINNATI.....W.....8-2
CINCINNATI.....W.....9-1
CINCINNATI.....L.....11-2
Austin Peay.....W.....7-4
Baylor.....L.....0-12
Baylor.....W.....1-0
Baylor.....W.....11-7
UT-MARTIN.....W.....6-5
Ole Miss*.....L.....4-5
Ole Miss*.....L.....5-6
Ole Miss*.....L.....1-3
MOREHEAD ST.....W.....9-4
GEORGIA*.....W.....4-3
GEORGIA*.....W.....8-4
GEORGIA*.....W.....12-8
BELMONT.....W.....3-0
AUSTIN PEAY.....W.....7-4
#6 SOUTH CAROLINA*.....W.....6-2
#6 SOUTH CAROLINA*.....L.....3-6
#6 SOUTH CAROLINA*.....L.....4-10
Evansville.....W.....10-7
Alabama.....W.....6-5
Alabama.....L.....1-3
Alabama.....W.....3-2
EVANSVILLE.....W.....7-4
#21 ARKANSAS.....L.....3-6
#21 ARKANSAS.....L.....4-9
#21 ARKANSAS.....W.....14-8
Middle Tennessee.....W.....6-3
#19 Florida.....L.....3-5
#19 Florida.....L.....2-4
#19 Florida.....L.....2-3
Lipscomb.....W.....12-1
MISSISSIPPI STATE.....W.....7-2
MISSISSIPPI STATE.....W.....5-1



Worth Scott's walk-off home run against Tennessee on the final day of the regular season

YEARLY RESULTS



The 2007 team set a school record with 54 wins winning the SEC regular season and tournament

MISSISSIPPI STATE	W	5-4
#16Tennessee	L	3-5
#16Tennessee	W	2-0
#16Tennessee	W	3-2
SAMFORD	W	8-0
#5Louisiana State	L	2-3
#5Louisiana State	L	6-7
#5Louisiana State	W	8-0
MIDDLE TENNESSEE	W	6-1
KENTUCKY	W	9-1
KENTUCKY	W	8-6
KENTUCKY	W	11-5
^Georgia	W	6-0
^Florida	W	3-0
^Florida	W	6-5
^South Carolina	L	2-3
!George Mason	W	7-3
!Princeton	W	11-1
!Virginia	W	7-3
+Texas	L	3-15
+Texas	L	2-10
*SEC game		
^ SEC Tournament (Birmingham, Ala.)		
! NCAA Tournament Regional, Charlottesville, Va.		
+NCAA Super Regional, Austin, Texas		

2005 (34-21, 13-17) Coach: Tim Corbin

VMI	W	4-3
VMI	W	5-2
UT-MARTIN	W	12-5
BOSTON COLLEGE	W	6-5
ILLINOIS STATE	W	2-1
CONNECTICUT	W	3-0
at Lipscomb	W	9-3
BALL STATE	W	6-2
BALL STATE	W	7-1
BALL STATE	W	4-0
OAKLAND	W	8-3
LIPSCOMB	W	11-1
BAYLOR	L	4-9
BAYLOR	L	5-16
BAYLOR	L	1-4
MURRAY STATE	W	5-2
at Mississippi State*	W	10-3
at Mississippi State*	L	3-5
at Mississippi State*	L	1-5
TENNESSEE TECH	W	4-2
ALABAMA*	W	1-0
ALABAMA*	W	4-3
ALABAMA*	W	8-10
JACKSONVILLE ST	L	14-5
OLE MISS*	L	2-6

OLE MISS*	W	7-4
OLE MISS*	W	7-2
at Arkansas*	L	5-6
at Arkansas*	L	4-5
at Arkansas*	L	0-3
WESTERN KENT	W	9-6
at South Carolina*	W	11-3
at South Carolina*	W	2-1
at South Carolina*	L	4-7
BELMONT	W	4-1
at Western Kentucky	W	10-6
TENNESSEE*	L	4-8
TENNESSEE*	W	2-1
TENNESSEE*	W	6-4
at Middle Tennessee	W	9-3
LSU*	W	9-4
LSU*	L	3-9
LSU*	L	0-3
at Georgia*	L	3-4
at Georgia*	W	6-5
at Georgia*	L	2-6
MTSU	L	4-6
at Kentucky*	W	8-0
at Kentucky*	L	5-6
at Kentucky*	W	11-7
at Ohio University	W	13-4
at Ohio University	W	3-0
FLORIDA*	L	4-5
FLORIDA*	L	1-2
FLORIDA*	L	3-6



David Price won several national and SEC

2006 (38-27, 16-14) Coach: Tim Corbin

vs. San Diego	L	0-10
at USC	W	6-2
vs. Kansas	L	2-5
Tennessee Tech	W	9-5
Pittsburgh	W	2-1
Kent State	L	1-2
Kansas	L	3-4
Murray State	W	7-1
Ball State	L	2-3
Ball State	W	7-6
Ball State	W	6-1
Creighton	L	4-5
Brown	W	9-5
Brown	W	11-4
Brown	W	8-7
Butler	W	14-6
Butler	W	8-2
at Ole Miss*	W	7-6
at Ole Miss*	L	1-5
at Ole Miss*	W	5-0
Belmont	W	7-0
Auburn*	W	2-0
Auburn*	W	9-1
Auburn*	W	5-2
at Western Kentucky	L	4-6
at Florida*	W	6-0
at Florida*	L	4-6
at Florida*	W	16-2
at Austin Peay	W	6-2
Arkansas*	W	7-1
Arkansas*	L	3-5
Arkansas*	L	3-4
Western Kentucky	W	15-1
at Lipscomb	W	16-3
Georgia*	L	7-9
Georgia*	W	5-4
Georgia*	W	11-3
at Middle Tennessee	L	8-13
at Alabama*	L	3-9
at Alabama*	L	7-14
at Alabama*	L	5-6
Austin Peay	W	7-2
Kentucky*	W	8-6
Kentucky*	L	9-11
Kentucky*	L	9-12
at Tennessee*	L	3-13
at Tennessee*	L	3-5
at Tennessee*	W	6-4
Lipscomb	L	8-11
at LSU*	L	3-4
at LSU*	W	19-4
at LSU*	W	8-4
Middle Tennessee	W	4-1
South Carolina*	W	8-7
South Carolina*	W	10-6
South Carolina*	L	3-6
vs. Georgia^	W	9-4
vs. South Carolina^	W	11-1
vs. Georgia^	L	4-5
vs. Georgia^	W	11-1
vs. Ole Miss^	L	3-9
vs. Michigan!	W	5-2
vs. Georgia Tech!	L	3-7
vs. Michigan!	W	5-4
vs. Georgia Tech!	L	4-8

*SEC game
^ SEC Tournament (Hoover, Ala.)
! NCAA Regional, Atlanta, Ga.

2007 (54-13, 22-8) Coach: Tim Corbin

vs. Rice	W	7-3
vs. Arizona State	W	7-6 (10)
vs. Baylor	W	7-4
Ohio	W	10-1
Ohio	W	11-1
Ohio	W	5-1
Lipscomb	W	16-7
Pittsburgh	W	4-3
Ball State	W	15-3
Boston College	W	7-6
Austin Peay	W	8-0
Xavier	W	3-2
Xavier	W	10-3
Xavier	W	9-0
at Western Kentucky	W	6-4
Illinois-Chicago	W	2-1
Illinois-Chicago	W	1-0
Illinois-Chicago	W	14-5
Ole Miss*	W	3-2
Ole Miss*	L	1-6
Ole Miss*	W	7-6
Western Kentucky	W	15-2
at Arkansas*	L	7-8
at Arkansas*	W	6-3
at Arkansas*	L	3-8
Middle Tennessee	W	14-2
at South Carolina*	W	4-3
at South Carolina*	W	12-1
at South Carolina*	L	2-8
at Austin Peay	W	4-1
Alabama*	W	3-0
Alabama*	W	4-2
Alabama*	L	3-5
Belmont	W	7-6
at Kentucky*	W	10-8
at Kentucky*	W	9-4
at Kentucky*	L	6-8
at Lipscomb	L	3-5
at Middle Tennessee	L	8-11
Tennessee*	W	3-1
Tennessee*	W	4-3
Tennessee*	W	7-6
Tennessee Tech	W	12-10
Florida*	W	10-1
Florida*	W	17-6
Florida*	W	13-5
at Georgia*	W	8-5
at Georgia*	L	0-7
at Georgia*	W	15-4
at Auburn*	W	10-5
at Auburn*	W	6-5
at Auburn*	L	4-5
LSU*	W	4-1
LSU*	W	6-2
LSU*	W	6-2
Tennessee!	L	4-6
vs. Mississippi State!	W	3-2
vs. Tennessee!	W	15-2
vs. Ole Miss!	W	13-1
vs. Ole Miss!	W	7-6
vs. Arkansas!	W	7-4
Austin Peay\$	W	2-1 (11)
Michigan\$	L	3-4
Austin Peay\$	W	11-5
Michigan\$	W	10-7
Michigan\$	L	3-4 (10)

*SEC game
! SEC Tournament (Hoover, Ala.)



YEARLY RESULTS

\$ NCAA Regional, Nashville, Tenn.

2008 (41-22, 15-14)

Coach: Tim Corbin

vs. Oregon State	W	8-1
at Arizona State	L	6-18
vs. Miami	W	4-3
Evansville	W	4-3
Kansas	W	7-1
Iowa	L	3-6
Xavier	W	17-3
Louisville	W	17-6
Illinois-Chicago	L	1-2
Illinois-Chicago	W	5-4
Illinois-Chicago	W	9-3
Western Carolina	W	5-3
Western Carolina	W	11-4
South Carolina*	W	4-3 (13)
South Carolina*	W	7-16
South Carolina*	W	10-4
Lipscomb	W	12-4
at Alabama*	W	2-1
at Alabama*	L	7-9
at Alabama*	L	3-10
Belmont	W	7-3
Middle Tennessee	W	12-10 (12)
Arkansas*	W	6-5 (12)
Arkansas*	W	6-2
SE Missouri	L	8-12
at Middle Tennessee	W	6-5
at Ole Miss*	L	6-7
at Ole Miss*	L	0-8
at Ole Miss*	L	6-11
Western Kentucky	W	5-1
Austin Peay	W	8-1
at Mississippi State*	W	15-8
at Mississippi State*	W	16-0
at Mississippi State*	W	4-3
at Lipscomb	W	8-1
at Western Kentucky	W	5-1
Auburn*	L	3-6
Auburn*	W	8-2
Auburn*	W	9-5
at Austin Peay	W	9-8
at Belmont	W	10-7
Kentucky*	W	3-2
Kentucky*	L	2-6

Kentucky*	L	1-3
at Tennessee*	W	8-5
at Tennessee*	W	9-2
at Tennessee*	W	10-8
vs. Memphis	W	8-0
Tennessee Tech	W	7-2
Georgia*	W	13-7
Georgia*	L	2-4 (10)
Georgia*	L	10-12
at Florida*	L	6-8
at Florida*	L	4-5
at Florida*	L	12-13 (11)
vs. Florida!	W	7-3
vs. LSU!	L	2-8
vs. South Carolina!	W	7-5
vs. Ole Miss!	W	7-4
vs. Ole Miss!	L	7-8
vs. Oklahoma\$	L	5-8
vs. Stony Brook\$	W	9-4
vs. Oklahoma\$	L	10-11

*SEC game

! SEC Tournament (Hoover, Ala.)

\$ NCAA Regional, Tempe, Ariz.

2009 (37-27, 12-17)

Coach: Tim Corbin

at Stanford	L	5-6 (10)
at Stanford	W	12-9
at Stanford	L	5-6
at Cal	L	3-4
Western Kentucky	W	10-7
Vermont	W	7-2
Vermont	W	14-3
Vermont	W	14-1
Lipscomb	W	10-3
Illinois-Chicago	L	2-3
Illinois-Chicago	W	6-1
Illinois-Chicago	W	5-4
Illinois-Chicago	W	12-7
at Lipscomb	W	22-4
Ole Miss*	L	3-9
Ole Miss*	L	1-6 (7)
Ole Miss*	W	7-6 (7)
South Alabama	W	7-4
Belmont	W	11-4
at Kentucky*	L	1-3
at Kentucky*	L	2-6

at Kentucky*	W	4-2
Austin Peay	W	10-5
Wright State	W	4-0
at Auburn*	W	12-3
at Auburn*	L	3-5
at Auburn*	L	10-11
at Belmont	L	6-15
Florida*	L	4-8
Florida*	W	4-3
Florida*	W	16-9
at Middle Tennessee	L	0-8
at Arkansas*	W	9-0
at Arkansas*	W	13-6
Middle Tennessee	W	15-7
Morehead State	W	8-0
Alabama*	L	4-10
Alabama*	L	3-7
Alabama*	L	6-7
at Austin Peay	L	8-9
at Louisville	W	4-3 (10)
Mississippi State*	W	8-6
Mississippi State*	W	10-4
Mississippi State*	W	11-3
at South Carolina*	L	5-8
at South Carolina*	L	5-14
at South Carolina*	L	3-11
Belmont	W	8-6
Belmont	W	3-0
at Georgia*	W	10-2
at Georgia*	W	9-2
at Georgia*	L	3-4
Tennessee*	L	6-8
Tennessee*	L	6-7 (10)
Tennessee*	L	7-9 (10)
vs. LSU!	W	4-1
vs. South Carolina!	W	5-4
vs. Arkansas!	W	11-1 (7)
vs. LSU!	L	2-6
vs. Middle Tennessee\$	L	4-5
vs. Indiana\$	W	10-0
vs. Middle Tennessee\$	W	6-0
at Louisville\$	W	8-4
at Louisville\$	L	3-5

*SEC game


! SEC Tournament (Hoover, Ala.)

\$ NCAA Regional, Louisville, Ky.

2010 (46-20, 16-12)

Coach: Tim Corbin

vs. Niagra	W	9-0
vs. Niagra	W	16-2
vs. Niagra	W	21-3
vs. Austin Peay	W	2-1 (11)
at UCLA#	L	2-9
at USC#	W	10-1
vs. Oklahoma State#	W	7-6
vs. Tennessee Tech	W	10-1
vs. Kent State	W	7-1
vs. Illinois State	W	9-2
vs. Indiana	W	6-5 (11)
vs. UT-Martin	W	9-1
vs. Ohio	W	14-3
vs. Ohio	W	7-4
vs. Ohio	W	5-1
vs. Western Kentucky	L	2-17
at Western Kentucky	W	17-6
at Alabama*	L	1-4
at Alabama*	L	2-8
at Alabama*	W	5-4
vs. Lipscomb	W	10-4
vs. Wright State	W	18-2
vs. Kentucky*	W	7-0
vs. Kentucky*-1	W	2-1
vs. Kentucky*-2	W	9-8
vs. Wofford	W	7-2
vs. Wofford	W	10-7
at Florida*	L	2-3
at Florida*	L	3-7
at Florida*	W	7-0
vs. Belmont	W	12-5
vs. South Carolina*	L	2-3
vs. South Carolina*	W	8-2
vs. South Carolina*	L	0-2
vs. Middle Tennessee	W	1-0
vs. Auburn*	W	11-6
vs. Auburn*	L	2-12
vs. Auburn*	W	3-2
at Lipscomb	W	13-10
at Middle Tennessee	W	11-10
at Tennessee*	W	10-1
at Tennessee*-1	L	2-4 (11)
at Tennessee*-2	L	3-4 (7)



Curt Casali reacts after scoring the winning run on a sacrifice bunt by Connor Harrell in the final game of the Louisville Regional in 2010.

YEARLY RESULTS



at Austin PeayL.....4-5
 vs. Georgia*W.....17-5
 at LSU*L.....15-16 (10)
 at LSU*W.....6-2
 at LSU*W.....4-3
 vs. LouisvilleW.....11-10 (17)
 at Mississippi State*W.....13-8
 at Mississippi State*W.....13-7 (10)
 at Mississippi State*W.....14-4
 vs. Arkansas*W.....4-3
 vs. Arkansas*L.....3-4
 vs. Arkansas*L.....5-7
 Arkansas!W.....2-0
 LSU!L.....5-7
 Florida!L.....2-5
 vs. Illinois State\$W.....8-7 (13)
 Louisville\$L.....1-7
 Illinois State\$W.....10-4
 Louisville\$W.....7-0
 Louisville\$W.....3-2 (10)
 Florida State+L.....8-9
 Florida State+W.....6-2
 Florida State+L.....6-7
 *SEC game
 # Dodgertown Classic (Los Angeles, Calif.)
 ! SEC Tournament (Hoover, Ala.)
 \$ NCAA Regional, Louisville, Ky.
 + NCAA Super Regional, Tallahassee, Fla.

2011 (54-12, 22-8) Coach: Tim Corbin

at San DiegoW.....4-3 (5)
 at San Diego StateW.....7-3
 at San DiegoW.....3-1
 at San DiegoW.....7-3
 vs. BelmontW.....6-2
 vs. StanfordW.....8-7
 vs. StanfordL.....5-2
 vs. Western KentuckyW.....6-5
 vs. BrownW.....3-1
 vs. BrownW.....6-5
 vs. BrownW.....6-3 (7)
 vs. WoffordW.....12-1
 vs. Kennesaw StateW.....9-5
 vs. Illinois-ChicagoW.....5-1

vs. Illinois-ChicagoW.....9-8 (10)
 vs. Illinois-ChicagoW.....2-1
 vs. PurdueW.....9-0
 vs. Mississippi State*W.....10-0
 vs. Mississippi State*W.....4-0
 vs. Mississippi State*L.....9-8
 vs. Tennessee TechW.....11-2
 at Arkansas*L.....2-1
 at Arkansas*W.....4-1
 at Arkansas*W.....2-1
 vs. Tennessee-MartinW.....10-3
 at Auburn*W.....11-6
 at Auburn*W.....11-2
 at Auburn*W.....6-2
 vs. MTSUW.....9-1
 vs. Alabama*W.....11-3
 vs. Alabama*W.....7-0
 vs. Alabama*W.....11-6
 at MTSUW.....1-0
 at South Carolina*L.....3-1
 at South Carolina*W.....6-4
 at South Carolina*L.....5-3
 vs. LSU*W.....11-3
 vs. LSU*W.....10-1
 vs. LSU*W.....10-7
 vs. Tennessee*W.....10-1
 vs. Tennessee*W.....10-1
 vs. Tennessee*W.....19-3
 at Kentucky*L.....2-0
 at Kentucky*W.....10-3
 at Kentucky*W.....6-3
 at LouisvilleW.....5-1
 vs. Florida*L.....6-5
 vs. Florida*W.....14-1
 vs. Florida*L.....6-3 (12)
 at Georgia*L.....5-4
 at Georgia*W.....9-3
 at Georgia*W.....17-7
 Georgia!W.....10-0 (7)
 South Carolina!W.....7-2
 Arkansas!W.....3-2
 Florida!L.....5-0

Belmont\$W.....10-0
 Troy\$W.....10-2
 Belmont\$W.....6-1
 Oregon State+W.....11-1
 Oregon State+W.....9-3

North Carolina%W.....7-3
 Florida%L.....3-1
 North Carolina%W.....5-1
 Florida%L.....6-4

* SEC Game
 ! SEC Tournament (Hoover, Ala.)
 \$ NCAA Regional (Nashville, Tenn.)



After celebrating
**Vanderbilt's first-ever
 Super Regional
 championship with a
 sweep against Oregon
 State, the Commodores
 advanced to the College
 World Series
 for the first time.**
**In the Dores' first
 College World Series
 game, Vanderbilt beat
 North Carolina in the
 first
 CWS game ever played**



INDIVIDUAL RECORDS

Batting

Batting Average

Season:459 Hunter Bledsoe, 1999
 Career:425 Hunter Bledsoe, 1997 & 1999

At Bats

Inning:3 Joey Jackson vs. St. Joseph's, 3/5/1986
 Vance Schulte vs. St. Joseph's, 3/5/1986
 Game:9 Anthony Gomez, vs. Louisville, 5/11/10
 Season:286 Anthony Gomez, 2011
 Career:941 Dominic de la Osa, 2005-08

Hits

Inning:3 Joey Jackson vs. St. Joseph's, 3/5/1986
 Vance Schulte vs. St. Joseph's, 3/5/1986
 Game:6 Ralph Greenbaum vs. MTSU, 4/15/1957
 Season:111 Warner Jones, 2004
 Career:300 Dominic de la Osa, 2005-2008

Runs Scored

Inning:3 Joey Jackson vs. St. Joseph's, 3/5/1986
 Game:5 11 players, last time by
 Brian Harris vs. Georgia, 4/30/10
 Season:76 Pedro Alvarez, 2007
 Career:208 Nick Morrow, 1991-1994

Doubles

Game:4 Matt Kata vs. Alabama, 5/2/1998
 Season:27 Warner Jones, 2004
 Career:63 Dominic de la Osa, 2005-2008

Triples

Game:2 eight players (Adams Carroll, 1970;
 Bill Winchester, 1970; Nick Ganick, 1976;
 Kent Yarbrough, 1983; Jeff Graham, 1984;
 Jeff Graham, 1985; Mark Kruchten, 1990; Nick Morrow, 1991
 Season:8 Ryan Klosterman, 2004
 Career:15 Nick Morrow, 1991-1994

Home Runs

Game:3 Aaron Westlake vs. Oregon State, 6/11/11
 Steve Chmil vs. UAB, 4/29/1981
 David Joiner vs. Samford, 3/25/1987
 Jeff Martin vs. Valparaiso, 3/13/1991
 Season:22 Pedro Alvarez, 2006
 Career:49 Pedro Alvarez, 2006-08; Scotti Madison, 1977-1980

Total Bases

Game:13 John McLean vs. Tennessee, 4/9/1971
 Greg Thomas vs. Boston College, 3/6/1991
 Season:186 Pedro Alvarez, 2007
 Career:515 Dominic de la Osa, 2005-08

Runs Batted In

Game:9 David Joiner vs. Samford, 3/25/1987
 Season:74 Warner Jones, 2004; Clinton Johnston, 1998
 Career:188 Dominic de la Osa, 2005-08

Base on Balls

Game:5 Paul Gagliano vs. Union, 3/15/1978
 Greg Smith vs. Alabama, 4/13/1986
 Hunter Bledsoe vs. UT-Martin, 2/13/1999
 Jason Esposito vs. Mississippi State, 5/16/10
 Season:63 Vee Hightower, 1993
 Career:146 Steve Chandler, 1974-1977

Stolen Bases

Game:5 Jimmy Conn vs. Belmont, 4/19/1971
 Joey Cora vs. David Lipscomb, 4/23/1985
 Boomer Whipple vs. W. Kentucky, 5/12/1994
 Season:51 Bob Schabes, 1989
 Career:96 Charles DeFrance, 1980-1982

Strikeouts

Game:5 George Flower vs. Florida, 3/12/1983
 Season:73 Mike Skaggs, 1989
 Career:182 Cam Hazen, 1985-1988

Consecutive Hits

9 Tim Brecht, 1983

Consecutive Times On Base

15 Jason Esposito, 2010 (8 hits, 7 walks)

Hitting Streak

38 games Ryan Flaherty, 2007-08

Pitching

Wins

Season:13 Grayson Garvin, 2011
 Career:29 Jeff Peebles, 1970-1973

Winning Percentage

Season:1.000 Steve Burger (6-0), 1972
 Career:792 Jack Nuismer (23-6), 1976-1979

Saves

Season:11 Navery Moore, 2011; Ryan Rote, 2004
 Career:19 Ryan Rote, 2004-2005

Games Pitched

Season:36 Joe Barbao, 1993
 Career:116 David Daniels, 1992-1995

Innings Pitched

Starter:13 Scott Newell vs. Miss. St., 4/5/1992
 Reliever:11 Jeff Trenning vs. Cumberland, 4/24/1984
 Season:133.1 David Price, 2007
 Career:340.0 Jim Heins, 1986-1989

Earned Run Average

Season:1.07 Jimmy Stephens, 1949
 Career:1.68 Jeff Peebles, 1970-1973

Strikeouts

Game:23 Doug Wessel vs. Tenn.-Chatt., 4/21/70
 Season:194 David Price, 2007
 Career:441 David Price, 2005-07

Fielding

Put Outs

Game:22 Chuck Boyett vs. Chattanooga, 4/21/1970
 Season:563 Aaron Westlake, 2011
 Career:1543 Sean Luellwitz, 1999-2002

Assists

Game:11 Ryan Klosterman vs. ETSU, 2/18/2003
 Season:189 Anthony Gomez, 2011
 Career:504 Boomer Whipple, 1992-1995

TEAM RECORDS



Batting

Batting Average

Season: 327 1985

At Bats

Inning: 15 St. Joseph's, 3/5/1986

Game: 64 Louisville, 5/11/10

Season: 2417 2007

Hits

Inning: 13 St. Joseph's, 3/5/1986

Game: 30 Alabama, 4/17/1988

Season: 782 2007

Runs Scored

Inning: 17 St. Joseph's, 3/5/1986

Game: 31 St. Joseph's, 3/5/1986

Season: 491 2007

Doubles

Game: 9 Tennessee Tech, 4/29/1987

Season: 160 2010

Triples

Game: 4 Georgia, 3/28/04 and Belmont, 4/6/1970

Season: 26 2004

Home Runs

Game: 6 South Alabama, 4/16/1972

..... Belmont, 4/2/1985

..... Samford, 3/25/1987

..... Valparaiso, 3/13/1991

Season: 86 1985

Total Bases

Game: 51 Alabama, 4/17/88

Season: 1170 2007

Runs Batted In

Game: 28 St. Joseph's, 3/5/1986

Season: 443 2007

Bases on Balls

Game: 18 Kentucky, 3/31/1951

..... Georgia Tech, 4/20/1951

Season: 322 1989

Stolen Bases

Game: 12 Columbia, 3/10/1989

Season: 182 1989

Strikeouts

Game: 21 Florida, 3/12/1983

Season: 485 1996

Fielding

Put Outs

Game: 51 Louisville, 5/11/10

Season: 1820 2007

Assists

Game: 22 Louisville, 5/11/10

Season: 716 2010

Most Errors

Game: 14 Tennessee, 5/15/1959

Season: 154 1990

Fewest Errors

Game: 0 Several Times

Season: 52 2004 (64 games)

Double Plays

Game: 4 Several Times

Pitching

Innings Pitched

Game: 17 Louisville, 5/11/10

Season: 606.2 2007

Earned Run Average

Season: 2.44 2011

Saves

Season: 18 2011

Strikeouts

Game: 23 Chattanooga, 4/21/1970

Season: 633 2007

Base On Balls Allowed

Game: 17 Kentucky, 4/6/1951

Season: 305 1982

Hits Allowed

Game: 25 Auburn, 1965

..... Florida, 1967

Season: 604 1999

Runs Allowed

Game: 27 Mississippi State, 4/7/1956

Season: 427 1998

Earned Runs Allowed

Game: 21 Mississippi State, 4/7/1956

Season: 349 2001

Miscellaneous Team Records

Most Games 67 games in 2007

Most Wins 54 in 2007, 2011

Highest winning percentage (10 or more games):882 in 1936 and 1903

Most Wins in Regular Season 46 in 2007

Most Consecutive Wins 20 in 2007

Most Consecutive Wins at Home 15 in 2007

Most Losses 33 in 2000

Most Consecutive Losses 16 in 1951

Most SEC Wins 22 in 2007, 2011

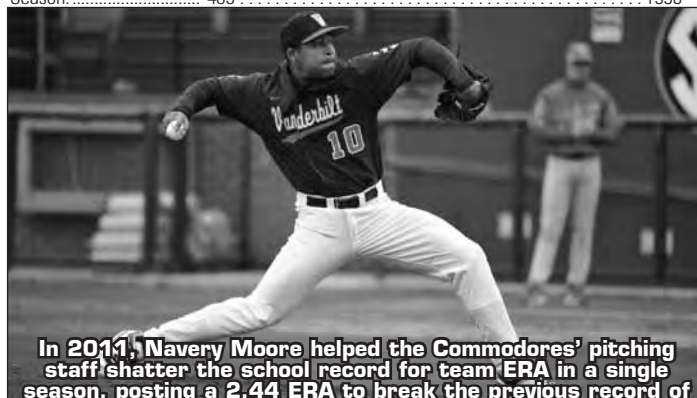
Most SEC Losses 24 in 2000

Highest SEC Winning Percentage733 in 1974, 2007, 2011

Winning Margin 28 vs. Sewanee in 1902

Left On Base (Game) 22 vs. Belmont, 4/5/1972

Left On Base (Season) 586 in 2010



In 2011, Navery Moore helped the Commodores' pitching staff shatter the school record for team ERA in a single season, posting a 2.44 ERA to break the previous record of



SINGLE SEASON HIGHS

Batting (Top 10)

Batting Average

1.	Hunter Bledsoe (1999)	.459
2.	Clinton Johnston (1998)	.424
3.	Karl Nonemaker (1999)	.415
4.	Warner Jones (2004)	.414
5.	Greg Smith (1987)	.411
	George Flower (1985)	.411
7.	Greg Thomas (1991)	.401
8.	Scotti Madison (1980)	.399
9.	Karl Nonemaker (2000)	.393
10.	Nick Morrow (1994)	.390
	Mike Pike (1979)	.390

At-Bats

1.	Anthony Gomez (2011)	286
2.	Andrew Giobbi (2010)	275
3.	Ryan Flaherty (2007)	273
4.	Pedro Alvarez (2007)	272
5.	David Macias (2008)	270
6.	Jason Esposito (2011)	268
	Warner Jones (2004)	268
8.	Ryan Klosterman (2004)	263
9.	Jason Esposito (2010)	262
10.	Aaron Westlake (2010)	260

Hits

1.	Warner Jones (2004)	111
2.	Pedro Alvarez (2007)	105
3.	Ryan Flaherty (2007)	104
4.	Anthony Gomez (2011)	96
	David Macias (2008)	96
6.	Hunter Bledsoe (1999)	95
7.	Jason Esposito (2010)	94
	Dominic de la Osa (2007)	94
9.	Jason Esposito (2011)	91
	Ryan Klosterman (2004)	91
	Greg Thomas (1991)	91

Doubles

1.	Warner Jones (2004)	27
2.	Josh Adeeb (1997)	26
3.	Jason Esposito (2010)	25
4.	Hunter Bledsoe (1999)	24
5.	Dominic de la Osa (2007)	23
	Ryan Flaherty (2007)	23
7.	Jason Esposito (2011)	22
	Steven Liddle (2009)	22
	Andrew Giobbi (2008)	22
	Ashley Freeman (2000)	22

Triples

1.	Ryan Klosterman (2004)	8
2.	Tony Kemp (2011)	7
3.	Ryan Montgomery (1995)	6
	Joey Cora (1985)	6
	Rick Duncan (1975)	6
6.	Nick Morrow (1991)	5
	Jim Schifman (1990)	5
	Joey Cora (1984)	5
	Ted Shipley (1974)	5
	Steve Estep (1971)	5

Runs Scored

1.	Pedro Alvarez (2007)	76
2.	Ryan Klosterman (2004)	72
3.	Boomer Whipple (1994)	71
4.	Pedro Alvarez (2006)	70
5.	Vee Hightower (1993)	69
6.	Aaron Westlake (2010)	66
	Greg Thomas (1991)	66
	Bob Schabes (1989)	66
9.	Brian Harris (2009)	65
	Dominic de la Osa (2008)	65
	Dominic de la Osa (2007)	65

Home Runs

1.	Pedro Alvarez (2006)	22
2.	Dominic de la Osa (2007)	20
3.	Josh Adeeb (1998)	19
	Clinton Johnston (1998)	19
	Nick Morrow (1994)	19
6.	Aaron Westlake (2011)	18
	Pedro Alvarez (2007)	18
	Glenn Davis (1997)	18
	Jason Farese (1997)	18
10.	Glenn Davis (1996)	17
	Jeff Graham (1985)	17

Runs Batted In

1.	Warner Jones (2004)	74
	Clinton Johnston (1998)	74
3.	Greg Thomas (1991)	71
4.	Cesar Nicolas (2004)	70
5.	Pedro Alvarez (2007)	68
6.	Jason Esposito (2010)	64
	Pedro Alvarez (2006)	64
	Glenn Davis (1997)	64
	Nick Morrow (1994)	64
10.	Ryan Flaherty (2008)	63

Walks

1.	Vee Hightower (1993)	63
2.	Pedro Alvarez (2006)	57
3.	Bob Schabes (1989)	56
4.	Brian Harris (2010)	55
5.	Scotti Madison (1979)	54
6.	Bill Hench (1980)	49
	Steve Chandler (1976)	49
8.	Aaron Westlake (2011)	47
	Gene Mennees (1975)	47
10.	Nick Morrow (1994)	45

Pitching (Top 10)

Wins

1.	Grayson Garvin (2011)	13
2.	Sonny Gray (2011)	12
	Casey Weathers (2007)	12
	Jeff Peeples (1973)	12
5.	David Price (2007)	11
6.	Sonny Gray (2010)	10
	Jeremy Sowers (2004)	10
	Jack Nuismer (1979)	10
9.	David Price (2006)	9
	Ryan Mullins (2004)	9
	Joe Barbao (1993)	9
	JoJo Smith (1990)	9
	M. McDonough (1993)	9
	Elliott Jones (1969)	9

Saves

1.	Navery Moore (2011)	11
	Ryan Rote (2004)	11
3.	Clinton Johnston (1996)	9
4.	Russell Brewer (2008)	8
	Ryan Rote (2005)	8
	Jensen Lewis (2003)	8
	Casey Weathers (2007)	7
8.	Russell Brewer (2010)	6
	Dean Bennett (2002)	6
	Matt Kata (1997)	6
	David Daniels (1994)	6
	JoJo Smith (1990)	6
	Ted Govedarcia (1978)	6

Innings Pitched

1.	David Price (2007)	133.1
2.	Sonny Gray (2011)	126.0
4.	Jeremy Sowers (2004)	122.2
5.	Jeremy Sowers (2003)	115.0
6.	Jeff Peeples (1973)	114.2
7.	Phil Haigler (1995)	114.0
8.	Grayson Garvin (2011)	112.2
9.	Ryan Mullins (2004)	111.2
10.	Mike Minor (2009)	110.2
	Elliott Jones (1969)	110.2

Earned Run Average

1.	Jimmy Stephens (1949)	1.07
2.	Jeff Peeples (1972)	1.30
3.	Jeff Peeples (1971)	1.56
4.	Jeff Peeples (1973)	1.64
5.	Lewis Ray (1976)	2.19
6.	Damon Yee (1996)	2.33
7.	Mike Willis (1970)	2.39
8.	Clinton Johnston (1996)	2.41
9.	Sonny Gray (2011)	2.43
10.	Jeremy Sowers (2003)	2.50

Strikeouts

1.	David Price (2007)	194
2.	David Price (2006)	155
3.	Sonny Gray (2011)	132
4.	Doug Wessel (1971)	131
5.	Jeremy Sowers (2003)	123
6.	Jeremy Sowers (2004)	119
7.	Mike Minor (2009)	114
8.	Sonny Gray (2010)	113
	Jeff Peeples (1973)	113
10.	Damon Yee (2000)	106



Anthony Gomez set the school record

CAREER HIGHS



Batting (Top 10)

Batting Average

1.	Hunter Bledsoe (1997, 1999).....	.425
2.	Clinton Johnston (1996-1998).....	.369
	Karl Nonemaker (1999-2002).....	.369
4.	Greg Smith (1985-1988).....	.358
5.	Pedro Alvarez (2006-2008).....	.349
	Ryan Flaherty (2006-2008).....	.349
	Boomer Whipple (1992-1995).....	.349
8.	Mike Baxter (2004-2005).....	.345
9.	Greg Thomas (1991-1993).....	.343
10.	Josh Paul (1994-1996).....	.343

At Bats

1.	Dominic de la Osa (2005-2008).....	941
2.	Alex Feinberg (2005-2008).....	824
3.	Boomer Whipple (1992-1995).....	809
4.	Jim Schiffman (1987-1990).....	798
5.	Andrew Giobbi (2007-10).....	791
6.	David Macias (2005-2008).....	784
7.	Aaron Westlake (2008-11).....	778
	Nick Morrow (1991-1994).....	773
8.	Jason Esposito (2009-11).....	767
	Tony Mansolino (2002-2005).....	767
	Karl Nonemaker (1999-2002).....	767

Hits

1.	Dominic de la Osa (2005-2008).....	300
2.	Karl Nonemaker (1999-2002).....	283
3.	Boomer Whipple (1992-1995).....	282
4.	Jim Schiffman (1987-1990).....	266
5.	Alex Feinberg (2005-2008).....	264
	Ryan Flaherty (2006-2008).....	264
8.	Aaron Westlake (2008-11).....	263
9.	David Macias (2005-2008).....	255
10.	Jason Esposito (2009-11).....	253
	Nick Morrow (1991-1994).....	253

Runs Scored

1.	Nick Morrow (1991-1994).....	208
2.	Dominic de la Osa (2005-2008).....	204
3.	Boomer Whipple (1992-1995).....	192
4.	Pedro Alvarez (2006-2008).....	191
5.	Aaron Westlake (2008-11).....	181
6.	Bart Nielson (1991-1994).....	177
7.	Bill Hardin (1973-1976).....	174
8.	David Macias (2005-2008).....	169
9.	Greg Smith (1985-1988).....	161
10.	Josh Adeeb (1996-1998).....	161

Doubles

1.	Dominic de la Osa (2005-2008).....	63
2.	Sean Luellwitz (1999-2002).....	61
3.	Jason Esposito (2009-11).....	60
4.	Andrew Giobbi (2007-10).....	57
5.	Boomer Whipple (1992-1995).....	54
	Clinton Johnston (1996-1998).....	54
7.	Cam Hazen (1985-1988).....	53
8.	Ryan Flaherty (2006-08).....	52
9.	Pedro Alvarez (2006-08).....	51
10.	Karl Nonemaker (1999-2002).....	50
	Andy Kropf (1997-2000).....	50
	Alan Purdy (1990-1993).....	50
	Josh Adeeb (1996-1998).....	50

Home Runs

1.	Pedro Alvarez (2006-2008).....	49
	Scotti Madison (1977-1980).....	49
3.	Clinton Johnston (1996-1998).....	47
4.	Dominic de la Osa (2005-2008).....	46
5.	Glenn Davis (1995-1997).....	43
6.	Aaron Westlake (2008-11).....	42
	Cam Hazen (1985-1988).....	42
8.	Josh Adeeb (1996-1998).....	41
	Cesar Nicolas (2001-2004).....	40
	Nick Morrow (1991-1994).....	40

Runs Batted In

1.	Dominic de la Osa (2005-2008).....	188
2.	Nick Morrow (1991-1994).....	181
3.	Clinton Johnston (1996-1998).....	179
4.	Aaron Westlake (2008-11).....	178
5.	Ryan Flaherty (2006-2008).....	169
6.	Greg Thomas (1991-1993).....	168
7.	Curt Casali (2008-11).....	167
6.	Jason Esposito (2009-11).....	165
	Andrew Giobbi (2007-10).....	165
7.	Rick Duncan (1972-1975).....	164
8.	Pedro Alvarez (2006-2008).....	162
9.	Glenn Davis (1995-1997).....	160
	Josh Adeeb (1996-1998).....	160

Stolen Bases

1.	Charles DeFrance (1980-1982).....	96
2.	Vee Hightower (1990-1993).....	91
3.	Joey Cora (1983-1985).....	84
4.	Bob Schabes (1986-1989).....	78
5.	Jim Schiffman (1987-1990).....	73
6.	Dominic de la Osa (2005-2008).....	68
7.	Jason Esposito (2009-11).....	66
8.	Nick Morrow (1991-1994).....	65
9.	Mike Scaggs (1987-1990).....	58
10.	Bart Nielson (1991-1994).....	57

Pitching (Top 10)

Wins

1.	Jeff Peeples (1970-1973).....	29
2.	Sonny Gray (2009-11).....	27
3.	Jim Gibbs (1981-1984).....	25
4.	Mike Willis (1969-1972).....	24
5.	Matt Buschmann (2003-2006).....	23
	Jeremy Sowers (2002-2004).....	23
	Kyle Balch (1985-1988).....	23
	Jack Nuismer (1976-79).....	23
8.	Mike Minor (2007-09).....	22
	David Price (2005-07).....	22
	Rick Rhodes (1971-72, 74-75).....	22

Strikeouts

1.	David Price (2005-07).....	441
2.	Mike Willis (1969-1972).....	350
3.	Jeremy Sowers (2002-04).....	327
4.	Sonny Gray (2009-11).....	317
5.	Mike Minor (2007-09).....	303
6.	Damon Yee (1997-2000).....	287
7.	Kyle Balch (1985-1988).....	266
8.	Taylor Hill (2008-11).....	253
9.	Doug Wessell (1970-1973).....	244
10.	Nick Christiani (2006-09).....	228

Earned Run Average

1.	Jeff Peeples (1970-1973).....	1.68
2.	Grayson Garvin (2009-11).....	2.62
3.	Casey Weathers (2006-07).....	2.71
4.	John McLean (1970-1973).....	2.93
5.	Kevin Zgonc (1991-1992).....	2.96
6.	Mike Willis (1969-1972).....	3.10
7.	Sonny Gray (2009-11).....	3.19
8.	David Price (2005-07).....	3.22
9.	Richie Goodenow (2008-10).....	3.23
10.	Russell Brewer (2008-10).....	3.24


Innings Pitched

1.	Jim Heins (1986-1989).....	340.0
2.	Jeremy Sowers (2002-04).....	338.2
3.	David Price (2005-07).....	313.0
4.	Ronnie McGill (1990-1993).....	310.2
5.	Mike Willis (1970-1972).....	307.2
6.	Mike Minor (2007-09).....	304.0
7.	Taylor Hill (2008-11).....	294.0
8.	Sonny Gray (2009-11).....	293.1
9.	Matt Buschmann (2003-2006).....	289.1
10.	Paul Seybt (1995-1998).....	288.0

Saves

1.	Ryan Rote (2004-05).....	19
2.	Russell Brewer (2008-10).....	18
3.	David Daniels (1992-1995).....	15
4.	Russell Brewer (2008-10).....	12
5.	Navery Moore (2009-11).....	11
	Mark Bode (1970-73).....	11
7.	Casey Weathers (2006-07).....	10
	Jensen Lewis (2003 -).....	10
	Clinton Johnston (1996-1998).....	10
10.	Matt Buschmann (2003-2006).....	8
	Matt Kata (1997-1999).....	8
	Wayne Palmore (1972-1974).....	8

Sonny Gray's 27 wins in his three-year career are the second-most by a Vanderbilt pitcher in school history. Gray's 317 strikeouts rank fourth all-





YEARLY STATISTICAL

Batting

Batting Average

1970	Jeff Love	.374
1971	Jerry Reasonover	.357
1972	Steve Estep	.354
1973	Rick Duncan	.343
1974	Rick Duncan	.324
1975	Rick Duncan	.348
1976	Steve Chandler	.357
1977	Jerry Robertson	.361
1978	Bill Hench	.344
1979	Mike Pike	.390
1980	Scotti Madison	.399
1981	Tim Turner	.339
1982	Cam Stubbs	.381
1983	Darren Puskarich	.363
1984	Joey Cora	.361
1985	George Flower	.411
1986	Greg Smith	.356
1987	Greg Smith	.411
1988	Jim Schiffman	.359
1989	Bob Schabes	.352
1990	Jim Schiffman	.362
1991	Greg Thomas	.401
1992	Gabe Whatley	.328
	Nick Morrow	.328
1993	Boomer Whipple	.374
1994	Nick Morrow	.390
1995	Josh Paul	.388
1996	Glenn Davis	.358
1997	Hunter Bledsoe	.389
1998	Clinton Johnston	.424
1999	Hunter Bledsoe	.459
2000	Karl Nonemaker	.393
	Sean Luellwitz	.328
	Karl Nonemaker	.328
2002	Sean Luellwitz	.370
2003	John Kaye	.316
2004	Warner Jones	.414
2005	Mike Baxter	.374
2006	Ryan Flaherty	.339
2007	Pedro Alvarez	.386
2008	David Macias	.356
2009	Aaron Westlake	.377
2010	Anthony Gomez	.379
2011	Conrad Gregor	.353

At-Bats

1970	John McLean	144
1971	Steve Estep	203
1972	Steve Estep	198
1973	Ted Shipley	194
1974	Rick Duncan	210
1975	Rick Duncan	210
1976	Bill Anderson	184
1977	Kenny Sholl	172
1978	Bill Hench	183
1979	Mark Elliott	168
1980	Charles DeFrance	192
1981	Charles DeFrance	197
1982	Charles DeFrance	179
1983	Joey Cora	169
1984	Joey Cora	166
1985	Joey Cora	201
1986	David Joiner	201
1987	Greg Smith	202
1988	Bob Schabes	212
1989	Jim Schiffman	207
1990	Jim Schiffman	229
1991	Greg Thomas	227
1992	Greg Thomas	210
1993	Boomer Whipple	211
	Greg Thomas	211
1994	Craig Sands	222
	Bart Nielson	222
1995	Josh Paul	219
1996	Josh Paul	223
1997	Josh Adeeb	221
1998	Matt Kata	227
1999	Matt Kata	227
2000	Karl Nonemaker	224
2001	Kevin Geshke	232
2002	Karl Nonemaker	212
2003	Warner Jones	227
2004	Warner Jones	268
2005	Warner Jones	238

2006	Brian Hernandez	255
2007	Ryan Flaherty	273
2008	David Macias	270
2009	Steven Liddle	250
2010	Andrew Giobbi	275
2011	Anthony Gomez	286**

Hits

1970	John McLean	47
1971	Jerry Reasonover	70
1972	Steve Estep	70
1973	Ted Shipley	65
1974	Rick Duncan	68
1975	Rick Duncan	73
1976	Bill Anderson	60
1977	Jerry Robertson	57
1978	Bill Hench	63
1979	Mike Pike	60
1980	Scotti Madison	81
1981	Tim Turner	57
	Jerry Williams	57
1982	Charles DeFrance	60
1983	Darren Puskarich	61
1984	Joey Cora	60
1985	Joey Cora	81
1986	Bill Shiverick	67
	Greg Smith	67
1987	Greg Smith	83
1988	Jim Schiffman	71
1989	Jim Schiffman	65
1990	Jim Schiffman	83
1991	Greg Thomas	91
1992	Greg Thomas	64
1993	Boomer Whipple	79
1994	Nick Morrow	80
1995	Josh Paul	85
1996	Glenn Davis	78
1997	Josh Adeeb	81
1998	Clinton Johnston	84
1999	Hunter Bledsoe	95
2000	Karl Nonemaker	88
2001	Sean Luellwitz	65
2002	Sean Luellwitz	77
2003	Warner Jones	70
2004	Warner Jones	111**
2005	Mike Baxter	79
2006	Pedro Alvarez	79
2007	Pedro Alvarez	105
2008	David Macias	96
2009	Aaron Westlake	90
2010	Jason Esposito	94
2011	Anthony Gomez	96

Runs Scored

1970	Steve Estep	30
1971	Jimmy Conn	43
1972	Bill Winchester	48
1973	Ted Shipley	44
1974	Ted Shipley	48
1975	Bill Hardin	49
1976	Bill Hardin	46
1977	Mike Wright	33
1978	Scotti Madison	42
1979	Bill Hench	35
	Mike Pike	35
1980	Hal Cohen	50
1981	Charles DeFrance	53
1982	Tim Turner	48
1983	Kent Yarbrough	41
1984	Joey Cora	49
1985	Joey Cora	57
1986	Joey Jackson	50
1987	Greg Smith	52
1988	Jim Schiffman	52
1989	Bob Schabes	66
1990	Jim Schiffman	61
1991	Greg Thomas	66
1992	Nick Morrow	49
1993	Vee Hightower	69
1994	Boomer Whipple	71
1995	Josh Paul	63
1996	Glenn Davis	55
1997	Josh Adeeb	53
	Clinton Johnston	53
1998	Matt Kata	61
1999	Hunter Bledsoe	61
2000	Ulises Cabrera	51

2001	Ashley Freeman	40
2002	Tony Mansolino	47
2003	Ryan Klosterman	35
2004	Ryan Klosterman	72**
2005	Mike Baxter	47
2006	Pedro Alvarez	70
2007	Pedro Alvarez	76
2008	Dominic de la Osa	65
2009	Brian Harris	65
2010	Aaron Westlake	66
2011	Anthony Gomez	61

Doubles

1970	Jeff Love	7
	John McLean	7
1971	Jerry Reasonover	12
1972	John McLean	11
1973	Rick Duncan	11
1974	Rick Duncan	14
1975	Rick Duncan	14
1976	Bill Anderson	15
1977	Mike Wright	9
1978	Scotti Madison	12
1979	Mark Elliott	14
1980	Mike Pike	15
1981	Charles DeFrance	16
1982	Cam Stubbs	16
1983	Darren Puskarich	15
1984	Joey Cora	12
1985	Benton Patton	21
1986	Cam Hazen	15
	David Joiner	15
1987	Greg Smith	16
1988	Jamie Abbigy	16
	Bob Schabes	16
1989	Mike Skaggs	21
1990	Jim Schiffman	12
	Brad Shoemaker	12
1991	Greg Thomas	18
1992	Jeff Martin	18
	Nick Morrow	18
1993	Alan Purdy	19
1994	Craig Sands	18
1995	Josh Paul	16
1996	Glenn Davis	15
	Josh Paul	15
1997	Josh Adeeb	26
1998	Matt Kata	19
1999	Hunter Bledsoe	24
2000	Ashley Freeman	22
2001	Sean Luellwitz	15
2002	Sean Luellwitz	16
2003	Ryan Klosterman	15
2004	Warner Jones	27**
2005	Mike Baxter	16
2006	Brian Hernandez	21
2007	Ryan Flaherty	23
	Dominic de la Osa	23
2008	Andrew Giobbi	22
2009	Steven Liddle	22
2010	Jason Esposito	25
2011	Jason Esposito	22

Triples

1970	Bill Winchester	2
	Adams Carroll	2
1971	Steve Estep	5
1972	John McLean	2
	Tommy Powell	2
	Chuck Boyett	2
1973	Greg Collins	3
1974	Ted Shipley	5
1975	Rick Duncan	6
1976	Jerry Robertson	3
1977	Steve Chandler	4
1978	Jerry Williams	3
	Wayne Gregory	3
1979	Mike Pike	1
	Mark Elliott	1
	Greg Wells	1
1980	Four Players	2
1981	Five Players	2
1982	Four Players	1
1983	Kent Yarbrough	3
1984	Joey Cora	5
1985	Joey Cora	6
1986	Brad Harvie	3

1987	Four Players	1
1988	Jim Schiffman	3
1989	Jamie Abbigy	4
1990	Jim Schiffman	5
1991	Nick Morrow	5
1992	Gabe Whatley	4
1993	Nick Morrow	4
1994	Nick Morrow	4
	Boomer Whipple	4
	Bart Nielson	4
1995	Ryan Montgomery	6
1996	Josh Paul	3
1997	Glenn Davis	2
	Matt Kata	2
	Four players	1
1999	Matt Kata	2
	Scott Vanderhoff	2
2000	Five Players	1
2001	Chris Broadus	2
	Sean Luellwitz	2
2002	John Kaye	3
2003	Warner Jones	2
2004	Ryan Klosterman	8**
2005	Mike Baxter	3
2006	Dominic de la Osa	2
	Brad French	2
	Brian Hernandez	2
	David Macias	2
2007	Matt Meingasner	4
2008	Dominic de la Osa	4
2009	Steven Liddle	2
2010	Bryan Johns	2
2011	Tony Kemp	7

Home Runs

1970	Bill Winchester	6
1971	John McLean	10
1972	Bill Winchester	9
1973	Greg Collins	9
1974	Ted Shipley	10
1975	Rick Duncan	6
1976	Bill Hardin	7
1977	Mike Wright	7
1978	Scotti Madison	15
1979	Scotti Madison	15
1980	Scotti Madison	15
1981	Jerry Williams	8
1982	David Skinner	7
1983	George Flower	6
1984	Donald Lawson	13
1985	Jeff Graham	17
1986	Brad Harvie	13
1987	Brad Harvie	14
	Cam Hazen	14
1988	Jamie Abbigy	11
	Cam Hazen	11
1989	Bart King	9
1990	Jim Schiffman	9
	Mike Skaggs	9
1991	Greg Thomas	16
1992	Jeff Martin	14
1993	Gabe Whatley	12
1994	Nick Morrow	19
1995	Josh Paul	11
1996	Glenn Davis	17
1997	Glenn Davis	18
	Jason Farese	18
1998	Josh Adeeb	19
	Clinton Johnston	19
1999	Hunter Bledsoe	10
2000	Adam Blue	9
2001	John Kaye	6
	Sean Luellwitz	6
	Ashley Freeman	6
2002	Sean Luellwitz	12
2003	Cesar Nicolas	7
2004	Cesar Nicolas	15
2005	Mike Baxter	9
2006	Pedro Alvarez	22**
2007	Dominic de la Osa	20
2008	Ryan Flaherty	14
2009	Curt Casali	10
	Aaron Westlake	10
	Steven Liddle	10
2010	Aaron Westlake	14
2011	Aaron Westlake	18

YEARLY STATISTICAL



Runs Batted In

1970	Bill Winchester	33
1971	Steve Estep	35
1972	Bill Winchester	55
1973	Rick Duncan	51
1974	Rick Duncan	45
1975	Rick Duncan	51
1976	Bill Hardin	23
1977	Steve Chandler	26
	Mike Wright	26
1978	Scotti Madison	38
1979	Mike Pike	43
1980	Scotti Madison	56
1981	Jerry Williams	51
1982	Tim Turner	38
1983	Darren Puskarich	35
1984	Donald Lawson	36
1985	Benton Patton	59
1986	Bill Shiverick	53
1987	Greg Smith	52
1988	Greg Smith	56
1989	Jim Schiffman	52
1990	Brad Shoemaker	39
1991	Greg Thomas	71
1992	Greg Thomas	54
1993	Boomer Whipple	57
1994	Nick Morrow	64
1995	Josh Paul	50
1996	Glenn Davis	61
1997	Glenn Davis	64
1998	Clinton Johnston	74**
1999	Hunter Bledsoe	51
2000	Karl Nonemaker	56
2001	Ashley Freeman	40
2002	Sean Luellwitz	51
2003	Cesar Nicolas	33
2004	Warner Jones	74**
2005	Mike Baxter	48
2006	Pedro Alvarez	64
2007	Pedro Alvarez	68
2008	Ryan Flaherty	63
2009	Curt Casali	59
2010	Jason Esposito	64
2011	Jason Esposito	59

Walks

1970	Steve Estep	27
1971	Records Not Available	
1972	Bill Winchester	29
1973	John McLean	29
1974	Bill Hardin	39
1975	Gene Mennees	47
1976	Steve Chandler	49
1977	Steve Chandler	32
1978	Mark Elliott	45
1979	Scotti Madison	54
1980	Bill Hench	49
1981	Jerry Williams	34
1982	Erez Borowsky	44
1983	Doug Fair	38
1984	Joey Cora	31
1985	Joey Cora	27
	Benton Patton	27
1986	Brad Harvie	38
1987	Brad Harvie	38
1988	Mike Skaggs	28
1989	Bob Schabes	56
1990	Mike Skaggs	31
1991	Vee Hightower	40
1992	Nick Morrow	40
1993	Vee Hightower	63
1994	Nick Morrow	45
1995	Boomer Whipple	44
1996	Clinton Johnston	36
1997	Clinton Johnston	44
1998	Clinton Johnston	42
1999	Hunter Bledsoe	40
2000	Ashley Freeman	32
2001	John Kaye	31
2002	Tony Mansolino	24
	Cesar Nicolas	24
2003	Ryan Klosterman	24
	Tony Mansolino	24
2004	Cesar Nicolas	40
2005	Mike Baxter	30
2006	Pedro Alvarez	57

2007	Pedro Alvarez	40
2008	Ryan Flaherty	39
2009	Brian Harris	39
2010	Brian Harris	55
2011	Aaron Westlake	47

Pitching

Wins

1970	Mike Willis	7
1971	Jeff Peeples	8
1972	John McLean	7
	Jeff Peeples	7
1973	Jeff Peeples	12
1974	Rick Rhodes	8
1975	Mike Coyne	6
	Lewis Key	6
1976	Bob Latimer	6
1977	Rickey Kittle	7
1978	Rickey Kittle	7
	Jack Nuismer	7
1979	Jack Nuismer	10
1980	David Nenad	7
1981	Jim Gibbs	6
1982	Brian Farley	7
	Jim Gibbs	7
1983	Jim Gibbs	4
1984	Jim Gibbs	8
1985	Mark Ambrose	7
1986	Jim Heins	8
1987	Kyle Balch	7
1988	Kyle Balch	7
1989	Mike McLochlin	8
1990	Jo Jo Smith	9
1991	Steve Sadecki	7
1992	Scott Newell	5
	Bump Elliott	5
1993	Joe Barbao	9
	Matt McDonough	9
1994	Matt McDonough	7
	Joe Barbao	7
1995	Phillip Haigler	5
	Paul Seybt	5
1996	Paul Seybt	8
1997	Bert Snow	8
1998	Bert Snow	5
	Damon Yee	5
1999	Mike Byrd	5
2000	Damon Yee	5
2001	Jeff Little	6
2002	Jeremy Sowers	6
2003	Jeremy Sowers	7
2004	Jeremy Sowers	10
2005	Jensen Lewis	8
2006	David Price	9
2007	Casey Weathers	12
2008	Caleb Cotham	7
	Mike Minor	7
2009	Caleb Cotham	7
2010	Sonny Gray	10
2011	Grayson Garvin	13

Saves

1970	Mark Bode	3
1971	Mark Bode	3
1972	Ed White	3
1973	Mark Bode	3
1974	Wayne Palmore	4
1975	Mike Coyne	2
	Rick Rhodes	2
1976	Bob Latimer	4
1977	Scott Sanderson	3
1978	Ted Govedarica	6
1979	Mike McCarthy	1
	Bill Sahagian	1
1980	John Yanello	4
1981	Gary Burns	2
1982	Tom Wasilewski	3
1983	Jeff Trenning	3
1984	Jeff Trenning	3
1985	Mark Ambrose	2
	Abbie Woyce	2
1986	Scott Graf	2
1987	Archie Smith	4
1988	Mike McLochlin	2
1989	Bryant Freer	3

1990	JoJo Smith	6
1991	Joe Morrow	3
1992	Tom Pendley	4
1993	David Daniels	6
1994	David Daniels	3
1995	David Daniels	3
1996	Clinton Johnston	9
1997	Matt Kata	6
1998	Four players	1
1999	Matt Kata	2
2000	Andy Beal	3
2001	Robert Ransom	2
2002	Dean Bennett	6
2003	Jensen Lewis	8
2004	Ryan Rote	11**
2005	Ryan Rote	8
2006	Nick Christiani	3
	Casey Weathers	3
2007	Casey Weathers	7
2008	Russell Brewer	8
2009	Sonny Gray	5
2010	Russell Brewer	6
2011	Navery Moore	11**

Innings Pitched

1970	Mike Willis	79.1
1971	Doug Wessel	86
1972	Jeff Peeples	76
1973	Jeff Peeples	114.2
1974	Rick Rhodes	93.2
1975	Mike Coyne	81.1
1976	Bob Latimer	82
1977	Rickey Kittle	91.2
1978	Rickey Kittle	85.2
1979	Jack Nuismer	100
1980	David Nenad	104
1981	David Nenad	86
1982	Brian Farley	80
1983	Jim Gibbs	69.1
1984	Tom Wasilewski	66.2
1985	Mark Ambrose	87.1
1986	Jim Heins	87.1
1987	Archie Smith	78
1988	Kyle Balch	98
1989	Jim Heins	102
1990	JoJo Smith	97.2
1991	Ronnie McGill	88.1
1992	Scott Newell	107.1
1993	Ronnie McGill	100.2
1994	Joe Barbao	110
1995	Phillip Haigler	114
1996	Phillip Haigler	106.2
1997	Bert Snow	93.2
1998	Bert Snow	90.1
1999	Mike Byrd	107.2
2000	Damon Yee	105.1
2001	Steven Faulkner	99.0
2002	Jeremy Sowers	101.0
2003	Jeremy Sowers	115.0
2004	Jeremy Sowers	122.2
2005	Jensen Lewis	92.2
2006	David Price	110.1
2007	David Price	133.1**
2008	Mike Minor	103.0
2009	Mike Minor	110.2
2010	Sonny Gray	108.2
2011	Sonny Gray	126.0

Earned Run Average

1970	Mike Willis	2.39
1971	Jeff Peeples	1.56
1972	Jeff Peeples	1.30
1973	Jeff Peeples	1.64
1974	Rick Rhodes	3.06
1975	Lewis Key	3.12
1976	Lewis Key	2.19
1977	Rickey Kittle	2.95
1978	Rickey Kittle	2.95
1979	Jack Nuismer	3.78
1980	Gary Burns	3.63
1981	David Nenad	4.40
1982	Abbie Woyce	3.37
1983	Abbie Woyce	4.04
1984	Jim Gibbs	3.96
1985	Kyle Balch	3.19
1986	John Parke	4.61

1987	Archie Smith	4.38
1988	Kyle Balch	3.58
1989	Steve Sadecki	4.75
1990	JoJo Smith	2.67
1991	Ronnie McGill	4.69
1992	Ronnie McGill	4.54
1993	Joe Barbao	3.98
1994	Matt McDonough	3.72
1995	David Daniels	3.07
1996	Clinton Johnston	2.41
1997	Damon Yee	2.33
1998	Clinton Johnston	2.66
1999	Mike Byrd	3.59
2000	Andy Beal	4.59
2001	Robert Ransom	5.94
2002	Jeremy Sowers	4.37
2003	Jeremy Sowers	2.50
2004	Ryan Mullins	2.58
2005	Jensen Lewis	2.62
2006	Ty Davis	3.91
2007	David Price	2.63
2008	Mike Minor	4.28
2009	Russell Brewer	2.96
2010	Chase Reid	3.46
2011	Sonny Gray	2.43

Strikeouts

1970	Doug Wessel	97
	Mike Willis	97
1971	Doug Wessel	131
1972	Mike Willis	71
1973	Jeff Peeples	113
1974	Rick Rhodes	73
1975	Lewis Key	50
	Rick Rhodes	50
1976	Scott Sanderson	65
1977	Scott Sanderson	87
1978	Rickey Kittle	63
1979	Jack Nuismer	78
1980	John Yanello	59
1981	Jim Gibbs	57
1982	Brian Farley	63
1983	Abbie Woyce	51
1984	Jeff Edwards	65
1985	Mark Ambrose	100
1986	Kyle Balch	68
1987	Archie Smith	89
1988	Kyle Balch	85
1989	Mike McLochlin	63
1990	JoJo Smith	75
1991	Steve Sadecki	93
1992	Scott Newell	61
1993	Ronnie McGill	51
1994	Joe Barbao	55
1995	Phillip Haigler	71
1996	Phillip Haigler	62
1997	Bert Snow	97
1998	Bert Snow	83
1999	Mike Byrd	101
2000	Damon Yee	106
2001	Steven Faulkner	75
2002	Jeremy Sowers	85
2003	Jeremy Sowers	123
2004	Jeremy Sowers	119
2005	Jensen Lewis	95
2006	David Price	155
2007	David Price	194**
2008	Mike Minor	101
2009	Mike Minor	114
2010	Sonny Gray	113
2011	Sonny Gray	132

Current players in bold

*NCAA Record

**Team Record



YEARLY TEAM STATIS-

Yearly Team Batting Statistics

Year	G	AB	R	H	2B	3B	HR	RBI	AVG.	BB	SO	SB-SBA	PO	A	E	FLD%
1969	39	-	178	291	-	-	-	134	-	-	-	-	-	-	-	-
1970	40	1238	227	342	50	11	27	181	.276	151	217	49	-	-	-	-
1971	53	1726	278	459	59	15	36	226	.266	224	315	85	-	-	-	-
1972	50	1727	325	486	67	8	31	274	.281	234	267	68	-	-	-	-
1973	52	1649	319	461	69	13	40	264	.280	235	341	101	-	-	-	-
1974	60	1714	293	428	63	15	36	247	.250	265	257	154	-	-	-	-
1975	60	1712	308	423	54	15	23	250	.247	309	302	74	-	-	-	-
1976	50	1546	260	415	75	13	32	200	.268	232	231	90	-	-	-	-
1977	51	1503	234	411	68	8	22	180	.273	173	214	90	-	-	104	-
1978	48	1491	296	423	78	12	40	253	.284	203	<u>207</u>	65	-	-	91	-
1979	46	1372	271	369	73	5	40	238	.269	235	227	49-76	1043	449	78	.950
1980	56	1790	388	546	95	11	33	349	.305	314	219	87-115	1353	586	77	.962
1981	52	1615	331	464	110	11	55	307	.287	217	274	108-140	1196	547	91	.950
1982	46	1474	332	463	92	4	38	294	.314	218	251	101-122	1087	444	79	.951
1983	46	1463	260	414	85	10	26	232	.283	210	219	61-80	1108	505	90	.947
1984	45	1408	314	422	95	10	49	268	.300	218	240	57-82	1055	463	84	.948
1985	51	1708	403	558	104	18	<u>86</u>	367	.327	195	303	81-109	1218	515	72	.960
1986	54	1775	352	531	110	10	67	320	.299	210	370	48-78	1298	560	126	.936
1987	52	1700	399	522	107	4	76	346	.307	222	352	57-81	1222	527	117	.937
1988	53	1773	369	532	113	12	46	314	.300	203	338	66-86	1323	561	120	.940
1989	54	1797	404	522	115	10	41	355	.290	<u>322</u>	346	<u>182-220</u>	1373	587	95	.954
1990	58	1948	351	555	101	18	53	319	.285	234	383	79-112	1448	629	154	.931
1991	57	1906	428	565	101	16	70	385	.296	281	386	85-108	1415	544	92	.955
1992	54	1755	355	501	108	16	65	313	.285	284	399	68-99	1364	604	102	.951
1993	56	1895	382	582	127	6	63	333	.307	261	328	115-156	1421	617	93	.956
1994	58	1967	446	587	112	19	57	405	.298	264	410	104-144	1503	681	107	.953
1995	56	1950	362	540	119	16	40	329	.277	273	412	86-125	1495	619	101	.954
1996	54	1860	372	544	108	10	82	346	.292	240	485	68-94	1415	608	101	.951
1997	55	1952	<u>449</u>	616	122	6	85	400	.316	248	437	58-82	1432	577	111	.948
1998	53	1856	414	561	120	6	71	381	.302	239	417	62-92	1367	592	128	.939
1999	55	1963	349	603	134	8	43	311	.307	219	356	83-107	1453	624	117	.947
2000	54	1885	345	559	126	5	40	315	.297	209	368	51-72	1408	554	83	.959
2001	55	1885	305	508	113	7	33	274	.269	247	411	50-73	1460	569	62	.970
2002	51	1780	302	507	116	6	41	280	.285	161	382	41-57	1349	546	68	.965
2003	55	1872	216	483	92	5	25	197	.258	158	328	47-75	1497	602	60	.972
2004	64	2243	398	681	119	<u>26</u>	53	363	.304	189	375	93-112	1723	599	<u>52</u>	<u>.978</u>
2005	55	1914	298	557	86	8	38	271	.291	168	291	95-120	1487	548	68	.968
2006	65	2291	424	705	131	13	57	388	.308	239	369	49-79	1738	634	74	.970
2007	<u>67</u>	<u>2417</u>	<u>491</u>	<u>782</u>	158	16	66	<u>443</u>	<u>.324</u>	244	405	75-103	<u>1820</u>	696	69	.973
2008	63	2256	448	697	135	21	62	400	.309	253	414	80-109	1707	594	70	.970
2009	64	2173	449	665	134	8	56	397	.306	259	389	89-123	1668	576	65	.972
2010	66	2329	481	719	<u>160</u>	7	63	437	.310	301	393	80-105	1814	<u>716</u>	66	.975
2011	66	2269	459	714	130	14	51	413	.315	258	361	80-111	1749	658	66	.973

Team Best Marks Underlined

YEARLY TEAM STATIS-



Yearly Team Pitching Statistics

Year	G	W-L	PCT.	ERA	SV	CG	SHO	IP	H	R-ER	BB	SO	HR	BK	HB	WP
1970	40	24-16	.600	3.24	6	-	4	324.2	262	157-117	194	359	-	-	-	25
1971	53	33-19	.635	3.38	11	-	-	447.1	359	199-151	240	440	-	-	-	3
1972	50	35-17	.700	3.51	10	23	-	438.2	424	228-171	224	415	-	-	-	-
1973	52	36-16	.692	3.21	8	29	-	420.2	364	184-150	210	360	-	-	-	-
1974	60	37-22	.617	4.26	7	26	-	465.1	482	269-220	247	252	-	-	-	-
1975	60	30-29	.500	4.30	5	28	-	456.2	456	299-218	278	280	-	-	-	-
1976	50	27-23	.540	4.14	7	25	-	404.0	425	270-186	247	277	-	-	-	-
1977	51	25-25	.490	3.71	3	-	-	390.2	396	238-161	186	368	-	-	7	24
1978	48	31-17	.646	5.01	9	-	-	382.1	443	272-213	180	251	-	-	16	23
1979	46	21-25	.457	5.67	2	23	2*	349.0	396	285-219	246	223	32	1	9	25
1980	56	34-21	.618	4.49	9	14	8*	451.0	447	261-225	300	262	29	2	22	21
1981	52	26-25	.510	5.85	6	13	1	398.2	461	332-259	292	243	49	2	14	33
1982	46	28-17	.622	4.77	6	13	4*	362.1	363	259-192	305	258	30	2	14	21
1983	46	22-23	.489	5.14	8	8	2*	369.1	401	279-211	245	303	35	1	13	33
1984	45	28-17	.622	5.35	7	11	1*	351.2	388	270-209	242	309	44	4	16	37
1985	51	35-16	.686	4.66	6	15	7*	406.0	408	262-210	234	386	44	4	25	26
1986	54	25-29	.463	5.35	6	15	3*	432.2	525	352-257	232	310	42	4	22	50
1987	52	27-25	.519	5.74	7	10	1	408.0	478	338-260	219	358	45	5	17	29
1988	53	30-23	.566	4.45	4	12	2	441.0	449	295-218	259	372	45	3	18	37
1989	54	31-21	.596	5.33	9	10	0	459.1	476	324-271	258	283	57	0	27	49
1990	58	28-30	.483	5.26	10	11	1	484.1	565	401-282	269	337	42	5	40	53
1991	57	29-27	.518	5.65	9	7	0	473.1	530	359-296	260	350	56	4	23	55
1992	54	29-24	.547	6.04	10	5	0	456.1	553	373-305	240	284	56	4	44	45
1993	56	32-23	.582	6.00	11	2	0	473.2	545	375-316	279	261	60	4	38	44
1994	58	28-30	.483	5.57	4	10	5	501.0	556	375-310	265	325	52	5	35	50
1995	56	26-30	.465	4.52	8	5	0	498.1	530	354-250	209	360	39	4	33	44
1996	54	29-25	.537	5.59	12	4	2	471.2	573	365-293	179	329	65	6	38	32
1997	55	31-24	.564	6.00	7	2	1	477.1	566	410-318	250	408	78	2	37	58
1998	53	25-28	.472	6.40	4	2	3	455.2	576	427-324	224	408	88	6	60	42
1999	55	22-33	.400	5.85	4	3	0	484.1	604	396-315	231	437	74	4	37	49
2000	54	21-33	.389	5.94	7	7	0	469.1	529	390-310	270	382	50	5	67	62
2001	55	24-31	.436	6.45	6	3	1*	486.2	595	395-349	231	324	67	4	59	32
2002	51	24-27	.471	5.98	12	5	1	449.2	529	348-299	228	312	45	12	53	52
2003	55	27-28	.491	3.46	15	1	3	499.0	475	237-192	168	432	32	12	36	24
2004	64	45-19	.703	3.34	17	6	10*	574.1	532	253-213	195	518	39	5	55	28
2005	55	34-21	.618	3.38	16	3	5*	495.2	429	223-186	189	514	26	3	55	36
2006	65	38-27	.585	4.18	11	7	4	579.1	556	308-269	229	574	45	11	71	42
2007	67	54-13	.806	3.55	13	7	4	606.2	535	266-239	180	633	38	5	65	33
2008	63	41-22	.651	4.68	15	3	2*	569.0	577	338-296	231	587	55	9	65	44
2009	64	37-27	.578	4.66	17	6	6*	556.0	586	326-288	207	604	68	8	48	44
2010	66	46-20	.697	3.69	14	3	6	604.2	592	298-248	224	557	48	3	49	26
2011	66	54-12	.818	2.44	18	3	7*	583.0	466	187-158	199	567	29	7	60	32

* Combined Shutout Team Best Marks Underlined



Sonny Gray, Grayson Garvin and Taylor Hill combined to start 54 of the Commodores 66 games in



SEC TOURNAMENT HIS-

Vanderbilt and the SEC Tournament

★ 2007 and 1980 SEC Tournament Champions ★
16 Appearances • 34-26 Overall Record

2011 - Runner-up

Vanderbilt 10, Georgia 0 (7)
Vanderbilt 7, South Carolina 2
Vanderbilt 3, Arkansas 2
Florida 5, Vanderbilt 0
(Runner-up)

2010

Vanderbilt 2, Arkansas 0
LSU 7, Vanderbilt 5
Florida 5, Vanderbilt 2

2009 - Runnerup

Vanderbilt 4, LSU 1
Vanderbilt 5, South Carolina 4
Vanderbilt 11, Arkansas 1
LSU 6, Vanderbilt 2

2008

Vanderbilt 7, Florida 3
LSU 8, Vanderbilt 2
Vanderbilt 7, South Carolina 5
Vanderbilt 7, Ole Miss 4
Ole Miss 8, Vanderbilt 7

2007 - Champions

Tennessee 6, Vanderbilt 4
Vanderbilt 3, Mississippi State 2
Vanderbilt 15, Tennessee 2
Vanderbilt 13, Ole Miss 1 (8)
Vanderbilt 7, Ole Miss 6 (10)
Vanderbilt 7, Arkansas 4
(Championship)

2006 - Runner-up

Vanderbilt 9, Georgia 4
Vanderbilt 11, South Carolina 1 (7)
Georgia 5, Vanderbilt 4
Vanderbilt 11, Georgia 1 (7)
Ole Miss 9, Vanderbilt 3
(Runner-up)

2004 - Runnerup

Vanderbilt 6, Georgia 0
Vanderbilt 3, Florida 0
Vanderbilt 6, Florida 5 (12)
South Carolina 3, Vanderbilt 2
(runnerup)

2003

Auburn 3, Vanderbilt 1
South Carolina 3, Vanderbilt 2

1996

Mississippi State 8, Vanderbilt 5

1995

Vanderbilt 9, Tennessee 4
Vanderbilt 4, Florida 2
Kentucky 9, Vanderbilt 6
Tennessee 4, Vanderbilt 3

1994 - Runnerup

Tennessee 20, Vanderbilt 12
Vanderbilt 15, Florida 7
Vanderbilt 15, Kentucky 6
Vanderbilt 6, Georgia 1
Vanderbilt 4, Tennessee 1
Tennessee 6, Vanderbilt 3

1993

Tennessee 7, Vanderbilt 4
Vanderbilt 11, South Carolina 7
Tennessee 11, Vanderbilt 5

1992

LSU 7, Vanderbilt 2
South Carolina 14, Vanderbilt 1

1990

Vanderbilt 6, Georgia 3
Vanderbilt 4, Auburn 3
LSU 13, Vanderbilt 5
Mississippi State 17, Vanderbilt 9

1980 - Champions

Auburn 3, Vanderbilt 2
Vanderbilt 11, Florida 7
Vanderbilt 21, Ole Miss 0
Vanderbilt 16, Auburn 3
Vanderbilt 13, Auburn 0

1977

Ole Miss 9, Vanderbilt 7
Mississippi State 15, Vanderbilt 2

Individual Records

Hitting and Base Running

Category	Record	Player vs Opponent
At Bats	6	eight times (Last time: Ryan Flaherty, Matt Meingasser, vs. Tennessee (5/25/07)
Runs	6	Charles DeFrance vs. Mississippi (5/12/80)
Hits	4	four times, Last: Andrew Giobbi vs. South Carolina (5/21/09)
RBI	4	five times (Last time: Pedro Alvarez vs. Tennessee (5/25/07)
Doubles	3	Pedro Alvarez vs. Tennessee (5/25/07)
Triples	1	Several Players Last time: Alex Feinberg vs. South Carolina (5/23/08)
Home Runs	2	Alan Purdy vs. South Carolina (5/21/93)
Total Bases	22	Charles DeFrance vs. Mississippi (5/12/80)
Sacrifices Hits	1	By Several Players
Sacrifice Flies	1	By Several Players
Stolen Bases	3	Nick Morrow vs. Georgia (5/21/94)
Stolen Base Attempts	3	Charles DeFrance vs. Mississippi (5/12/80)
Stolen Base Attempts	3	Nick Morrow vs. Georgia (5/21/94)
Stolen Base Attempts	3	Charles DeFrance vs. Mississippi (5/12/80)
Hit By Pitch	3	Boomer Whipple vs. Florida (5/20/94)
Strikeouts	4	Steve Chmil vs. Auburn (5/13/80)
Grand Slams	0	

Pitching

Category	Record	Player vs Opponent
Innings	9.0	Several Players Last time, Mike Minor vs. LSU (5/20/09)
Hits Allowed	13	Joe Barbao vs. Florida (5/20/94)
Runs Allowed	9	Ray Ortiz vs. Mississippi State (5/15/96)
Earned Runs	7	3 times, Last Caleb Cotham (5/22/08)
Walks	9	Barry Ralston vs. Florida (5/11/80)
Strikeouts	12	Ryan Mullins vs. Florida (5/27/04)
Wild Pitches	2	Two times, last Drew Hayes vs. Ole Miss (5/24/08)
Low Hit (Complete Game)	3	Jeremy Sowers vs. Georgia (5/26/04)
Home Runs Allowed	3	Rick Giannola vs. Kentucky (5/21/94)

Fielding

Category	Record	Player vs Opponent
Putouts	14	Andrew Giobbi vs. South Carolina (5/21/09) Ryan Montgomery vs. Tennessee (5/22/94)
Assists	9	Riley Reynolds vs. LSU (5/20/09)
Errors	2	By Several Players

Team Records

Hitting and Base Running

Category	Record	vs Opponent
At Bats	49	vs. Mississippi (5/12/80)
Runs	21	vs. Mississippi (5/12/80)
Hits	24	vs. Mississippi (5/12/80)
RBI	20	vs. Mississippi (5/12/80)
Doubles	6	vs. Tennessee (5/25/07)
Triples	2	vs. Georgia (5/27/06)
Home Runs	4	vs. Florida (5/27/04)
Total Bases	98	vs. South Carolina (5/21/93)
Sacrifice Hits	3	vs. Mississippi (5/12/80)
Sacrifice Flies	2	vs. Arkansas (5/26/10)
Stolen Bases	6	Five times; Last vs. LSU (5/20/09)
Stolen Bases Attempts	7	vs. Mississippi (5/12/80)
Walks	14	vs. Mississippi (5/12/80)
Hit By Pitch	4	vs. Mississippi (5/12/80)
Strikeouts	14	vs. Tennessee (5/25/07)
Left on Base	16	vs. South Carolina (5/14/92)
		vs. Mississippi (5/12/80)

Pitching

Category	Record	vs Opponent
Most Hits Allowed	20	vs. Tennessee (5/19/94)
	20	vs. Mississippi State (5/19/90)
Fewest Hits Allowed	1	vs. Georgia (5/25/11)
Runs Allowed	20	vs. Tennessee (5/19/94)
Fewest Walks	0	vs. Mississippi State (5/24/07)
		vs. Georgia (5/26/04) and vs. Florida (5/27/04)
Most Walks	8	Three times; Last vs. South Carolina (5/14/92)
Strikeouts	14	vs. South Carolina (5/21/09)
Wild Pitches	2	Two times; Last vs. Ole Miss (5/24/08)
Home Runs Allowed	3	Three times, Last vs. Ole Miss (5/24/08)

Fielding

Category	Record	vs Opponent
Assists	17	vs. LSU (5/20/09)
Errors	3	Seven times; Last vs. LSU (5/22/08)

NCAA TOURNAMENT HIS-



Vanderbilt and the NCAA Tournament ★ 2011 College World Series ★

2011 - College World Series

Nashville, Tenn.

June 3 Vanderbilt 10, Belmont 0
June 4 Vanderbilt 10, Troy 2
June 5 Vanderbilt 6, Belmont 1

Super Regional - Nashville, Tenn.

June 10 Vanderbilt 11, Oregon State 1
June 11 Vanderbilt 9, Oregon State 3

College World Series

June 18 Vanderbilt 7, North Carolina 3
June 20 Florida 3, Vanderbilt 1
June 22 Vanderbilt 5, North Carolina 1
June 24 Florida 6, Vanderbilt 4

2010

Louisville, Ky.

June 4 Vanderbilt 8, Illinois State 7 (13)
June 5 Louisville 7, Vanderbilt 1
June 6 Vanderbilt 10, Illinois State 4
June 6 Vanderbilt 7, Louisville 0
June 7 Vanderbilt 3, Louisville 2 (10)

Super Regional - Tallahassee, Fla.

June 11 Florida State 9, Vanderbilt 8
June 12 Vanderbilt 6, Florida State 2
June 13 Florida State 7, Vanderbilt 6

2009

Louisville, Ky.

May 29 Middle Tennessee 5, Vanderbilt 4
May 30 Vanderbilt 10, Indiana 0
May 31 Vanderbilt 6, Middle Tennessee 0
May 31 Vanderbilt 8, Louisville 4
June 1 Louisville 5, Vanderbilt 3

2008

Tempe, Ariz.

May 30 Oklahoma 8, Vanderbilt 5
May 31 Vanderbilt 9, Stony Brook 4
June 1 Oklahoma 11, Vanderbilt 10

2007

Nashville, Tenn.

June 1 Vanderbilt 2, Austin Peay 1 (11)
June 2 Michigan 4, Vanderbilt 3
June 3 Vanderbilt 11, Austin Peay 5
June 3 Vanderbilt 10, Michigan 7
June 4 Michigan 4, Vanderbilt 3 (10)

2006

Atlanta, Ga.

June 2 Vanderbilt 5, Michigan
June 3 Georgia Tech 7, Vanderbilt 3
June 4 Vanderbilt 5, Michigan 4
June 4 Georgia Tech 8, Vanderbilt 4

2004

Charlottesville, Va.

June 4 Vanderbilt 7, George Mason 3
June 5 Vanderbilt 11, Princeton 1
June 6 Vanderbilt 7, Virginia 3

Super Regional - Austin, Texas

June 11 Texas 15, Vanderbilt 3
June 12 Texas 10, Vanderbilt 2

1980

Tallahassee, Fla.

May 22 Western Kentucky 15, Vanderbilt 4
May 23 New Orleans 8, Vanderbilt 2
(game completed on May 24 due to rain)

1974

Starkville, Miss.

May 23 Vanderbilt 2, East Carolina 1
May 24 Miami 7, Vanderbilt 1
May 25 Georgia Southern 5, Vanderbilt 3

1973

Starkville, Miss.

May 24 Vanderbilt 6, Georgia Southern 2
May 26 Vanderbilt 4, North Carolina State 2
May 26 Georgia Southern 5, Vanderbilt 2
May 28 Miami 6, Vanderbilt 5

Individual Records

Hitting and Base Running

Category	Record	vs Opponent
At-Bats	7	Twice, Brian Harris, Andrew Giobbi vs. Illinois State (6/4/10)
Runs	3 (. 7x) A. Westlake & A. Gomez vs. Oregon St. (6/11/11)	
Hits	5	Ryan Flaherty vs. Austin Peay (6/3/07)
RBI	4	Four times, last Mike Yastrzemski vs. Troy (6/4/11)
Doubles	2	Four times, last A. Westlake vs. Florida State (6/13/10)
Triples	1	by several players
Home Runs	1	by several players
Total Bases	10	Mike Pike vs. Western Kentucky (5/22/80)
Walks	3	Three times, last Drew Fann vs. Illinois State (6/6/10)
Hit-by-Pitch	2	Three times, last Andrew Giobbi vs. Illinois St. (6/6/10)
Strikeouts	4	Cesar Nicolas vs. Texas (6/11/04)
Sac Hits	1	by several players
Sac Flies	2	Anthony Gomez vs. Troy (6/4/11)
Stolen Bases	2	Twice, last Anthony Gomez vs. Illinois State (6/6/10)
Stolen Bases Atts.	2	by several players

Pitching

Category	Record	vs Opponent
Innings Pitched	9	Seven times, last Richie Goodenow vs. Louisville (6/6/10) Caleb Cotham vs. Middle Tennessee (5/31/09) David Price vs. Austin Peay (6/1/07) Matt Buschmann vs. Michigan (6/2/06) Ryan Mullins vs. Princeton (6/5/04) Jeff Peeples vs. Georgia Southern (5/24/73) Jeff Peeples vs. Miami (Fla.) (5/28/73)
Most Hits	13	David Nenad vs. Western Kentucky (5/22/80)
Runs	9	David Nenad vs. Western Kentucky (5/22/80)
Earned Runs	9	David Nenad vs. Western Kentucky (5/22/80)
Walks	6	Twice, last Jack Armstrong vs. Illinois St. (6/6/10)
Strikeouts	17	David Price vs. Austin Peay (6/1/07)
Wild Pitches	2	David Nenad vs. Western Kentucky (5/22/80)
Low Hit CG	2	Richie Goodenow vs. Louisville (6/6/10)

Fielding

Category	Record	vs Opponent
Putouts	21	Shea Robin vs. Austin Peay (6/1/07)
Assists	7	Brian Harris vs. Louisville (6/7/10) Ryan Klosterman vs. Princeton (6/5/04)
Errors	3	Ted Shipley vs. Miami (Fla.) (5/24/74)
Passed Balls	1	by several players

Team Records

Hitting and Base Running

Category	Record	vs Opponent
At-Bats	49	Illinois State (6/4/10)
Runs	11	Oregon State (6/10/11) Austin Peay (6/3/07) Princeton, (6/5/04)
Hits	17	Austin Peay (6/3/07)
RBI	11	Oregon State (6/10/11)
Doubles	6	Illinois State (6/4/10)
Triples	3	Twice, last Oklahoma (6/1/08)
Home Runs	4	Florida State (6/11/10)
Total Bases	45	Western Kentucky (5/22/80)
Sac Hits	3	Twice, last Florida State (6/12/10)
Sac Flies	2	Four times, last vs. North Carolina (6/18/11)
Stolen Bases	4	Michigan (6/3/07)
SB Attempts	5	George Mason (6/4/04)
Walks	10	Three times, last Illinois State (6/6/10)
Hit-by-Pitch	4	Florida State (6/14/10)
Strikeouts	10	Four times, last Florida State (6/13/10)
Left on Base	17	Twice, last Illinois State (6/6/10)

Pitching

Category	Record	vs Opponent
Innings Pitched	13	Twice, last Illinois State (6/4/10)
Most Hits	13	Florida (6/24/11) Miami (Fla.) (5/28/73)
Fewest Hits	2	Twice, last Louisville (6/6/10)
Fewest Runs	0	Three times, last Louisville (6/6/10)
Walks	12	New Orleans (5/23/80)
Fewest Walks	2	Three times, last Florida State (6/11/10)
Strikeouts	22	Austin Peay (6/1/07)
Wild Pitches	3	Western Kentucky (5/22/80)

Fielding

Category	Record	vs Opponent
Assists	16	Twice, last Louisville (6/7/10)
Errors	6	Miami (Fla.) (5/24/74)

Miscellaneous

Category	Record	vs Opponent
Margin of Victory	10	Oregon State - 11-1 (6/10/11) Indiana - 10-0 (5/30/09) Princeton - 11-1 (6/5/04)



DORES IN THE MAJORS

Pedro Alvarez ★ Infielder ★ Major League Debut: 2010

	TEAM	G	AB	H	2B	3B	HR	R	RBI	BB	IBB	SO	SH	SF	HBP	AVG	OBP	SLG
2010	Pirates	95	347	89	21	1	16	42	64	37	1	119	0	2	0	.256	.326	.461
2011	Pirates	74	235	45	9	1	4	18	19	24	1	80	1	0	2	.191	.272	.289
Two Years		169	582	134	30	2	20	60	83	61	2	199	1	2	2	.230	.304	.392

Mike Baxter ★ Outfielder ★ Major League Debut: 2010

	TEAM	G	AB	H	2B	3B	HR	R	RBI	BB	IBB	SO	SH	SF	HBP	AVG	OBP	SLG
2010	Padres	9	8	1	0	0	0	0	1	0	0	2	0	1	0	.125	.111	.125
2011	Mets	22	34	8	2	1	1	6	4	5	0	9	0	0	1	.235	.350	.441
Two Years		31	42	9	2	1	1	6	5	5	0	11	0	1	1	.214	.306	.381

Joey Cora ★ Infielder ★ Major League Debut: 1987

	TEAMS	G	AB	H	2B	3B	HR	R	RBI	BB	IBB	SO	SH	SF	HBP	AVG	OBP	SLG
1987	Padres	77	241	57	7	2	0	23	13	28	1	26	5	1	1	.237	.317	.282
1989	Padres	12	19	6	1	0	0	5	1	1	0	0	0	0	0	.316	.350	.368
1990	Padres	51	100	27	3	0	0	12	2	6	1	9	0	0	0	.270	.311	.300
1991	White Sox	100	228	55	2	3	0	37	18	20	0	21	8	3	5	.241	.312	.276
1992	White Sox	68	122	30	7	1	0	27	9	22	1	13	2	3	4	.246	.371	.320
1993	White Sox	153	579	155	15	13	2	95	51	67	0	63	19	4	9	.268	.351	.349
1994	White Sox	90	312	86	13	4	2	55	30	38	0	32	11	5	2	.276	.353	.362
1995	Mariners	120	427	127	19	2	3	64	39	37	0	31	13	4	6	.297	.359	.372
1996	Mariners	144	530	154	37	6	6	90	45	35	1	32	6	5	7	.291	.340	.417
1997	Mariners	149	574	172	40	4	11	105	54	53	2	49	8	9	5	.300	.359	.441
1998	Mariners	131	519	147	23	6	6	95	26	62	0	50	10	3	4	.283	.362	.385
1998	Indians	24	83	19	4	0	0	16	6	11	0	9	2	0	1	.229	.326	.277
11 Years		1,119	3,734	1,035	171	41	30	624	294	380	6	335	84	37	44	.277	.348	.369

Matt Kata ★ Infielder ★ Major League Debut: 2003

	TEAMS	G	AB	H	2B	3B	HR	R	RBI	BB	IBB	SO	SH	SF	HBP	AVG	OBP	SLG
2003	Diamondbacks	78	288	74	16	5	7	42	29	25	0	53	5	3	1	.257	.315	.420
2004	Diamondbacks	42	162	40	9	2	2	17	13	13	2	29	1	1	0	.247	.301	.364
2005	D-Backs/Phillies	40	37	7	2	1	0	7	0	5	0	4	2	0	0	.189	.285	.297
2007	Rangers/Pirates	78	158	35	9	1	3	21	16	5	0	33	2	0	2	.222	.255	.348
Four Years		238	645	156	36	9	12	87	58	48	2	121	10	4	3	.242	.296	.381

Jensen Lewis ★ Pitcher ★ Major League Debut: 2007

	TEAM	W	L	PCT	ERA	G	GS	CG	SHO	SV	IP	H	ER	HR	BB	SO
2007	Indians	1	1	.500	2.15	26	0	0	0	0	29.3	26	7	1	10	34
2008	Indians	0	4	.000	3.82	51	0	0	0	13	66.0	68	28	8	27	52
2009	Indians	2	4	.333	4.61	47	0	0	0	1	66.1	62	34	13	29	62
2010	Indians	4	2	.667	2.97	37	0	0	0	0	36.1	28	12	1	19	29
Three Years		3	9	.250	3.84	124	0	0	0	14	161.2	156	69	22	66	148

Scotti Madison ★ Catcher/Infielder ★ Major League Debut: 1985

	TEAMS	G	AB	H	2B	3B	HR	R	RBI	BB	IBB	SO	SH	SF	HBP	AVG	OBP	SLG
1985	Tigers	6	11	0	0	0	0	0	1	2	0	0	0	1	0	.000	.143	.000
1986	Tigers	2	7	0	0	0	0	0	1	0	0	3	0	1	0	.000	.000	.000
1987	Royals	7	15	4	3	0	0	4	0	1	0	5	1	0	0	.267	.312	.467
1988	Royals	16	35	6	2	0	0	4	2	4	0	5	0	0	0	.171	.256	.229
1989	Reds	40	98	17	7	0	1	13	7	8	2	9	0	1	1	.173	.241	.276
Five Years		71	166	27	12	0	1	21	11	15	2	22	1	3	1	.163	.232	.253

Mike Minor ★ Pitcher ★ Major League Debut: 2010

	TEAM	W	L	PCT	ERA	G	GS	CG	SHO	SV	IP	H	ER	HR	BB	SO
2010	Braves	3	2	.600	5.98	9	8	0	0	0	40.2	53	27	6	11	43
2011	Braves	5	3	.625	4.14	15	15	0	0	0	82.2	93	38	7	30	77
Two Years		8	5	.615	4.74	24	23	0	0	0	123.1	146	65	13	41	120

DORES IN THE MAJORS



Josh Paul ★ Catcher ★ Major League Debut: 1999

	TEAMS	G	AB	H	2B	3B	HR	R	RBI	BB	IBB	SO	SH	SF	HBP	AVG	OBP	SLG
1999	White Sox	6	18	4	1	0	0	2	1	0	0	4	0	0	0	.222	.222	.278
2000	White Sox	36	71	20	3	2	1	15	8	5	0	17	2	0	1	.282	.338	.423
2001	White Sox	57	139	37	11	0	3	20	18	13	0	25	1	1	0	.266	.327	.410
2002	White Sox	33	104	25	4	0	0	11	11	9	0	22	2	2	1	.240	.302	.279
2003	White Sox	13	17	6	6	0	0	6	4	3	0	3	0	0	0	.353	.450	.353
2003	Cubs	3	6	0	0	0	0	0	0	0	0	3	0	1	0	.000	.000	.000
2004	Angels	46	70	17	3	0	2	11	10	7	0	17	3	1	0	.243	.308	.371
2005	Angels	34	37	7	1	0	2	4	4	2	0	9	1	0	0	.189	.231	.378
2006	Devil Rays	58	146	38	9	0	1	15	8	14	0	39	3	1	1	.260	.327	.342
2007	Devil Rays	35	105	20	3	0	1	8	9	6	0	30	4	0	0	.190	.234	.248
Nine Years		321	713	174	35	2	10	92	73	59	0	169	17	5	3	.244	.303	.341

David Price ★ Pitcher ★ Major League Debut: 2008

	TEAM	W	L	PCT	ERA	G	GS	CG	SHO	SV	IP	H	ER	HR	BB	SO
2008	Rays	0	0	.000	1.92	5	1	0	0	0	14	9	3	1	4	12
2009	Rays	10	7	.588	4.42	23	23	0	0	0	128.1	119	63	17	54	102
2010	Rays	19	6	.760	2.72	32	31	2	1	0	208.2	170	71	15	79	188
2011	Rays	12	13	.480	3.49	34	34	0	0	0	224.1	192	87	22	63	218
Four Years		41	26	.612	3.38	94	89	2	1	0	575.1	490	216	55	200	520

Antoan Richardson ★ Outfielder ★ Major League Debut: 2011

	TEAM	G	AB	H	2B	3B	HR	R	RBI	BB	IBB	SO	SH	SF	HBP	AVG	OBP	SLG
2011	Braves	9	4	2	0	0	0	2	0	0	0	0	0	0	0	.500	.500	.500
One Year		9	4	2	0	0	0	2	0	0	0	0	0	0	0	.500	.500	.500

Scott Sanderson ★ Pitcher ★ Major League Debut: 1978

	TEAMS	W	L	PCT	ERA	G	GS	CG	SHO	SV	IP	H	ER	HR	BB	SO
1978	Expos	4	2	.667	2.51	10	9	1	1	0	61	52	17	3	21	50
1979	Expos	9	8	.529	3.43	34	24	5	3	1	168	148	64	16	54	138
1980	Expos	16	11	.593	3.11	33	33	7	3	0	211.1	206	73	18	56	125
1981	Expos	9	7	.562	2.95	22	22	4	1	0	137.1	122	45	10	31	77
1982	Expos	12	12	.500	3.46	32	32	7	0	0	224	212	86	24	58	158
1983	Expos	6	7	.462	4.65	18	16	0	0	1	81.1	98	42	12	20	55
1984	Cubs	8	5	.615	3.14	24	24	3	0	0	140.2	140	49	5	24	76
1985	Cubs	5	6	.455	3.12	19	19	2	0	0	121	100	42	13	27	80
1986	Cubs	9	11	.450	4.19	37	28	1	1	1	169.2	165	79	21	37	124
1987	Cubs	8	9	.471	4.29	32	22	0	0	2	144.2	156	69	23	50	106
1988	Cubs	1	2	.333	5.28	11	0	0	0	0	15.1	13	9	1	3	6
1989	Cubs	11	9	.550	3.94	37	23	2	0	0	146.1	155	64	16	31	86
1990	Athletics	17	11	.607	3.88	34	34	2	1	0	206.1	205	89	27	66	128
1991	Yankees	16	10	.615	3.81	34	34	2	2	0	208	200	88	22	29	130
1992	Yankees	12	11	.522	4.93	33	33	2	1	0	193.1	220	106	28	64	104
1993	Angels	7	11	.389	4.46	21	21	4	1	0	135.1	153	67	15	27	66
1993	Giants	4	2	.667	3.51	11	8	0	0	0	48.2	48	19	12	7	36
1994	White Sox	8	4	.667	5.09	18	14	1	0	0	92	110	52	20	12	36
1995	Angels	1	3	.250	4.12	7	7	0	0	0	39.1	48	18	6	4	23
1996	Angels	0	2	.000	7.50	5	4	0	0	0	18	39	15	5	4	7
19 Years		163	143	.533	3.84	472	407	43	14	5	2561.2	2,590	1,093	297	625	1,611

Jeremy Sowers ★ Pitcher ★ Major League Debut: 2005

	TEAMS	W	L	PCT	ERA	G	GS	CG	SHO	SV	IP	H	ER	HR	BB	SO
2006	Indians	7	4	.636	3.57	14	14	2	2	0	88.1	85	35	10	20	35
2007	Indians	1	6	.142	6.42	13	13	0	0	0	67.1	84	48	10	21	24
2008	Indians	4	9	.307	5.58	22	22	0	0	0	121.0	141	75	18	39	64
2009	Indians	6	11	.353	5.25	23	22	0	0	0	123.1	134	72	11	52	51
Three Years		18	30	.375	5.18	72	71	2	2	9	400.0	444	230	49	132	174

Mike Willis ★ Pitcher ★ Major League Debut: 1977

	TEAMS	W	L	PCT	ERA	G	GS	CG	SHO	SV	IP	H	ER	HR	BB	SO
1977	Blue Jays	2	6	.250	3.94	43	3	0	0	5	107.1	105	47	15	38	59
1978	Blue Jays	3	7	.300	4.56	44	2	1	0	7	100.2	104	51	11	39	52
1979	Blue Jays	0	3	.000	8.44	17	1	0	0	0	26.2	35	25	1	16	8
1980	Blue Jays	2	1	.667	1.71	20	0	0	0	3	26.1	25	5	3	11	14
1981	Blue Jays	0	4	.000	5.91	20	0	0	0	0	35	43	23	6	20	16
Five Years		7	21	.250	4.59	144	6	1	0	15	296	312	151	36	124	149



DRAFTED COMMODORES

2011

Name.....	Team	Round
Sonny Gray.....	Oakland	1st (18th)
Grayson Garvin.....	Tampa Bay.....	1st
Jason Esposito.....	Baltimore.....	3rd
Jack Armstrong.....	Houston.....	3rd
Aaron Westlake.....	Detroit.....	3rd
Corey Williams.....	Minnesota.....	3rd
Taylor Hill.....	Washington.....	6th
Mark Lamm.....	Atlanta.....	6th
Curt Casali.....	Detroit.....	10th
Navery Moore.....	Atlanta.....	14th
Will Clinard*.....	Minnesota.....	30th
Joe Loftus.....	Arizona.....	46th

2010

Name.....	Team	Round
Drew Hayes.....	Cincinnati.....	11th
Aaron Westlake*.....	Toronto.....	22nd
Taylor Hill*.....	Cleveland.....	30th
Russell Brewer.....	Colorado.....	31st
Andrew Giobbi.....	Seattle.....	32nd
Chase Reid.....	St. Louis.....	41st

2009

Name.....	Team	Round
Mike Minor.....	Atlanta.....	1st (7th)
Caleb Cotham.....	New York (AL).....	5th
Nick Christiani.....	Cincinnati.....	13th
Steven Liddle.....	Minnesota.....	15th
Drew Hayes*.....	Seattle.....	22nd
Jonathan White.....	Arizona.....	40th

2008

Name.....	Team	Round
Pedro Alvarez.....	Pittsburgh.....	1st (2nd)
Ryan Flaherty.....	Chicago (NL).....	1st
Brett Jacobson.....	Detroit.....	4th
Dominic de la Osa.....	Minnesota.....	11th
David Macias.....	Chicago (NL).....	19th
Shea Robin.....	Houston.....	20th
Nick Christiani*.....	Cleveland.....	32nd
Alex Feinberg.....	Colorado.....	43rd

2007

Name.....	Team	Round
David Price.....	Tampa Bay.....	1st (1st)
Casey Weathers.....	Colorado.....	1st (8th)
Dominic de la Osa*.....	Detroit.....	10th
Cody Crowell.....	Toronto.....	14th
Ty Davis.....	Arizona.....	22nd
Tyler Rhoden.....	Cincinnati.....	22nd
Jonathan White*.....	Milwaukee.....	24th
Stephen Shao.....	Colorado.....	26th

2006

Name.....	Team	Round
Mike Minor*.....	Tampa Bay.....	13th
Matt Buschmann.....	San Diego.....	15th
Brian Hernandez.....	San Diego.....	19th
Casey Weathers*.....	Detroit.....	25th
Greg Moviell.....	Seattle.....	26th

2005

Name.....	Team	Round
Jensen Lewis.....	Cleveland.....	3rd
Ryan Mullins.....	Minnesota.....	3rd
Mike Baxter.....	San Diego.....	4th
Jeff Sues.....	Pittsburgh.....	5th
Ryan Rote.....	Chicago.....	5th
Warner Jones.....	Detroit.....	17th
Tony Mansolino.....	Pittsburgh.....	26th
Antoan Richardson.....	San Francisco.....	35th

2004

Name.....	Team	Round
Jeremy Sowers.....	Cleveland.....	1st (6th)
Cesar Nicolas.....	Arizona.....	5th
Ryan Klosterman.....	Toronto.....	5th
Antoan Richardson*.....	Arizona.....	13th
Jeff Sues*.....	Cleveland.....	14th
Jonathan Douillard.....	Chicago (NL).....	28th
Ryan Rote*.....	New York (AL).....	37th

2003

Name.....	Team	Round
Robert Ransom.....	Chicago (NL).....	23rd

2002

Name.....	Team	Round
Karl Noremaker.....	Philadelphia.....	20th
Sean Luellwitz.....	Arizona.....	28th

2001

Name.....	Team	Round
Ashley Freeman.....	Arizona.....	17th

2000

Name.....	Team	Round
Andy Beal.....	New York (AL).....	5th
Damon Yee.....	Houston.....	28th

1999

Name.....	Team	Round
Matt Kata.....	Arizona.....	9th
Mike Byrd.....	Cleveland.....	35th

1998

Name.....	Team	Round
Clinton Johnston.....	Pittsburgh.....	1st (15th)
Bert Snow.....	Oakland.....	10th
Josh Adeeb.....	Boston.....	24th
Tyodus Meadows.....	Chicago (NL).....	27th

1997

Name.....	Team	Round
Glenn Davis.....	LA (NL).....	1st (24th)

1996

Name.....	Team	Round
Josh Paul.....	Chicago (AL).....	2nd
Phil Haigler.....	Minnesota.....	25th

1994

Name.....	Team	Round
Nick Morrow.....	Cincinnati.....	30th

1993

Name.....	Team	Round
Vee Hightower.....	Chicago (NL).....	3rd
Greg Thomas.....	Cleveland.....	9th
Gabe Whatley.....	Chicago (NL).....	12th
Alan Purdy.....	Pittsburgh.....	20th
William Daunic.....	Toronto.....	25th

1991

Name.....	Team	Round
Steve Sadecki.....	Texas.....	6th
JoJo Smith.....	Los Angeles.....	18th
Charles Sullivan.....	Texas.....	27th

1989

Name.....	Team	Round
Jim Heins.....	Detroit Tigers.....	23rd

1988

Name.....	Team	Round
Jeff Hoffman.....	New York (AL).....	14th
Kyle Balch.....	Kansas City.....	15th
Jim Heins.....	Pittsburgh.....	16th*

1987

Name.....	Team	Round
Bud Adams.....	Kansas City.....	9th
Kyle Balch*.....	California.....	10th
Archie Smith.....	Kansas City.....	13th
David Joiner.....	New York (NL).....	37th

1986

Name.....	Team	Round
Mark Ambrose.....	Milwaukee.....	2nd

1985

Name.....	Team	Round
Abbie Woyce.....	Kansas City.....	23rd

1984

Name.....	Team	Round
Tom Wasilewski.....	Toronto.....	9th

1983

Name.....	Team	Round
Marlon Hubbard.....	San Diego.....	15th

1982

Name.....	Team	Round
Brian Farley.....	St. Louis.....	6th
Erez Borowsky.....	Minnesota.....	13th

1981

Name.....	Team	Round
Steve Chmil.....	Atlanta.....	17th

1980

Name.....	Team	Round
Scotti Madison.....	Minnesota.....	3rd

1979

Name.....	Team	Round
Scotti Madison*.....	San Francisco.....	10th

1978

Name.....	Team	Round
Ricky Kittrell.....	San Francisco.....	16th

1977

Name.....	Team	Round
Scott Sanderson.....	Montreal.....	3rd
Steve Lane.....	St. Louis.....	37th

1976

Name.....	Team	Round
David Tyler.....	Boston.....	1st (9th)

1975

Name.....	Team	Round
Rick Duncan.....	Minnesota.....	2nd
Gene Menees.....	San Diego.....	14th

1974

Name.....	Team	Round
Ted Shipley.....	Minnesota.....	1st (14th)

1973

Name.....	Team	Round
Doug Wessel.....	Baltimore.....	1st (7th)
Doug Wessel*.....	New York (NL).....	1st (11th)*
Greg Collins.....	Chicago (NL).....	9th
Rick Rhodes.....	Pittsburgh.....	15th
Jeff Peeples.....	St. Louis.....	37th

1972

Name.....	Team	Round
Doug Wessel*.....	Kansas City.....	4th

1971

Name.....	Team	Round
James Conn.....	Los Angeles.....	17th

* Chose not to sign and returned to Vanderbilt

Vanderbilt and USA Baseball

Over the last decade Vanderbilt has been extremely well represented on various USA Baseball Teams. At least one Commodore has donned the Stars and Stripes during the summer six of the past seven years and since 1997, 11 Vanderbilt players have played for Team USA.

Tim Corbin (Years at Vanderbilt: 2003-present)

USA National Team (2006- Head Coach, 2000- Assistant Coach)

Corbin guided the National Team to its then-best record ever as the team went 28-2-1 over the summer, culminating with a gold medal at the World University Championships in Havana, Cuba.

In 2000, Southern Cal head coach Mike Gillespie served as head coach and chose Tim Corbin as an assistant for his staff. That group won a gold medal at the World Championships in the Netherlands.

Pedro Alvarez (Years at Vanderbilt: 2006-08)

USA National Team (Summer, 2006-07)

Led USA National Team for second straight year with a .315 batting average, seven homers and 30 RBI in 2007. As a freshman in 2006, he showed no-ill effects with the wood bat and led the all-star contingent with a .379 batting average to go along with five homers, 12 doubles and 43 RBI.

Jason Esposito (Years at Vanderbilt: 2009-present)

USA National Team (Summer, 2010)

Was a late addition to the 2010 squad but started 12 of the 14 games he played in hitting .273 with three extra-base hits and six RBI for silver-medal winning team at FISU World University Baseball Championships in Japan.

Ryan Flaherty (Years at Vanderbilt: 2006-08)

USA National Team (Summer, 2007)

Started predominantly at second base on the team that won a silver medal at the Pan American Games in Rio de Janeiro. Batted .270 with two homers, seven doubles and 14 RBI in 34 games (30 starts).

Sonny Gray (Years at Vanderbilt: 2009-present)

USA National Team (Summer, 2009-10)

Third Vandy pitcher in five years to be tabbed Summer Player of the Year joining David Price and Mike Minor after going 3-0 with a 0.38 ERA in five games, four starts. In 2009, he went 3-1 with a 0.75 ERA in eight appearances. Struck out 27 in 24 innings while opponents hit only .139 off him.

Warner Jones (Years at Vanderbilt: 2003-2005)

Invited to USA National Team Tryouts (2004)

Matt Kata (Years at Vanderbilt: 1997-99)

USA Junior National Team (1996)

Mike Minor (Years at Vanderbilt: 2007-09)

USA National Team (Summer, 2007-08)

Named Summer Player of the Year in 2008 after leading team to 24-0 record. Went 3-0 with a 0.75 ERA with 37 K's in 36 innings. Went 5-2 with 1.64 ERA and developed into team ace by the end of the summer. Struck out 37 with just four walks in 33.0 innings.

Ryan Mullins (Years at Vanderbilt: 2003-2005)

USA National Team (Summer, 2004)

Mullins was one of five pitchers who combined to throw the first no-hitter in USA Baseball recorded history (since 1984) as the USA National Baseball Team defeated Canada, 9-0, at Durham Bulls Athletic Park June 24, 2004. Mullins pitched 2.1 innings.

David Price (Years at Vanderbilt: 2005-07)

USA National Team (Summer, 2005-06)

Price was the ace of the 2006 USA Baseball National Team's Gold Medal Winning squad. Finished 5-1 with a 0.20 ERA in eight starts with 61 strikeouts and only seven walks in 44.0 innings. Price was named a Summer All-American by Baseball America after a solid summer for Team USA in 2005. He went 2-0 with a 1.26 ERA in five games with 39 strikeouts and 13 walks in 28.2 innings.

Mark Prior (Years at Vanderbilt: 1999)

USA National Team (1999-00)

Casey Weathers (Years at Vanderbilt: 2006-07)

USA National Team (Summer, 2006)

Weathers was a late addition to the squad after dominating in the Alaska Summer League where he was named closer of the year. He finished his USA stint with an appearance in the gold medal game against Chinese Taipei. He pitched a total of nine innings in seven games and notched 17 strikeouts.

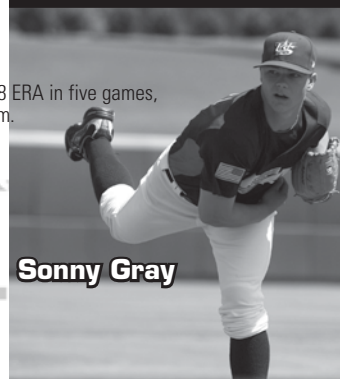
2006 USA BASEBALL NATIONAL TEAM

• **28-2-1 (.919 Win Percentage)**

• **'06 National Team became the first USA contingent to ever win a tournament on Cuban soil.**

• **David Price led the pitching staff (5-1, 0.20 ERA), while Pedro Alvarez (.379, 5 HR, 43 RBI) was the top hitter.**

• **Team hit .300, while pitching staff sported 1.24 ERA and 10 shutouts.**



Sonny Gray



David



C a s e y

Mike Minor

Ryan Flaherty

P e d r o



SEC COMPOSITE SCHED-

February

17 (Friday)

Florida Atlantic at Alabama
Villanova at Arkansas
Missouri at Auburn
Cal-State Fullerton at Florida
Presbyterian at Georgia
Kentucky at Wofford
Air Force at LSU
Ole Miss at TCU
Washington State at Mississippi State
VMI at South Carolina
Northern Illinois at Tennessee
Vanderbilt at Stanford

18 (Saturday)

Florida Atlantic at Alabama
Villanova at Arkansas
Missouri at Auburn
Cal-State Fullerton at Florida
Presbyterian at Georgia
Kentucky vs. Eastern Michigan
Alcorn State at LSU
Ole Miss at TCU
Washington State at Mississippi State
VMI at South Carolina
Northern Illinois at Tennessee
Vanderbilt at Stanford

19 (Sunday)

Florida Atlantic at Alabama
Villanova at Arkansas
Missouri at Auburn
Cal-State Fullerton at Florida
Presbyterian at Georgia
Kentucky vs. USC Upstate
Air Force at LSU
Ole Miss at TCU
Washington State at Mississippi State
VMI at South Carolina
Northern Illinois at Tennessee
Vanderbilt at Stanford

21 (Tuesday)

Northwestern State at Arkansas
Alcorn State at Auburn
Bethune-Cookman at Florida
Arkansas State at Ole Miss
Western Kentucky at Tennessee

22 (Wednesday)

Northwestern State at Arkansas
Alcorn State at Auburn
UCF at Florida
Georgia State at Georgia
McNeese State at LSU
Oakland at Vanderbilt

24 (Friday)

Arkansas-Pine Bluff at Alabama
Valparaiso at Arkansas
Auburn at Arizona
William & Mary at Florida
Winthrop at Georgia
Buffalo at Kentucky
Appalachian State at LSU
UNC-Wilmington at Ole Miss
Kansas at Mississippi State
Elon at South Carolina
Seton Hall at Tennessee
Oregon at Vanderbilt

25 (Saturday)

Arkansas-Pine Bluff at Alabama
Valparaiso at Arkansas
Auburn at Arizona (DH)
William & Mary at Florida
Winthrop at Georgia
Buffalo at Kentucky
Appalachian State at LSU
UNC-Wilmington at Ole Miss
MVSU at Mississippi State
Kansas at Mississippi State

Elon at South Carolina
Seton Hall at Tennessee
Oregon at Vanderbilt

26 (Sunday)

Arkansas-Pine Bluff at Alabama
Valparaiso at Arkansas
William & Mary at Florida
Winthrop at Georgia
Buffalo at Kentucky
Appalachian State at LSU
UNC-Wilmington at Ole Miss
MVSU at Mississippi State
Elon at South Carolina
Seton Hall at Tennessee
Oregon at Vanderbilt

28 (Tuesday)

South Alabama at Alabama
BYU at Arkansas
Alabama State at Auburn
Savannah State at Georgia
Morehead State at Kentucky
Grambling at LSU
Memphis at Ole Miss
Presbyterian at South Carolina
MTSU at Tennessee

29 (Wednesday)

Alabama at Southern Mississippi
BYU at Arkansas
Alabama State at Auburn
Western Carolina at Georgia
Xavier at Kentucky
LSU at McNeese State
Memphis at Mississippi State
Louisiana Tech at Vanderbilt

March

2 (Friday)

Alabama at Tulane
Arkansas vs. Texas Tech (Minute Maid Park)
Purdue at Auburn
Florida at Miami
Western Illinois at Georgia
Illinois-Chicago at Kentucky
Dartmouth at LSU
Miami (OH) at Ole Miss
Lipscomb at Mississippi State
S. Carolina vs. Clemson (Charleston, S.C.)
Tennessee vs. Houston (Minute Maid Park)
Rhode Island at Vanderbilt

3 (Saturday)

Alabama at Tulane
1-Arkansas vs. Houston
CSU at Auburn
Florida at Miami
Western Illinois at Georgia
Illinois-Chicago at Kentucky
Dartmouth at LSU
Miami (OH) at Ole Miss
Connecticut at Mississippi State
Clemson at South Carolina
Tennessee vs. Texas (Minute Maid Park)
Rhode Island at Vanderbilt

4 (Sunday)

Alabama at Tulane
1-Arkansas vs. Texas
Southern Mississippi at Auburn
Florida at Miami
Western Illinois at Georgia
Illinois-Chicago at Kentucky
Dartmouth at LSU
Miami (OH) at Ole Miss
Lipscomb at Mississippi State
South Carolina at Clemson
Tennessee vs. Rice (Minute Maid Park)
Rhode Island at Vanderbilt

6 (Tuesday)

Florida Atlantic at Florida
Georgia vs. Kennesaw State
- Lawrenceville, Ga. (Coolray Field)
Tennessee Tech at Kentucky
LSU at Tulane
Tennessee-Martin at Ole Miss
Penn State at Mississippi State
Vanderbilt at Belmont

7 (Wednesday)

Florida A&M at Florida
Marshall at Kentucky
Penn State at Mississippi State
UNC Asheville at South Carolina
Ball State at Tennessee

9 (Friday)

East Carolina at Alabama
Binghamton at Arkansas
Belmont at Auburn
Florida Gulf Coast at Florida
UCLA at Georgia
Canisius at Kentucky
Michigan at LSU
Houston at Ole Miss
Mercer at Mississippi State
Princeton at South Carolina
Louisiana-Monroe at Tennessee
San Diego at Vanderbilt

10 (Saturday)

Louisville at Alabama
Binghamton at Arkansas
Belmont at Auburn
Florida Gulf Coast at Florida
UCLA at Georgia
Canisius at Kentucky
Michigan at LSU
Houston at Ole Miss
Mercer at Mississippi State
Princeton at South Carolina
Louisiana-Monroe at Tennessee
San Diego at Vanderbilt

11 (Sunday)

Oral Roberts at Alabama
Binghamton at Arkansas
Belmont at Auburn
Florida Gulf Coast at Florida
UCLA at Georgia
Canisius at Kentucky
Notre Dame at LSU
Houston at Ole Miss
Mercer at Mississippi State
Princeton at South Carolina
Louisiana-Monroe at Tennessee
San Diego at Vanderbilt

12 (Monday)

Notre Dame at LSU

13 (Tuesday)

Southern Mississippi at Alabama
Gonzaga at Arkansas
Auburn at South Alabama
Florida State at Florida
Alcorn State at Georgia
Wright State at Kentucky
Ole Miss at Louisville
SE Louisiana at Mississippi State
Charleston Southern at South Carolina
Tennessee Tech at Tennessee
Siena at Vanderbilt

14 (Wednesday)

Samford at Alabama
Gonzaga at Arkansas
Alcorn State at Georgia
Murray State at Kentucky
Northwestern State at LSU
Ole Miss at Louisville
SE Louisiana at Mississippi State
Appalachian State at South Carolina

Siena at Vanderbilt

16 (Friday)

*Alabama at Arkansas
*Auburn at Ole Miss
*Vanderbilt at Florida
*Tennessee at Georgia
*South Carolina at Kentucky
*Mississippi State at LSU

17 (Saturday)

*Alabama at Arkansas
*Auburn at Ole Miss
*Vanderbilt at Florida
*Tennessee at Georgia
*South Carolina at Kentucky
*Mississippi State at LSU

18 (Sunday)

*Alabama at Arkansas
*Auburn at Ole Miss
*Vanderbilt at Florida
*Tennessee at Georgia
*South Carolina at Kentucky
*Mississippi State at LSU

20 (Tuesday)

Alabama at Troy
Nevada at Arkansas
South Alabama at Auburn
Samford at Florida
Georgia Tech at Georgia
Southern Miss at Ole Miss
South Carolina at Furman (Fluor Field)
Evansville at Vanderbilt

21 (Wednesday)

Nevada at Arkansas
Kentucky at Cincinnati
Southern at LSU
Alabama A&M at Mississippi State
Wofford at South Carolina
FIU at Tennessee

22 (Thursday)

*Florida at South Carolina

23 (Friday)

*Ole Miss at Alabama
*Arkansas at Mississippi State
*LSU at Auburn
*Florida at South Carolina
*Georgia at Vanderbilt
*Kentucky at Tennessee

24 (Saturday)

*Ole Miss at Alabama
*Arkansas at Mississippi State
*LSU at Auburn
*Florida at South Carolina
*Georgia at Vanderbilt
*Kentucky at Tennessee

25 (Sunday)

*Ole Miss at Alabama
*Arkansas at Mississippi State
*LSU at Auburn
*Georgia at Vanderbilt
*Kentucky at Tennessee

27 (Tuesday)

Alabama at UAB
Auburn at Samford
Florida vs. Florida St. (Jacksonville, Fla.)
Clemson at Georgia
Western Kentucky at Kentucky
Jackson State at Ole Miss
Alcorn State at Mississippi State
South Carolina at The Citadel
MVSU at Tennessee
Tennessee Tech at Vanderbilt

SEC COMPOSITE SCHED-



28 (Wednesday)
UL-Lafayette at LSU
MVSU at Tennessee

30 (Friday)
*Alabama at Tennessee
*Arkansas at LSU
*Mississippi State at Auburn
*Florida at Ole Miss
*Kentucky at Georgia
*South Carolina at Vanderbilt

South Alabama at Mississippi State
South Carolina at Francis Marion
Tennessee at ETSU
Belmont at Vanderbilt

12 (Thursday)
*Ole Miss at Georgia

13 (Friday)
*Alabama at LSU
*Kentucky at Arkansas

25 (Wednesday)
Alabama at Samford
Bethune-Cookman at Florida
SE Louisiana at LSU
Vanderbilt at MTSU

26 (Thursday)
*Alabama at South Carolina

27 (Friday)
*Alabama at South Carolina

11 (Friday)
*Alabama at Kentucky
*Auburn at Arkansas
*Mississippi State at Florida
*South Carolina at Georgia
*Vanderbilt at LSU
*Tennessee at Ole Miss

12 (Saturday)
*Alabama at Kentucky
*Auburn at Arkansas

1 (Tuesday)
Alabama at Tennessee
Arkansas at LSU

*Florida at Ole Miss
*Kentucky at Georgia
*South Carolina at Vanderbilt

April

1 (Sunday)
*Alabama at Tennessee
*Arkansas at LSU
*Mississippi State at Auburn
*Florida at Ole Miss
*Kentucky at Georgia
*South Carolina at Vanderbilt

3 (Tuesday)
Alabama at South Alabama
Jacksonville State at Auburn
Florida at North Florida
Georgia at Western Carolina
Ole Miss vs. Southern Miss (Pearl, Miss.)
MVSU at Mississippi State
Tennessee-Martin at Vanderbilt

4 (Wednesday)
Dayton at Kentucky
South Carolina at College of Charleston
Memphis at Tennessee

5 (Thursday)
*LSU at Florida

6 (Friday)
*Auburn at Alabama
*Georgia at Arkansas
*LSU at Florida
*Ole Miss at Kentucky
*Vanderbilt at Mississippi State
*Tennessee at South Carolina

7 (Saturday)
*Auburn at Alabama
*Georgia at Arkansas
*LSU at Florida
*Ole Miss at Kentucky
*Vanderbilt at Mississippi State
*Tennessee at South Carolina

8 (Sunday)
*Auburn at Alabama
*Georgia at Arkansas
*Ole Miss at Kentucky
*Vanderbilt at Mississippi State
*Tennessee at South Carolina

10 (Tuesday)
UAB at Alabama
Arkansas at Oklahoma
Samford at Auburn
Florida at Florida State
Louisville at Kentucky
Alcorn State at LSU
Central Arkansas at Ole Miss
The Citadel at South Carolina

11 (Wednesday)
Alabama at SE Louisiana
Georgia at Clemson
LSU vs. Southern Miss (Zephyr Field)
Central Arkansas at Ole Miss

14 (Saturday)
*Alabama at LSU
*Kentucky at Arkansas
*Auburn at Vanderbilt
*Florida at Tennessee
*Ole Miss at Georgia
*Mississippi State at South Carolina

15 (Sunday)
*Alabama at LSU
*Kentucky at Arkansas
*Auburn at Vanderbilt
*Florida at Tennessee
*Ole Miss at Georgia
*Mississippi State at South Carolina

17 (Tuesday)
MVSU at Alabama
Stephen F. Austin at Arkansas
Troy at Auburn
Georgia Southern at Florida
Furman at Georgia
Cincinnati at Kentucky
Ole Miss vs. Mississippi State (Pearl, Miss.)
College of Charleston at South Carolina
ETSU at Tennessee
MTSU at Vanderbilt

18 (Wednesday)
MVSU at Alabama
Lamar at LSU

19 (Thursday)
*Tennessee at Mississippi State

20 (Friday)
*Vanderbilt at Alabama
*Arkansas at Ole Miss
*South Carolina at Auburn
*Georgia at Florida
*LSU at Kentucky
*Tennessee at Mississippi State

21 (Saturday)
*Vanderbilt at Alabama
*Arkansas at Ole Miss
*South Carolina at Auburn
*Georgia at Florida
*LSU at Kentucky
*Tennessee at Mississippi State

22 (Sunday)
*Vanderbilt at Alabama
*Arkansas at Ole Miss
*South Carolina at Auburn
*Georgia at Florida
*LSU at Kentucky

24 (Tuesday)
Oral Roberts at Arkansas
Auburn at Troy
USF at Florida
Georgia vs. Georgia Tech (Turner Field)
Kentucky at Louisville
Ole Miss at Memphis
Miss. State vs. Southern Miss (Pearl, Miss.)
Austin Peay at Tennessee

*Ole Miss at Mississippi State

28 (Saturday)
*Alabama at South Carolina
*Arkansas at Florida
*Tennessee at Auburn
*Georgia at LSU
*Kentucky at Vanderbilt
*Ole Miss at Mississippi State

29 (Sunday)
*Arkansas at Florida
*Tennessee at Auburn
*Georgia at LSU
*Kentucky at Vanderbilt
*Ole Miss at Mississippi State

May

1 (Tuesday)
Missouri at Arkansas
Tulane at LSU
Murray State at Ole Miss

2 (Wednesday)
Missouri at Arkansas
Davidson at South Carolina

3 (Thursday)
*Florida at Kentucky

4 (Friday)
*Mississippi State at Alabama
*South Carolina at Arkansas
*Auburn at Georgia
*Florida at Kentucky
*LSU at Ole Miss
*Vanderbilt at Tennessee

5 (Saturday)
*Mississippi State at Alabama
*South Carolina at Arkansas
*Auburn at Georgia
*Florida at Kentucky
*LSU at Ole Miss
*Vanderbilt at Tennessee

6 (Sunday)
*Mississippi State at Alabama
*South Carolina at Arkansas
*Auburn at Georgia
*LSU at Ole Miss
*Vanderbilt at Tennessee

8 (Tuesday)
Presbyterian at Auburn
North Florida at Florida
Louisville at Vanderbilt

9 (Wednesday)
Georgia at Georgia Tech
Kentucky at Indiana
Furman at South Carolina
Tennessee at Memphis

10 (Thursday)
*Auburn at Arkansas

13 (Sunday)
*Alabama at Kentucky
*Auburn at Arkansas
*Mississippi State at Florida
*South Carolina at Georgia
*Vanderbilt at LSU
*Tennessee at Ole Miss

15 (Tuesday)
Troy at Alabama
Arkansas vs. LA Tech (N. Little Rock)
Alabama A&M at Auburn
Florida at Samford
ETSU at Georgia
Kentucky at Murray State
Ole Miss at Arkansas State
Central Arkansas at Mississippi State
USC Upstate at South Carolina
Tennessee at MTSU

17 (Thursday)
*Georgia at Alabama
*Arkansas at Tennessee
*Florida at Auburn
*Kentucky at Mississippi State
*LSU at South Carolina
*Ole Miss at Vanderbilt

18 (Friday)
*Georgia at Alabama
*Arkansas at Tennessee
*Florida at Auburn
*Kentucky at Mississippi State
*LSU at South Carolina
*Ole Miss at Vanderbilt

19 (Saturday)
*Georgia at Alabama
*Arkansas at Tennessee
*Florida at Auburn
*Kentucky at Mississippi State
*LSU at South Carolina
*Ole Miss at Vanderbilt

22-27 (Tuesday-Sunday)
SEC Tournament
Regions Park - Hoover, Ala.

June

1-4 (Fri.-Mon.)
NCAA Regionals
Campus Sites

8-11 (Fri.-Mon.)
NCAA Super Regionals
Campus Sites

16-27
College World Series
Omaha, Neb.

* - Denotes SEC Game



OPPONENT INFORMATION

Stanford Cardinal

February 17-19 at Palo Alto, Calif.

Team Information

Coach Mark Maquess
Conference..... Pac-12
2011 Overall Record..... 35-22
2011 Conference Record..... 14-12
2011 Postseason..... Chapel Hill Super Regional

Field Information

Name Klein Field at Sunken Diamond
Dimensions..... LF-335, CF-400, RF-335

Media Relations

Contact..... Niall Adler
Phone 650.725.2959
E-mail nadler@stanford.edu
Web gostanford.com

Oakland Grizzlies

February 22 at Hawkins Field

Team Information

Coach John Musachio
Conference..... Summit
2011 Overall Record..... 19-31
2011 Conference Record..... 10-18
2011 Postseason..... None

Field Information

Name OU Baseball Field
Dimensions..... LF-333, CF-380, RF-320

Media Relations

Contact..... Scott Dunford
Phone 248.370.3123
E-mail wsunfor@oakland.edu
Web ougrizzlies.com

Oregon Ducks

February 24-26 at Hawkins Field

Team Information

Coach George Horton
Conference..... Pac-12
2011 Overall Record..... 33-26
2011 Conference Record..... 11-16
2011 Postseason..... None

Field Information

Name PK Park
Dimensions..... LF-335, CF-400, RF-325

Media Relations

Contact..... Andria Wenzel
Phone 541.346.5449
E-mail awenzel@uoregon.edu
Web GoDucks.com

Belmont Bruins

March 6 at Rose Park/April 11 at Hawkins Field

Team Information

Coach David Jarvis
Conference..... Atlantic Sun
2011 Overall Record..... 38-26
2011 Conference Record..... 17-13
2011 Postseason..... Nashville Regional

Field Information

Name Rose Park
Dimensions..... LF-330, CF-400, RF-330

Media Relations

Contact..... Dan Forcella
Phone 615.460.8023
E-mail dan.forcella@belmont.edu
Web belmontbruins.com

Louisiana Tech Bulldogs

February 29 at Hawkins Field

Team Information

Coach Wade Simoneaux
Conference..... Western Athletic
2011 Overall Record..... 34-27
2011 Conference Record..... 12-12
2011 Postseason..... None

Field Information

Name Pat Patterson Park
Dimensions..... LF-315, CF-385, RF-325

Media Relations

Contact..... Kelvin Queliz
Phone 318.257.5314
E-mail kqueliz@latech.edu
Web LATechSports.com

Rhode Island Rams

March 2-4 at Hawkins Field

Team Information

Coach Jim Foster
Conference..... Atlantic-10
2011 Overall Record..... 31-22
2011 Conference Record..... 16-8
2011 Postseason..... None

Field Information

Name Bill Beck Field
Dimensions..... LF-330, CF-400, RF-330

Media Relations

Contact..... Jodi Pontbriand
Phone 401.874.5356
E-mail jpontbriand@mail.uri.edu
Web GoRhody.com

San Diego Toreros

March 9-11 at Hawkins Field

Team Information

Coach Rich Hill
Conference..... West Coast
2011 Overall Record..... 22-31
2011 Conference Record..... 11-10
2011 Postseason..... None

Field Information

Name Cunningham Stadium
Dimensions..... LF-309, CF-395, RF-329

Media Relations

Contact..... Chris Loucks
Phone 619.260.7930
E-mail cloucks@sandiego.edu
Web usdtoreros.com

Siena Saints

March 13-14 at Hawkins Field

Team Information

Coach Tony Rossi
Conference..... Metro Atlantic Athletic
2011 Overall Record..... 28-30
2011 Conference Record..... 14-10
2011 Postseason..... None

Field Information

Name Siena Field
Dimensions..... LF-309, CF-395, RF-329

Media Relations

Contact..... Jason Rich
Phone 518.783.2377
E-mail jrich@siena.edu
Web sienasaints.com

Florida Gators★

March 16-18 at Gainesville, Fla.

Team Information

Coach Kevin O'Sullivan
Conference..... Southeastern
2011 Overall Record..... 53-19
2011 Conference Record..... 22-8
2011 Postseason..... College World Series

Field Information

Name McKethan Stadium
Dimensions..... LF-329, CF-400, RF-325

Media Relations

Contact..... John Hines
Phone 352.375.4683
E-mail johnh@gators.uaa.ufl.edu
Web gatorzone.com

OPPONENT INFORMATION



Evansville Purple Aces

March 20 at Hawkins Field

Team Information

Coach Wes Carroll
Conference..... Missouri Valley
2011 Overall Record..... 28-25
2011 Conference Record..... 7-13
2011 Postseason..... None

Field Information

Name..... Braun Stadium
Dimensions..... LF-330, CF-400, RF-330

Media Relations

Contact..... Lizzie Barlow
Phone..... 812.488.1152
E-mail..... EB153@evansville.edu
Web..... GoPurpleAces.com

Georgia Bulldogs

March 23-25 at Hawkins Field

Team Information

Coach David Perno
Conference..... Southeastern
2011 Overall Record..... 33-32
2011 Conference Record..... 16-14
2011 Postseason..... Corvallis Regional

Field Information

Name..... Foley Field
Dimensions..... LF-350, CF-404, RF-314

Media Relations

Contact..... Christopher Lakos
Phone..... 706.542.7994
E-mail..... clakos@sports.uga.edu
Web..... georgiadogs.com

Tennessee Tech Golden Eagles

March 27 at Hawkins Field

Team Information

Coach Matt Bragga
Conference..... Ohio Valley
2011 Overall Record..... 25-29
2011 Conference Record..... 12-12
2011 Postseason..... None

Field Information

Name..... Bush Stadium
Dimensions..... LF-329, CF-405, RF-330

Media Relations

Contact..... Nick Burns
Phone..... 931.372.6139
E-mail..... nburns@tntech.edu
Web..... ttusports.com

South Carolina Gamecocks

March 30-April 1 at Hawkins Field

Team Information

Coach Ray Tanner
Conference..... Southeastern
2011 Overall Record..... 55-14
2011 Conference Record..... 22-8
2011 Postseason..... National Champion

Field Information

Name..... Carolina Stadium
Dimensions..... LF-325, CF-390, RF-325

Media Relations

Contact..... Andrew Kitick
Phone..... 803.777.5204
E-mail..... kitick@mailbox.sc.edu
Web..... uscsports.com

Tennessee-Martin Skyhawks

April 3 at Hawkins Field

Team Information

Coach Bubba Cates
Conference..... Ohio Valley
2011 Overall Record..... 20-36
2011 Conference Record..... 10-13
2011 Postseason..... None

Field Information

Name..... Skyhawk Field
Dimensions..... LF-330, CF-385, RF-330

Media Relations

Contact..... Joe Lofaro
Phone..... 731.881.7632
E-mail..... jlofaro@utm.edu
Web..... utmsports.com

Mississippi State Bulldogs

April 6-8 at Starkville, Miss.

Team Information

Coach John Cohen
Conference..... Southeastern
2011 Overall Record..... 38-25
2011 Conference Record..... 14-16
2011 Postseason..... Gainesville Super Regional

Field Information

Name..... Dudy Noble Field
Dimensions..... LF-330, CF-390, RF-326

Media Relations

Contact..... Joe Dier
Phone..... 662.325.8040
E-mail..... jbdier@athletics.mstate.edu
Web..... mstateathletics.com

Auburn Tigers

April 13-15 at Hawkins Field

Team Information

Coach John Pawlowski
Conference..... Southeastern
2010 Overall Record..... 43-21
2010 Conference Record..... 20-10
2010 Postseason..... Auburn Regional

Field Information

Name..... Plainsman Park
Dimensions..... LF-315 CF-385, RF-360

Media Relations

Contact..... Daniel Froelich
Phone..... 334.844.9803
E-mail..... froehdp@auburn.edu
Web..... auburntigers.com

Middle Tennessee State Blue Raiders

April 17 at Hawkins Field/April 25 at Murfreesboro, Tenn.

Team Information

Coach Steve Peterson
Conference..... Sun Belt
2010 Overall Record..... 18-37
2010 Conference Record..... 9-21
2010 Postseason..... None

Field Information

Name..... Reese Smith Field
Dimensions..... LF-330, CF-395, RF-330

Media Relations

Contact..... Leslie Wilhite
Phone..... 615.904.8115
E-mail..... wilhite@goblueraiders.com
Web..... goblueraiders.com

Alabama Crimson Tide

April 20-22 at Tuscaloosa, Ala.

Team Information

Coach Mitch Gaspard
Conference..... Southeastern
2011 Overall Record..... 35-28
2011 Conference Record..... 14-16
2011 Postseason..... Tallahassee Regional

Field Information

Name..... Sewell-Thomas Field
Dimensions..... LF-335, CF-411, RF-335

Media Relations

Contact..... Rich Davi
Phone..... 205.348.6084
E-mail..... rdavi@ia.ua.edu
Web..... rolltide.com

★ SEC Opponent



OPPONENT INFORMATION

Kentucky Wildcats★

April 27-29 at Hawkins Field

Team Information

Coach Gary Henderson
Conference..... Southeastern
2011 Overall Record..... 25-30
2011 Conference Record..... 8-22
2011 Postseason..... None

Field Information

Name Cliff Hagan Stadium
Dimensions..... LF-340, CF-390, RF-310

Media Relations

Contact..... Brent Ingram
Phone 859.257.3838x8504
E-mail brent.ingram@uky.edu
Web ukathletics.com

Tennessee Volunteers★

May 4-6 at Knoxville, Tenn.

Team Information

Coach Dave Serrano
Conference..... Southeastern
2010 Overall Record..... 25-29
2010 Conference Record..... 7-23
2010 Postseason..... None

Field Information

Name Lindsey Nelson Stadium
Dimensions..... LF-320, CF-404, RF-330

Media Relations

Contact..... Cameron Harris
Phone 865.974.8876
E-mail charri48@utk.edu
Web utsports.com

Louisville Cardinals

May 8 at Hawkins Field

Team Information

Coach Dan McDonnell
Conference..... Big East
2011 Overall Record..... 32-29
2011 Conference Record..... 14-13
2011 Postseason..... None

Field Information

Name Jim Patterson Stadium
Dimensions..... LF-330, CF-402, RF-330

Media Relations

Contact..... Garrett Wall
Phone 502.852.3700
E-mail g.wall@louisville.edu
Web uoflsports.com

LSU Tigers★

May 11-13 at Baton Rouge, La.

Team Information

Coach Paul Mainieri
Conference..... Southeastern
2011 Overall Record..... 36-20
2011 Conference Record..... 13-17
2011 Postseason..... None

Field Information

Name Alex Box Stadium
Dimensions..... LF-330, CF-405, RF-330

Media Relations

Contact..... Bill Franques
Phone 225.578.2527
E-mail wfranqu@lsu.edu
Web lsusports.net

Ole Miss Rebels★

May 17-19 at Hawkins Field

Team Information

Coach Mike Bianco
Conference..... Southeastern
2011 Overall Record..... 30-25
2011 Conference Record..... 13-17
2011 Postseason..... None

Field Information

Name Swayse Stadium
Dimensions..... LF-329, CF-400, RF-325

Media Relations

Contact..... Bill Bunting
Phone 662.915.1083
E-mail wbunting@olemiss.edu
Web olemisssports.com

Southeastern Conference

League Information

Commissioner..... Mike Slive
Assoc. Comm.-Media Relations..... Charles Bloom

SEC Tournament Field Information

Name..... Regions Park
Dimensions..... LF-340, CF-405, RF-340

Media Relations

Contact..... Chuck Dunlap
Phone 205.458.3000x3047
E-mail cdunlap@sec.org
Web secdigitalnetwork.com

★ SEC Opponent



Directions to Vanderbilt University and Hawkins Field

Traveling North

Take 65 North to I440 West to Exit #1 I70 East. Take a right on 25th Avenue South. Hawkins Field is two blocks on the right.

Traveling South

Take I65 South to I40 East. Exit 209B (Broadway-West End). Turn right on Broadway. When Broadway splits, stay right to enter West End Avenue. The University will be on the left. Take a left on 25th Avenue South and Hawkins Field is two blocks on the right.

Traveling West (From Airport)

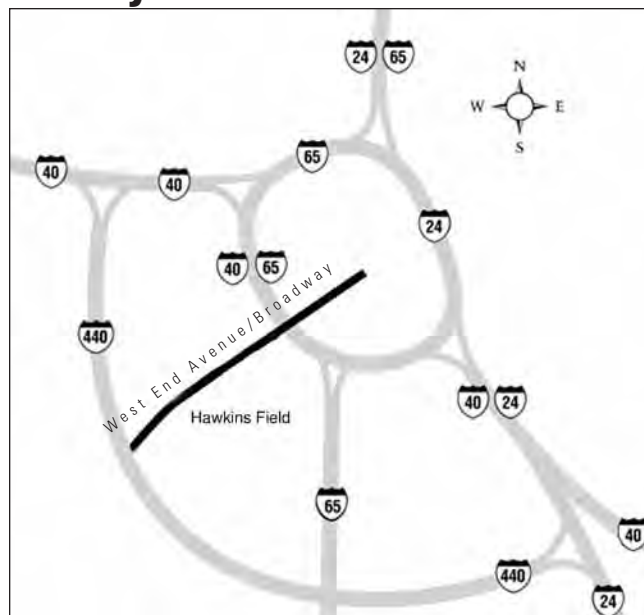
Take I40 West to Exit 209A (Broadway-West End). Turn left on Broadway. When Broadway splits, stay right to enter West End Avenue. The University will be on the left. Take a left on 25th Avenue South and Hawkins Field is two blocks on the right.

Traveling East

Take I40 East to Exit 209B (Broadway-West End). Turn right on Broadway. When Broadway splits, stay right to enter West End Avenue. The University will be on the left. Take a left on 25th Avenue South and Hawkins Field is two blocks on the right.

From Chattanooga

Take I24 West until it merges with I40 West. Stay on I40 West to Exit 209A (Broadway-West End). Turn left on Broadway. When Broadway splits, stay right to enter West End Avenue. The University will be on the left. Take a left on 25th Avenue South and Hawkins Field is two blocks on the right.



Travel/Hotel/Local Restaurants

AIRLINES

American	800-433-7300
Continental	800-523-FARE
Corporate	888-555-6565
Northwest	800-225-2525
Southwest	800-435-9792
Trans World	800-221-2000
United	800-241-6522
US Airways	900-256-8267

AUTO RENTALS (615)

Armada Vans	256-8267
Avis	361-1212
Budget	366-0822
Enterprise	872-7722
National	361-7467
Thrifty	275-4257

BUS LINES (615)

Gray Line Tours	275-1180
-----------------	----------

TAXICABS (615)

Allied Cab	244-7433
American Rivergate	865-4100
Music City Taxi	262-0451
Yellow Cab	256-0101

HOTELS (615)

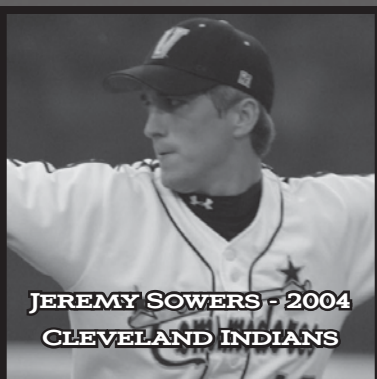
Courtyard by Marriott	327-9900
1901 West End Avenue	
Hampton Inn & Suites	320-6060
2330 Elliston Place	
Hampton Inn	329-1144
1919 West End Avenue	
Holiday Inn Select	327-4707
2613 West End Avenue	
Nashville Marriott	321-1300
2555 West End Avenue	
Loews Vanderbilt Plaza	320-1700
2100 West End Avenue	

LOCAL RESTAURANTS (615)

Blackstone's	327-9969
Brewery/Pub Fare	
1918 West End Avenue	
Chick-fil-a	352-1222
Chicken	
Nashville West	

Chili's	327-1588
American Grill	
2322 West End Avenue	
Noshville	329-6674
Deli	
1918 Broadway	
Outback Steakhouse	385-3440
Steak House	
3212 West End Avenue	
Pancake Pantry	383-9333
American	
1796 21st Avenue South	
Rotiers	327-9892
American	
2413 Elliston Place	
Ted's Montana Grille	329-3415
Classic American	
2817 West End Avenue	
Tin Angel	298-3444
American Bistro	
3201 West End Avenue	


FIRST ROUND COMMODORES



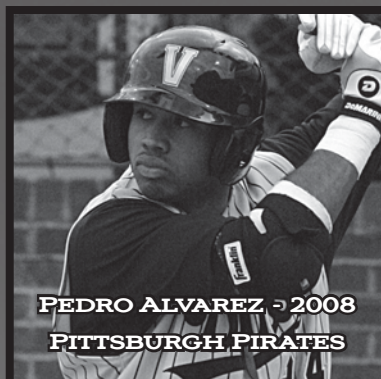
JEREMY SOWERS - 2004
CLEVELAND INDIANS



DAVID PRICE - 2007
TAMPA BAY RAYS



CASEY WEATHERS - 2007
COLORADO ROCKIES



PEDRO ALVAREZ - 2008
PITTSBURGH PIRATES



RYAN FLAHERTY - 2008
CHICAGO CUBS



MIKE MINOR - 2009
ATLANTA BRAVES




SONNY GRAY - 2011
OAKLAND ATHLETICS

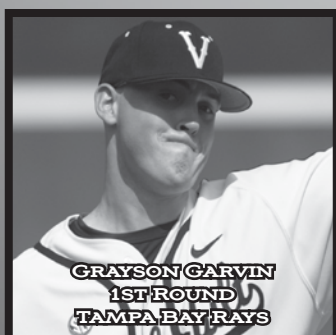


GRAYSON GARVIN - 2011
TAMPA BAY RAYS

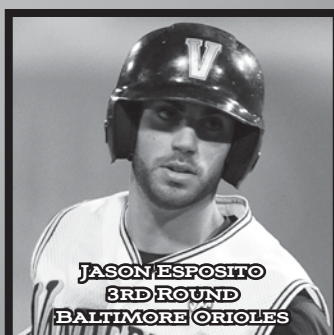
2011 DRAFTED COMMODORES




SONNY GRAY
1ST ROUND
OAKLAND ATHLETICS




GRAYSON GARVIN
1ST ROUND
TAMPA BAY RAYS




JASON ESPOSITO
3RD ROUND
BALTIMORE ORIOLES



JACK ARMSTRONG
3RD ROUND
HOUSTON ASTROS



AARON WESTLAKE
3RD ROUND
DETROIT TIGERS



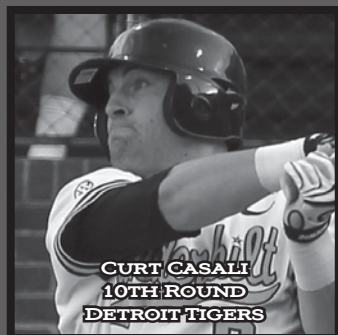
COREY WILLIAMS
3RD ROUND
MINNESOTA TWINS



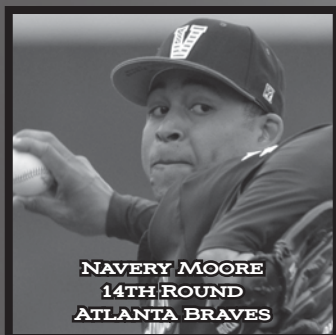
TAYLOR HILL
6TH ROUND
WASHINGTON NATIONALS



MARK LAMM
6TH ROUND
ATLANTA BRAVES




CURT CASALI
10TH ROUND
DETROIT TIGERS



NAVERY MOORE
14TH ROUND
ATLANTA BRAVES



WILL CLINARD
30TH ROUND
MINNESOTA TWINS



JOE LOFTUS
46TH ROUND
ARIZONA DIAMONDBACKS



PEDRO ALVAREZ
PITTSBURGH PIRATES

DAVID PRICE
TAMPA BAY RAYS

COMMODORES



VANDERBILT & THE PROS

Over the last eight years Vanderbilt has had 58 players selected by major league baseball teams, more than any other SEC team. During the span eight Commodores have been first round selections, including five top 10 picks. A SEC record 12 players were selected in 2011.



MIKE BAXTER
NEW YORK METS

MIKE MINOR
ATLANTA BRAVES

IN THE BIG LEAGUES



DATE	OPPONENT	TIME
FEBRUARY		
17	at Stanford	7:30 p.m.
18	at Stanford	3 p.m.
19	at Stanford	3 p.m.
22	Oakland	4 p.m.
24	Oregon	4 p.m.
25	Oregon	2 p.m.
26	Oregon	12 p.m.
29	Louisiana Tech	4 p.m.
MARCH		
2	Rhode Island	4 p.m.
3	Rhode Island	2 p.m.
4	Rhode Island	1 p.m.
6	at Belmont	4 p.m.
9	San Diego	4 p.m.
10	San Diego	2 p.m.
11	San Diego	1 p.m.
13	Siena	4 p.m.
14	Siena	4 p.m.
16	at Florida*	6 p.m.
17	at Florida*	6 p.m.
18	at Florida*	12 p.m.
20	Evansville	4 p.m.
23	Georgia*	6 p.m.
24	Georgia*	2 p.m.
25	Georgia*	1 p.m.
27	Tennessee Tech	6 p.m.
30	South Carolina*	6 p.m.
31	South Carolina*	2 p.m.
APRIL		
1	South Carolina*	1 p.m.
3	Tennessee-Martin	6 p.m.
6	at Mississippi State*	6:30 p.m.
7	at Mississippi State*	2 p.m.
8	at Mississippi State*	1:30 p.m.
11	Belmont	6 p.m.
13	Auburn*	6 p.m.
14	Auburn*	2 p.m.
15	Auburn*	1 p.m.
17	MTSU	6 p.m.
20	at Alabama*	6:35 p.m.
21	at Alabama*	2:05 p.m.
22	at Alabama*	1:05 p.m.
25	at MTSU	6 p.m.
27	Kentucky*	6 p.m.
28	Kentucky*	2 p.m.
29	Kentucky*	1 p.m.
MAY		
4	at Tennessee*	6 p.m.
5	at Tennessee*	4 p.m.
6	at Tennessee*	2 p.m.
8	Louisville	6 p.m.
11	at LSU*	7 p.m.
12	at LSU*	6:30 p.m.
13	at LSU*	1 p.m.
17	Ole Miss*+	6:30 p.m.
18	Ole Miss*	6 p.m.
19	Ole Miss*	2 p.m.
23-27	SEC Tournament	TBD
JUNE		
1-4	NCAA Regionals	TBD
8-11	NCAA Super Regionals	TBD
16-27	College World Series	TBD

*SEC Game +ESPNU

All games central time and subject to change

