



Vanderbilt (9-17, 0-13) vs. Alabama (15-11, 6-7)
Tuscaloosa, Ala. - Coleman Coliseum - 5 p.m. CT

TV: ESPNU

TV Talent: Mike Couzens (pxp), Mark Adams (analyst)

Radio: Vanderbilt Radio Network from Learfield/IMG College, vucommidores.com

Radio Talent: Joe Fisher (pxp), Tim Thompson (analyst)

Satellite Radio: XM 390

Live Stats: vucommidores.com

Twitter Updates: @VandyMBB

Vanderbilt Athletic Communications

2601 Jess Neely Drive, Nashville, TN 37212

phone: 615-322-4121

www.vucommidores.com

VANDERBILT SCHEDULE/RESULTS

NOVEMBER

Date	VU	Opp	Opponent	Time/Result	TV/Rec.
Nov. 6	-	-	Winthrop	W, 92-79	1-0
Nov. 11	-	-	USC	W, 82-78	2-0
Nov. 16	RV	-	Alcorn State	W, 79-54	3-0
Nov. 19	RV	-	Liberty	W, 79-70	4-0
Nov. 23	RV	-	Kent State	L, 75-77	4-1
Nov. 27	-	-	Savannah St.	W, 120-85	5-1

DECEMBER

Date	VU	Opp	Opponent	Time	TV/Rec.
Dec. 1	-	-	N.C. State	L, 65-80	5-2
Dec. 5	-	-	Middle Tenn.	W, 79-51	6-2
Dec. 17	-	18/19	Arizona St.	W, 81-65	7-2
Dec. 22	-	-	Kansas St.	L, 58-69	7-3
Dec. 29	-	-	Tenn. St.	W, 95-76	8-3
Dec. 31	-	-	UNC Asheville	W, 90-59	9-3

JANUARY

Date	VU	Opp	Opponent	Time	TV/Rec.
Jan. 5	-	-	Ole Miss*	L, 71-81	9-4, 0-1
Jan. 9	-	-	Georgia*	L, 63-82	9-5, 0-2
Jan. 12	-	18/18	Kentucky*	L, 47-56	9-6, 0-3
Jan. 16	-	RV/-	S. Carolina*	L, 71-74	9-7, 0-4
Jan. 19	-	24/23	Miss. State*	L, 55-71	9-8, 0-5
Jan. 23	-	1/1	Tennessee*	L, 83-88 ot	9-9, 0-6
Jan. 26	-	RV/RV	Oklahoma&	L, 55-86	9-10
Jan. 29	-	7/6	Kentucky*	L, 52-87	9-11, 0-7

FEBRUARY

Date	VU	Opp	Opponent	Time	TV/Rec.
Feb. 2	-	-	Missouri*	L, 67-77	9-12, 0-8
Feb. 5	-	-	Arkansas*	L, 66-69	9-13, 0-9
Feb. 9	-	-	Alabama*	L, 67-77	9-14, 0-10
Feb. 13	-	-	Florida*	L, 57-66	9-15, 0-11
Feb. 16	-	-	Auburn*	L, 53-64	9-16, 0-12
Feb. 19	-	5/5	Tennessee*	L, 46-58	9-17, 0-13
Feb. 23	-	-	Alabama*	5 pm	ESPNU
Feb. 27	-	-	Florida*	8 pm	SECN

MARCH

Date	VU	Opp	Opponent	Time	TV/Rec.
Mar. 2	-	-	Texas A&M*	5 pm	SECN
Mar. 6	-	-	Arkansas*	7:30 pm	SECN
Mar. 9	-	-	LSU*	7:30 pm	SECN

ALL TIMES CENTRAL

RANKINGS: AP/ESPN *SEC GAME; %SEC/Big 12 Challenge;

GAME INFORMATION



2018-19 Record: 9-17, 0-13
Head Coach: Bryce Drew
Career Record: 164-102 (7)
VU Record: 40-53 (3)

2018-19 LEADERS

Points: Saben Lee (12.9)
Rebounds: Simisola Shittu (6.7)
Assists: Saben Lee (3.8)
Blocks: Clevon Brown (1.2)

SERIES INFORMATION

Series Record: Series tied at 69
Last Meeting: UA win, 77-67, on 2/9/19 in Nashville
Record at Vanderbilt: VU leads 43-20
Record at Alabama: UA leads 45-21
Record at Neutral Site: VU leads, 5-4
Coach Drew vs. Alabama: Coach Drew is 1-2 against Alabama













2018-19 Record: 15-11, 6-7
Head Coach: Avery Johnson
Career Record: 326-243 (11)
Alabama Record: 72-57 (4)

2018-19 LEADERS

Points: Kira Lewis Jr. (14.0)
Rebounds: Donta Hall (8.4)
Assists: Kira Lewis Jr. (2.9)
Blocks: Donta Hall (1.8)

QUICK HITTERS

- ★ Vanderbilt fell to 9-17 overall and 0-13 in SEC play after dropping a 58-46 decision to Tennessee Tuesday evening in Knoxville, Tenn. Freshman Aaron Nesmith led the team with 13 points, and sophomore Saben Lee tied a career high with nine rebounds.
- ★ Nesmith was named the Co-SEC Player of the Week last week after averaging 25.0 points, 11.5 rebounds, 1.5 assists and 1.5 steals in games against Florida and Auburn last week. The honor is the third by a Vanderbilt freshman after Darius Garland and Simisola Shittu captured the honor earlier this season.
- ★ Nesmith has led the team in scoring for the last three games and rebounding in three of the last four contests.
- ★ Vanderbilt and Kentucky are the only two teams in the SEC that have had three different players named as Freshman of the Week. This year is also the first time the Commodores have had three different players selected as Freshman of the Week in one season.
- ★ Lee leads the Commodores in scoring with 12.9 points per game. Nesmith is the team's leading scorer and rebounder in conference games only (15.1 points, 6.1 rebounds).
- ★ This will be the Commodores' second game against the Crimson Tide, with the previous meeting happening two weeks ago at Memorial Gym on February 9 in a game Alabama won, 77-67. It marks only the second time since 1990 that the two teams have met twice in the regular season.
- ★ From January 12 to January 29, the Commodores took on four ranked opponents and two opponents that were receiving votes.
- ★ Vanderbilt, an inaugural member of the Southeastern Conference, is in their 86th season of SEC competition. Vanderbilt has won two SEC Tournament titles (1951, 2012) and three regular season titles in 1965, 1974, and 1993. This is the 67th SEC season in Memorial Gym for the Commodores.
- ★ The Commodores enter the game as the 301st-most experienced team in the country according to KenPom.com. Vanderbilt's leading top three leading scorers are two freshmen, Aaron Nesmith and Simisola Shittu, and sophomore Saben Lee.
- ★ Shittu is the league's freshman leading rebounder with 6.7 rebounds per game in all games.
- ★ Vanderbilt freshman guard Darius Garland declared for the NBA Draft on Jan. 22.
- ★ Vanderbilt's average height is 78.5 inches (6 feet, 5 inches) and ranks 14th nationally according to KenPom.
- ★ The Commodores have marched to the charity-stripe 621 times this season, which leads all SEC schools. Vanderbilt is third in the SEC with 425 free throw makes. 23.0% of the team's points comes from free throws (18th nationally).
- ★ Vanderbilt also ranks in the top five in the SEC in 3FG Attempts (3rd, 603), defensive rebounds (5th, 26.31), and 3FG percentage defense (3rd, 32.9%).
- ★ Individually, Lee is ranked in the top 10 in the SEC in assists per game (8th, 3.8), free throw attempts (2nd, 172) and free throws made (3rd, 121). Matt Ryan is ranked in 3FG attempts (5th, 165), total 3FG made (6th, 57), and 3FG made per game (7th, 2.19), while Shittu is ranked in defensive rebounds per game (8th, 5.08), free throw attempts (7th, 126), rebounds per game (T-9th, 6.7), and total rebounds (9th, 175).
- ★ Vanderbilt won their 800th career game at Memorial Gym against Arizona State on December 17. Memorial Gym, which opened in 1952, is the oldest basketball arena in the SEC.
- ★ The Commodores signed a pair of four-star prospects in the early signing period. Austin Crowley, a 6'4 shooting guard from West Point, Miss. who attends Sunrise Christian Academy in Wichita, Kansas, and Dylan Disu, a 6'8 power forward from Plugerville, Texas who attends Hendrickson High School, each signed a letter of intent with the Commodores in November.

0		<p>SABEN LEE G ★ 6-2 ★ 183 ★ So. ★ Phoenix, Ariz.</p> <table border="1"> <thead> <tr> <th>PPG</th> <th>RPG</th> <th>APG</th> <th>SPG</th> <th>BPG</th> <th>MPG</th> </tr> </thead> <tbody> <tr> <td>12.9</td> <td>3.7</td> <td>3.8</td> <td>0.8</td> <td>0.2</td> <td>31.6</td> </tr> </tbody> </table>	PPG	RPG	APG	SPG	BPG	MPG	12.9	3.7	3.8	0.8	0.2	31.6	<p>NOTES: Leading scorer in all games at 13.1 points per game...Tied a career high with 24 points at Oklahoma and Alabama...Currently 8th in SEC in assists, and 2nd in FTs made and attempted ...Son of former FSU/NFL great Amp Lee.</p>	<p>CAREER HIGHS Pts. - 24, last vs. Oklahoma (1/26/19) Rebs. - 9, vs. TAMU (2/24/18) Ast. - 9, vs. TAMU (2/24/18) Min. - 42, vs. UT (1/23/19)</p>
PPG	RPG	APG	SPG	BPG	MPG											
12.9	3.7	3.8	0.8	0.2	31.6											
1		<p>YANNI WETZELL F/C ★ 6-10 ★ 240 ★ Jr. ★ Auckland, N.Z.</p> <table border="1"> <thead> <tr> <th>PPG</th> <th>RPG</th> <th>APG</th> <th>SPG</th> <th>BPG</th> <th>MPG</th> </tr> </thead> <tbody> <tr> <td>5.1</td> <td>3.2</td> <td>0.4</td> <td>0.6</td> <td>0.5</td> <td>17.3</td> </tr> </tbody> </table>	PPG	RPG	APG	SPG	BPG	MPG	5.1	3.2	0.4	0.6	0.5	17.3	<p>NOTES: Made eight starts this season...Tallied first double-double of Commodore career vs. Auburn (10 pts, 10 rebs)...Scored Commodore-high of 16 points against UNC Asheville...Tallied 12 points in win over nationally-ranked Arizona State.</p>	<p>CAREER HIGHS Pts. - 29, vs. Newman (2/23/17) Rebs. - 12, vs. Newman (1/21/17) Ast. - 5, vs. Okla. Christian (2/9/17) Min. - 42, vs. Rogers St.(12/16/16)</p>
PPG	RPG	APG	SPG	BPG	MPG											
5.1	3.2	0.4	0.6	0.5	17.3											
2		<p>JOE TOYE G/F ★ 6-7 ★ 210 ★ Sr. ★ Chicago, Ill.</p> <table border="1"> <thead> <tr> <th>PPG</th> <th>RPG</th> <th>APG</th> <th>SPG</th> <th>BPG</th> <th>MPG</th> </tr> </thead> <tbody> <tr> <td>7.8</td> <td>3.0</td> <td>0.7</td> <td>0.6</td> <td>0.4</td> <td>24.2</td> </tr> </tbody> </table>	PPG	RPG	APG	SPG	BPG	MPG	7.8	3.0	0.7	0.6	0.4	24.2	<p>NOTES: Only senior on this year's roster...Tied a career high with 18 points at Arkansas...Scored 16 points in win at USC; also added a career-high nine rebounds... Scored in double figures in three straight games to start the season and 10 games overall.</p>	<p>CAREER HIGHS Pts. - 18, 3x last vs. Arkansas (1/6/19) Rebs. - 9, at USC (11/11/18) Ast. - 4, 2x, last vs. MSU (2/14/18) Min. - 38, vs. Florida (3/10/17)</p>
PPG	RPG	APG	SPG	BPG	MPG											
7.8	3.0	0.7	0.6	0.4	24.2											
3		<p>MAXWELL EVANS G ★ 6-2 ★ 192 ★ So. ★ Houston, Texas</p> <table border="1"> <thead> <tr> <th>PPG</th> <th>RPG</th> <th>APG</th> <th>SPG</th> <th>BPG</th> <th>MPG</th> </tr> </thead> <tbody> <tr> <td>3.7</td> <td>1.6</td> <td>1.4</td> <td>0.3</td> <td>0.1</td> <td>12.9</td> </tr> </tbody> </table>	PPG	RPG	APG	SPG	BPG	MPG	3.7	1.6	1.4	0.3	0.1	12.9	<p>NOTES: Played season-high 26 minutes and scored career-high 16 points against Savannah State ...Scored in double figures in four games this year, including 10 against Georgia...Played in 29 games and made 15 starts as a true freshman in 2017-18..</p>	<p>CAREER HIGHS Pts. - 16, vs. Savannah State (11/27/17) Rebs. - 9, at Arkansas (02/10/18) Ast. - 6, vs. USC (11/19/17) Min. - 32, vs. USC (11/19/17)</p>
PPG	RPG	APG	SPG	BPG	MPG											
3.7	1.6	1.4	0.3	0.1	12.9											
10		<p>DARIUS GARLAND G ★ 6-2 ★ 175 ★ Fr. ★ Nashville, Tenn.</p> <table border="1"> <thead> <tr> <th>PPG</th> <th>RPG</th> <th>APG</th> <th>SPG</th> <th>BPG</th> <th>MPG</th> </tr> </thead> <tbody> <tr> <td>16.2</td> <td>3.8</td> <td>2.6</td> <td>0.8</td> <td>0.4</td> <td>27.8</td> </tr> </tbody> </table>	PPG	RPG	APG	SPG	BPG	MPG	16.2	3.8	2.6	0.8	0.4	27.8	<p>NOTES: Injured meniscus vs. Kent St., out for the season...Scored a SEC-best 33 points against Liberty... Won SEC Freshman of the week honors in two VU wins... Named a 2018 McDonald's All-American...Declared for the NBA Draft on January 23.</p>	<p>CAREER HIGHS Pts. - 33, vs Liberty (11/19/18) Rebs. - 7, vs. Alcorn St. (11/16/18) Ast. - 4, 3x, last vs Liberty (11/19/18) Min. - 37, vs. Liberty (11/19/18)</p>
PPG	RPG	APG	SPG	BPG	MPG											
16.2	3.8	2.6	0.8	0.4	27.8											
11		<p>SIMISOLA SHITTU F/C ★ 6-10 ★ 240 ★ Fr. ★ Burlington, Ont.</p> <table border="1"> <thead> <tr> <th>PPG</th> <th>RPG</th> <th>APG</th> <th>SPG</th> <th>BPG</th> <th>MPG</th> </tr> </thead> <tbody> <tr> <td>11.4</td> <td>6.7</td> <td>1.8</td> <td>0.7</td> <td>0.7</td> <td>27.5</td> </tr> </tbody> </table>	PPG	RPG	APG	SPG	BPG	MPG	11.4	6.7	1.8	0.7	0.7	27.5	<p>NOTES: Tallied double doubles in three games this season (Winthrop, USC, Georgia)...2nd on team in scoring and leads in rebounding...Leading freshmen rebounder in the SEC...Scored in double figures in 16 games... Tallied career-high 21 points vs. Ole Miss.</p>	<p>CAREER HIGHS Pts. - 21, vs. Ole Miss (01/5/19) Rebs. - 15, at USC (11/11/18) Ast. - 5, vs Savannah State (11/27/18) Min. - 35, vs. UT (1/23/19)</p>
PPG	RPG	APG	SPG	BPG	MPG											
11.4	6.7	1.8	0.7	0.7	27.5											
13		<p>MATTHEW MOYER F ★ 6-8 ★ 217 ★ R-So. ★ Gahanna, Ohio</p> <table border="1"> <thead> <tr> <th>PPG</th> <th>RPG</th> <th>APG</th> <th>SPG</th> <th>BPG</th> <th>MPG</th> </tr> </thead> <tbody> <tr> <td>3.8</td> <td>2.8</td> <td>0.7</td> <td>0.3</td> <td>0.6</td> <td>13.8</td> </tr> </tbody> </table>	PPG	RPG	APG	SPG	BPG	MPG	3.8	2.8	0.7	0.3	0.6	13.8	<p>NOTES: Transferred from Syracuse...Granted immediate eligibility on Nov. 15...Scored most points as a Commodore against Middle Tennessee (14 points)...Played in 2017-18 after redshirting in 2016-17...Named the Conn. Gatorade POY as a senior at South Kent Prep.</p>	<p>CAREER HIGHS Pts. - 18, vs. UConn (12/5/17) Rebs. - 10, at Fla. St. (1/13/18) Ast. - 5, vs. Savannah State (11/27/18) Min. - 36, vs. UConn (12/5/17)</p>
PPG	RPG	APG	SPG	BPG	MPG											
3.8	2.8	0.7	0.3	0.6	13.8											
15		<p>CLEVON BROWN F ★ 6-8 ★ 240 ★ Jr. ★ San Antonio, Texas</p> <table border="1"> <thead> <tr> <th>PPG</th> <th>RPG</th> <th>APG</th> <th>SPG</th> <th>BPG</th> <th>MPG</th> </tr> </thead> <tbody> <tr> <td>3.3</td> <td>2.6</td> <td>0.4</td> <td>0.3</td> <td>1.2</td> <td>16.0</td> </tr> </tbody> </table>	PPG	RPG	APG	SPG	BPG	MPG	3.3	2.6	0.4	0.3	1.2	16.0	<p>NOTES: Made seven starts this season...Scored eight points in win at USC... Played 19 minutes vs. Winthrop in season opener, had six points, six rebounds and two blocks...Had three or more blocks in seven career games, including three against UNC Asheville.</p>	<p>CAREER HIGHS Pts. - 13, vs. Austin Peay (11/10/17) Rebs. - 6, 2x, last at UF (12/30/17) Ast. - 4 vs South Carolina (1/16/19) Min. - 31, at UK (1/30/18)</p>
PPG	RPG	APG	SPG	BPG	MPG											
3.3	2.6	0.4	0.3	1.2	16.0											
24		<p>AARON NESMITH F ★ 6-8 ★ 213 ★ Fr. ★ Charleston, S.C.</p> <table border="1"> <thead> <tr> <th>PPG</th> <th>RPG</th> <th>APG</th> <th>SPG</th> <th>BPG</th> <th>MPG</th> </tr> </thead> <tbody> <tr> <td>11.5</td> <td>6.0</td> <td>1.4</td> <td>0.7</td> <td>0.6</td> <td>28.6</td> </tr> </tbody> </table>	PPG	RPG	APG	SPG	BPG	MPG	11.5	6.0	1.4	0.7	0.6	28.6	<p>NOTES: Started last 13 games...Won SEC Co-FOW after averaging 25.0 ppg against Florida and Auburn...Set new career high with 26 points at Florida...Posted 24 points vs. Tenn....Leads team in scoring and rebounding in SEC play...Had career-high 14 rebounds vs. Auburn.</p>	<p>CAREER HIGHS Pts. - 26, at UF (2/13/19) Rebs. - 14, vs Auburn (2/16/19) Ast. - 4, at USC (11/11/18) Min. - 42, vs UT (1/23/19)</p>
PPG	RPG	APG	SPG	BPG	MPG											
11.5	6.0	1.4	0.7	0.6	28.6											
32		<p>MATT RYAN F ★ 6-8 ★ 209 ★ Jr. ★ Cortlandt Manor, N.Y.</p> <table border="1"> <thead> <tr> <th>PPG</th> <th>RPG</th> <th>APG</th> <th>SPG</th> <th>BPG</th> <th>MPG</th> </tr> </thead> <tbody> <tr> <td>8.7</td> <td>2.8</td> <td>1.0</td> <td>0.1</td> <td>0.1</td> <td>24.9</td> </tr> </tbody> </table>	PPG	RPG	APG	SPG	BPG	MPG	8.7	2.8	1.0	0.1	0.1	24.9	<p>NOTES: Transfer from Notre Dame who transferred after 2016-17 season...Scored season-high 19 points vs. UNC Asheville...Scored in double figures in eight games this year...While at ND, the team advanced to the 2nd round (2017) and the Elite Eight (2016).</p>	<p>CAREER HIGHS Pts. - 23, vs. Chicago St. (11/26/16) Rebs. - 7, 2x last vs. Liberty (11/19/18) Ast. - 4, vs. Alcorn St. (11/16/18) Min. - 35, vs. Georgia Tech (1/13/16)</p>
PPG	RPG	APG	SPG	BPG	MPG											
8.7	2.8	1.0	0.1	0.1	24.9											

Ibas

Henry
Gene
Moe
Clarence

1,630
Wins

Suttons

Eddie
Scott
Sean

1,171
Wins

Drews

Homer
Scott
Bryce

1,136
Wins

All-Time Winningest Collegiate Coaching Families

The Drew family is now third on the all-time winningest collegiate coaching family in college basketball history with 1,136 wins.

- Homer Drew - 640**
(Bethel College - 252; IU-South Bend - 17; Valparaiso - 371)
- Scott Drew - 332**
(Valparaiso - 20; Baylor - 312)
- Bryce Drew - 164**
(Valparaiso - 124; Vanderbilt -39)

VU Staff Can Score

The Vanderbilt men's basketball staff has combined to score a total of 5,486 collegiate points, with head coach Bryce Drew leading the way with 2,142 points. Here's a breakdown of the staff's scoring totals.

Head Coach Bryce Drew, Valparaiso	2,142
Asst. Coach Casey Shaw, Toledo	1,562
Assoc. Head Coach Roger Powell, Jr., Illinois	1,178
Asst. Coach Jake Diebler, Valparaiso	586

Total 5,486

Garland Superlatives

Most Points by Freshman in Debut, SEC Since 2010-11

Tremont Waters, LSU	27	11/10/17 vs. Alcorn
Terrence Jones, UK	25	11/12/10 vs. EastTn
Darius Garland, VU	24	11/6/18 vs. Win
Keldon Johnson, UK	23	11/6/18 vs. Duke
Frankie Hughes, Mizzou	23	11/13/16 vs. AlaA&M
Julius Randle, UK	23	11/8/13 vs. NC-Ash
Anthony Davis, UK	23	11/11/11 vs. Marist

ABOUT ALABAMA

QUICK FACTS

LocationTuscaloosa, Ala.
Founded 1831
Conference.....Southeastern
Enrollment.....38,563
Nickname.....Crimson Tide
Colors.....Crimson and White
Home ArenaColeman Coliseum (15,383)
President.....Dr. Stuart R. Bell
Athletics Director.....Greg Byrne

Basketball Staff

Head Coach Avery Johnson
Record Overall326-243 (11)
Record at Alabama72-57 (4)
Assistant Coaches Yasir Rosemond, John Pelphrey,
 Antoine Pettway

- ★ Alabama enters Saturday's game with a 15-11 overall record and a 6-6 mark in the SEC after losing to Texas A&M on Tuesday night, 65-56.
- ★ This will be the second regular season meeting between the two schools this season. The overall series is tied at 69, with the Crimson Tide owning a 45-21 advantage in the series in games played in Tuscaloosa.
- ★ Kira Lewis Jr. leads the Crimson Tide in scoring with 14.0 points per game. John Petty (11.0) and Donta Hall (10.7) also average double figures.

Three Commodores on NBA Rosters

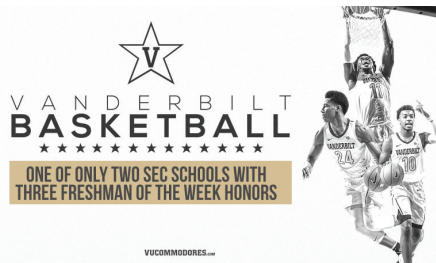
Former Commodores John Jenkins, Damian Jones and Luke Kornet are currently on active NBA rosters. Jones averaged 17.1 minutes and 5.4 points per game with the Golden State Warriors this season before being sidelined with a torn left pectoral muscle. He has won two championships with the team in his three seasons in the Bay Area. Kornet plays with the New York Knicks and is averaging 15.9 minutes and 7.2 points per game in 29 games and 11 starts. Jenkins just signed a two-year contract with the Knicks. He's played in six games with New York and averaged 4.5 ppg.

Three Freshman - 20+ Points

The Commodores are one of only 10 programs (Duke, UNC Asheville, Pittsburgh, Georgetown, Kansas, Kentucky, Mount St. Mary's, Rice, and UTEP) in the nation to have three separate freshman score 20 points or more in a game (Darius Garland, Aaron Nesmith, Simisola Shittu)

STAT COMPARISON

	VU		ALABAMA	
	All	SEC	All	SEC
Record	9-17	0-13	15-11	6-7
Scoring Offense	71.1	61.4	73.7	71.6
Scoring Defense	72.3	73.1	72.2	73.0
FG%	.429	.389	.451	.442
FG% Defense	.424	.443	.445	.448
3FG%	.327	.312	.339	.340
3FG% Defense	.329	.341	.339	.333
Free Throw %	.684	.637	.682	.685
Rebounding	36.1	32.3	37.3	36.2
Rebounding Margin	+0.8	-3.5	+3.7	+1.6
Turnovers/game	14.0	14.1	13.5	13.2
Opponent Turnovers	11.4	10.6	12.1	11.5
Steals	4.7	4.4	4.3	4.2
Blocks	4.0	3.1	5.0	4.7



3-Point U

The Commodores are one of only three schools (UNLV and Princeton) to have made a three-point basket in every game since the inception of the three-point line in the 1986-87 season.

With a made three against Alabama, Vanderbilt will move to 1,058 consecutive games with a three-pointer.

Replacing Three 1,000 Point Scorers

Matthew Fisher-Davis, Riley LaChance and Jeff Roberson each departed Vanderbilt in 2018 as 1,000-point scorers. Each were four-year players for the Commodores who advanced to the postseason on three different occasions (2015 NIT, 2016 and 2017 NCAA Tournaments). There has been only one other class of Vanderbilt players to have three 1,000-point scorers - the vaunted "F Troop" - Butch Feher, Joe Ford and Jeff Fosnes in 1976. Roberson and Fisher-Davis are now playing in the NBA G League, while LaChance has taken his talents to play professionally in Poland.

Against the SEC

An inaugural member of the SEC, Vanderbilt has a career 716-721 record against current members of the SEC.

Last Time Out

Box Score vs. Tennessee



Official Basketball Box Score -- Game Totals -- Final Statistics
Vanderbilt vs Tennessee
 02/19/19 7:01 p.m. at Knoxville, Tenn. (Thompson-Boling Arena)



Vanderbilt 46 • 9-17, 0-13 SEC

#	Player	Total			3-Ptr			Rebounds			PF	TP	A	TO	Blk	Stl	Min
		FG-FGA	FG-FGA	FT-FTA	FG-FGA	FG-FGA	FT-FTA	Off	Def	Tot							
11	SHITTU, Simisola	f	4-14	0-0	1-2	1	5	6	1	9	1	3	0	0	35		
15	BROWN, Clevon	f	1-2	0-0	0-0	2	1	3	3	2	0	0	0	0	18		
32	RYAN, Matt	f	2-9	2-8	0-0	0	2	2	2	6	2	0	0	1	36		
00	LEE, Saben	g	3-8	1-3	1-2	1	8	9	3	8	5	2	0	0	39		
24	NESMITH, Aaron	g	5-14	3-8	0-0	1	4	5	2	13	3	2	0	1	35		
01	WETZELL, Yanni		1-3	0-0	0-0	1	0	1	3	2	0	2	1	4	18		
02	TOYE, Joe		0-1	0-1	0-0	0	1	1	1	0	0	2	0	0	9		
03	EVANS, Maxwell		0-0	0-0	0-0	0	0	0	0	0	0	1	0	0	1		
13	MOYER, Matthew		2-5	1-3	1-2	1	1	2	0	6	0	0	0	0	9		
Team						1	3	4									
Totals			18-56	7-23	3-6	8	25	33	15	46	11	12	1	6	200		

FG % 1st Half: 10-22 45.5% 2nd half: 8-34 23.5% Game: 18-56 32.1% Deadball Rebounds 2
 3FG % 1st Half: 5-12 41.7% 2nd half: 2-11 18.2% Game: 7-23 30.4%
 FT % 1st Half: 2-4 50.0% 2nd half: 1-2 50.0% Game: 3-6 50.0%

Tennessee 58 • 24-2, 12-1 SEC

#	Player	Total			3-Ptr			Rebounds			PF	TP	A	TO	Blk	Stl	Min
		FG-FGA	FG-FGA	FT-FTA	FG-FGA	FG-FGA	FT-FTA	Off	Def	Tot							
02	Williams, Grant	f	7-13	0-0	0-1	4	7	11	2	14	1	1	1	0	32		
11	Alexander, Kyle	f	0-1	0-0	3-4	1	2	3	1	3	0	0	1	0	19		
00	Bone, Jordan	g	4-7	1-4	0-0	0	3	3	0	9	6	2	0	0	32		
01	Turner, Lamonte	g	4-12	3-9	1-1	1	4	5	1	12	4	1	0	1	33		
05	Schofield, Admiral	g	5-12	2-5	0-0	0	5	5	2	12	0	5	0	3	30		
10	Fulkerson, John		1-2	0-0	0-0	1	2	3	2	2	0	0	1	0	13		
13	Johnson, Jalen		1-1	0-0	0-0	1	1	2	0	2	0	1	0	0	4		
15	Walker, Derrick		0-0	0-0	0-0	0	1	1	0	0	0	0	0	0	1		
23	Bowden, Jordan		1-6	0-2	2-3	0	2	2	1	4	2	1	0	2	27		
35	Pons, Yves		0-2	0-1	0-0	0	3	3	2	0	0	0	1	0	9		
Team						1	1	2									
Totals			23-56	6-21	6-9	9	31	40	11	58	13	11	4	6	200		

FG % 1st Half: 14-32 43.8% 2nd half: 9-24 37.5% Game: 23-56 41.1% Deadball Rebounds 2
 3FG % 1st Half: 4-11 36.4% 2nd half: 2-10 20.0% Game: 6-21 28.6%
 FT % 1st Half: 4-5 80.0% 2nd half: 2-4 50.0% Game: 6-9 66.7%

Officials: Doug Shows, Ted Valentine, Brian O'Connell
 Technical fouls: Vanderbilt-None. Tennessee-None.
 Attendance: 20523

Score by periods	1st	2nd	Total
Vanderbilt	27	19	46
Tennessee	36	22	58

Points	In Paint	Off T/O	2nd Chance	Fast Break	Bench
VU	20	6	4	2	8
UT	24	10	12	3	8

Last FG - VU 2nd-01:15, UT 2nd-00:03.
 Largest lead - VU by 3 1st-14:28, UT by 14 1st-01:26.
 VU led for 02:21. UT led for 35:14. Game was tied for 02:25.

Score tied - 2 times.
 Lead changed - 4 times.

Recap

KNOXVILLE, Tenn. (AP) - Grant Williams had 14 points and 11 rebounds, and No. 5 Tennessee beat Vanderbilt, 58-46, on Tuesday night in the Volunteers' first game since losing their No. 1 ranking.

Tennessee (24-2, 12-1 Southeastern Conference) bounced back from its first loss since Thanksgiving week, an 86-69 defeat at No. 4 Kentucky on Saturday to snap a school-record 19-game winning streak.

Vanderbilt (9-17, 0-13) shot just 32.1 percent (18-of-56) overall and 23.5 percent (8-of-34) in the second half.

Aaron Nesmith had 13 to lead Vanderbilt.

Admiral Schofield and Lamonte' Turner scored 11 points each for Tennessee.

Turner put Tennessee ahead for good, 16-13, with 12:47 left in the first half when he sank a 3-pointer while getting fouled to produce a four-point play. Turner added another 3-pointer less than a minute later as part of an 11-0 run.

Tennessee led 36-22 late in the first half, but then scored two points over a stretch that lasted nearly nine minutes, allowing Vanderbilt to creep back into the game.

Vanderbilt went on a 10-0 run that started late in the first half and carried over to the second. But the Commodores never got Tennessee's lead below four in the second half.

Tennessee finally pulled away and extended its lead to 51-38 by going on a 9-0 run that was capped by Schofield's 3-pointer with 6:10 left. Vanderbilt answered with six straight points but couldn't get any closer.

2018-19 Box Scores



Official Basketball Box Score - Game Totals - Final Statistics
Arizona State vs Vanderbilt
12/17/18 6 p.m. at Nashville, Tenn. (Memorial Gym)



Arizona State 65 • 8-2

Table with columns: Player, FG-FGA, 3-Ptr, Rebounds, PF, TP, A TO Blk Stl, Min. Includes player stats for Lawrence, Kimani, White, Romello, Cheatham, Zylan, etc.

Summary statistics table: FG % 1st Half: 11-33 33.3%, 2nd half: 10-32 31.3%, Game: 21-65 32.3%

Vanderbilt 81 • 7-2

Table with columns: Player, FG-FGA, 3-Ptr, Rebounds, PF, TP, A TO Blk Stl, Min. Includes player stats for SHITTU, Simisola, MOYER, Matthew, etc.

Summary statistics table: FG % 1st Half: 14-34 41.2%, 2nd half: 10-21 47.6%, Game: 24-55 43.6%

Officials: Doug Sirmans, Keith Kimble, Michael Roberts
Technical fouls: Arizona State-Dort,Luguentz. Vanderbilt-None.

Score by periods table and game log table with columns: In, Off, 2nd, Fast, Bench

Last FG - ASU 2nd-01:00, VU 2nd-02:46.
Largest lead - ASU by 9 1st-16:46, VU by 16 2nd-00:32.



Official Basketball Box Score - Game Totals - Final Statistics
Vanderbilt vs Kansas State
12/22/18 6:01 p.m. CT at Kansas City, Mo. - Sprint Center



Vanderbilt 58 • 7-3

Table with columns: Player, FG-FGA, 3-Ptr, Rebounds, PF, TP, A TO Blk Stl, Min. Includes player stats for SHITTU, Simisola, MOYER, Matthew, etc.

Summary statistics table: FG % 1st Half: 8-26 30.8%, 2nd half: 7-21 33.3%, Game: 15-47 31.9%

Kansas State 69 • 9-2

Table with columns: Player, FG-FGA, 3-Ptr, Rebounds, PF, TP, A TO Blk Stl, Min. Includes player stats for MAWIEN, Makol, SNEED, Xavier, etc.

Summary statistics table: FG % 1st Half: 12-29 41.4%, 2nd half: 12-29 41.4%, Game: 24-58 41.4%

Officials: Joe DeRosa, Byron Jarrett, Kerby Sitton
Technical fouls: Vanderbilt-None. Kansas State-None.

Score by periods table and game log table with columns: Points, In, Off, 2nd, Fast, Bench

Last FG - VU 2nd-00:53, KS 2nd-03:10.
Largest lead - VU None, KS by 22 2nd-11:02.



Official Basketball Box Score - Game Totals - Final Statistics
Tennessee State vs Vanderbilt
12/29/18 12:30 p.m. at Nashville, Tenn. (Memorial Gym)



Tennessee State 76 • 3-9

Table with columns: Player, FG-FGA, 3-Ptr, Rebounds, PF, TP, A TO Blk Stl, Min. Includes player stats for EGBUTA, Emmanuel, CHAFFEE JR., Stokley, etc.

Summary statistics table: FG % 1st Half: 12-33 36.4%, 2nd half: 12-30 40.0%, Game: 24-63 38.1%

Vanderbilt 95 • 8-3

Table with columns: Player, FG-FGA, 3-Ptr, Rebounds, PF, TP, A TO Blk Stl, Min. Includes player stats for WETZELL, Yanni, SHITTU, Simisola, etc.

Summary statistics table: FG % 1st Half: 14-32 43.8%, 2nd half: 15-26 57.7%, Game: 29-58 50.0%

Officials: Brian Shey, Jason Baker, John Hampton
Technical fouls: Tennessee State-None. Vanderbilt-None.

Score by periods table and game log table with columns: Points, In, Off, 2nd, Fast, Bench

Last FG - TSUMBB 2nd-00:53, VU 2nd-01:22.
Largest lead - TSUMBB by 10 1st-13:05, VU by 23 2nd-07:35.



Official Basketball Box Score - Game Totals - Final Statistics
UNC Asheville vs Vanderbilt
12/31/18 1 p.m. at Nashville, Tenn. (Memorial Gym)



UNC Asheville 59 • 2-12

Table with columns: Player, FG-FGA, 3-Ptr, Rebounds, PF, TP, A TO Blk Stl, Min. Includes player stats for GILMORE, Donovan, JUDE, Coty, etc.

Summary statistics table: FG % 1st Half: 12-29 41.4%, 2nd half: 9-24 37.5%, Game: 21-53 39.6%

Vanderbilt 90 • 9-3

Table with columns: Player, FG-FGA, 3-Ptr, Rebounds, PF, TP, A TO Blk Stl, Min. Includes player stats for WETZELL, Yanni, SHITTU, Simisola, etc.

Summary statistics table: FG % 1st Half: 14-26 53.8%, 2nd half: 13-22 59.1%, Game: 27-48 56.3%

Officials: Jeffrey Anderson, Todd Austin, Rob Rorke
Technical fouls: UNC Asheville-None. Vanderbilt-None.

Score by periods table and game log table with columns: Points, In, Off, 2nd, Fast, Bench

Last FG - AVL 2nd-07:01, VU 2nd-00:24.
Largest lead - AVL by 5 1st-13:29, VU by 31 2nd-00:24.

2018-19 Box Scores



Official Basketball Box Score -- Game Totals -- Final Statistics
Ole Miss vs Vanderbilt
01/05/19 7:30 p.m. at Nashville, Tenn. (Memorial Gym)



Ole Miss 81 • 11-2 1-0

Box score table for Ole Miss vs Vanderbilt, including columns for Player, FG-FGA, 3-Ptr, FT-FTA, Rebounds, PF, TP, A TO Blk Stl, and Min.

FG % 1st Half: 13-31 41.9% 2nd half: 15-26 57.7% Game: 28-57 49.1%
3FG % 1st Half: 4-10 40.0% 2nd half: 2-8 25.0% Game: 6-18 33.3%
FT % 1st Half: 5-7 71.4% 2nd half: 14-15 93.3% Game: 19-22 86.4%

Vanderbilt 71 • 9-4 0-1

Box score table for Vanderbilt vs Ole Miss, including columns for Player, FG-FGA, 3-Ptr, FT-FTA, Rebounds, PF, TP, A TO Blk Stl, and Min.

FG % 1st Half: 13-31 41.9% 2nd half: 11-29 37.9% Game: 24-60 40.0%
3FG % 1st Half: 1-7 14.3% 2nd half: 5-13 38.5% Game: 6-20 30.0%
FT % 1st Half: 5-10 50.0% 2nd half: 12-19 63.2% Game: 17-29 58.6%

Officials: Pat Adams, R.B. Clyburn, Robert Felder
Technical fouls: Ole Miss-None, Vanderbilt-None.
Attendance: 10422

Score by periods table with columns for 1st, 2nd, Total and Points.

Last FG - OM 2nd-01:24, VU 2nd-03:46.
Largest lead - OM by 10 2nd-00:31, VU by 6 1st-18:36.
OM led for 15:36. VU led for 17:02. Game was tied for 07:22.



Official Basketball Box Score -- Game Totals -- Final Statistics
Vanderbilt vs Georgia
01/09/19 6:30 PM ET at Stegeman Coliseum - Athens, Ga.



Vanderbilt 63 • 9-5, 0-2

Box score table for Vanderbilt vs Georgia, including columns for Player, FG-FGA, 3-Ptr, FT-FTA, Rebounds, PF, TP, A TO Blk Stl, and Min.

FG % 1st Half: 13-35 37.1% 2nd half: 10-35 28.6% Game: 23-70 32.9%
3FG % 1st Half: 3-10 30.0% 2nd half: 3-15 20.0% Game: 6-25 24.0%
FT % 1st Half: 4-8 50.0% 2nd half: 7-7 100.0% Game: 11-15 73.3%

Georgia 82 • 9-5, 1-1

Box score table for Georgia vs Vanderbilt, including columns for Player, FG-FGA, 3-Ptr, FT-FTA, Rebounds, PF, TP, A TO Blk Stl, and Min.

FG % 1st Half: 12-32 37.5% 2nd half: 16-28 57.1% Game: 28-60 46.7%
3FG % 1st Half: 7-14 50.0% 2nd half: 7-14 50.0% Game: 9-26 34.6%
FT % 1st Half: 8-13 61.5% 2nd half: 9-10 90.0% Game: 17-23 73.9%

Officials: Michael Stephens, Tony Green, Brian O'Connell
Technical fouls: Vanderbilt-TEAM, Georgia-None.
Attendance: 9429

Score by periods table with columns for 1st, 2nd, Total and Points.

Last FG - VU 2nd-02:53, UGA 2nd-02:29.
Largest lead - VU by 5 1st-11:34, UGA by 21 2nd-00:59.
VU led for 06:48. UGA led for 28:11. Game was tied for 05:01.



Official Basketball Box Score -- Game Totals -- Final Statistics
Vanderbilt vs Kentucky
01/12/19 8:30pm at Rupp Arena - Lexington, KY



Vanderbilt 47 • 9-6, 0-3

Box score table for Vanderbilt vs Kentucky, including columns for Player, FG-FGA, 3-Ptr, FT-FTA, Rebounds, PF, TP, A TO Blk Stl, and Min.

FG % 1st Half: 11-22 50.0% 2nd half: 6-25 24.0% Game: 17-47 36.2%
3FG % 1st Half: 5-11 45.5% 2nd half: 2-14 14.3% Game: 7-25 28.0%
FT % 1st Half: 3-7 42.9% 2nd half: 3-5 60.0% Game: 6-12 50.0%

Kentucky 56 • 12-3, 2-1

Box score table for Kentucky vs Vanderbilt, including columns for Player, FG-FGA, 3-Ptr, FT-FTA, Rebounds, PF, TP, A TO Blk Stl, and Min.

FG % 1st Half: 12-25 48.0% 2nd half: 10-19 52.6% Game: 22-44 50.0%
3FG % 1st Half: 2-9 22.2% 2nd half: 2-7 28.6% Game: 4-16 25.0%
FT % 1st Half: 2-4 50.0% 2nd half: 6-10 60.0% Game: 8-14 57.1%

Officials: Steven Anderson, Olandis Poole, Garrick Shannon
Technical fouls: Vanderbilt-None, Kentucky-None.
Attendance: 22504

Score by periods table with columns for 1st, 2nd, Total and Points.

Last FG - VU 2nd-00:48, UK 2nd-05:09.
Largest lead - VU by 12 1st-15:12, UK by 11 2nd-05:09.
VU led for 19:52. UK led for 18:48. Game was tied for 01:20.



Official Basketball Box Score -- Game Totals -- Final Statistics
South Carolina vs Vanderbilt
01/16/19 6 p.m. at Nashville, Tenn. (Memorial Gym)



South Carolina 74 • 9-7, 4-0 SEC

Box score table for South Carolina vs Vanderbilt, including columns for Player, FG-FGA, 3-Ptr, FT-FTA, Rebounds, PF, TP, A TO Blk Stl, and Min.

FG % 1st Half: 9-27 33.3% 2nd half: 12-24 50.0% Game: 21-51 41.2%
3FG % 1st Half: 1-7 14.3% 2nd half: 4-11 36.4% Game: 5-18 27.8%
FT % 1st Half: 10-12 83.3% 2nd half: 17-23 73.9% Game: 27-35 77.1%

Vanderbilt 71 • 9-7, 0-4 SEC

Box score table for Vanderbilt vs South Carolina, including columns for Player, FG-FGA, 3-Ptr, FT-FTA, Rebounds, PF, TP, A TO Blk Stl, and Min.

FG % 1st Half: 11-23 47.8% 2nd half: 9-21 42.9% Game: 20-44 45.5%
3FG % 1st Half: 4-12 33.3% 2nd half: 3-9 33.3% Game: 7-21 33.3%
FT % 1st Half: 13-19 68.4% 2nd half: 11-18 61.1% Game: 24-37 64.9%

Officials: Don Daily, Tony Greene, William Covington
Technical fouls: South Carolina-None, Vanderbilt-LEE, Saben.
Attendance: 8400

Score by periods table with columns for 1st, 2nd, Total and Points.

Last FG - SC 2nd-00:45, VU 2nd-01:46.
Largest lead - SC by 3 2nd-00:02, VU by 12 1st-08:48.
SC led for 02:03. VU led for 33:06. Game was tied for 04:42.

2018-19 Box Scores



Official Basketball Box Score -- Game Totals -- Final Statistics
Mississippi State vs Vanderbilt
 01/19/19 7:30 p.m. at Nashville, Tenn. (Memorial Gym)



Mississippi State 71 • 14-3, 2-2 SEC

#	Player	Total		3-Ptr		Rebounds			PF	TP	A	TO	Blk	Stl	Min
		FG-FGA	FT-FTA	FG-FGA	FT-FTA	Off	Def	Tot							
24	Abdul Ado	f	1-1	0-0	2-2	2	1	3	3	4	0	1	2	1	12
35	Aric Holman	f	4-9	2-5	0-0	3	6	9	3	10	3	2	0	0	26
00	Nick Weatherspoon	g	2-7	0-2	2-2	0	2	2	3	6	1	1	0	2	34
02	Lamar Peters	g	3-6	1-4	0-0	0	2	2	4	7	2	2	0	0	22
11	Q Weatherspoon	g	6-12	0-0	5-7	1	7	8	2	17	4	0	0	0	32
01	Reggie Perry	g	3-6	0-1	0-0	2	6	8	2	6	0	0	1	0	21
12	Robert Woodard II	g	3-8	0-1	3-3	1	3	4	3	9	2	1	0	0	20
22	KeyShawn Feazell	g	1-2	0-0	0-0	1	0	1	1	2	0	0	0	0	7
23	Tyson Carter	g	4-8	2-6	0-0	0	3	3	1	10	1	2	0	1	26
Team							0			0		0		0	
Totals			27-59	5-19	12-14	10	30	40	22	71	13	9	3	4	200

FG % 1st Half: 12-30 40.0% 2nd half: 15-29 51.7% Game: 27-59 45.8%
 3FG % 1st Half: 3-10 30.0% 2nd half: 2-9 22.2% Game: 5-19 26.3%
 FT % 1st Half: 8-10 80.0% 2nd half: 4-4 100.0% Game: 12-14 85.7%

Vanderbilt 55 • 9-8, 0-5 SEC

#	Player	Total		3-Ptr		Rebounds			PF	TP	A	TO	Blk	Stl	Min
		FG-FGA	FT-FTA	FG-FGA	FT-FTA	Off	Def	Tot							
11	SHITTU, Simisola	f	2-7	1-2	2-7	1	4	5	0	7	2	2	0	0	27
24	NESMITH, Aaron	f	4-10	2-6	1-2	1	5	6	3	11	0	2	0	0	35
02	RYAN, Matt	f	1-4	1-4	0-0	0	1	1	2	3	0	0	0	2	14
00	LEE, Saben	g	4-9	0-0	5-8	1	5	6	2	13	3	2	0	0	38
02	TOYE, Joe	g	3-8	1-3	0-1	0	1	1	1	7	1	1	0	1	25
01	WETZELL, Yanni	g	2-5	0-2	3-4	1	3	4	2	7	0	3	0	0	13
03	EVANS, Maxwell	g	0-1	0-1	1-2	0	0	0	0	1	0	1	0	0	12
13	MOYER, Matthew	g	2-3	0-1	2-2	2	2	4	1	6	0	3	2	0	24
15	BROWN, Clevon	g	0-2	0-0	0-0	1	2	3	0	0	0	0	0	0	12
Team							0			0		0		0	
Totals			18-49	5-19	14-26	7	23	30	11	55	6	14	2	3	200

FG % 1st Half: 10-30 33.3% 2nd half: 8-19 42.1% Game: 18-49 36.7%
 3FG % 1st Half: 3-9 33.3% 2nd half: 2-10 20.0% Game: 5-19 26.3%
 FT % 1st Half: 4-9 44.4% 2nd half: 10-17 58.8% Game: 14-26 53.8%

Officials: Patrick Evans, Byron Jarrett, Gerald Williams
 Technical fouls: Mississippi State-Lamar Peters. Vanderbilt-None.
 Attendance: 9570

Score by periods	1st	2nd	Total
Mississippi State	35	36	71
Vanderbilt	27	28	55

Last FG - MS 2nd-01:20, VU 2nd-01:06.
 Largest lead - MS by 22 2nd-06:03, VU None.
 MS led for 39:09. VU led for 00:00. Game was tied for 00:51.



Official Basketball Box Score -- Game Totals -- Final Statistics
Tennessee vs Vanderbilt
 01/23/19 6 p.m. at Nashville, Tenn. (Memorial Gym)



Tennessee 88 • 17-1, 6-0 SEC

#	Player	Total		3-Ptr		Rebounds			PF	TP	A	TO	Blk	Stl	Min
		FG-FGA	FT-FTA	FG-FGA	FT-FTA	Off	Def	Tot							
02	Williams, Grant	f	10-15	0-2	23-23	1	7	8	3	43	2	3	4	1	38
05	Schofield, Admiral	f	2-9	0-6	2-4	0	4	4	4	6	0	1	0	2	30
11	Alexander, Kyle	f	3-3	0-0	0-0	1	4	5	1	6	0	2	3	0	35
00	Bone, Jordan	g	5-10	2-3	2-3	1	1	2	14	7	0	0	1	36	
35	Pons, Yves	g	0-1	0-1	0-0	0	2	2	1	0	0	2	0	0	14
01	Turner, Lamonte	g	2-8	2-5	2-2	0	2	2	4	8	5	0	0	0	33
10	Fulkerson, John	g	0-0	0-0	0-0	0	0	0	0	2	0	0	0	0	7
15	Walker, Derrick	g	1-1	0-0	0-0	0	0	0	0	2	0	0	0	0	1
23	Bowden, Jordan	g	4-11	1-3	0-0	0	4	4	3	9	2	0	0	1	31
Team							2			1		3		0	
Totals			27-58	5-20	29-32	5	25	30	20	88	16	8	7	5	225

FG % 1st Half: 13-26 50.0% 2nd half: 12-27 44.4% OT: 2-5 40.0% Game: 27-58 46.6%
 3FG % 1st Half: 5-12 41.7% 2nd half: 0-7 0.0% OT: 0-1 0.0% Game: 5-20 25.0%
 FT % 1st Half: 7-8 87.5% 2nd half: 14-16 87.5% OT: 8-8 100.0% Game: 29-32 90.6%

Vanderbilt 83 • 9-9, 0-6 SEC

#	Player	Total		3-Ptr		Rebounds			PF	TP	A	TO	Blk	Stl	Min
		FG-FGA	FT-FTA	FG-FGA	FT-FTA	Off	Def	Tot							
01	WETZELL, Yanni	f	2-5	0-1	0-0	1	2	3	5	4	2	0	0	0	25
11	SHITTU, Simisola	f	5-11	0-1	0-1	1	5	6	4	10	4	4	0	0	35
13	MOYER, Matthew	f	1-2	0-1	0-0	0	4	4	4	2	0	0	0	1	14
24	NESMITH, Aaron	f	9-15	4-7	2-3	2	4	6	3	24	1	2	2	2	42
00	LEE, Saben	g	5-16	3-5	8-13	1	3	4	3	21	7	2	0	0	42
02	TOYE, Joe	g	2-2	1-1	0-0	0	0	0	2	5	0	1	0	0	15
03	EVANS, Maxwell	g	0-0	0-0	0-0	0	1	1	1	0	1	1	0	0	3
15	BROWN, Clevon	g	2-2	0-0	1-1	0	1	1	5	1	3	1	1	1	23
32	RYAN, Matt	g	4-7	2-5	2-3	0	2	2	2	12	1	2	0	0	26
Team							2			4		6		0	
Totals			30-60	10-21	13-21	7	26	33	29	83	17	15	3	5	225

FG % 1st Half: 14-25 56.0% 2nd half: 14-27 51.9% OT: 2-8 25.0% Game: 30-60 50.0%
 3FG % 1st Half: 3-6 50.0% 2nd half: 6-9 66.7% OT: 1-6 16.7% Game: 10-21 47.6%
 FT % 1st Half: 6-9 66.7% 2nd half: 5-8 62.5% OT: 2-4 50.0% Game: 13-21 61.9%

Officials: Terry Oglesby, Pat Adams, Terry Wymmer
 Technical fouls: Tennessee-Schofield, Admiral. Vanderbilt-RYAN, Matt.
 Attendance: 14316

Score by periods	1st	2nd	OT	Total
Tennessee	38	38	12	88
Vanderbilt	37	39	7	83

Last FG - UT OT-00:31, VU OT-02:01.
 Largest lead - UT by 13 1st-15:01, VU by 6 2nd-01:32.
 UT led for 30:37. VU led for 07:37. Game was tied for 06:42.



Official Basketball Box Score -- Game Totals -- Final Statistics
Vanderbilt vs Oklahoma
 01/26/19 3 p.m. at Lloyd Noble Center (Norman, Okla.)



Vanderbilt 55 • 9-10

#	Player	Total		3-Ptr		Rebounds			PF	TP	A	TO	Blk	Stl	Min
		FG-FGA	FT-FTA	FG-FGA	FT-FTA	Off	Def	Tot							
01	WETZELL, Yanni	f	1-8	0-2	2-2	1	3	4	3	4	0	3	0	1	31
13	MOYER, Matthew	f	0-4	0-2	0-2	1	3	4	0	0	0	0	0	0	11
24	NESMITH, Aaron	f	3-6	2-3	1-2	0	5	5	2	9	0	1	0	1	27
11	SHITTU, Simisola	c	3-9	0-3	1-1	0	4	4	1	7	1	6	0	0	23
00	LEE, Saben	g	9-12	2-2	4-4	1	7	8	1	24	3	6	1	3	37
02	TOYE, Joe	g	0-5	0-3	0-0	1	1	2	0	0	0	4	0	2	18
03	EVANS, Maxwell	g	0-1	0-1	0-0	0	1	1	0	0	1	0	0	0	9
15	BROWN, Clevon	g	2-3	0-0	0-0	2	0	2	4	4	1	1	1	0	20
32	RYAN, Matt	g	3-9	1-5	0-1	2	3	5	2	7	1	0	1	0	24
Team							0			0		1		0	
Totals			21-57	5-21	8-12	10	24	34	13	55	7	22	3	7	200

FG % 1st Half: 10-27 37.0% 2nd half: 11-30 36.7% Game: 21-57 36.8%
 3FG % 1st Half: 3-8 37.5% 2nd half: 2-13 15.4% Game: 5-21 23.8%
 FT % 1st Half: 0-1 0.0% 2nd half: 8-11 72.7% Game: 8-12 66.7%

Oklahoma 86 • 15-5

#	Player	Total		3-Ptr		Rebounds			PF	TP	A	TO	Blk	Stl	Min
		FG-FGA	FT-FTA	FG-FGA	FT-FTA	Off	Def	Tot							
21	Doolittle, Kristian	f	1-4	0-0	2-2	0	3	3	1	4	0	1	0	1	15
35	Manek, Brady	f	6-11	2-6	2-2	1	3	4	2	16	0	2	1	0	24
00	James, Christian	g	8-15	3-9	2-2	2	3	5	0	21	2	1	0	3	28
01	Odomes, Rashard	g	7-8	0-0	0-1	1	2	3	2	14	3	0	0	1	22
24	Bieniemy, Jamal	g	0-2	0-1	0-0	0	5	5	1	0	7	1	0	4	29
02	Calixte, Aaron	g	3-8	2-5	0-0	0	1	1	2	8	1	0	0	0	22
03	Reynolds, Miles	g	4-6	0-0	1-2	0	1	1	2	9	2	2	0	1	16
04	McNeace, Jamuni	g	1-3	0-0	0-0	0	3	3	0	2	0	0	0	0	19
05	Freeman, Matt	g	2-4	0-2	0-0	0	1	1	0	4	0	1	1	0	10
22	Geha, Patrick	g													

2018-19 Box Scores



Official Basketball Box Score -- Game Totals -- Final Statistics
Vanderbilt vs Mizou
 02/02/19 7:30 p.m. at Mizzou Arena



Vanderbilt 67 • 9-12 (0-8)

#	Player	Total		3-Ptr		Rebounds			PF	TP	A	TO	Blk	Stl	Min
		FG-FGA	FG-FGA	FT-FTA	Off	Def	Tot								
00	LEE, Saben	* 4-10	0-3	7-9	0	1	1	2	15	7	4	0	1	35	
01	WETZELL, Yanni	* 2-5	1-3	0-0	0	3	3	1	5	0	1	2	0	16	
03	EVANS, Maxwell	* 2-6	0-2	0-0	0	3	3	1	4	2	1	0	0	27	
11	SHITTU, Simisola	* 1-2	0-0	2-4	1	3	4	2	4	1	0	0	1	18	
24	NESMITH, Aaron	* 4-9	2-7	9-10	0	4	4	5	19	0	2	0	0	35	
02	TOYE, Joe	* 2-4	2-4	0-0	0	3	3	2	6	0	1	0	0	23	
13	MOYER, Matthew	* 0-1	0-1	0-0	0	0	0	1	0	0	0	0	0	1	
15	BROWN, Clevon	* 3-5	0-1	2-3	1	0	1	3	8	1	2	2	0	21	
32	RYAN, Matt	* 2-4	2-3	0-0	0	2	2	3	6	0	1	0	0	24	
Team					0	5	5								
Totals		20-46	7-24	20-26	2	24	26	20	67	11	12	4	2	200	

FG % 1st Half: 8-23 34.8% 2nd half: 12-23 52.2% Game: 20-46 43.5%
 3FG % 1st Half: 0-10 0.0% 2nd half: 7-14 50.0% Game: 7-24 29.2%
 FT % 1st Half: 12-16 75.0% 2nd half: 8-10 80.0% Game: 20-26 76.9%

Mizzou 77 • 11-9 (2-6)

#	Player	Total		3-Ptr		Rebounds			PF	TP	A	TO	Blk	Stl	Min
		FG-FGA	FG-FGA	FT-FTA	Off	Def	Tot								
01	PINSON, Xavier	* 2-3	1-2	4-6	1	2	3	2	9	2	0	0	0	17	
04	PICKETT, Javon	* 4-11	1-3	3-5	3	2	5	0	12	0	1	0	0	30	
15	GEIST, Jordan	* 5-12	2-7	3-7	2	3	5	2	15	6	1	0	0	36	
23	TILMON, Jeremiah	* 7-12	0-1	5-5	3	5	8	4	19	1	1	1	1	35	
24	PURYEAR, Kevin	* 0-5	0-3	0-0	0	10	10	2	0	2	3	0	1	17	
00	WATSON, Torrence	* 5-8	2-5	0-0	0	0	0	3	12	2	0	0	1	28	
02	SANTOS, K.J.	* 0-1	0-0	0-0	0	0	0	0	0	0	0	0	0	4	
03	SUGGS, Ronnie	* 1-1	0-0	1-1	0	1	1	1	3	0	2	0	0	9	
05	SMITH, Mitchell	* 2-3	1-1	0-0	0	2	2	2	5	1	1	1	1	20	
14	NIKKO, Reed	* 1-3	0-0	0-0	1	0	1	1	2	0	0	0	0	4	
Team					1	1	2								
Totals		27-59	7-22	16-24	11	26	37	17	77	14	9	2	4	200	

FG % 1st Half: 15-31 48.4% 2nd half: 12-28 42.9% Game: 27-59 45.8%
 3FG % 1st Half: 3-10 30.0% 2nd half: 4-12 33.3% Game: 7-22 31.8%
 FT % 1st Half: 4-7 57.1% 2nd half: 12-17 70.6% Game: 16-24 66.7%

Officials: Anthony Jordan, Jason Baker, R.B. Clyburn
 Technical fouls: Vanderbilt-None. Mizou-GEIST, Jordan.
 Attendance: 11091

Score by periods	1st	2nd	Total
Vanderbilt	28	39	67
Mizzou	37	40	77

Last FG - VU 2nd-01:17, MIZ 2nd-00:50.
 Largest lead - VU by 2 1st-19:37, MIZ by 15 2nd-13:43.
 VU led for 00:57, MIZ led for 38:40. Game was tied for 00:23.

Score tied - 1 time.
 Lead changed - 1 time.



Official Basketball Box Score -- Game Totals -- Final Statistics
Vanderbilt vs Arkansas
 02/05/19 8:00 pm at Fayetteville, Ark. - Bud Walton Arena



Vanderbilt 66 • 9-13, 0-9 SEC

#	Player	Total		3-Ptr		Rebounds			PF	TP	A	TO	Blk	Stl	Min
		FG-FGA	FG-FGA	FT-FTA	Off	Def	Tot								
11	SHITTU, Simisola	f 4-7	0-0	4-5	5	3	8	3	12	2	4	1	0	27	
15	BROWN, Clevon	f 3-5	0-1	0-3	2	5	7	4	6	0	0	0	1	24	
24	NESMITH, Aaron	f 3-10	2-6	0-0	0	5	5	4	8	0	2	2	0	34	
32	RYAN, Matt	f 1-5	1-5	3-3	0	2	2	2	6	2	1	0	0	21	
00	LEE, Saben	g 3-3	2-2	3-4	0	1	1	5	11	4	3	1	0	23	
01	WETZELL, Yanni	* 2-4	0-0	1-2	1	1	2	0	5	0	0	2	1	16	
02	TOYE, Joe	* 6-11	4-6	2-4	2	2	4	2	18	0	2	0	1	28	
03	EVANS, Maxwell	* 0-2	0-1	0-0	0	0	0	2	0	2	1	0	0	17	
13	MOYER, Matthew	* 0-2	0-0	0-0	0	1	1	1	0	0	0	0	0	10	
Team					1	1	2								
Totals		22-49	9-21	13-21	11	21	32	23	66	12	14	4	5	200	

FG % 1st Half: 13-25 52.0% 2nd half: 9-24 37.5% Game: 22-49 44.9%
 3FG % 1st Half: 3-10 30.0% 2nd half: 6-11 54.5% Game: 9-21 42.9%
 FT % 1st Half: 6-9 66.7% 2nd half: 7-12 58.3% Game: 13-21 61.9%

Arkansas 69 • 14-8, 5-4 SEC

#	Player	Total		3-Ptr		Rebounds			PF	TP	A	TO	Blk	Stl	Min
		FG-FGA	FG-FGA	FT-FTA	Off	Def	Tot								
02	BAILEY, Adrio	f 2-5	0-0	0-0	1	2	3	4	1	1	0	1	1	19	
10	GAFFORD, Daniel	f 9-14	0-0	10-12	2	7	9	2	28	3	2	2	0	33	
01	JOE, Isaiah	g 6-11	6-10	0-0	1	3	4	2	18	5	0	0	0	34	
05	HARRIS, Jalen	g 1-6	0-2	0-1	1	4	5	3	2	3	0	0	0	30	
13	JONES, Mason	g 2-7	1-5	2-3	0	1	1	1	7	2	2	0	1	32	
00	SILLS, Desi	* 0-1	0-0	2-2	0	0	0	2	3	1	0	0	0	10	
22	EMBERY-SIMPSON, K.	* 2-5	1-2	0-0	0	1	1	1	5	0	0	0	0	14	
02	OSABUOHIEN, Gabe	* 0-0	0-0	0-0	0	1	1	4	0	1	1	0	2	10	
35	CHANEY, Reggie	* 1-2	0-0	1-2	1	1	2	1	3	0	3	0	0	18	
Team					2	1	3								
Totals		23-51	8-19	15-20	8	21	29	17	69	18	11	2	4	200	

FG % 1st Half: 10-23 43.5% 2nd half: 13-28 46.4% Game: 23-51 45.1%
 3FG % 1st Half: 6-13 46.2% 2nd half: 2-6 33.3% Game: 8-19 42.1%
 FT % 1st Half: 8-10 80.0% 2nd half: 7-10 70.0% Game: 15-20 75.0%

Officials: Doug Shows, Todd Austin, Mike Nance
 Technical fouls: Vanderbilt-None. Arkansas-None.
 Attendance: 13587

Tickets Scanned: 6,347
 Fouled out: Vanderbilt #0, Lee (0:08.2 2H)

Score by periods	1st	2nd	Total
Vanderbilt	35	31	66
Arkansas	34	35	69

Last FG - VU 2nd-00:40, AR 2nd-00:14.
 Largest lead - VU by 10 1st-03:57, AR by 10 2nd-10:17.
 VU led for 17:24, AR led for 20:12. Game was tied for 02:24.

Score tied - 4 times.
 Lead changed - 12 times.



Official Basketball Box Score -- Game Totals -- Final Statistics
Alabama vs Vanderbilt
 02/09/19 7:30 p.m. at Nashville, Tenn. (Memorial Gym)



Alabama 77 • 15-8, 6-4 SEC

#	Player	Total		3-Ptr		Rebounds			PF	TP	A	TO	Blk	Stl	Min
		FG-FGA	FG-FGA	FT-FTA	Off	Def	Tot								
00	Hall, Donta	f 2-5	1-1	2-2	1	3	4	3	7	1	1	0	0	22	
34	Mack, Tevin	f 2-10	1-5	0-0	1	3	4	1	5	1	0	1	0	20	
02	Lewis Jr., Kira	g 6-11	2-4	4-4	0	2	2	3	18	4	2	0	0	34	
10	Jones, Herbert	g 4-6	0-0	1-2	3	1	4	3	9	0	2	0	1	26	
12	Ingram, Dazon	g 3-5	3-3	3-4	0	4	4	2	12	1	3	0	1	25	
01	Norris, Riley	* 3-9	3-6	6-7	1	11	12	3	15	0	1	1	0	26	
04	Giddens, Daniel	* 1-3	0-0	1-2	0	2	2	3	3	1	2	3	0	16	
05	Johnson Jr, Avery	* 0-3	0-1	0-0	0	0	0	1	0	0	0	0	0	4	
23	Petty, John	* 3-6	2-3	0-0	0	1	1	0	8	3	1	0	2	26	
24	Schaffer, Lawson	* 0-1	0-1	0-0	0	0	0	0	0	0	0	0	0	1	
Team					5	4	9								
Totals		24-59	12-24	17-21	11	31	42	19	77	11	13	5	4	200	

FG % 1st Half: 14-33 42.4% 2nd half: 10-26 38.5% Game: 24-59 40.7%
 3FG % 1st Half: 5-11 45.5% 2nd half: 7-13 53.8% Game: 12-24 50.0%
 FT % 1st Half: 5-6 83.3% 2nd half: 12-15 80.0% Game: 17-21 81.0%

Vanderbilt 67 • 9-14, 0-10 SEC

#	Player	Total		3-Ptr		Rebounds			PF	TP	A	TO	Blk	Stl	Min
		FG-FGA	FG-FGA	FT-FTA	Off	Def	Tot								
11	SHITTU, Simisola	f 4-10	0-0	3-6	1	3	4	2	11	2	2	1	2	32	
15	BROWN, Clevon	f 1-3	1-1	3-6	0	0	0	2	6	0	2	3	0	22	
24	NESMITH, Aaron	f 1-6	1-5	3-4	0	7	7	4	6	3	0	0	0	32	
32	RYAN, Matt	f 2-7	2-7	2-2	2	3	5	2	8	0	0	0	0	22	
00	LEE, Saben	g 9-13	2-3	4-6	1	4	5	2	24	3	2	0	3	37	
01	WETZELL, Yanni	* 2-3	0-0	0-0	0	3	3	2	4	0	1	0	1	17	
02	TOYE, Joe	* 2-7	2-5	0-2	1	2	3	3	6	2	3	1	0	27	
03	EVANS, Maxwell	* 0-0	0-0	0-0	0	0	0	0	0	0	0	0	0	3	
13	MOYER, Matthew	* 0-3	0-1	2-2	0	2	2	0	2	0	1				

2018-19 Box Scores



Official Basketball Box Score -- Game Totals -- Final Statistics
Auburn vs Vanderbilt
 02/16/19 11 a.m. at Nashville, Tenn. (Memorial Gym)



Auburn 64 • 17-8, 6-6 SEC

#	Player	Total		3-Ptr		Rebounds			PF	TP	A	TO	Blk	Stl	Min
		FG-FGA	FG-FGA	FT-FTA	Off	Def	Tot								
05	OKEKE, Chuma	f	2-6	1-3	8-10	1	5	6	1	13	1	2	1	3	31
01	HARPER, Jared	g	4-10	3-8	5-8	0	3	3	2	16	8	1	0	3	36
02	BROWN, Bryce	g	4-11	3-6	3-3	2	0	2	2	14	0	1	0	1	33
10	DOUGHTY, Samir	g	0-0	0-0	0-2	0	1	1	2	0	0	1	0	0	16
24	MCLEMORE, Anfernee	*	1-3	0-2	2-2	0	2	2	4	4	0	0	0	1	13
00	SPENCER, Horace		1-4	0-0	0-0	1	2	3	1	2	0	0	0	1	14
03	PURIFOY, Danjel		1-4	0-2	0-0	0	0	0	1	2	0	0	0	1	9
04	DUNBAR, Malik		4-7	2-4	3-4	2	3	5	3	13	0	1	2	0	30
12	MCCORMICK, J'Von		0-0	0-0	0-0	0	1	1	0	0	0	1	0	0	7
50	WILEY, Austin		0-4	0-0	0-0	0	1	1	2	0	0	1	0	0	11
Team					2		1		3						
Totals			17-49	9-25	21-29	8	19	27	18	64	9	7	4	10	200

FG % 1st Half: 6-24 25.0% 2nd half: 11-25 44.0% Game: 17-49 34.7%
 3FG % 1st Half: 4-14 28.6% 2nd half: 5-11 45.5% Game: 9-25 36.0%
 FT % 1st Half: 11-13 84.6% 2nd half: 10-16 62.5% Game: 21-29 72.4%

Vanderbilt 53 • 9-16, 0-12 SEC

#	Player	Total		3-Ptr		Rebounds			PF	TP	A	TO	Blk	Stl	Min
		FG-FGA	FG-FGA	FT-FTA	Off	Def	Tot								
11	SHITTU, Simisola	f	2-2	0-0	2-4	0	2	2	5	6	2	3	1	0	17
15	BROWN, Clevon	f	0-2	0-2	0-0	2	2	4	1	0	0	1	1	0	18
24	NESMITH, Aaron	f	6-21	3-9	9-9	6	8	14	3	24	1	2	1	0	37
32	RYAN, Matt	f	2-6	2-6	0-2	0	3	3	4	6	0	2	0	1	32
00	LEE, Saben	g	1-3	0-1	2-2	0	3	3	0	4	2	3	0	0	35
01	WETZELL, Yanni		4-5	0-1	2-2	2	8	10	4	10	0	2	1	0	21
02	TOYE, Joe		1-4	0-3	0-0	1	1	2	0	2	0	0	0	0	19
03	EVANS, Maxwell		0-1	0-0	0-0	0	1	1	0	0	1	2	0	0	6
13	MOYER, Matthew		0-4	0-1	1-2	1	1	2	3	1	2	1	0	0	15
Team					2		2		3						
Totals			16-48	5-23	16-21	14	29	43	20	53	8	19	4	1	200

FG % 1st Half: 9-25 36.0% 2nd half: 7-23 30.4% Game: 16-48 33.3%
 3FG % 1st Half: 3-13 23.1% 2nd half: 2-10 20.0% Game: 5-23 21.7%
 FT % 1st Half: 2-6 33.3% 2nd half: 14-15 93.3% Game: 16-21 76.2%

Officials: Pat Driscoll, Olandis Poole, Byron Jarrett
 Technical fouls: Auburn-None. Vanderbilt-None.
 Attendance: 11287

Score by periods	1st	2nd	Total
Auburn	27	37	64
Vanderbilt	23	30	53

Last FG - AU 2nd-01:33, VU 2nd-03:28.
 Largest lead - AU by 11 2nd-00:32, VU by 3 1st-03:49.
 AU led for 32:34. VU led for 02:57. Game was tied for 04:29.

	In	Off	2nd	Fast	Bench
Points					
AU	12	17	5	4	17
VU	20	0	11	5	13

Score tied - 5 times.
 Lead changed - 2 times.



Official Basketball Box Score -- Game Totals -- Final Statistics
Vanderbilt vs Tennessee
 02/19/19 7:01 p.m. at Knoxville, Tenn. (Thompson-Boling Arena)



Vanderbilt 46 • 9-17, 0-13 SEC

#	Player	Total		3-Ptr		Rebounds			PF	TP	A	TO	Blk	Stl	Min
		FG-FGA	FG-FGA	FT-FTA	Off	Def	Tot								
11	SHITTU, Simisola	f	4-14	0-0	1-2	1	5	6	1	9	1	3	0	0	35
15	BROWN, Clevon	f	1-2	0-0	0-0	2	1	3	3	2	0	0	0	0	18
32	RYAN, Matt	f	2-9	2-8	0-0	0	2	2	2	6	2	0	0	1	36
00	LEE, Saben	g	3-8	1-3	1-2	1	8	9	3	8	5	2	0	0	39
24	NESMITH, Aaron	g	5-14	3-8	0-0	1	4	5	2	13	3	2	0	1	35
01	WETZELL, Yanni		1-3	0-0	0-0	1	0	1	3	2	0	2	1	4	18
02	TOYE, Joe		0-1	0-1	0-0	0	1	1	1	0	0	2	0	0	9
03	EVANS, Maxwell		0-0	0-0	0-0	0	0	0	0	0	0	1	0	0	1
13	MOYER, Matthew		2-5	1-3	1-2	1	1	2	0	6	0	0	0	0	9
Team					1		3		4						
Totals			18-56	7-23	3-6	8	25	33	15	46	11	12	1	6	200

FG % 1st Half: 10-22 45.5% 2nd half: 8-34 23.5% Game: 18-56 32.1%
 3FG % 1st Half: 5-12 41.7% 2nd half: 2-11 18.2% Game: 7-23 30.4%
 FT % 1st Half: 2-4 50.0% 2nd half: 1-2 50.0% Game: 3-6 50.0%

Tennessee 58 • 24-2, 12-1 SEC

#	Player	Total		3-Ptr		Rebounds			PF	TP	A	TO	Blk	Stl	Min
		FG-FGA	FG-FGA	FT-FTA	Off	Def	Tot								
02	Williams, Grant	f	7-13	0-0	0-1	4	7	11	2	14	1	1	1	0	32
11	Alexander, Kyle	f	0-1	0-0	3-4	1	2	3	1	3	0	0	1	0	19
00	Bone, Jordan	g	4-7	1-4	0-0	0	3	3	0	9	6	2	0	0	32
01	Turner, Lamonte	g	4-12	3-9	1-1	1	4	5	1	12	4	1	0	1	33
05	Schofield, Admiral	g	5-12	2-5	0-0	0	5	5	2	12	0	5	0	3	30
10	Fulkerson, John		1-2	0-0	0-0	1	2	3	2	2	0	0	1	0	13
13	Johnson, Jalen		1-1	0-0	0-0	1	1	2	0	2	0	1	0	0	4
15	Walker, Derrick		0-0	0-0	0-0	0	1	1	0	0	0	0	0	0	1
23	Bowden, Jordan		1-6	0-2	2-3	0	2	2	1	4	2	1	0	2	27
35	Pons, Yves		0-2	0-1	0-0	0	3	3	2	0	0	0	1	0	9
Team					1		1		2						
Totals			23-56	6-21	6-9	9	31	40	11	58	13	11	4	6	200

FG % 1st Half: 14-32 43.8% 2nd half: 9-24 37.5% Game: 23-56 41.1%
 3FG % 1st Half: 4-11 36.4% 2nd half: 2-10 20.0% Game: 6-21 28.6%
 FT % 1st Half: 4-5 80.0% 2nd half: 2-4 50.0% Game: 6-9 66.7%

Officials: Doug Shows, Ted Valentine, Brian O'Connell
 Technical fouls: Vanderbilt-None. Tennessee-None.
 Attendance: 20523


Score by periods	1st	2nd	Total
Vanderbilt	27	19	46
Tennessee	36	22	58

Last FG - VU 2nd-01:15, UT 2nd-00:03.
 Largest lead - VU by 3 1st-14:28, UT by 14 1st-01:26.
 VU led for 02:21. UT led for 35:14. Game was tied for 02:25.

	In	Off	2nd	Fast	Bench
Points					
VU	20	6	4	2	8
UT	24	10	12	3	8

Score tied - 2 times.
 Lead changed - 4 times.

HEAD COACH BRYCE DREW



THE DREW FILE

High School: Valparaiso (Ind.), '94
College: Bachelor of Arts In Sports Management, Valparaiso, '98
Family: Wife, Tara, son Bryson (4)



DREW THROUGH THE YEARS

Year	School	Position	W-L	Conf.	Postseason
2019	Vanderbilt	Head Coach	9-17	0-13	-
2018	Vanderbilt	Head Coach	12-20	6-12	-
2017	Vanderbilt	Head Coach	19-16	10-8	NCAA First Round
2016	Valparaiso	Head Coach	30-7	16-2	NIT Finals
2015	Valparaiso	Head Coach	28-6	13-3	NCAA Second Round
2014	Valparaiso	Head Coach	18-16	9-7	Colleg Insider.com First Round
2013	Valparaiso	Head Coach	26-8	13-3	NCAA Second Round
2012	Valparaiso	Head Coach	22-12	14-4	NIT First Round
2011	Valparaiso	Assistant Coach	23-12	12-6	Colleg Insider.com First Round
2010	Valparaiso	Assistant Coach	15-17	10-8	-
2009	Valparaiso	Assistant Coach	9-22	5-13	-
2008	Valparaiso	Assistant Coach	22-14	9-9	College Basketball Invite 2nd Rd.
2007	Valparaiso	Assistant Coach	16-15	9-5	-
2006	Valparaiso	Assistant Coach	17-12	8-8	-
2005	Valencia (Spain)	Player	38-14		Champions League Second Round
2004	New Orleans (NBA)	Player	41-41		East 1st round
2003	New Orleans (NBA)	Player	47-35		East 1st round
2002	Charlotte (NBA)	Player	44-38		East Semifinals
2001	Chicago (NBA)	Player	15-67		-
2000	Houston (NBA)	Player	34-48		-
1999	Houston (NBA)	Player	31-19		West 1st round
1998	Valparaiso	Player	23-10	13-3	NCAA Regional Semifinals
1997	Valparaiso	Player	24-7	13-3	NCAA First Round
1996	Valparaiso	Player	22-10	13-5	NCAA First Round
1995	Valparaiso	Player	20-8	14-4	-
Head Coach Totals			164-102	81-53	
Totals at Vanderbilt (Head Coach)			40-53	16-33	
Totals at Valparaiso (Head Coach)			124-49	65-19	
Totals at Valparaiso (Assistant)			102-92	53-49	
Totals at Valparaiso (playing)			89-35	53-15	
Totals as NBA Player			212-248		

3	Three-time Conference Coach of the Year
25	Averaged 25 wins a year in five years at Valparaiso
27	27th coach in Vanderbilt basketball history, and ninth of the modern era.
5	Postseason appearances as a head coach, including three in the NCAA Tournament and two in the NIT.
16	Coached 16 All-Conference honorees.
30	Won 30 games with Valparaiso in 2015-16.
2,142	Career points scored at Valparaiso - the 2nd most in the program's history. He is also the program's leader in 3-pointers made (364) and assists (626).
2	Two-time NABC District 12 Coach of the Year
6	Played six seasons in the NBA... Two with Houston, one with Chicago, and three with Charlotte/New Orleans
1,000	Scored over 1,000 points in his NBA career.
12	Played alongside 12 NBA All-Stars
3	Played with three players named among the Top 50 NBA Players of All Time - Charles Barkley, Hakeem Olajuwon, and Scottie Pippin
10	Recruited a consensus Top 10 recruiting class for the class of 2018.

**VANDERBILT
ATHLETIC COMMUNICATIONS**

INTERVIEW POLICY

Vanderbilt head coach Bryce Drew and selected Vanderbilt players will be available to the media before practice on a weekly basis during the non-conference season, and bi-weekly during the SEC season.

The times for those media sessions will be emailed to media members in advance of those pre-practice interviews.

Media may photograph the first 20 minutes of practice. All practices are closed to the public.

POSTGAME INTERVIEW POLICY

Vanderbilt head coach Bryce Drew will enter the Memorial Gym interview room after the NCAA-mandated 10-minute cooling off period, and after the visiting team makes an appearance in the interview room.

VUCOMMODORES.COM

The official website of Vanderbilt athletics, vucommo-
dore.com, includes pregame notes, season statistics,
videos of press conferences and meetings with the media,
live stats, twitter feeds, and streaming audio and video of
everything that is Commodore athletics.

@VANDYMBB

The official Twitter feed of Vanderbilt men's basketball,
follow the latest information and get breaking news on Com-
modore basketball.

VANDERBILT QUICK FACTS

Location Nashville, Tenn.
Founded 1873
Conference Southeastern
Enrollment 6,738
Nickname Commodores
Colors Black and Gold
Home Arena Memorial Gymnasium (14,316)
Chancellor Nicholas Zeppos
Vice Chancellor David Williams II
Faculty Rep. Dr. Susan Wente

Athletic Communications

Men's Basketball SID Andy Boggs
Media Relations Address 2601 Jess Neely Dr.
..... Nashville, TN 37212
Office Phone (615) 343-1847
E-Mail Andy.Boggs@Vanderbilt.edu

INS AND OUTS

Career Games Played	Player	Games	Starts	Cons. Starts
Joe Toye	123	38	-	-
Matt Ryan	97	26	5	-
Clevon Brown	92	11	5	-
Yanni Wetzell	85	68	-	-
Matthew Moyer	61	25	-	51
Saben Lee	58	55	-	-
Maxwell Evans	54	16	-	-
Aaron Nesmith	26	13	13	-
Simisola Shittu	26	26	26	-
Darius Garland	5	5	-	-
Isaiah Rice	5	-	-	-
Mac Hunt	3	-	-	-

Double-Digit Scoring Games	Player	Career (Record)	'18-19	Cons.
Saben Lee	34 (13-21)	17 (7-10)	-	-
Joe Toye	28 (15-13)	10 (6-4)	-	-
Matt Ryan	14	9 (6-3)	-	-
Simisola Shittu	16 (8-8)	16 (8-8)	-	-
Aaron Nesmith	11 (3-8)	11 (3-8)	3 (0-3)	-
Maxwell Evans	7 (4-3)	4 (2-2)	-	-
Yanni Wetzell	4 (3-1)	4 (3-1)	-	-
Darius Garland	3 (3-0)	3 (3-0)	-	-
Matthew Moyer	3 (3-0)	3 (3-0)	-	-
Clevon Brown	1 (1-0)	-	-	-

Double-Digit Rebounding Games	Player	Career	'18-19	Cons.
Simisola Shittu	3 (2-1)	3 (2-1)	-	-
Aaron Nesmith	2 (1-1)	2 (1-1)	1 (0-1)	-
Yanni Wetzell	1 (0-1)	1 (0-1)	1 (0-1)	-

Double-Doubles	Player	Career	'18-19	Cons.
Simisola Shittu	2 (2-1)	2 (2-1)	-	-
Aaron Nesmith	2 (1-1)	2 (1-1)	1 (0-1)	-
Yanni Wetzell	1 (0-1)	1 (0-1)	1 (0-1)	-

SEC PRESEASON POLL

Preseason Media Poll, Pts

1. Kentucky
2. Tennessee
3. Auburn
4. Mississippi State
5. Florida
6. LSU
7. Alabama
- 8. Vanderbilt**
9. Missouri
10. Arkansas
11. South Carolina
12. Texas A&M
13. Georgia
14. Ole Miss

First Team All-SEC

- Daniel Gafford – Arkansas
- Reid Travis – Kentucky
- Tremont Waters – LSU
- Chris Silva – South Carolina
- Grant Williams – Tennessee

Second Team All-SEC

- Bryce Brown – Auburn
- Jared Harper – Auburn
- Jalen Hudson – Florida
- PJ Washington – Kentucky
- Quinnndary Weatherspoon – Mississippi State
- Jontay Porter – Missouri
- Admiral Schofield – Tennessee

SEC Player of the Year

- Grant Williams – Tennessee

2018-19 TRENDS

Winning Opening Tip	7-7
Losing Opening Tip	2-10
VU Scores First	6-6
Opponent Scores First	3-11
Leading at Halftime	9-4
Trailing at Halftime	0-13
Tied at Halftime	0-0
Leading with Five Minutes Remaining	9-2
Trailing with Five Minutes Remaining	0-14
Tied with Five Minutes Remaining	0-1
Leading with Two Minutes Remaining	9-2
Trailing with Two Minutes Remaining	0-14
Tied with Two Minutes Remaining	0-1
Overtime	0-1
Games Decided by Three Points or Less	0-3
Games Decided by 4-10 Points	2-7
Games Decided by 11-20 Points	3-6
Games Decided by 21-plus Points	4-2
VU Shoots 50% or Better	5-1
VU Shoots 40% or Better	4-6
VU Shoots Lower Than 40%	1-10
Opponent Shoots 50% or Better	0-3
Opponent Shoots 40% or Better	3-11
Opponent Shoots Lower Than 40%	6-2
VU Outshoots Opponent	8-5
VU Outshot by Opponent	1-12
Shoot Same Percentage	0-0
VU Scores 70 Points or More	6-3
VU Scores Less Than 70 Points	0-13
VU Scores 80 Points or More	4-1
VU Scores 90 Points or More	4-0
Opponent Scores 70 Points or More	5-5
Opponent Scores Less Than 70 Points	4-6
Opponent Scores 80 Points or More	1-6
Opponent Scores 90 Points or More	0-0
Makes More 3-Pointers Than Opponent	6-6
Makes Fewer 3-Pointers Than Opponent	3-7
3-Pointers are Equal	0-4
Outrebounds Opponent	7-5
Outrebounded by Opponent	2-11
Rebounds are Equal	0-1
Playing on National TV	2-15
Playing on Regional TV	0-0
Online Only	7-2
Playing on Weekday	6-8
Playing on Weekend	2-8
Game Tips Before 6 p.m. CT (afternoons)	2-5
Game Tips After 6 p.m. CT (evenings)	7-12
In White Uniforms	8-7
In Gold Uniforms	0-1
In Black Uniforms	1-9
In Grey Uniforms	0-0
In November	5-1
In December	3-2
In January	0-8
In February	0-6
In March	0-0
Home	8-8
Neutral	0-1
Away	1-8
Conferences	
vs. Non-Conference	9-3
ACC	0-1
ASUN	1-0
Big 12	0-2
Big South	2-0
C-USA	1-0
Mid-American	0-1
Mid-Eastern Athletic	1-0
Ohio Valley	1-0
Pac 12	2-0
SWAC	1-0
Vs. SEC	0-13
Lineups	
Garland, Lee, Ryan, Toye, Shittu	4-1
Brown, Lee, Ryan, Shittu, Toye	1-1
Lee, Moyer, Ryan, Shittu, Toye	2-1
Lee, Ryan, Shittu, Toye, Wetzell	2-1
Lee, Nesmith, Ryan, Shittu, Wetzell	0-2
Lee, Nesmith, Ryan, Shittu, Toye	0-3
Lee, Moyer, Nesmith, Shittu, Wetzell	0-2
Evans, Lee, Nesmith, Shittu, Wetzell	0-1
Brown, Lee, Nesmith, Ryan, Shittu	0-5

2018-19 Roster

No.	Name	Pos.	Ht.	Wt.	Cl.-Yr	Hometown (Previous School)
0	Saben Lee	G	6-2	183	So. - 2nd	Phoenix, Ariz. (Corona Del Sol)
1	Yanni Wetzell	F/C	6-10	240	R-Jr. - 4th	Auckland, N.Z. (St. Mary's (Texas)/Westlake Boys)
2	Joe Toye	G/F	6-7	210	Sr. - 4th	Chicago, Ill. (Whitney Young)
3	Maxwell Evans	G	6-2	192	So. - 2nd	Houston, Texas (Bellaire)
11	Simisola Shittu	F/C	6-10	240	Fr. - 1st	Burlington, Ont. (Vermont Academy)
13	Matthew Moyer	F	6-8	217	R-So. - 3rd	Gahanna, Ohio (Syrcause/South Kent Prep/Lincoln)
14	Isaiah Rice	G	5-11	195	So. - 2nd	Indianapolis, Ind. (Park Tudor)
15	Clevon Brown	F	6-8	240	Jr. -3rd	San Antonio, Texas (Churchill)
24	Aaron Nesmith	F	6-6	213	Fr. - 1st	Charleston, S.C. (Porter Gaud)
30	Mac Hunt	G	6-6	182	Fr. - 1st	Chattanooga, Tenn. (McCallie)
32	Matt Ryan	F	6-8	215	R-Jr. - 4th	Cortlandt Manor, N.Y. (Notre Dame/Iona Prep)
50	Ejike Obinna	F/C	6-10	240	So. - 2nd	Enugu, Nigeria (Virginia Academy (Va.))

COACHING STAFF

Head Coach..... **Bryce Drew** (Valparaiso, 1998) - 3rd
 Associate Head Coach..... **Roger Powell** (Illinois, 2005) - 3rd
 Assistant Coach..... **Jake Diebler** (Valparaiso, 2009) - 3rd
 Assistant Coach..... **Casey Shaw** (Toledo, 1998) - 3rd
 Director of Scouting **Luke Simons** (Purdue, 2005) - 3rd
 Director of Operations **Matt Olinger** (Liberty, 2007) - 3rd

SUPPORT STAFF

Athletic Communications Dir. **Andy Boggs** (Florida State, 1998)
 Academic Support..... **Morgan Roche** (Quinnipiac, 2012)
 Athletic Trainer..... **Brandon Wells** (UW-Stevens Point, 2007)
 Strength and Conditioning **Jeremy Anderson** (Liberty, 2011)

PRONUNCIATION GUIDE

Clevon Brown **CLEE-von**
 Jake Diebler **DEEB-ler**
 Aaron Nesmith..... **NEE-smith**
 Ejike Obinna **EH-Je-KAY Oh-Bean-a**
 Simisola Shittu..... **SIMI-sola Shi-TU**
 Joe Toye..... **TOY**

ROSTER BY CLASS

Seniors (1)
Joe ToyeChicago, Ill.

Juniors (3)
Clevon Brown..... San Antonio, Texas
Matt Ryan.....Cortlandt Manor, N.Y.
Yanni Wetzell.....Auckland, N.Z.

Sophomores (5)
Maxwell Evans..... Houston, Texas
Saben LeePhoenix, Ariz.
Matthew Moyer.....Gahanna, Ohio
Ejike ObinnaEnugu, Nigeria
Isaiah RiceIndianapolis, Ind.

Freshman (3)
Mac Hunt..... Chattanooga, Tenn.
Aaron Nesmith Charleston, S.C.
Simisola Shittu.....Burlington, Ont.

MEMORIAL MAGIC - THE HOME TO VANDERBILT HOOPS SINCE 1952

HISTORIC MEMORIAL GYMNASIUM IN 67TH SEASON

Storied Memorial Gymnasium is in its 67th season as the host venue of Vanderbilt basketball. The SEC's most historic hoops setting has played host to more than 950 men's contests as well as the 1984 and 1991 SEC Tournaments and 40 men's and women's NCAA Tournament contests (since the early 1980s).

As the oldest gymnasium in the SEC, Memorial Gymnasium is renown for its end zone benches, raised floor and unique atmosphere. It was dedicated in 1952 as a memorial to all Vanderbilt men and women who served in World War II. It was built by the late master architect Edwin Keeble, who was commissioned to build a combination gymnasium/concert hall.

.778	All-time winning percentage at Memorial Gym (802-234).
.887	Winning percentage against non-conference opponents since 1990 (220-28).
6	Undefeated seasons at home.

Winningest Coaches at Memorial Gymnasium

Coach	Yrs	Record
1. Kevin Stallings (2000-16)	17	226-65
2. Roy Skinner (1959, 1962-76)	16	181-41
3. Bob Polk (1948-58, 1960-61)	8	96-15
4. C.M. Newton (1982-89)	8	91-37
5. Jan van Breda Kolff (1994-99)	6	75-20
6. Eddie Fogler (1990-93)	4	54-12

Coach Drew at Memorial Gymnasium

Coach	Yr	Record
Bryce Drew	2016-17	11-5
	2017-18	11-7
	2018-19	8-8
	Total	28-20

ANNUAL ATTENDANCE FIGURES

Year	All Games	Attendance	Average	NCAA Rank	SEC Games	SEC Attendance	Average
2018-19	16	155,876	9,742	-	7	76,832	10,976
2017-18	18	165,131	9,174	46	9	89,065	9,896
2016-17	16	154,169	9,636	45	9	92,645	10,294
2015-16	16	178,167	11,135	36	9	107,318	11,924
2014-15	19	168,377	8,862	51	9	88,830	9,870
2013-14	16	152,539	9,534	45	9	92,455	10,273
2012-13	15	159,557	10,637	36	9	100,986	11,221
2011-12	18	246,561	13,698	18	8	112,368	14,046
2010-11	17	234,632	13,802	18	8	114,346	14,293
2009-10	16	217,965	13,623	21	8	113,539	14,192
2008-09	17	225,686	13,276	25	8	112,833	14,104
2007-08	19	254,954	13,418	22	8	113,713	14,214
2006-07	17	204,511	12,030	31	8	109,043	13,630
2005-06	16	195,159	12,197	24	8	108,258	13,532
2004-05 [^]	19	191,678	10,088	43	8	105,357	13,170
2003-04	17	192,301	11,312	33	8	106,990	13,374
2002-03	16	153,123	9,570	46	8	96,906	12,113
2001-02	17	150,325	8,843	50	8	93,873	11,734
2000-01	19	186,468	9,814	45	8	102,055	12,757
1999-00*	18	197,770	10,987	30	8	106,741	13,343
1998-99	16	192,538	12,034	26	8	106,128	13,266
1997-98	16	213,974	13,373	21	8	117,819	14,727
1996-97	16	207,771	12,986	25	8	120,214	15,027
1995-96	18	226,354	12,575	28	8	112,996	14,125
1994-95	13	183,042	14,080	17	8	118,932	14,867
1993-94	16	223,997	14,000	15	8	121,345	15,168
1992-93	14	212,156	15,154	11	8	122,536	15,317
1991-92	17	210,585	12,387	29	8	115,104	14,388
1990-91	16	214,638	13,415	19	9	133,482	14,831
1989-90	19	259,992	13,684	18	9	136,136	15,126
1988-89	15	224,657	14,977	13	9	137,212	15,246
1987-88	16	223,747	13,984	14	9	138,393	15,377
1986-87	17	226,343	13,314	14	9	130,854	14,539
1985-86	15	200,806	13,387	14	9	128,059	14,229
1984-85	16	194,390	12,149	17	9	122,514	13,613
1983-84	18	249,292	13,850	10	9	135,546	15,050
1982-83	17	237,584	13,976	9	9	135,418	15,046
1981-82	14	202,225	14,445	9	9	131,699	14,633
1980-81	15	227,478	15,165	9	9	136,436	15,160
1979-80	15	228,029	15,202	5	9	138,754	15,417
1978-79	14	215,330	15,380	5	9	139,930	15,547
1977-78	14	207,375	14,813	5	9	134,232	14,915
1976-77	15	211,966	14,131	4	9	149,108	16,568
1975-76	13	180,901	13,915	-	9	135,375	15,042
1974-75	12	178,527	14,877	-	9	134,304	14,923
1973-74	12	182,728	15,227	-	9	140,252	15,584
1972-73	12	173,567	14,464	-	9	131,193	14,577
1971-72	12	156,778	13,065	-	9	120,172	13,352
1970-71	12	170,634	14,220	-	9	130,260	14,473
1969-70	12	176,763	14,730	-	9	135,745	14,861
1968-69	12	126,896	10,575	-	9	95,300	10,589
1967-68	12	129,722	10,810	-	9	96,274	10,697
1966-67	12	105,492	8,791	-	9	79,173	8,797
1965-66	12	106,022	8,835	-	9	62,368	8,910
1964-65	12	98,821	8,235	-	9	65,712	8,214
1963-64	12	84,827	7,069	-	6	35,684	5,947
1962-63	12	75,261	6,272	-	6	46,183	6,598
1961-62	13	73,640	5,665	-	8	47,357	5,920
1960-61	13	74,187	5,707	-	7	45,549	6,507
1959-60	14	76,199	5,443	-	8	46,064	5,758

[^] First year capacity increased from 14,168 to 14,316; * First year capacity decreased from 15,311 to 14,168

VANDERBILT BASKETBALL QUICK HITTERS

- This is the 116th year of Vanderbilt basketball, with the first season taking place in 1900-01. There were no teams in 1904-05 and 1905-06.
- The Commodores have been named to 15 NCAA Tournaments and 12 NIT's. Vanderbilt advanced to the Elite 8 in 1965 (field of 23), and the Sweet 16 in 1988, 1993, 2004, and 2007. The Commodores captured the NIT Championship in 1990 and finished runner-up in 1994.
- The Commodores are a charter member of the SEC, with the 2018-19 season being the 86th year in the conference.
- Vanderbilt is the only private institution in the SEC with the lowest enrollment of any of the 14 schools (6,738).
- Vanderbilt's Perry Wallace became the first African-American scholarship basketball player in the SEC when he took the court in 1967.
- The Commodores have 48 career 1,000-point scorers, with Shan Foster (2004-08) the all-time leading scorer with 2,011 career points.
- Vanderbilt has had 12 All-Americans since 1950. They are: Billy Joe Adcock (1950), Clyde Lee (1965), Tom Hagan (1969), Jan van Breda Kolff (1974), Will Perdue (1988), Billy McCaffrey (1993), Dan Langhi (2000), Matt Freije (2004), Derrick Byars (2007), Shan Foster (2008), and John Jenkins (2011).
- Vanderbilt had two players selected in the 2016 NBA Draft - Wade Baldwin IV, Memphis, 17th pick and Damian Jones, Golden State 30th pick - one of only three schools with two or more players drafted in the first round. In all, 37 Vanderbilt players have been selected in the NBA Draft since 1950.
- The Commodores had three players drafted in the first 31 picks of the 2012 NBA Draft - John Jenkins, Atlanta, 23rd pick, Festus Ezeli, Golden State, 30th pick, Jeffery Taylor, Charlotte, 31st pick - the most by the Commodores in one draft.
- The Commodores ended a 61-year SEC Tournament drought in 2012 by claiming the tournament championship in New Orleans, the team's first SEC tournament championship since 1951.
- Kevin Stallings is the winningest coach in Vanderbilt history with 322 total victories (17 years, 322-220).
- All three of the university's top all-time scorers played for Kevin Stallings (Foster, Jeffery Taylor, Matt Freije). John Jenkins, who is 10th on the list, also played for him.
- Vanderbilt's intercollegiate athletics teams are nicknamed the Commodores, in honor of the nickname given to founder Cornelius Vanderbilt, who made his fortune in shipping. Vanderbilt donated \$1 million to begin "Central University" in 1875 - the campus was later renamed for Cornelius because of his generosity. Cornelius never stepped foot on the campus that bears his namesake.

SEC STANDINGS AND STATS

	Conference				Overall					
	W-L	Pct.	H	A	W-L	Pct.	H	A	N	Strk
Tennessee	12-1	.923	7-0	5-1	24-2	.923	16-0	6-1	2-1	W1
Kentucky	11-2	.846	5-1	6-1	22-4	.846	14-1	7-1	1-2	W2
LSU	11-2	.846	4-2	7-0	21-5	.808	12-2	7-1	2-2	L1
South Carolina	9-4	.692	6-1	3-3	14-12	.539	10-5	3-6	1-1	W2
Ole Miss	8-5	.615	4-2	4-3	18-8	.692	10-3	5-4	3-1	L1
Auburn	7-6	.539	5-2	2-4	18-8	.692	13-2	3-5	2-1	L1
Florida	7-6	.539	3-3	4-3	15-11	.577	8-4	4-5	3-2	W3
Mississippi State	7-6	.539	3-3	4-3	19-7	.731	11-3	5-3	3-1	W3
Alabama	6-7	.462	4-2	2-5	15-11	.577	9-3	3-7	3-1	L3
Arkansas	5-8	.385	3-3	2-5	14-12	.539	10-5	3-6	1-1	L4
Texas A&M	4-9	.308	2-5	2-4	11-14	.440	8-7	3-5	0-2	W1
Missouri	3-10	.231	2-5	1-5	12-13	.480	8-6	1-6	3-1	L2
Georgia	1-12	.077	1-6	0-6	10-16	.385	8-7	1-7	1-2	L6
Vanderbilt	0-13	.000	0-7	0-6	9-17	.346	8-8	1-8	0-1	L14

Statistic	National Rank	Conference Rank	Value
3-pt Field Goal Attempts (351 ranked)	127	3	603
Assist Turnover Ratio (351 ranked)	302	13	0.86
Assists Per Game (351 ranked)	284	13	12.0
Blocked Shots Per Game (351 ranked)	99	12	4.0
Defensive Rebounds per Game (351 ranked)	96	5	26.31
Fewest Fouls (351 ranked)	210	10	474
Fewest Turnovers (351 ranked)	251	12	363
Field-Goal Percentage (351 ranked)	261	13	42.9
Field-Goal Percentage Defense (351 ranked)	106	8	42.4
Free Throw Attempts (351 ranked)	19	1	621
Free Throws Made (351 ranked)	36	3	425
Free-Throw Percentage (351 ranked)	251	12	68.4
Offensive Rebounds Per Game (351 ranked)	190	14	9.81
Personal Fouls Per Game (351 ranked)	213	9	18.2
Rebound Margin (351 ranked)	170	11	0.8
Scoring Defense (351 ranked)	201	10	72.3
Scoring Margin (351 ranked)	242	12	-1.2
Scoring Offense (351 ranked)	228	12	71.1
Steals Per Game (351 ranked)	330	12	4.7
Three Pt FG Defense (351 ranked)	106	3	32.9
Three-Point Field Goals Per Game (351 ranked)	195	7	7.6
Three-Point Field-Goal Percentage (351 ranked)	269	12	32.7
Total 3-point FGM (351 ranked)	180	7	197
Total Assists (351 ranked)	275	13	311
Total Blocks (351 ranked)	100	12	104
Total Rebounds (351 ranked)	144	8	939
Total Rebounds Per Game (351 ranked)	143	9	36.12
Total Steals (351 ranked)	326	12	121
Turnover Margin (348 ranked)	317	13	-2.6
Turnovers Forced (351 ranked)	313	13	11.38
Turnovers Per Game (351 ranked)	253	10	14.0
Won-Lost Percentage (351 ranked)	294	14	34.6

Statistic	Player	National Rank	Conference Rank	Value
3-pt Field Goal Attempts (245 ranked)	Matt Ryan	127	5	16
Assist Turnover Ratio (250 ranked)				
Assists Per Game (249 ranked)	Saben Lee	178	8	3.
Blocked Shots Per Game (244 ranked)	Clevon Brown	158	16	1.1
Defensive Rebounds per Game (248 ranked)	Simisola Shittu Aaron Nesmith	182 228	8 10	5.0 4.8
Double Doubles (191 ranked)				
Field-Goal Percentage (250 ranked)				
Free Throw Attempts (246 ranked)	Saben Lee Simisola Shittu	35 173	2 7	17 12
Free Throws Made (236 ranked)	Saben Lee	62	3	12
Free-Throw Percentage (249 ranked)				
Minutes Per Game (250 ranked)				
Offensive Rebounds Per Game (250 ranked)				
Points Per Game (250 ranked)				
Rebounds Per Game (250 ranked)	Simisola Shittu	232	10	6.
Steals Per Game (246 ranked)				
Three-Point Field Goals Per Game (250 ranked)	Matt Ryan	222	8	2.1
Three-Point Field-Goal Percentage (132 ranked)				
Total 3-point FGM (234 ranked)	Matt Ryan	202	6	5
Total Assists (244 ranked)	Saben Lee	160	8	9
Total Blocks (250 ranked)	Clevon Brown	147	15	3
Total Field Goal Attempts (247 ranked)				
Total Field Goals Made (247 ranked)				
Total Minutes (250 ranked)				
Total Points (250 ranked)				
Total Rebounds (248 ranked)	Simisola Shittu	202	9	17
Total Steals (236 ranked)				
Triple Doubles (2 ranked)				

Vanderbilt Combined Overall Statistics

RECORD:	OVERALL	HOME	AWAY	NEUTRAL
ALL GAMES	9-17	8-8	1-8	0-1
CONFERENCE	0-13	0-7	0-6	0-0
NON-CONFERENCE	9-4	8-1	1-2	0-1

##	Player	gp-gs	min	Total			3-Point		F-Throw		Rebounds			pf	dq	a	to	blk	stl	pts	avg	
				avg	fg-fga	fg%	3fg-3fga	3fg%	ft-fta	ft%	off	def	tot									avg
10	GARLAND,DARIUS	5-5	139	27.8	29-54	.537	11-23	.478	12-16	.750	2	17	19	3.8	7	0	13	15	2	4	81	16.2
00	LEE,SABEN	26-26	822	31.6	99-213	.465	17-51	.333	121-172	.703	12	84	96	3.7	51	1	99	70	4	24	336	12.9
24	NESMITH,AARON	26-13	744	28.6	94-230	.409	49-136	.360	62-76	.816	30	125	155	6.0	83	3	39	36	15	20	299	11.5
11	SHITTU,SIMISOLA	26-26	715	27.5	109-234	.466	1-18	.056	77-126	.611	43	132	175	6.7	65	2	49	70	15	18	296	11.4
32	RYAN,MATT	26-23	647	24.9	73-201	.363	57-165	.345	24-32	.750	12	61	73	2.8	54	0	26	29	3	7	227	8.7
02	TOYE,JOE	26-16	628	24.2	67-165	.406	33-97	.340	36-53	.679	21	57	78	3.0	49	0	16	32	8	14	203	7.8
01	WETZELL,YANNI	26-8	449	17.3	47-101	.465	6-26	.231	33-46	.717	22	61	83	3.2	57	3	9	36	15	18	133	5.1
13	MOYER,MATTHEW	24-5	332	13.8	28-81	.346	10-39	.256	24-35	.686	31	35	66	2.8	37	0	16	18	10	5	90	3.8
03	EVANS,MAXWELL	25-1	323	12.9	30-75	.400	10-35	.286	23-37	.622	12	27	39	1.6	18	0	30	25	1	5	93	3.7
15	BROWN,CLEVEN	26-7	415	16.0	35-73	.479	2-12	.167	13-28	.464	33	35	68	2.6	52	1	13	19	31	6	85	3.3
30	HUNT,MAC	3-0	5	1.7	2-2	1.000	1-1	1.000	0-0	0	0	0	0	0.0	0	0	1	0	0	0	5	1.7
14	RICE,ISAIAH	3-0	5	1.7	0-0	0	0-0	0	0-0	0	0	0	0	0.0	0	0	0	1	0	0	0	0.0
	Team		37	50	87		1			12												
	Total.....	26	5224		613-1429	.429	197-603	.327	425-621	.684	255	684	939	36.1	474	10	311	363	104	121	1848	71.1
	Opponents.....	26	5225		656-1546	.424	184-560	.329	383-529	.724	268	649	917	35.3	510	11	308	296	93	164	1879	72.3

Team Statistics	VU	OPP
SCORING	1848	1879
Points per game	71.1	72.3
Scoring Margin	-1.2	-
FIELD GOALS-ATT	613-1429	656-1546
Field Goal Pct	.429	.424
3 POINT FG-ATT	197-603	184-560
3-point FG Pct	.327	.329
3-pt FG made per game	7.6	7.1
FREE THROWS-ATT	425-621	383-529
Free throw pct	.684	.724
FT made per game	16.3	14.7
REBOUNDS	939	917
Rebounds per game	36.1	35.3
Rebounding Margin	0.8	-
ASSISTS	311	308
Assists per game	12.0	11.8
TURNOVERS	363	296
Turnovers per game	14.0	11.4
Turnover Margin	-2.6	-
Assist/Turnover ratio	0.9	1.0
STEALS	121	164
Steals per game	4.7	6.3
BLOCKS	104	93
Blocks per game	4.0	3.6
LONGEST WINNING STREAK	4	
Home Winning Streak	3	
ATTENDANCE	155876	112855
Home games-Avg/Game	16 - 9742	9 - 12539
Neutral-Tot,Avg/Game	5749	1 - 5749

Score by periods	1st	2nd	3rd	Total
Vanderbilt	885	956	7	1848
Opponents	898	969	12	1879

Date	Opponent	Res	Score	Att.
11-06-18	Winthrop	W	92-79	8387
11-11-18	at Southern California	W	82-78	3804
11-16-18	Alcorn State	W	79-54	9193
11-19-18	Liberty	W	79-70	8493
11-23-18	Kent State	L	75-77	9061
11-27-18	Savannah State	W	120-85	8271
!12-01-18	vs. NC State	L	65-80	5749
12-05-18	Middle Tennessee	W	79-51	8513
12-17-18	Arizona State	W	81-65	9271
12-22-18	at Kansas State	L	58-69	14062
12-29-18	Tennessee State	W	95-76	9505
12-31-18	UNC Asheville	W	90-59	8350
*01-05-19	Ole Miss	L	71-81	10422
*01-09-19	at Georgia	L	63-82	9429
*01-12-19	at Kentucky	L	47-56	22504
*01-16-19	South Carolina	L	71-74	8400
*01-19-19	Mississippi State	L	55-71	9570
*01-23-19	Tennessee	Lot	83-88	14316
01-26-19	at Oklahoma	L	55-86	8848
*01-29-19	Kentucky	L	52-87	12298
*02-02-19	at Mizzou	L	67-77	11091
*02-05-19	at Arkansas	L	66-69	13587
*02-09-19	Alabama	L	67-77	10539
*02-13-19	at Florida	L	57-66	9007
*02-16-19	Auburn	L	53-64	11287
*02-19-19	at Tennessee	L	46-58	20523

Vanderbilt SEC Only Combined Statistics

RECORD:	OVERALL	HOME	AWAY	NEUTRAL
ALL GAMES	9-17	8-8	1-8	0-1
CONFERENCE	0-13	0-7	0-6	0-0
NON-CONFERENCE	9-4	8-1	1-2	0-1

##	Player	gp-gs	min	Total			3-Point		F-Throw		Rebounds			pf	dq	a	to	blk	stl	pts	avg	
				avg	fg-fga	fg%	3fg-3fga	3fg%	ft-fta	ft%	off	def	tot									avg
24	NESMITH,AARON	13-12	442	34.0	61-151	.404	32-87	.368	42-51	.824	21	58	79	6.1	46	2	18	23	7	11	196	15.1
00	LEE,SABEN	13-13	455	35.0	48-112	.429	11-28	.393	55-84	.655	5	43	48	3.7	28	1	51	34	2	10	162	12.5
11	SHITTU,SIMISOLA	13-13	355	27.3	43-103	.417	1-5	.200	29-59	.492	22	56	78	6.0	32	1	23	33	6	9	116	8.9
32	RYAN,MATT	13-11	319	24.5	28-89	.315	26-81	.321	7-10	.700	3	24	27	2.1	33	0	8	16	1	6	89	6.8
02	TOYE,JOE	13-4	313	24.1	26-73	.356	13-43	.302	8-15	.533	11	23	34	2.6	24	0	7	15	2	3	73	5.6
01	WETZELL,YANNI	13-5	231	17.8	24-51	.471	2-11	.182	11-18	.611	13	29	42	3.2	35	3	4	17	8	10	61	4.7
15	BROWN,CLEVON	13-5	211	16.2	16-38	.421	1-8	.125	9-17	.529	13	18	31	2.4	28	1	6	11	11	2	42	3.2
13	MOYER,MATTHEW	13-1	163	12.5	12-39	.308	3-17	.176	14-21	.667	9	18	27	2.1	19	0	5	10	3	3	41	3.2
03	EVANS,MAXWELL	13-1	136	10.5	6-22	.273	2-12	.167	4-6	.667	0	11	11	0.8	9	0	11	15	0	3	18	1.4
	Team		22	21	43		1		9													
	Total.....	13	2625		264-678	.389	91-292	.312	179-281	.637	119	301	420	32.3	255	8	133	183	40	57	798	61.4
	Opponents.....	13	2625		316-714	.443	91-267	.341	227-294	.772	126	339	465	35.8	244	2	163	138	64	75	950	73.1

Team Statistics	VU	OPP
SCORING	798	950
Points per game	61.4	73.1
Scoring Margin	-11.7	-
FIELD GOALS-ATT	264-678	316-714
Field Goal Pct	.389	.443
3 POINT FG-ATT	91-292	91-267
3-point FG Pct	.312	.341
3-pt FG made per game	7.0	7.0
FREE THROWS-ATT	179-281	227-294
Free throw pct	.637	.772
FT made per game	13.8	17.5
REBOUNDS	420	465
Rebounds per game	32.3	35.8
Rebounding Margin	-3.5	-
ASSISTS	133	163
Assists per game	10.2	12.5
TURNOVERS	183	138
Turnovers per game	14.1	10.6
Turnover Margin	-3.5	-
Assist/Turnover ratio	0.7	1.2
STEALS	57	75
Steals per game	4.4	5.8
BLOCKS	40	64
Blocks per game	3.1	4.9
LONGEST WINNING STREAK	4	
Home Winning Streak	3	
ATTENDANCE	76832	86141
Home games-Avg/Game	7 - 10976	6 - 14357
Neutral-Tot,Avg/Game	0	0 - 0

Score by periods	1st	2nd	3rd	Total
Vanderbilt	390	401	7	798
Opponents	447	491	12	950

Date	Opponent	Res	Score	Att.
*01-05-19	Ole Miss	L	71-81	10422
*01-09-19	at Georgia	L	63-82	9429
*01-12-19	at Kentucky	L	47-56	22504
*01-16-19	South Carolina	L	71-74	8400
*01-19-19	Mississippi State	L	55-71	9570
*01-23-19	Tennessee	Lot	83-88	14316
*01-29-19	Kentucky	L	52-87	12298
*02-02-19	at Mizzou	L	67-77	11091
*02-05-19	at Arkansas	L	66-69	13587
*02-09-19	Alabama	L	67-77	10539
*02-13-19	at Florida	L	57-66	9007
*02-16-19	Auburn	L	53-64	11287
*02-19-19	at Tennessee	L	46-58	20523



Vanderbilt Points-Rebounds-Assists

Opponent	Date	Score		#0 LEE	#1 WETZELL	#2 TOYE	#3 EVANS	#10 GARLAND	#11 SHITTU	#13 MOYER
Winthrop	11-06-18	92-79	W	12-6-5	0-0-0	12-6-3	0-0-0	24-3-4	18-10-1	DNP
Southern California	11-11-18	82-78	W	9-2-3	2-1-0	16-9-1	0-0-0	19-5-1	14-15-3	DNP
Alcorn State	11-16-18	79-54	W	10-2-6	2-1-0	14-4-0	4-1-0	3-7-4	20-6-0	5-8-2
Liberty	11-19-18	79-70	W	17-3-2	0-0-0	4-2-1	DNP	33-4-4	8-8-0	5-5-1
Kent State	11-23-18	75-77	L	13-5-5	2-2-0	15-6-1	8-4-1	2-0-0	20-8-3	2-3-1
Savannah State	11-27-18	120-85	W	11-4-4	15-7-2	13-2-1	16-4-3	DNP	17-3-5	10-6-5
NC State	12-01-18	65-80	L	15-1-3	2-3-0	1-1-0	10-3-1	DNP	15-6-2	0-4-0
Middle Tennessee	12-05-18	79-51	W	7-4-3	5-3-1	6-3-0	9-4-3	DNP	15-6-0	14-2-1
Arizona State	12-17-18	81-65	W	14-5-3	12-5-1	11-2-0	8-4-3	DNP	9-7-4	0-0-0
Kansas State	12-22-18	58-69	L	8-2-4	8-9-0	11-2-2	5-2-2	DNP	10-7-2	0-1-0
Tennessee State	12-29-18	95-76	W	23-4-3	4-0-0	18-3-0	10-2-4	DNP	10-8-1	10-4-0
UNC Asheville	12-31-18	90-59	W	11-2-4	16-6-1	9-2-0	5-3-1	DNP	17-9-4	3-3-1
Ole Miss	01-05-19	71-81	L	9-5-5	7-3-0	12-7-1	0-0-1	DNP	21-9-3	1-2-1
Georgia	01-09-19	63-82	L	12-2-2	8-5-0	6-0-1	10-4-1	DNP	10-14-3	5-1-0
Kentucky	01-12-19	47-56	L	9-1-2	0-0-0	9-6-1	0-1-2	DNP	8-5-0	7-1-0
South Carolina	01-16-19	71-74	L	17-3-3	2-6-1	0-2-0	0-0-1	DNP	13-3-2	8-4-0
Mississippi State	01-19-19	55-71	L	13-6-3	7-4-0	7-1-1	1-0-0	DNP	7-5-2	6-4-0
Tennessee	01-23-19	83-88	L	21-4-7	4-3-2	5-0-0	0-1-1	DNP	10-6-4	2-4-0
Oklahoma	01-26-19	55-86	L	24-8-3	4-4-0	0-2-0	0-1-1	DNP	7-4-1	0-3-0
Kentucky	01-29-19	52-87	L	15-4-5	5-0-0	0-1-0	0-1-0	DNP	0-6-1	3-3-1
Mizzou	02-02-19	67-77	L	15-1-7	5-3-0	6-3-0	4-3-2	DNP	4-4-1	0-0-0
Arkansas	02-05-19	66-69	L	11-1-4	5-2-0	18-4-0	0-0-2	DNP	12-8-2	0-1-0
Alabama	02-09-19	67-77	L	24-5-3	4-3-0	6-3-2	0-0-0	DNP	11-4-2	2-2-0
Florida	02-13-19	57-66	L	4-4-3	2-2-1	2-4-1	3-0-0	DNP	5-6-0	0-1-1
Auburn	02-16-19	53-64	L	4-3-2	10-10-0	2-2-0	0-1-1	DNP	6-2-2	1-2-2
Tennessee	02-19-19	46-58	L	8-9-5	2-1-0	0-1-0	0-0-0	DNP	9-6-1	6-2-0

Opponent	Date	Score		#14 RICE	#15 BROWN	#24 NESMITH	#30 HUNT	#32 RYAN
Winthrop	11-06-18	92-79	W	DNP	6-6-0	4-2-1	DNP	16-2-1
Southern California	11-11-18	82-78	W	DNP	8-4-0	10-4-4	DNP	4-5-2
Alcorn State	11-16-18	79-54	W	DNP	2-4-1	7-7-1	DNP	12-2-4
Liberty	11-19-18	79-70	W	DNP	0-1-1	2-4-0	DNP	10-7-0
Kent State	11-23-18	75-77	L	DNP	0-3-0	5-6-2	DNP	8-5-2
Savannah State	11-27-18	120-85	W	0-0-0	4-1-0	20-13-3	3-0-1	11-3-3
NC State	12-01-18	65-80	L	DNP	4-2-2	9-5-1	DNP	9-5-0
Middle Tennessee	12-05-18	79-51	W	0-0-0	5-2-1	9-8-2	0-0-0	9-0-2
Arizona State	12-17-18	81-65	W	DNP	3-2-0	13-5-1	DNP	11-1-1
Kansas State	12-22-18	58-69	L	DNP	2-1-0	0-5-1	DNP	14-4-0
Tennessee State	12-29-18	95-76	W	DNP	3-6-1	9-5-2	DNP	8-3-0
UNC Asheville	12-31-18	90-59	W	0-0-0	2-3-0	6-7-3	2-0-0	19-4-2
Ole Miss	01-05-19	71-81	L	DNP	4-2-0	8-3-1	DNP	9-0-1
Georgia	01-09-19	63-82	L	DNP	0-1-0	9-8-0	DNP	3-1-1
Kentucky	01-12-19	47-56	L	DNP	0-0-0	11-5-1	DNP	3-1-0
South Carolina	01-16-19	71-74	L	DNP	2-3-4	23-4-1	DNP	6-0-0
Mississippi State	01-19-19	55-71	L	DNP	0-3-0	11-6-0	DNP	3-1-0
Tennessee	01-23-19	83-88	L	DNP	5-1-1	24-6-1	DNP	12-2-1
Oklahoma	01-26-19	55-86	L	DNP	4-2-1	9-5-0	DNP	7-5-1
Kentucky	01-29-19	52-87	L	DNP	3-4-0	14-3-3	DNP	12-3-0
Mizzou	02-02-19	67-77	L	DNP	8-1-1	19-4-0	DNP	6-2-0
Arkansas	02-05-19	66-69	L	DNP	6-7-0	8-5-2	DNP	6-2-2
Alabama	02-09-19	67-77	L	DNP	6-0-0	6-7-3	DNP	8-5-0
Florida	02-13-19	57-66	L	DNP	6-2-0	26-9-2	DNP	9-5-1
Auburn	02-16-19	53-64	L	DNP	0-4-0	24-14-1	DNP	6-3-0
Tennessee	02-19-19	46-58	L	DNP	2-3-0	13-5-3	DNP	6-2-2



Vanderbilt Team Statistics

Opponent	Date	Score		Total		3-Point		F-Throw		Rebounds		pf	a	to	blk	stl	pts	
				fg-fga	fg%	3fg-fga	3fg%	ft-fta	ft%	off	def							tot
Winthrop	11-06-18	92-79	W	34-63	.540	10-30	.333	14-20	.700	5	30	35	19	15	11	7	4	92
Southern California	11-11-18	82-78	W	27-71	.380	9-26	.346	19-30	.633	19	30	49	20	14	14	1	7	82
Alcorn State	11-16-18	79-54	W	29-64	.453	8-26	.308	13-17	.765	9	34	43	11	18	11	7	4	79
Liberty	11-19-18	79-70	W	26-52	.500	9-18	.500	18-28	.643	10	29	39	16	9	15	4	6	79
Kent State	11-23-18	75-77	L	27-58	.466	5-18	.278	16-27	.593	15	29	44	18	15	15	2	2	75
Savannah State	11-27-18	120-85	W	42-67	.627	15-30	.500	21-25	.840	12	37	49	12	27	20	10	9	120
vs NC State	12-01-18	65-80	L	22-56	.393	3-22	.136	18-30	.600	12	21	33	21	9	12	7	4	65
Middle Tennessee	12-05-18	79-51	W	26-55	.473	9-21	.429	18-19	.947	10	28	38	16	13	13	5	7	79
Arizona State	12-17-18	81-65	W	24-55	.436	12-28	.429	21-29	.724	7	32	39	18	13	10	4	3	81
Kansas State	12-22-18	58-69	L	15-47	.319	7-25	.280	21-27	.778	6	29	35	22	11	15	2	2	58
Tennessee State	12-29-18	95-76	W	29-58	.500	9-27	.333	28-36	.778	7	33	40	18	11	9	5	5	95
UNC Asheville	12-31-18	90-59	W	27-48	.563	5-19	.263	31-40	.775	14	27	41	15	16	13	7	4	90
Ole Miss	01-05-19	71-81	L	24-60	.400	6-20	.300	17-29	.586	13	22	35	16	13	10	5	7	71
Georgia	01-09-19	63-82	L	23-70	.329	6-25	.240	11-15	.733	18	23	41	21	8	10	2	8	63
Kentucky	01-12-19	47-56	L	17-47	.362	7-25	.280	6-12	.500	7	14	21	14	6	12	4	4	47
South Carolina	01-16-19	71-74	L	20-44	.455	7-21	.333	24-37	.649	7	21	28	26	12	15	1	2	71
Mississippi State	01-19-19	55-71	L	18-49	.367	5-19	.263	14-26	.538	7	23	30	11	6	14	2	3	55
Tennessee	01-23-19	83-88	Lot	30-60	.500	10-21	.476	13-21	.619	7	26	33	29	17	15	3	5	83
Oklahoma	01-26-19	55-86	L	21-57	.368	5-21	.238	8-12	.667	10	24	34	13	7	22	3	7	55
Kentucky	01-29-19	52-87	L	17-46	.370	9-24	.375	9-18	.500	9	20	29	19	10	20	3	2	52
Mizzou	02-02-19	67-77	L	20-46	.435	7-24	.292	20-26	.769	2	24	26	20	11	12	4	2	67
Arkansas	02-05-19	66-69	L	22-49	.449	9-21	.429	13-21	.619	11	21	32	23	12	14	4	5	66
Alabama	02-09-19	67-77	L	21-52	.404	8-22	.364	17-28	.607	5	26	31	17	10	11	5	6	67
Florida	02-13-19	57-66	L	18-51	.353	5-24	.208	16-21	.762	11	27	38	24	9	19	2	6	57
Auburn	02-16-19	53-64	L	16-48	.333	5-23	.217	16-21	.762	14	29	43	20	8	19	4	1	53
Tennessee	02-19-19	46-58	L	18-56	.321	7-23	.304	3-6	.500	8	25	33	15	11	12	1	6	46
Vanderbilt Totals				613-1429	.429	197-603	.327	425-621	.684	255	684	939	474	311	363	104	121	1848
Averages		GP	26	24-55	.429	8-23	.327	16-24	.684	9.8	26.3	36.1	18.2	12.0	14.0	4.0	4.7	71.1
Opponent Totals				656-1546	.424	184-560	.329	383-529	.724	268	649	917	510	308	296	93	164	1879

Opponent Team Statistics

Opponent	Date	Score		Total		3-Point		F-Throw		Rebounds		pf	a	to	blk	stl	pts	
				fg-fga	fg%	3fg-fga	3fg%	ft-fta	ft%	off	def							tot
Winthrop	11-06-18	92-79	W	29-68	.426	5-24	.208	16-24	.667	13	28	41	19	10	13	0	4	79
Southern California	11-11-18	82-78	W	32-81	.395	4-19	.211	10-18	.556	21	26	47	26	9	11	5	8	78
Alcorn State	11-16-18	79-54	W	21-66	.318	6-22	.273	6-9	.667	12	27	39	18	9	14	0	8	54
Liberty	11-19-18	79-70	W	27-62	.435	7-26	.269	9-16	.563	7	22	29	21	9	11	3	8	70
Kent State	11-23-18	75-77	L	25-56	.446	12-24	.500	15-20	.750	4	20	24	20	15	8	5	13	77
Savannah State	11-27-18	120-85	W	30-75	.400	16-43	.372	9-14	.643	11	16	27	18	15	19	2	12	85
vs NC State	12-01-18	65-80	L	30-64	.469	5-15	.333	15-22	.682	17	29	46	24	16	12	0	3	80
Middle Tennessee	12-05-18	79-51	W	20-56	.357	2-14	.143	9-19	.474	14	18	32	19	8	14	4	3	51
Arizona State	12-17-18	81-65	W	21-65	.323	7-24	.292	16-20	.800	13	29	42	19	9	10	1	4	65
Kansas State	12-22-18	58-69	L	24-58	.414	5-17	.294	16-27	.593	7	27	34	19	13	7	2	7	69
Tennessee State	12-29-18	95-76	W	24-63	.381	10-23	.435	18-26	.692	10	25	35	23	10	11	3	4	76
UNC Asheville	12-31-18	90-59	W	21-53	.396	7-19	.368	10-11	.909	6	14	20	27	7	16	0	4	59
Ole Miss	01-05-19	71-81	L	28-57	.491	6-18	.333	19-22	.864	8	28	36	21	15	12	6	6	81
Georgia	01-09-19	63-82	L	28-60	.467	9-26	.346	17-23	.739	12	31	43	14	13	12	12	4	82
Kentucky	01-12-19	47-56	L	22-44	.500	4-16	.250	8-14	.571	12	26	38	14	10	15	5	5	56
South Carolina	01-16-19	71-74	L	21-51	.412	5-18	.278	27-35	.771	12	23	35	29	9	12	5	4	74
Mississippi State	01-19-19	55-71	L	27-59	.458	5-19	.263	12-14	.857	10	30	40	22	13	9	3	4	71
Tennessee	01-23-19	83-88	Lot	27-58	.466	5-20	.250	29-32	.906	5	25	30	20	16	8	7	5	88
Oklahoma	01-26-19	55-86	L	36-65	.554	7-23	.304	7-9	.778	7	29	36	13	15	12	4	11	86
Kentucky	01-29-19	52-87	L	30-54	.556	10-17	.588	17-23	.739	6	23	29	20	18	7	6	7	87
Mizzou	02-02-19	67-77	L	27-59	.458	7-22	.318	16-24	.667	11	26	37	17	14	9	2	4	77
Arkansas	02-05-19	66-69	L	23-51	.451	8-19	.421	15-20	.750	8	21	29	17	18	11	2	4	69
Alabama	02-09-19	67-77	L	24-59	.407	12-24	.500	17-21	.810	11	31	42	19	11	13	5	4	77
Florida	02-13-19	57-66	L	19-57	.333	5-22	.227	23-28	.821	14	25	39	22	4	12	3	12	66
Auburn	02-16-19	53-64	L	17-49	.347	9-25	.360	21-29	.724	8	19	27	18	9	7	4	10	64
Tennessee	02-19-19	46-58	L	23-56	.411	6-21	.286	6-9	.667	9	31	40	11	13	11	4	6	58
Opponent Totals				656-1546	.424	184-560	.329	383-529	.724	268	649	917	510	308	296	93	164	1879
Averages		GP	26	25-59	.424	7-22	.329	15-20	.724	10.3	25.0	35.3	19.6	11.8	11.4	3.6	6.3	72.3
Vanderbilt Totals				613-1429	.429	197-603	.327	425-621	.684	255	684	939	474	311	363	104	121	1848



Vanderbilt Individual Highs

Points	33	GARLAND, DARIUS vs. Liberty (11-19-18)
Field Goals Made	12	GARLAND, DARIUS vs. Liberty (11-19-18)
Field Goals Att.	18	GARLAND, DARIUS vs. Liberty (11-19-18)
FG Pct. (min 5 made)	.889 (8-9)	LEE, SABEN vs. Tennessee State (12-29-18)
3-Point FG Made	5	GARLAND, DARIUS vs. Liberty (11-19-18)
	5	NESMITH, AARON vs. South Carolina (01-16-19)
3-Point FG Att.	11	RYAN, MATT vs. Winthrop (11-06-18)
3-Pt FG Pct. (min 4 made)	.667 (4-6)	NESMITH, AARON vs. Kentucky (01-29-19)
	.667 (4-6)	TOYE, JOE at Arkansas (02-05-19)
Free Throws Made	12	NESMITH, AARON at Florida (02-13-19)
Free Throws Att.	16	LEE, SABEN vs. South Carolina (01-16-19)
Rebounds	15	SHITTU, SIMISOLA at USC (11-11-18)
Assists	7	LEE, SABEN vs. Tennessee (01-23-19)
	7	LEE, SABEN at Mizzou (02-02-19)
Steals	4	WETZELL, YANNI at Tennessee (02-21-19)
Blocks	4	BROWN, CLEVOE vs. Savannah State (11-27-18)
Turnovers	6	GARLAND, DARIUS at USC (11-11-18)
	6	LEE, SABEN vs. Kent State (11-23-18)
	6	LEE, SABEN at Oklahoma (01-26-19)
	6	SHITTU, SIMISOLA at Oklahoma (01-26-19)
Minutes	42	LEE, SABEN vs. Tennessee (01-23-19)
	42	NESMITH, AARON vs. Tennessee (01-23-19)
Plus/Minus	38	WETZELL, YANNI vs. Arizona State (12-17-18)
Player Efficiency (EFF)	33	NESMITH, AARON vs. Savannah State (11-27-18)
1st Half Points	16	NESMITH, AARON vs. South Carolina (01-16-19)
2nd Half Points	18	GARLAND, DARIUS vs. Liberty (11-19-18)
Off Rebounds	8	SHITTU, SIMISOLA at USC (11-11-18)
Bench Points	20	NESMITH, AARON vs. Savannah State (11-27-18)

Opponent Individual Highs

Points	43	WILLIAMS, GRANT vs Tennessee (2019-01-23)
Field Goals Made	11	TYREE, BREEIN vs Ole Miss (2019-01-05)
Field Goals Attempted	18	WALKER, JAYLIN vs Kent State (2018-11-23)
3-Point FG Made	6	JOE, ISALIAH at Arkansas (2019-02-05)
3-Point FG Att.	10	JOE, ISALIAH at Arkansas (2019-02-05)
3-Pt FG Pct (min 4 made)	1.000 (4-4)	CHANEY, ARMANI vs TSU (2018-12-29)
Free Throws Made	23	WILLIAMS, GRANT vs Tennessee (2019-01-23)
Free Throw Att.	23	WILLIAMS, GRANT vs Tennessee (2019-01-23)
FT Pct (min 11 made)	1.000 (23-23)	WILLIAMS, GRANT vs Tennessee (2019-01-23)
Rebounds	18	RAKOCEVIC, NICK at USC (2018-11-11)
Assists	8	HAGANS, ASHTON vs Kentucky (2019-01-29)
Steals	5	HARPER, TYRELL vs Savannah State (2018-11-27)
Blocked Shots	5	CLAXTON, NICOLAS at Georgia (2019-01-09)
Turnovers	5	PICKETT, ADAM vs Winthrop (2018-11-06)
	5	HARPER, TYRELL vs Savannah State (2018-11-27)
	5	SAEED, ADAM vs Savannah State (2018-11-27)
	5	HAGANS, ASHTON at Kentucky (2019-01-12)
Player Efficiency (EFF)	50	WILLIAMS, GRANT vs Tennessee (2019-01-23)
1st Half Points	18	WASHINGTON, PJ vs Kentucky (2019-01-29)
2nd Half Points	25	WILLIAMS, GRANT vs Tennessee (2019-01-23)
Offensive Rebounds	9	RAKOCEVIC, NICK at USC (2018-11-11)

Opponent Team Highs

POINTS	88	vs. Tennessee (01-23-19)
FIELD GOALS MADE	36	at Oklahoma (01-26-19)
FIELD GOAL ATEMPTS	81	at Southern California (11-11-18)
FIELD GOAL PERCENTAGE	.556	(30-54) vs. Kentucky (01-29-19)
3 PT FIELD GOALS MADE	16	vs. Savannah State (11-27-18)
3 PT FG ATTEMPTS	43	vs. Savannah State (11-27-18)
3 PT FG PERCENTAGE	.588	(10-17) vs. Kentucky (01-29-19)
FREE THROWS MADE	29	vs. Tennessee (01-23-19)
FREE THROW ATTEMPTS	35	vs. South Carolina (01-16-19)
FREE THROW PERCENTAGE	.909	(10-11) vs. UNC Asheville (12-31-18)
REBOUNDS	47	at Southern California (11-11-18)
ASSISTS	18	vs. Kentucky (01-29-19)
	18	at Arkansas (02-05-19)
STEALS	13	vs. Kent State (11-23-18)
BLOCKED SHOTS	12	at Georgia (01-09-19)
TURNOVERS	19	vs. Savannah State (11-27-18)
FOULS	29	vs. South Carolina (01-16-19)
1ST HALF POINTS	46	vs. NC State (12-01-18)
2ND HALF POINTS	48	vs. Savannah State (11-27-18)
	48	at Georgia (01-09-19)
BENCH POINTS	39	vs. Savannah State (11-27-18)
2ND CHANCE POINTS	18	vs. NC State (12-01-18)
POINTS IN THE PAINT	52	at Oklahoma (01-26-19)
FAST BREAK POINTS	13	at Southern California (11-11-18)
	13	at Kentucky (01-12-19)
	13	at Arkansas (02-05-19)
LARGEST LEAD	38	vs. Kentucky (01-29-19)
LARGEST VICTORY	35	vs. Kentucky (01-29-19)
LARGEST 1ST HALF MARGIN	30	vs. Kentucky (01-29-19)
LARGEST 2ND HALF MARGIN	18	at Georgia (01-09-19)

Vanderbilt Team Highs

POINTS	120	vs. Savannah State (11-27-18)
FIELD GOALS MADE	42	vs. Savannah State (11-27-18)
FIELD GOAL ATTEMPTS	71	at Southern California (11-11-18)
FIELD GOAL PERCENTAGE	.627	(42-67) vs. Savannah State (11-27-18)
3 PT FIELD GOALS MADE	15	vs. Savannah State (11-27-18)
3 PT FG ATTEMPTS	30	vs. Winthrop (11-06-18)
3 PT FG PERCENTAGE	.500	(9-18) vs. Liberty (11-19-18)
	.500	(15-30) vs. Savannah State (11-27-18)
FREE THROWS MADE	31	vs. UNC Asheville (12-31-18)
FREE THROW ATTEMPTS	40	vs. UNC Asheville (12-31-18)
FREE THROW PERCENTAGE	.947	(18-19) vs. Middle Tennessee (12-05-18)
REBOUNDS	49	at Southern California (11-11-18)
	49	vs. Savannah State (11-27-18)
ASSISTS	27	vs. Savannah State (11-27-18)
STEALS	9	vs. Savannah State (11-27-18)
BLOCKED SHOTS	10	vs. Savannah State (11-27-18)
TURNOVERS	22	at Oklahoma (01-26-19)
FOULS	29	vs. Tennessee (01-23-19)
1ST HALF POINTS	65	vs. Savannah State (11-27-18)
2ND HALF POINTS	55	vs. Savannah State (11-27-18)
	55	vs. Tennessee State (12-29-18)
BENCH POINTS	64	vs. Savannah State (11-27-18)
2ND CHANCE POINTS	22	at Southern California (11-11-18)
POINTS IN THE PAINT	53	vs. Savannah State (11-27-18)
FAST BREAK POINTS	23	vs. Savannah State (11-27-18)
LARGEST LEAD	43	vs. Savannah State (11-27-18)
LARGEST VICTORY	35	vs. Savannah State (11-27-18)
LARGEST 1ST HALF MARGIN	28	vs. Savannah State (11-27-18)
LARGEST 2ND HALF MARGIN	25	vs. UNC Asheville (12-31-18)

THE LAST TIME...

VANDERBILT INDIVIDUALS

Scoring:

Scored 25 points – Aaron Nesmith (26), at Florida, 2/13/2019
Scored 30 points – Darius Garland (33), vs. Liberty, 11/19/2018
Scored 35 points – Billy McCaffrey (35), vs. Georgia, 2/24/1993
Scored 40 points – Shan Foster (42) vs. Mississippi State, 3/5/2008

Two Players Had 20 Points –

Aaron Nesmith (24), Saben Lee (21) vs UT, 1/23/2019

Three Players Had 20 Points –

Derrick Byars (28), Shan Foster (21) and Ross Neltner (20) vs. Toledo, 12/2/2006

Scored 20 Points in Two Straight Games –

Aaron Nesmith (26), at Florida 2/13/2019; Jeff Roberson (26), Riley LaChance (21) vs. Florida (2/17/2018); Aaron Nesmith (24), vs Auburn 2/16/2019; Riley LaChance (26), Jeff Roberson (20) at LSU (2/20/2018)

Scored 20 Points in Three Straight Games –

Jeff Roberson (22) vs. Miss. St., 2/14/18; Jeff Roberson (26) vs. Florida, 2/17/18; Jeff Roberson (20) at LSU, 2/20/18; Riley LaChance (21) vs. Florida, 2/17/18; Riley LaChance (26) at LSU, 2/20/18; Riley LaChance (23) vs. Texas A&M, 2/24/18

Scored 20 Points in Four Straight Games –

Jeff Roberson (22), vs. Miss. St., 2/14/18; Jeff Roberson (26) vs. Florida, 2/17/18; Jeff Roberson (20) at LSU, 2/20/18; Jeff Roberson (21) vs. Texas A&M, 2/24/18

Scored 20 Points in Five Straight Games –

Jeff Roberson (21) at Tennessee, 1/23/2018; vs. LSU (20), 1/20/2018; vs. TCU (20), 1/27/2018; at Kentucky (23), 1/30/2018; at Auburn (30), 2/3/2018

Scored 20 Points in Six Straight Games –

Shan Foster vs. Georgia (29), 2/23/2008; vs. Tennessee (32), 2/26/2008; at Arkansas (22), 3/1/2008; vs. Mississippi State (42), 3/5/2008; at Alabama (21), 3/8/2008; vs. Auburn (26), 3/13/2008

Five Players Scored in Double Figures –

Saben Lee (23), Joe Toye (18), Maxwell Evans (10), Matt Moyer (10), Simi Shittu (10) vs. Tennessee State, 12/19/2018

Seven Players Scored in Double Figures –

Damian Jones (10), Wade Baldwin IV (20), Riley LaChance (10), Nolan Cressler (14), Joe Toye (10), Matthew Fisher-Davis (12), Josh Henderson (11), vs. Detroit (12/2/15)

Eight Players Scored in Double Figures –

Aaron Nesmith (20), Simisola Shittu (17), Maxwell Evans (16), Yanni Wetzell (15), Joe Toye (13), Saben Lee (11), Matt Ryan (11), Matthew Moyer (10), vs. Savannah St., 11/27/2018

Four Players with 15 or more points –

Jeff Roberson (19), Matthew Fisher-Davis (19),

Riley LaChance (19), Luke Kornet (16) vs. Kentucky, 1/10/2017

Double-Doubles:

Double-Double – Aaron Nesmith (24 points, 14 rebounds) Yanni Wetzell (10 points, 10 rebounds) vs Auburn, 02/16/2019

20-10 game – Aaron Nesmith (24 points, 14 rebounds) Yanni Wetzell (10 points, 10 rebounds) vs Auburn, 02/16/2019

30-10 game – Jeff Roberson (30 points, 10 rebounds) at Auburn, 2/3/2018

Back-to-back 20-10 games – Matt Freije vs. South Carolina (26 points, 11 rebounds) 1/28/04; vs. Kentucky (20 points, 11 rebounds) 1/31/04

Double-Double in Points and Rebounds – Aaron Nesmith (24 points, 14 rebounds) Yanni Wetzell (10 points, 10 rebounds) vs Auburn, 02/16/2019

Double-Double in Points and Assists – Wade Baldwin IV (15 points, 10 assists) vs. Western Michigan, 12/30/2015

Double-Double in Points and Blocks – Luke Kornet (11 points, 10 blocks) vs. Auburn (1/12/2016)

Double-Double in Points and Steals – Never

Double-Double in Two Consecutive games

– Simisola Shittu (18 points, 10 rebounds) vs. Winthrop, 11/6/18; (14 points, 15 rebounds) at USC

Double-Double in three consecutive games

– Jeff Roberson vs. Austin Peay (13 points, 10 rebounds) 11/10/2017; at Belmont (13 points, 12 rebounds) 11/10/2017; vs. UNC Asheville (17 points, 12 rebounds) 11/10/2017

Two players record double-double –

Aaron Nesmith (24 points, 14 rebounds) Yanni Wetzell (10 points, 10 rebounds) vs Auburn, 02/16/2019

Triple-Doubles:

Triple-Double – Luke Kornet (11 points, 11 rebounds, 10 blocks) vs. Auburn, 1/12/16; Brad Tinsley (11 points, 10 rebounds, 10 assists) vs. Presbyterian, 11/12/2010

Field Goals:

Made 10 FG in a game – Jeff Roberson (10) at Auburn, 2/3/2018

Made 11 FG in a game – Matthew Fisher-Davis (11) vs. Auburn, 1/4/2017

Made 12 FG in a game – Darius Garland (12) vs. Liberty, 11/19/2018

Made 16 FG in a game – Shan Foster (16) vs. Mississippi State, 3/5/2008

Attempted 15 FG in a game – Darius Garland (15) vs. Winthrop, 11/6/2018

Attempted 16 FG in a game – Riley LaChance (16) vs. Missouri, 2/27/2018

Attempted 17 FG in a game – Jeff Roberson (17) at Auburn, 2/3/2018

Attempted 18 FG in a game – Darius Garland (18) vs. Liberty, 11/19/2018

Attempted 19 FG in a game – Rod Odum (19) vs. Missouri, 1/16/14

Attempted 20 FG in a game – Jeff Roberson (20), vs. Texas A&M, 2/24/18

Three-Pointers:

Made 5 3-pointers in a game –

Aaron Nesmith (5) vs. South Carolina, 1/16/2019

Made 6 3-pointers in a game – Riley LaChance (6) vs. Texas A&M, 2/24/18

Made 7 3-pointers in a game – Matthew Fisher-Davis (7) vs. Auburn, 1/4/2017

Made 8 3-pointers in a game – Shan Foster (8) vs. UMass, 1/5/2008

Made 9 3-pointers in a game – Shan Foster (9) vs. Mississippi State, 3/5/2008

Attempted 10 3-pointers in a game – Riley LaChance (10) vs. Missouri, 2/27/2018

Attempted 15 3-pointers in a game – John Jenkins (16) vs. Oregon, 11/11/2011

Free Throws:

Made 10 FT in a game – Jeff Roberson (10), at Kentucky, 1/30/2018

Made 12 FT in a game – Aaron Nesmith (12) at Florida, 2/13/2019

Made 13 FT in a game – A.J. Ogilvy (13) vs. DePaul, 12/5/2009

Made 18 FT in a game – Matt Freije (18) vs. Indiana, 11/24/2003

Attempted 12 FT in a game – Saben Lee (12) vs. Arizona St., 12/17/2018

Attempted 14 FT in a game – Saben Lee (14) vs. Liberty, 11/19/2018

Attempted 15 FT in a game – Saben Lee (16) vs. Kansas St., 12/3/2017

Rebounds:

10 Rebounds in a game – Aaron Nesmith (14), vs Auburn, 02/16/2019

15 Rebounds in a game – Simisola Shittu (15), at USC, 11/11/2018

10+ Rebounds in Three Consecutive Games

– Jeff Roberson vs. Austin Peay (10) 11/10/2017; at Belmont (12) 11/10/2017; vs. UNC Asheville (12) 11/10/2017

Assists:

8 Assists – Riley LaChance (8) vs. Miss. St. (2/14/18)

9 Assists – Saben Lee (9) vs. Texas A&M, 2/24/18

10 Assists – Wade Baldwin IV (10) vs. Auburn, 1/12/16

11 Assists – Mario Moore (13) vs. Arkansas, 2/19/2005

12 Assists – Mario Moore (13) vs. Arkansas, 2/19/2005

13 Assists – Mario Moore (13) vs. Arkansas, 2/19/2005

14 Assists – Billy McCaffrey (14) vs. Kentucky, 1/13/1993

5+ Assists in Four Consecutive Games – Wade Baldwin IV (8) vs. Texas A&M, 2/4/16; (9) at Ole Miss, 2/6/16; (7) vs. Missouri, 2/10/16; (7) at Auburn, 2/13/16; (9) at Miss. St., 2/16/16; (7) vs. Georgia, 2/20/16

8+ Assists in Two Consecutive Games – Atiba Prater (9) at Georgia, 2/2/2000; (9) vs. Boston College, 2/6/2000

Blocks:

4 Blocked Shots – Clevon Brown (4) vs. Savannah St., 11/27/2018

5 Blocked Shots – Luke Kornet (5) vs. Texas A&M, 2/16/2017

6 Blocked Shots – Luke Kornet (6) at Texas A&M, 3/5/2016

7 Blocked Shots – Clevon Brown (8) at Ole Miss, 3/3/2018

10 Blocked Shots – Luke Kornet (10) vs. Auburn, 1/12/16

Steals:

4 Steals – Yanni Wetzell (4) at Tennessee, 2/19/2019

5 Steals – Riley LaChance (5) vs. Penn, 12/22/2014

6 Steals – Dan Cage (6) vs. Furman, 11/28/2006

7 Steals – James Strong (8) vs. Morehead State, 11/24/1998

8 Steals – James Strong (8) vs. Morehead State, 11/24/1998

Minutes:

Played every minute – Jeff Roberson at Ole Miss, 3/3/2018

Played over 40 minutes – Saben Lee (42), Aaron Nesmith (42) vs UT 1/23/19

All 5 starters played 40 minutes – Steve Tchiengang (40), Brad Tinsley (40), Lance Goulbourne (41), Jeffery Taylor (41), and John Jenkins (41), at Louisville, 12/2/2011

Fouls:

Technical Foul – Matt Ryan vs UT, 1/23/19

Fouled Out – Simi Shittu vs Auburn, 02/16/2019

Two Players Fouled Out – Clevon Brown, Yanni Wetzell vs. UT 1/23/2019

Three Players Fouled Out – Saben Lee, Clevon Brown, Djery Baptiste vs. Tennessee, 1/9/2018

TEAM

Started the game with Opponent Technical Foul – Furman bench, 12/22/2008

Scored 95 or more points – 95 vs. Tennessee State 12/29/2018 (W, 95-76)

Scored 100 or more points – 120 vs. Savannah St., 11/27/2018 (W, 120-85)

Scored 100 or more points (SEC game) – 102 at Ole Miss, 2/16/2012 (W, 102-76)

Scored 110 or more points – 120 vs. Savannah St., 11/27/2018 (W, 120-85)

Scored 110 or more points (SEC game) – 111 vs. Alabama 2/21/1972 (W, 111-91)

Scored 120 or more points – 120 vs. Savannah St., 11/27/2018 (W, 120-85)

Scored 120 or more points (SEC game) – 130 vs. Ole Miss 12/22/1970 (W, 130-112)

Scored 130 or more points – 130 vs. Ole Miss 12/22/1970 (W, 130-112)

Scored Less than 50 points – 46 at Tennessee, 2/19/2019 (L, 46-58)

Scored Less than 40 points – 38 at Tennessee (L, 76-38), 3/1/2014

Scored 20 or less points in half – 19 (2nd half), at Tennessee (L, 76-38), 3/1/2014

Scored 90+ points in three consecutive games – 95 vs. Bradley, 11/24/2007 (W, 95-86); 91 vs. South Alabama, 11/29/2007 (W, 91-88); vs. Georgia Tech, 12/1/2007 (W, 92-79)

Allowed 90 or more points – 91, at Auburn, 2/3/2018 (L, 93-81)

Allowed 100 or more points – 106, Kentucky, 3/5/2003 (L, 44-106)

Allowed Less than 50 points – 48,

THE LAST TIME...

vs. Houston Baptist, 12/20/2017 (W, 81-48)
Allowed 40 or Less points – 31, at Mississippi State, 2/23/2013 (W, 72-31)
Shot 60% or better – .627 vs. Savannah St., 11/27/18 (W, 120-85)
Shot 60% or better from three – .643 vs. Purdue, 12/13/14 (W, 81-71)
Shot over 67% FG – .679 vs. TSU, 12/19/2009 (W, 84-71)
Shot lower than 30% – .250 at Arkansas 2/10/18 (L, 54-72)
Allowed 60% shooting – .625 at LSU, 2/20/2018 (L, 78-88)
Scored 100 points in two consecutive games – 111 vs. North Alabama 12/20/1980 (W, 111-79) and 111 vs. Memphis 12/23/1980 (W, 111-96)
Scored 100 points in three consecutive games – Never
Scored 100 points in Consecutive SEC games – 104 vs. LSU 2/19/1972 (W, 104-83) and 111 vs. Alabama 2/21/1972 (W, 111-91)
Won game by 70 points or more – 71 vs. Union (Tenn.) (W, 95-24), 1911-12
Won game by 60 points or more – 71 vs. Union (Tenn.) (W, 95-24), 1911-12
Won game by 50 points or more – 50 vs. Detroit (W, 102-52) 12/2/2015
Lost by 25 or More Points – vs. Kentucky (L, 52-87), 01/29/19
Game decided by one point – vs. Miss. St. (2/14/18) (W, 81-80)
Two consecutive games decided by one point – at South Carolina (L, 70-71) 1/7/1998 and Tennessee (W, 80-79) 1/10/1998
Three consecutive games decided by one point – Never
Shot 90% or Better from Free Throw Line (min. 10 att.) – 94.7% vs. M. Tennessee, 12/5/2018 (18-19)
Shot less than 50% from Free Throw Line – 46.9% vs. Morgan State (15-32) 11/23/13
Shot less than 20% from 3PT – .156 (3-22) vs. N.C. State 12/1/2018 (L, 80-65)
Attempted 30 FT – 30 (18-30) vs. N.C. State 12/1/2018
Attempted 35 FT – 37 (24-37) vs. South Carolina 1/16/2019
Attempted 40 FT – 40 (90-59) vs. UNC Asheville, 12/31/2018
Attempted five or less FT – 3 at Texas A&M, 1/31/2017
Made 30 FT – 30, vs. UNC Asheville, 12/31/18
Made 15 3FG – 17 vs. Alcorn St., 12/22/2017
Won an Overtime Game – vs. Florida 3/10/2017 (W, 72-62)
Lost an Overtime Game – vs. UT, 1/23/2019 (L, 83-88)
Played Two Overtimes – vs. Yale 1/3/15 (W, 79-74)
Played Three Overtimes – at Ole Miss 2/17/1982 (L, 51-48)
Played Four Overtimes – at Ole Miss 2/17/1982 (L, 51-48)
Played consecutive games that went to overtime – vs. Xavier 11/28/2011 (L, 82-70) and at Louisville, 12/2/2011 (L, 62-60)
Had 20 Turnovers – 20, vs. Savannah St., 11/27/2018
Had 10 Blocks – 10, vs. Savannah St., 11/27/2018

OPPONENT - INDIVIDUALS

Scoring:
Scored 25 points – Daniel Gafford (28) at Arkansas 2/5/19
Scored 30 points – Breein Tyree (31) vs. Ole Miss, 1/05/2019
Scored 35 points – Grant Williams (37), vs. Tennessee, 1/9/2018
Scored 40 points – Grant Williams (43), vs. UT, 1/23/2019
Two Players Had 20 Points – Grant Williams (37), Admiral Schofield (22), vs. Tennessee, 1/9/2018
Five Players Scored in Double Figures
 Deandre Burnett (17), Terence Davis (17), Breein Tyree (11), Justas Furmanavicius (11), Sebastian Saiz (10), vs. Ole Miss, 2/4/2017
Six Players Scored in Double Figures – Bam Doyno (22), Dwayne Curtis (12), Todd Abernethy (11), Clarence Sanders (11), Polynice (10) and Williams (10), vs. Ole Miss, 1/27/2017
Four Players with 15 or more points – Erik Daniels (20), Marquis Estill (17), Keleena Azubuike (16) and Gerald Fitch (15) vs. Kentucky, 3/5/2003

Double-Doubles:
Double-Double – Riley Norris (15 points and 12 rebounds) vs. Alabama 2/09/2019
Triple-Double – Sam Muldrow (16 points, 14 rebounds and 10 blocks) at South Carolina, 1/8/2010
20-10 game – PJ Washington (26 points and 12 rebounds) vs. Kentucky 1/29/2019
30-10 game – Ben Simmons (36 points, 14 rebounds), LSU, 1/2/2016

Double-Double in Points and Rebounds – Riley Norris (15 points and 12 rebounds) vs. Alabama 2/09/2019
Double-Double in Points and Assists – Nick Calathes (15 points, 10 assists) at Florida, 1/27/2008
Two players record double-doubles – Prince Ibeh (13 points, 11 rebounds), Kerwin Roach, Jr. (15 points, 11 rebounds), at Texas, 1/30/2016

Field Goals:
Made 10 FG in a game – Grant Williams (10), vs. UT, 1/23/2019
Made 11 FG in a game – Breein Tyree (11), vs. Ole Miss 1/05/2019
Made 12 FG in a game – Shai Gilgeous-Alexander (12) at Kentucky, 1/30/2018
Made 13 FG in a game – Duop Reath (13) vs. LSU, 1/20/2018
Attempted 15 FG in a game – Chris Silva (15) at South Carolina, 1/6/2018
Attempted 16 FG in a game – Antonio Green, vs. M. Tennessee, 12/5/2018
Attempted 17 FG in a game – Derryck Thornton (17), at USC, 11/11/2018
Attempted 18 FG in a game – Jaylin Walker (18) vs. Kent State, 11/23/2018
Attempted 19 FG in a game – Shai Gilgeous-Alexander (19) at Kentucky, 1/30/2018
Attempted 20 FG in a game – Duop Reath (20) vs. LSU, 1/20/2018
Attempted 25 FG in a game – Malik Monk (25) at Kentucky, 2/28/2017

Three-Pointers:
Made 5 3-pointers in a game – Jaquan Dotson (5), vs. Savannah St., 11/27/2018
Made 6 3-pointers in a game – Jamal Murray, vs. Kentucky (6), 2/27/16
Made 7 3-pointers in a game – Chandler Parsons (7) vs. Florida, 1/25/2009
Made 8 3-pointers in a game – Brian Sullivan (8) vs. Miami (OH), 1/2/2012
Attempted 10 3-pointers in a game – Jordan McLaughlin (11), vs. USC, 11/19/2017

Free Throws:
Made 10 FT in a game – Daniel Gafford (10) at Arkansas 2/5/19
Made 16 FT in a game – Ben Simmons (16), LSU, 1/2/2016
Made 17 FT in a game – Grant Williams (23), vs. UT, 1/23/2019
Attempted 10 FT in a game – Daniel Gafford (12) at Arkansas 2/5/19
Attempted 13 FT in a game – Ian Dubose (13) vs. Houston Baptist, 12/20/2017
Attempted 14 FT in a game – Grant Williams, (14) at Tennessee, 1/23/2018
Attempted 15 FT in a game – Grant Williams (23), vs. UT, 1/23/2019

Rebounds:
10 Rebounds in a game – Grant Williams (11) at Tennessee, 2/19/2019
15 Rebounds in a game – Sebastian Saiz (16), vs. Ole Miss, 2/4/2017
18 Rebounds in a game – Nick Rakocevic (18) at USC, 11/11/2018
19 Rebounds in a game – Omar Samhan (19) at St. Mary's, 11/20/2009
20 Rebounds in a game – Roy Rogers (20) at Alabama, 1/3/1996

Assists
8 Assists – Ashton Hagans (8) vs. Kentucky 1/29/2019
9 Assists – Tremont Waters (9) at LSU, 2/20/2018
10 Assists – Alex Caruso (10) at Texas A&M, 1/31/2015
11 Assists – Dee Bost (11) vs. Mississippi State, 3/11/2011
12 Assists – Jared Harper (14) at Auburn, 2/3/2018

Blocks:
4 Blocked Shots – Nick Richards (4), vs. Kentucky 1/29/2019
5 Blocked Shots – Nicolas Claxton (5), at Georgia, 1/09/19
6 Blocked Shots – Reggie Lynch, (6), vs. Minnesota, 12/3/16
7 Blocked Shots – Daniel Gafford, (7), at Arkansas, 2/10/18
8 Blocked Shots – Jarvis Varnado (9) vs. Mississippi State, 2/3/2010
10 Blocked Shots – Sam Muldrow (10) at South Carolina, 1/8/2011

Steals:
5 Steals – Tyrell Harper (5) vs. Savannah St., 11/27/2018
6 Steals – Jajuan Johnson (6) vs. Marquette, 11/11/2016
7 Steals – Aaron Lucas (7) at South Carolina, 1/19/2002

8 Steals – Steve Wojciechowski (8) at Duke, 11/22/1996
Two players with 3 steals – Tyrell Harper (5), Romani Hansen (3) vs. Savannah St., 11/27/2018

Minutes:
Played every minute – Jordan Barnett vs. Missouri, 2/27/2018
Played over 40 minutes – Kevin Knox (40), at Kentucky, 1/30/2018

Fouls:
Technical Foul – Jordan Geist at Missouri 2/2/19
Fouled Out – Chris Silva vs. South Carolina 1/16/2019
Three Players Fouled Out – Jordan Usher, Derryck Thornton, Kevin Porter, Jr. at USC, 11/11/2018

OPPONENT - TEAM

Scored 90 or more points at Memorial Gym – 92 vs. Tennessee, 1/9/2018 (L, 84-92)
Scored 100 or more points – 106 at Kentucky 3/5/2003 (L, 44-106)
Scored 110 or more points – 120 vs. Kentucky 2/7/1996 (L, 81-120)
Scored 120 or more points – 120 vs. Kentucky 2/7/1996 (L, 81-120)
Scored 130 or more points – Never
Scored Less than 50 points – 41 vs. Texas A&M, 3/9/17 (W, 66-41)
Scored Less than 40 points – 31 at Mississippi State, 2/23/2013 (W, 72-31)
Shot 50% or Better – .556 vs. Kentucky (L, 87-52) 1/29/2019
Shot 60% or Better – .625 at LSU (LSU 88, VU 78), 2/20/2018
Shot 60% or Better from 3PT – .654 (17-26), at Auburn, 2/3/2018
Shot less than 30% FG – .250 (4-16), at Kentucky, 1/12/2019 (L, 47-56)
Shot less than 15% from 3PT – .143 (2-14), vs. M. Tennessee, 12/5/2018 (W, 79-51)
Held Opponent Without a 3-Pointer – vs. Nebraska, 11/18/10 (W, 59-49)
Shot 90% or Better from Free Throw Line – 90.0, at Florida, 12/30/2017 (27-30)
Shot less than 50% from Free Throw Line – .467, vs. Minnesota, 12/3/2016 (L, 52-56)
Attempted 30 FT – 32, vs. Tennessee 1/23/2019
Attempted 40 FT – 42 at Mississippi State, 2/12/2007
Attempted 45 or More FT – 49 at South Carolina, 1/28/2009
Attempted Zero FT – vs. TCU, 1/27/2018
Attempted five or less FT – 1 vs. Miami (OH), 1/2/2012
Made 30 FT – 32, at South Carolina, 1/28/2009
Made 0 FT – vs. TCU, 1/27/2018
Made 12 3PT – 12, vs. Alabama, 2/09/2019
Made 15 3PT – 16, vs. Savannah St., 11/27/2018
Attempted 30 or more 3PT – 43 vs. Savannah St., 11/27/2018
Had 20 Turnovers – 20 vs. MTSU, 12/21/2012



CLEVON BROWN

15

Junior, Forward
6'8" 240 lbs.
San Antonio, Texas
Churchill HS

SEASON HIGHS

- Points:** 8, at USC (11/11/18)
- FG Made:** 4, at USC (11/11/18)
- FG Atts:** 8, at USC (11/11/18)
- 3FG Made:** 1, 2x, last vs. Alabama (2/9/19)
- 3FG Atts:** 2, at USC (11/11/18)
- FT Made:** 2, 3x, last at Florida (2/13/19)
- FT Atts:** 3, 2x, last at Missouri (2/2/19)
- Rebounds:** 7, 2x, last at Florida (2/13/19)
- Assists:** 4, vs. South Carolina (1/16/19)
- Turnovers:** 3, vs. Tennessee (1/23/19)
- Blocks:** 4, vs. Savannah St. (11/27/18)
- Steals:** 1, 3x, last vs. N.C. State (12/5/18)
- Minutes:** 26, at Florida (2/13/19)

CAREER HIGHS

- Points:** 13, vs. Austin Peay (11/10/17)
- FG Made:** 6, vs. Austin Peay (11/10/17)
- FG Atts:** 11, vs. Austin Peay (11/10/17)
- 3FG Made:** 2, 2x, last at Missouri (2/11/17)
- 3FG Atts:** 3, 2x, at Missouri (2/11/17)
- FT Made:** 2, 6x, last at Florida (2/13/19)
- FT Atts:** 4, vs. Texas A&M (2/16/17)
- Rebounds:** 7, 2x, last at Florida (2/13/19)
- Assists:** 4, vs. South Carolina (1/16/19)
- Turnovers:** 4, at Auburn (2/3/18)
- Blocks:** 8, at Ole Miss (3/3/18)
- Steals:** 2, vs. Austin Peay (11/10/17)
- Minutes:** 31, at Kentucky (1/30/18)

BROWN NOTEBOOK

- ✪ Started at Florida and played a season-high 26 minutes. Made seven starts this season.
- ✪ Leads team in blocks (1.3 per game).
- ✪ Dished out career-high four assists against South Carolina.
- ✪ Made two starts this season (Savannah State, N.C. State).
- ✪ Tallied eight points and four rebounds in win at USC; had three blocks vs. Liberty.
- ✪ Played in 32 games and made four starts in 2017-18. Averaged 3.9 points and 3.1 rebounds per game.
- ✪ Tallied a career-high eight blocks at Ole Miss. Also added six points and four rebounds. Most blocks for a Commodore since Luke Kornet had 10 vs. Auburn on 1/12/16
- ✪ Played career-high in minutes against TCU (26) and Kentucky (31). Had career-high 7 rebounds at UK.
- ✪ Scored a career-high 13 points in win over Austin Peay. Also set new career bests in field goals made and steals, and tied a career high in rebounds and blocks.
- ✪ Played in 34 games and averaged 1.6 points and 1.5 rebounds per game as a freshman in 2016-17.
- ✪ Signed with the Commodores in November of 2015.
- ✪ Made career debut vs. Marquette, scored five points against Golden Eagles; scored career-high six points vs. Norfolk State.
- ✪ Was ranked as the 9th-best player in the state of Texas by Texas Hoops, and the 126th-ranked player nationally by Rivals.com.
- ✪ Ranked as the 26th-ranked power forward in the country by Scout.com, he also received offers from Texas, Illinois, Notre Dame, and Auburn.

BROWN GAME-BY-GAME (JUNIOR)

Opponent	M	FG-A	3P-A	FT-A	Reb	PF	A	T	B	S	PTS
N6 Winthrop	19	3-5	0-1	0-0	6	3	0	2	2	0	6
N11 @USC	18	4-8	0-2	0-3	4	2	0	0	1	1	8
N16 Alcorn State	19	1-4	0-0	0-0	4	2	1	0	1	0	2
N19 Liberty	11	0-1	0-0	0-0	1	1	1	1	3	1	0
N23 Kent State	6	0-2	0-0	0-0	3	1	0	0	0	0	0
N27 Savannah State*	20	1-2	0-0	2-2	1	0	0	0	4	1	4
D1 vs. N.C. State*	16	2-2	0-0	0-2	2	3	2	1	1	1	4
D5 Middle Tennessee	21	2-4	1-1	0-0	2	3	1	1	1	0	5
D17 Arizona State	12	1-1	0-0	1-2	2	2	0	1	1	0	3
D22 @Kansas State	13	1-1	0-0	0-0	1	0	0	0	0	0	2
D29 Tennessee State	13	1-1	0-0	1-2	6	3	1	0	2	0	3
D31 UNC Asheville	16	1-1	0-0	0-0	3	0	0	1	3	0	2
J5 Ole Miss	8	2-4	0-0	0-0	2	0	0	0	1	0	4
J9 @Georgia	5	0-1	0-0	0-0	1	1	0	1	0	0	0
J12 @Kentucky	4	0-0	0-0	0-0	0	0	0	0	0	0	0
J16 South Carolina	15	1-4	0-2	0-0	3	3	4	0	0	0	2
J19 Mississippi State	12	0-2	0-0	0-0	3	0	0	0	0	0	0
J23 Tennessee	23	2-2	0-0	1-1	1	5	1	3	1	1	5
J26 @Oklahoma	20	2-3	0-0	0-0	2	4	1	1	1	0	4
J29 Kentucky	15	1-2	0-1	1-2	4	3	0	2	2	0	3
F2 @Missouri	21	3-5	0-1	2-3	1	3	1	2	2	0	8
F5 @Arkansas*	24	3-5	0-1	0-3	7	4	0	0	0	1	6
F9 Alabama*	22	1-3	1-1	3-6	0	2	0	2	3	0	6
F13 @Florida*	26	2-6	0-0	2-2	2	3	0	0	1	0	6
F16 Auburn*	18	0-2	0-2	0-0	4	1	0	1	1	0	0
F19 @Tennessee*	18	1-2	0-0	0-0	3	3	0	0	0	0	2
F23 @Alabama											
F27 Florida											
M2 @Texas A&M											
M6 Arkansas											
M9 @LSU											

Brown's Overall Statistics at Vanderbilt

Year	GP	GS	Min	Avg	FG	FGA	Pct	3FG	3FGA	Pct	FT	FTA	Pct	Off	Def	Tot	Avg	PF	FO	Ast	TO	Blk	Stl	Pts	Avg
2016-17	34	0	258	7.6	20	51	.392	8	27	.296	7	12	.583	16	34	50	1.5	35	0	3	16	14	1	55	1.6
2017-18	32	4	543	17.0	51	112	.455	11	46	.239	12	26	.462	42	56	98	3.1	67	3	7	27	43	9	125	3.9
2018-19	26	7	415	16.0	35	73	.479	2	12	.167	13	28	.464	33	35	68	2.6	52	1	13	19	31	6	85	3.3
TOTAL	92	11	1216	13.2	106	236	.449	21	85	.247	32	66	.485	91	125	216	2.3	154	4	23	62	88	16	265	2.9

Brown's SEC Statistics at Vanderbilt

Year	GP	GS	Min	Avg	FG	FGA	Pct	3FG	3FGA	Pct	FT	FTA	Pct	Off	Def	Tot	Avg	PF	FO	Ast	TO	Blk	Stl	Pts	Avg
2016-17	17	0	118	6.9	10	24	.417	3	12	.250	3	7	.429	8	15	23	1.4	17	0	2	7	9	0	26	1.5
2017-18	18	3	350	19.4	28	61	.459	8	25	.320	7	15	.467	27	39	66	3.7	42	2	5	20	29	5	71	3.9
2018-19	13	5	211	16.2	16	38	.421	1	8	.125	9	17	.529	13	18	31	2.4	28	1	6	11	11	2	42	3.2
TOTAL	48	8	679	14.1	54	123	.439	12	45	.267	19	39	.487	48	72	120	2.5	87	3	13	38	49	7	139	2.9



MAXWELL EVANS

3

Sophomore, Guard
6'2" 192 lbs.
Houston, Texas
Bellaire HS

SEASON HIGHS

Points: 16, vs. Savannah St. (11/27/18)
FG Made: 6, vs. Savannah St. (11/27/18)
FG Atts: 9, vs. Savannah St. (11/27/18)
3FG Made: 2, 3x, last at Georgia (1/9/19)
3FG Atts: 5, at Georgia (1/9/19)
FT Made: 5, 2x, last vs. Tennessee State (12/29/18)
FT Atts: 9, at Kansas St. (12/22/18)
Rebounds: 4, 5x, last at Georgia (1/9/19)
Assists: 4, vs. Tennessee State (12/29/18)
Turnovers: 4, at Kentucky (1/12/19)
Blocks: 1, vs. Savannah St. (11/27/18)
Steals: 2, at Georgia (1/9/19)
Minutes: 27, at Missouri (2/2/19)

CAREER HIGHS

Points: 16, vs. Savannah St. (11/27/18)
FG Made: 6, 2x, vs. Savannah St. (11/27/18)
FG Atts: 10, vs. Houston Baptist (12/20/17)
3FG Made: 3, vs. Texas A&M (2/24/18)
3FG Atts: 6, vs. Alabama (1/2/18)
FT Made: 8, at Arkansas (2/10/18)
FT Atts: 9, at Arkansas (2/10/18)
Rebounds: 9, at Arkansas (2/10/18)
Assists: 4, vs. Tennessee State (12/29/18)
Turnovers: 4, 2x, last at Kentucky (1/12/19)
Blocks: 1, vs. Savannah St. (11/27/18)
Steals: 2, at Georgia (1/9/19)
Minutes: 29, at Auburn (2/3/18)

EVANS NOTEBOOK

- ✪ Made first start of the season at Missouri and played a season-best 27 minutes.
- ✪ Scored a career-high 16 points in season-best 26 minutes against Savannah State; scored 10 points at Georgia.
- ✪ Played season-high 21 minutes against Kent State and scored eight points.
- ✪ Played in 29 games and made 15 starts as a true freshman...Averaged 3.9 points and 1.9 rebounds per game.
- ✪ Tied a career high with 14 points at Ole Miss - all of which came in first half.
- ✪ Scored eight points on 8-9 shooting from the FT line against Razorbacks; also had career-high nine rebounds.
- ✪ Tallied 13 points at Auburn in a career-best 29 minutes.
- ✪ Scored career-high 14 points, all in the second half, against Houston Baptist.
- ✪ 6'2 guard from Bellaire High School in Houston, Texas, was the number 16-ranked prospect in the state of Texas and 247sports.com ranked him as the 11th-ranked combo guard nationally at the end of his junior season.
- ✪ Chose the Commodores over Purdue, Northwestern, and Kansas State.
- ✪ Four-year starter and captain who averaged 32.7 points, 7.1 rebounds, 6.5 assists, 3.2 steals, and 2.0 blocks as a senior at Bellaire, where he played for coach Bruce Glover.
- ✪ Son of Carlis and Sharon...Is a triplet with sisters Megan and Maya, who each play volleyball at Alabama A&M...Also has an older brother Denzel, who is a running back at the University of Kansas...Advice to young people: "Always work hard on what you want to achieve."

EVANS GAME-BY-GAME (SOPHOMORE)

Opponent	M	FG-A	3P-A	FT-A	Reb	PF	A	T	B	S	PTS
N6 Winthrop	3	0-0	0-0	0-0	0	0	0	0	0	0	0
N11 @USC	2	0-1	0-1	0-1	0	0	0	0	0	0	0
N16 Alcorn State	7	2-3	0-1	0-0	1	1	0	0	0	1	4
N19 Liberty	DNP										
N23 Kent State	21	3-7	1-1	1-4	4	0	1	0	0	0	8
N27 Savannah State	26	6-9	2-4	2-2	4	1	3	3	1	0	16
D1 vs. N.C. State	20	4-7	1-3	1-2	3	3	1	2	0	0	10
D5 Middle Tennessee	22	3-8	1-3	2-2	4	2	3	1	0	0	9
D17 Arizona State	17	3-5	2-3	0-0	4	0	3	1	0	0	8
D22 @Kansas State	24	0-3	0-1	5-9	2	0	2	2	0	0	5
D29 Tennessee State	19	2-5	1-3	5-6	2	1	4	0	0	1	10
D31 UNC Asheville	16	1-4	0--2	3-5	3	0	1	1	0	0	5
J5 Ole Miss	9	0-1	0-1	0-0	0	0	1	0	0	0	0
J9 @Georgia	25	3-7	2-5	2-2	4	3	1	1	0	2	10
J12 @Kentucky	15	0-1	0-0	0-0	1	2	2	4	0	1	0
J16 South Carolina	5	0-1	0-1	0-0	0	0	1	1	0	0	0
J19 Mississippi State	12	0-1	0-1	1-2	0	0	0	1	0	0	1
J23 Tennessee	3	0-0	0-0	0-0	1	1	1	1	0	0	0
J26 @Oklahoma	9	0-1	0-1	0-0	1	0	1	0	0	0	0
J29 Kentucky	9	0-1	0-1	0-0	1	0	0	1	0	0	0
F2 @Missouri*	27	2-6	0-2	0-0	3	1	2	1	0	0	4
F5 @Arkansas	17	0-2	0-1	0-0	0	2	2	1	0	0	0
F9 Alabama	3	0-0	0-0	0-0	0	0	0	0	0	0	0
F13 @Florida	4	1-1	0-0	1-2	0	0	0	1	0	0	3
F16 Auburn	6	0-1	0-0	0-0	1	0	1	2	0	0	0
F19 @Tennessee	1	0-0	0-0	0-0	0	0	0	1	0	0	0
F23 @Alabama											
F27 Florida											
M2 @Texas A&M											
M6 Arkansas											
M9 @LSU											

Evans' Overall Statistics at Vanderbilt

Year	GP	GS	Min	Avg	FG	FGA	Pct	3FG	3FGA	Pct	FT	FTA	Pct	Off	Def	Tot	Avg	PF	FO	Ast	TO	Bik	Stl	Pts	Avg
2017-18	29	15	378	13.0	34	95	.358	18	54	.333	28	33	.848	15	41	56	1.9	33	0	14	25	0	9	114	3.9
2018-19	25	1	323	12.9	30	75	.400	10	35	.286	23	37	.622	12	27	39	1.6	18	0	30	25	1	5	93	3.7
TOTAL	54	16	701	13.0	64	170	.376	28	89	.315	51	70	.729	27	68	95	1.8	51	0	44	50	1	14	207	3.8

Evans' SEC Statistics at Vanderbilt

Year	GP	GS	Min	Avg	FG	FGA	Pct	3FG	3FGA	Pct	FT	FTA	Pct	Off	Def	Tot	Avg	PF	FO	Ast	TO	Bik	Stl	Pts	Avg
2017-18	17	12	257	15.1	18	52	.346	12	32	.375	26	30	.867	13	28	41	2.4	24	0	7	19	0	6	74	4.4
2018-19	13	1	136	10.5	6	22	.273	2	12	.167	4	6	.667	0	11	11	0.8	9	0	11	15	0	3	18	1.4
TOTAL	30	13	393	13.1	24	74	.324	14	44	.318	30	36	.833	13	39	52	1.7	33	0	18	34	0	9	92	3.1



DARIUS GARLAND

10 Freshman, Guard
6'2" 175 lbs.
Nashville, Tenn.
Brentwood Academy

SEASON HIGHS

Points: 33, vs. Liberty (11/19/18)
FG Made: 12, vs. Liberty (11/19/18)
FG Atts: 18, vs. Liberty (11/19/18)
3FG Made: 5, vs. Liberty (11/19/18)
3FG Atts: 8, vs. Liberty (11/19/18)
FT Made: 4, 2x, last vs. Liberty (11/19/18)
FT Atts: 5, 2x, last vs. Liberty (11/19/18)
Rebounds: 7, vs. Alcorn St. (11/16/18)
Assists: 4, 3x, last vs. Liberty (11/19/18)
Turnovers: 6, at USC (11/11/18)
Blocks: 2, vs. Winthrop (11/6/18)
Steals: 2, vs. Winthrop (11/6/18)
Minutes: 37, vs. Liberty (11/19/18)

CAREER HIGHS

Points: 33, vs. Liberty (11/19/18)
FG Made: 12, vs. Liberty (11/19/18)
FG Atts: 18, vs. Liberty (11/19/18)
3FG Made: 5, vs. Liberty (11/19/18)
3FG Atts: 8, vs. Liberty (11/19/18)
FT Made: 4, 2x, last vs. Liberty (11/19/18)
FT Atts: 5, 2x, last vs. Liberty (11/19/18)
Rebounds: 7, vs. Alcorn St. (11/16/18)
Assists: 4, 3x, last vs. Liberty (11/19/18)
Turnovers: 6, at USC (11/11/18)
Blocks: 2, vs. Winthrop (11/6/18)
Steals: 2, vs. Winthrop (11/6/18)
Minutes: 37, vs. Liberty (11/19/18)

GARLAND NOTEBOOK

- ✪ Declared for NBA Draft on Jan. 22.
- ✪ Injured meniscus in left knee vs. Kent State and will miss the remainder of the season.
- ✪ Scored 33 points vs. Liberty, the second-most ever by a Commodore freshman and the second-most by a Vanderbilt player since 1996-97.
- ✪ Named the SEC Freshman of the Week after averaging 21.5 points, 4.0 rebounds, 2.5 assists, 1.0 block, and 1.5 steals in two Commodore victories against Winthrop and USC.
- ✪ Tallied 24 points, four assists, three rebounds, two steals, and two blocks in his collegiate debut vs. Winthrop.
- ✪ Garland, from Nashville, Tenn. and the Brentwood Academy, signed his National Letter of Intent with the Commodores in November in 2017. A consensus five-star recruit by most recruiting services, Garland enters the Vanderbilt program as one of the nation's best incoming point guards.
- ✪ Attended Brentwood Academy and won a TSSAA-record-tying four state championships with the Eagles and became only the second player in state history to claim three consecutive Mr. Basketball awards (Brentwood Academy's Brandon Wright - 2004 to 2006).
- ✪ Averaged 28.6 points per game as a senior and shot 59.7 percent from the field.
- ✪ Named a 2018 McDonald's All-American and a Naismith National Player of the Year semifinalist, becoming only the second Commodore to be named a McDonald's All-American (class of 2018 signee Simi Shittu) and the first named as a Naismith semifinalist. Also a Jordan Brand nominee.
- ✪ Named the Gatorade Tennessee Player of the Year in 2018.
- ✪ Darius Kinnard Garland...January 26, 2000...Son of Winston and Felicia Garland...Has one brother, Desmond Nunery...Advice to young people: "Never be satisfied."

GARLAND GAME-BY-GAME (FRESHMAN)

Opponent	M	FG-A	3P-A	FT-A	Reb	PF	A	T	B	S	PTS
N6 Winthrop*	36	9-15	3-7	3-5	3	1	4	2	2	2	24
N11 @USC*	36	6-14	3-5	4-4	5	4	1	6	0	1	19
N16 Alcorn State*	28	1-6	0-3	1-2	7	0	4	3	0	0	3
N19 Liberty*	37	12-18	5-8	4-5	4	2	4	4	0	1	33
N23 Kent State*	2	1-1	0-0	0-0	0	0	0	0	0	0	2
N27 Savannah State	DNP										
D1 vs. N.C. State	DNP										
D5 Middle Tennessee	DNP										
D17 Arizona State	DNP										
D22 @Kansas State	DNP										
D29 Tennessee State	DNP										
D31 UNC Asheville	DNP										
J5 Ole Miss	DNP										
J9 @Georgia	DNP										
J12 @Kentucky	DNP										
J16 South Carolina	DNP										
J19 Mississippi State	DNP										
J23 Tennessee	DNP										
J26 @Oklahoma	DNP										
J29 Kentucky	DNP										
F2 @Missouri	DNP										
F5 @Arkansas	DNP										
F9 Alabama	DNP										
F13 @Florida	DNP										
F16 Auburn	DNP										
F19 @Tennessee	DNP										
F23 @Alabama	DNP										
F27 Florida	DNP										
M2 @Texas A&M	DNP										
M6 Arkansas	DNP										
M9 @LSU	DNP										

Garland's Overall Statistics at Vanderbilt

Year	GP	GS	Min	Avg	FG	FGA	Pct	3FG	3FGA	Pct	FT	FTA	Pct	Off	Def	Tot	Avg	PF	FO	Ast	TO	Blk	Stl	Pts	Avg
2018-19	5	5	139	27.8	29	54	.537	11	23	.478	12	16	.750	2	17	19	3.8	7	0	13	15	2	4	81	16.2
TOTAL	5	5	139	27.8	29	54	.537	11	23	.478	12	16	.750	2	17	19	3.8	7	0	13	15	2	4	81	16.2



SABEN LEE

O

Sophomore, Guard
6'2" 183 lbs.
Phoenix, Ariz.
Corona Del Sol HS

SEASON HIGHS

Points: 24, 2x, last vs. Alabama (2/9/19)
FG Made: 9, 2x, last vs. Alabama (2/9/19)
FG Atts: 16, vs. Tennessee (1/23/19)
3FG Made: 3, vs. Tennessee (1/23/19)
3FG Atts: 5, vs. Tennessee (1/23/19)
FT Made: 9, 4x, last vs. S. Carolina (1/17/19)
FT Atts: 14, vs. Liberty (11/19/18)
Rebounds: 9, at Tennessee (2/19/19)
Assists: 7, 2x, last at Missouri (2/2/19)
Turnovers: 6, 2x, last at Oklahoma (1/26/19)
Blocks: 1, 3x, last vs. S. Carolina (1/17/19)
Steals: 3, 3x, last vs. Alabama (2/9/19)
Minutes: 42, vs. Tennessee (1/23/19)

CAREER HIGHS

Points: 24, 3x, last vs. Alabama (2/9/19)
FG Made: 9, 3x, last vs. Alabama (2/9/19)
FG Atts: 16, vs. Tennessee (1/23/19)
3FG Made: 3, 3x, last at LSU (2/20/18)
3FG Atts: 6, vs. Austin Peay (11/10/17)
FT Made: 12, vs. Kansas St. (12/3/17)
FT Atts: 17, vs. Kansas St. (12/3/17)
Rebounds: 9, 2x, last at Tennessee (2/19/19)
Assists: 9, vs. Texas A&M (2/24/18)
Turnovers: 6, 2x, last at Oklahoma (1/26/19)
Blocks: 2, vs. Austin Peay (11/10/17)
Steals: 4, vs. Arizona State (12/17/17)
Minutes: 42, vs. Tennessee (1/23/19)

LEE NOTEBOOK

- 🌀 Grabbed a career-high tying nine rebounds at Tennessee.
- 🌀 Tied a career high with 24 points against Alabama. Also tied a career high with field goals made and tied a season-best three steals.
- 🌀 Tied a career high with 24 points against Alabama.
- 🌀 Ranked in the top 10 in the SEC in assists per game (8th, 3.8), free throw attempts (2nd, 172) and free throws made (3rd, 121).
- 🌀 Attempted 16 free throws vs. S. Carolina, which is the most by a Commodore in SEC play and third-most by a Commodore overall since 1999. His 17 free throws against Kansas State last season at Memorial Gym is second-most in the last 20 years.
- 🌀 Played in all 32 games as a freshman and started in 29 games. Tallied double figures in 17 games.
- 🌀 First Commodore with nine assists vs. Texas A&M since Wade Baldwin IV at Miss. State, 2/16/2016. His 96 as sists was a freshman is 6th on Vanderbilt's all-time single-season freshman assist list.
- 🌀 Averaged 11.7 points per game in SEC play; 10th in steals (1.2) in SEC games only.
- 🌀 Scored career-high 24 points at Arizona State.
- 🌀 Tied then-career high with 19 points vs. Kansas State - finished 12-17 from free-throw line. Last Commodore to make 12 free throws in a game was Luke Kornet vs. Belmont on 11/15/2016.
- 🌀 6'2 guard from Tempe, Ariz., who attended Corona Del Sol High School. Lee chose the Commodores over Louisville, Stanford, Florida State, and Nebraska.
- 🌀 Averaged 22 points, five rebonds, four assists, three blocks, and three steals in his senior season at Corona Del Sol...First-team All-State selection as a junior and senior...Was a four-star prospect and the number 92-ranked player by Scout.com and the number 17 point guard by 247sports.com.
- 🌀 Saben Anthonia Lee...June 23, 1999 ... Son of Anthonia "Amp" Lee and Natalie Williams...Has one brother Aubry...Plans to major in Mechanical Engineering...Advice to young people: "Have fun because at the next level it's all business."

LEE GAME-BY-GAME (SOPHOMORE)

Opponent	M	FG-A	3P-A	FT-A	Reb	PF	A	T	B	S	PTS
N6 Winthrop*	30	6-8	0-1	0-0	6	4	5	2	0	0	12
N11 @USC*	31	3-13	0-4	3-3	2	3	3	2	1	1	9
N16 Alcorn State*	26	3-7	1-2	3-4	2	0	6	3	0	0	10
N19 Liberty*	30	4-9	0-0	9-14	3	1	2	5	0	2	17
N23 Kent State*	29	4-10	1-4	4-8	5	3	5	6	0	1	13
N27 Savannah State*	20	4-6	0-1	3-5	4	1	4	0	0	3	11
D1 vs. N.C. State*	32	3-7	0-0	9-13	1	3	3	2	0	0	15
D5 Middle Tennessee*	28	2-9	1-3	2-2	4	1	3	0	0	2	7
D17 Arizona State*	29	2-3	1-2	9-12	5	2	3	4	0	0	14
D22 @Kansas State*	22	1-5	0-3	6-6	2	1	4	3	1	0	8
D29 Tennessee State*	27	8-9	0-1	7-9	4	0	3	2	0	1	23
D31 UNC Asheville*	27	2-3	0-0	7-8	2	3	4	1	0	1	11
J5 Ole Miss*	35	3-12	0-2	3-6	5	2	5	2	0	1	9
J9 @Georgia*	28	4-9	1-1	3-3	2	2	2	2	0	2	12
J12 @Kentucky*	31	2-6	1-2	4-6	1	2	2	0	0	1	9
J16 South Carolina*	37	4-7	0-0	9-16	3	2	3	4	1	1	17
J19 Mississippi State*	38	4-9	0-0	5-8	6	2	3	2	0	0	13
J23 Tennessee*	42	5-16	3-5	8-13	4	3	7	2	0	0	21
J26 @Oklahoma*	37	9-12	2-2	4-4	8	1	3	6	1	3	24
J29 Kentucky*	38	4-9	1-3	6-9	4	0	5	3	0	0	15
F2 @Missouri*	35	4-10	0-3	7-9	1	2	7	4	0	1	15
F5 @Arkansas*	23	3-3	2-2	3-4	1	5	4	3	1	0	11
F9 Alabama*	37	9-13	2-3	4-6	5	2	3	2	0	3	24
F13 @Florida*	37	2-7	0-3	0-0	4	3	3	5	0	1	4
F16 Auburn*	35	1-3	0-1	2-2	3	0	2	3	0	0	4
F19 @Tennessee*	39	3-8	1-3	1-2	9	3	5	2	0	0	8
F23 @Alabama											
F27 Florida											
M2 @Texas A&M											
M6 Arkansas											
M9 @LSU											

Lee's Overall Statistics at Vanderbilt

Year	GP	GS	Min	Avg	FG	FGA	Pct	3FG	3FGA	Pct	FT	FTA	Pct	Off	Def	Tot	Avg	PF	FO	Ast	TO	Blk	Stl	Pts	Avg
2017-18	32	29	857	26.8	115	249	.462	23	75	.307	85	117	.726	22	73	95	3.0	78	2	99	71	5	39	338	10.6
2018-19	26	26	822	31.6	99	213	.465	17	51	.333	121	172	.703	12	84	96	3.7	51	1	99	70	4	24	336	12.9
TOTAL	58	55	1679	28.9	214	462	.463	40	126	.317	206	289	.713	34	157	191	3.3	129	3	198	141	9	63	674	11.6

Lee's SEC Statistics at Vanderbilt

Year	GP	GS	Min	Avg	FG	FGA	Pct	3FG	3FGA	Pct	FT	FTA	Pct	Off	Def	Tot	Avg	PF	FO	Ast	TO	Blk	Stl	Pts	Avg
2017-18	18	18	520	28.9	75	148	.507	18	46	.391	42	56	.750	11	47	58	3.2	53	2	49	43	1	22	210	11.7
2018-19	13	13	455	35.0	48	112	.429	11	28	.393	55	84	.655	5	43	48	3.7	28	1	51	34	2	10	162	12.5
TOTAL	31	31	975	31.5	123	260	.473	29	74	.392	97	140	.693	16	90	106	3.4	81	3	100	77	3	32	372	12.0



MATTHEW MOYER

13

R-Sophomore, Forward
6'8" 217 lbs.
Gahanna, Ohio
Syracuse/Kent Prep

SEASON HIGHS

- Points:** 14, vs. Middle Tennessee (12/5/18)
- FG Made:** 4, 2x, last vs. Middle Tennessee (12/5/18)
- FG Atts:** 9, vs. Savannah St. (11/27/18)
- 3FG Made:** 2, 3x, last at Kentucky (1/12/19)
- 3FG Atts:** 5, vs. Savannah St. (11/27/18)
- FT Made:** 4, 2x, last vs. S. Carolina (1/16/19)
- FT Atts:** 5, vs. South Carolina (1/16/19)
- Rebounds:** 8, vs. Alcorn St. (11/16/18)
- Assists:** 5, vs. Savannah St. (11/27/18)
- Turnovers:** 3, 2x, last vs. Miss. St. (1/19/19)
- Blocks:** 2, vs. Miss. St. (1/19/19)
- Steals:** 1, 3x, last at Georgia (1/9/19)
- Minutes:** 24, 2x, last vs. Miss. St. (1/19/19)

CAREER HIGHS

- Points:** 18, vs. UConn (12/5/17)
- FG Made:** 7, vs. UConn (12/5/17)
- FG Atts:** 12, vs. Buffalo (12/19/17)
- 3FG Made:** 2, 3x, last at Kentucky (1/12/19)
- 3FG Atts:** 5, vs. Savannah St. (11/27/18)
- FT Made:** 4, 5x, last S. Carolina (1/16/19)
- FT Atts:** 6, vs. N.C. State (2/14/18)
- Rebounds:** 10, at Florida State (1/13/18)
- Assists:** 5, vs. Savannah St. (11/27/18)
- Turnovers:** 3, 2x, last vs. Miss. St. (1/19/19)
- Blocks:** 2, 3x, last vs. Miss. St. (1/19/19)
- Steals:** 3, at Florida State (1/13/18)
- Minutes:** 36, vs. UConn (12/5/17)

MOYER NOTEBOOK

- ✪ Played season-high 23 minutes vs. South Carolina; scored eight points and had four rebounds.
- ✪ Scored a Commodore-best 14 points against Middle Tennessee; scored 10 points against Tenn. State.
- ✪ Moyer, a transfer from Syracuse who arrived at Vanderbilt in the summer of 2018, was ruled immediately eligible by the NCAA on November 15. He will have three years of eligibility remaining with the Commodores.
- ✪ Has a total of 13 rebounds in two games as a Commodore.
- ✪ Redshirted first season at Syracuse, then averaged 3.1 points and 3.2 rebounds in 37 games with the Orange.
- ✪ Totaled a career-high 18 points and added eight rebounds versus Connecticut.
- ✪ Posted a career-high 10 rebounds and three steals at Florida State.
- ✪ Matthew Anthony Moyer...June 30, 1997...Son of Fred and Annette Moyer...Has one brother, Desmond Nunnery...Plans to major in Communications...Advice to young people: "Take advantage of your opportunities."

MOYER GAME-BY-GAME (SOPHOMORE)

Opponent	M	FG-A	3P-A	FT-A	Reb	PF	A	T	B	S	PTS
N6 Winthrop	DNP										
N11 @USC	DNP										
N16 Alcorn State	15	2-5	1-2	0-0	8	2	2	3	0	1	5
N19 Liberty	19	2-5	1-2	0-0	5	3	1	0	1	0	5
N23 Kent State	14	0-1	0-1	2-2	3	3	1	0	1	0	2
N27 Savannah State	24	4-9	2-5	0-0	6	0	5	2	1	0	10
D1 vs. N.C. State	14	0-2	0-1	0-0	4	1	0	0	1	0	0
D5 Middle Tennessee*	20	4-6	2-3	4-4	2	2	1	1	1	0	14
D17 Arizona State*	10	0-2	0-2	0-0	0	1	0	1	0	0	0
D22 @Kansas State*	9	0-2	0-2	0-0	1	3	0	0	1	1	0
D29 Tennessee State	23	3-4	1-2	3-4	4	3	0	1	0	0	10
D31 UNC Asheville	10	1-2	0-0	1-2	3	0	1	0	1	0	3
J5 Ole Miss	8	0-0	0-0	1-2	2	0	1	1	0	0	1
J9 @Georgia	17	2-6	0-1	1-1	1	2	0	1	0	1	5
J12 @Kentucky	14	2-4	2-4	1-2	1	1	0	1	1	1	7
J16 South Carolina	23	2-4	0-1	4-5	4	4	0	1	0	0	8
J19 Mississippi State	24	2-3	0-1	2-2	4	1	0	3	2	0	6
J23 Tennessee*	14	1-2	0-1	0-0	4	4	0	0	0	1	2
J26 @Oklahoma*	11	0-4	0-2	0-2	3	0	0	0	0	0	0
J29 Kentucky	13	1-3	0-2	1-3	3	1	1	0	0	0	3
F2 @Missouri	1	0-1	0-1	0-0	0	1	0	0	0	0	0
F5 @Arkansas	10	0-2	0-0	0-0	1	1	0	0	0	0	0
F9 Alabama	8	0-3	0-1	2-2	2	0	0	1	0	0	2
F13 @Florida	7	0-2	0-1	0-0	1	1	1	1	0	0	0
F16 Auburn	15	0-4	0-1	1-2	2	3	2	1	0	0	1
F19 @Tennessee	9	2-5	1-3	1-2	2	0	0	0	0	0	6
F23 @Alabama											
F27 Florida											
M2 @Texas A&M											
M6 Arkansas											
M9 @LSU											

Moyer's Overall Statistics																									
Year	GP	GS	Min	Avg	FG	FGA	Pct	3FG	3FGA	Pct	FT	FTA	Pct	Off	Def	Tot	Avg	PF	FO	Ast	TO	Blk	Stl	Pts	Avg
2017-18*	37	20	587	15.9	45	85	.529	1	9	.111	22	41	.537	38	82	120	3.2	52	1	16	25	11	13	113	3.1
2018-19	24	5	332	13.8	28	81	.346	10	39	.256	24	35	.686	31	35	66	2.8	37	0	16	18	10	5	90	3.8
TOTAL	61	25	919	15.1	73	166	.440	11	48	.229	46	76	.605	69	117	186	3.0	89	1	32	43	21	18	203	3.3

Moyer's SEC Statistics at Vanderbilt																									
Year	GP	GS	Min	Avg	FG	FGA	Pct	3FG	3FGA	Pct	FT	FTA	Pct	Off	Def	Tot	Avg	PF	FO	Ast	TO	Blk	Stl	Pts	Avg
2018-19	13	1	163	12.5	12	39	.308	3	17	.176	14	21	.667	9	18	27	2.1	19	0	5	10	3	3	41	3.2
TOTAL	13	1	163	12.5	12	39	.308	3	17	.176	14	21	.667	9	18	27	2.1	19	0	5	10	3	3	41	3.2



AARON NESMITH

24

Freshman, Guard/Forward
6'6" 213 lbs.
Charleston, S.C.
Porter Gaud

SEASON HIGHS

- Points:** 26, at Florida (2/13/19)
- FG Made:** 9, vs. Tennessee (1/23/19)
- FG Atts:** 21, vs. Auburn (2/16/19)
- 3FG Made:** 5, vs. South Carolina (1/16/19)
- 3FG Atts:** 10, vs. South Carolina (1/16/19)
- FT Made:** 12, at Florida (2/13/19)
- FT Atts:** 15, at Florida (2/13/19)
- Rebounds:** 14, vs. Auburn (2/16/19)
- Assists:** 4, at USC (11/11/18)
- Turnovers:** 4, at Florida (2/13/19)
- Blocks:** 2, 3x, last vs. Tennessee (1/23/19)
- Steals:** 3, 2x, last at Florida (2/13/19)
- Minutes:** 42, vs. Tennessee (1/23/19)

CAREER HIGHS

- Points:** 26, at Florida (2/13/19)
- FG Made:** 9, vs. Tennessee (1/23/19)
- FG Atts:** 21, vs. Auburn (2/16/19)
- 3FG Made:** 5, vs. South Carolina (1/16/19)
- 3FG Atts:** 10, vs. South Carolina (1/16/19)
- FT Made:** 12, at Florida (2/13/19)
- FT Atts:** 15, at Florida (2/13/19)
- Rebounds:** 14, vs. Auburn (2/16/19)
- Assists:** 4, at USC (11/11/18)
- Turnovers:** 4, at Florida (2/13/19)
- Blocks:** 2, 3x, last vs. Tennessee (1/23/19)
- Steals:** 3, 2x, last at Florida (2/13/19)
- Minutes:** 42, vs. Tennessee (1/23/19)

NESMITH NOTEBOOK

- ✪ Set new career highs in points at Florida (26); also was career-best 12-15 from the free throw line.
- ✪ Scored 24 points and had career highs in field goals made (9) and minutes (42) against Tennessee.
- ✪ Scored 20 or more points in four SEC games this season.
- ✪ Leads Commodores in scoring in SEC games only.
- ✪ Tallied 23 points against South Carolina; also made career-best five threes.
- ✪ Posted 24 points and career-high 14 rebounds against Auburn.
- ✪ Posted 20 points and then-career-high 13 rebounds in win over Savannah State.
- ✪ Scored 10 points, four rebounds, and four assists in win at USC.
- ✪ Nesmith posted a stellar career at Porter Gaud High School in Charleston, S.C., where he was named the state's Gatorade Player of the Year as a senior while leading his Porter Gaud teams to three straight South Carolina state titles and scoring 2,000 career points.
- ✪ One of the class of 2018's top shooters.
- ✪ Averaged 21 points, 4.5 rebounds and 1.8 assists per game as a senior...Scored 2,067 career points and was named Most Outstanding Player at both the Chick-fil-A Classic, where he made nine three pointers, and the Rotary Roundball holiday tournament.
- ✪ Three-time South Carolina Independent School Association 3A Player of the Year...Three-time honoree as All-Lowcountry player of the year by the Charleston Post and Courier.
- ✪ Aaron Joshua Nesmith...October 16, 1999...Son of Benard and Erine Nesmith...Has one brother, Eddie...Undecided in major...Advice to young people: "Always work hard and give that little extra effort when your peers are not."

NESMITH GAME-BY-GAME (FRESHMAN)

Opponent	M	FG-A	3P-A	FT-A	Reb	PF	A	T	B	S	PTS
N6 Winthrop	17	1-4	1-4	1-1	2	2	1	2	0	0	4
N11 @USC	21	3-6	2-5	2-2	4	2	4	0	0	0	10
N16 Alcorn State	24	2-8	1-5	2-2	7	3	1	0	1	1	7
N19 Liberty	12	0-0	0-0	2-2	4	1	0	1	0	0	2
N23 Kent State	23	1-5	1-3	2-3	6	4	2	1	0	1	5
N27 Savannah State	29	7-12	2-5	4-4	13	4	3	3	2	3	20
D1 vs. N.C. State	25	3-6	1-4	2-2	5	4	1	1	1	1	9
D5 Middle Tennessee	26	3-4	1-2	2-2	8	1	2	0	2	1	9
D17 Arizona State	27	5-10	3-5	0-2	5	3	1	0	1	0	13
D22 @Kansas State	23	0-6	0-4	0-0	5	5	1	2	0	1	0
D29 Tennessee State	21	3-7	1-4	2-2	5	4	2	0	1	0	9
D31 UNC Asheville	27	2-5	2-5	0-1	7	2	3	2	0	0	6
J5 Ole Miss	18	3-9	2-5	0-0	3	5	1	1	1	1	8
J9 @Georgia*	29	3-10	1-6	2-4	8	4	0	2	1	2	9
J12 @Kentucky*	35	5-11	1-6	0-0	5	3	1	1	0	0	11
J16 South Carolina*	35	7-14	5-10	4-4	4	3	1	0	0	0	23
J19 Mississippi State*	35	4-10	2-6	1-2	6	3	0	2	0	0	11
J23 Tennessee*	42	9-15	4-7	2-3	6	3	1	2	2	2	24
J26 @Oklahoma*	27	3-6	2-3	1-2	5	2	0	1	0	1	9
J29 Kentucky*	38	5-9	4-6	0-0	3	3	3	3	1	0	14
F2 @Missouri*	35	4-9	2-7	9-10	4	5	0	2	0	0	19
F5 @Arkansas*	34	3-10	2-6	0-0	5	4	2	2	0	2	8
F9 Alabama*	32	1-6	1-5	3-4	7	4	3	0	0	0	6
F13 @Florida*	37	6-13	2-6	12-15	9	4	2	4	1	3	26
F16 Auburn*	37	6-21	3-9	9-9	14	3	1	2	1	0	24
F19 @Tennessee*	35	5-14	3-8	0-0	5	13	3	2	0	1	13
F23 @Alabama											
F27 Florida											
M2 @Texas A&M											
M6 Arkansas											
M9 @LSU											

Nesmith's Overall Statistics at Vanderbilt

Year	GP	GS	Min	Avg	FG	FGA	Pct	3FG	3FGA	Pct	FT	FTA	Pct	Off	Def	Tot	Avg	PF	FO	Ast	TO	Bik	Stl	Pts	Avg
2018-19	26	13	744	28.6	94	230	.409	49	136	.360	62	76	.816	30	125	155	6.0	83	3	39	36	15	20	299	11.5
TOTAL	26	13	744	28.6	94	230	.409	49	136	.360	62	76	.816	30	125	155	6.0	83	3	39	36	15	20	299	11.5

Nesmith's SEC Statistics at Vanderbilt

Year	GP	GS	Min	Avg	FG	FGA	Pct	3FG	3FGA	Pct	FT	FTA	Pct	Off	Def	Tot	Avg	PF	FO	Ast	TO	Bik	Stl	Pts	Avg
2018-19	13	12	442	34.0	61	151	.404	32	87	.368	42	51	.824	21	58	79	6.1	46	2	18	23	7	11	196	15.1
TOTAL	13	12	442	34.0	61	151	.404	32	87	.368	42	51	.824	21	58	79	6.1	46	2	18	23	7	11	196	15.1



MATT RYAN

32 Junior, Forward
6'8" 209 lbs.
Cortlandt Manor, N.Y.
Notre Dame/Iona Prep

SEASON HIGHS

Points: 19, vs. UNC Asheville (12/31/18)
FG Made: 7, vs. UNC Asheville (12/31/18)
FG Atts: 14, vs. UNC Asheville (12/31/18)
3FG Made: 4, 4x, last vs. Kentucky (1/29/19)
3FG Atts: 11, 2x, last at Florida (2/13/19)
FT Made: 5, vs. Arizona St. (12/17/18)
FT Atts: 6, vs. Arizona St. (12/17/18)
Rebounds: 7, vs. Liberty (11/19/18)
Assists: 4, vs. Alcorn St. (11/16/18)
Turnovers: 4, 2x, last at Florida (2/13/19)
Blocks: 1, 2x, last at Kentucky (1/12/19)
Steals: 2, 2x, last vs. Miss. St. (1/19/19)
Minutes: 31, vs. Kent St. (11/23/18)

CAREER HIGHS

Points: 23, vs. Chicago State (11/26/16)
FG Made: 8, vs. Chicago State (11/26/16)
FG Atts: 15, vs. Chicago State (11/26/16)
3FG Made: 7, vs. Chicago State (11/26/16)
3FG Atts: 14, vs. Chicago State (11/26/16)
FT Made: 5, vs. Arizona St. (12/17/18)
FT Atts: 6, vs. Arizona St. (12/17/18)
Rebounds: 7, vs. Liberty (11/19/18)
Assists: 4, vs. Alcorn St. (11/16/18)
Turnovers: 4, 2x, last at Florida (2/13/19)
Blocks: 3, vs. Indiana (12/19/15)
Steals: 2, 3x, last vs. Miss. St. (1/19/19)
Minutes: 31, vs. Kent St. (11/23/18)

RYAN NOTEBOOK

- ✪ Ranked in the top 10 in the SEC in 3FG attempts (5th, 165), total 3FG made (6th, 57), and 3FG made per game (7th, 2.19).
- ✪ Made four threes in a game for fourth time this season vs. Kentucky.
- ✪ Sat out the 2017-18 season after transferring from Notre Dame, where he played in 72 games and participated in two NCAA tournaments, including an Elite Eight as a freshman in 2015-16.
- ✪ Played in all 36 games as a sophomore at Notre Dame and averaged 3.6 points per game.
- ✪ Came off the bench in the ACC semifinal victory over Florida State to score 11 points on 3-of-4 shooting from three point range.
- ✪ Scored 17 points on 5-of-7 shooting from three-point range, while collecting a season-high five rebounds, in a victory over North Carolina A&T.
- ✪ Hit first five 3FG attempts and eventually finished 7-14 from three-point range with a career-high 23 points vs. Chicago State
- ✪ Born in White Plains, New York... Son of Richard and Laurie Ryan, along with older sister, Mikela and younger brother, Michael... Was a member of National Honor Society, National Latin Honor Society and National Italian Honor Society in high school... Majoring in Economics.

RYAN GAME-BY-GAME (JUNIOR)

Opponent	M	FG-A	3P-A	FT-A	Reb	PF	A	T	B	S	PTS
N6 Winthrop*	30	5-12	4-11	2-3	2	2	1	0	1	0	16
N11 @USC*	26	1-6	1-4	1-2	5	2	2	1	0	0	4
N16 Alcorn State*	21	4-8	4-7	0-0	2	2	4	1	0	0	12
N19 Liberty*	28	4-9	2-5	0-0	7	3	0	1	0	0	10
N23 Kent State*	31	3-5	2-4	0-0	5	0	2	0	0	0	8
N27 Savannah State*	20	3-8	3-8	2-2	3	0	3	3	0	0	11
D1 vs. N.C. State*	21	3-9	1-5	2-2	5	0	0	3	0	1	9
D5 Middle Tennessee*	21	3-5	2-4	1-1	0	0	2	1	0	0	9
D17 Arizona State*	24	2-11	2-9	5-6	1	1	1	0	0	0	11
D22 @Kansas State*	29	4-8	4-7	2-3	4	4	0	2	0	0	14
D29 Tennessee State*	22	3-8	2-6	0-0	3	2	0	0	0	0	8
D31 UNC Asheville*	30	7-14	3-9	2-2	4	3	2	2	0	0	19
J5 Ole Miss*	28	3-7	3-5	0-0	0	2	1	1	0	2	9
J9 @Georgia*	18	1-6	1-6	0-0	1	3	1	0	0	0	3
J12 @Kentucky*	24	1-7	1-6	0-0	1	3	0	0	1	0	3
J16 South Carolina*	18	2-6	2-6	0-0	0	2	0	1	0	0	6
J19 Mississippi State*	14	1-4	1-4	0-0	1	2	0	0	0	2	3
J23 Tennessee	26	4-7	2-5	2-3	2	2	1	2	0	0	12
J26 @Oklahoma	24	3-9	1-5	0-1	5	2	1	0	1	0	7
J29 Kentucky*	27	4-10	4-9	0-0	3	2	0	4	0	0	12
F2 @Missouri	24	2-4	2-3	0-0	2	3	0	1	0	0	6
F5 @Arkansas*	21	1-5	1-5	3-3	2	2	2	1	0	0	6
F9 Alabama*	22	2-7	2-7	2-2	5	2	0	0	0	0	8
F13 @Florida*	29	3-11	3-11	0-0	5	4	1	4	0	0	9
F16 Auburn*	32	2-6	2-6	0-2	3	4	0	2	0	1	6
F19 @Tennessee*	36	2-9	2-8	0-0	3	3	0	0	0	0	2
F23 @Alabama											
F27 Florida											
M2 @Texas A&M											
M6 Arkansas											
M9 @LSU											

Ryan's Overall Statistics																									
Year	GP	GS	Min	Avg	FG	FGA	Pct	3FG	3FGA	Pct	FT	FTA	Pct	Off	Def	Tot	Avg	PF	FO	Ast	TO	Blk	Stl	Pts	Avg
2015-16*	36	4	521	14.5	60	144	.417	46	123	.374	19	24	.792	4	56	60	1.7	55	0	18	6	3	9	185	5.1
2016-17*	36	0	286	7.9	43	99	.434	36	83	.434	9	10	.900	6	26	32	0.9	29	0	14	13	1	6	131	3.6
2018-19	26	23	647	24.9	73	201	.363	57	165	.345	24	32	.750	12	61	73	2.8	54	0	26	29	3	7	227	8.7
TOTAL	98	27	1454	14.8	176	444	.396	139	371	.375	52	66	.788	22	143	165	1.7	138	0	58	48	7	22	543	5.5

Ryan's SEC Statistics at Vanderbilt																									
Year	GP	GS	Min	Avg	FG	FGA	Pct	3FG	3FGA	Pct	FT	FTA	Pct	Off	Def	Tot	Avg	PF	FO	Ast	TO	Blk	Stl	Pts	Avg
2018-19	13	11	319	24.5	28	89	.315	26	81	.321	7	10	.700	3	24	27	2.1	33	0	8	16	1	6	89	6.8
TOTAL	13	11	319	24.5	28	89	.315	26	81	.321	7	10	.700	3	24	27	2.1	33	0	8	16	1	6	89	6.8



SIMISOLA SHITTU

11

Freshman, Forward
6'10" 240 lbs.
Burlington, Ontario
Vermont Academy

SEASON HIGHS

- Points:** 21, vs. Ole Miss (1/8/19)
- FG Made:** 9, vs. Alcorn St. (11/16/18)
- FG Atts:** 15, 2x, last at Georgia (1/9/19)
- 3FG Made:** 1, vs. Miss. State (1/23/19)
- 3FG Atts:** 3, vs. Middle Tennessee (12/5/18)
- FT Made:** 9, vs. Ole Miss (1/5/19)
- FT Atts:** 15, vs. Ole Miss (1/5/19)
- Rebounds:** 15, at USC (11/11/18)
- Assists:** 5, vs. Savannah St. (11/27/18)
- Turnovers:** 6, at Oklahoma (1/26/19)
- Blocks:** 3, 2x, last vs. N.C. State (12/1/18)
- Steals:** 3, at USC (11/11/18)
- Minutes:** 37, vs. Arizona St. (12/17/18)

CAREER HIGHS

- Points:** 21, vs. Ole Miss (1/8/19)
- FG Made:** 9, vs. Alcorn St. (11/16/18)
- FG Atts:** 15, 2x, last at Georgia (1/9/19)
- 3FG Made:** 1, vs. Miss. State (1/23/19)
- 3FG Atts:** 3, vs. Middle Tennessee (12/5/18)
- FT Made:** 9, vs. Ole Miss (1/5/19)
- FT Atts:** 15, vs. Ole Miss (1/5/19)
- Rebounds:** 15, at USC (11/11/18)
- Assists:** 5, vs. Savannah St. (11/27/18)
- Turnovers:** 6, at Oklahoma (1/26/19)
- Blocks:** 3, 2x, last vs. N.C. State (12/1/18)
- Steals:** 3, at USC (11/11/18)
- Minutes:** 37, vs. Arizona St. (12/17/18)

SHITTU NOTEBOOK

- ✪ Talled third double-double at Georgia (10 points, 14 rebounds).
- ✪ Scored career-high 21 points against Ole Miss; named the conference's Freshman of the Week after averaging 19 points, nine rebounds and 3.5 assists against UNC Asheville and Ole Miss.
- ✪ SEC's leading freshman rebounder.
- ✪ Scored 21 points in the SEC opener against Ole Miss, and it was the most by a Vanderbilt freshman in an SEC opener since A.J. Ogilvy scored 25 points in an 80-73 win over South Carolina at Memorial Gym on January 9, 2008.
- ✪ Ranked in top 10 in SEC in defensive rebounds per game (8th, 5.08), free throw attempts (7th, 126), rebounds per game (T-9th, 6.7), and total rebounds (9th, 175).
- ✪ Shittu, from Burlington, Ont. and the Vermont Academy, signed his National Letter of Intent with the Commodores in November in 2017. A consensus five-star forward/center Shittu is considered one of the best frontcourt prospects to enter college basketball this season.
- ✪ Averaged 20 points, 10 rebounds and 3 assists per game on the spring and summer AAU circuit for CIA Bounce.
- ✪ Was named a McDonald's All-American in 2018, Vanderbilt's second honoree in the class of 2018 (point guard Darius Garland).
- ✪ Also a Jordan Brand honoree.
- ✪ Averaged 19.9 points and 12.7 rebounds per game for Vermont Academy in 2016-17.
- ✪ Ranked seventh-best prospect in the class of 2018 and the number-one ranked power forward by Rivals.com.
- ✪ Oluwasimisola Shittu...November 7, 1999...Son of Adesoji and Omena Shittu...Has one brother, Tayo...Undecided in major...Advice to young people: "If you put in the work, everything will take care of itself."

SHITTU GAME-BY-GAME (FRESHMAN)

Opponent	M	FG-A	3P-A	FT-A	Reb	PF	A	T	B	S	PTS
N6 Winthrop*	32	6-12	0-1	6-9	10	3	1	1	2	2	18
N11 @USC*	26	5-12	0-0	4-7	15	5	3	3	1	3	14
N16 Alcorn State*	25	9-11	0-0	2-3	6	0	0	0	3	0	20
N19 Liberty*	28	3-5	0-0	2-5	8	4	0	2	0	0	8
N23 Kent State*	32	8-15	0-1	4-5	8	3	3	5	0	0	20
N27 Savannah State*	19	6-7	0-1	5-6	3	2	5	5	0	0	17
D1 vs. N.C. State*	33	6-12	0-2	3-5	6	3	2	3	3	1	15
D5 Middle Tennessee*	21	6-13	0-3	3-4	6	3	0	2	0	1	15
D17 Arizona State*	37	4-10	0-1	1-2	7	3	4	2	0	1	9
D22 @Kansas State*	27	3-9	0-0	4-4	7	3	2	1	0	0	10
D29 Tennessee State*	27	2-9	0-1	6-7	8	2	1	3	0	0	10
D31 UNC Asheville*	30	5-7	0-0	7-9	9	1	4	4	1	1	17
J5 Ole Miss*	33	6-9	0-0	9-15	9	2	3	1	1	1	21
J9 @Georgia*	28	5-15	0-0	0-2	14	1	3	2	1	1	10
J12 @Kentucky*	32	4-10	0-1	0-1	5	2	0	3	1	1	8
J16 South Carolina*	22	4-6	0-0	5-8	3	4	2	3	0	0	13
J19 Mississippi State*	27	2-7	1-2	2-7	5	0	2	2	0	0	7
J23 Tennessee*	35	5-11	0-1	0-1	6	4	4	4	0	1	10
J26 @Oklahoma*	23	3-9	0-3	1-1	4	1	1	6	0	0	7
J29 Kentucky*	29	0-5	0-1	0-2	6	2	1	4	0	0	0
F2 @Missouri*	18	1-2	0-0	2-4	4	2	1	0	0	1	4
F5 @Arkansas*	27	4-7	0-0	4-5	8	3	2	4	1	0	12
F9 Alabama*	32	4-10	0-0	3-6	4	2	2	2	1	2	11
F13 @Florida*	20	2-5	0-0	1-2	6	4	0	2	0	2	5
F16 Auburn*	17	2-2	0-0	2-4	2	5	2	3	1	0	6
F19 @Tennessee*	35	4-14	0-0	1-2	6	1	1	3	0	0	9
F23 @Alabama											
F27 Florida											
M2 @Texas A&M											
M6 Arkansas											
M9 @LSU											

Shittu's Overall Statistics at Vanderbilt

Year	GP	GS	Min	Avg	FG	FGA	Pct	3FG	3FGA	Pct	FT	FTA	Pct	Off	Def	Tot	Avg	PF	F0	Ast	T0	Blk	Stl	Pts	Avg
2018-19	26	26	715	27.5	109	234	.466	1	18	.056	77	126	.611	43	132	175	6.7	65	2	49	70	15	18	296	11.4
TOTAL	26	26	715	27.5	109	234	.466	1	18	.056	77	126	.611	43	132	175	6.7	65	2	49	70	15	18	296	11.4

Shittu's SEC Statistics at Vanderbilt

Year	GP	GS	Min	Avg	FG	FGA	Pct	3FG	3FGA	Pct	FT	FTA	Pct	Off	Def	Tot	Avg	PF	F0	Ast	T0	Blk	Stl	Pts	Avg
2018-19	13	13	355	27.3	43	103	.417	1	5	.200	29	59	.492	22	56	78	6.0	32	1	23	33	6	9	116	8.9
TOTAL	13	13	355	27.3	43	103	.417	1	5	.200	29	59	.492	22	56	78	6.0	32	1	23	33	6	9	116	8.9



JOE TOYE

2

Senior, Guard
6'7" 210 lbs.
Chicago, Ill.
Whitney Young HS

SEASON HIGHS

Points: 18, 2x, last at Arkansas (2/5/19)
FG Made: 6, 3x, last at Arkansas (2/5/19)
FG Atts: 12, vs. Ole Miss (1/5/19)
3FG Made: 4, 2x, last at Arkansas (2/5/19)
3FG Atts: 8, vs. Tennessee State (12/29/18)
FT Made: 5, 3x, last vs. UNC Asheville (12/31/18)
FT Atts: 6, 3x, last vs. UNC Asheville (12/31/18)
Rebounds: 9, at USC (11/11/18)
Assists: 3, vs. Winthrop (11/6/18)
Turnovers: 4, at Oklahoma (1/26/19)
Blocks: 3, at USC (11/11/18)
Steals: 2, 2x, last vs. UNC Asheville (12/31/18)
Minutes: 33, vs. Ole Miss (1/5/19)

CAREER HIGHS

Points: 18, 3x, last at Arkansas (2/5/19)
FG Made: 7, at Kentucky (1/30/18)
FG Atts: 18, vs. Arizona State (12/17/17)
3FG Made: 5, vs. Texas A&M (3/9/17)
3FG Atts: 8, 2x, last vs. Tennessee State (12/29/18)
FT Made: 6, 6, 2x, last at Kentucky (2/28/17)
FT Atts: 7, vs. Texas A&M (2/16/17)
Rebounds: 9, at USC (11/11/18)
Assists: 4, 3x, last vs. Miss. State (2/14/18)
Turnovers: 4, 2x, last at Oklahoma (1/26/19)
Blocks: 3, at USC (11/11/18)
Steals: 2, 5x, last vs. UNC Asheville (12/31/18)
Minutes: 38, vs. Florida (3/10/17)

TOYE NOTEBOOK

- ✪ Scored in double figures in 10 games this year, including a career-high tying 18 points at Arkansas.
- ✪ Scored career-high 18 points in win over Tennessee State.
- ✪ Played in all 32 games and made nine starts as a junior in 2017-18.
- ✪ Tallied a season-high 16 points on two occasions this season (at Kentucky, vs. Miss. State); tied career-highs with six rebounds and four assists against Miss. State.
- ✪ His dunk against Mississippi State on Feb. 14 was named #1 play on SportsCenter's Top 10.
- ✪ Scored 13 points, including two game-clinching free throws, vs. Florida (2/17).
- ✪ Played in all 35 games and started 13 in 2016-17. Averaged 6.4 points and 2.6 rebounds in 2016-17.
- ✪ Tallied career high 18 points in win over Texas A&M at SEC Tournament.
- ✪ Scored a then career-high 15 points at Kentucky.
- ✪ Played in 30 games in 2015-16 and averaged 3.6 points and 1.2 rebounds per game. Scored in double figures in three games.
- ✪ Tied a career high with 10 points against Tennessee at SEC Tournament. Made a career-high three three's in a career-best 23 minutes of action. Also scored 10 points in First Four game vs. Wichita State.
- ✪ Was ranked as the sixth-best player in the state of Illinois and a four-star prospect by ESPN, and was also ranked as the 113th-best prospect in the nation by Rivals.com.
- ✪ Toye and his twin sister Elizabeth are both Division I basketball players - Elizabeth plays for Florida International.
- ✪ Attended Whitney Young High School in Chicago, where he was named as a First-Team All-City selection.
- ✪ Averaged 18.0 points, 7.0 rebounds, 2.0 assists, 2.0 steals, and 1.5 blocks as a senior.
- ✪ Chose the Commodores over Iowa, Memphis, Creighton, Bradley, UIC, and Missouri.
- ✪ Recipient of the Edie and David Johnson Family Basketball Scholarship.
- ✪ Advice to youngsters: "Don't let negative influences in your life."

TOYE GAME-BY-GAME (SENIOR)

Opponent	M	FG-A	3P-A	FT-A	Reb	PF	A	T	B	S	PTS
N6 Winthrop*	29	4-7	2-5	2-2	6	3	3	0	0	0	12
N11 @USC*	31	4-10	3-5	5-6	9	0	1	1	3	1	16
N16 Alcorn State*	25	4-9	1-6	5-6	4	1	0	1	2	1	14
N19 Liberty*	31	1-4	1-3	1-2	2	1	1	0	0	1	4
N23 Kent State*	31	6-11	0-4	3-5	6	2	1	2	1	0	15
N27 Savannah State*	13	5-6	3-3	0-0	2	3	1	0	1	1	13
D1 vs. N.C. State*	26	0-6	0-4	1-2	1	2	0	0	1	0	1
D5 Middle Tennessee*	22	2-3	0-0	2-2	3	3	0	3	0	1	6
D17 Arizona State*	23	4-8	3-4	0-0	2	3	0	0	0	2	11
D22 @Kansas State*	24	3-7	3-6	2-3	2	3	2	3	0	0	11
D29 Tennessee State*	23	6-11	4-8	2-4	3	0	0	1	1	0	18
D31 UNC Asheville*	19	2-5	0-3	5-6	2	4	0	2	0	2	9
J5 Ole Miss*	33	4-12	1-6	3-3	7	2	1	0	1	0	12
J9 @Georgia	28	2-9	0-4	2-2	0	3	1	0	0	0	6
J12 @Kentucky*	36	3-7	2-6	1-3	6	0	1	0	0	0	9
J16 South Carolina*	26	0-2	0-1	0-0	2	3	0	2	0	0	0
J19 Mississippi State*	25	3-8	1-3	0-1	1	1	1	1	0	1	7
J23 Tennessee	15	2-2	1-1	0-0	1	1	1	1	0	0	5
J26 @Oklahoma	18	0-5	0-3	0-0	2	0	0	4	0	2	0
J29 Kentucky	16	0-2	0-0	0-0	1	3	0	1	0	1	0
F2 @Missouri	23	2-4	2-4	0-0	3	2	0	1	0	0	6
F5 @Arkansas	28	6-11	4-6	2-4	4	2	0	2	0	1	18
F9 Alabama	27	2-7	2-5	0-2	3	3	2	3	1	0	6
F13 @Florida	28	1-4	0-3	0-0	4	2	1	2	0	0	2
F16 Auburn	19	1-4	0-3	0-0	2	0	0	0	0	0	2
F19 @Tennessee	9	0-1	0-1	0-0	1	1	0	2	0	0	0
F23 @Alabama											
F27 Florida											
M2 @Texas A&M											
M6 Arkansas											
M9 @LSU											

Toye's Overall Statistics at Vanderbilt

Year	GP	GS	Min	Avg	FG	FGA	Pct	3FG	3FGA	Pct	FT	FTA	Pct	Off	Def	Tot	Avg	PF	FO	Ast	TO	Bik	Stl	Pts	Avg
2015-16	30	0	257	8.6	37	74	.500	9	21	.429	25	39	.641	7	30	37	1.2	28	0	10	13	2	6	108	3.6
2016-17	35	13	739	21.1	70	175	.400	31	78	.397	53	78	.679	21	71	92	2.6	70	2	38	44	5	14	224	6.4
2017-18	32	9	602	18.8	68	170	.400	20	76	.263	27	44	.614	17	48	65	2.0	66	3	26	42	9	9	183	5.7
2018-19	26	16	628	24.2	67	165	.406	33	97	.340	36	53	.679	21	57	78	3.0	49	0	16	32	8	14	203	7.8
TOTAL	123	38	2226	18.1	242	584	.414	93	272	.342	141	214	.659	66	206	272	2.2	213	5	90	131	24	43	718	5.8

Toye's SEC Statistics at Vanderbilt

Year	GP	GS	Min	Avg	FG	FGA	Pct	3FG	3FGA	Pct	FT	FTA	Pct	Off	Def	Tot	Avg	PF	FO	Ast	TO	Bik	Stl	Pts	Avg
2015-16	17	0	100	5.9	11	27	.407	2	9	.222	9	13	.692	2	11	13	0.8	9	0	3	8	1	3	33	1.9
2016-17	18	9	422	23.4	42	102	.412	19	46	.413	29	45	.644	10	41	51	2.8	45	2	22	25	2	8	132	7.3
2017-18	18	1	327	18.2	39	87	.448	13	38	.342	14	21	.667	8	26	34	1.9	46	2	12	17	1	4	105	5.8
2018-19	13	4	313	24.1	26	73	.356	13	43	.302	8	15	.533	11	23	34	2.6	24	0	7	15	2	3	73	5.6
TOTAL	66	14	1162	17.6	118	289	.408	47	136	.346	60	94	.638	31	101	132	2.0	124	4	44	65	6	18	343	5.2



YANNI WETZELL

1

Junior, Forward/Center
6'10" 240 lbs.
Auckland, N.Z.
St. Mary's (Texas)

SEASON HIGHS

- Points:** 15, vs. Savannah St. (11/27/18)
- FG Made:** 5, vs. Savannah St. (11/27/18)
- FG Atts:** 8, at Oklahoma (1/26/19)
- 3FG Made:** 2, vs. Savannah St. (11/27/18)
- 3FG Atts:** 3, vs. N.C. State (12/1/18)
- FT Made:** 6, vs. UNC Asheville (12/31/18)
- FT Atts:** 7, vs. UNC Asheville (12/31/18)
- Rebounds:** 10, vs. Auburn (2/16/19)
- Assists:** 2, 2x, last vs. Tennessee (1/23/19)
- Turnovers:** 4, vs. Middle Tennessee (12/5/18)
- Blocks:** 2, 4x, last at Arkansas (2/5/19)
- Steals:** 4, at Tennessee (2/19/19)
- Minutes:** 28, vs. Ole Miss (1/5/19)

CAREER HIGHS

- Points:** 29, 2x, last vs. Newman (2/23/17)
- FG Made:** 11, 3x, last vs. Panhandle St. (2/25/17)
- FG Atts:** 19, vs. Panhandle St. (2/25/17)
- 3FG Made:** 4, vs. Midwestern St. (11/19/16)
- 3FG Atts:** 4, vs. Midwestern St. (11/19/16)
- FT Made:** 12, vs. Okla. Christian (2/9/17)
- FT Atts:** 13, vs. Okla. Christian (2/9/17)
- Rebounds:** 13, vs. UA-Fort Smith (1/7/16)
- Assists:** 5, vs. Okla. Christian (2/9/17)
- Turnovers:** 9, vs. Rogers St. (1/28/17)
- Blocks:** 3, 2x, last vs. Tex. A&M Int'l (1/14/17)
- Steals:** 4, at Tennessee (2/19/19)
- Minutes:** 42, vs. Rogers St. (12/17/16)

WETZELL NOTEBOOK

- ✪ Notched his first double-double as a Commodore with 10 points and 10 rebounds vs. Auburn.
- ✪ Made first start as a Commodore against Tennessee State.
- ✪ Tallied season-high 16 points in win over UNC Asheville.
- ✪ Grabbed a season-best nine rebounds at Kansas State.
- ✪ Scored 12 points and had five rebounds in win over Arizona State.
- ✪ Sat out the 2017-18 season after transferring from St. Mary's (Texas), where he played in 59 games.
- ✪ Named to the All-Heartland Conference Second Team as a sophomore after averaging 15.5 points and 6.8 rebounds per game. Shot 40.9% from three for the season and 42% from three in his two-year career.
- ✪ Played and started in all 30 games for St. Mary's University as a sophomore.
- ✪ Scored a season-high 29-point effort against Newman and a 28-point effort against Panhandle State... Scored 20 or more points in six games as a sophomore and posted six double-doubles.
- ✪ Named Heartland Conference Freshman of the Year in 2015-16.
- ✪ Was a tennis player in high school, and did not begin playing basketball until he was 17.
- ✪ Starred under head coach Carl Stent at Westlake High School in New Zealand, earning the Most Improved Player as a senior. Helped his team to a No. 2 national rank. Also played for the U19 New Zealand National Team, finishing ranked No. 2.

WETZELL GAME-BY-GAME (JUNIOR)

Opponent	M	FG-A	3P-A	FT-A	Reb	PF	A	T	B	S	PTS
N6 Winthrop	4	0-0	0-0	0-0	0	0	0	2	0	0	0
N11 @USC	7	1-1	0-0	0-2	1	2	0	1	1	1	2
N16 Alcorn State	10	1-3	0-0	0-0	1	0	0	0	0	0	2
N19 Liberty	4	0-1	0-0	0-0	0	0	0	1	0	1	0
N23 Kent State	11	1-1	0-0	0-0	2	2	0	1	0	0	2
N27 Savannah State	23	5-7	2-2	3-4	7	1	2	2	1	1	15
D1 vs. N.C. State	13	1-5	0-3	0-2	3	2	0	0	0	0	2
D5 Middle Tennessee	17	1-3	1-2	2-2	3	1	1	4	1	2	5
D17 Arizona State	21	3-5	1-2	5-5	5	3	1	1	2	0	12
D22 @Kansas State	29	3-6	0-2	2-2	9	3	0	2	0	0	8
D29 Tennessee State*	25	1-4	0-2	2-2	0	3	0	1	1	3	4
D31 UNC Asheville*	23	5-6	0-0	6-7	6	2	1	1	2	0	16
J5 Ole Miss*	28	3-6	0-1	1-3	3	3	0	2	1	2	7
J9 @Georgia*	22	3-7	1-2	1-1	5	1	0	1	0	0	8
J12 @Kentucky	9	0-1	0-0	0-0	0	1	0	1	1	0	0
J16 South Carolina	19	0-0	0-0	2-4	6	5	1	3	0	1	2
J19 Mississippi State	13	2-5	0-2	3-4	4	2	0	3	0	0	7
J23 Tennessee*	25	2-5	0-1	0-0	3	5	2	0	0	0	4
J26 @Oklahoma*	31	1-8	0-2	2-2	4	3	0	3	0	1	4
J29 Kentucky*	15	2-5	0-1	1-2	0	5	0	1	0	1	5
F2 @Missouri*	16	2-5	1-3	0-0	3	1	0	1	2	0	5
F5 @Arkansas	16	2-4	0-0	1-2	2	0	0	0	2	1	5
F9 Alabama	17	2-3	0-0	0-0	3	2	0	1	0	1	4
F13 @Florida	12	1-2	0-0	0-0	2	3	1	0	0	0	2
F16 Auburn	21	4-5	0-1	2-2	10	4	0	2	1	0	10
F19 @Tennessee	18	1-3	0-0	0-0	1	3	0	2	1	4	2
F23 @Alabama											
F27 Florida											
M2 @Texas A&M											
M6 Arkansas											
M9 @LSU											

Wetzell's Overall Statistics

Year	GP	GS	Min	Avg	FG	FGA	Pct	3FG	3FGA	Pct	FT	FTA	Pct	Off	Def	Tot	Avg	PF	FO	Ast	TO	Blk	Stl	Pts	Avg
2015-16*	29	29	728	25.1	140	264	.530	3	6	.500	55	87	.632	65	97	162	5.6	99	5	25	84	8	10	338	11.7
2016-17*	30	30	939	31.3	170	339	.501	18	44	.409	106	159	.667	67	137	204	6.8	82	3	45	95	18	24	464	15.5
2018-19	25	8	431	17.2	46	98	.469	6	26	.231	33	46	.717	21	61	82	3.3	54	3	9	34	14	14	131	5.2
TOTAL	84	67	2098	25.0	356	701	.508	27	76	.355	194	292	.664	153	295	448	5.3	235	11	79	213	40	48	933	11.1

Wetzell's SEC Statistics at Vanderbilt

Year	GP	GS	Min	Avg	FG	FGA	Pct	3FG	3FGA	Pct	FT	FTA	Pct	Off	Def	Tot	Avg	PF	FO	Ast	TO	Blk	Stl	Pts	Avg
2018-19	12	5	213	17.8	23	48	.479	2	11	.182	11	18	.611	12	29	41	3.4	32	3	4	15	7	6	59	4.9
TOTAL	12	5	213	17.8	23	48	.479	2	11	.182	11	18	.611	12	29	41	3.4	32	3	4	15	7	6	59	4.9