



ARKANSAS Baseball Game Notes

9 College World Series Appearances • 7 NCAA Super Regional Appearances
30 NCAA Tournament Appearances • 2 SEC Regular Season Titles • 5 SEC Western Division Titles

'19 SCHEDULE & RESULTS

FEBRUARY

16	EASTERN ILLINOIS (DH) (SECN+)	W, 15-7
	EASTERN ILLINOIS (DH) (SECN+)	W, 12-3
17	EASTERN ILLINOIS (SECN+)	W, 3-2
21	at USC (PAC-12+)	W, 6-3
22	at USC (PAC-12+)	W, 8-6
23	at USC (PAC-12+)	L, 6-4 (10 inn.)
27	MEMPHIS (SECN+)	W, 10-3

MARCH

1	STONY BROOK (DH) (SECN+)	W, 3-1
	STONY BROOK (DH) (SECN+)	W, 4-3
3	STONY BROOK (SECN+)	W, 15-7
5	CHARLOTTE	CANCELLED
6	CHARLOTTE (SECN+)	W, 9-2
8	LOUISIANA TECH (SECN+)	W, 4-2
9	LOUISIANA TECH (SECN+)	L, 12-7
10	LOUISIANA TECH (SECN+)	W, 11-0
12	WESTERN ILLINOIS (SECN+)	W, 8-0
13	WESTERN ILLINOIS (SECN+)	W, 11-1 (8 inn.)
15	MISSOURI* (SECN+)	W, 2-0
16	MISSOURI* (SECN+)	W, 4-3
17	MISSOURI* (SECN+)	W, 3-2
19	at #9 Texas (Longhorn Network)	W, 11-4
20	at #9 Texas (Longhorn Network)	L, 7-6
22	at Alabama* (SECN+)	W, 12-3
23	at Alabama* (SECN+)	L, 10-0
24	at Alabama* (SECN+)	W, 10-2
26	at Missouri State (ESPN+)	W, 8-2
29	#21 OLE MISS* (ESPNU)	W, 5-3
30	#21 OLE MISS* (SEC Network)	L, 4-3
31	#21 OLE MISS* (SECN+)	L, 10-5

APRIL

2	LITTLE ROCK (SECN+)	L, 17-7
4	at #15 Auburn* (ESPN)	L, 6-3
5	at #15 Auburn* (SECN+)	W, 9-6 (15 inn.)
6	at #15 Auburn* (SECN+)	W, 8-0
9	ORAL ROBERTS (SECN+)	W, 15-8
12	at #6 Vanderbilt* (SEC Network)	7 p.m.
13	at #6 Vanderbilt* (ESPNU)	8 p.m.
14	at #6 Vanderbilt* (SECN+)	1 p.m.
16	ARKANSAS-PINE BLUFF (SECN+)	6:30 p.m.
18	MISSISSIPPI STATE* (ESPNU)	8 p.m.
19	MISSISSIPPI STATE* (SECN+)	6:30 p.m.
20	MISSISSIPPI STATE* (SECN+)	2 p.m.
23	NORTHWESTERN STATE (SECN+)	6:30 p.m.
24	NORTHWESTERN STATE (SECN+)	3 p.m.
26	TENNESSEE* (SECN+)	6:30 p.m.
27	TENNESSEE* (SECN+)	6:30 p.m.
28	TENNESSEE* (SEC Network)	4 p.m.
30	vs. Grambling State (NLR, Ark.)	6:30 p.m.

MAY

3	at Kentucky* (SECN+)	5:30 p.m.
4	at Kentucky* (SECN+)	1 p.m.
5	at Kentucky* (SECN+)	Noon
9	LSU* (ESPNU)	6:30 p.m.
10	LSU* (SECN+)	6:30 p.m.
11	LSU* (ESPN2)	1 p.m.
16	at Texas A&M* (SECN+)	6:30 p.m.
17	at Texas A&M* (SECN+)	6:30 p.m.
18	at Texas A&M* (SECN+)	2 p.m.
May 22-28	SEC Tournament (Hoover, Ala.)	TBA
May 31-June 2	NCAA Regionals	
June 7-9	NCAA Super Regionals	
June 14-27	College World Series (Omaha, Neb.)	

All times Central; Home game in BOLD; * - SEC Game

APRIL 12 - 14 at #6 VANDERBILT | NASHVILLE, TENN.



#6 VANDERBILT COMMODORES

Record	25-8 (7-5 SEC)
Ranking	6
Last Season	37-25 (16-14 SEC)
Head Coach	Tim Corbin
Career Record	787-480-1 (22nd Season)
Record at Vanderbilt	681-342-1 (17th Season)



#8 ARKANSAS RAZORBACKS

Record	25-8 (8-4 SEC)
Ranking	8
Last Season	48-21 (18-12 SEC)
Head Coach	Dave Van Horn
Career Record	1,253-612 (31st season)
Record at Arkansas	668-372 (17th Season)

SERIES BY THE NUMBERS (2019 STATS)

VANDERBILT	OFFENSE	ARKANSAS	VANDERBILT	PITCHING/DEFENSE	ARKANSAS
.308	Batting Avg.	.291	3.64	ERA	3.66
.491	Slugging Pct.	.463	296.2	Innings Pitched	299.2
.409	On-Base Pct.	.394	1	Complete Games	0
71	Doubles	67	14	Saves	9
12	Triples	8	2.74	Strikeout/Walk Ratio	2.48
39	Home Runs	37	.219	Opponent's Avg.	.222
180	Walks	174	21	Errors	36
34-of-45	Stolen Bases/Att	50-of-61	17	Double Plays	20

All-time Series (since 1970): ARK leads 31-27; Series in Fayetteville: ARK leads 18-11
Series in Nashville: ARK leads 13-11; Series in Postseason: VANDY leads 4-0

PROBABLE PITCHERS

FRI: (ARK) RHP Isaiah Campbell (6-0, 2.29 ERA, 59 K, 10 BB) vs. (VU) RHP Drake Fellows (6-0, 3.44 ERA, 58 K, 22 BB)

SAT: (ARK) RHP Connor Noland (0-1, 4.59 ERA, 22 K, 9 BB) vs. (VU) RHP Kumar Rocker (2-4, 5.90 ERA, 32 K, 8 BB)

SUN: (ARK) TBA vs. (VU) RHP Patrick Raby (5-1, 2.47 ERA, 38 K, 22 BB)



Trevor Ezell hit .389 over the last week with seven hits, two home runs and seven RBIs, helping Arkansas to a road series win at No. 15 Auburn, its second conference series win on the road this year. He now is hitting .298 for the year with five home runs and 26 RBIs, tying for third on the team.

MLB (8)

Name	Years at Arkansas	Club
Brian Anderson	2012-14	Miami
Jalen Beeks	2013-14	Tampa Bay
Andrew Benintendi	2014-15	Boston
Logan Forsythe	2006-08	Texas
James McCann	2009-11	Chicago White Sox
Blake Parker	2004-06	Minnesota
Drew Smyly	2009-10	Texas
Ryne Stanek	2011-13	Tampa Bay

AAA (3)

Name	Years at Arkansas	Club
D.J. Baxendale	2010-12	Rochester (MIN)
Zach Jackson	2014-16	Buffalo (TOR)
Matt Reynolds	2010-12	Fresno (WAS)

AA (3)

Name	Years at Arkansas	Club
Chad Spanberger	2015-17	New Hampshire (TOR)
Trevor Stephan	2017	Trenton (NYY)
Andy Wilkins	2008-10	Mississippi (ATL)

A-Advanced (1)

Name	Years at Arkansas	Club
Jacob Morris	2011-13	Winston-Salem (CWS)

A (4)

Name	Years at Arkansas	Club
Eric Cole	2016-18	Lexington (KC)
Blaine Knight	2016-18	Delmarva (BAL)
Grant Koch	2016-18	Greensboro (PIT)
Kacey Murphy	2016-18	West Michigan (DET)

A-Short (1)

Name	Years at Arkansas	Club
Jax Biggers	2017-18	Spokane (CLE)

Rookie (3)

Name	Years at Arkansas	Club
Evan Lee	2017-18	GCL Nationals (WAS)
Barrett Loseke	2016-18	GCL Yankees East (NYY)
Jake Reindl	2016-18	AZL Cubs (CHC)

Free Agents (2)

Name	Years at Arkansas	Last Club
Zack Cox	2009-10	Erie (DET)
Dallas Keuchel	2007-09	Houston

PROJECTED LINEUP

#	Name	AVG/SLG/OB	GP-GS	AB	R	H	2B	3B	HR	RBI	BB	SB-ATT
4	T. Ezell	.298/.504/.420	33-33	121	31	36	8	1	5	23	26	9-10
> Fourth on team in batting average (.298) ... Third on team in on-base percentage (.420). > Has eight hits in last five games (.348) ... Eight RBIs and four XBH in same span.												
18	H. Kjerstad	.312/.546/.386	33-33	141	28	44	4	1	9	27	9	3-3
> Six-game hitting streak with two or more hits in four of six. > Two-or more RBIs in three of last four games, including a career-high five RBIs on Tuesday against Oral Roberts (April 9).												
15	C. Martin	.269/.517/.346	33-33	145	32	39	14	2	6	25	14	8-10
> Hitting .333 and slugging .646 over last 10 games. > Has reached base in 12-straight games with five walks.												
24	D. Fletcher	.321/.542/.399	33-33	131	31	42	17	0	4	24	18	1-2
> T-1st in SEC in doubles (17) w/ Mississippi State's Jake Mangum. > Six-game hitting streak and at least one hit 13 of last 14.												
10	M. Goodheart	.372/.488/.455	28-21	86	11	32	7	0	1	19	12	4-6
> Leads the team in overall average (.372) and conference batting average (.462) > Hitting .439 since conference play began with seven extra-base hits and 15 RBIs. ... Is 11 for his last 28 at-bats (.393).												
7	J. Kenley	.295/.518/.427	33-32	112	30	33	3	2	6	25	24	6-8
> Has five multi-hit games in his last 12 starts ... Hitting .292 (7-for-24) over his last six games. > Tied for 2nd on team in HRs (6).												
5	J. Nesbit	.286/.348/.361	33-32	112	18	32	4	0	1	24	15	5-7
> Three hits in last four games with four RBIs > Had a team-best 15-game hitting streak earlier this year												
12	C. Opitz	.203/.228/.393	29-22	79	17	16	2	0	0	12	24	5-5
> Three hits in his last four games with three runs scored												
25	C. Franklin	.297/.465/.374	32-29	101	21	30	3	1	4	27	11	7-8
> Went 4-for-15 in the Auburn series with multi-hit games in games two and three. > Hitting .400 (4-for-10) in last two games with four runs scored and one RBI												

RAZORBACK PRIME NINE

>> Arkansas goes to Vanderbilt for the first time since 2015 for a three-game series with the Commodores. The Hogs last won a three-game series in Nashville in 2010.

>> Arkansas won its second road series in conference play last week when it took 2-of-3 from Auburn. It's the Hogs' third road series win overall this year, matching their most since 2015.

>> The Razorbacks won a marathon 15-inning game on the backend of a doubleheader with Auburn on Friday. It was the longest game in terms of innings since 2004 (16 innings vs. SE Missouri St.).

>> Freshman Patrick Wicklander has made 13 appearances this year, seven as a starter. In those games as a starter, the San Jose native has a 1.98 ERA, six earned runs allowed and 39 strikeouts.

>> Patrick Wicklander has held opponents to a .186 batting average this season, which is the second-lowest among all freshman pitchers in the SEC.

>> Friday night starter Isaiah Campbell was named to the Golden Spikes Midseason Watch List on Wednesday. Campbell has a 6-0 record with a team-best 2.29 ERA and is the only pitcher in the SEC with three wins, a 1.80 or lower ERA and 25 or more strikeouts in conference games.

>> Junior Dominic Fletcher added to his league-best doubles total last week, hitting two against Auburn. He added another against ORU and is tied for the SEC lead (17) with Jake Mangum.

>> Heston Kjerstad hit two homers against Oral Roberts on Tuesday, his third multi-home run game of his career. One of his home runs was a grand slam, a career first.

>> Redshirt senior Trevor Ezell batted in the leadoff spot for the first time this year last week and he responded with a .389 average, including two multi-hit games, two home runs and a team-best seven RBIs.

2019 SEC STANDINGS (as of April 11, 2019)

EASTERN		Conference					Overall			Last 10	Streak
		W	L	T	Win%	GB	W	L	Win%		
	Georgia	9	3	--	.750	--	28	6	.824	7-3	W3
	Vanderbilt	7	5	--	.583	2.0	25	8	.758	7-3	W1
	Missouri	5	6	1	.458	3.5	23	11	.671	7-2-1	W3
	Florida	4	8	--	.333	5.0	22	13	.629	6-4	W1
	Tennessee	4	8	--	.333	5.0	24	10	.706	5-5	W1
	South Carolina	3	9	--	.250	6.0	20	13	.606	4-6	W2
	Kentucky	2	10	--	.167	7.0	18	15	.545	4-6	W1
	WESTERN	Arkansas	8	4	--	.667	--	25	8	.758	6-4
LSU		8	4	--	.667	--	23	11	.676	6-4	L1
Ole Miss		8	4	--	.667	--	24	10	.706	7-3	W4
Texas A&M		7	4	1	.625	0.5	25	9	.729	5-4-1	L2
Auburn		7	5	--	.583	1.0	23	10	.697	3-7	L3
Mississippi St.		7	5	--	.583	1.0	28	6	.824	7-3	W2
Alabama		4	8	--	.333	4.0	23	11	.676	4-6	W1

WICKLANDER SHOWS POISE AS STARTER

Freshman Patrick Wicklander may be one of Arkansas' main starters by season's end. Wicklander showed maturity last Saturday when starting Arkansas' rubber match with No. 15 Auburn on the road. Wicklander threw five scoreless innings to help save an already depleted bullpen from the 15-inning affair the night before and struck out six batters en route to the 8-0 shutout. In seven starts this year, Wicklander has a 1.98 ERA with three wins in 27.1 innings and 39 strikeouts.

PATRICK WICKLANDER IN COMPARISON

Category	As a Starter (7 Games)	As a Reliever (6 Games)
ERA	1.98	12.71
Wins	3	0
Innings Pitched	27.1	5.2
Hits	15	6
Runs	9	8
Earned Runs	6	8
Walks	11	9
Strikeouts	39	9

RAZORBACKS WIN MARATHON WITH TIGERS IN 15 INNINGS

Arkansas and Auburn were forced to play a doubleheader to begin their three-game series last week due to bad weather forecasts the day before. While the series opener took less than three hours, the back end of the doubleheader went 15 innings with Arkansas winning the game, 9-6, thanks to a clutch home run in the top of the 15th by Heston Kjerstad. The 15-inning game was Arkansas' longest in terms of innings since a 16-inning loss to Southeast Missouri State in 2004 and Friday's total game time was five hours and 40 minutes.

LONGEST GAMES SINCE 2004 (12 INNINGS OR MORE)

April 5, 2019	W, 9-6 (15 inn.)	at No. 15 Auburn
March 5, 2016	L, 10-8 (12 inn.)	vs. Eastern Illinois
March 17, 2013	L, 6-4 (13 inn.)	vs. Ole Miss
March 16, 2012	W, 4-3 (12 inn.)	vs. Alabama
June 13, 2010	L, 7-5 (12 inn.)	at Arizona St.
June 12, 2010	L, 7-6 (12 inn.)	at Arizona St.
June 17, 2009	W, 4-3 (12 inn.)	vs. Virginia
March 29, 2008	L, 6-5 (12 inn.)	at Vanderbilt
April 6, 2004	L, 6-5 (16 inn.)	vs. SE Missouri St.

WINNING THE CLOSE ONES

Arkansas is 12-3 this season in games decided by three runs or less and 12 of those games have been decided by two runs or less. In those close games, Arkansas pitching has been the story, holding opponents to an average of 4.5 runs per game and a .215 opponents batting average. Matt Goodheart is hitting .310 in those games which leads all Razorbacks.

COMING BACK SWINGING

Arkansas has had some of its biggest games, offensively, this season after coming off of a loss. In the six games following a defeat, the Razorbacks are averaging 8.4 runs a game and 1.4 home runs a game. The offense is hitting .310 in those eight games with Matt Goodheart leading all Razorbacks with 10 or more at-bats with a .538 average (14-for-26), but Heston Kjerstad has 10 RBIs in those games as well.



In recognition of the extraordinary longtime support of the Walker Family and the Willard and Pat Walker Charitable Foundation, the nation's top collegiate baseball ballpark has been renamed Baum-Walker Stadium at George Cole Field.

NESBIT WINS FIRST SEC FRESHMAN OF THE WEEK

Redshirt-freshman infielder Jacob Nesbit was named the SEC Freshman of the Week on last week after his strong weekend at the plate that helped the Razorbacks split the midweek series at No. 9 Texas and then take a crucial weekend series on the road against Alabama. The Coppell, Texas native hit .421 (8-for-19) for the week, good for the second-best average on the team and extended his team-best hitting streak to 15 games, which dates back to a March 6 victory over Charlotte. Nesbit has also reached base in 24-consecutive games, which is the longest on the team. During his 15-game hit streak, he saw his batting average rise from .235 to .346 and has tallied five multi-hit games during that span.

CAMPBELL FORMS INTO FRIDAY NIGHT ACE

Following the footsteps of All-American Blaine Knight, redshirt junior Isaiah Campbell has, seemingly, transformed into the Friday-night ace for the Hogs this year. Campbell moved to 6-0 on the season in the 5-3 win over No. 21 Ole Miss after working seven innings with four hits allowed, two earned runs and five strikeouts. The two runs were Campbell's first allowed in SEC play, but his 26 strikeouts over his four SEC starts is good for 10th in the league. He also has never walked more than three batters in a start this year.

Last 6 Starts (Isaiah Campbell)

Date	Opponent	IP	H	R	ER	BB	SO
March 1	Stony Brook	7.0	3	0	0	1	13
March 8	Louisiana Tech	6.0	7	2	2	0	10
March 15	Missouri	7.0	2	0	0	1	11
March 22	at Alabama	7.0	5	0	0	1	7
March 29	No. 21 Ole Miss	7.0	4	2	2	2	5
April 5	at No. 15 Auburn	6.2	7	3	3	3	3

RAZORBACKS SWEEP MISSOURI FOR 18TH-STRAIGHT HOME SERIES WIN

For the third-straight year, Arkansas was able to open SEC play with a three-game sweep after beating Missouri with a bottom of the ninth walk-off single by Casey Opitz in the series finale. The Hogs have been practically unbeatable at home over the last three seasons, winning 18-straight series at Baum-Walker Stadium dating back to 2017. Arkansas is 79-13 at home of the last three years and has not lost two in a row at home since April 27-28, 2017.



Junior Dominic Fletcher hit .350 last week with two of his seven hits going for doubles, both in the series against Auburn. Fletcher continues to be tied with Mississippi State's Jake Mangum for the SEC lead in doubles (17).



With a speedier teams than in recent years, Arkansas has been more aggressive on the basepaths this year, swiping 50 bases, which ranks fifth in the SEC. In 69 games last year, Arkansas only stole 39 bags.

I CAN SEE CLEARLY NOW

Going into the SEC opener against Missouri, sophomore Matt Goodheart was only hitting .241 with one multi-hit game and just seven hits in 12 games and four RBIs. Claiming he was having trouble seeing at night, Goodheart got a new contacts prescription and has, seemingly, turned the corner. Goodheart is now hitting .434 in his last 15 games and has tallied four multi-hit performances in his last seven appearances. In the Auburn series, Goodheart went 6-for-14 (.429), including his first three-hit game as part of Arkansas' 15-inning win in the doubleheader with two of those hits going for doubles.

SCROGGINS SHUTS DOWN LOUISIANA TECH

Making the Sunday start against Louisiana Tech, Cody Scroggins went a career-long six innings and struck out a career-high 11 batters, while walking only one and giving up two singles on 88 pitches. Scroggins didn't even allow a baserunner past first base for his entire outing and retired seven of the first eight he faced. It was his' first victory of the year and first decision in 27 career appearances dating back to 2016.

KJERSTAD HEATING UP

Sophomore outfielder Heston Kjerstad did not have the best start to his second season when he was 8-for-36 (.222) after eight games. Since then, the Amarillo, Texas native is batting .340 with 11 multi-hit games, six with three hits or more, and slugging .580 with 11 extra-base hits and 17 RBIs. Last week against Auburn, Kjerstad hit a homer in both games of the doubleheader, including his seventh of the year in the top of the 15th inning.

Heston Kjerstad in 2019

Category	First 8 Games	Since
Average	.222	.343
Slugging	.306	.629
On-Base Percentage	.282	.420
Hits	8	36

Runs	3	25
Extra-Base Hits	1	13
Home Runs	1	8
RBIs	5	22

WELCOME TO THE SHOW KID

Freshman right-hander Elijah Trest made his collegiate debut in the ninth inning in game three against Louisiana Tech (March 10), striking out the side on 20 pitches to help secure Arkansas' 12th victory of the year. Trest is the seventh different freshman pitcher to see time on the mound so far this season and fourth to strike out the side in their first collegiate inning of work (C. Monke, P. Wicklander, E. Taylor).

CAMPBELL TURNS IN CAREER DAY AGAINST STONY BROOK

For the first time since 2017, a Razorback pitcher struck out 12 or more batters in a game when Isaiah Campbell struck out a career-high 13 Stony Brook batters over seven innings on March 1. It was the most strikeouts in a game since Trevor Stephan struck out 13 against Rhode Island on March 10, 2017. Campbell's strikeout total made him only the second Razorback pitcher since 2010 to strike out 11 or more and the second since 2007 to strike out 13 or more.

HOGS CRACK TOP 10 AFTER HOT START

With a 9-1 start to the season and a perfect 7-0 home record, the Razorback cracked the top-10 of the USA Today/Coaches' National Poll last week, one of five SEC teams in top 10. Arkansas is ranked in the top-20 of every national poll and has not dropped out of the top-25 since the original preseason rankings came out.

SPEED KILLS

Arkansas has continued to use its speed to its advantage as it has stolen 10 bases over the last 10 games, four coming in the series finale at Alabama (March 24). The Hogs have stolen five bases in a game twice this year (USC) and is fifth in the SEC with 50 swipes, which already surpasses last year's total of 39.

Most Stolen Bases (SEC)

Rank	Team	Stolen Bases
1.	Missouri	65
2.	Kentucky	64
3.	Tennessee	59
	Ole Miss	59
5.	Arkansas	50

RAZORBACKS HEAD WEST, DOWN TROJANS

Arkansas went west to face USC in a three-game series in week two and came away with its first road series win since 2017. The Hogs won games one and two 6-3 and 8-6, respectively, and nearly swept the Trojans before a 10th-inning walk-off homer thwarted that plan. It was the first road series win for the Hogs since they took 2-of-3 from Alabama in Tuscaloosa in April of 2017.

FEBRUARY SUCCESS

Since Dave Van Horn took over for the Razorbacks in 2003, Arkansas have played through the month of February with one loss or better 13 times, including six undefeated years. The Hogs are 118-18 in the first month of the year under Van Horn. Last year, the team went 6-2 in February and hit .310 as a team.



Friday night starter Isaiah Campbell continued to prove why he is in the upper echelon of SEC pitchers. Last week against Auburn, he gave up three earned runs over 6.2 innings and didn't give up an extra-base hit. Campbell has thrown six or more innings in each of his last six starts and has yet to allow more than three runs and walk more than three.

HOGS BLAST PANTHERS ON OPENING WEEK

For the sixth-straight season, Arkansas opened its campaign with a series sweep dating back to 2014. The Razorbacks swept Eastern Illinois by a combined score of 30-12, scoring 10+ runs in each of the first two games. The Hogs completed the sweep on Sunday with a walk-off single by sophomore Heston Kjerstad in the bottom of the ninth, his second walk-off of his career.

EZELL OWNS EASTERN ILLINOIS

Following his four-hit day in the doubleheader on Saturday, graduate transfer Trevor Ezell added another hit to his already growing total against the Panthers in his career on Sunday. Dating back to his four years at Southeast Missouri State, which played in the same conference (Ohio Valley Conference) as EIU, Ezell is now 21-for-44 (.477) against the Panthers in 12 games. He finished last weekend leading all hitters with a .500 average (5-for-10) with two doubles, four runs scored, one home run and five RBIs.

NEAR IMMACULATE INNING

Freshman Patrick Wicklander nearly achieved a feat that some pitchers only dream of when he came out of the bullpen in the sixth inning to relieve Jacob Kostyshock last Sunday against EIU. Wicklander struck out the heart of EIU's lineup consisting of Jimmy Govern, Hunter Morris and Ryan Knernschiold and did it on 10 pitches, just one shy of the near immaculate nine-pitch, three-strikeout inning. Wicklander finished his first career outing with 2.1 innings thrown, one run allowed and four strikeouts on 31 pitches.

SEE THE BALL, HIT THE BALL

In the season-opener against EIU, Arkansas achieved more than just scoring 15 runs on 18 hits en route to its 25th-straight season-opening win. The Hogs also did not strike out in 46 batters, a feat that hadn't been achieved since 7-6 victory over Troy on Feb. 28, 2010.

97 YEARS AND COUNTING

The 2019 season will mark the 97th season of Razorback Baseball and 17th with head coach Dave Van Horn. Since Van Horn took over, the Hogs have reached the College World Series five times, including three times in the last seven years.

ARKANSAS LEADS NATION IN PRESEASON GOLDEN SPIKES WATCH

Sophomores Heston Kjerstad and Casey Martin, as well as junior reliever Matt Cronin were named among 55 players on the 2019 USA Baseball Golden Spikes Award watch list this week, an award presented to the top amateur player in the country. Arkansas led all schools on the preseason watch list with three selections, while Auburn, Baylor, Elon, Florida, Florida State, NC State, Oregon State, Stanford and UCLA each boast a pair of athletes represented as well.

PRESEASON ALL-SEC FIRST TEAM LITTERED WITH HOGS

Arkansas' quartet of Casey Martin, Heston Kjerstad, Matt Cronin and Dominic Fletcher were all selected by the league coaches to the Preseason All-SEC First Team. The four first team selections are the most of any team in the league and it ties with Ole Miss and Georgia for the most selections combined on either Preseason All-SEC team. Fletcher and Kjerstad make up two of the three outfield positions, while Martin is considered the top shortstop in the league and Cronin is considered the top reliever by the 14 head coaches.

ARKANSAS EARNS TOP 25 PRESEASON RANKINGS IN ALL NATIONAL POLLS

Coming off a national runner-up finish at the 2018 College World Series, Arkansas will begin the 2019 season ranked in the top 25 of all the major national polls. The Hogs highest preseason placement comes in the USA Today/ESPN Coaches' Poll which has them at No. 12 in the nation. Arkansas is also within the top-15 in the Perfect Game poll (No. 13) and the NCBWA poll (No. 15).

BRINGING THE NOISE

For the 14th straight year, Arkansas placed in the top five in the nation in total and average attendance after the 2017 season. With 8,857 fans per game in 36 home games, the Razorbacks continued to draw the fans, finishing third in average attendance. A total of 318,856 fans visited Baum Stadium during the 2018 season, also good for third in the country.

A LOOK AT THE SCHEDULE

Arkansas' 2019 schedule is expected to be another tough slate. The Razorbacks are set to face nine teams that reached the NCAA Tournament in 2018 a total of 22 times (39.2 percent of games). Arkansas will host 20 of its 26 nonconference games including 11-consecutive from Feb. 27-March 13.

MOVE TO SHORT

Sophomore Casey Martin spent all of 2018 at third base and put up record-breaking numbers en route to freshman All-America, SEC All-Tournament and All-SEC nods. But with the Texas Rangers selecting Jax Biggers in last summer's draft, Martin will have the chance to move back to his natural position of shortstop for the 2019 season. Martin led the team with a .345 average last year, including 87 hits, 14 doubles, 13 home runs and 49 RBIs. He's been named the top shortstop in the nation by D1Baseball.com.

DVH INTO ARKANSAS SPORTS HALL OF FAME

Head coach Dave Van Horn became the newest member of the Arkansas Sports Hall of Fame last month, joining fellow Razorbacks Norm DeBrynn Kevin McReynolds, Melvin McGaha, Tom Pagnozzi and Cliff Lee. It's the fourth hall of fame induction for the Hog coach, including the Winnetonka HS, Central Missouri and Ban Johnson Hall of Fames.

KJERSTAD AND MARTIN HOPE TO BUILD ON ALL-AMERICAN FRESHMAN SEASONS

In 2018, Arkansas was able to tout that it had not only one, but two of the top freshmen in the country in Heston Kjerstad and Casey Martin. In their first years, the duo combined to hit .339 with 27 home runs and 107 RBIs. Both players broke or tied the previous Arkansas freshman records for hits, home runs and total bases and both ranked in top-10 in the SEC in each of those categories, including slugging percentage and on-base percentage. Kjerstad is now the Arkansas freshman record holder for home runs (14) and total bases (145), while him and Martin together hold the freshman record for hits (87). The home run record was previously set in 2009, while the hits record stood since 2011. The total bases record was last set by Danny Hamblin, who had 122 total bases in 2004.

YOUR REIGNING SEC FRESHMAN OF THE YEAR...

For the second time in four seasons, Arkansas had a player take home one of the SEC's major end-of-year awards as Heston Kjerstad was named the SEC Freshman of the Year, becoming the first player in program history to earn the honor. He's also the third Razorback to win a major conference award, joining Andrew Benintendi (Player of the Year, 2015) and Nick Schmidt (Pitcher of the Year, 2006). In addition to being named the league's top freshman, Kjerstad was also named to the All-SEC Second Team and SEC All-Freshman team. Kjerstad went on to be named a freshman All-American by Collegiate Baseball, the NCBWA and D1 Baseball after hitting .332 with a team-leading 14 home runs and 58 RBIs.

RAZORBACKS TIE SCHOOL RECORD WITH 11 MLB DRAFT PICKS IN 2018

For the 44th-consecutive year, Arkansas had at least one player selected in the MLB Draft. Arkansas tied its school record with 11 draftees in the 2018 MLB Draft, five who went in the first 10 rounds. Right-hander Blaine Knight led all Razorbacks after being selected in the third round by the Baltimore Orioles, becoming the 14th Razorback taken in the draft's first three rounds since 2010 and the fifth pitcher since 2013. Eric Cole (4th round, Kansas City), Grant Koch (5th round, Pittsburgh), Jax Biggers (8th round, Texas), Carson Shaddy (10th round, Washington), Kacey Murphy (11th round, Detroit), Evan Lee (15th round, Washington), Barrett Loseke (17th round, NY Yankees), Jake Reindl (17th round, Chicago Cubs), Isaiah Campbell (24th round, LA Angels) and Zack Plunkett (37th round, Arizona) all followed, giving Arkansas its first draft with 10 or more draft picks since 2013.

FLETCHER AND CRONIN COMPETE WITH TEAM USA

After Arkansas' run to the College World Series finals, outfielder Dominic Fletcher and pitcher Matt Cronin spent the summer playing for the USA Baseball Collegiate National Team, becoming the 15th and 16th Razorbacks to don the Red, White and Blue. Both players were able to make tours throughout the east coast as well as a five-game series in Havana, Cuba as part of the 7th Annual USA vs. Cuba International Friendship Series. Fletcher appeared in 10 games, tallying six hits and two RBIs, while Cronin made four appearances, notching one win and one save.

**Baseball America**

Week 9

1. UCLA	23-6
2. Stanford	20-5
3. Georgia	27-6
4. NC State	29-4
5. Mississippi St.	27-6
6. Vanderbilt	24-8
7. Oregon St.	23-6-1
8. Arkansas	24-8
9. Texas	21-13
10. ECU	24-7
11. Texas Tech	21-9
12. LSU	23-10
13. Arizona St.	26-4
14. Texas A&M	25-8-1
15. Ole Miss	23-10
16. UC Irvine	21-5
17. Clemson	24-8
18. Georgia Tech	22-10
19. UC Santa Barbara	23-5
20. Louisville	24-8
21. North Carolina	23-9
22. Auburn	23-9
23. TCU	20-10
24. Michigan	22-8
25. Baylor	22-8

D1Baseball

Week 9

1. UCLA	23-6
2. Georgia	27-6
3. NC State	29-4
4. Oregon St.	23-6-1
5. Stanford	20-5
6. Mississippi St.	27-6
7. Vanderbilt	24-8
8. ECU	24-7
9. LSU	23-10
10. Texas A&M	25-8-1
11. Ole Miss	23-10
12. Arkansas	24-8
13. Arizona St.	26-4
14. Texas	21-13
15. Texas Tech	21-9
16. Clemson	24-8
17. Georgia Tech	22-10
18. UC Irvine	21-5
19. TCU	20-10
20. Louisville	24-8
21. North Carolina	23-9
22. Auburn	23-9
23. UC Santa Barbara	23-5
24. Baylor	22-8
25. Coastal Carolina	22-11-1

Perfect Game

Week 9

1. UCLA	23-6
2. Georgia	27-6
3. Oregon St.	23-6-1
4. NC State	29-4
5. Mississippi St.	27-6
6. Stanford	20-5
7. Vanderbilt	24-8
8. LSU	23-10
9. ECU	24-7
10. Ole Miss	23-10
11. Arkansas	24-8
12. Texas Tech	21-9
13. Texas A&M	25-8-1
14. Texas	21-13
15. UC Irvine	21-5
16. UC Santa Barbara	23-5
17. Arizona St.	26-4
18. Auburn	23-9
19. Clemson	24-8
20. Georgia Tech	21-10
21. North Carolina	23-9
22. Louisville	24-8
23. TCU	20-10
24. Coastal Carolina	22-11-1
25. UConn	19-12

USA Today/ESPN

Week 9

1. UCLA	23-9
2. Georgia	27-6
3. Oregon St.	23-6-1
4. NC State	29-4
5. Stanford	20-5
6. Mississippi St.	27-6
7. Vanderbilt	24-8
8. LSU	23-10
9. Arizona St.	26-4
10. Arkansas	24-8
11. ECU	24-7
12. Texas A&M	25-8-1
13. Texas Tech	21-9
14. Louisville	24-8
15. Ole Miss	23-10
16. Clemson	24-8
17. Texas	21-13
18. North Carolina	23-9
19. Auburn	23-9
20. UC Irvine	21-5
21. UC Santa Barbara	23-5
22. Georgia Tech	22-10
23. TCU	20-10
24. Baylor	22-8
25. Coastal Carolina	22-11-1

Collegiate Baseball

Week 9

1. UCLA	23-6
2. NC State	29-4
3. Stanford	20-5
4. Georgia	27-6
5. Oregon St.	23-6-1
6. Vanderbilt	24-8
7. Arkansas	24-8
8. LSU	23-10
9. Arizona St.	26-4
10. Mississippi St.	27-6
11. ECU	24-7
12. Texas A&M	25-8-1
13. Clemson	24-8
14. UC Santa Barbara	23-5
15. UC Irvine	21-5
16. Ole Miss	23-10
17. Baylor	22-8
18. Georgia Tech	22-10
19. Texas Tech	21-9
20. Louisville	24-8
21. North Carolina	23-9
22. TCU	20-10
23. Auburn	23-9
24. FAU	23-9
25. Coastal Carolina	22-11-1
26. Texas	21-13
27. Michigan	22-8
28. Central Michigan	23-8
29. Sam Houston St.	20-9
30. Southern Miss	20-9

NCBWA

Week 9

1. UCLA	23-6
2. Oregon St.	23-6-1
3. Georgia	27-6
4. Stanford	20-5
5. Mississippi St.	27-6
NC State	29-4
7. Vanderbilt	24-8
8. LSU	23-10
9. Arkansas	24-8
10. ECU	24-7
11. Texas Tech	21-9
12. Texas A&M	25-8-1
Louisville	24-8
14. Arizona St.	26-4
15. Ole Miss	23-10
16. UC Irvine	21-5
17. Clemson	24-8
18. Texas	21-13
19. North Carolina	23-9
20. UC Santa Barbara	23-5
21. TCU	20-10
22. Auburn	23-9
23. Baylor	22-8
24. Georgia Tech	22-10
25. Michigan	22-8
26. Coastal Carolina	22-11-1
27. Florida Atlantic	23-9
28. Florida	21-13
29. Tennessee	23-10
30. Southern Miss	20-9

Arkansas Week-By-Week in the Polls

	BA	D1	PG	USA TODAY	CB	NCBWA
Preseason	18	16	13	12	25	15
Week 2	17	16	13	--	23	13
Week 3	17	16	13	--	22	13
Week 4	16	15	12	10	16	14
Week 5	16	14	11	10	17	13
Week 6	15	11	10	9	10	8
Week 7	10	8	8	8	9	8
Week 8	12	14	17	9	8	10
Week 9	8	12	11	10	7	9
Week 10	--	--	--	--	--	--
Week 11	--	--	--	--	--	--
Week 12	--	--	--	--	--	--
Week 13	--	--	--	--	--	--
Week 14	--	--	--	--	--	--
Week 15	--	--	--	--	--	--
Week 16	--	--	--	--	--	--
Final	--	--	--	--	--	--

BA - Baseball America

ESPN - USA Today/ESPN

CB - Collegiate Baseball

NCBWA - National Collegiate Baseball Writers Association

PG - Perfect Game

D1 - D1Baseball.com



PERSONAL

Born: Sept. 17, 1960
 Hometown: Kansas City, Mo.
 Alma Mater: Arkansas (1988)
 Masters of Science: East Texas State Univ. (1992)
 Wife: Karen
 Children: Hollan, Mariel
 Named Head Coach at Arkansas: June 21, 2002

PLAYING HISTORY

1982-1984 Atlanta Braves Organization
 1982 MLB Draft: 10th Rd (Braves)
 1982 Arkansas
 1980-1981 McLennan (Texas) CC

COACHING HONORS

2004 SEC Coach of the Year
 2001 Baseball America National Coach of the Year
 2001 BIG 12 Coach of the Year
 2001 ABCA Midwest Region Coach of the Year
 2000 ABCA Midwest Region Coach of the Year
 1997 Southland Coach of the Year
 1995 Southland Coach of the Year
 1994 NCAA Division II Coach of the Year
 1994 ABCA Central Region Coach of the Year

HALL OF FAME

2019 Inducted into Arkansas Sports Hall of Fame
 2013 Inducted into Winnetonka HS HOF
 2012 Inducted into Ban Johnson League HOF
 2001 Inducted into Central Missouri State HOF

After 16 years as head coach of the Razorback Baseball program, Dave Van Horn has continued to elevate Arkansas into one of the nation's premier teams year in and year out. Over his 16 seasons as head Hog, Van Horn has led Arkansas to five College World Series appearances, 15 NCAA Tournament berths, one Southeastern Conference overall title, four SEC Western Division championships and a total of 643 wins, averaging more than 40 wins a season.

Ever since returning to his alma mater in 2003 to take over for retiring SEC legend Norm DeBriyn, Van Horn has continued to successfully field nationally competitive teams, while also grooming numerous All-Americans, all-conference and future Major League players.

Under his guidance, 24 Razorbacks have been named All-Americans, 33 as All-SEC players, and 101 have been picked in the MLB Draft. Those draft picks are the third-most among all active head coaches in the SEC.

Van Horn is the second-winningest coach in Arkansas history with 643 wins entering the 2019 season. Earlier this year, with a win at San Diego State, Van Horn became only the second active head coach in the SEC with 600 or more wins at their current school.

Including his years at Nebraska, Northwestern State and Central Missouri State, Van Horn has racked up 1,014 wins at four-year institutions, which is 15th-most among all active coaches. He is also one of 10 active coaches with 1,000 or more wins at four-year schools.

DVH AGAINST 2019 OPPONENTS				
	W/L	Home	Away	Neutral
Alabama	32-24	17-7	13-14	2-3
Auburn	30-21	15-9	15-12	1-0
Charlotte	2-2	1-0	0-1	1-1
Eastern Illinois	16-1	16-1	--	--
Grambling State	6-0	5-0	--	1-0
Kentucky	22-11	13-5	9-6	--
Louisiana Tech	17-4	8-2	5-3	4-0
LSU	18-39	9-5	8-16	1-8
Memphis	9-1	2-0	5-0	2-1
Mississippi State	25-27	13-11	10-14	2-2
Missouri	12-3	7-2	5-1	--
Missouri State	19-9	11-7	8-2	--
Northwestern State	4-1	4-1	--	--
Ole Miss	23-36	10-17	9-15	4-4
Oral Roberts	16-6	10-3	5-3	1-0
Southern Cal	4-2	2-1	2-1	--
Tennessee	21-13	8-5	10-7	2-1
Texas	6-4	2-0	2-3	2-1
Texas A&M	14-9	8-4	5-5	1-0
Vanderbilt	18-20	12-8	6-8	0-4
Western Illinois	9-1	9-1	--	--

VAN HORN'S CAREER NUMBERS

Year	School	Record	Pct.	Conf.	Place	Tourn.	NCAA
1989	Texarkana CC	39-18	.684	NA	NA	NA	--
1990	Texarkana CC	44-14	.759	NA	NA	NA	--
1991	Texarkana CC	45-12	.789	NA	NA	NA	--
1992	Texarkana CC	48-10	.827	NA	1st	NA	--
1993	Texarkana CC	38-18	.678	NA	NA	NA	--
	<i>Totals</i>	<i>214-72</i>	<i>.748</i>	--	--	--	--
1994	Central Missouri State	51-11	.823	15-1	1st (Div.)	1st (4-1)	NCAA DII Champs
	<i>Totals</i>	<i>51-11</i>	<i>.823</i>	<i>15-1</i>	--	<i>1 (4-1)</i>	--
1995	Northwestern State	37-15	.711	19-5	1st	DNP (0-2)	--
1996	Northwestern State	34-27	.557	14-16	2nd (Div.)	2nd (3-2)	--
1997	Northwestern State	35-23	.603	19-9	1st	DNP (0-2)	--
	<i>Totals</i>	<i>106-65</i>	<i>.620</i>	<i>52-30</i>	--	<i>3 (3-6)</i>	--
1998	Nebraska	24-20	.545	10-13	7th	DNQ	DNQ
1999	Nebraska	42-18	.700	16-9	5th	1st (4-0)	NCAA (1-2)
2000	Nebraska	51-17	.750	21-9	2nd	1st (5-1)	NCAA (4-2)
2001	Nebraska	50-16	.758	20-8	1st	1st (4-0)	CWS (5-2)
2002	Nebraska	47-21	.691	16-11	2nd	2nd (3-1)	CWS (5-3)
	<i>Totals</i>	<i>214-92</i>	<i>.699</i>	<i>67-39</i>	--	<i>4 (16-2)</i>	<i>4 (15-9)</i>
2003	Arkansas	35-22	.612	14-16	6th West	T-7th (0-2)	NCAA (1-2)
2004	Arkansas	45-24	.652	19-11	T-1st Overall	4th (2-2)	CWS (6-3)
2005	Arkansas	39-22	.636	13-17	T-5th West	T-7th (0-2)	NCAA (2-2)
2006	Arkansas	39-21	.650	18-12	2nd West	T-7th (0-2)	NCAA (1-2)
2007	Arkansas	43-21	.672	18-12	1st West	2nd (3-1)	NCAA (2-2)
2008	Arkansas	34-24	.586	14-15	4th West	DNQ	NCAA (0-2)
2009	Arkansas	41-24	.631	14-15	4th West	4th (2-2)	CWS (7-2)
2010	Arkansas	43-21	.672	18-12	2nd West	T-7th (0-2)	NCAA (3-3)
2011	Arkansas	40-22	.645	15-15	1st West	T-3rd (2-2)	NCAA (2-2)
2012	Arkansas	46-22	.676	16-14	T-2nd West	T-9th (0-2)	CWS (7-3)
2013	Arkansas	39-22	.639	18-11	2nd West	T-3rd (2-1)	NCAA (2-2)
2014	Arkansas	40-25	.615	16-14	4th West	T-3rd (3-2)	NCAA (2-2)
2015	Arkansas	40-25	.615	17-12	3rd West	T-5th (2-2)	CWS (5-3)
2016	Arkansas	26-29	.473	7-23	7th West	DNQ	DNQ
2017	Arkansas	45-19	.703	18-11	2nd West	2nd (3-2)	NCAA (3-2)
2018	Arkansas	48-21	.696	18-12	T-1st West	T-3rd (2-1)	CWS Runner-Up (9-3)
2019	Arkansas	25-8	.758	8-4	--	--	--
	<i>Totals</i>	<i>668-372</i>	<i>.642</i>	<i>261-226</i>	--	<i>14 (21-25)</i>	<i>15 (52-35)</i>
<i>CAREER TOTALS</i>		<i>1,253-612</i>	<i>.672</i>	<i>395-296</i>	--	<i>44-34 (.564)</i>	<i>67-44 (.604)</i>



NUMERICAL ROSTER ||

No.	Player	Pos.	B/T	Yr.	Ht.	Wt.	Hometown/Previous School
3	Zack Gregory	INF	L/R	Fr	5-10	175	Keller, Texas / Timber Creek HS
4	Trevor Ezell	INF	S/R	R-Sr	5-8	200	Bryant, Ark. / Bryant HS/ Southeast Missouri State
5	Jacob Nesbit	INF	R/R	R-Fr	6-0	170	Coppell, Texas / Coppell HS
7	Jack Kenley	INF	L/R	Jr	6-0	180	Germantown, Tenn. / Houston HS
8	Jordan McFarland	INF/OF	R/R	Jr	6-3	210	Waterloo, Ill. / Waterloo HS
10	Matt Goodheart	INF/OF	L/R	So	6-1	180	Magnolia, Ark. / San Jacinto CC
12	Casey Opitz	C	S/R	So	5-11	175	Centennial, Colo. / Heritage HS
13	Connor Noland	RHP	R/R	Fr	6-2	215	Greenwood, Ark. / Greenwood HS
14	Caleb Denny	INF	L/R	Fr	6-2	180	Owasso, Okla. / Owasso HS
15	Casey Martin	INF	R/R	So	5-11	175	Lonoke, Ark. / Lonoke HS
16	Andrew Stanley	C	R/R	Fr	5-9	180	Searcy, Ark. / Searcy HS/IMG Academy
17	Trey Harris	OF	R/R	Fr	5-10	165	Little Rock, Ark. / Little Rock Christian Academy
18	Heston Kjerstad	OF	L/R	So	6-3	200	Amarillo, Texas / Randall HS
19	Coby Boulware	INF	R/R	So	5-9	170	Anthem, Ariz. / TCU / Boulder Creek HS
20	Elijah Trest	RHP	L/R	Fr	6-3	205	White Oak, Texas / White Oak HS
21	Jacob Burton	RHP	R/R	Fr	6-0	195	Diana, Texas / New Diana HS
22	Curtis Washington, Jr.	OF/INF	R/R	Fr	6-2	175	West Memphis, Ark. / Academies of West Memphis HS
24	Dominic Fletcher	OF	L/L	Jr	5-9	175	Cypress, Calif. / Cypress HS
25	Christian Franklin	OF	R/R	Fr	5-11	180	Overland Park, Kan. / Rockhurst HS
26	Travis Hester	RHP	R/R	Fr	6-2	195	College Station, Texas / College Station HS
27	Dillon Lifrieri	OF/INF	R/R	Fr	6-0	190	Wilton, CT. / Wilton HS
28	Kole Ramage	RHP	R/R	So	6-1	195	Southlake, Texas / Southlake Carroll HS
29	Marshall Denton	RHP	R/R	R-So	5-11	165	Beebe, Ark. / Beebe HS
31	Caleb Bolden	RHP	R/R	So	6-2	185	Texarkana, Texas / Pleasant Grove HS
32	Matt Cronin	LHP	L/L	Jr	6-2	210	Navarre, Fla. / Navarre HS
33	Patrick Wicklander	LHP	R/L	Fr	6-1	180	San Jose, Calif. / Valley Christian HS
34	Steven Sanchez	LHP	L/L	Fr	6-7	250	Mundelein, Ill. / Mundelein HS
35	Jacob Kostyshock	RHP	R/R	Jr	6-4	175	O'Fallon, Mo. / Francis Howell HS
37	Caden Monke	LHP	L/L	Fr	6-3	160	Mt. Olive, Ill. / Mt. Olive HS
39	Evan Taylor	LHP	L/L	Fr	6-4	235	Florence, Ala. / Florence HS
44	Collin Taylor	RHP	R/R	R-So	5-11	220	Florence, Ala. / Florence HS / Walters State CC
45	Kevin Kopps	RHP	R/R	R-Jr	6-0	200	Sugar Land, Texas / George Ranch HS
46	Carter Sells	RHP	R/R	Fr	6-0	190	Brentwood, Tenn. / Ravenwood HS
48	Zack Plunkett	C	R/R	R-Sr	6-2	230	Hurst, Texas / TCU / L.D. Bell HS
49	Liam Henry	LHP	L/L	Fr	6-2	175	Kansas City, Mo. / Park Hill HS
54	Will Barker	RHP	R/R	Fr.	6-2	180	Sherwood, AR / Pulaski Academy
55	Isaiah Campbell	RHP	R/R	R-Jr	6-4	235	Olathe, Kan. / Olathe South HS
57	Cody Scroggins	RHP	R/R	R-Jr	6-0	185	Bentonville, Ark. / Bentonville HS
88	Zebulon Vermillion	RHP	L/R	So	6-4	215	Prairie Village, Kan. / Shawnee Mission East HS

Coaches and Support Staff

Head Coach:	2 Dave Van Horn, 17th Season (Arkansas, 1988)
Assistant Coach:	30 Nate Thompson, 2nd Season (Dallas-Baptist, 2006)
Assistant Coach:	47 Matt Hobbs, 1st Season (Missouri, 2002)
Volunteer Assistant Coach:	9 Taylor Smart, 1st Season (Tennessee, 2017)
Student Assistants:	11 Harrison Heffley, 2nd Season; 6 Jared Gates, 1st Season
Director of Operations:	Clay Goodwin, 12th Season (Arkansas, 2005)
Athletic Trainer:	Corey Wood (East Carolina, 2008)
Strength & Conditioning	Blaine Kinsley (Lenoir-Rhyne, 2010)
Director of Video and Scouting	Zach Barr (Arkansas, 2017)
Managers:	Sean O'Neil, Cale Petrie, Hayden Sutton, Chandler Tolbert, Doug Willey, Phil Cebuhar

Pronunciation Guide

Trevor Ezell	EE-zell
Jacob Nesbit	NEZ-bit
Casey Opitz	Opitts
Heston Kjerstad	KERR-stad
Dillon Lifrieri	LIF-fury
Kole Ramage	RAM-midge
Jacob Kostyshock	Cost-EE-shock
Caden Monke	Monk



2019 Arkansas Baseball Overall Statistics for Arkansas (as of Apr 09, 2019) (All games Sorted by Batting avg)



Record: 25-8 Home: 17-4 Away: 8-4 SEC: 8-4

Player	avg	gp-gs	ab	r	h	2b	3b	hr	rbi	tb	slg%	bb	hp	so	gdp	ob%	sf	sh	sb-att	po	a	e	fld%
10 Matt Goodheart	.372	28-21	86	11	32	7	0	1	19	42	.488	12	1	18	1	.455	0	1	4-6	4	0	0	1.000
24 Dominic Fletcher	.321	33-33	131	31	42	17	0	4	24	71	.542	18	1	23	0	.399	3	0	1-2	92	0	0	1.000
18 Heston Kjerstad	.312	33-33	141	28	44	4	1	9	27	77	.546	9	8	34	2	.386	0	0	3-3	51	2	1	.981
4 Trevor Ezell	.298	33-33	121	31	36	8	1	5	23	61	.504	26	1	26	2	.420	2	5	9-10	251	19	2	.993
25 Christian Franklin	.297	32-29	101	21	30	3	1	4	27	47	.465	11	2	27	5	.374	1	3	7-8	53	2	3	.948
7 Jack Kenley	.295	33-32	112	30	33	3	2	6	25	58	.518	24	4	28	1	.427	3	1	6-8	41	100	3	.979
5 Jacob Nesbit	.286	33-32	112	18	32	4	0	1	24	39	.348	15	1	28	1	.361	5	4	5-7	14	41	3	.948
15 Casey Martin	.269	33-33	145	32	39	14	2	6	25	75	.517	14	3	39	0	.346	0	3	8-10	47	74	12	.910

22 Curtis Washington	.500	14-2	14	7	7	1	1	0	2	10	.714	5	0	6	0	.632	0	1	1-1	8	2	2	.833
17 Trey Harris	.276	12-8	29	4	8	3	0	0	5	11	.379	2	2	4	0	.364	0	1	0-0	0	0	0	.000
48 Zack Plunkett	.231	15-11	26	7	6	1	0	1	5	10	.385	11	4	11	0	.488	2	1	0-0	78	7	2	.977
12 Casey Opitz	.203	29-22	79	17	16	2	0	0	12	18	.228	24	2	18	6	.393	2	1	5-5	230	22	2	.992
8 Jordan McFarland	.125	13-8	32	4	4	0	0	0	5	4	.125	3	1	13	0	.211	2	0	1-1	15	0	0	1.000
Totals	.291	33	1129	241	329	67	8	37	223	523	.463	174	30	275	18	.394	20	21	50-61	899	307	36	.971
Opponents	.222	33	1115	145	248	42	1	21	134	355	.318	129	33	320	16	.318	11	12	18-30	861	275	40	.966

LOB - Team (274), Opp (256). DPs turned - Team (20), Opp (22). CI - Team (0), Opp (2). IBB - Team (6), C. Martin 2, D. Fletcher 1, C. Opitz 1, H. Kjerstad 1, M. Goodheart 1, Opp (2). Picked off - M. Goodheart 1, D. Fletcher 1, C. Opitz 1, T. Ezell 1.

(All games Sorted by Earned run avg)

Player	era	w-l	app	gs	cg	sho	sv	ip	h	r	er	bb	so	2b	3b	hr	b/avg	wp	hp	bk	sfa	sha
55 Isaiah Campbell	2.29	6-0	8	8	0	0/1	0	51.0	39	16	13	10	59	6	0	0	.211	1	1	0	0	2
28 Kole Ramage	3.27	6-1	14	0	0	0/1	0	33.0	29	18	12	11	25	4	0	3	.238	3	2	0	1	2
33 Patrick Wicklander	3.82	3-1	13	7	0	0/2	0	33.0	21	17	14	20	48	6	0	2	.186	2	5	0	1	4
13 Connor Noland	4.59	0-1	9	8	0	0/0	0	33.1	35	20	17	9	22	5	0	5	.257	2	2	0	1	1

32 Matt Cronin	0.63	1-0	12	0	0	0/2	7	14.1	5	1	1	8	24	0	0	1	.106	1	0	0	0	0
35 Jacob Kostyshock	1.96	1-1	9	1	0	0/2	1	18.1	13	6	4	6	16	1	0	1	.191	1	2	0	1	0
88 Zebulon Vermillion	2.95	3-0	14	0	0	0/1	1	18.1	18	7	6	5	17	6	0	0	.261	1	3	0	2	1
57 Cody Scroggins	3.13	2-0	9	6	0	0/2	0	31.2	24	12	11	17	41	4	0	2	.205	2	5	1	2	0
45 Kevin Kopps	3.38	2-3	15	0	0	0/2	0	18.2	16	7	7	5	23	3	0	1	.229	1	1	0	0	1
29 Marshall Denton	4.30	1-0	12	3	0	0/0	0	14.2	18	9	7	1	12	3	1	2	.286	2	2	1	0	0
49 Liam Henry	4.76	0-0	6	0	0	0/0	0	5.2	4	3	3	3	3	0	0	1	.200	2	1	0	1	0
39 Evan Taylor	6.43	0-0	8	0	0	0/1	0	7.0	3	5	5	9	13	0	0	0	.136	3	1	0	0	1
21 Jacob Burton	6.75	0-0	7	0	0	0/0	0	5.1	8	6	4	3	4	3	0	2	.333	1	2	0	0	0
20 Elijah Trest	7.56	0-1	8	0	0	0/1	0	8.1	9	7	7	9	7	0	0	0	.281	0	3	0	1	0
44 Collin Taylor	10.12	0-0	4	0	0	0/0	0	2.2	3	3	3	3	1	0	0	1	.300	2	0	0	1	0
46 Carter Sells	10.80	0-0	2	0	0	0/0	0	1.2	0	2	2	5	1	0	0	0	.000	0	0	0	0	0
37 Caden Monke	20.25	0-0	5	0	0	0/0	0	2.2	3	6	6	5	4	1	0	0	.250	1	3	0	0	0
Totals	3.66	25-8	33	33	0	4/4	9	299.2	248	145	122	129	320	42	1	21	.222	25	33	2	11	12
Opponents	6.80	8-25	33	33	1	1/1	6	287.0	329	241	217	174	275	67	8	37	.291	31	30	8	20	21

PB - Team (2), C. Opitz 1, Z. Plunkett 1, Opp (1). Pickoffs - Team (2), C. Opitz 2, Opp (4). SBA/ATT - C. Opitz (14-25), I. Campbell (2-7), Z. Plunkett (4-5), C. Scroggins (2-4), P Wicklander (1-3), Z Vermillion (3-3), K. Ramage (2-3), M. Cronin (2-2), C. Noland (2-2), M. Denton (2-2), E. Trest (1-2), K. Kopps (0-1), J Kostyshock (1-1).



2019 Arkansas Baseball
Conference statistics for Arkansas (as of Apr 06, 2019)
(SEC games only Sorted by Batting avg)



Record: 8-4 Home: 4-2 Away: 4-2 SEC: 8-4

Player	avg	gp-gs	ab	r	h	2b	3b	hr	rbi	tb	slg%	bb	hp	so	gdp	ob%	sf	sh	sb-att	po	a	e	fld%
10 Matt Goodheart	.462	11-10	39	5	18	6	0	0	7	24	.615	7	1	5	1	.553	0	0	2-3	0	0	0	.000
24 Dominic Fletcher	.353	12-12	51	9	18	6	0	2	10	30	.588	3	0	9	0	.389	0	0	0-0	46	0	0	1.000
18 Heston Kjerstad	.275	12-12	51	9	14	1	0	3	9	24	.471	0	4	16	2	.327	0	0	1-1	17	0	0	1.000
25 Christian Franklin	.233	12-12	43	7	10	0	0	1	6	13	.302	2	1	15	0	.277	1	2	1-1	31	1	1	.970
5 Jacob Nesbit	.233	12-12	43	4	10	2	0	1	7	15	.349	5	0	12	0	.300	2	0	2-3	4	15	2	.905
15 Casey Martin	.226	12-12	53	9	12	2	2	2	4	24	.453	4	1	18	0	.293	0	0	3-3	19	24	5	.896
4 Trevor Ezell	.205	12-12	44	9	9	4	0	2	9	19	.432	10	0	12	1	.345	1	1	0-1	109	5	0	1.000
7 Jack Kenley	.186	12-12	43	6	8	1	0	2	5	15	.349	7	0	15	1	.294	1	1	2-4	13	41	1	.982
12 Casey Opitz	.154	12-11	39	4	6	0	0	0	2	6	.154	8	1	10	3	.313	0	1	0-0	92	13	1	.991

17 Trey Harris	.167	2-2	6	0	1	1	0	0	0	2	.333	0	0	1	0	.167	0	0	0-0	0	0	0	.000
48 Zack Plunkett	.000	3-1	2	1	0	0	0	0	0	0	.000	2	1	2	0	.600	0	0	0-0	2	2	0	1.000
22 Curtis Washington	.000	2-0	0	1	0	0	0	0	0	0	.000	0	0	0	0	.000	0	0	0-0	0	1	0	1.000
Totals	.256	12	414	64	106	23	2	13	59	172	.415	48	9	115	8	.342	5	5	11-16	336	118	11	.976
Opponents	.227	12	415	49	94	18	0	7	46	133	.320	55	9	98	4	.327	4	5	10-17	331	112	11	.976

LOB - Team (87), Opp (103). DPs turned - Team (4), Opp (8). CI - Team (0), Opp (1). IBB - Team (2), M. Goodheart 1, D. Fletcher 1, Opp (2). Picked off - D. Fletcher 1, C. Opitz 1.

(SEC games only Sorted by Earned run avg)

Player	era	w-l	app	gs	cg	sho	sv	ip	h	r	er	bb	so	2b	3b	hr	b/avg	wp	hp	bk	sfa	sha
55 Isaiah Campbell	1.63	3-0	4	4	0	0/1	0	27.2	18	5	5	7	26	2	0	0	.184	1	1	0	0	1
57 Cody Scroggins	2.04	1-0	5	3	0	0/1	0	17.2	14	5	4	12	15	3	0	1	.212	2	2	0	1	0
28 Kole Ramage	3.77	1-0	4	0	0	0/0	0	14.1	11	8	6	5	7	3	0	1	.220	2	2	0	1	2
13 Connor Noland	5.17	0-1	4	4	0	0/0	0	15.2	19	9	9	4	9	3	0	3	.292	1	0	0	0	0

20 Elijah Trest	0.00	0-0	2	0	0	0/0	0	2.2	1	0	0	1	1	0	0	0	.125	0	2	0	0	0
29 Marshall Denton	0.00	0-0	2	0	0	0/0	0	1.1	1	0	0	0	1	1	0	0	.200	1	0	0	0	0
49 Liam Henry	0.00	0-0	1	0	0	0/0	0	1.0	0	0	0	1	0	0	0	0	.000	1	0	0	0	0
32 Matt Cronin	1.42	0-0	5	0	0	0/1	3	6.1	2	1	1	4	12	0	0	1	.095	1	0	0	0	0
35 Jacob Kostyshock	3.38	1-0	4	0	0	0/1	0	5.1	4	2	2	4	5	0	0	1	.190	1	1	0	0	0
88 Zebulon Vermillion	6.00	0-0	4	0	0	0/1	1	6.0	10	4	4	2	6	2	0	0	.400	0	0	0	1	0
45 Kevin Kopps	7.71	1-3	7	0	0	0/0	0	7.0	8	6	6	2	9	3	0	0	.286	1	0	0	0	1
33 Patrick Wicklander	8.44	1-0	3	1	0	0/1	0	5.1	4	5	5	8	6	1	0	0	.211	1	1	0	0	1
44 Collin Taylor	9.00	0-0	1	0	0	0/0	0	1.0	1	1	1	1	0	0	0	0	.333	1	0	0	1	0
39 Evan Taylor	40.50	0-0	2	0	0	0/0	0	0.2	1	3	3	4	1	0	0	0	.333	1	0	0	0	0
Totals	3.70	8-4	12	12	0	2/2	4	112.0	94	49	46	55	98	18	0	7	.227	14	9	0	4	5
Opponents	4.73	4-8	12	12	1	1/1	3	110.1	106	64	58	48	115	23	2	13	.256	8	9	0	5	5

PB - Team (1), C. Opitz 1. Pickoffs - Team (2), C. Opitz 2, Opp (2). SBA/ATT - C. Opitz (10-17), C. Scroggins (2-4), I. Campbell (0-3), Z Vermillion (3-3), M. Cronin (2-2), E. Trest (1-2), K. Ramage (1-2), M. Denton (1-1).



2019 Arkansas Baseball Games Summary for Arkansas (as of Apr 10, 2019) (All games)



Score by innings	1	2	3	4	5	6	7	8	9	EX	Total
Arkansas	17	40	22	35	42	22	28	20	9	6	241
Opponents	9	8	10	18	20	25	12	20	18	5	145

Record when ...

Overall	25-8	After 6 leading	23-0
Conference	8-4 trailing	0-5
Non-Conference	17-4 tied	2-3
Home games	17-4	After 7 leading	24-0
Away games	8-4 trailing	1-5
Neutral site	0-0 tied	0-3
Day games	14-5	After 8 leading	22-0
Night games	11-3 trailing	0-7
vs Left starter	10-3 tied	2-1
vs Right starter	15-5		
1-Run games	4-2	Hit 0 home runs	11-2
2-Run games	5-1	... 1 home run	5-4
5+Run games	14-4	... 2+ home runs	9-2
Extra innings	1-1		
Shutouts	4-1	Opponent 0 home runs	16-2
	 1 home run	7-3
Scoring 0-2 runs	1-1 2+ HRs	2-3
..... 3-5 runs	7-4		
..... 6-9 runs	7-3	Made 0 errors	10-2
..... 10+ runs	10-0 1 error	7-4
	 2+ errors	8-2
Opponent 0-2 runs	12-0		
..... 3-5 runs	8-1	Opp. made 0 errors	7-3
..... 6-9 runs	5-3 1 error	5-3
..... 10+ runs	0-4 2+ errors	13-2
Scored in 1st inning	11-0	Out-hit opponent	18-3
Opp. scored in 1st	3-2	Out-hit by opponent	5-5
Scores first	21-3	Hits are tied	2-0
Opp. scores first	4-5		

Record when team scores:

Runs	0	1	2	3	4	5	6	7	8	9	10+
W-L	0-1	0-0	1-0	3-2	3-1	1-1	1-1	0-2	4-0	2-0	10-0

Record when opponent scores:

Runs	0	1	2	3	4	5	6	7	8	9	10+
W-L	4-0	2-0	6-0	7-0	1-1	0-0	2-2	2-1	1-0	0-0	0-4

Record when leading after:

Inn.	1	2	3	4	5	6	7	8
W-L	11-0	16-4	18-4	18-5	21-5	23-0	24-0	22-0

Record when trailing after:

Inn.	1	2	3	4	5	6	7	8
W-L	2-2	2-3	3-4	3-2	1-3	0-5	1-5	0-7

Record when tied after:

Inn.	1	2	3	4	5	6	7	8
W-L	12-6	7-1	4-0	4-1	3-0	2-3	0-3	2-1

Current winning streak: 3

Longest winning streak: 7

Longest losing streak: 4

Home attendance : 156379 (19 dates avg = 8230)

Away attendance : 32890 (10 dates avg = 3289)

Total attendance: 189269 (29 dates avg = 6526)



2019 Arkansas Baseball
Miscellaneous Stats for Arkansas (as of Apr 10, 2019)
(All games)

Starting Lineup By Position
(Team W-L record when starter)

PITCHER:

55 Isaiah Campbell	8	(7-1)
13 Connor Noland	8	(4-4)
33 Patrick Wicklander	7	(6-1)
57 Cody Scroggins	6	(5-1)
29 Marshall Denton	3	(2-1)
35 Jacob Kostyshock	1	(1-0)

CATCHER:

12 Casey Opitz	22	(18-4)
48 Zack Plunkett	11	(7-4)

FIRST BASE:

4 Trevor Ezell	31	(23-8)
8 Jordan McFarland	2	(2-0)

SECOND BASE:

7 Jack Kenley	31	(23-8)
4 Trevor Ezell	2	(2-0)

THIRD BASE:

5 Jacob Nesbit	32	(24-8)
7 Jack Kenley	1	(1-0)

SHORTSTOP:

15 Casey Martin	33	(25-8)
-----------------	----	--------

LEFT FIELD:

25 Christian Franklin	29	(21-8)
22 Curtis Washington	2	(2-0)
10 Matt Goodheart	2	(2-0)

CENTER FIELD:

24 Dominic Fletcher	33	(25-8)
---------------------	----	--------

RIGHT FIELD:

18 Heston Kjerstad	33	(25-8)
--------------------	----	--------

DESIGNATED HITTER:

10 Matt Goodheart	19	(15-4)
17 Trey Harris	8	(6-2)
8 Jordan McFarland	6	(4-2)

Starting Lineup By Lineup Spot
(Team W-L record when starter)

LEADOFF:

15 Casey Martin	28	(22-6)
4 Trevor Ezell	5	(3-2)

2ND SPOT:

18 Heston Kjerstad	32	(25-7)
15 Casey Martin	1	(0-1)

3RD SPOT:

4 Trevor Ezell	28	(22-6)
15 Casey Martin	4	(3-1)
18 Heston Kjerstad	1	(0-1)

CLEANUP:

24 Dominic Fletcher	33	(25-8)
---------------------	----	--------

5TH SPOT:

10 Matt Goodheart	14	(10-4)
12 Casey Opitz	11	(10-1)
17 Trey Harris	4	(3-1)
8 Jordan McFarland	4	(2-2)

6TH SPOT:

7 Jack Kenley	11	(5-6)
10 Matt Goodheart	7	(7-0)
12 Casey Opitz	6	(6-0)
17 Trey Harris	4	(3-1)
48 Zack Plunkett	3	(2-1)
8 Jordan McFarland	1	(1-0)
25 Christian Franklin	1	(1-0)

7TH SPOT:

7 Jack Kenley	19	(18-1)
5 Jacob Nesbit	8	(4-4)
48 Zack Plunkett	2	(1-1)
8 Jordan McFarland	2	(2-0)
25 Christian Franklin	1	(0-1)
12 Casey Opitz	1	(0-1)

8TH SPOT:

5 Jacob Nesbit	21	(18-3)
48 Zack Plunkett	4	(3-1)
12 Casey Opitz	3	(2-1)
25 Christian Franklin	2	(0-2)
7 Jack Kenley	2	(1-1)
8 Jordan McFarland	1	(1-0)

9TH SPOT:

25 Christian Franklin	25	(20-5)
5 Jacob Nesbit	3	(2-1)
48 Zack Plunkett	2	(1-1)
22 Curtis Washington	2	(2-0)
12 Casey Opitz	1	(0-1)

|| GAME 1 STARTER

#55 ISAIAH CAMPBELL

RHP • 6-4 • 225 • R-JUNIOR
OLATHE, KAN.
OLATHE SOUTH HS



CAREER HIGHS

Category	High	Opponent (Last)	Date
Innings	8.0	No. 4 Kentucky	3/17/18
Longest Start	8.0	No. 4 Kentucky	3/17/18
Shortest Start	0.0	Dallas Baptist	6/3/18
Longest Relief	5.0	Alabama	5/13/16
Hits	8	2x (at LSU)	5/6/18
Runs	6	3x (at USC)	2/22/19
Earned Runs	5	3x (at LSU)	5/6/18
Walks	4	2x (at No. 2 Florida)	3/24/18
Strikeouts	13	Stony Brook	3/1/19

CAREER VS. 2019 OPPONENTS

Team	ERA	W-L	G-GS	IP	H	R	ER	BB-K
USC	1.76	0-1	1-1	5.1	3	1	1	3-2
Memphis	0.00	0-0	1-1	2.2	2	0	0	1-2
Alabama	1.48	0-0	2-1	6.1	2	1	1	4-2
Auburn	13.50	0-0	1-1	2.0	6	3	3	0-4
Mississippi St.	6.59	0-2	2-2	8.2	11	9	6	6-7
Grambling St.	6.75	1-0	1-1	4.0	4	3	3	1-4
Kentucky	1.13	1-0	1-1	8.0	3	1	1	4-8
LSU	7.50	0-2	2-1	5.1	11	8	8	2-5
Texas A&M	1.11	1-0	2-1	8.1	8	1	1	1-8

2019 TRENDS

- Has 6 IP or more in six-consecutive starts ... All eight starts have been five or more innings.
- Tied for 4th in SEC in overall IP (51.0) ... Tied for 3rd in SEC games only (27.2).
- Three starts with 10+ strikeouts (last vs. Missouri - March 15).
- Tied for 7th in league with 59 strikeouts.
- Hasn't given up more than three walks in 20-consecutive outings
- First Razorback pitcher since 2017 (T. Stephan) with three-straight 10+ strikeout performances (vs. Stony Brook, La. Tech, Missouri).
- Golden Spikes Midseason Watch List

CAMPBELL'S CAREER APPEARANCES

Isaiah Campbell 2019 Game-By-Game (R-Junior)
(8 Appearances, 8 Starts)

Date	Opponent	IP	H	R-ER	BB	K	Result
2/16/19	Eastern Illinois*	5.0	5	3-3	0	5	W, 1-0
2/22/19	at USC*	5.1	6	6-3	2	5	W, 2-0
3/1/19	Stony Brook*	7.0	3	0-0	1	13	W, 3-0
3/8/19	Louisiana Tech*	6.0	7	2-2	0	10	ND

3/15/19	Missouri*	7.0	2	0-0	1	11	W, 4-0
3/22/19	at Alabama*	7.0	5	0-0	1	7	W, 5-0
3/29/19	#21 Ole Miss*	7.0	4	2-2	2	5	W, 6-0
4/5/19	at #15 Auburn*	6.2	7	3-3	3	3	ND
TOTALS	8 G, 8 GS	50.0	39	16-13	10	59	6-0

Isaiah Campbell 2018 Game-By-Game (R-Sophomore)
(18 Appearances, 17 Starts)

Date	Opponent	IP	H	R-ER	BB	K	Result
2/17/18	Bucknell*	4.0	3	1-1	2	7	W, 1-0
2/24/18	at San Diego State*	5.0	5	2-1	1	7	ND
3/3/18	USC*	5.1	3	1-1	3	2	L, 1-1
3/9/18	Kent State*	3.2	5	5-1	2	3	L, 1-2
3/17/18	#4 Kentucky*	8.0	3	1-1	4	8	W, 2-2
3/24/18	at #2 Florida*	1.0	4	6-5	4	2	L, 2-3
4/8/18	#13 Auburn*	2.0	6	3-3	0	4	ND
4/14/18	South Carolina*	5.0	2	0-0	1	1	W, 3-3
4/21/18	at Mississippi St.*	5.2	8	6-5	3	6	L, 3-4
4/29/18	Alabama*	1.1	1	1-1	3	0	ND
5/6/18	at LSU*	4.1	8	5-5	0	3	L, 3-5
5/13/18	#20 Texas A&M*	5.0	5	0-0	0	7	W, 4-5
5/19/18	at #13 Georgia	3.0	1	0-0	0	3	ND
5/26/18	vs. LSU*	5.0	4	2-2	1	7	L, 4-6
6/3/18	Dallas Baptist*	0.0	1	1-1	2	0	ND
6/11/18	South Carolina*	4.0	4	2-2	2	5	ND
6/22/18	vs. Florida*	5.1	2	2-2	0	8	W, 5-6
6/28/18	vs. Oregon St.*	2.0	2	3-2	1	2	L, 5-7
TOTALS	18 G, 17 GS	69.2	67	41-33	29	75	5-7

Isaiah Campbell 2017 Game-By-Game (Sophomore)
(17 Appearances, 16 Starts)

Date	Opponent	IP	H	R-ER	BB	K	Result
2/25/17	Bryant	0.2	3	3-3	1	1	ND
TOTALS	1 G, 0 GS	0.2	3	3-3	1	1	0-0

Isaiah Campbell 2016 Game-By-Game (Freshman)
(13 Appearances, 6 Starts)

Date	Opponent	IP	H	R-ER	BB	K	Result
2/23/16	Miss. Valley State*	2.0	2	1-1	0	1	W, 1-0
3/9/16	Gonzaga	0.1	1	0-0	0	1	ND
3/15/16	Grambling State*	4.0	4	3-3	1	4	W, 2-0
3/18/16	at South Carolina	1.0	1	1-1	0	0	ND
4/6/16	at Memphis*	2.2	2	0-0	1	2	ND
4/9/16	at Ole Miss	0.2	3	2-1	0	1	ND
4/14/16	Florida	2.1	3	2-0	0	3	ND
4/19/16	Creighton*	3.0	2	0-0	0	2	W, 3-0
4/26/16	Oklahoma State*	3.1	3	3-2	2	2	ND
5/1/16	Texas A&M	3.1	3	1-1	1	1	ND
5/7/16	at LSU	1.0	3	3-3	2	2	ND
5/13/16	Alabama	5.0	1	0-0	1	2	ND
5/20/16	at Mississippi St.*	3.0	3	3-1	3	1	L, 3-1
TOTALS	13 G, 6 GS	31.2	31	19-13	11	23	3-1

Isaiah Campbell Career Stats

Year	ERA	W	L	App	GS	CG	SHO	CBO	SV	IP	H	R	ER	BB	SO	2B	3B	HR	BF	B/Avg	WP	HBP	BK	SFA	SHA	PO	A	E	FLD%
2016	3.69	3	1	13	6	0	0	0	0	31.2	31	19	13	11	23	4	0	4	139	.256	1	3	0	1	3	2	6	0	1.000
2017	40.50	0	0	1	0	0	0	0	0	0.2	3	3	3	1	1	1	0	0	6	.600	1	0	0	0	0	0	0	0	.000
2018	4.26	5	7	18	17	0	0	1	0	69.2	67	41	33	29	75	19	1	4	305	.249	8	4	0	1	2	8	7	0	1.000
2019	2.29	6	0	8	8	0	0	1	0	51.0	39	16	13	10	59	6	0	0	198	.211	1	1	0	0	2	3	5	1	.889
TOTAL	3.65	14	8	40	31	0	0	2	0	153.0	140	79	62	51	158	30	1	8	648	.241	11	8	0	2	7	13	18	1	.969

Isaiah Campbell Career SEC Stats

Year	ERA	W	L	App	GS	CG	SHO	CBO	SV	IP	H	R	ER	BB	SO	2B	3B	HR	BF	B/Avg	WP	HBP	BK	SFA	SHA	PO	A	E	FLD%
2016	3.86	0	1	7	1	0	0	0	0	16.1	17	12	7	7	10	3	0	1	75	.258	0	1	0	1	0	1	2	0	1.000
2018	5.09	3	3	9	8	0	0	1	0	35.1	38	22	20	15	34	11	0	3	154	.281	4	1	0	1	2	4	6	0	1.000
2019	1.63	3	0	4	4	0	0	1	0	27.2	18	5	5	7	26	2	0	0	107	.184	1	1	0	0	1	2	3	0	1.000
TOTAL	3.63	6	4	20	13	0	0	2	0	79.1	73	39	32	29	70	16	0	4	336	.244	5	3	0	2	3	7	11	0	1.000

#13 CONNOR NOLAND

RHP • 6-2 • 215 • FRESHMAN
GREENWOOD, ARK.
GREENWOOD HS



CAREER HIGHS

Category	High	Opponent (Last)	Date
Innings	5.0	Louisiana Tech	3/9/19
Longest Start	5.0	Louisiana Tech	3/9/19
Shortest Start	3.0	Stony Brook	3/2/19
Longest Relief	--	--	--
Hits	7	No. 21 Ole Miss	3/30/19
Runs	4	Louisiana Tech	3/9/19
Earned Runs	3	4x (at No. 15 Auburn)	4/5/19
Walks	2	at USC	2/23/19
Strikeouts	7	Eastern Illinois	2/16/19

2019 HIGHLIGHTS

- Made his first collegiate start on Opening Weekend against Eastern Illinois (Feb. 16), striking out seven and working 4.2 innings.
- Has pitched 4.2 innings in an outing four times, including both of his last two starts.
- Went a season-high 5.0 IP against Louisiana Tech
- Hasn't walked more than two batters in an outing.
- Struck out a season-high seven against Eastern Illinois.

GAME 2 STARTER ||

NOLAND'S CAREER APPEARANCES

Connor Noland 2019 Game-By-Game (Freshman)
(9 Appearances, 8 Starts)

Date	Opponent	IP	H	R-ER	BB	K	Result
2/16/19	Eastern Illinois*	4.2	4	2-0	1	7	ND
2/23/19	at USC*	4.0	3	2-2	2	2	ND
3/2/19	Stony Brook*	3.0	6	3-3	1	1	ND
3/9/19	Louisiana Tech*	5.0	3	4-3	1	3	ND
3/16/19	Missouri*	4.2	4	1-1	1	4	ND
3/23/19	at Alabama*	1.2	3	3-3	2	0	L, 0-1
3/26/19	at Missouri St.	1.0	0	0-0	0	0	ND
3/30/19	#21 Ole Miss*	4.2	7	2-2	1	3	ND
4/5/19	at #15 Auburn*	4.2	5	3-3	0	2	ND
TOTALS	9 G, 8 GS	33.1	35	20-17	9	22	0-1

RECORD RUNDOWN

Overall	25-8
vs. Top-5 Teams	0-0
vs. Top-10 Teams	1-1
vs. Top-25 Teams	4-4
vs. Unranked Teams	21-4
At home	17-4
On the road	8-4
At neutral sites	0-0
In day games	15-4
In night games	10-4
In extra innings	1-1
Vs. teams .500 or better	15-6
Vs. teams .500 or worse	10-2
Vs. left-handed starter	10-3
Vs. right-handed starter	15-5
When starter receives decision	12-1
When reliever receives decision	13-7
When starter goes 5+ innings	14-2
When starter goes less than 5 innings	11-6
When scoring first	22-2
When opponent scores first	4-5
When leading after 6 innings	23-0
When trailing after 6 innings	0-5
When tied after 6 innings	2-3
When leading after 8 innings	23-0
When trailing after 8 innings	0-7
When tied after 8 innings	2-1
In one-run games	4-2
In two-run games	5-1
Series W-L-T	8-1-1
Series sweeps/times swept	4/0
When scoring 0-2 runs	1-2
When scoring 3-5 runs	7-3
When scoring 6-9 runs	8-3
When scoring 10+ runs	9-0
Shutouts vs. times shut out	4/1
When opponent scores 5 runs or less	20-1
When opponent scores 5 runs or more	5-7
When collecting 0-3 hits	0-0
When collecting 4-6 hits	6-2
When collecting 7-9 hits	6-2
When collecting 10-12 hits	6-2
When collecting 13+ hits	7-2
When out-hitting opponent	19-3
When out-hit by opponent	4-5
When hits are equal	2-0
When hitting a home run	14-6
When opponent hits a home run	9-6
When errorless	10-2
When committing one error	7-4
When committing 2+ errors	8-2
When opponent is errorless	6-3
Vs. SEC	8-4
Vs. SEC East	3-0
Vs. SEC West	5-4
Vs. non-conference	17-4
Game 1 of weekend series	7-1
Game 2 of weekend series	5-3
Game 3 of weekend series	7-2
In February	6-1
In March	16-5
In April	3-2
In May	0-0
In June	0-0

MULTIPLE-HIT GAMES

Name	2	3	4	5+	Total
Heston Kjerstad	7	5	1	--	13
Dominic Fletcher	7	3	1	--	11
Matt Goodheart	9	2	--	--	11
Trevor Ezell	7	3	--	--	10
Jack Kenley	9	1	--	--	10
Casey Martin	7	2	1	--	10
Christian Franklin	7	2	--	--	9
Jacob Nesbit	7	1	--	--	8
Jordan McFarland	1	--	--	--	1
Zack Plunkett	1	--	--	--	1

CAREER MULTIPLE-HIT GAMES

Name	2016	2017	2018	2019	Total
Casey Martin	--	--	29	10	39
Jordan McFarland	--	7	9	1	17
Jack Kenley	--	1	2	10	13
Dominic Fletcher	--	18	23	11	52
Casey Opitz	--	--	2	1	3
Heston Kjerstad	--	--	24	13	37
Zack Plunkett	--	--	--	1	1
Trevor Ezell	25	3	24	10	78
Jacob Nesbit	--	--	--	8	8

MULTIPLE-RBI GAMES

Name	2	3	4	5+	Total
Christian Franklin	3	4	1	--	8
Casey Martin	4	3	--	--	7
Jacob Nesbit	5	2	--	--	7
Dominic Fletcher	4	2	--	--	6
Jack Kenley	3	2	--	1	6
Heston Kjerstad	5	--	1	1	7
Trevor Ezell	1	3	1	--	5
Matt Goodheart	2	1	1	--	4
Casey Opitz	1	1	--	--	2

HITTING STREAKS

Name	CURRENT	2019	CAREER
Dominic Fletcher	6	7	8
Matt Goodheart	6	6	6
Jack Kenley	2	4	4
Heston Kjerstad	6	6	14
Casey Martin	1	9	13
Trevor Ezell	5	6	6
Christian Franklin	2	5	5
Casey Opitz	--	5	5
Jacob Nesbit	2	15	15

REACHED BASE

Name	CURRENT	2019	CAREER
Casey Martin	12	12	25
Heston Kjerstad	7	11	16
Dominic Fletcher	6	9	13
Jordan McFarland	1	1	10
Jack Kenley	3	8	8
Casey Opitz	4	10	10
Trevor Ezell	6	13	13
Zack Plunkett	4	7	7
Matt Goodheart	11	11	11
Jacob Nesbit	5	24	24
Christian Franklin	2	5	5
Trey Harris	--	5	5
Curtis Washington, Jr.	4	4	4

HOME RUNS

Career Home Runs	SOLO	2R	3R	GS	Total
Dominic Fletcher	16	6	4	--	26
Heston Kjerstad	13	6	2	1	22
Casey Martin	7	6	4	--	17
Jordan McFarland	2	--	--	1	3
Zack Plunkett	1	--	--	--	1
Trevor Ezell	2	2	1	--	21
Christian Franklin	2	--	1	--	3
Jack Kenley	3	3	--	--	6
Jacob Nesbit	--	1	--	--	1
Matt Goodheart	--	--	1	--	1

BREAKDOWN

Total	37
At Baum Stadium	23
On The Road	14
At Neutral Site	0
Vs. RHP	26
Vs. LHP	11
w/ 0 Outs	11
w/ 1 Out	16
w/ 2 Outs	10
Solo	18
Two-Run	12
Three-Run	5
Grand Slam	2
Back-To-Back	0
Pinch-Hit	0
Walk-Off	0
Before the 7th Inning	25
7th Inning and Beyond	12
Opponent Total	19
Last HR Given Up	April 9 vs. Oral Roberts
Longest Stretch Without HR Allowed	4
Current Streak of No HR Allowed	0

HOME RUN TRACKER

Player	Date	Opp.	On Base-Outs
T. Ezell	Feb. 16	E. Illinois	0-2
C. Franklin	Feb. 16	E. Illinois	2-1
H. Kjerstad	Feb. 16	E. Illinois	1-1
J. Kenley	Feb. 16	E. Illinois	0-0
C. Martin	Feb. 22	at USC	1-0
D. Fletcher	Feb. 23	at USC	0-1
T. Ezell	March 2	Stony Brook	1-2
J. Kenley	March 2	Stony Brook	1-1
C. Franklin	March 2	Stony Brook	0-2
J. Kenley	March 2	Stony Brook	1-2
T. Ezell	March 6	Charlotte	0-0
D. Fletcher	March 6	Charlotte	1-1
Z. Plunkett	March 9	La. Tech	0-0
C. Martin	March 9	La. Tech	2-1
C. Martin	March 10	La. Tech	2-2
C. Martin	March 12	Western Illinois	0-1
H. Kjerstad	March 12	Western Illinois	1-0
J. Kenley	March 17	Missouri	0-0
C. Franklin	March 19	Texas	3-1
H. Kjerstad	March 19	Texas	0-2
H. Kjerstad	March 22	Alabama	0-1
J. Nesbit	March 22	Alabama	1-1
D. Fletcher	March 22	Alabama	0-2
C. Martin	March 24	Alabama	0-0
D. Fletcher	March 24	Alabama	0-2
H. Kjerstad	March 26	Missouri St.	0-0
J. Kenley	March 30	Ole Miss	1-0
C. Franklin	March 30	Ole Miss	0-2
C. Martin	March 31	Ole Miss	1-1
J. Kenley	April 2	Little Rock	0-2
H. Kjerstad	April 5	Auburn	1-1
T. Ezell	April 5	Auburn	1-1
H. Kjerstad	April 5	Auburn	0-0
T. Ezell	April 6	Auburn	2-1
H. Kjerstad	April 9	Oral Roberts	3-1
H. Kjerstad	April 9	Oral Roberts	0-1
M. Goodheart	April 9	Oral Roberts	2-1



BY THE NUMBERS

STARTERS GAME-BY-GAME

Opponent	W-L	IP	H	R	ER	BB	K
East. Illinois	W	5.0	5	3	3	0	5
East. Illinois	--	4.2	4	1	0	2	4
East. Illinois	--	5.0	2	1	1	0	4
@ USC	--	3.2	1	3	3	2	8
@ USC	W	5.1	6	6	3	2	5
@ USC	--	4.0	3	2	2	2	2
Memphis	--	3.0	3	2	2	1	4
Stony Brook	W	7.0	3	0	0	1	13
Stony Brook	--	3.1	5	3	3	1	5
Stony Brook	--	3.0	6	3	3	1	1
Charlotte	CANCELLED						
Charlotte	W	5.0	1	0	0	3	8
La. Tech	--	6.0	7	2	2	0	10
La. Tech	--	5.0	3	4	3	1	3
La. Tech	W	6.0	2	0	0	1	11
W. Illinois	W	5.0	1	0	0	1	8
W. Illinois	W	3.0	2	0	0	0	3
Missouri	W	7.0	2	0	0	1	11
Missouri	--	4.2	4	1	1	1	4
Missouri	--	5.0	3	0	0	2	7
@ Texas	--	4.0	5	4	4	1	3
@ Texas	--	2.0	1	0	0	1	1
@ Alabama	W	7.0	5	0	0	1	7
@ Alabama	L	1.2	3	3	3	2	0
@ Alabama	W	5.0	3	2	1	3	3
@ Missouri St.	--	2.0	0	0	0	0	5
Ole Miss	W	7.0	4	2	2	2	5
Ole Miss	--	4.2	7	2	2	1	3
Ole Miss	--	4.0	5	2	2	5	2
Little Rock	--	3.1	3	3	0	2	5
@ Auburn	--	6.2	7	3	3	3	3
@ Auburn	--	4.2	5	3	3	0	2
@ Auburn	W	5.0	2	0	0	3	6
Oral Roberts	--	2.0	3	3	3	0	2
@ Vanderbilt	--	--	--	--	--	--	--
@ Vanderbilt	--	--	--	--	--	--	--
@ Vanderbilt	--	--	--	--	--	--	--
Ark. Pine Bluff	--	--	--	--	--	--	--
Mississippi St.	--	--	--	--	--	--	--
Mississippi St.	--	--	--	--	--	--	--
Mississippi St.	--	--	--	--	--	--	--
NW State	--	--	--	--	--	--	--
NW State	--	--	--	--	--	--	--
Tennessee	--	--	--	--	--	--	--
Tennessee	--	--	--	--	--	--	--
Tennessee	--	--	--	--	--	--	--
Grambling St.	--	--	--	--	--	--	--
@ Kentucky	--	--	--	--	--	--	--
@ Kentucky	--	--	--	--	--	--	--
@ Kentucky	--	--	--	--	--	--	--
LSU	--	--	--	--	--	--	--
LSU	--	--	--	--	--	--	--
LSU	--	--	--	--	--	--	--
@ Texas A&M	--	--	--	--	--	--	--
@ Texas A&M	--	--	--	--	--	--	--
@ Texas A&M	--	--	--	--	--	--	--

BULLPEN GAME-BY-GAME

Opponent	W-L	IP	H	R	ER	BB	K
East. Illinois	--	4.0	6	4	4	2	3
East. Illinois	W	4.1	5	1	0	2	5
East. Illinois	W	4.0	4	2	2	1	5
@ USC	W	5.1	3	0	0	2	6
@ USC	--	3.2	3	0	0	0	1
@ USC	L	5.2	6	4	4	0	5
Memphis	W	6.0	3	1	1	1	8
Stony Brook	S	2.0	3	1	1	1	5
Stony Brook	W-S	5.2	3	0	0	1	6
Stony Brook	W	6.0	4	4	4	6	9
Charlotte	CANCELLED						
Charlotte	--	4.0	2	2	2	3	6
La. Tech	W	3.0	0	0	0	1	4
La. Tech	L	4.0	8	8	4	1	6
La. Tech	--	3.0	1	0	0	2	5
W. Illinois	--	4.0	0	0	0	2	6
W. Illinois	--	5.0	2	1	1	1	7
Missouri	S	2.0	0	0	0	2	4
Missouri	W-S	4.1	3	2	2	0	2
Missouri	W	4.0	2	2	2	1	4
@ Texas	W	5.0	1	0	0	1	6
@ Texas	L	6.0	5	7	6	13	4
@ Alabama	--	2.0	2	3	3	2	1
@ Alabama	--	6.1	6	7	7	5	2
@ Alabama	--	4.0	2	0	0	2	7
@ Missouri St.	W	7.0	7	2	2	3	5
Ole Miss	S	2.0	2	1	1	2	3
Ole Miss	L	4.1	5	2	2	0	2
Ole Miss	L	5.0	9	8	8	7	4
Little Rock	L	5.2	13	14	10	4	3
@ Auburn	L	1.1	4	3	3	0	2
@ Auburn	W	10.2	6	3	1	9	10
@ Auburn	--	4.0	3	0	0	1	4
Oral Roberts	W	7.0	7	5	4	4	5
@ Vanderbilt	--	--	--	--	--	--	--
@ Vanderbilt	--	--	--	--	--	--	--
@ Vanderbilt	--	--	--	--	--	--	--
Ark. Pine Bluff	--	--	--	--	--	--	--
Mississippi St.	--	--	--	--	--	--	--
Mississippi St.	--	--	--	--	--	--	--
Mississippi St.	--	--	--	--	--	--	--
NW State	--	--	--	--	--	--	--
NW State	--	--	--	--	--	--	--
Tennessee	--	--	--	--	--	--	--
Tennessee	--	--	--	--	--	--	--
Tennessee	--	--	--	--	--	--	--
Grambling St.	--	--	--	--	--	--	--
@ Kentucky	--	--	--	--	--	--	--
@ Kentucky	--	--	--	--	--	--	--
@ Kentucky	--	--	--	--	--	--	--
LSU	--	--	--	--	--	--	--
LSU	--	--	--	--	--	--	--
LSU	--	--	--	--	--	--	--
@ Texas A&M	--	--	--	--	--	--	--
@ Texas A&M	--	--	--	--	--	--	--
@ Texas A&M	--	--	--	--	--	--	--

RECORD PER STARTER

Pitcher (Total Starts)	Record
Isaiah Campbell (8)	7-1
Connor Noland (8)	4-4
Jacob Kostyshock (1)	1-0
Cody Scroggins (6)	5-1
Patrick Wicklander (7)	6-1
Marshall Denton (3)	2-1

QUALITY STARTS

Pitcher (Total Starts)	QS	Record
Isaiah Campbell (8)	6	5-1
Cody Scroggins (5)	1	1-0

RUN SUPPORT

Pitcher (Total Starts)	Runs	Per Start
Isaiah Campbell (8)	52	6.5
Connor Noland (8)	54	6.8
Cody Scroggins (6)	39	6.5
Jacob Kostyshock (1)	3	3.0
Patrick Wicklander (7)	61	8.7
Marshall Denton (3)	32	8.5



2019 RECORD: 25-8 • HOME: 17-4 • AWAY: 8-4 • NEUTRAL: 0-0 • SEC: 8-4 • NCAA TOURNAMENT: 0-0

Date	Opposing team	1	2	3	4	5	6	7	8	9
Feb. 16, 2019	EASTERN ILLINOIS -1	Martin	Kjerstad	Ezell	Fletcher	Goodheart	Opitz	Kenley	Nesbit	Franklin
Feb. 16, 2019	EASTERN ILLINOIS - 2	Martin	Kjerstad	Ezell	Fletcher	Goodheart	McFarland	Kenley	Plunkett	Nesbit
Feb. 17, 2019	EASTERN ILLINOIS	Martin	Kjerstad	Ezell	Fletcher	Goodheart	Opitz	Kenley	McFarland	Nesbit
Feb. 21, 2019	at USC	Martin	Kjerstad	Ezell	Fletcher	Goodheart	Opitz	Kenley	Nesbit	Franklin
Feb. 22, 2019	at USC	Martin	Kjerstad	Ezell	Fletcher	Goodheart	Opitz	Kenley	Nesbit	Franklin
Feb. 23, 2019	at USC	Martin	Kjerstad	Ezell	Fletcher	McFarland	Kenley	Plunkett	Nesbit	Franklin
Feb. 27, 2019	MEMPHIS	Martin	Kjerstad	Ezell	Fletcher	Harris	Plunkett	Kenley	Nesbit	Franklin
March 1, 2019	STONY BROOK-1	Martin	Kjerstad	Ezell	Fletcher	Goodheart	Opitz	Kenley	Nesbit	Franklin
March 1, 2019	STONY BROOK-2	Martin	Kjerstad	Ezell	Fletcher	McFarland	Plunkett	Kenley	Nesbit	Franklin
March 2, 2019	STONY BROOK	Martin	Kjerstad	Ezell	Fletcher	Opitz	Harris	Kenley	Nesbit	Franklin
March 6, 2019	CHARLOTTE	Martin	Kjerstad	Ezell	Fletcher	Opitz	Harris	Kenley	Nesbit	Franklin
March 8, 2019	LOUISIANA TECH	Martin	Kjerstad	Ezell	Fletcher	Opitz	Goodheart	Kenley	Nesbit	Franklin
March 9, 2019	LOUISIANA TECH	Martin	Kjerstad	Ezell	Fletcher	Harris	Plunkett	Franklin	Kenley	Nesbit
March 10, 2019	LOUISIANA TECH	Martin	Kjerstad	Ezell	Fletcher	Opitz	Harris	Kenley	Nesbit	Franklin
March 12, 2019	WESTERN ILLINOIS	Martin	Kjerstad	Ezell	Fletcher	Harris	Opitz	McFarland	Nesbit	Franklin
March 13, 2019	WESTERN ILLINOIS	Martin	Kjerstad	Ezell	Fletcher	McFarland	Kenley	Plunkett	Nesbit	Washington, Jr.
March 15, 2019	MISSOURI*	Martin	Kjerstad	Ezell	Fletcher	Opitz	Goodheart	Kenley	Nesbit	Franklin
March 16, 2019	MISSOURI*	Martin	Kjerstad	Ezell	Fletcher	Opitz	Goodheart	Kenley	Nesbit	Franklin
March 17, 2019	MISSOURI*	Martin	Kjerstad	Ezell	Fletcher	Opitz	Goodheart	Kenley	Nesbit	Franklin
March 19, 2019	at Texas	Martin	Kjerstad	Ezell	Fletcher	Opitz	Goodheart	Kenley	Nesbit	Franklin
March 20, 2019	at Texas	Martin	Kjerstad	Ezell	Fletcher	McFarland	Kenley	Nesbit	Plunkett	Franklin
March 22, 2019	at Alabama*	Martin	Kjerstad	Ezell	Fletcher	Opitz	Goodheart	Kenley	Nesbit	Franklin
March 23, 2019	at Alabama*	Martin	Kjerstad	Ezell	Fletcher	Opitz	Harris	Kenley	Nesbit	Franklin
March 24, 2019	at Alabama*	Martin	Kjerstad	Ezell	Fletcher	Opitz	Goodheart	Kenley	Nesbit	Franklin
March 26, 2019	at Missouri State	Martin	Kjerstad	Ezell	Fletcher	Goodheart	Kenley	Nesbit	Plunkett	Franklin
March 29, 2019	OLE MISS*	Martin	Kjerstad	Ezell	Fletcher	Goodheart	Kenley	Nesbit	Opitz	Franklin
March 30, 2019	OLE MISS*	Martin	Kjerstad	Ezell	Fletcher	Goodheart	Kenley	Nesbit	Opitz	Franklin
March 31, 2019	OLE MISS*	Martin	Kjerstad	Ezell	Fletcher	Goodheart	Kenley	Opitz	Nesbit	Franklin
April 2, 2019	LITTLE ROCK	Ezell	Martin	Kjerstad	Fletcher	Goodheart	Kenley	Nesbit	Franklin	Plunkett
April 5, 2019	at Auburn-1*	Ezell	Kjerstad	Martin	Fletcher	Goodheart	Kenley	Nesbit	Franklin	Opitz
April 5, 2019	at Auburn-2*	Ezell	Kjerstad	Martin	Fletcher	Harris	Franklin	Nesbit	Kenley	Plunkett
April 6, 2019	at Auburn*	Ezell	Kjerstad	Martin	Fletcher	Goodheart	Kenley	Nesbit	Opitz	Franklin
April 9, 2019	ORAL ROBERTS	Ezell	Kjerstad	Martin	Fletcher	Goodheart	Kenley	McFarland	Plunkett	Washington, Jr.



|| GAME-BY-GAME DEFENSIVE LINEUPS

2019 RECORD: 25-8 • **HOME:** 17-4 • **AWAY:** 8-4 • **NEUTRAL:** 0-0 • **SEC:** 8-4 • **NCAA TOURNAMENT:** 0-0

Date	Opposing team	C	1B	2B	3B	SS	LF	CF	RF	DH
Feb. 16, 2019	EASTERN ILLINOIS -1	Opitz	Ezell	Kenley	Nesbit	Martin	Franklin	Fletcher	Kjerstad	Goodheart
Feb. 16, 2019	EASTERN ILLINOIS - 2	Plunkett	Ezell	Kenley	Nesbit	Martin	Goodheart	Fletcher	Kjerstad	McFarland
Feb. 17, 2019	EASTERN ILLINOIS	Opitz	Ezell	Kenley	Nesbit	Martin	Goodheart	Fletcher	Kjerstad	McFarland
Feb. 21, 2019	at USC	Opitz	Ezell	Kenley	Nesbit	Martin	Franklin	Fletcher	Kjerstad	Goodheart
Feb. 22, 2019	at USC	Opitz	Ezell	Kenley	Nesbit	Martin	Franklin	Fletcher	Kjerstad	Goodheart
Feb. 23, 2019	at USC	Plunkett	Ezell	Kenley	Nesbit	Martin	Franklin	Fletcher	Kjerstad	McFarland
Feb. 27, 2019	MEMPHIS	Plunkett	Ezell	Kenley	Nesbit	Martin	Franklin	Fletcher	Kjerstad	Harris
March 1, 2019	STONY BROOK-1	Opitz	Ezell	Kenley	Nesbit	Martin	Franklin	Fletcher	Kjerstad	Goodheart
March 1, 2019	STONY BROOK-2	Plunkett	Ezell	Kenley	Nesbit	Martin	Franklin	Fletcher	Kjerstad	McFarland
March 2, 2019	STONY BROOK	Opitz	Ezell	Kenley	Nesbit	Martin	Franklin	Fletcher	Kjerstad	Harris
March 6, 2019	CHARLOTTE	Opitz	Ezell	Kenley	Nesbit	Martin	Franklin	Fletcher	Kjerstad	Harris
March 8, 2019	LOUISIANA TECH	Opitz	Ezell	Kenley	Nesbit	Martin	Franklin	Fletcher	Kjerstad	Goodheart
March 9, 2019	LOUISIANA TECH	Plunkett	Ezell	Kenley	Nesbit	Martin	Franklin	Fletcher	Kjerstad	Harris
March 10, 2019	LOUISIANA TECH	Opitz	Ezell	Kenley	Nesbit	Martin	Franklin	Fletcher	Kjerstad	Harris
March 12, 2019	WESTERN ILLINOIS	Opitz	McFarland	Ezell	Nesbit	Martin	Franklin	Fletcher	Kjerstad	Harris
March 13, 2019	WESTERN ILLINOIS	Plunkett	Ezell	Kenley	Nesbit	Martin	Washington, Jr.	Fletcher	Kjerstad	McFarland
March 15, 2019	MISSOURI*	Opitz	Ezell	Kenley	Nesbit	Martin	Franklin	Fletcher	Kjerstad	Goodheart
March 16, 2019	MISSOURI*	Opitz	Ezell	Kenley	Nesbit	Martin	Franklin	Fletcher	Kjerstad	Goodheart
March 17, 2019	MISSOURI*	Opitz	Ezell	Kenley	Nesbit	Martin	Franklin	Fletcher	Kjerstad	Goodheart
March 19, 2019	at Texas	Opitz	Ezell	Kenley	Nesbit	Martin	Franklin	Fletcher	Kjerstad	Goodheart
March 20, 2019	at Texas	Plunkett	Ezell	Kenley	Nesbit	Martin	Franklin	Fletcher	Kjerstad	McFarland
March 22, 2019	at Alabama*	Opitz	Ezell	Kenley	Nesbit	Martin	Franklin	Fletcher	Kjerstad	Goodheart
March 23, 2019	at Alabama*	Opitz	Ezell	Kenley	Nesbit	Martin	Franklin	Fletcher	Kjerstad	Harris
March 24, 2019	at Alabama*	Opitz	Ezell	Kenley	Nesbit	Martin	Franklin	Fletcher	Kjerstad	Goodheart
March 26, 2019	at Missouri State	Opitz	Ezell	Kenley	Nesbit	Martin	Franklin	Fletcher	Kjerstad	Goodheart
March 29, 2019	OLE MISS*	Opitz	Ezell	Kenley	Nesbit	Martin	Franklin	Fletcher	Kjerstad	Goodheart
March 30, 2019	OLE MISS*	Opitz	Ezell	Kenley	Nesbit	Martin	Franklin	Fletcher	Kjerstad	Goodheart
March 31, 2019	OLE MISS*	Opitz	Ezell	Kenley	Nesbit	Martin	Franklin	Fletcher	Kjerstad	Goodheart
April 2, 2019	LITTLE ROCK	Plunkett	Ezell	Kenley	Nesbit	Martin	Franklin	Fletcher	Kjerstad	Goodheart
April 5, 2019	at Auburn-1*	Opitz	Ezell	Kenley	Nesbit	Martin	Franklin	Fletcher	Kjerstad	Goodheart
April 5, 2019	at Auburn-2*	Plunkett	Ezell	Kenley	Nesbit	Martin	Franklin	Fletcher	Kjerstad	Harris
April 6, 2019	at Auburn*	Opitz	Ezell	Kenley	Nesbit	Martin	Franklin	Fletcher	Kjerstad	Goodheart
April 9, 2019	ORAL ROBERTS	Plunkett	McFarland	Ezell	Kenley	Martin	Washington, Jr.	Fletcher	Kjerstad	Goodheart

THE LAST TIME AN ARKANSAS PLAYER...

4 Hits in a game	Casey Martin vs. Oral Roberts, April 9, 2019
5 Hits in a game	Andy Wilkins at No. 9 Oklahoma (Norman Regional), May 31, 2009
6 Hits in a game	Jeremy Jackson vs. Northeastern (Okla.), April 16, 1997
2 Hits in an inning	Casey Oritz vs. Eastern Illinois, Feb. 16, 2019
2 Doubles in a game	Casey Martin vs. Oral Roberts, April 9, 2019
3 Doubles in a game	Carson Shaddy vs. Nebraska, March 4, 2017
4 Doubles in a game	Rodney Nye vs. La. Tech, March 31, 1998
2 Triples in a game	Jax Biggers vs. Auburn (SEC Tournament), May 25, 2017
Led off a game with a HR	Casey Martin at Alabama, March 24, 2019
2 Home runs in a game	Heston Kjerstad vs. Oral Roberts, April 9, 2019
3 Home runs in a game	Chad Spanberger vs. Auburn (SEC Tournament), May 26, 2017
Grand Slam	Heston Kjerstad vs. Oral Roberts, April 9, 2019
HR in consecutive AB	Jack Kenley vs. Stony Brook, March 2, 2019
HR in 4 straight games	Aaron Murphree vs. OSU, So. Dakota St. & Siena, March 2-8, 2008
HR in 5 straight games	Aaron Murphree vs. OSU, So. Dakota St. & Siena, March 2-8, 2008
HR in 6 straight games	Aaron Murphree vs. OSU, So. Dakota St. & Siena, March 2-9, 2008
Pinch-hit home run	Evan Lee at Mississippi State, April 21, 2018
Inside the park home run	Casey Martin vs. Louisiana Tech, March 10, 2019
Back-to-Back Home Runs	Jared Gates & Evan Lee at #2 Florida, March 25, 2018
4 Runs in a game	Luke Bonfield vs. Nebraska, March 4, 2017
5 Runs in a game	Eric Cole vs South Carolina (NCAA Super), June 11, 2018
6 Runs in a game	Jeremy Jackson vs. Northeastern (Okla.), April 16, 1997
4 RBI in a game	Matt Goodheart vs. Oral Roberts, April 9, 2019
5 RBI in a game	Heston Kjerstad vs. Oral Roberts, April 9, 2019
6 RBI in a game	Casey Martin vs. Dayton, Feb. 28, 2018
7 RBI in a game	Chad Spanberger vs. Auburn (SEC Tournament), May 25, 2017
8 RBI in a game	Rodney Nye vs. ORU, April 14, 1999
9 RBI in a game	Ryan Lundquist vs. Central Missouri St., March 4, 1997
2 Stolen bases in a game	Jack Kenley vs. Stony Brook, March 1, 2019
3 Stolen bases in a game	Andrew Benintendi vs Stephen F. Austin, April 15, 2015
4 Stolen bases in a game	Kacey Murphree vs. Ole Miss, May 19, 2007
Stole home	Bobby Wernes vs. Ole Miss, March 28, 2015
2 Errors in a game	Casey Martin vs. Oral Roberts, April 9, 2019
3 Errors in a game	Bobby Wernes, at LSU, April 12, 2014
4 Errors in a game	Chris Shaddy vs. TCU, April 27, 1980
9-Inning no-hitter	Scott Roehl vs. Kansas St., March 20, 2001
9-Inning combined no-hitter	Nick Schmidt (6.0), Brian McLelland (1.0) & Devin Collis (2.0) vs. Oklahoma State, February 12, 2006
7-inning combined no-hitter	D. Taccolini (2.0), M. Cronin (3.0), & J. Alberius (2) vs. Auburn (SEC Tournament), May 25, 2017
1-Hitter	Trevor Stephan (7.0) at Tennessee, May 6, 2017
1-Hitter combined	P. Wicklander (5.0 IP, 1 H), K. Ramage (1.0 IP), J. Kostyshock (1.0 IP), K. Kopps (1.0 IP), M. Cronin (1.0 IP)
2-Hitter	Kacey Murphy vs. Florida (SEC Tournament), May 27, 2017
2-Hitter combined	I. Campbell (7.0 IP, 2 H), J. Kostyshock (1.0 IP, 0 H), M. Cronin (1.0 IP, 0 H)
3-Hitter	Ryne Stanek (9.0 IP), at No. 6 South Carolina, March 23, 2013
3-Hitter combined	Isaiah Campbell (5.0 IP, 2 H) and Matt Cronin (2.0 IP, 1 H) vs. S. Carolina, April 14, 2018
Complete game	Kacey Murphy vs. Florida (SEC Tournament), May 27, 2017
Complete-game shutout	Kacey Murphy vs. Florida (SEC Tournament), May 27, 2017
10-inning or more start	Dominic Taccolini at #12 Kentucky (10 innings), April 22, 2016
Had 10 strikeouts	Isaiah Campbell vs. Louisiana Tech, March 8, 2019
Had 11 strikeouts	Isaiah Campbell vs. Missouri, March 15, 2019
Had 12 strikeouts	Trevor Stephan vs. Oral Roberts (NCAA Regional), June 2, 2017
Had 13 strikeouts	Isaiah Campbell vs. Stony Brook, March 1, 2019
Had 14 strikeouts	David Walling vs. South Carolina, May 16, 1999
Had 15 strikeouts	Nick Schmidt vs. Auburn, May 18, 2006
Had 16 strikeouts	David Walling vs. Eastern Illinois, Feb. 20, 1998
Had 17 strikeouts	Jess Todd vs. South Carolina (SEC Tournament), May 24, 2007

THE LAST TIME AN ARKANSAS TEAM...

Scored 10 runs	at Alabama, March 24, 2019
Scored 11 runs	at #9 Texas, March 19, 2019
Scored 12 runs	at Alabama, March 22, 2019
Scored 13 runs	vs. South Carolina (SEC Tournament), May 23, 2018
Scored 14 runs	vs. South Carolina (NCAA Super), June 11, 2018
Scored 15 runs	vs. Oral Roberts, April 9, 2019
Scored 16 runs	vs. No. 4 Kentucky, March 17, 2018
Scored 17 runs	vs. Villanova, February 19, 2012
Scored 18 runs	vs. Dayton, Feb. 28, 2018
Scored 19 runs	vs. Grambling State (Fayetteville Regional), June 4, 2010
Scored 20 runs	vs. Mississippi Valley State, Feb. 24, 2016
Scored 21 runs	vs. Mississippi Valley State, Feb. 23, 2016
Scored 22 runs	vs. Louisiana Tech, Feb. 14, 2004
Scored 23 runs	Never
Scored 24 runs	Missouri Southern, Feb. 11, 1998
Scored 25 runs	Missouri Southern, Feb. 4, 2001
Scored 26 runs	vs. Iowa (in Arlington, Texas), Feb. 14, 1997
Scored 27 runs	Never
Scored 28 runs	vs. Wisconsin-Milwaukee (2), Feb. 18, 2007
Scored 29 runs	Morningside, April 6, 1968
Scored 30 runs	Evan Lee at Mississippi State, March 30, 1997
Scored 31-32 runs	32 vs. Bucknell, Feb. 17, 2018
Scored 33 + runs	33 vs. Southwest Baptist, March 21, 1984
Had 14 hits	vs. Oral Roberts, April 9, 2019
Had 15 hits	at Alabama, March 22, 2019
Had 16 hits	vs. ULM, March 7, 2017
Had 17 hits	vs. No. 13 Auburn, April 7, 2018
Had 18 hits	vs. Eastern Illinois, Feb. 16, 2019
Had 19 hits	vs. No. 4 Kentucky, March 17, 2018
Had 20 hits	vs. Dayton, Feb. 28, 2018
Had 21 hits	Kentucky, April 28, 2001
Had 22 hits	vs. Bucknell, Feb. 17, 2018
Had 23 hits	Centenary, March 31, 1999
Had 24 hits	Georgia, March 17, 2001
Had 25 hits	at Centenary, March 23, 2005
Had 26-29 hits	28 at South Carolina, March 30, 1997
Had 30 hits	vs. Saint Louis, April 7, 2010
Had 31+ hits	32 vs. Southwest Baptist, March 21, 1984
Hit four or more home runs in a game	6 - Jared Gates, Luke Bonfield, Carson Shaddy, Dominic Fletcher, Grant Koch, Casey Martin vs. Bucknell, Feb. 17, 2018
	5 - Biggers, Martin, Bonfield, Shaddy (2) vs. No. 4 Kentucky, March 17, 2018
	4 - Kjerstad (2), Shaddy, Biggers vs. Oral Roberts (NCAA Regional), June 1, 2018
	4 - Casey Martin, Jordan McFarland (2), Carson Shaddy vs. Kent State, March 11, 2018
	4 - E. Cole, H. Kjerstad, D. Fletcher, G. Koch at #4 Ole Miss, March 31, 2018
	4 - T. Ezell, H. Kjerstad, C. Franklin, J. Kenley vs. E. Illinois, Feb. 16, 2019
4 Errors in a game	vs. Little Rock, April 2, 2019
5 Errors in a game	vs. South Carolina (SEC Tournament), May 23, 2018
6 Errors in a game	vs. Eastern Illinois, March 5, 2016
7 Errors in a game	vs. La. Tech, March 20, 2001
Was Shutout	at Alabama, March 23, 2019
Was Shutout Back-to-Back	vs. LSU, April 23-24, 2005 (7-0, 6-0)
Held to 1 hit	vs. Missouri State, May 17, 2016
Held to 2 hits	vs. Oregon State, June 28, 2018
Held to 3 hits	vs. LSU, May 26, 2018 (2-1)
Did not strikeout	vs. Eastern Illinois, Feb. 16, 2019
Swept an SEC Home Series (three games)	vs. Missouri, March 15-17, 2019
Swept an SEC Road Series (three games)	at Alabama, April 30-May 2, 2015
Was Swept in SEC Home Series	vs. Alabama, May 13-15, 2016
Was Swept in SEC Road Series	at Mississippi State, April 20-21, 2018
Swept a Non-conference Home Series	vs. Western Illinois, March 12-13, 2019
Swept a Non-conference Road Series	at McNeese State, March 23-24, 2010
Was Swept in a Non-conference Home Series	Gonzaga, March 10-11, 2015
Was Swept in a Non-conference Road Series	at Nebraska, April 16, 2013
Won a Non-conference Home Series	vs. Western Illinois, March 13-14, 2019
Lost a Non-conference Home Series	vs. South Alabama, February 28-March 1, 2014
Lost a Non-conference Road Series	at Nebraska, April 16, 2013
Back-to-Back Shutouts	UK (1-0) April 22 and UK (2-0) April 22-23, 2016
Most Consecutive Shutouts	4 vs. Wisconsin (March 15-16, 1980)
Shut out an opponent at home	vs. Missouri (2-0), March 15, 2019
Shut out an opponent on the road	at #15 Auburn (8-0), April 6, 2019
Shut out a SEC opponent at home	vs. Missouri (2-0), March 15, 2019
Shut out an SEC opponent on the road	at #15 Auburn (8-0), April 6, 2019



|| GAME-BY-GAME HITTING

2019 RECORD: 25-8 • HOME: 17-4 • AWAY: 8-4 • NEUTRAL: 0-0 • SEC: 8-4 • NCAA TOURNAMENT: 0-0

Date	Opponent	AB	R	H	RBI	2B	3B	HR	BB	IBB	SB	CS	HBP	SAC	SF	GDP	K	PO	A	E	Avg
Feb 16, 2019	EASTERN ILLINOIS	38	15	18	15	5	0	4	7	0	2	1	0	0	1	2	0	27	13	0	.474
Feb 16, 2019	EASTERN ILLINOIS	37	12	14	12	3	0	0	4	0	2	0	0	1	2	0	12	27	9	3	.427
Feb 17, 2019	EASTERN ILLINOIS	26	3	6	3	1	0	0	8	1	0	0	0	3	1	1	4	27	7	0	.376
Feb 21, 2019	at USC	33	6	8	5	2	0	0	7	0	3	1	0	0	1	1	10	27	5	1	.343
Feb 22, 2019	at USC	35	8	8	8	2	1	1	8	1	5	0	1	0	0	0	11	27	14	2	.320
Feb 23, 2019	at USC	42	4	11	3	3	0	1	2	1	3	0	0	0	0	0	12	29	11	1	.308
Feb 27, 2019	MEMPHIS	32	10	8	9	0	0	0	9	0	5	0	1	0	1	0	6	27	7	0	.300
Mar 01, 2019	STONY BROOK	28	3	6	2	2	1	0	2	0	2	1	0	0	0	1	4	27	5	0	.292
Mar 01, 2019	STONY BROOK	30	4	7	3	2	0	0	3	0	3	0	0	1	1	0	6	27	9	2	.286
Mar 02, 2019	STONY BROOK	40	15	15	14	2	1	4	6	0	1	0	1	0	0	0	6	27	10	2	.296
Mar 06, 2019	CHARLOTTE	29	9	9	8	1	1	2	7	0	0	0	2	2	1	0	6	27	11	1	.297
Mar 08, 2019	LOUISIANA TECH	28	4	6	4	1	0	0	6	0	0	0	2	1	0	1	7	27	6	0	.291
Mar 09, 2019	LOUISIANA TECH	41	7	15	7	3	0	2	3	0	0	0	0	0	1	0	12	27	11	2	.298
Mar 10, 2019	LOUISIANA TECH	33	11	12	10	1	1	1	5	0	3	0	0	1	1	1	7	27	6	1	.303
Mar 12, 2019	WESTERN ILLINOIS	31	8	11	8	1	1	2	4	0	2	0	3	0	2	1	7	27	7	2	.306
Mar 13, 2019	WESTERN ILLINOIS	32	11	12	9	3	0	0	8	1	2	1	4	2	1	0	8	24	12	0	.310
Mar 15, 2019	MISSOURI	28	2	5	2	3	0	0	3	0	1	0	1	1	1	0	8	27	6	1	.304
Mar 16, 2019	MISSOURI	26	4	6	3	0	0	0	2	0	2	0	2	1	1	2	10	27	9	1	.301
Mar 17, 2019	MISSOURI	30	3	5	2	0	0	1	1	0	1	0	0	0	0	0	5	27	7	1	.294
Mar 19, 2019	at Texas	37	11	11	10	3	0	2	6	0	2	1	0	0	0	0	7	27	9	0	.294
Mar 20, 2019	at Texas	33	6	9	5	3	0	0	4	0	1	1	4	3	0	1	8	24	12	1	.293
Mar 22, 2019	at Alabama	40	12	15	12	3	0	3	1	0	0	0	2	0	0	0	14	27	6	0	.298
Mar 23, 2019	at Alabama	29	0	4	0	1	0	0	4	0	0	1	0	0	0	1	4	24	8	1	.292
Mar 24, 2019	at Alabama	38	10	14	8	4	0	2	4	0	4	0	2	1	1	1	9	27	12	3	.295
Mar 26, 2019	at Missouri State	35	8	10	8	0	0	1	6	0	2	0	1	1	0	1	10	27	8	1	.295
Mar 29, 2019	OLE MISS	32	5	8	5	2	0	0	4	0	0	0	0	1	0	0	9	27	8	1	.293
Mar 30, 2019	OLE MISS	30	3	6	3	3	0	2	5	0	0	1	1	0	0	2	12	27	9	0	.290
Mar 31, 2019	OLE MISS	35	5	11	4	1	0	1	2	0	0	1	0	0	0	2	8	27	10	1	.291
Apr 02, 2019	LITTLE ROCK	36	7	13	7	1	0	1	8	0	1	0	2	1	1	0	8	27	10	4	.294
Apr 05, 2019	at Auburn	34	3	8	3	1	1	1	2	0	0	0	0	0	1	0	13	24	10	0	.292
Apr 05, 2019	at Auburn	58	9	14	9	3	1	2	11	2	0	1	1	1	1	0	20	45	24	2	.289
Apr 06, 2019	at Auburn	34	8	10	8	2	0	1	9	0	3	1	0	0	0	0	3	27	9	0	.289
Apr 09, 2019	ORAL ROBERTS	39	15	14	14	5	0	3	13	0	0	0	0	0	1	0	9	27	7	3	.291
Totals		1129	241	329	223	67	8	37	174	6	50	11	30	21	20	18	275	899	307	36	.291



2019 RECORD: 25-8 • HOME: 17-4 • AWAY: 8-4 • NEUTRAL: 0-0 • SEC: 8-4 • NCAA TOURNAMENT: 0-0

Date	Opponent	IP	H	R	ER	BB	SO	2B	3B	HR	WP	BK	HBP	DP	IBB	Score	W	L	SV	ERA
Feb 16, 2019	EASTERN ILLINOIS	9.0	11	7	7	2	8	2	0	1	0	1	0	1	0	15-7	1	0	0	7.00
Feb 16, 2019	EASTERN ILLINOIS	9.0	9	3	0	3	12	0	0	0	0	0	0	2	0	12-3	2	0	0	3.50
Feb 17, 2019	EASTERN ILLINOIS	9.0	7	2	2	3	8	2	0	0	0	0	0	1	0	3-2	3	0	0	3.00
Feb 21, 2019	at USC	9.0	4	3	3	4	14	1	0	0	0	0	3	1	0	6-3	4	0	1	3.00
Feb 22, 2019	at USC	9.0	9	6	3	2	6	1	0	0	0	0	0	2	0	8-6	5	0	2	3.00
Feb 23, 2019	at USC	9.2	9	6	6	2	7	1	0	2	0	0	0	0	0	4-6	5	1	2	3.46
Feb 27, 2019	MEMPHIS	9.0	6	3	3	2	12	2	0	2	1	0	2	1	0	10-3	6	1	2	3.39
Mar 01, 2019	STONY BROOK	9.0	6	1	1	2	18	1	0	1	0	0	0	0	0	3-1	7	1	3	3.10
Mar 01, 2019	STONY BROOK	9.0	8	3	3	2	11	1	0	1	1	0	0	0	0	4-3	8	1	4	3.09
Mar 02, 2019	STONY BROOK	9.0	10	7	7	7	10	2	0	0	2	0	2	1	0	15-7	9	1	4	3.47
Mar 06, 2019	CHARLOTTE	9.0	3	2	2	6	14	0	0	0	0	0	0	1	0	9-2	10	1	4	3.34
Mar 08, 2019	LOUISIANA TECH	9.0	7	2	2	1	14	1	0	0	0	0	1	1	0	4-2	11	1	5	3.23
Mar 09, 2019	LOUISIANA TECH	9.0	11	12	7	2	9	2	0	3	1	0	4	0	0	7-12	11	2	5	3.52
Mar 10, 2019	LOUISIANA TECH	9.0	3	0	0	3	16	0	0	0	0	0	1	1	0	11-0	12	2	5	3.27
Mar 12, 2019	WESTERN ILLINOIS	9.0	1	0	0	3	14	0	0	0	0	0	0	0	0	8-0	13	2	5	3.05
Mar 13, 2019	WESTERN ILLINOIS	8.0	4	1	1	1	10	0	0	0	0	0	1	2	0	11-1	14	2	5	2.94
Mar 15, 2019	MISSOURI	9.0	2	0	0	3	15	0	0	0	2	0	0	0	0	2-0	15	2	6	2.77
Mar 16, 2019	MISSOURI	9.0	7	3	3	1	6	2	0	0	0	0	0	0	0	4-3	16	2	7	2.78
Mar 17, 2019	MISSOURI	9.0	5	2	2	3	11	0	0	1	1	0	2	0	0	3-2	17	2	7	2.74
Mar 19, 2019	at Texas	9.0	6	4	4	2	9	2	0	1	0	0	0	0	0	11-4	18	2	7	2.81
Mar 20, 2019	at Texas	8.0	6	7	6	14	5	1	0	0	1	0	4	1	0	6-7	18	3	7	2.97
Mar 22, 2019	at Alabama	9.0	7	3	3	3	8	1	0	0	2	0	1	0	0	12-3	19	3	7	2.97
Mar 23, 2019	at Alabama	8.0	9	10	10	7	2	1	0	1	2	0	0	0	0	0-10	19	4	7	3.30
Mar 24, 2019	at Alabama	9.0	5	2	1	5	10	0	0	0	1	0	0	0	0	10-2	20	4	7	3.20
Mar 26, 2019	at Missouri State	9.0	7	2	2	3	10	0	0	0	1	0	2	1	0	8-2	21	4	7	3.15
Mar 29, 2019	OLE MISS	9.0	6	3	3	4	8	2	0	1	0	0	0	0	0	5-3	22	4	8	3.15
Mar 30, 2019	OLE MISS	9.0	12	4	4	1	5	2	0	2	0	0	0	1	0	3-4	22	5	8	3.18
Mar 31, 2019	OLE MISS	9.0	14	10	10	12	6	2	0	1	1	0	2	1	0	5-10	22	6	8	3.42
Apr 02, 2019	LITTLE ROCK	9.0	16	17	10	6	8	4	0	1	2	0	3	0	0	7-17	22	7	8	3.65
Apr 05, 2019	at Auburn	8.0	11	6	6	3	5	3	0	0	0	0	0	0	0	3-6	22	8	8	3.75
Apr 05, 2019	at Auburn	15.0	11	6	4	9	12	4	0	1	4	0	3	1	2	9-6	23	8	8	3.67
Apr 06, 2019	at Auburn	9.0	5	0	0	4	10	1	0	0	1	0	1	1	0	8-0	24	8	9	3.56
Apr 09, 2019	ORAL ROBERTS	9.0	10	8	7	4	7	1	1	2	2	1	1	0	0	15-8	25	8	9	3.66
Totals		299.2	248	145	122	129	320	42	1	21	25	2	33	20	2	241-145	25	8	9	3.66



TEAM GAME HIGHS (2019)

Team Batting

At bats:	58	at Auburn (Apr 05, 2019)
Runs scored:	15	vs Eastern Illinois (Feb 16, 2019)
	15	vs Stony Brook (Mar 02, 2019)
	15	vs Oral Roberts (Apr 09, 2019)
Hits:	18	vs Eastern Illinois (Feb 16, 2019)
RBI's:	15	vs Eastern Illinois (Feb 16, 2019)
Doubles:	5	vs Eastern Illinois (Feb 16, 2019)
	5	vs Oral Roberts (Apr 09, 2019)
Triples:	1	(8 games)
Home runs:	4	vs Eastern Illinois (Feb 16, 2019)
	4	vs Stony Brook (Mar 02, 2019)
Total bases:	35	vs Eastern Illinois (Feb 16, 2019)
Walks:	13	vs Oral Roberts (Apr 09, 2019)
Strikeouts:	20	at Auburn (Apr 05, 2019)
Sac hits:	3	vs Eastern Illinois (Feb 17, 2019)
	3	at Texas (Mar 20, 2019)
Sac flies:	2	vs Eastern Illinois (Feb 16, 2019)
	2	vs Western Illinois (Mar 12, 2019)
Stolen bases:	5	at USC (Feb 22, 2019)
	5	vs Memphis (Feb 27, 2019)
Hit by pitch:	4	vs Western Illinois (Mar 13, 2019)
	4	at Texas (Mar 20, 2019)
Caught stealing:	1	(11 games)
Runners LOB:	18	at Auburn (Apr 05, 2019)
Hit into DP:	3	vs Eastern Illinois (Feb 16, 2019)

Fielding

Putouts:	45	at Auburn (Apr 05, 2019)
Assists:	24	at Auburn (Apr 05, 2019)
Errors:	4	vs Little Rock (Apr 02, 2019)
Passed balls:	1	at Alabama (Mar 22, 2019)
	1	vs Little Rock (Apr 02, 2019)
DPs turned:	2	vs Eastern Illinois (Feb 16, 2019)
	2	at USC (Feb 22, 2019)
	2	vs Western Illinois (Mar 13, 2019)

Pitching

Innings pitched:	15.0	at Auburn (Apr 05, 2019)
Runs allowed:	17	vs Little Rock (Apr 02, 2019)
Earned runs:	10	at Alabama (Mar 23, 2019)
	10	vs Ole Miss (Mar 31, 2019)
	10	vs Little Rock (Apr 02, 2019)
Walks allowed:	14	at Texas (Mar 20, 2019)
Strikeouts:	18	vs Stony Brook (Mar 01, 2019)
Hits allowed:	16	vs Little Rock (Apr 02, 2019)
Doubles allowed:	4	vs Little Rock (Apr 02, 2019)
	4	at Auburn (Apr 05, 2019)
Triples allowed:	1	vs Oral Roberts (Apr 09, 2019)
Homers allowed:	3	vs Louisiana Tech (Mar 09, 2019)
Wild pitches:	4	at Auburn (Apr 05, 2019)
Hit batters:	4	vs Louisiana Tech (Mar 09, 2019)
	4	at Texas (Mar 20, 2019)

INDIVIDUAL GAME HIGHS (2019)

Individual Batting

At bats:	8	Heston Kjerstad at Auburn (Apr 05, 2019)
Runs scored:	3	(7 games)
Hits:	4	Heston Kjerstad vs Western Illinois (Mar 12, 2019)
	4	Dominic Fletcher at Auburn (Apr 05, 2019)
	4	Casey Martin vs Oral Roberts (Apr 09, 2019)
RBI's:	5	Jack Kenley vs Stony Brook (Mar 02, 2019)
	5	Heston Kjerstad vs Oral Roberts (Apr 09, 2019)
Doubles:	2	(8 games)
Triples:	1	(8 games)
Home runs:	2	Jack Kenley vs Stony Brook (Mar 02, 2019)
	2	Heston Kjerstad vs Oral Roberts (Apr 09, 2019)
Total bases:	9	Heston Kjerstad vs Western Illinois (Mar 12, 2019)
Walks:	3	(5 games)
Strikeouts:	4	(4 games)
Sac hits:	2	Jacob Nesbit vs Eastern Illinois (Feb 17, 2019)
Sac flies:	1	(20 games)
Stolen bases:	2	(4 games)
Hit by pitch:	2	Heston Kjerstad vs Western Illinois (Mar 13, 2019)
	2	Jack Kenley at Texas (Mar 20, 2019)
Caught stealing:	1	(11 games)
Runners LOB:	6	Jack Kenley vs Missouri (Mar 15, 2019)

Fielding

Putouts:	20	Trevor Ezell at Auburn (Apr 05, 2019)
Assists:	7	Jack Kenley vs Eastern Illinois (Feb 16, 2019)
Errors:	2	(4 games)
Passed balls:	1	Casey Opitz at Alabama (Mar 22, 2019)
	1	Zack Plunkett vs Little Rock (Apr 02, 2019)

Pitching

Innings pitched:	7.0	(4 games)
Runs allowed:	6	Isaiah Campbell at USC (Feb 22, 2019)
Earned runs:	4	Caden Monke vs Stony Brook (Mar 02, 2019)
	4	Patrick Wicklander at Texas (Mar 19, 2019)
	4	Kole Ramage vs Little Rock (Apr 02, 2019)
Walks allowed:	5	Cody Scroggins vs Ole Miss (Mar 31, 2019)
	5	Kole Ramage at Auburn (Apr 05, 2019)
Strikeouts:	13	Isaiah Campbell vs Stony Brook (Mar 01, 2019)
Hits allowed:	7	Isaiah Campbell vs Louisiana Tech (Mar 08, 2019)
	7	Connor Noland vs Ole Miss (Mar 30, 2019)
	7	Isaiah Campbell at Auburn (Apr 05, 2019)
Doubles allowed:	2	(5 games)
Triples allowed:	1	Marshall Denton vs Oral Roberts (Apr 09, 2019)
Homers allowed:	1	(21 games)
Wild pitches:	2	Evan Taylor vs Stony Brook (Mar 02, 2019)
	2	Kole Ramage at Auburn (Apr 05, 2019)
Hit batters:	2	(5 games)

#32 MATT CRONIN • JR • LHP • 6-2 • 190

CAREER HIGHS

Category	High	Opponent (Last)	Date
Innings	4.0	at San Diego State	2/24/18
Longest Start	--	--	--
Shortest Start	--	--	--
Longest Relief	4.0	at San Diego State	2/24/18
Hits	4	No. 4 Kentucky	3/16/18
Runs	3	2x (vs. Oregon St.)	6/27/18
Earned Runs	3	2x (vs. Oregon St.)	6/27/18
Walks	3	vs. Auburn	5/25/17
Strikeouts	6	vs. Auburn	5/25/17

CRONIN'S CAREER APPEARANCES

Matt Cronin 2019 Game-By-Game (Junior)
(12 Appearances, 0 Starts)

Date	Opponent	IP	H	R-ER	BB	K	Result
2/17/19	Eastern Illinois	1.2	1	0-0	1	1	W, 1-0
2/21/19	at USC	1.1	0	0-0	0	4	S, 1
2/22/19	at USC	1.0	0	0-0	0	1	S, 2
3/1/19	Stony Brook	1.0	2	0-0	1	3	S, 3
3/8/19	Louisiana Tech	1.0	0	0-0	1	1	S, 4
3/12/19	Western Illinois	1.0	0	0-0	1	2	ND
3/15/19	Missouri	1.0	0	0-0	1	3	S, 5
3/16/19	Missouri	1.0	0	0-0	0	1	S, 6
3/24/19	at Alabama	1.0	0	0-0	0	2	ND
3/26/19	at Missouri St.	1.0	0	0-0	0	0	ND
3/29/19	#21 Ole Miss	1.2	1	1-1	1	3	S, 7
4/5/19	at #15 Auburn	1.2	1	0-0	2	3	ND
TOTALS	12 G, 0 GS	14.1	5	1-1	8	24	1-0 (7 SV)

Matt Cronin 2018 Game-By-Game (Sophomore)
(25 Appearances, 0 Starts)

Date	Opponent	IP	H	R-ER	BB	K	Result
2/18/18	Bucknell	1.0	1	0-0	0	1	W, 1-0
2/21/18	vs. Arizona	2.1	0	0-0	1	3	S, 1
2/24/18	at San Diego St.	4.0	0	0-0	0	5	W, 2-0
3/3/18	USC	2.2	2	2-2	2	2	ND
3/9/18	Kent State	1.0	0	0-0	0	1	ND
3/14/18	Texas	1.2	1	0-0	0	2	S, 2
3/16/18	#4 Kentucky	2.2	4	2-2	0	4	S, 3
3/23/18	at # 2 Florida	2.0	1	0-0	0	4	S, 4
3/25/18	at # 2 Florida	1.2	1	1-1	0	0	ND
3/29/18	at #4 Ole Miss	3.0	1	0-0	1	5	S, 5
3/31/18	at #4 Ole Miss	2.0	1	2-2	1	1	ND
4/6/18	#13 Auburn	2.2	0	0-0	0	1	S, 6
4/10/18	Grambling St.	1.0	0	0-0	0	1	S, 7
4/14/18	South Carolina	1.0	0	0-0	0	1	S, 8
4/14/18	South Carolina	2.0	1	0-0	0	1	S, 9
4/20/18	at Mississippi St.	2.0	1	3-3	3	5	L, 2-1
5/13/18	#20 Texas A&M	2.0	0	2-2	2	2	ND
5/17/18	at #13 Georgia	2.2	3	1-1	0	3	S, 10
5/25/18	vs. Florida	2.0	0	0-0	1	5	S, 11
6/3/18	Dallas Baptist	2.0	3	1-1	0	4	S, 12

6/11/18	#25 South Carolina	1.0	0	0-0	1	1	ND
6/20/18	vs. Texas Tech	1.1	2	2-2	1	2	ND
6/22/18	vs. Florida	2.0	1	0-0	0	2	S, 13
6/26/18	vs. Oregon St.	1.0	0	0-0	0	2	S, 14
6/27/18	vs. Oregon St.	1.2	2	3-3	1	1	L, 2-2
TOTALS	25 G, 0 GS	50.1	25	19-19	14	59	2-2 (14 SV)

Matt Cronin 2017 Game-By-Game (Freshman)
(15 Appearances, 0 Starts)

Date	Opponent	IP	H	R-ER	BB	K	Result
3/4/17	vs. Nebraska	1.0	0	0-0	0	2	ND
3/8/17	ULM	2.0	0	0-0	2	3	ND
3/15/17	Alcorn State	2.0	2	1-1	0	4	ND
3/22/17	New Orleans	0.0	0	1-1	1	0	ND
4/1/17	at Alabama	1.0	1	0-0	1	1	ND
4/5/17	Grand Canyon	1.0	0	0-0	0	2	ND
4/11/17	at Missouri State	1.2	1	0-0	1	2	W, 1-0
4/18/17	Memphis	1.1	2	0-0	0	2	W, 2-0
4/25/17	vs. Kansas State	3.0	2	0-0	1	5	ND
5/19/17	at #22 Texas A&M	0.1	0	0-0	0	0	ND
5/25/17	vs. Auburn	3.0	0	0-0	3	6	W, 3-0
5/28/17	vs. LSU	0.1	0	0-0	0	1	ND
6/2/17	Oral Roberts	0.1	0	0-0	0	1	ND
6/3/17	Missouri State	0.0	0	1-1	1	0	L, 3-1
6/4/17	Missouri State	1.0	0	1-1	2	2	ND
TOTALS	15 G, 0 GS	18.0	8	4-4	12	31	3-1

2019 TRENDS

- Has pitched at least one inning in each of his last 38 outings dating back to 2017.
- Has thrown 1.2 innings in two-straight appearances, saving one game (Ole Miss).
- Began the year on a 11-inning scoreless streak (Feb. 17-March 26), saving six games.
- Earned a save on consecutive days against Missouri (March 15-16). Second instance this year (USC).
- Only allowed one run in 2019, a home run, against Ole Miss.
- Has struck out two or more batters in three of his last four appearances.
- Just two hits allowed in last 9.2 innings
- Earned fifth win of career in first appearance of 2019 (vs. Eastern Illinois).
- Tied for 4th in SEC in saves (7)
- Tied for 4th in SEC in games finished (11).
- Ranks 2nd on Arkansas career chart with 22 saves - (33 - Philip Stidham (1989-91).

Matt Cronin Career Stats

Year	ERA	W	L	App	GS	CG	SHO	CBO	SV	IP	H	R	ER	BB	SO	2B	3B	HR	BF	B/Avg	WP	HBP	BK	SFA	SHA	PO	A	E	FLD%
2017	2.00	3	1	15	0	0	0	2	1	18.0	8	4	4	12	31	1	0	1	76	.136	0	3	0	0	2	0	2	0	1.000
2018	3.54	2	2	25	0	0	0	3	14	48.1	25	19	19	14	59	6	0	3	183	.154	5	1	0	4	2	0	5	0	1.000
2019	0.63	1	0	12	0	0	0	2	7	14.1	5	1	1	8	24	0	0	1	55	.106	1	0	0	0	0	0	0	0	1.000
TOTAL	2.68	6	3	52	0	0	0	7	22	80.2	38	24	24	34	114	7	0	5	314	.142	6	4	0	4	4	0	7	0	1.000

Matt Cronin Career SEC Stats

Year	ERA	W	L	App	GS	CG	SHO	CBO	SV	IP	H	R	ER	BB	SO	2B	3B	HR	BF	B/Avg	WP	HBP	BK	SFA	SHA	PO	A	E	FLD%
2017	0.00	0	0	2	0	0	0	0	0	1.1	1	0	0	1	1	0	0	0	6	.333	0	1	0	0	1	0	0	0	.000
2018	4.18	0	1	11	0	0	0	2	7	23.2	13	11	11	7	27	2	0	2	91	.157	2	0	0	0	1	0	2	0	1.000
2019	1.42	0	0	5	0	0	0	1	3	6.1	2	1	1	4	12	0	0	1	25	.095	1	0	0	0	0	0	0	0	1.000
TOTAL	3.45	0	1	18	0	0	0	3	10	31.1	16	12	12	12	40	2	0	3	122	.150	3	1	0	0	2	0	2	0	1.000

CAREER HIGHS

Category	High	Opponent (Last)	Date
Innings	4.2	2x (at No. 15 Auburn)	4/5/19
Longest Start	4.2	at No. 13 Georgia	5/19/18
Shortest Start	1.2	No. 4 Kentucky	3/17/18
Longest Relief	4.2	at No. 15 Auburn	4/5/19
Hits	6	at No. 13 Georgia	5/19/18
Runs	5	ULM	4/3/18
Earned Runs	4	Little Rock	4/2/19
Walks	5	at No. 15 Auburn	4/5/19
Strikeouts	5	3x (at No. 13 Georgia)	5/19/18

RAMAGE'S CAREER APPEARANCES

Kole Ramage 2019 Game-By-Game (Sophomore)
(14 Appearances, 0 Starts)

Date	Opponent	IP	H	R-ER	BB	K	Result
2/16/19	Eastern Illinois	2.1	4	1-0	2	4	W, 1-0
2/21/19	at USC	3.1	2	0-0	0	2	W, 2-0
3/1/19	Stony Brook	3.2	2	0-0	1	4	W, 3-0
3/6/19	Charlotte	1.0	0	0-0	0	1	ND
3/9/19	Louisiana Tech	0.2	3	2-0	0	0	ND
3/12/19	Western Illinois	1.0	0	0-0	0	1	ND
3/16/19	Missouri	3.0	2	2-2	0	1	W, 4-0
3/20/19	at #9 Texas	3.0	0	0-0	0	3	W, 5-0
3/23/19	at Alabama	3.1	3	3-3	0	1	ND
3/28/19	at Missouri St.	2.0	1	0-0	2	2	ND
3/29/19	#21 Ole Miss	3.1	3	1-1	0	2	ND
4/2/19	Little Rock	0.2	3	4-4	1	1	L, 5-1
4/5/19	at #15 Auburn	4.2	3	2-0	5	3	ND
4/9/19	Oral Roberts	1.0	3	3-2	0	0	W, 6-1
TOTALS	14 G, 0 GS	33.0	29	18-12	11	25	6-1

Kole Ramage 2018 Game-By-Game (Freshman)
(21 Appearances, 2 Starts)

Date	Opponent	IP	H	R-ER	BB	K	Result
2/16/18	Bucknell	2.0	1	0-0	0	4	ND
2/25/18	at San Diego	1.0	3	3-2	1	0	ND
3/1/18	Dayton	2.0	2	0-0	0	3	ND
3/9/18	Kent State	2.0	2	1-1	0	4	ND
3/11/18	Kent State	0.0	1	1-0	1	0	ND
3/14/18	Texas	2.2	2	0-0	2	3	ND
3/17/18	No. 4 Kentucky*	1.2	2	4-1	1	2	ND
3/21/18	at Charlotte	1.0	2	1-1	0	1	L, 0-1
3/30/18	at No. 4 Ole Miss	3.2	0	0-0	0	5	ND
4/3/18	ULM	1.1	1	5-1	2	1	ND
4/10/18	Grambling St.	2.2	3	4-0	1	5	ND
4/12/18	South Carolina	0.1	1	0-0	0	1	ND
4/17/18	Missouri St.	1.2	0	0-0	0	2	W, 1-1
4/21/18	at Mississippi St.	0.1	1	0-0	0	1	ND
4/29/18	Alabama	0.2	0	3-2	2	2	ND
5/19/18	at #13 Georgia*	4.2	6	2-2	1	5	ND
5/23/18	vs. South Carolina	2.2	5	2-2	2	3	ND
6/10/18	#25 South Carolina	1.0	1	1-1	0	2	ND
6/17/18	vs. Texas	1.0	2	2-2	2	3	ND
6/27/18	vs. Oregon St.	1.2	1	0-0	0	1	ND

6/28/18	vs. Oregon St.	2.0	1	1-1	1	2	ND
TOTALS	21 G, 2 GS	33.1	33	24-14	14	46	1-1

2019 TRENDS

- Pitched 2.0 or more innings in six of last eight appearances
- Tied for team lead in wins (6); Most recent win came vs. Oral Roberts (April 9).
- Has thrown 3.0 innings or more in four of six victories.
- Did not give up an earned run in his first 12 innings of the season; Walked only three during that same stretch.
- Tied a career-long 4.2 innings at No. 15 Auburn (April 5), his longest relief appearance of his career.
- Has given up only three hits in five of last six outings
- Walked a career-high five at No. 15 Auburn (April 5); Never walked more than two in an outing before April 5 - 33-straight appearances
- T-1st in SEC in wins (6)
- T-7th in SEC in least hits allowed (29).

Kole Ramage Career Stats

Year	ERA	W	L	App	GS	CG	SHO	CBO	SV	IP	H	R	ER	BB	SO	2B	3B	HR	BF	B/Avg	WP	HBP	BK	SFA	SHA	PO	A	E	FLD%
2018	4.00	1	1	21	2	0	0	1	0	36.0	36	30	16	16	50	5	0	3	164	.261	8	2	0	2	6	4	8	0	1.000
2019	2.81	5	1	13	0	0	0	1	0	32.0	26	15	10	11	25	3	0	3	132	.224	3	2	0	1	2	2	8	0	1.000
TOTAL	3.44	6	2	34	2	0	0	2	0	68.0	62	45	26	27	75	8	0	6	296	.244	11	4	0	3	8	6	16	0	1.000

Kole Ramage Career SEC Stats

Year	ERA	W	L	App	GS	CG	SHO	CBO	SV	IP	H	R	ER	BB	SO	2B	3B	HR	BF	B/Avg	WP	HBP	BK	SFA	SHA	PO	A	E	FLD%
2018	3.97	0	0	6	2	0	0	0	0	11.1	10	9	5	4	16	3	0	1	51	.227	4	1	0	1	1	3	1	0	1.000
2019	3.77	1	0	4	0	0	0	0	0	14.1	11	8	6	5	7	3	0	1	60	.220	2	2	0	1	2	0	5	0	1.000
TOTAL	3.86	1	0	10	2	0	0	0	0	25.2	21	17	11	9	23	6	0	2	111	.223	6	3	0	2	3	3	6	0	1.000

#35 JACOB KOSTYSHOCK • JR • RHP • 6-4 • 175

2019 TRENDS

- Made first career start in week one against Eastern Illinois (Feb. 17); Career-high five innings pitched.
- Earned his second save career after pitching the final two innings in a 4-3 win over Stony Brook (March 1).
- Has only given up two earned runs in last 6.1 innings.
- Matched a career-best three strikeouts twice this season (vs. EIU, USC).
- Has struck out at least one in nine of 10 appearances
- Matched his career-long in relief with 3.2 innings at USC (Feb. 23).
- Currently out with inflammation in throwing elbow.

CAREER HIGHS

Category	High	Opponent (Last)	Date
Innings	5.0	Eastern Illinois	2/17/19
Longest Start	5.0	Eastern Illinois	2/17/19
Shortest Start	5.0	Eastern Illinois	2/17/19
Longest Relief	3.2	2x (at USC)	2/23/19
Hits	7	at No. 2 Florida	3/24/18
Runs	7	at No. 2 Florida	3/24/18
Earned Runs	5	at No. 2 Florida	3/24/18
Walks	3	vs. Nebraska	3/4/17
Strikeouts	3	3x (at USC)	2/23/19

KOSTYSHOCK'S CAREER APPEARANCES

Jacob Kostyshock 2019 Game-By-Game (Junior)
(10 Appearances, 1 Start)

Date	Opponent	IP	H	R-ER	BB	K	Result
2/17/19	Eastern Illinois*	5.0	3	0-0	2	3	ND
2/23/19	at USC	3.2	3	1-1	0	3	ND
3/1/19	Stony Brook	2.0	1	0-0	0	2	S, 1
3/9/19	Louisiana Tech	1.1	2	3-1	0	2	L, 0-1
3/12/19	Western Illinois	1.0	0	0-0	0	1	ND
3/15/19	Missouri	1.0	0	0-0	1	1	ND
3/17/19	Missouri	2.1	1	2-2	0	3	W, 1-1
3/24/19	at Alabama	1.2	2	0-0	2	1	ND
3/29/19	#21 Ole Miss	0.1	1	0-0	1	0	ND
TOTALS	9 G, 1 GS	18.1	13	6-4	5	15	1-1 (1 SV)

Jacob Kostyshock 2018 Game-By-Game (Sophomore)
(9 Appearances, 0 Starts)

Date	Opponent	IP	H	R-ER	BB	K	Result
2/17/18	Bucknell	1.0	0	0-0	0	2	ND
2/25/18	at San Diego	3.0	3	0-0	0	3	ND
3/9/18	Kent State - 1	1.0	1	0-0	1	1	ND
3/9/18	Kent State - 2	0.1	1	0-0	0	0	ND
3/13/18	Texas	3.0	4	2-2	2	1	S, 1
3/21/18	at Charlotte	1.0	2	1-1	0	0	ND
3/24/18	at No. 2 Florida	3.2	7	7-5	2	2	ND
3/31/18	at No. 4 Ole Miss	0.1	1	2-2	1	0	ND
4/29/18	Alabama	0.2	0	0-0	2	1	ND
TOTALS	9 G, 0 GS	14.0	19	12-10	8	10	0-0 (1 SV)

Jacob Kostyshock 2017 Game-By-Game (Freshman)
(6 Appearances, 0 Starts)

Date	Opponent	IP	H	R-ER	BB	K	Result
3/4/17	vs. Nebraska	0.2	2	3-3	3	2	ND
3/8/17	ULM	2.0	0	0-0	0	2	ND
3/15/17	Alcorn State	1.0	0	0-0	0	0	ND
4/4/17	Grand Canyon	0.2	3	1-1	0	1	ND
4/13/17	Georgia	0.0	0	0-0	2	0	ND
4/25/17	vs. Kansas State	1.0	1	0-0	1	1	W, 1-0
TOTALS	6 G, 0 GS	5.2	6	4-4	6	6	1-0

Jacob Kostyshock Career Stats

Year	ERA	W	L	App	GS	CG	SHO	CBO	SV	IP	H	R	ER	BB	SO	2B	3B	HR	BF	B/Avg	WP	HBP	BK	SFA	SHA	PO	A	E	FLD%
2017	6.75	1	0	6	0	0	0	0	0	5.1	6	4	4	6	6	0	0	0	30	.286	1	2	0	0	1	1	1	0	1.000
2018	6.43	0	0	9	0	0	0	0	1	14.0	19	12	10	8	10	3	0	1	66	.333	2	1	0	0	0	2	2	0	1.000
2019	1.96	1	1	9	1	0	0	2	1	18.1	13	6	4	6	16	1	0	1	77	.191	1	2	0	1	0	2	2	1	.800
TOTAL	4.30	2	1	24	1	0	0	2	2	37.2	38	22	18	20	32	4	0	2	173	.260	4	5	0	1	1	5	5	1	.909

Jacob Kostyshock Career SEC Stats

Year	ERA	W	L	App	GS	CG	SHO	CBO	SV	IP	H	R	ER	BB	SO	2B	3B	HR	BF	B/Avg	WP	HBP	BK	SFA	SHA	PO	A	E	FLD%
2017	0.00	0	0	1	0	0	0	0	0	0.0	0	0	0	2	0	0	0	0	2	.000	0	0	0	0	0	0	0	0	.000
2018	13.50	0	0	3	0	0	0	0	0	4.2	8	9	7	5	3	2	0	0	27	.381	1	1	0	0	0	1	2	0	1.000
2019	3.38	1	0	4	0	0	0	1	0	5.1	4	2	2	4	5	0	0	1	26	.190	1	1	0	0	0	0	0	0	.000
TOTAL	8.10	1	0	8	0	0	0	1	0	10.0	12	11	9	11	8	2	0	1	55	.286	2	2	0	0	0	1	2	0	1.000

- Earned first career win against Memphis (Feb. 17).
- Earned second career save, first of season at #15 Auburn (April 6) with career-high three innings pitched.
- Has throw 1.0 or more innings in seven of last eight appearances.
- Given up two or less hits in 13 of 14 appearances this year.
- Only one earned run allowed in last 4.2 innings
- At least one strikeout in four of last five outings

CAREER HIGHS

Category	High	Opponent (Last)	Date
Innings	3.0	2x (at No. 15 Auburn)	4/6/19
Longest Start	--	--	--
Shortest Start	--	--	--
Longest Relief	3.0	2x (at No. 15 Auburn)	4/6/19
Hits	4	No. 21 Ole Miss	3/31/19
Runs	3	No. 21 Ole Miss	3/31/19
Earned Runs	3	No. 21 Ole Miss	3/31/19
Walks	1	5x (at No. 15 Auburn)	4/6/19
Strikeouts	4	at No. 2 Florida	3/24/19

VERMILLION'S CAREER APPEARANCES

Zebulon Vermillion 2019 Game-By-Game (Sophomore)
(14 Appearances, 0 Starts)

Date	Opponent	IP	H	R-ER	BB	K	Result
2/16/19	Eastern Illinois	1.0	0	0-0	0	1	ND
2/17/19	Eastern Illinois	0.0	1	1-1	0	0	ND
2/21/19	at USC	0.2	1	0-0	0	0	ND
2/27/19	Memphis	2.0	1	0-0	0	1	W, 1-0
3/2/19	Stony Brook	2.0	1	0-0	1	2	W, 2-0
3/9/19	Louisiana Tech	0.2	1	0-0	1	1	ND
3/13/19	Western Illinois	1.2	0	0-0	0	2	ND
3/19/19	at #9 Texas	2.0	1	0-0	1	3	ND
3/23/19	at Alabama	1.0	2	0-0	1	0	ND
3/26/19	at Missouri St.	1.1	1	1-1	0	1	W, 3-0
3/31/19	#21 Ole Miss	1.1	4	3-3	1	1	ND
4/2/19	Little Rock	1.0	1	1-0	0	0	ND
4/5/19	at #15 Auburn	0.2	2	1-1	0	1	ND
4/6/19	at #15 Auburn	3.0	2	0-0	1	3	S, 1
TOTALS	14 G, 0 GS	18.1	18	7-6	6	16	3-0 (1 SV)

Zebulon Vermillion 2018 Game-By-Game (Freshman)
(7 Appearances, 0 Starts)

Date	Opponent	IP	H	R-ER	BB	K	Result
2/17/18	Bucknell	1.0	3	2-2	0	1	ND
2/28/18	Dayton	3.0	3	1-0	0	3	S, 1
3/9/18	Kent State-2	1.0	0	0-0	0	1	ND
3/17/18	Kentucky-1	1.0	2	1-1	0	2	ND
3/21/18	at Charlotte	0.2	0	0-0	0	0	ND
3/24/18	at No. 2 Florida	2.1	3	1-1	0	4	ND
4/21/18	at Mississippi St.	0.1	1	1-1	0	0	ND
TOTALS	7 G, 0 GS	9.1	12	6-5	0	11	0-0 (1 SV)

Zebulon Vermillion Career Stats

Year	ERA	W	L	App	GS	CG	SHO	CBO	SV	IP	H	R	ER	BB	SO	2B	3B	HR	BF	B/Avg	WP	HBP	BK	SFA	SHA	PO	A	E	FLD%
2018	4.82	0	0	7	0	0	0	0	1	9.1	12	6	5	0	11	1	0	0	40	.308	2	1	0	0	0	1	2	0	1.000
2019	2.95	3	0	14	0	0	0	1	1	18.1	18	7	6	5	17	6	0	0	80	.261	1	3	0	2	1	1	4	0	1.000
TOTAL	3.58	3	0	21	0	0	0	1	2	27.2	30	13	11	5	28	7	0	0	120	.278	3	4	0	2	1	2	6	0	1.000

Zebulon Vermillion Career SEC Stats

Year	ERA	W	L	App	GS	CG	SHO	CBO	SV	IP	H	R	ER	BB	SO	2B	3B	HR	BF	B/Avg	WP	HBP	BK	SFA	SHA	PO	A	E	FLD%
2018	7.36	0	0	3	0	0	0	0	0	3.2	6	3	3	0	6	1	0	0	16	.375	1	0	0	0	0	1	1	0	1.000
2019	6.00	0	0	4	0	0	0	1	1	6.0	10	4	4	2	6	2	0	0	28	.400	0	0	0	1	0	0	2	0	1.000
TOTAL	6.52	0	0	7	0	0	0	1	1	9.2	16	7	7	2	12	3	0	0	44	.390	1	0	0	1	0	1	3	0	1.000

#45 KEVIN KOPPS • R-JR • RHP • 6-0 • 195

CAREER HIGHS			
Category	High	Opponent (Last)	Date
Innings	5.2	Georgia	4/15/17
Longest Start	3.1	2x (Bryant)	2/26/17
Shortest Start	2.0	2x (Missouri St.)	6/4/17
Longest Relief	5.2	Georgia	4/15/17
Hits	5	2x (Georgia)	4/15/17
Runs	3	4x (No. 21 Ole Miss)	3/31/19
Earned Runs	3	3x (No. 21 Ole Miss)	3/31/19
Walks	3	2x (at Missouri)	3/26/17
Strikeouts	5	Miami (Ohio)	2/19/17

KOPPS' CAREER APPEARANCES

Kevin Kopps 2019 Game-By-Game (R-Sophomore)
(14 Appearances, 0 Starts)

Date	Opponent	IP	H	R-ER	BB	K	Result
2/22/19	at USC	2.2	3	0-0	0	0	ND
3/1/19	Stony Brook	1.0	1	1-1	0	2	ND
3/6/19	Charlotte	1.0	0	0-0	1	2	ND
3/8/19	Louisiana Tech	2.0	0	0-0	0	3	W, 1-0
3/12/19	Western Illinois	1.0	0	0-0	1	2	ND
3/16/19	Missouri	0.1	1	0-0	0	0	ND
3/17/19	Missouri	1.2	1	0-0	1	1	ND
3/24/19	at Alabama	1.1	0	0-0	0	4	ND
3/26/19	at Missouri St.	1.0	1	0-0	0	2	ND
3/30/19	#21 Ole Miss	1.0	2	1-1	0	0	L, 1-1
3/31/19	#21 Ole Miss	0.2	2	3-3	1	1	L, 1-2
4/5/19	at #15 Auburn-1	0.2	2	2-2	0	1	L, 1-3
4/5/19	at #15 Auburn-2	1.1	0	0-0	0	2	W, 2-3
4/9/19	Oral Roberts	2.0	2	0-0	0	2	ND
TOTALS	14 G, 0 GS	17.2	15	7-7	4	22	2-3

Kevin Kopps 2017 Game-By-Game (R-Freshman)
(22 Appearances, 5 Starts)

Date	Opponent	IP	H	R-ER	BB	K	Result
2/19/17	Miami (Ohio)*	3.1	2	1-1	2	5	W, 1-0
2/26/17	Bryant*	3.1	4	2-2	2	2	ND
3/3/17	vs. Arizona	0.2	0	0-0	0	0	ND
3/5/17	vs. Oklahoma St.	2.1	1	0-0	1	1	ND
3/12/17	Rhode Island	3.0	1	0-0	3	3	ND
3/17/17	Mississippi St.	0.2	1	0-0	0	1	ND
3/22/17	New Orleans	1.0	0	0-0	0	1	S, 1
3/26/17	at Missouri	3.2	2	2-2	3	4	ND
4/1/17	at Alabama	3.0	5	3-3	0	4	ND
4/8/17	LSU	0.2	2	3-3	1	0	ND
4/11/17	at Missouri St.	1.0	2	1-1	0	1	W, 2-0
4/15/17	Georgia	5.2	5	0-0	2	3	ND
4/23/17	at Auburn	1.0	3	1-1	2	0	ND
4/25/17	vs. Kansas St.*	2.0	1	1-1	0	1	ND
4/28/17	Ole Miss-1	2.2	2	0-0	1	2	ND
5/4/17	at Tennessee	2.2	2	0-0	0	2	ND
5/12/17	Vanderbilt	2.0	1	0-0	0	2	W, 3-0

5/20/17	at Texas A&M	3.0	2	0-0	1	4	S, 2
5/25/17	vs. Mississippi St.	1.0	1	1-1	0	0	ND
5/28/17	vs. LSU*	3.0	3	3-1	0	1	L, 3-1
6/2/17	Oral Roberts	1.1	2	0-0	0	1	ND
6/4/17	Missouri St.*	2.0	4	2-2	0	2	ND
TOTALS	22 G, 5 GS	49.0	46	20-18	18	40	3-1 (2 SV)

Kevin Kopps Career Stats

Year	ERA	W	L	App	GS	CG	SHO	CBO	SV	IP	H	R	ER	BB	SO	2B	3B	HR	BF	B/Avg	WP	HBP	BK	SFA	SHA	PO	A	E	FLD%
2016	REDSHIRT SEASON																												
2017	3.31	3	1	22	5	0	0	2	2	49.0	46	20	18	18	40	7	0	3	203	.254	5	3	0	0	1	4	7	1	.917
2018	INJURED																												
2019	3.78	2	3	14	0	0	0	2	0	16.2	14	7	7	5	21	3	0	1	68	.230	1	1	0	0	1	0	2	0	1.000
TOTAL	3.43	5	4	36	5	0	0	4	2	65.2	60	27	25	23	61	10	0	4	271	.248	6	4	0	0	2	4	9	1	.929

Kevin Kopps Career SEC Stats

Year	ERA	W	L	App	GS	CG	SHO	CBO	SV	IP	H	R	ER	BB	SO	2B	3B	HR	BF	B/Avg	WP	HBP	BK	SFA	SHA	PO	A	E	FLD%
2016	REDSHIRT SEASON																												
2017	3.24	2	0	10	0	0	0	1	1	25.0	25	9	9	10	22	4	0	1	104	.272	3	2	0	0	0	2	4	0	1.000
2018	INJURED																												
2019	7.71	1	3	7	0	0	0	0	0	7.0	8	6	6	2	9	3	0	0	31	.286	1	0	0	0	1	0	1	0	1.000
TOTAL	4.22	3	3	17	0	0	0	1	1	32.0	33	15	15	12	31	7	0	1	135	.275	4	2	0	0	1	2	5	0	1.000

#57 CODY SCROGGINS • R-JR • RHP • 6-0 • 195

CAREER HIGHS

Category	High	Opponent (Last)	Date
Innings	6.0	Louisiana Tech	3/10/19
Longest Start	6.0	Louisiana Tech	3/10/19
Shortest Start	3.2	at USC	2/21/19
Longest Relief	2.1	South Carolina	6/10/18
Hits	5	2x (No. 21 Ole Miss)	3/31/19
Runs	3	2x (Stony Brook)	3/1/19
Earned Runs	3	2x (Stony Brook)	3/1/19
Walks	5	No. 21 Ole Miss	3/31/19
Strikeouts	11	Louisiana Tech	3/10/19

SCROGGINS' CAREER APPEARANCES

Cody Scroggins 2019 Game-By-Game (R-Junior)

(9 Appearances, 6 Starts)

Date	Opponent	IP	H	R-ER	BB	K	Result
2/16/19	Eastern Illinois	1.0	2	1-1	1	2	ND
2/21/19	at USC*	3.2	1	3-3	2	8	ND
3/1/19	Stony Brook*	3.1	5	3-3	1	5	ND
3/10/19	Louisiana Tech*	6.0	2	0-0	1	11	W, 1-0
3/17/19	Missouri*	5.0	3	0-0	2	7	ND
3/24/19	at Alabama*	5.0	3	2-1	3	3	W, 2-0
3/31/19	#21 Ole Miss	4.0	5	2-2	5	2	ND
4/5/19	at #15 Auburn	2.2	2	1-1	2	2	ND
4/6/19	at #15 Auburn	1.0	1	0-0	0	1	ND
TOTALS	9 G, 6 GS	25.2	22	12-11	16	30	2-0

Cody Scroggins 2018 Game-By-Game (R-Sophomore)

(16 Appearances, 0 Starts)

Date	Opponent	IP	H	R-ER	BB	K	Result
2/17/18	Bucknell	1.0	0	0-0	0	2	ND
2/21/18	vs. Arizona	0.2	1	0-0	2	2	ND
3/3/18	USC	1.0	0	0-0	0	0	ND
3/9/18	Kent State	0.0	0	1-1	1	0	ND
3/21/18	at Charlotte	0.1	0	1-0	1	1	ND
4/4/18	ULM	2.0	0	0-0	1	2	ND
4/12/18	South Carolina	1.0	0	0-0	0	1	ND
4/21/18	at Mississippi St.	0.2	0	1-1	1	0	ND
4/28/18	Alabama	0.2	1	1-1	1	2	ND
5/6/18	at LSU	1.0	2	1-1	0	1	ND
5/13/18	#20 Texas A&M	0.1	1	1-1	0	1	ND
5/18/18	at #13 Georgia	1.0	2	2-2	2	2	ND
6/1/18	Oral Roberts	1.0	2	0-0	1	1	ND
6/10/18	#25 South Carolina	2.1	1	0-0	2	2	ND
6/17/18	vs. Texas	1.0	1	1-1	2	1	ND
6/28/18	vs. Oregon St.	1.2	1	0-0	0	1	ND
TOTALS	16 G, 0 GS	13.1	11	9-8	12	17	0-0

Cody Scroggins 2017 Game-By-Game (Sophomore)

(3 Appearances, 0 Starts)

Date	Opponent	IP	H	R-ER	BB	K	Result
2/18/17	Miami (Ohio)	1.0	1	0-0	0	1	ND
2/24/17	Bryant	0.0	1	1-1	1	0	ND

Cody Scroggins Career Stats

Year	ERA	W	L	App	GS	CG	SHO	CBO	SV	IP	H	R	ER	BB	SO	2B	3B	HR	BF	B/Avg	WP	HBP	BK	SFA	SHA	PO	A	E	FLD%
2016	5.40	0	0	4	0	0	0	0	0	3.1	3	2	2	2	1	0	0	0	14	.273	2	1	0	0	0	15	23	2	.950
2017	3.86	0	0	3	0	0	0	0	0	2.1	3	1	1	1	1	0	1	0	13	.273	1	1	0	0	0	0	0	1	.000
2018	4.60	0	0	16	0	0	0	2	0	15.2	12	9	8	12	18	2	0	1	74	.211	3	2	0	1	2	0	4	0	1.000
2019	3.13	2	0	9	6	0	0	2	0	31.2	24	12	11	17	41	4	0	2	141	.205	2	5	1	2	0	1	1	1	.667
TOTAL	3.74	2	0	32	6	0	0	4	0	53.0	42	24	22	32	61	6	1	3	242	.214	8	9	1	3	2	16	28	4	.917

Cody Scroggins Career SEC Stats

Year	ERA	W	L	App	GS	CG	SHO	CBO	SV	IP	H	R	ER	BB	SO	2B	3B	HR	BF	B/Avg	WP	HBP	BK	SFA	SHA	PO	A	E	FLD%
2016	5.40	0	0	4	0	0	0	0	0	3.1	3	2	2	2	1	0	0	0	14	.273	2	1	0	0	0	5	11	2	.889
2018	11.57	0	0	6	0	0	0	0	0	4.2	6	6	6	2	6	0	0	1	24	.300	2	1	0	0	1	0	1	0	1.000
2019	2.04	1	0	5	3	0	0	1	0	17.2	14	5	4	12	15	3	0	1	81	.212	2	2	0	1	0	1	0	1	.500
TOTAL	4.21	1	0	15	3	0	0	1	0	25.2	23	13	12	16	22	3	0	2	119	.237	6	4	0	1	1	6	12	3	.857

3/1/17	at Louisiana Tech	1.1	1	0-0	0	0	ND
TOTALS	3 G, 0 GS	2.1	3	1-1	1	1	0-0

Cody Scroggins 2016 Game-By-Game (Freshman)

(4 Appearances, 0 Starts)

Date	Opponent	IP	H	R-ER	BB	K	Result
4/3/16	Missouri	1.0	0	0-0	0	0	ND
4/8/16	at #14 Ole Miss	1.0	0	0-0	1	1	ND
4/15/16	#2 Florida	1.0	1	1-1	1	0	ND
5/8/16	at #13 LSU	0.1	2	1-1	0	0	ND
TOTALS	4 G, 0 GS	3.1	3	2-2	2	1	0-0

#39 EVAN TAYLOR • FR • LHP • 6-4 • 235

CAREER HIGHS

Category	High	Opponent (Last)	Date
Innings	2.0	Western Illinois	3/13/19
Longest Start	--	--	--
Shortest Start	--	--	--
Longest Relief	2.0	Western Illinois	3/13/19
Hits	2	at No. 9 Texas	3/20/19
Runs	3	at Alabama	3/22/19
Earned Runs	3	at Alabama	3/22/19
Walks	2	3x (No. 21 Ole Miss)	3/31/19
Strikeouts	4	Western Illinois	3/13/19

TAYLOR'S CAREER APPEARANCES

Evan Taylor 2019 Game-By-Game (Freshman)
(8 Appearances, 0 Starts)

Date	Opponent	IP	H	R-ER	BB	K	Result
2/27/19	Memphis	1.0	0	0-0	0	3	ND
3/2/19	Stony Brook	1.0	0	0-0	1	2	ND
3/9/19	Louisiana Tech	0.1	0	0-0	0	1	ND
3/10/19	Louisiana Tech	1.0	0	0-0	1	1	ND
3/13/19	Western Illinois	2.0	0	0-0	1	4	ND
3/20/19	at #9 Texas	1.0	2	2-2	2	1	ND
3/22/19	at Alabama	0.2	1	3-3	2	1	ND
3/31/19	#21 Ole Miss	0.0	0	0-0	2	0	ND
TOTALS	8 G, 0 GS	7.0	3	5-5	9	13	0-0

#21 JACOB BURTON • FR • RHP • 6-0 • 185

CAREER HIGHS

Category	High	Opponent (Last)	Date
Innings	2.0	Eastern Illinois	2/16/19
Longest Start	--	--	--
Shortest Start	--	--	--
Longest Relief	2.0	Eastern Illinois	2/16/19
Hits	3	Eastern Illinois	2/16/19
Runs	3	Eastern Illinois	2/16/19
Earned Runs	3	Eastern Illinois	2/16/19
Walks	1	3x (at No. 9 Texas)	3/20/19
Strikeouts	1	4x (Louisiana Tech)	3/8/19

BURTON'S CAREER APPEARANCES

Jacob Burton 2019 Game-By-Game (Freshman)
(7 Appearances, 0 Starts)

Date	Opponent	IP	H	R-ER	BB	K	Result
2/16/19	Eastern Illinois	2.0	3	3-3	1	0	ND
2/27/19	Memphis	1.0	1	0-0	1	1	ND
3/2/19	Stony Brook	1.0	1	0-0	0	1	ND
3/6/19	Charlotte	1.0	1	0-0	0	1	ND
3/8/19	Louisiana Tech	0.1	1	1-1	0	1	ND
3/20/19	at #9 Texas	0.0	0	1-0	1	0	ND
4/2/19	Little Rock	0.0	1	1-0	0	0	ND
TOTALS	7 G, 0 GS	5.1	8	6-4	3	4	0-0

#37 CADEN MONKE • FR • LHP • 6-3 • 160

CAREER HIGHS

Category	High	Opponent (Last)	Date
Innings	1.0	2x (Oral Roberts)	4/9/19
Longest Start	--	--	--
Shortest Start	--	--	--
Longest Relief	1.0	2x (Oral Roberts)	4/9/19
Hits	5	Stony Brook	3/1/19
Runs	3	2x (Stony Brook)	3/1/19
Earned Runs	3	2x (Stony Brook)	3/1/19
Walks	3	at No. 9 Texas	3/20/19
Strikeouts	3	Stony Brook	3/1/19

MONKE'S CAREER APPEARANCES

Caden Monke 2019 Game-By-Game (Freshman)
(5 Appearances, 0 Starts)

Date	Opponent	IP	H	R-ER	BB	K	Result
2/27/19	Memphis	1.0	0	0-0	0	3	ND
3/2/19	Stony Brook	0.0	1	4-4	2	0	ND
3/9/19	Louisiana Tech	0.0	1	2-2	0	0	ND
3/20/19	at #9 Texas	0.2	0	0-0	3	0	ND
4/9/19	Oral Roberts	1.0	1	0-0	0	1	ND
TOTALS	5 G, 0 GS	2.2	3	6-6	5	4	0-0

#49 LIAM HENRY • FR • LHP • 6-2 • 180

CAREER HIGHS

Category	High	Opponent (Last)	Date
Innings	1.2	Little Rock	4/2/19
Longest Start	--	--	--
Shortest Start	--	--	--
Longest Relief	1.0	3x (at Alabama)	3/23/19
Hits	1	4x (Little Rock)	4/2/19
Runs	1	3x (Little Rock)	4/2/19
Earned Runs	1	3x (Little Rock)	4/2/19
Walks	2	Little Rock	4/2/19
Strikeouts	1	3x (at No. 9 Texas)	3/20/19

HENRY'S CAREER APPEARANCES

Liam Henry 2019 Game-By-Game (Freshman)
(6 Appearances, 0 Starts)

Date	Opponent	IP	H	R-ER	BB	K	Result
2/27/19	Memphis	1.0	1	1-1	0	0	ND
3/6/19	Charlotte	0.2	1	0-0	0	1	ND
3/13/19	Western Illinois	0.1	0	0-0	0	1	ND
3/20/19	at #9 Texas	1.0	1	1-1	0	1	ND
3/23/19	at Alabama	1.0	0	0-0	1	0	ND
4/2/19	Little Rock	1.2	1	1-1	2	0	ND
TOTALS	6 G, 0 GS	5.2	4	3-3	2	3	0-0

#20 ELIJAH TREST • FR • RHP • 6-3 • 205

SEASON HIGHS

Category	High	Opponent (Last)	Date
Innings	2.0	Oral Roberts	4/9/19
Longest Start	--	--	--
Shortest Start	--	--	--
Longest Relief	2.0	Oral Roberts	4/9/19
Hits	2	2x (Little Rock)	4/2/19
Runs	3	Little Rock	4/2/19
Earned Runs	3	Little Rock	4/2/19
Walks	3	Oral Roberts	4/9/19
Strikeouts	3	Louisiana Tech	3/10/19

TREST'S CAREER APPEARANCES

Elijah Trest 2019 Game-By-Game (Freshman)
(8 Appearances, 0 Starts)

Date	Opponent	IP	H	R-ER	BB	K	Result
3/10/19	Louisiana Tech	1.0	0	0-0	0	3	ND
3/13/19	Western Illinois	1.0	2	1-1	0	0	ND
3/20/19	at #9 Texas	1.2	2	3-3	3	2	L, 0-1
3/22/19	at Alabama	1.0	0	0-0	0	0	ND
3/26/19	at Missouri St.	0.0	1	0-0	1	0	ND
3/31/19	#21 Ole Miss	1.2	1	0-0	1	1	ND
4/2/19	Little Rock	0.0	2	3-3	1	0	ND
4/9/19	Oral Roberts	2.0	0	0-0	3	1	ND
TOTALS	8 G, 0 GS	8.1	7	7-7	9	7	0-1

#33 PATRICK WICKLANDER • FR • LHP • 6-1 • 180

SEASON HIGHS

Category	High	Opponent (Last)	Date
Innings	5.0	3x (at No. 15 Auburn)	4/6/19
Longest Start	5.0	3x (at No. 15 Auburn)	4/6/19
Shortest Start	3.0	Memphis	2/27/19
Longest Relief	2.1	Eastern Illinois	2/17/19
Hits	5	at No. 9 Texas	3/19/19
Runs	4	at No. 9 Texas	3/19/19
Earned Runs	4	at No. 9 Texas	3/19/19
Walks	3	3x (at No. 15 Auburn)	4/6/19
Strikeouts	8	2x (Western Illinois)	3/12/19

WICKLANDER'S CAREER APPEARANCES

Patrick Wicklander 2019 Game-By-Game (Freshman)
(13 Appearances, 7 Starts)

Date	Opponent	IP	H	R-ER	BB	K	Result
2/17/19	Eastern Illinois	2.1	2	1-1	0	4	ND
2/21/19	at USC	0.0	0	0-0	2	0	ND
2/23/19	at USC	2.0	2	2-2	0	2	L, 0-1
2/27/19	Memphis*	3.0	3	2-2	1	4	ND
3/2/19	Stony Brook	1.0	0	0-0	2	3	ND
3/6/19	Charlotte*	5.0	1	0-0	3	8	W, 1-1
3/12/19	Western Illinois*	5.0	1	0-0	1	8	W, 2-1
3/19/19	at #9 Texas*	4.0	5	4-4	1	3	ND
3/23/19	at Alabama	0.0	0	3-3	3	0	ND
3/26/19	at Missouri St.*	2.0	0	0-0	0	5	ND
3/31/19	#21 Ole Miss	0.1	2	2-2	2	0	ND
4/2/19	Little Rock*	3.1	3	3-0	2	5	ND
4/6/19	at #15 Auburn*	5.0	2	0-0	3	6	W, 3-1
TOTALS	13 G, 7 GS	33.0	21	17-14	20	43	3-1

#44 COLLIN TAYLOR • FR • RHP • 5-11 • 220

SEASON HIGHS

Category	High	Opponent (Last)	Date
Innings	1.0	2x (Oral Roberts)	4/9/19
Longest Start	--	--	--
Shortest Start	--	--	--
Longest Relief	1.0	2x (Oral Roberts)	4/9/19
Hits	1	3x (Oral Roberts)	4/9/19
Runs	2	Oral Roberts	4/9/19
Earned Runs	2	Oral Roberts	4/9/19
Walks	1	3x (Oral Roberts)	4/9/19
Strikeouts	1	Oral Roberts	4/9/19

TAYLOR'S CAREER APPEARANCES

Collin Taylor 2019 Game-By-Game (Freshman)
(4 Appearances, 0 Starts)

Date	Opponent	IP	H	R-ER	BB	K	Result
3/20/19	at #9 Texas	0.1	0	0-0	1	0	ND
3/23/19	at Alabama	1.0	1	1-1	1	0	ND
4/2/19	Little Rock	0.1	1	0-0	0	0	ND
4/9/19	Oral Roberts	1.0	1	2-2	1	1	ND
TOTALS	4 G, 0 GS	2.2	3	3-3	3	1	0-0

#29 MARSHALL DENTON • R-SO • RHP • 5-11 • 160

CAREER HIGHS

Category	High	Opponent (Last)	Date
Innings	5.2	at Auburn	4/21/17
Longest Start	--	--	--
Shortest Start	--	--	--
Longest Relief	5.2	at Auburn	4/21/17
Hits	7	at Auburn	4/21/17
Runs	5	at Auburn	4/21/17
Earned Runs	5	at Auburn	4/21/17
Walks	2	at Auburn	4/21/17
Strikeouts	5	at Auburn	4/21/17

DENTON'S CAREER APPEARANCES

Marshall Denton 2019 Game-By-Game (R-Sophomore)
(12 Appearances, 3 Starts)

Date	Opponent	IP	H	R-ER	BB	K	Result
2/16/19	Eastern Illinois-1	1.0	1	0-0	0	1	ND
2/16/19	Eastern Illinois-2	1.0	1	0-0	0	0	ND
2/23/19	at USC	0.0	1	1-1	0	0	L, 0-1
3/2/19	Stony Brook	1.0	1	0-0	0	1	ND
3/9/19	Louisiana Tech	0.2	0	0-0	0	1	ND
3/13/19	Western Illinois*	3.0	2	0-0	0	3	W, 1-1
3/20/19	at #9 Texas*	2.0	1	0-0	1	1	ND
3/22/19	at Alabama	0.1	1	0-0	0	0	ND
3/26/19	at Missouri St.	0.2	3	1-1	0	1	ND
3/31/19	#21 Ole Miss	1.0	0	0-0	0	1	ND
4/2/19	Little Rock	2.0	4	4-2	0	2	ND
4/9/19	Oral Roberts*	2.0	3	3-3	0	2	ND
TOTALS	12 G, 3 GS	14.2	18	9-7	1	13	1-1

Marshall Denton 2017 Game-By-Game (Freshman)
(7 Appearances, 0 Starts)

Date	Opponent	IP	H	R-ER	BB	K	Result
2/25/17	Bryant	0.1	0	0-0	0	0	ND
3/4/17	vs. Nebraska	0.1	0	0-0	1	0	ND
3/7/17	ULM	1.0	2	0-0	0	2	ND
3/16/17	Alcorn State	1.0	0	0-0	0	1	ND
4/4/17	Grand Canyon	1.0	0	0-0	0	1	ND
4/18/17	Memphis	1.0	0	0-0	0	1	ND
4/21/17	at Auburn	5.2	7	5-5	2	5	ND
4/25/17	vs. Kansas State	0.0	1	1-1	0	0	ND
TOTALS	8 G, 0 GS	10.1	10	6-6	3	10	0-0

#24 DOMINIC FLETCHER • JR • CF • 5-9 • 175

CAREER HIGHS

Category	High	Opponent (Last)	Date
Hits	4	2x (at No. 15 Auburn)	4/5/19
Runs	3	2x (vs. Florida)	5/27/17
Doubles	2	2x (No. 21 Ole Miss)	3/29/19
Triples	1	2x (at No. 13 Georgia)	5/17/18
Home Runs	1	27x (at Alabama)	3/12/19
RBI's	5	2x (vs. South Carolina)	5/23/18
Walks	3	at San Diego State	2/24/18
Stolen Bases	1	3x (Stony Brook)	3/1/19

SEASON HIGHS

Category	High	Opponent (Last)	Date
Hits	4	at No. 15 Auburn	4/5/19
Runs	2	7x (Oral Roberts)	4/9/19
Doubles	2	2x (No. 21 Ole Miss)	3/29/19
Triples	--	--	--
Home Runs	1	4x (at Alabama)	3/24/19
RBI's	3	2x (at Alabama)	3/24/19
Walks	2	3x (at No. 15 Auburn)	4/5/19
Stolen Bases	1	Stony Brook	3/1/19

Dominic Fletcher Career Stats

Year	Avg	GP	GS	AB	R	H	2B	3B	HR	RBI	BB	SB-ATT
2017	.291	59	56	220	44	64	7	1	12	37	17	1-2
2018	.288	69	67	267	43	77	16	1	10	49	20	1-4
2019	.321	33	33	131	31	42	17	0	4	24	18	1-2
TOTAL	.296	161	156	618	118	183	40	2	26	110	55	3-8

Dominic Fletcher SEC Stats

Year	Avg	GP	GS	AB	R	H	2B	3B	HR	RBI	BB	SB-ATT
2017	.284	28	27	102	15	29	0	0	5	12	4	0-1
2018	.325	30	30	120	21	39	8	1	5	15	5	0-1
2019	.353	12	12	51	9	18	6	0	2	10	3	0-0
TOTAL	.315	70	69	273	45	86	14	1	12	37	12	0-2

2019 TRENDS

- Six-game hitting streak and at least one hit 13 of last 14.
- Hit one double in three-straight games
- Driven in one run in two of his last three games.
- Scored seven times in last five games.
- T-1st in SEC in doubles (17) w/ Mississippi State's Jake Mangum.
- Six of 17 doubles have come in SEC play.
- Tied a career-high four hits on April 5 in 15-inning win over Auburn.
- Multi-hit game in seven of last 14 starts.
- T-13th in batting average in SEC games (.353).
- T-4th in doubles in SEC games (6).
- T-7th in total bases in SEC games (30).
- Six of 18 conference hits have been doubles
- Hit the go-ahead home run in the top of the 10th inning against USC (Feb. 23), his only hit of the game and was his first home run of the year.
- Finished the series at No. 9 Texas with three doubles, two coming in a career-high day on March 19 that helped Arkansas to an 11-4 win.
- Hit .429 in the series win over Alabama with two home runs and five RBIs, helping the Razorbacks win their first conference road series since 2017.
- Matched his career-high doubles in a 3-for-4 game with two doubles in the series opener against No. 21 Ole Miss (March 29), his second three-hit game in three starts.

#18 HESTON KJERSTAD • SO • OF • 6-3 • 200

CAREER HIGHS

Category	High	Opponent (Last)	Date
Hits	4	Western Illinois	3/12/19
Runs	3	5x (at Alabama)	3/24/19
Doubles	2	at No. 2 Florida	3/25/18
Triples	1	Western Illinois	3/12/19
Home Runs	2	3x (Oral Roberts)	4/9/19
RBI's	5	Oral Roberts	4/9/19
Walks	2	4x (No. 25 South Carolina)	6/11/18
Stolen Bases	1	5x (Missouri)	3/15/19

SEASON HIGHS

Category	High	Opponent (Last)	Date
Hits	4	Western Illinois	3/12/19
Runs	3	2x (at Alabama)	3/24/19
Doubles	1	4x (at Alabama)	3/24/19
Triples	1	Western Illinois	3/12/19
Home Runs	2	Oral Roberts	4/9/19
RBI's	5	Oral Roberts	4/9/19
Walks	1	9x (Oral Roberts)	4/9/19
Stolen Bases	1	3x (Missouri)	3/15/19

Heston Kjerstad Career Stats

Year	Avg	GP	GS	AB	R	H	2B	3B	HR	RBI	BB	SB-ATT
2018	.332	69	69	262	65	87	14	0	14	58	26	3-3
2019	.312	33	33	141	28	44	4	1	9	27	9	3-3
TOTAL	.325	102	102	403	93	131	20	1	23	85	35	6-6

Heston Kjerstad SEC Stats

Year	Avg	GP	GS	AB	R	H	2B	3B	HR	RBI	BB	SB-ATT
2018	.322	30	30	121	28	39	9	0	5	21	7	1-1
2019	.275	12	12	51	9	14	1	0	3	9	0	1-1
TOTAL	.308	42	42	172	37	53	10	0	8	30	7	2-2

2019 TRENDS

- Six-game hitting streak with two or more hits in four of six.
- Two-or more RBIs in three of last four games, including a career-high five RBIs on Tuesday against Oral Roberts (April 9).
- Four home runs in his last four games ... Leads team with nine HRs.
- Hitting .274 since conference play began (March 15) with seven HRs.
- Hitting .311 in last 10 games with 11 RBIs and five HRs.
- T-7th in SEC in total bases (77).
- T-13th in SEC in hits (44)
- T-4th in SEC in home runs (9).
- T-4th in SEC in hit by pitch (8).
- Hit a two-run home run on Opening Day against Eastern Illinois (Feb. 16), his 15th home run of his career.
- Broke out of a .214 slump to go 7-for-18 (.389) against Stony Brook with two runs scored, two doubles and four RBIs.
- Went a perfect 4-for-4 against Western Illinois (March 12) falling just a double short of the cycle. The four hits was a career-high.
- Hit a 435-foot home run in game one against No. 9 Texas (March 19), his third home run of the year.
- Tallied two three-hit games against Alabama, including a four-RBI day in game one (March 22), tying a career high.
- Two of four hits against Auburn were home runs ... Finished series batting .235 with five runs driven in.
- Notched his third two-home run game of career, second against Oral Roberts on Tuesday ... Hit his first career grand slam in same game

#15 CASEY MARTIN • SO • INF • 5-11 • 175

CAREER HIGHS

Category	High	Opponent (Last)	Date
Hits	4	4x (Oral Roberts)	4/9/19
Runs	3	5x (Oral Roberts)	4/9/19
Doubles	2	No. 21 Ole Miss	3/30/19
Triples	1	2x (at No. 15 Auburn)	4/5/19
Home Runs	2	2x (vs. South Carolina)	5/23/18
RBI's	6	Dayton	2/28/18
Walks	3	ULM	4/3/18
Stolen Bases	2	Dayton	3/1/18

SEASON HIGHS

Category	High	Opponent (Last)	Date
Hits	4	Oral Roberts	4/9/19
Runs	3	2x (Oral Roberts)	4/9/19
Doubles	2	No. 21 Ole Miss	3/30/19
Triples	1	2x (at No. 15 Auburn)	4/5/19
Home Runs	1	6x (No. 21 Ole Miss)	3/31/19
RBI's	3	3x (Louisiana Tech)	3/10/19
Walks	2	3x (at No. 15 Auburn)	4/6/19
Stolen Bases	1	8x (at No. 15 Auburn)	4/6/19

Casey Martin Career Stats

Year	Avg	GP	GS	AB	R	H	2B	3B	HR	RBI	BB	SB-ATT
2018	.345	67	62	252	50	87	14	0	13	49	27	8-9
2019	.269	33	33	145	32	39	14	2	6	25	14	8-10
TOTAL	.317	100	95	397	82	126	28	2	19	74	41	16-19

Casey Martin SEC Stats

Year	Avg	GP	GS	AB	R	H	2B	3B	HR	RBI	BB	SB-ATT
2018	.333	30	29	117	14	39	4	0	3	11	15	3-3
2019	.226	12	12	53	9	12	2	2	2	4	4	3-3
TOTAL	.300	42	41	170	23	51	6	2	5	15	19	6-6

2019 TRENDS

- At least one hit in nine of last 10 games.
- Tied a career-high four hits on Tuesday against Oral Roberts.
- Scored six times in last three games.
- Hitting .333 and slugging .646 over last 10 games.
- Has reached base in 12-straight games with five walks.
- T-4th in SEC in doubles (14).
- T-10th in SEC in total bases (75).
- Started the season on a nine-game hit streak, before having it snapped in the series finale against Stony Brook (March 2). Had three multi-hit games during that streak.
- The two-run home run pushed Arkansas ahead 5-4 in the fourth inning and landed well beyond the tall screen beyond the left field wall at Dedeaux Field.
- Notched back-to-back three-RBI games against Louisiana Tech (March 9-10), including a home run in each game, one an inside-the-park home run.
- Hit a home run in three-straight games against Louisiana Tech. (March 9-10) and Western Illinois (March 12).
- Had a career-high two doubles as part of a 3-for-3 day against No. 21 Ole Miss (March 30).
- Went 2-for-5 in the series finale against the Rebels (March 31) with a home run, his sixth of the year, which leads the team.
- Hit two triples in Auburn series, his only hits of the series.

#8 JORDAN MCFARLAND • JR • INF • 6-3 • 220

CAREER HIGHS

Category	High	Opponent (Last)	Date
Hits	3	2x (Alabama)	4/29/18
Runs	5	Bucknell	2/17/18
Doubles	1	3x (at No. 4 Ole Miss)	3/30/18
Triples	--	--	--
Home Runs	2	Kent State	3/11/18
RBI's	5	Kent State	3/11/18
Walks	3	No. 13 Auburn	4/7/18
Stolen Bases	1	3x (Eastern Illinois)	2/16/19

SEASON HIGHS

Category	High	Opponent (Last)	Date
Hits	2	Eastern Illinois	2/16/19
Runs	2	Eastern Illinois	2/16/19
Doubles	--	--	--
Triples	--	--	--
Home Runs	--	--	--
RBI's	3	Eastern Illinois	2/16/19
Walks	1	2x (Stony Brook)	3/2/19
Stolen Bases	1	Eastern Illinois	2/16/19

Jordan McFarland Career Stats

Year	Avg	GP	GS	AB	R	H	2B	3B	HR	RBI	BB	SB-ATT
2017	.271	29	19	70	14	19	0	0	2	10	9	1-1
2018	.299	45	29	117	34	35	3	0	3	15	13	0-2
2019	.125	13	8	32	4	4	0	0	0	5	3	1-1
TOTAL	.296	161	156	618	118	183	40	2	26	110	55	3-8

Jordan McFarland SEC Stats

Year	Avg	GP	GS	AB	R	H	2B	3B	HR	RBI	BB	SB-ATT
2017	.238	11	5	21	3	5	0	0	0	1	1	0-0
2018	.277	26	19	65	15	18	1	0	1	4	10	0-1
TOTAL	.267	37	24	86	18	23	1	0	1	5	11	0-1

#12 CASEY OPITZ • SO • C/UTL • 5-11 • 175

CAREER HIGHS

Category	High	Opponent (Last)	Date
Hits	2	3x (Eastern Illinois)	2/16/19
Runs	2	6x (at No. 15 Auburn)	4/6/19
Doubles	1	4x (at USC)	2/23/19
Triples	--	--	--
Home Runs	--	--	--
RBI's	3	Eastern Illinois	2/16/19
Walks	3	Charlotte	3/6/19
Stolen Bases	1	4x (Louisiana Tech)	3/10/19

SEASON HIGHS

Category	High	Opponent (Last)	Date
Hits	2	Eastern Illinois	2/16/19
Runs	2	4x (at No. 15 Auburn)	4/6/19
Doubles	1	2x (at USC)	2/23/19
Triples	--	--	--
Home Runs	--	--	--
RBI's	3	Eastern Illinois	2/16/19
Walks	3	Charlotte	3/6/19
Stolen Bases	1	4x (Louisiana Tech)	3/10/19

Casey Opitz Career Stats

Year	Avg	GP	GS	AB	R	H	2B	3B	HR	RBI	BB	SB-ATT
2018	.222	19	7	27	6	6	2	0	0	5	3	0-0
2019	.203	29	22	79	17	16	2	0	0	12	24	5-5
TOTAL	.208	48	29	106	23	22	4	0	0	17	27	5-5

Casey Opitz SEC Stats

Year	Avg	GP	GS	AB	R	H	2B	3B	HR	RBI	BB	SB-ATT
2018	.143	6	2	7	0	1	0	0	0	2	1	0-0
2019	.154	12	11	39	4	6	0	0	0	2	8	0-0
TOTAL	.152	18	13	46	4	7	0	0	0	4	9	0-0

2019 TRENDS

- Three hits in last four games
- Drove in a career-high three RBIs in game one against EIU (Feb. 16), two coming from a double in the fourth inning, his second hit of the frame.
- Walked a career-high three times against Charlotte (March 6).
- Hit the walk-off single in the bottom of the ninth against Missouri (March 17), his only hit of the series.

#7 JACK KENLEY • JR • INF • 6-0 • 185

CAREER HIGHS

Category	High	Opponent (Last)	Date
Hits	3	at Alabama	3/22/19
Runs	3	2x (Louisiana Tech)	3/10/19
Doubles	1	6x (at No. 15 Auburn)	4/6/19
Triples	1	2x (Louisiana Tech)	3/10/19
Home Runs	2	Stony Brook	3/2/19
RBI's	5	Stony Brook	3/2/19
Walks	2	9x (at No. 15 Auburn)	4/6/19
Stolen Bases	2	Stony Brook	3/1/19

SEASON HIGHS

Category	High	Opponent (Last)	Date
Hits	3	at Alabama	3/22/19
Runs	3	2x (Louisiana Tech)	3/10/19
Doubles	1	3x (at No. 15 Auburn)	4/6/19
Triples	1	2x (Louisiana Tech)	3/10/19
Home Runs	2	Stony Brook	3/2/19
RBI's	5	Stony Brook	3/2/19
Walks	2	6x (at No. 15 Auburn)	4/6/19
Stolen Bases	2	Stony Brook	3/1/19

Jack Kenley Career Stats

Year	Avg	GP	GS	AB	R	H	2B	3B	HR	RBI	BB	SB-ATT
2017	.133	34	6	30	5	4	1	0	0	2	2	1-2
2018	.222	43	16	54	13	12	2	0	0	10	13	1-1
2019	.295	33	32	112	30	33	3	2	6	25	24	6-8
TOTAL	.250	110	54	196	48	49	6	2	6	37	39	8-11

Jack Kenley SEC Stats

Year	Avg	GP	GS	AB	R	H	2B	3B	HR	RBI	BB	SB-ATT
2017	.000	18	2	12	1	0	0	0	0	0	0	0-0
2018	.194	21	10	36	4	7	1	0	0	5	5	1-1
2019	.186	12	12	43	6	8	1	0	2	5	7	2-4
TOTAL	.165	51	24	91	11	15	2	0	2	10	12	3-5

2019 TRENDS

- Notched seven hits in his last six games.
- Has five multi-hit games in his last 12 starts.
- Hitting .292 (7-for-24) over his last six games.
- Tied for 2nd on team in HRs (6).
- Recorded his first multi-hit game of the year on Opening Day against EIU (Feb. 16), going 2-for-4 with two RBIs, one double and one home run.
- The home run was his first of his career and travelled 407 feet beyond the right field bullpen.
- Recorded his first multi-home run game of his career after going deep in back-to-back at-bats against Stony Brook (March 2), part of a 2-for-4 day with three runs scored and a career-high five RBIs.
- Picked up his second triple of the season, part of a 2-for-3 day against Louisiana Tech (March 10).
- Finished the series against the Bulldogs, 4-for-10 (.400) with three runs scored and one RBI.
- Went 3-for-5 in the series opener against Alabama (March 22), a career-high in hits, his sixth multi-hit game of the year.

CAREER HIGHS

Category	High	Opponent (Last)	Date
Hits	4	7x (at Tennessee Tech)	4/29/18
Runs	5	2x (Eastern Illinois)	4/17/16
Doubles	2	5x (at Alabama)	3/24/19
Triples	1	14x (Stony Brook)	3/1/19
Home Runs	1	21x (at No. 15 Auburn)	4/6/19
RBI's	4	5x (at No. 15 Auburn)	4/5/19
Walks	3	7x (at USC)	2/22/19
Stolen Bases	3	SIUE	4/2/16

SEASON HIGHS

Category	High	Opponent (Last)	Date
Hits	3	3x (Little Rock)	4/2/19
Runs	3	Eastern Illinois	2/16/19
Doubles	2	2x (at Alabama)	3/24/19
Triples	1	Stony Brook	3/1/19
Home Runs	1	5x (at No. 15 Auburn)	4/6/19
RBI's	4	at No. 15 Auburn	4/5/19
Walks	3	at USC	2/22/19
Stolen Bases	2	2x (Memphis)	2/27/19

Trevor Ezell Career Stats

Year	Avg	GP	GS	AB	R	H	2B	3B	HR	RBI	BB	SB-ATT
2015 (SEMO)	.313	59	59	246	66	77	18	6	4	42	41	11-17
2016 (SEMO)	.326	59	59	242	70	79	10	2	5	31	53	23-25
2017 (SEMO)	.276	7	7	29	6	8	1	1	1	5	3	3-3
2018 (SEMO)	.377	56	56	231	52	87	16	4	6	50	25	11-17
2019 (ARK)	.298	33	33	121	31	36	8	1	5	23	26	9-10
TOTAL	.330	214	214	869	225	287	53	14	21	151	148	55-72

Trevor Ezell Career Conference Stats

Year	Avg	GP	GS	AB	R	H	2B	3B	HR	RBI	BB	SB-ATT
2015	.308	30	30	133	38	41	12	3	4	23	17	5-6
2016	.352	29	29	125	38	44	6	1	4	18	24	13-13
2017												INJURED
2018	.406	31	31	133	36	54	13	2	2	26	14	6-9
2019	.205	12	12	44	9	9	4	0	2	9	10	0-1
TOTAL	.340	102	102	435	121	148	35	6	12	76	65	24-29

2019 TRENDS

- Fourth on team in batting average (.298).
- Third on team in on-base percentage (.420).
- Has eight hits in last five games (.348) ... Eight RBIs and four XBH in same span.
- Tied a career-high four RBIs in 15-inning victory over Auburn.
- Has three or more RBIs in two of last three games.
- Walked seven times in last six games.
- Made his Razorback debut, starting at first base in all three games against Eastern Illinois, and led the team with a 5-for-10 (.500) combined performance at the plate.
- Went 3-for-4 in the first game of the season with two doubles and one home run in the 15-7 win. His home run in the third inning was Arkansas' first homer of the year.

SEASON HIGHS

Category	High	Opponent (Last)	Date
Hits	3	at No. 9 Texas	3/20/19
Runs	2	at No. 9 Texas	3/19/19
Doubles	1	4x (No. 21 Ole Miss)	3/30/19
Triples	--	--	--
Home Runs	1	at Alabama	3/22/19
RBI's	3	2x (at Alabama)	3/22/19
Walks	2	at No. 15 Auburn	4/5/19
Stolen Bases	1	5x (at No. 15 Auburn)	4/6/19

Jacob Nesbit Career Stats

Year	Avg	GP	GS	AB	R	H	2B	3B	HR	RBI	BB	SB-ATT
2019	.286	33	32	112	18	32	4	0	1	24	15	5-7
TOTAL	.286	33	32	112	18	32	4	0	1	24	15	5-7

Jacob Nesbit SEC Stats

Year	Avg	GP	GS	AB	R	H	2B	3B	HR	RBI	BB	SB-ATT
2019	.233	12	12	43	4	10	2	0	1	7	5	2-3
TOTAL	.233	12	12	43	4	10	2	0	1	7	5	2-3

2019 TRENDS

- Combined to go 4-for-8 (.500) in the first two games of the season vs. EIU (Feb. 16), including driving in three in game two of the DH.
- Finished the Louisiana Tech series (March 8-10) 4-for-10 (.400) with two runs scored and two RBIs.
- Hit .421 (8-for-19) over the last five games, the second-best average on the team for the week.
- Is currently on a team-best 14-game hitting streak and 21-game reached base streak. The hit streak dates back to March 6 against Charlotte.
- Tallied his first three-hit game of his career when he went 3-for-4 with two RBIs in a 7-6 loss at No. 9 Texas (March 20).
- Tied his career high with three RBIs in the game one win over Alabama (March 22) and finished the week with seven runs driven in.
- Hit his first career home run on Friday against Alabama, becoming the eighth different Razorback to hit at least one home run this season.
- Has seen his batting average rise from .235 to .346 over the course of his hit streak and has tallied five multi-hit games during the same span.
- Saw his team-best 15-game hitting streak come to an end on March 29 against Ole Miss. Also saw his team-best 24-game reached base streak come to an end on March 31 against Ole Miss.
- The hit streak was the longest by a Razorback since Tyler Spoon (16 games) in 2013.

#25 CHRISTIAN FRANKLIN • FR • OF • 5-11 • 180

SEASON HIGHS

Category	High	Opponent (Last)	Date
Hits	3	2x (Charlotte)	3/6/19
Runs	2	5x (at No. 15 Auburn)	4/6/19
Doubles	1	3x (Charlotte)	3/6/19
Triples	1	Charlotte	3/6/19
Home Runs	1	4x (No. 21 Ole Miss)	3/30/19
RBI	4	at No. 9 Texas	3/19/19
Walks	3	at USC	2/22/19
Stolen Bases	2	at USC	2/21/19

Christian Franklin Career Stats

Year	Avg	GP	GS	AB	R	H	2B	3B	HR	RBI	BB	SB-ATT
2019	.297	32	29	101	21	30	3	1	4	27	11	7-8
TOTAL	.297	32	29	101	21	30	3	1	4	27	11	7-8

Christian Franklin SEC Stats

Year	Avg	GP	GS	AB	R	H	2B	3B	HR	RBI	BB	SB-ATT
2019	.233	12	12	43	7	10	0	0	1	6	2	1-1
TOTAL	.233	12	12	43	7	10	0	0	1	6	2	1-1

2019 TRENDS

- Went 2-for-5 in his first career start (vs. EIU - Feb. 16), driving in three RBIs and hitting his first career home run.
- Went 3-for-7 at the plate against the Trojans, but reached base a total of seven times adding four walks to his weekend.
- Reached base three times in four plate appearances in game one against USC (Feb. 21) via walk.
- It currently ties with Trevor Ezell for the most walks in a game this season by a Razorback.
- Hit a key two-run double in the sixth inning of game two to put Arkansas up by three, one of two doubles he hit this weekend.
- Tallied his second multi-hit game of the year in game three, providing an RBI double in the second inning and an RBI single in the seventh, Arkansas' first two runs of the game.
- Nearly hit for the cycle against Charlotte (March 6), falling a home run shy in a 3-for-4 game, his second three-hit game of the year.
- Has been, arguably, Arkansas' best hitter in the lineup with two outs as he's hitting .318 and has driven in 10 RBIs with two away.
- Hit Arkansas' first grand slam of the season in the second inning against No. 9 Texas (March 19), becoming the first Razorback with a four-RBI game this season.
- Went 4-for-15 in the Auburn series with multi-hit games in games two and three.

#10 MATT GOODHEART • SO • INF/OF • 6-1 • 180

SEASON HIGHS

Category	High	Opponent (Last)	Date
Hits	3	2x (at No. 15 Auburn)	4/5/19
Runs	2	at Alabama	3/22/19
Doubles	2	2x (at No. 15 Auburn)	4/5/19
Triples	--	--	--
Home Runs	1	Oral Roberts	4/9/19
RBI	4	Oral Roberts	4/9/19
Walks	2	Oral Roberts	4/9/19
Stolen Bases	1	4x (at Missouri St.)	3/26/19

Matt Goodheart Career Stats

Year	Avg	GP	GS	AB	R	H	2B	3B	HR	RBI	BB	SB-ATT
2019	.372	28	21	86	11	32	7	0	1	19	12	4-6
TOTAL	.372	28	21	86	11	32	7	0	1	19	12	4-6

Matt Goodheart SEC Stats

Year	Avg	GP	GS	AB	R	H	2B	3B	HR	RBI	BB	SB-ATT
2019	.462	11	10	39	5	18	6	0	0	7	7	2-3
TOTAL	.462	11	10	39	5	18	6	0	0	7	7	2-3

2019 TRENDS

- Leads the team in overall average (.372) and conference batting average (.462).
- Hitting .439 since conference play began with seven extra-base hits and 15 RBIs.
- Is 11 for his last 28 at-bats (.393) with seven RBIs, two doubles and a homer.
- On a six-game hitting streak with four multi-hit games.
- Hit his first career home run on Tuesday against Oral Roberts, part of a 2-for-4 game with four RBIs.
- Went 2-for-4 in his first career start as a Razorback (vs. EIU - Feb. 16), driving in one run and scoring one.
- Recorded two multi-hit games in the Missouri series (March 15-17), his first multi-hit game since the season-opener against Eastern Illinois (Feb. 16).
- Has totaled two hits or more in five of his last eight games, including a 2-for-5 game in the series opener at No. 9 Texas (March 19), while driving in one run.
- Tallied a career-high three hits in the series-opening win over Alabama (March 22), including one double and two runs scored.
- Went 2-for-3 in the 5-3 victory over No. 21 Ole Miss (March 29), driving in a career-high three runs.



QUICK FACTS

GENERAL INFORMATION

Location..... Fayetteville, Arkansas
 Founded.....1871
 Enrollment.....27,558
 Nickname.....Razorbacks
 School Colors.....Cardinal (PMS 201) and White
 Conference.....Southeastern (Western Division)
 System President.....Dr. Donald R. Bobbitt (Arkansas, 1980)
 Chancellor.....Dr. Joseph E. Steinmetz (Central Michigan, 1977)
 Athletic Director.....Hunter Yurachek (Guilford College, 1990)
 Faculty Athletic Rep.....Gerald Jordan (Arkansas, 1970)
 Athletics Website.....ArkansasRazorbacks.com
 Ticket Office Phone.....1-800-982-HOGS
 Athletic Department Phone.....(479) 575-6533

COACHING STAFF

Head Coach.....Dave Van Horn (Arkansas, 1988)
 Record at Arkansas.....643-364 (16 seasons, .639)
 Overall Division I Record.....963-521 (24 seasons, .649)
 Overall as a Head Coach.....1,228-604 (30 seasons, .670)
 Van Horn's DI Postseason App. (Total/at UA).....19/15
 Van Horn's College World Series Appearances.....7
 (Neb: 2001, 2002; Ark: 2004, 2009, 2012, 2015, 2018)
 Hitting Coach/Recruiting Coordinator.....
Nate Thompson (Dallas Baptist, 2006)
 Pitching Coach.....Matt Hobbs (Missouri, 2002)
 Volunteer Assistant Coach.....Taylor Smart (Tennessee, 2017)
 Student Asst. Coach.....Jared Gates
Harrison Heffley
 Dir. of Baseball Operations.....Clay Goodwin (Arkansas, 2005)
 Athletic Trainer.....Corey Wood (East Carolina, 2008)
 Strength & Conditioning...Blaine Kinsley (Lenoir-Rhyne, 2010)
 Director of Video and Scouting.....Zach Barr
 Graduate Managers.....Doug Willey, Phil Cebuhar
 Managers.....Sean O'Neil
Cale Petrie
Hayden Sutton
Chandler Tolbert

HISTORY

Years of Varsity Baseball at Arkansas.....96
 (1897, 1901-03, 05, 08-16, 19-20, 22-29, 47-18)
 All-Time Program Record.....2,196-1,384-6 (.612)
 All-Time Conference Record/Years.....SEC: 397-383 (.509)/27
 SWC: 264-205 (.563)/24
 Combined: 661-588 (.529)/51
 Conference Titles/Years.....SEC Overall: 2/1999, 2004
 SEC Western Division: 4/1999, 2004, 2007, 2011, 2018
 SWC: 2/1989, 1990
 Conference Tournament Record/Years.....SEC: 33-40 (.452)/23
 SWC: 18-25 (.419)/14
 Combined: 51-65 (.440)/37
 Conference Tournament Titles/Years.....SEC: None
 SWC: 1/1985
 NCAA Postseason Appearances.....30
 (1973, 79-80, 83, 85-90, 95-96, 98-99, 2002-15, 2017, 2018)
 NCAA Postseason Record.....83-66 (.557)
 College World Series Appearances.....9
 (1979, 1985, 1987, 1989, 2004, 2009, 2012, 2015, 2018)
 College World Series Record.....15-18 (.455)
 NCAA Super Regional Appearances.....7
 (2002, 2004, 2009, 2010, 2012, 2015, 2018)
 NCAA Super Regional Record.....11-7 (.600)
 NCAA Regional Appearances.....29
 NCAA Regional Record.....57-41 (.568)
 Overall NCAA Regional Hosts.....7 (1999, 2004, 2006, 2007, 2010,
 2017, 2018)
 Best NCAA Finish.....1979 and 2018 National Runner-up

GAME CREDENTIALS

Members of the media should contact John Thomas to request individual game credentials for Razorback home games. Credential requests should be made no later than noon (CT) the day before the scheduled contest and should be directed by e-mail to John Thomas. Credential requests for away games should be made to the communications contact of the home team. Only fully accredited personnel directly involved in the coverage of the game will be admitted. Credentials are non-transferable.

INTERVIEW POLICIES

Please direct all requests for interviews with coaches and players to John Thomas. For home SEC weekends, Coach Dave Van Horn will hold his weekly press conference on Thursday with players and assistant coaches available following Thursday's practice. On road SEC weekends, Coach Van Horn will hold his weekly press conference on Wednesday with players and assistant coaches available following Wednesday's practice. Players are not available for interviews on gamedays, except for post-game interviews. Post-game press conferences are held in the indoor Pitching Development Center located down the third base line. Coach Van Horn and two or three most requested Razorback players will address the media. In the event of a doubleheader, the only Arkansas player available between games for interviews is the starting pitcher of game one. The Arkansas clubhouse is off limits to the media at all times.

E-MAIL UPDATES

Members of the media may request to be added to the Arkansas communications baseball e-mail group. Subscribers will receive game notes, game stories and other information. To subscribe, send a request to John Thomas. Please identify yourself and your organization in your request as this service is only available to members of the media.

GAMEDAY MEDIA SERVICES

The Arkansas communications staff provides scorecards, rosters, updated statistics and results for each team in the Baum Stadium press box prior to home games. Box scores, play-by-play and any postgame notes are disseminated approximately 10 minutes after the conclusion of the game. An Associated Press-style game story is also produced by the communications office. Members of the media may request these stories be sent to their organization via e-mail by contacting a member of the communications office.

WIRELESS INTERNET

The Baum Stadium press box is equipped with wireless internet for use by the media. Media members should log on to the "UARK Media" network by using a password that will be provided at the stadium.

GAMEDAY LIVE STATS

Live in-game stats will be provided at <http://arkansas.statbroadcast.com>.

FACILITIES/PARKING

The Arkansas baseball team conducts all games at Baum-Walker Stadium at George Cole Field. Baum Stadium is located just off Razorback Road south of Martin Luther King, Jr., Boulevard. There is space for media parking on game day. Only cars with a parking credential will be allowed access to the parking lot.

PHOTOGRAPHERS

No cameras are allowed on the Baum Stadium playing surface during games. Photographers are encouraged to use the photo wells at the end of each dugout and behind home plate.

ARKANSAS ATHLETIC COMMUNICATIONS

The University of Arkansas athletic communications office is located on the main floor of Bud Walton Arena behind the Hog Heaven Store with office hours from 8 a.m. to 5 p.m., Monday through Friday. You can often reach us at Bud Walton after hours, but if not, please leave a message on our voice mail system.

Office: 479-575-2751 | Cell: 479-313-2564
 Fax: 479-575-7481 | Press Row: 479-575-6622

Mailing Address
 Razorbacks Communications
 P.O. Box 7777
 Fayetteville, AR 72702-7777

	Opponent	Score	WP	LP	SV	Attend	Time
FEBRUARY							
16	Eastern Illinois-1	W, 15-7	I. Campbell (1-0)	T. Jones (0-1)	--	--	3:11
	Eastern Illinois-2	W, 12-3	K. Ramage (1-0)	M. YaSenka (0-1)	--	8838	3:10
17	Eastern Illinois	W, 3-2	M. Cronin (1-0)	B. Malatestinic (0-1)	--	7382	2:49
21	at USC	W, 6-3	K. Ramage (2-0)	Q. Longrie (0-1)	M. Cronin (1)	377	3:28
22	at USC	W, 8-6	I. Campbell (2-0)	K. Hurt (0-1)	M. Cronin (2)	994	2:52
23	at USC	L, 6-4 (10 inn.)	C. Clarke (2-0)	M. Denton (0-1)	--	799	3:19
27	Memphis	W, 10-3	Z. Vermillion (1-0)	D. Denz (0-1)	--	6990	3:10
MARCH							
1	Stony Brook-1	W, 3-1	I. Campbell (3-0)	G. Marino (1-2)	M. Cronin (3)	--	2:17
	Stony Brook-2	W, 4-3	K. Ramage (3-0)	B. Herrmann (1-1)	J. Kostyshock (1)	7234	2:42
3	Stony Brook	W, 15-7	Z. Vermillion (2-0)	N. DeGennaro (0-1)	--	8117	3:35
5	Charlotte			CANCELLED			.
6	Charlotte	W, 9-2	P. Wicklander (1-1)	R. Czanstkowski (0-1)	--	6976	2:45
8	Louisiana Tech	W, 4-2	K. Kopps (1-0)	K. Griffen (2-2)	M. Cronin (4)	8246	3:05
9	Louisiana Tech	L, 12-7	J. Kostyshock (0-1)	L. Robbins (1-0)	B. Smith (2)	9272	3:36
10	Louisiana Tech	W, 11-0	C. Scroggins (1-0)	L. Bailey (1-2)	--	7572	3:03
12	Western Illinois	W, 8-0	P. Wicklander (2-1)	A. Dorethy (0-3)	--	6926	2:45
13	Western Illinois	W, 11-1 (8 inn.)	M. Denton (1-1)	J. Foy (0-3)	--	6869	3:13
15	Missouri*	W, 2-0	I. Campbell (4-0)	J. Cantleberry (2-1)	M. Cronin (5)	8150	2:37
16	Missouri*	W, 4-3	K. Ramage (4-0)	TJ Sikkema (2-1)	M. Cronin (6)	9521	2:39
17	Missouri*	W, 3-2	J. Kostyshock (1-1)	C. Dulle (1-2)	--	9281	2:28
19	at #9 Texas	W, 11-4	K. Ramage (5-0)	J. Neely (0-1)	--	6208	2:39
20	at #9 Texas	L, 7-6	T. Stevens (2-1)	E. Trest (0-1)	C. Quintanilla (4)	6260	3:53
22	at Alabama*	W, 12-3	I. Campbell (5-0)	S. Finnerty (4-2)	--	4060	2:50
23	at Alabama*	L, 10-0	B. Love (3-0)	C. Noland (0-1)	--	4317	2:45
24	at Alabama*	W, 10-2	C. Scroggins (2-0)	W. Freeman (2-2)	--	3687	2:58
26	at Missouri St.	W, 8-2	Z. Vermillion (3-0)	H. Juenger (0-2)	--	2457	3:12
29	#21 Ole Miss*	W, 5-3	I. Campbell (6-0)	W. Ethridge (4-2)	M. Cronin (7)	10251	3:03
30	#21 Ole Miss*	L, 4-3	A. Miller (2-0)	K. Kopps (1-1)	P. Caracci (6)	9642	2:51
31	#21 Ole Miss*	L, 10-5	Z. Phillips (3-1)	K. Kopps (1-2)	T. Myers (1)	8433	3:39
APRIL							
2	Little Rock	W, 17-7	T. Gordon (2-1)	K. Ramage (5-1)	E. Daily (1)	7956	4:10
5	at #15 Auburn-1*	L, 6-3	E. Anderson (5-0)	K. Kopps (1-3)	C. Greenhill (7)	--	2:50
	at #15 Auburn-2*	W, 9-6 (15 inn.)	K. Kopps (2-3)	C. Skipper (3-2)	--	--	5:40
6	at #15 Auburn*	W, 8-0	P. Wicklander (3-1)	R. Fitts (2-1)	Z. Vermillion (1)	3731	3:08
9	Oral Roberts	W, 15-8	K. Ramage (6-1)	L. Odom (0-3)	--	8723	4:00
12	at #6 Vanderbilt*	--	Nashville, Tenn.	--	SEC Network	--	7 p.m.
13	at #6 Vanderbilt*	--	Nashville, Tenn.	--	ESPNU	--	8 p.m.
14	at #6 Vanderbilt*	--	Nashville, Tenn.	--	SECN+	--	1 p.m.
16	Arkansas-Pine Bluff	--	Baum-Walker Stadium	--	SECN+	--	6:30 p.m.
18	Mississippi State*	--	Baum-Walker Stadium	--	ESPNU	--	8 p.m.
19	Mississippi State*	--	Baum-Walker Stadium	--	SECN+	--	6:30 p.m.
20	Mississippi State*	--	Baum-Walker Stadium	--	SECN+	--	2 p.m.
23	Northwestern State	--	Baum-Walker Stadium	--	SECN+	--	6:30 p.m.
24	Northwestern State	--	Baum-Walker Stadium	--	SECN+	--	3 p.m.
26	Tennessee*	--	Baum-Walker Stadium	--	SECN+	--	6:30 p.m.
27	Tennessee*	--	Baum-Walker Stadium	--	SECN+	--	6:30 p.m.
28	Tennessee*	--	Baum-Walker Stadium	--	SEC Network	--	4 p.m.
30	Grambling State--	--	North Little Rock, Ark.	--	--	--	6:30 p.m.
MAY							
3	at Kentucky*	--	Lexington, Ky.	--	SECN+	--	5:30 p.m.
4	at Kentucky*	--	Lexington, Ky.	--	SECN+	--	1 p.m.
5	at Kentucky*	--	Lexington, Ky.	--	SECN+	--	Noon
9	LSU*	--	Baum-Walker Stadium	--	ESPNU	--	6:30 p.m.
10	LSU*	--	Baum-Walker Stadium	--	SECN+	--	6:30 p.m.
11	LSU*	--	Baum-Walker Stadium	--	ESPN2	--	1 p.m.
16	at Texas A&M*	--	College Station, Texas	--	SECN+	--	6:30 p.m.
17	at Texas A&M*	--	College Station, Texas	--	SECN+	--	6:30 p.m.
18	at Texas A&M*	--	College Station, Texas	--	SECN+	--	2 p.m.

A || TV / RADIO ROSTER



ZACK GREGORY
Fr. • 5-10 • 175 • L/R
INF • Keller, Texas




TREVOR EZELL
R-Sr. • 5-8 • 200 • S/R
INF • Bryant, Ark.




JACOB NESBIT
R-Fr. • 6-0 • 170 • R/R
INF • Coppell, Texas



JACK KENLEY
Jr. • 6-0 • 180 • L/R
INF • Germantown, Tenn.



JORDAN MCFARLAND
Jr. • 6-3 • 210 • R/R
INF/OF • Waterloo, Ill.




MATT GOODHEART
So. • 6-1 • 180 • L/R
INF/OF • Magnolia, Ark.




CASEY OPITZ
So. • 5-11 • 175 • S/R
C/UTL • Centennial, Colo.




CONNOR NOLAND
Fr. • 6-2 • 215 • R/R
RHP • Greenwood, Ark.




CALEB DENNY
Fr. • 6-2 • 180 • L/R
INF • Owasso, Okla.




CASEY MARTIN
So. • 5-11 • 175 • R/R
INF • Lonoke, Ark.




ANDREW STANLEY
Fr. • 5-9 • 180 • R/R
C • Searcy, Ark.



TREY HARRIS
Fr. • 5-10 • 165 • R/R
OF • Little Rock, Ark.




HESTON KJERSTAD
So. • 6-3 • 200 • L/R
OF • Amarillo, Texas




COBY BOULWARE
So. • 5-9 • 170 • R/R
INF • Anthem, Ariz.



ELIJAH TREST
Fr. • 6-3 • 205 • L/R
RHP • White Oak, Texas




JACOB BURTON
Fr. • 6-0 • 195 • R/R
RHP • Diana, Texas



CURTIS WASHINGTON, JR.
Fr. • 6-2 • 175 • R/R
OF/INF • West Memphis, Ark.




DOMINIC FLETCHER
Jr. • 5-9 • 175 • L/L
OF • Cypress, Calif.




CHRISTIAN FRANKLIN
Fr. • 5-11 • 180 • R/R
OF • Overland Park, Kan.



TRAVIS HESTER
Fr. • 6-2 • 195 • R/R
RHP • College Station, Texas



DILLON LIFRIERI
Fr. • 6-0 • 190 • R/R
OF/INF • Wilton, Conn.



KOLE RAMAGE
So. • 6-1 • 195 • R/R
RHP • Southlake, Texas




MARSHALL DENTON
R-So. • 5-11 • 165 • R/R
RHP • Beebe, Ark.



CALEB BOLDEN
So. • 6-2 • 185 • R/R
RHP • Texarkana, Texas




MATT CRONIN
Jr. • 6-2 • 210 • L/L
LHP • Navarre, Fla.




PATRICK WICKLANDER
Fr. • 6-1 • 180 • R/L
LHP • San Jose, Calif.



STEVEN SANCHEZ
Fr. • 6-7 • 250 • L/L
LHP • Mundelein, Ill.




JACOB KOSTYSHOCK
Jr. • 6-4 • 175 • R/R
RHP • O'Fallon, Mo.




CADEN MONKE
Fr. • 6-3 • 160 • L/L
LHP • Mt. Olive, Ill.




EVAN TAYLOR
Fr. • 6-4 • 235 • L/L
LHP • Florence, Ala.



COLLIN TAYLOR
R-So. • 5-11 • 220 • R/R
RHP • Florence, Ala.



KEVIN KOPPS
R-Jr. • 6-0 • 200 • R/R
RHP • Sugar Land, Texas




CARTER SELLS
Fr. • 6-0 • 190 • R/R
RHP • Brentwood, Tenn.



ZACK PLUNKETT
R-Sr. • 6-2 • 230 • R/R
C • Hurst, Texas




LIAM HENRY
Fr. • 6-2 • 175 • L/L
LHP • Kansas City, Mo.



WILL BARKER
Fr. • 6-2 • 180 • R/R
RHP • Sherwood, Ark.



ISAIAH CAMPBELL
R-Jr. • 6-4 • 235 • R/R
RHP • Olathe, Kan.



CODY SCROGGINS
R-Jr. • 6-0 • 185 • R/R
RHP • Bentonville, Ark.




ZEBULON VERMILLION
So. • 6-4 • 210 • L/R
RHP • Prairie Village, Kan.



DAVE VAN HORN
Head Coach
17th Season



NATE THOMPSON
Assistant Coach
2nd Season




MATT HOBBS
Assistant Coach
1st Season




TAYLOR SMART
Volunteer Assistant
1st Season



CLAY GOODWIN
Dir. of Operations
12th Season



JARED GATES
Student Assistant
1st Season



HARRISON HEFFLEY
Student Assistant
2nd Season