

### THE MATCHUP

#### GAMES 27-29

MARCH 29-31, 2019 | HAWKINS FIELD (3,700) | NASHVILLE, TENN. | TV: SEC NETWORK (SAT. & SUN.)

#### #23 TENNESSEE VOLUNTEERS (20-6, 2-4 SEC)

at

#### #4 VANDERBILT COMMODORES (20-5, 4-2 SEC)



**Head Coach:**  
Tony Vitello  
**Record at UT:**  
49-33 (2nd year)  
**Career Record:**  
Same  
**Highest Ranking:**  
No. 23 (USA Today)



**Head Coach:**  
Tim Corbin  
**Record at Vandy:**  
701-347-1 (17th year)  
**Career Record:**  
807-485-1 (22nd year)  
**Highest Ranking:**  
No. 4 (Baseball America)

#### TEAM STATS

	No.	SEC Rk	NCAA Rk
<b>Batting Average:</b>	.280	8	79
<b>Runs:</b>	174	11	37
<b>Hits:</b>	234	9	67
<b>Home Runs:</b>	24	9	33
<b>Stolen Bases:</b>	49	3	22
<b>ERA:</b>	2.52	1	2
<b>WHIP:</b>	1.01	1	1
<b>Fielding Pct:</b>	.976	5	46

\*NCAA rankings as of 3/28/2019

#### TEAM STATS

	No.	SEC Rk	NCAA Rk
<b>Batting Average:</b>	.324	2	5
<b>Runs:</b>	218	2	7
<b>Hits:</b>	282	2	7
<b>Home Runs:</b>	24	9	33
<b>Stolen Bases:</b>	27	9	121
<b>ERA:</b>	3.66	9	53
<b>WHIP:</b>	1.29	8	51
<b>Fielding Pct:</b>	.983	1	4

\*NCAA rankings as of 3/28/2019

#### FRIDAY - 7:30 PM ET

UT | RHP Garrett Stallings  
Stats: 6 GS, 5-1, 1.79 ERA

VANDY | RHP Drake Fellows  
Stats: 6 GS, 5-0, 3.68 ERA

#### SATURDAY - 9 PM ET

UT | RHP Zach Linginfelter  
Stats: 6 GS, 4-2, 2.29 ERA

VANDY | RHP Patrick Raby  
Stats: 6 GS, 4-0, 0.57 ERA

#### SUNDAY - 3 PM ET

UT | RHP Will Neely  
Stats: 6 GS, 2-1, 5.02 ERA

VANDY | RHP Kumar Rocker  
Stats: 3 GS, 2-2, 4.43 ERA

#### SERIES HISTORY: TENNESSEE - VANDERBILT

**Overall:** Tennessee leads, 175-156-2

**In Knoxville:** Tennessee leads, 62-33

**In Nashville:** Vanderbilt leads, 55-46

**At Neutral Sites:** Tennessee leads, 5-3

**Site Unknown:** Vanderbilt leads, 65-62-2

#### Last Five Meetings (2-3)

Date	Result	Location
5/13/18	Tennessee 8, Vanderbilt 7	Knoxville
5/12/18	Tennessee 2, Vanderbilt 7	Knoxville
5/11/18	Tennessee 6, Vanderbilt 6	Knoxville
4/29/17	Tennessee 9, Vanderbilt 3	Nashville
4/28/17	Tennessee 0, Vanderbilt 1	Nashville

### KEY STORYLINES

#### LEADING OFF

##### • VOLUNTEER STATE SHOWDOWN:

Tennessee travels west to take on in-state and SEC rival Vanderbilt this weekend in Nashville. The Vols will be looking to earn their first series win in Nashville since sweeping the 2009 series.

##### • VOLS-DORES LONG HISTORY:

UT has played and beaten Vanderbilt more than any other opponent in program history with 175 wins in 333 meetings. The two programs first met on the diamond in 1897.

##### • LAST TIME OUT:

The Vols suffered their first mid-week loss of the season on Tuesday, falling 6-5 to ETSU. UT rallied late to get within one run, but hit into a double plays to end the eighth and ninth innings with the tying run in scoring position.

#### QUICK HITTERS

##### • STARTING PITCHERS VS. VANDY:

All three starting pitchers for UT have had some success against Vandy in their careers. The Vols' weekend rotation is a combined 3-0 with a save against Vandy.

##### • FRESHMEN COME UP BIG:

A four-run eighth inning helped UT rally late last Sunday afternoon to clinch its first series win against South Carolina since 2015. All four runs in the inning were driven in by true freshmen.

##### • PITCHING STAFF TOPS IN SEC:

Tennessee's pitching staff enters the weekend with the best ERA (2.37) and WHIP (1.00) in the SEC. The Vols are also tied for the national lead with six shutouts and rank among the top 20 in several other categories.

#### BROADCAST INFO

##### TV / STREAM:

SEC Network+ (Friday)

##### TALENT:

Kevin Ingram | PxP  
Andrew Harris | Color

SEC Network (Sat. & Sun.)

##### TALENT:

Mike Morgan | PxP  
David Dellucci | Color

##### RADIO:

Vol Radio Network  
WNML (FM 99.1 / AM 990)  
UTSports.com | Online

##### TALENT:

John Wilkerson

##### LIVE STATS:

UTSports.com

### 2019 SCHEDULE

#### RECORD

#### 20-6

SEC	2-4
NON-CONFERENCE	18-2
HOME	15-3
AWAY	1-3
NEUTRAL	4-0
STREAK	L1

DATE	OPPONENT (TV)	TIME/RESULT
2/15	Appalachian State	W, 6-0
2/16	Appalachian State	W, 2-0
2/17	Appalachian State	W, 3-0
2/19	Northern Kentucky	W, 18-0
2/22	Indiana	W, 5-1
2/23	Indiana	W, 11-0
2/24	Indiana	W, 5-3
2/26	Liberty	W, 7-1
2/27	Middle Tennessee	W, 2-0
3/1	vs. Louisiana Monroe <sup>1</sup>	W, 7-2
3/2	vs. North Florida <sup>1</sup>	W, 10-2
3/2	vs. Western Kentucky <sup>1</sup>	W, 6-3 (7)
3/5	vs. Troy <sup>2</sup>	W, 11-2
3/8	Fresno State	W, 8-3
3/9	Fresno State	W, 13-9
3/10	Fresno State	L, 10-7
3/12	UNC Asheville	W, 8-4
3/13	UNC Asheville	W, 7-2
3/15	@ #15 Auburn*	L, 2-0
3/16	@ #15 Auburn* (SECN)	L, 5-2
3/17	@ #15 Auburn*	L, 5-3
3/19	@ ETSU	W, 5-1
3/22	#24 South Carolina*	W, 15-5
3/23	#24 South Carolina*	L, 3-2
3/24	#24 South Carolina*	W, 6-3
3/26	ETSU	L, 6-5
3/29	@ #4 Vanderbilt*	7:30 p.m.
3/30	@ #4 Vanderbilt* (SECN)	9 p.m.
3/31	@ #4 Vanderbilt* (SECN)	3 p.m.
4/2	Belmont (SECN)	7 p.m.
4/5	Mississippi State*	6:30 p.m.
4/6	Mississippi State*	6 p.m.
4/7	Mississippi State*	2 p.m.
4/9	Lipscomb	6 p.m.
4/11	Georgia* (SECN)	7 p.m.
4/12	Georgia*	6:30 p.m.
4/13	Georgia*	3 p.m.
4/16	Morehead State	6 p.m.
4/18	@ Kentucky*	6:30 p.m.
4/19	@ Kentucky*	6:30 p.m.
4/20	@ Kentucky*	2 p.m.
4/23	Gardner-Webb	6 p.m.
4/26	@ Arkansas*	7:30 p.m.
4/27	@ Arkansas*	7:30 p.m.
4/28	@ Arkansas* (SECN)	5 p.m.
5/3	Missouri*	6:30 p.m.
5/4	Missouri* (SECN)	12 p.m.
5/5	Missouri*	2 p.m.
5/7	Austin Peay	6 p.m.
5/10	@ Florida*	6:30 p.m.
5/11	@ Florida* (SECN)	3 p.m.
5/12	@ Florida*	1 p.m.
5/14	Tennessee Tech	6 p.m.
5/16	Ole Miss*	6:30 p.m.
5/17	Ole Miss* (SECN-BL)	6:30 p.m.
5/18	Ole Miss*	2 p.m.
5/21-26	SEC Tournament	TBD

\* Southeastern Conference game

1 - Cox Diamond Invitational (Pensacola, Fla.)

2 - Hoover Classic (Hoover, Ala.)

All times Eastern & Subject to Change

## MEDIA INFORMATION

### CREDENTIALS

Media credentials will be issued to members of the working media only. Children and other non-workers will be prohibited. Requests for credentials should be made by calling or emailing **Sean Barows** at least one day in advance of each home game or series. All credentials not picked up at the Media Relations Office will be left at the ticket will call window at the entrance of the stadium.

### INTERVIEWS

Tennessee Head Coach **Tony Vitello** is available to meet working members of the media following each game at Lindsey Nelson Stadium. Media members are not permitted in the locker room or clubhouse area at anytime.

Interviews with visiting team members may also be done on the field, subject to the policy of the visiting team's media relations representative.

### PHOTOGRAPHERS

Media credentials are required for all photographers and television media.

Photo decks are located atop the stairwells behind the first- and third-base lines. There are also field-level photo wells at the far end of each dugout. Both still and television photographers are welcome to shoot from these locations. Television crews are welcome to film from the mezzanine level underneath the press box.

Photographers *will not* be permitted in or between the dugouts and may not use the weight room to change locations.

### PRESS BOX

The Lindsey Nelson Stadium press box is for working members of the media only. The press box includes space for working members of the press, official and visiting scorers, public address announcer and scoreboard operator. Also located on the press level are two radio booths and a television/VIP booth. Admission to the press box is by credential only.

Updated cumulative statistics, game notes and scorecards, along with team rosters, will be available in the press box at each home game. A final box score will be compiled and distributed at the completion of each game.

An official scorer is assigned to all home games, and **Sean Barows** will keep the media informed of all scoring decisions, notable facts and records.

### INTERNET

High-speed wireless Internet is available in the Lindsey Nelson Stadium press box, including both radio booths and the television booth. There also are a limited number of DSL connections available for use by the media in the press box and phone lines for dial-up access are available as well.

### MEDIA RELATIONS INFORMATION

**Overnight Mail Address**  
1551 Lake Loudoun Blvd.  
Anderson Training Center, Ground Floor  
Knoxville, TN 37996

**Sean Barows**  
*Assistant Director of Media Relations*  
**Office Phone:** 865-974-7478  
**Cell:** 561-312-9432  
**Fax:** 865-974-8875  
**Email:** sbarows@utk.edu

### FOLLOW ONLINE

**Website**  
UTSports.com/baseball  
**Twitter**  
@Vol\_Baseball  
**Facebook**  
Facebook.com/VolBaseball  
**Instagram**  
Vol\_Baseball

## 2019 TENNESSEE NUMERICAL ROSTER

No.	Name	Pos.	Cl.	B/T	Ht.	Wt.	Hometown/Previous School
1	Alerick Soularie	OF/INF	So.	R/R	6-0	185	Houston, Texas/San Jacinto CC
4	Jay Charleston	OF/INF	Jr.	R/R	5-10	170	Longwood, Fla./Lake Brantley
5	Zach Daniels	OF	So.	R/R	6-1	190	Stockbridge, Ga./Eagles Landing Christian
6	Evan Russell	OF	So.	R/R	5-11	190	Lexington, Tenn./Scotts Hill HS
7	Jake Rucker	INF	Fr.	R/R	6-1	178	Greenbrier, Tenn./Pope John Paul II
8	Christian Scott	OF	Fr.	L/L	5-10	168	Clarksville, Tenn./Rossvie HS
9	Justin Ammons	OF	Jr.	L/R	5-10	180	Memphis, Tenn./Bartlett HS
10	Pete Derkay	UTL	Jr.	L/R	5-11	210	Acworth, Ga./Allatoona HS
11	Will Heflin	LHP	Jr.	L/L	5-11	165	Morristown, Tenn./Morristown West
12	Ricky Martinez	INF	Jr.	R/R	6-0	175	Pflugerville, Texas/Grayson College
13	Andre Lipcius	INF	Jr.	R/R	6-1	190	Williamsburg, Va./Lafayette
14	Austin Knight	INF	Fr.	R/R	6-1	180	Jacksonville, Fla./The Bolles School
15	Will Neely	RHP	Sr.	R/R	5-11	155	Knoxville, Tenn./Hardin Valley Academy
16	Camden Sewell	RHP	Fr.	L/R	6-5	184	Cleveland, Tenn./Cleveland
17	Connor Pavolony	C	Fr.	R/R	6-0	190	Woodstock, Ga./River Ridge
18	Chase Wallace	RHP	So.	R/R	6-2	195	Sevierville, Tenn./Sevier County
19	Landon Gray	C	Jr.	L/R	6-0	207	Granbury, Texas/Weatherford College
20	Tanner Kohlhepp	INF/RHP	Fr.	L/R	6-3	212	Eau Claire, Wis./Eau Claire Memorial
21	Trey Lipscomb	INF/RHP	Fr.	S/R	6-3	190	Frederick, Md./Urbana
25	Zach Linginfelter	RHP	Jr.	L/R	6-5	220	Sevierville, Tenn./Sevier County
27	Garrett Stallings	RHP	Jr.	R/R	6-2	200	Chesapeake, Va./Grassfield
28	Elijah Pleasants	RHP	Fr.	R/R	6-5	177	Clarksville, Tenn./Rossvie
29	Daniel Vasquez	RHP	R-Jr.	R/R	5-10	175	El Cajon, Calif./Granite Hill
30	Andrew Schultz	RHP	Jr.	R/R	6-4	195	Alpharetta, Ga./Greater Atlanta Christian
31	Caleb Pearson	RHP	Fr.	R/R	6-1	200	Brentwood, Tenn./Brentwood
32	Sean Hunley	RHP	So.	R/R	6-4	220	Mount Juliet, Tenn./Mount Juliet
34	Garrett Crochet	LHP	So.	L/L	6-5	210	Ocean Springs, Miss./Ocean Springs
35	Nico Mascia	INF	R-Jr.	S/R	5-10	200	Knoxville, Tenn./Farragut
36	Matthew Ellis	C	Fr.	L/R	6-4	227	Waddy, Ky./Shelby County
37	Richard Jackson	RHP	R-Sr.	R/R	5-11	185	Atlanta, Ga./Woodward Academy
38	Paul Komistek	OF	Fr.	R/R	6-2	200	Knoxville, Tenn./Farragut
40	Luc Lipcius	INF	Jr.	L/L	6-2	215	Williamsburg, Va./Lafayette
42	Max Ferguson	INF	Fr.	L/R	6-1	175	Atlantic Beach, Fla./The Bolles School
45	Chase Silseth	RHP	Fr.	R/R	6-0	200	Farmington, New Mexico/Piedra Vista
46	Redmond Walsh	LHP	R-So.	L/L	5-11	155	Louisville, Tenn./Alcoa

### COACHING & SUPPORT STAFF

**Head Coach:** Tony Vitello (Missouri, '02)

**Record at Tennessee (Years):** 49-33 (2nd)

**Overall Record (Years):** Same

**Assistant Coach:** Frank Anderson (2nd Season)

**Assistant Coach:** Josh Elander (2nd Season)

**Assistant Coach:** Ross Kivett (2nd Season)

**Director of Operations:** Chad Zurcher (4th Season)

**S&C Coach:** Quentin Eberhardt (2nd Season)

**Athletic Trainer:** Jeff Wood (19th Season)

### PRONUNCIATION GUIDE

Garrett Crochet	(crow-SHAY)
Tanner Kohlhepp	(cole-HEP)
Paul Komistek	(COM-is-tech)
Andre Lipcius	(lip-see-us)
Luc Lipcius	(lip-see-us)
Nico Mascia	(NEEK-oh MAH-sha)
Connor Pavolony	(PAV-oh-lone-ee)
Camden Sewell	(SUE-uhl)
Chase Silseth	(SILL-seth)
Alerick Soularie	(soul-LAR-ee)
Daniel Vasquez	(vas-KEZ)

### QUICK FACTS

#### GENERAL UNIVERSITY INFO

Location:	Knoxville, Tenn.
Founded:	1794
Enrollment:	28,894
Conference:	Southeastern (SEC)
Nickname:	Volunteers (Vols)
Colors:	Orange (PMS 151) and White
Mascot:	Smokey (a Blue-tick Coonhound)
Interim President:	Randy Boyd
Interim Chancellor:	Wayne T. Davis
Director of Athletics:	Phillip Fulmer
Faculty Athletics Rep:	Dr. Donald Bruce

#### BASEBALL HISTORY

First Year of Baseball:	1897
All-Time Overall Record:	2,052-1,609-14
All-Time Collegiate Record:	2,052-1,606-14
All-Time SEC Record:	734-895-1
SEC Regular-Season Championships (Last):	3 (1995)
Eastern Division Championships (Last):	6 (1997)
SEC Tournament Championships (Last):	3 (1995)

SEC Tournament Appearances (Last):	15 (2016)
Regional Appearances (Last):	9 (2005)
Super Regional Appearances (Last):	2 (2005)
CWS Appearances (Last):	4 (2005)

#### TEAM INFO

2018 Record:	29-27
Home/Away/Neutral:	21-15/8-12/0-0
2018 SEC Record (Finish):	12-18 (t-12th/t-6th East)
Home/Away:	9-6/3-12
Final National Rankings:	
RPI:	75
USA Today Coaches:	NR
D1Baseball:	NR
Baseball America:	NR
Perfect Game:	NR
Collegiate Baseball:	NR
NCBWA:	NR
Positional Starters Returning/Lost:	6/3
Pitchers Returning/Lost:	11/4
Letterwinners Returning/Lost:	19/10
Newcomers:	16

BY THE NUMBERS

1

Tennessee enters this weekend with the top pitching staff in the SEC. The Vols lead the country with a 1.01 WHIP and six shutouts. They also lead the SEC with a 2.52 team ERA.

21

Jay Charleston currently leads the SEC and ranks sixth in the nation with 21 stolen bases this season. Through 26 games last season, the Vols had just 23 steals total.

175

UT's 175 victories against Vanderbilt are the most against any opponent in program history. The Vols' 333 meetings with the Commodores are also the most against any team.

ROUNDING THE BASES

SCOUTING REPORT: VANDERBILT

- 2018 Record: 35-27 (16-14 SEC)
- 2018 Postseason: NCAA Nashville Super Regional
- Vanderbilt was picked to win the Eastern Division of the SEC in the preseason coaches' poll after finishing fourth in the division last season.
- The Commodores are coached by Tim Corbin, who is in his 17th season at the helm of the program. Corbin has led the Dorees to 13 straight NCAA Tournament appearances (longest active streak in the SEC) as well as a National Championship in 2014.
- VU features an explosive offense that ranks among the top five in the SEC in nearly every category. The Commodores lead the conference in on-base percentage (.428) and triples (11) while ranking second in batting average (.324), runs (218), hits (282), slugging percentage (.502) and total bases (431).
- Ethan Paul and JJ Bleday anchor a deep lineup that features seven players with 14 or more runs batted in. Paul ranks second in the SEC with 37 RBI while Bleday is tied for the conference lead with nine home runs.
- The Dorees also feature a solid 1-2 punch on the mound in Friday and Saturday starters Drake Fellows (5-0, 3.68 ERA) and Patrick Raby (4-0, 0.57 ERA). Fellows is tied for second in the SEC in wins while Raby's ERA ranks second in the conference.
- Vandy has won five straight games entering this weekend's series, including a dominating series sweep against Florida last weekend.

INSIDE THE SERIES

- Tennessee leads the all-time series, 175-156-2.
- The Vols have played and beaten Vanderbilt more than any other opponent in program history with 175 wins in 333 meetings.
- The first meeting in the series came in 1897 during UT's very first baseball season.
- The two teams have split the last 10 games in the series. UT is 46-55 all-time against Vandy in Nashville.
- The Vols will be looking to earn their first series win in Nashville since sweeping the Dorees in 2009.

VOLS & DORES BATTLE FOR VOLUNTEER STATE SUPREMACY

- This weekend's series between the Volunteers and Commodores will be the first time the two teams have met as ranked foes since 2014 when No. 25 UT took two of three games from No. 4 Vandy.
- Tennessee enters the weekend ranked No. 23 in the USA Today Coaches' Poll while Vanderbilt comes into the series ranked No. 4 by Baseball America and No. 5 in the coaches' poll.
- The Big Orange are in the middle of a stretch that features five straight games against in-state opponents. UT is 2-1 against in-state teams this season.

OFFENSIVE NUMBERS WAY UP

- Tennessee's offensive numbers are up across the board compared to this time last year.

Stat Comparison (Through 26 Games)

Year	AVG	R	H	2B	HR	RBI	SLG	OB% SB
2019	.280	174	234	56	24	148	.444	.400 49
2018	.265	142	231	46	18	132	.396	.374 23

PITCHING STAFF LEADING THE WAY

- The Vols enter play this weekend with the top pitching staff in the SEC.
- Tennessee leads the conference in team ERA (2.52) and ranks first nationally in WHIP (1.01). The Vols also rank fifth nationally in strikeout-to-walk ratio (3.65), 10th in walks allowed/nine innings (2.79) and 20th in strikeouts/nine innings (10.2).
- UT's six shutouts are tied for the most in the country and are its most in a single season since posting six in 2005, the last time the program advanced to the NCAA Tournament and College World Series.
- While starting pitching has been lights out, the bullpen has been just as impressive, posting a 2.39 ERA and 127 strikeouts compared to just 38 walks in 94.1 innings pitched.
- Tennessee's relievers have combined for nine saves. Four different pitchers have earned at least one save and three have multiple saves so far this year.

TOTAL TRANSFORMATION FOR STALLINGS

- Junior **RHP Garrett Stallings** completely transformed his game this offseason and it has paid serious dividends in 2019.
- The Chesapeake, Va., native went to work developing a breaking ball in the offseason in an attempt to increase his strikeout numbers.
- So far, so good as he has already set a new career high in punchouts with 48 in 40.1 innings pitched (10.7 K/9 Inn).
- For reference, Stallings had just had just 37 strikeouts in 78.2 innings pitched (4.2 K/9 Inn) last season and just 76 total punchouts in 148.2 innings (4.6 K/9 Inn) over his first two collegiate seasons.
- Stallings' single-game career high in strikeouts entering the season was seven. He has posted seven or more strikeouts in five of his six starts this year.
- Stallings ranks 11th in the nation with a 12-to-1 strikeout-to-walk ratio entering this weekend.

BIG STICK FOR BIG AL

- Newcomer **Alerick Soularie** has displayed some serious power for the Vols this season.
- The sophomore JUCO transfer currently leads the team and is tied for fifth in the SEC with seven home runs this season. Soularie leads the SEC with a .725 slugging percentage.
- The Houston, Texas native also leads the team with a .377 batting average and has recorded a hit in 11 of his past 13 games.
- Soularie was the only Vol to record a hit in all three games of UT's series at No. 15 Auburn. His seven bombs have already matched the team-leading seven **Andre Lipcius & Benito Santiago** had last season.

BREAK OUT THE BEADS!

- Tennessee had started a new celebration this season with its Mardi Gras Home Run Beads. UT currently ranks 33rd in the nation with 24 homers this season.
- **Alerick Soularie** and **Andre Lipcius** both rank among the Top 10 in the SEC in home runs with seven and six, respectively. Soularie also leads the league with a .725 slugging percentage.
- The Vols have hit at least one home run in 15 of their 26 games this season and have hit multiple home runs in a game seven times.

RECORD BREAKDOWN

	Overall	SEC
Overall	20-6	2-4
Home	15-3	2-1
Away	1-3	0-3
Neutral	4-0	--
Non-Conference	18-2	--
vs. Ranked Opponent	2-4	2-4
Day Games	12-2	1-1
Night Games	8-4	1-3
vs. Left-Handed Starter	5-3	0-2
vs. Right-Handed Starter	15-3	2-2
1-Run Games	0-2	0-1
2-Run Games	3-2	0-2
5+ Run Games	10-0	1-0
Extra Innings	0-0	--
Shutouts	6-1	0-1
Scoring 0-2 Runs	2-3	0-3
Scoring 3-5 Runs	4-2	0-1
Scoring 6-9 Runs	8-1	1-0
Scoring 10+ Runs	6-0	1-0
Opp. 0-2 Runs	13-1	0-1
Opp. 3-5 Runs	6-3	2-3
Opp. 6-9 Runs	1-1	--
Opp. 10+ Runs	0-1	--
Score in 1st Inning	8-1	2-0
Opp. Score in 1st Inning	3-1	--
Score First	15-4	2-3
Opp. Score First	5-2	0-1
After 6 Innings:		
Leading	20-1	2-1
Trailing	0-3	0-2
Tied	0-2	0-2
After 7 Innings:		
Leading	18-0	--
Trailing	1-5	1-3
Tied	0-1	0-1
After 8 Innings:		
Leading	19-0	1-0
Trailing	0-6	0-4
Tied	--	--
Hit 0 Home Runs	8-2	1-2
Hit 1 Home Run	6-3	0-2
Hit 2+ Home Runs	6-1	1-0
Opp. 0 Home Runs	13-4	1-4
Opp. 1 Home Run	4-1	--
Opp. 2+ Home Runs	3-1	1-0
Made 0 Errors	8-3	0-1
Made 1 Error	8-1	2-1
Made 2+ Errors	4-2	0-2
Opp. 0 Errors	4-2	1-1
Opp. 1 Error	5-2	0-2
Opp. 2+ Errors	11-2	1-1
Out-Hit Opp.	16-2	1-2
Out-Hit by Opp.	2-3	0-1
Hits are tied	2-1	1-1

BY MONTH

February	9-0	--
March	11-6	2-4
April	--	--
May	--	--

BY UNIFORM

Pinstripes	8-0	1-0
Orange Top/White Pants	4-3	0-2
Cream	4-1	1-0
Smokey Grey	4-1	0-1
Grey Top/Pinstripe Pants	0-1	0-1



## ROUNDING THE BASES

### HE'S GOING...

- Junior **Jay Charleston** has been wreaking havoc on the base paths again this season.
- Charleston leads the SEC and ranks sixth in the country with 21 stolen bases on 22 attempts this season after swiping four more bags in last week-end's series win over South Carolina.
- His 21 stolen bases are only two off UT's team total through 26 games a season ago.
- Charleston needs just six more stolen bases to tie Eli Iorg and Bobby Gaylor (53) and crack the top 10 list for career steals in program history.
- The Longwood, Fla., native finished second in the SEC with 21 stolen bases as a sophomore last season and led the Vols with 65 hits.

### RICKY IS RAKING

- Junior shortstop **Ricky Martinez** is having a fantastic debut season on Rocky Top.
- The junior college transfer leads the team with 34 hits after recording a team-high seven base knocks last week.
- Martinez also leads the team with 12 multi-hit games, including three games with three or more base hits. The Texas native has hits in five of his last six games.
- Martinez set a new career high with four hits in UT's 11-2 win over Troy on March 5 and has had multiple hits in four of the team's last six games.

### RECORD BREAKERS

- Tennessee has already set a handful of program records this season.
- UT's 15-0 start was the best in program history, surpassing the 2014 team's 12-0 start, while its 15 game win streak was tied for the second-longest in program history (1951, 1994, 1997, 2004).
- UT's 17-1 record was the best in program history entering conference play.
- The Vols did not allow a run over the first 41.0 innings of the season and had a 42.2 consecutive inning shutout streak dating back to last year, the longest such streak in program history.
- By holding their first four opponents scoreless this season, UT's 2019 squad is the first in program history to record four consecutive shutouts.

### AMMO BATTING LEADOFF

- **Justin Ammons** has been one of the team's most consistent hitters this season while batting leadoff for the Vols.
- The junior outfielder has reached base in 24 of 26 games this season and 33 of the past 35 games dating back to 2018.
- The Memphis native has also recorded a hit in 20 of the team's 26 games this season and leads the team with 24 runs scored. His on-base percentage of .473 ranks 10th in the SEC.
- Ammons also ranks seventh in the SEC with 21 walks and has a six-game hit streak entering this week-end's series.

### VOLS IN THE POLLS

- The Vols entered this week at No. 23 in the USA Today Coaches' Poll, marking their fourth straight week in the rankings. UT also comes in at No. 28 in this week's NCBWA Poll as well.
- In Week 5, UT was ranked in five of the six major polls, which was the first time the Vols had been ranked in five or more polls simultaneously since March 23, 2014 (Collegiate Baseball News - 14, USA Today - 16, Perfect Game - 16, Baseball America - 18, NCBWA - 21).
- The Orange and White enter the weekend at No. 10 in the NCAA RPI, fourth highest among SEC programs.

### TOP-TIER COMPETITION

- As is usually the case when playing in the Southeastern Conference, Tennessee will face one of the nation's toughest schedules in 2019.
- The Vols are slated to play 30 games against teams that made the NCAA tournament last year.
- UT will play 19 games against opponents that advanced to the NCAA Super Regionals in 2018 and nine against teams that went to the 2018 College World Series.
- UT is scheduled to play seven teams ranked in the USA Today Coaches' Poll Preseason Top 25.
- Based off of this week's rankings, the Vols are in the midst of a stretch of five straight weekend series against ranked opponents.

### BETCHA CAN'T HIT THE HEATER

- Tennessee **RHP Andrew Schultz** has been nearly unhittable out of the bullpen this season for UT.
- The junior flame thrower has not allowed a single run this season and have given up just two hits in nine innings pitched.
- Schultz set career highs in innings pitched (2.1) and strikeouts (six) in last Saturday's outing vs. South Carolina. He allowed just one hit and one walk.
- The Georgia native is one of the hardest throwers in college baseball with a fastball that has been clocked as high as 101 MPH this season.

### BASH BROTHERS

- Tennessee's twin tandem of **Andre and Luc Lipcius** have been two of the Vols' most productive hitters so far this season.
- The duo has combined for nine of the team's 24 home runs and are rank first and fourth on the team in RBI, with 23 and 14, respectively.
- Andre has recorded a hit in 18 of his last 20 games played and ranks second on the team with four RBI in conference play.
- Andre hit his second grand slam of the season in a 13-9 win over Fresno State on March 9. He is the first Vol to hit two grand slams in a season since **Blake Forsythe** in 2010.
- Luc has already set career highs in runs, doubles, triples, home runs, RBI and walks this season, but is currently out with a broken right foot after fouling a ball off his foot against Fresno State on March 10.

### WEEKEND WARRIORS

- Tennessee's weekend rotation of **RHP Garrett Stallings**, **RHP Zach Lingenfelter** and **RHP Will Neely** has been extremely effective so far this season.
- The trio has a combined record of 11-4 to go along with 110 strikeouts compared to just 22 walks.
- During UT's Opening Weekend sweep of App State, the trio combined to throw 19.0 shutout innings and allowed just nine total hits while striking out 17 batters and issuing just three walks.
- Stallings set the tone with a gem on Opening Day, setting a new career high with eight strikeouts while allowing just one hit over seven shutout innings.
- Lingenfelter is off to a 4-2 start and ranks second on the team with 39 punchouts.
- Neely is 2-1 on the year and tied a career high with six strikeouts in a win over Western Kentucky (3/2).

### SPRING CLEANING

- UT enters this weekend's series with three weekend sweeps already this season.
- With a 3-0 record at the Cox Diamond Invitational earlier this season, the Vols posted their third consecutive weekend sweep to start the season for first time since 2014 when they swept series against Purdue, UNLV and Quinnipiac to start the year.

## NCAA/SEC LEADERS

### NCAA (Top 50) | SEC (Top 10)

Category	Player (Value)	NCAA	SEC
<b>Batting Avg.</b>	Alerick Soularie (.377)	--	8
<b>Doubles</b>	Ricky Martinez (10)	27	6
<b>Triples</b>	Luc Lipcius (2)	--	4
<b>Home Runs</b>	Alerick Soularie (7)	29	5
	Andre Lipcius (6)	--	9
<b>Walks</b>	Justin Ammons (21)	47	7
<b>On-Base Pct</b>	Alerick Soularie (.500)	50	3
	Justin Ammons (.473)	--	10
<b>Slugging Pct</b>	Alerick Soularie (.725)	22	1
<b>Stolen Bases</b>	Jay Charleston (21)	6	1
<b>Sac Bunts</b>	Jake Rucker (3)	--	9
<b>ERA</b>	Garrett Stallings (1.79)	--	9
<b>Hits Allowed</b>	Zach Lingenfelter (4.33)	15	4
<b>Saves</b>	Garrett Crochet (3)	--	10
	Redmond Walsh (3)	--	10
<b>Strikeouts</b>	Garrett Stallings (48)	32	7
<b>Walks/9 Inn.</b>	Garret Stallings (0.89)	19	3
<b>K/BB Ratio</b>	Garrett Stallings (12.0)	11	3
<b>WHIP</b>	Zach Lingenfelter (0.82)	34	7
<b>Wins</b>	Garrett Stallings (5)	3	2
	Zach Lingenfelter (4)	31	8

## PITCHER SPOTLIGHT

### #30 ANDREW SCHULTZ | RHP

Junior right hander **Andrew Schultz** is arguably the Vols' most improved pitcher this season and has become a force out of the bullpen.

The Georgia native is one of the hardest throwers in college baseball with a fastball that has been clocked as high as 101 MPH this season. That, along with the development of his offspeed pitches, has helped Schultz become one of the most effective back-end bullpen guys in the country so far this season.

### SEASON STATS:

9 App | 0-0 | 0.00 ERA | 9.0 IP | 2 H | 0 R | 6 BB | 21 K | .067 OPP BATTING AVG





## ROUNDING THE BASES

### HEFLIN'S IMMACULATE INNING

- On Wednesday, March 13 in a win over UNC Asheville, **junior LHP Will Heflin** accomplished the rare feat of throwing an "Immaculate Inning".
- The Morristown, Tenn., native struck out the side on nine pitches in the top of the fifth inning in a 7-2 win over the Bulldogs.
- Even more impressively, Heflin accomplished the feat against the top of the Bulldogs' lineup, getting a pair of swinging strikeouts before capping the inning with a strikeout looking.

### LINGINFELTER EARNS SEC HONORS

- Junior pitcher **Zach Linginfelter** was named SEC Pitcher of the Week on Feb. 25 after a dominant performance against Indiana on Feb. 23.
- This hard-throwing right hander finished with 13 strikeouts and gave up just two hits in six shutout innings to improve to 2-0 on the year.
- The honor marked the first time Linginfelter had earned SEC weekly honors and the first time a UT pitcher won the award since Bret Marks in 2015.

### RETURNING TALENT

- The Vols return the vast majority of their top contributors from last season at the plate and on the hill.
- Tennessee returns six position players that made 34 or more starts last season.
- UT brings back all eight pitchers that started a game last season while 13 pitchers in total return this year.
- Six of UT's top seven hitters return from last season (sorted by batting average).
- Returners accounted for 69 percent of the team's runs, 67 percent of the team's hits, 65 percent of the team's RBI and 77 percent of the team's stolen bases last season.
- According to College Baseball Analytics, 79% of UT's starts came from underclassmen last season, the highest rate of any Power 5 conference program.

### VOLS MAKE HISTORY VS. APP STATE

- Tennessee started its 2019 season with a bang by sweeping Appalachian State on Opening Weekend and made a little history in the process.
- With three shutouts in the series, the 2019 Vols became the first team in program history to sweep a three-game series without allowing a single run.
- It was also just the third time in program history that UT has recorded three consecutive shutouts. The other two times came in 1965 and 1916.

### CALL TO ARMS

- The Vols came into the season with one of the most experienced pitching staffs in all of college baseball.
- Tennessee is the only Power 5 conference school to return every pitcher that recorded a win last season.
- UT is also the only school in the SEC to return every pitcher that recorded at least one start last season.
- UT's returning pitchers accounted for 92 percent of the team's strikeouts in 2018.
- The Vols' pitching staff threw six complete games last season, three more than anyone else in the league. **RHP Will Neely** finished tied for first in the conference with three complete games.

### PITCHING DOMINATES OPENING WEEK

- The Vols' pitching staff shone brightly on Opening Weekend with three straight shutouts.
- The staff allowed just nine total hits and held App State to a .101 team batting average while striking out 32.
- Tennessee's bullpen did not give up a single hit and allowed just two base runners in eight innings of work during the series. UT's relievers also combined for 15 strikeouts in that span.

### NEWCOMERS MAKING AN IMPACT

- While the Vols return most of their core pieces from a year ago, they also added some talented newcomers from the junior college ranks and high school that have already made an impact this season.
- 13 newcomers have already seen action for the Vols this season (10 freshmen & three JUCO transfers).
- Landon Gray** and **Connor Pavolony** have split time behind the plate while **Ricky Martinez**, **Jake Rucker** and **Max Ferguson** have all started multiple games and seen significant playing time on the infield.
- Freshman **RHP Camden Sewell** made his first-career start in a win vs. Middle Tennessee (2/27). The Cleveland, Tenn., native gave up just one hit and struck out five in six shutout innings.
- Other potential impact freshmen include: **RHP Elijah Pleasants** (6 App, 0.00 ERA), **RHP Chase Silseth** (11 App, 2 GS) and **OF Christian Scott** (4 GP, 3 H, 1 2B, 1 RBI).

### JUNIOR CLASS LEADS THE WAY

- A significant amount of Tennessee's success this season will fall on the shoulders of its large and experience junior class.
- UT enters the 2019 season with 14 juniors on its roster, 11 of which saw playing time for the Vols in 2018.
- Junior returners **Andre Lipcius** (.315), **Jay Charles-ton** (.285), **Nico Mascia** (.278) and **Justin Ammons** (.274) had the four highest batting averages on the team last season.
- Juniors **Garrett Stallings**, **Zach Linginfelter** and **Will Heflin** combined for 11 wins as sophomores last season while Linginfelter led the team with 71 strikeouts.

### VOLS IN YEAR ONE UNDER VITELLO

- Tennessee showed significant improvement in Year One under head coach Tony Vitello, who's 29 wins in 2019 are tied for the most by a first-year head coach in program history.
- The Vols had a five-win improvement in SEC play, going from just seven conference wins in 2017 to 12 in 2018. It marked just the third time since 2010 that UT reached double-digit victories in league play.
- The Big Orange won two series over ranked opponents last season (No. 14 Texas A&M & No. 13 Kentucky). The last time the Vols had two or more series wins over ranked teams was in 2014.
- UT finished with a winning record at home in SEC play (9-6) for the first time since 2005, which was also the last season the Vols made the NCAA Tournament.

### TENNESSEE DRAFT PROSPECTS

- The Vols have a handful of players on the team who are among some of the top MLB Draft prospects in the SEC and nationally.

#### D1Baseball.com Top 2019 Prospects (All Schools)

No. 56 Andre Lipcius - INF  
No. 119 Garrett Stallings - RHP  
No. 138 Zach Linginfelter - RHP

#### D1Baseball.com Top 2020 Prospects (All Schools)

No. 16 Garrett Crochet - LHP  
No. 48 Zach Daniels - OF

#### Baseball America Top 2019 Prospects (SEC Only)

No. 17 Andre Lipcius - INF  
No. 29 Garrett Stallings - RHP  
No. 32 Zach Linginfelter - RHP

#### Baseball America Top 2020 Prospects (SEC Only)

No. 11 Garrett Crochet - LHP  
No. 17 Zach Daniels - OF

## AWARDS/HONORS

#### SEAN HUNLEY • RHP • SO

- 2018 Collegiate Baseball Newspaper Freshman All-American
- TSWA Pitcher of the Week (March 21, 2018)

#### ZACH LINGINFELTER • RHP • JR

- SEC Pitcher of the Week (Feb. 25, 2019)

#### NICO MASCIA • INF/DH • R-JR

- 2018 SEC Co-Scholar Athlete of the Year
- 2018 CoSIDA Academic All-American (2nd Team)
- 2018 CoSIDA Academic All-District 3 (1st Team)

#### WILL NEELY • RHP • SR

- 2018 SEC All-Defensive Team
- TSWA Pitcher of the Week (March 13, 2018)



## PLAYER SPOTLIGHT

### #1 ALERICK SOULARIE | OF

Sophomore **OF Alerick Soularie** has emerged as one of UT's most dangerous offensive weapons this season. The Houston native leads the SEC in slugging percentage (.725) and is tied for fifth in the league with a team-high seven home runs. Soularie is also tied for third in the conference in on-base percentage (.500) and has reached base in 18 straight games entering this weekend's series.

#### 2019 SEASON STATS

AVG	R	H	2B	HR	RBI	BB	SLG%	OB%
.377	21	26	3	7	21	16	.725	.500



## ROUNDING THE BASES

### MLB DRAFT PICKS ON CURRENT TEAM

- Tennessee boasts three players on the current roster that have been selected in the Major League Baseball Draft.

Player (Pos.)	Year	Rd.	Team
Zach Liginfelter (RHP)	2018	19	Washington
Elijah Pleasants (RHP)	2018	36	Kansas City
Landon Gray (C)	2017	38	Philadelphia
Zach Liginfelter (RHP)	2016	16	New York Yankees

### VOLS IN THE MLB

- Tennessee has four former players that made 2019 Opening Day rosters.
- VFL **Nick Senzel** also had a good spring with the Cincinnati Reds, but will likely start the year in AAA Louisville with a good chance to be called up at some point this season.

### FORMER VOLS ON MLB OPENING DAY ROSTERS

Player	Pos.	Team
Zack Godley	RHP	Arizona Diamondbacks
Yan Gomes	C	Washington Nationals
Drew Steckenrider	RHP	Miami Marlins
Christin Stewart	OF	Detroit Tigers

### MASCIA MAKES MOST OF OPPORTUNITY

- Tennessee's **Nico Mascia** epitomizes the term "student-athlete" and was recognized for his play on the field and success in the classroom last season.
- Mascia was named SEC Co-Scholar Athlete of the Year, becoming just the second UT player to ever earn that distinction.
- Mascia also earned CoSIDA Google Cloud Academic All-American second-team honors, becoming just the sixth player in program history to do so and the first since **Chase Headley** in 2005.
- The Knoxville native also had a breakout season on the field, setting career highs in every statistical category after appearing in just one game during his first two years with the program.
- Mascia led the Vols with a .487 slugging percentage and .439 on-base percentage while finishing the year third on the team with a .278 batting average and five home runs.

### VOLSCHOLARS

- To be eligible to wear the VOLScholar patch, University of Tennessee student-athletes must achieve a 3.0 GPA in either of the two previous semesters, or they must own a cumulative 3.0 GPA (freshmen are not eligible for the patch).
- Currently, 15 Vols on the 2019 squad are eligible to wear the patch:

- Jay Charleston	- Nico Mascia
- Garrett Crochet	- Will Neely
- Pete Derkay	- Evan Russell
- Will Heflin	- Andrew Schultz
- Richard Jackson	- Garrett Stallings
- Zach Liginfelter	- Daniel Vasquez
- Andre Lipcius	- Chase Wallace
- Luc Lipcius	

### VOLEADERS ACADEMY: LUC LIPCIOUS

- Tennessee junior **Luc Lipcius** is a member of the 2018-19 VOLEaders Academy Class.
- Lipcius was one of 19 current student-athletes selected to the class representing 15 different sports.
- Lipcius is the second baseball player to represent the program after current pitcher **Garrett Stallings** was a member of the 2018-18 class.

- The University of Tennessee announced the inception of its VOLEaders Academy in July of 2015. The program is a dynamic partnership between the UT Center for Leadership and Service, the Center for Sport, Peace and Society and the Athletics Department.

### SUMMER BALL SUCCESS

- A number of current Vols are coming off successful seasons on the Summer Ball circuit:
- INF Andre Lipcius:** Finished the regular season batting .313 with 15 extra-base hits and 27 RBIs for the Harwich Mariners in the Cape Cod League. Starred in the league's All-Star game and was named a Platinum Glove winner.
- RHP Garrett Stallings:** Was one of the top pitchers in the Cape Cod League this summer over his three starts, posting a 21-0 strikeout-to-walk ratio in 18 innings of work. Baseball America writer Teddy Cahill mentioned Stallings as one of the five pitchers in the Cape this summer that raised their profiles heading into the fall.
- OF Zach Daniels:** Was one of the top sluggers in the Northwoods League with seven homers and 43 RBI, earning a spot in the league's All-Star game. Daniels has been mentioned as a potential breakout player for the Vols next season by D1Baseball.com after his impressive summer with Kalamazoo.
- RHP Chase Wallace:** The Sevierville native finished his summer campaign with four saves in four save opportunities and a minuscule 1.76 ERA for the Santa Barbara Foresters in the California Collegiate League.
- OF/INF Jay Charleston:** Batted .315 in 34 games played for the San Luis Obispo Blues in the California Collegiate League. Charleston had 14 multi-hit games, which included four three-hit performances and also stole 26 bases this summer after a break sophomore campaign last year for the Vols.
- INF Luc Lipcius:** Finished his time with the San Luis Obispo Blues leading the team in RBIs (22), walks (26), doubles (10), extra-base hits (12) and games played (35). Lipcius also batted .331 this summer and finished second behind his Vols' teammate Jay Charleston in runs scored (27).
- LHP Redmond Walsh:** Posted a perfect 3-0 record and a 2.14 ERA while leading the Coastal Plain League with 75 strikeouts in 42.0 innings pitched this summer for the Forest City Owls. The lefty reliever also finished the season tied for fourth in the league with five saves.

### ON DECK

- Following this weekend's series, the Vols will return home to host Belmont on Tuesday night at 7 p.m. It will be UT's fifth straight game against an in-state opponent and will open a nine-game homestand for the Big Orange. The game will air live on the SEC Network.

### FOLLOW THE VOLS

- The Voice of the Volunteers **John Wilkerson** enters his 29th season on the Vol Network and his 21st year as UT's play-by-play announcer. Joining Wilkerson for his seventh-straight season with UT Baseball is color analyst **Vince Ferrara** on Sports Radio WNML FM 99.1/AM 990. **Eric Cain** will also join in on the broadcast at times through the season.
- Sports Radio WNML will carry the majority of Tennessee's regular-season games on-air. All other games can be heard live on UTSports.com.
- Vol Baseball will also have eight of its regular season games featured on the **SEC Network** as a part of the 2019 SEC Baseball television package.
- 35 of the 36 of the Vols' home games will be available for viewing on television or online stream, while each of UT's road conference games will be broadcast through ESPN/SEC Network platforms.

## HOME RUN TRACKER


Player	Opp. (Date)	Inn.	Type
Ammons (1)	App State (2/15)	B6	Solo
Russell (1)	App State (2/15)	B6	Solo
Russell (2)	App State (2/17)	B2	Solo
Gray (1)	App State (2/17)	B6	Solo
L. Lipcius (1)	Northern Ky. (2/19)	B5	2-Run
A. Lipcius (1)	Liberty (2/26)	B5	GS
A. Lipcius (2)	La. Monroe (3/1)	B3	2-Run
Soularie (1)	La. Monroe (3/1)	B8	Solo
L. Lipcius (2)	North Florida (3/2)	T2	Solo
L. Lipcius (3)	Western Ky. (3/2)	B2	3-Run
Soularie (2)	Fresno State (3/8)	B1	2-Run
Soularie (3)	Fresno State (3/9)	B3	2-Run
A. Lipcius (3)	Fresno State (3/9)	B4	GS
Soularie (4)	Fresno State (3/9)	B4	Solo
Ammons (2)	Fresno State (3/10)	B2	2-Run
A. Lipcius (4)	Fresno State (3/10)	B4	Solo
A. Lipcius (5)	UNC Asheville (3/12)	B5	Solo
Soularie (5)	UNC Asheville (3/12)	B5	Solo
Soularie (6)	UNC Asheville (3/13)	B7	2-Run
Derkay (1)	Auburn (3/16)	T2	Solo
Soularie (7)	Auburn (3/17)	T8	Solo
A. Lipcius (6)	S. Carolina (3/22)	B7	2-Run
Gray (2)	S. Carolina (3/22)	B8	Solo
Russell (3)	ETSU (3/26)	B1	3-Run

TOTAL (24)

## SEC IN THE RPI

As of 3/28/19

3. Vanderbilt	29. LSU
4. Arkansas	34. Florida
6. Auburn	43. Ole Miss
13. Tennessee	45. Alabama
15. Texas A&M	46. Missouri
17. Mississippi State	63. South Carolina
19. Georgia	68. Kentucky



### FACELIFT FOR LINDSEY NELSON

Robert M. Lindsay Field had a serious makeover this offseason as the entire surface was removed and replaced with state-of-the-art artificial turf. A product of FieldTurf, a national leader in artificial turf, the surface is a brand new product that is unique to Lindsey Nelson Stadium.

# SEC STANDINGS

## EASTERN DIVISION

SCHOOL	CONF	OVERALL	PCT	HOME	ROAD	NEUTRAL	T25	STRK
Georgia	5-1	21-4	.840	15-2	6-2	0-0	5-1	L1
Vanderbilt	4-2	20-5	.800	15-2	1-2	4-1	5-3	W5
Missouri	2-4	17-9	.654	10-1	5-5	2-3	2-4	W3
<b>Tennessee</b>	<b>2-4</b>	<b>20-6</b>	<b>.769</b>	<b>15-3</b>	<b>1-3</b>	<b>4-0</b>	<b>2-4</b>	<b>L1</b>
Florida^	1-5	17-10	.630	15-6	1-4	1-0	3-5	W1
South Carolina	1-5	16-9	.640	12-6	4-2	0-1	3-6	L2
Kentucky	0-6	15-10	.600	12-4	3-6	0-0	0-9	W1

## WESTERN DIVISION

SCHOOL	CONF	OVERALL	PCT	HOME	ROAD	NEUTRAL	T25	STRK
Arkansas^	5-1	21-4	.840	15-1	6-3	0-0	1-1	W2
Texas A&M	5-1	22-5	.815	16-4	3-1	3-0	4-1	W7
Auburn	4-2	20-5	.800	15-1	5-3	0-1	4-2	L3
LSU	4-2	17-8	.680	16-2	1-6	0-0	1-5	L3
Mississippi State^	4-2	23-3	.885	18-2	3-1	2-0	8-3	W3
Ole Miss	3-3	18-8	.692	14-3	4-5	0-0	0-3	W1
Alabama	2-4	20-6	.769	15-4	4-2	1-0	3-4	W1

^ 2018 CWS Participant

# THIS WEEKEND IN THE SEC

## (Friday-Sunday Unless Noted Otherwise)

\*Georgia at Kentucky (7pm/6:30pm/2pm)

\*LSU at Mississippi State (7pm/7pm/3pm)

Alabama at Florida (6:30pm/6:30pm/1pm)

Auburn at South Carolina (7pm/1pm/12pm)

Missouri at Texas A&M (7:30pm/3pm/2pm)

**Tennessee** at Vanderbilt (7:30pm/9pm/3pm)

Ole Miss at Arkansas (9pm/4pm/2:30pm)

All times listed in EST \*Thursday-Saturday Series



# SEC PRESEASON POLL

## TEAM POINTS

### Eastern Division

1. Vanderbilt (9)	87
2. Florida (4)	81
3. Georgia (1)	68
4. South Carolina	53
<b>5. Tennessee</b>	<b>40</b>
6. Kentucky	30
7. Missouri	26

### Western Division

1. LSU (10)	88
2. Ole Miss (1)	65
3. Arkansas (1)	59
4. Auburn (1)	57
5. Texas A&M (1)	48
6. Mississippi State	47
7. Alabama	21

First-place votes in parentheses

# UT IN THE POLLS

	USA TODAY	D1	BA	CB	NCBWA	PG
PRE	--	--	--	--	--	--
W2	--	--	--	--	--	--
W3	--	--	--	--	27	--
W4	21	25	--	24	22	--
W5	21	23	25	22	23	--
W6	22	--	--	--	27	--
W7	23	--	--	--	28	--
W8						
W9						
W10						
W11						
W12						
W13						
W14						
W15						
W16						
<b>FINAL</b>						

# NATIONAL POLLS

USA Today Coaches (3/25)		D1Baseball.com (As of 3/25)		Baseball America (3/25)		Collegiate Baseball (As of 3/25)		NCBWA (As of 3/25)		Perfect Game (As of 3/25)	
School	Record	School	Record	School	Record	School	Record	School	Record	School	Record
1. UCLA	17-4	1. UCLA	17-4	1. UCLA	17-4	1. NC State	23-1	1. UCLA	17-4	1. UCLA	17-4
2. Mississippi State	22-3	2. Mississippi State	22-3	2. Mississippi State	22-3	2. UCLA	17-4	2. Stanford	15-3	2. Mississippi State	22-3
3. Stanford	15-3	3. Stanford	15-3	3. Stanford	15-3	3. Arizona State	22-1	3. Mississippi State	22-3	3. Stanford	15-3
4. NC State	23-1	4. Georgia	21-3	4. Vanderbilt	19-5	4. Mississippi State	22-3	4. Vanderbilt	19-5	4. Oregon State	16-4-1
5. Vanderbilt	19-5	5. NC State	23-1	5. NC State	23-1	5. Vanderbilt	19-5	5. Georgia	21-3	5. Vanderbilt	19-5
6. Georgia	21-3	6. Vanderbilt	19-5	6. Georgia	21-3	6. Stanford	15-3	6. NC State	23-1	6. NC State	23-1
7. Oregon State	16-4-1	7. Oregon State	16-4-1	7. Texas	17-10	7. Oregon State	16-4-1	7. Oregon State	16-4-1	7. Georgia	21-3
8. Arkansas	20-4	8. Arkansas	20-4	8. Oregon State	16-4-1	8. Georgia	21-3	8. Arkansas	20-4	8. Arkansas	20-4
9. Arizona State	22-1	9. Arizona State	22-1	9. North Carolina	18-7	9. Arkansas	20-4	9. Arizona State	22-1	9. North Carolina	18-7
10. Louisville	18-6	10. Texas A&M	21-5	10. Arkansas	20-4	10. Coastal Carolina	18-5-1	t10. Louisville	18-6	10. Auburn	20-4
11. Texas A&M	21-5	11. Louisville	18-6	11. Texas Tech	15-6	11. Texas A&M	21-5	t10. Texas Tech	15-6	11. Texas A&M	21-5
12. Auburn	20-4	12. Coastal Carolina	18-5-1	12. Texas A&M	21-5	12. LSU	17-7	12. Texas A&M	21-5	12. Louisville	18-6
13. Texas Tech	15-6	13. Texas	17-10	13. East Carolina	18-6	13. Auburn	20-4	13. Auburn	20-4	13. East Carolina	18-6
14. Coastal Carolina	18-5-1	14. East Carolina	18-6	14. Arizona State	22-1	14. Texas Tech	15-5	14. LSU	17-7	14. Texas	17-10
15. LSU	17-7	15. Auburn	20-4	15. Florida	16-10	15. Clemson	18-6	15. North Carolina	18-7	15. Texas Tech	15-6
16. Texas	17-10	16. North Carolina	18-7	16. Louisville	18-6	16. East Carolina	18-6	16. Coastal Carolina	18-5-1	16. LSU	17-7
17. North Carolina	18-7	17. LSU	17-7	17. LSU	17-7	17. UC Santa Barbara	17-3	17. Texas	17-10	17. Arizona State	22-1
18. East Carolina	18-6	18. Texas Tech	15-6	18. Auburn	20-4	18. UC Irvine	15-4	18. East Carolina	18-6	18. Coastal Carolina	18-5-1
19. Oklahoma	21-4	19. TCU	15-7	19. UC Irvine	15-4	19. Florida	16-10	19. Florida State	17-6	19. TCU	15-7
20. TCU	15-7	20. Florida State	17-6	20. Coastal Carolina	18-5-1	20. Florida State	17-6	20. UC Irvine	15-4	20. Florida	16-10
21. Florida State	17-6	21. UC Irvine	15-4	21. Florida State	17-6	21. Louisville	18-6	21. TCU	15-7	21. Ole Miss	17-8
22. Ole Miss	17-8	22. Oklahoma	21-4	22. Ole Miss	17-8	22. North Carolina	18-7	22. Florida	16-10	22. Florida State	17-6
<b>23. Tennessee</b>	<b>20-5</b>	23. Florida	16-10	23. TCU	15-7	23. Illinois	17-4	23. Oklahoma	21-4	23. UC Irvine	15-4
24. Florida	16-10	24. Ole Miss	17-8	24. Clemson	18-6	24. Oklahoma	21-4	24. Clemson	18-6	24. Connecticut	13-8
25. UC Irvine	15-4	25. Illinois	17-4	25. Oklahoma	21-4	25. Baylor	16-6	25. Ole Miss	17-8	25. Oklahoma	21-4



## GAME-BY-GAME STARTERS

OPPONENT	SP	C	1B	2B	3B	SS	LF	CF	RF	DH
Appalachian State	Stallings	Gray	L. Lipcius	Rucker	A. Lipcius	Martinez	Russell	Charleston	Ammons	Derkay
Appalachian State	Linginfelter	Pavolony	L. Lipcius	Rucker	A. Lipcius	Martinez	Russell	Charleston	Ammons	Derkay
Appalachian State	Neely	Gray	L. Lipcius	Rucker	A. Lipcius	Martinez	Russell	Charleston	Ammons	Soularie
Northern Kentucky	Hunley	Pavolony	L. Lipcius	Rucker	A. Lipcius	Knight	Russell	Charleston	Scott	Derkay
Indiana	Stallings	Gray	L. Lipcius	Rucker	A. Lipcius	Martinez	Russell	Charleston	Ammons	Derkay
Indiana	Linginfelter	Pavolony	L. Lipcius	Rucker	A. Lipcius	Martinez	Russell	Charleston	Ammons	Daniels
Indiana	Neely	Gray	L. Lipcius	Rucker	A. Lipcius	Martinez	Russell	Charleston	Ammons	Ferguson
Liberty	Hunley	Pavolony	L. Lipcius	Rucker	A. Lipcius	Martinez	Russell	Charleston	Ammons	Derkay
Middle Tennessee	Sewell	Gray	L. Lipcius	Rucker	A. Lipcius	Martinez	Russell	Charleston	Ammons	Soularie
Louisiana Monroe	Stallings	Gray	L. Lipcius	Rucker	A. Lipcius	Martinez	Russell	Charleston	Ammons	Soularie
North Florida	Linginfelter	Pavolony	L. Lipcius	Rucker	A. Lipcius	Martinez	Soularie	Charleston	Ammons	Russell
Western Kentucky	Neely	Gray	L. Lipcius	Rucker	A. Lipcius	Martinez	Soularie	Charleston	Ammons	Russell
Troy	Hunley	Pavolony	L. Lipcius	Rucker	A. Lipcius	Martinez	Soularie	Charleston	Ammons	Russell
Fresno State	Stallings	Gray	L. Lipcius	Rucker	A. Lipcius	Martinez	Soularie	Charleston	Ammons	Russell
Fresno State	Linginfelter	Pavolony	L. Lipcius	Rucker	A. Lipcius	Martinez	Soularie	Charleston	Ammons	Russell
Fresno State	Neely	Gray	L. Lipcius	Rucker	A. Lipcius	Martinez	Soularie	Charleston	Ammons	Russell
UNC Asheville	Hunley	Gray	Derkay	Charleston	A. Lipcius	Martinez	Soularie	Daniels	Ammons	Russell
UNC Asheville	Silseth	Pavolony	Ferguson	Soularie	A. Lipcius	Martinez	Russell	Charleston	Scott	Daniels
at Auburn	Stallings	Gray	Derkay	Rucker	A. Lipcius	Martinez	Soularie	Charleston	Ammons	Russell
at Auburn	Linginfelter	Pavolony	Derkay	Rucker	A. Lipcius	Martinez	Soularie	Charleston	Ammons	Daniels
at Auburn	Neely	Gray	Derkay	Ferguson	A. Lipcius	Martinez	Soularie	Charleston	Ammons	Russell
at ETSU	Silseth	Pavolony	Derkay	Ferguson	A. Lipcius	Martinez	Soularie	Charleston	Ammons	Mascia
South Carolina	Stallings	Gray	Derkay	Ferguson	A. Lipcius	Martinez	Soularie	Charleston	Ammons	Mascia
South Carolina	Linginfelter	Pavolony	Derkay	Ferguson	A. Lipcius	Martinez	Soularie	Charleston	Ammons	Mascia
South Carolina	Neely	Gray	Ferguson	Rucker	A. Lipcius	Martinez	Soularie	Charleston	Ammons	Russell
ETSU	Heflin	Pavolony	Ferguson	Rucker	A. Lipcius	Martinez	Soularie	Charleston	Scott	Russell

## THE LAST TIME...

No-Hitter: Jeffery Terrell vs. Bowling Green State 2/15/02 (W, 5-0)  
**One-Hitter: Garrett Stallings/Redmond Walsh/Chase Silseth vs. App State 2/15/19 (W, 6-0)**  
 Complete Game: Will Neely vs. #1 Florida 4/8/18 (DH Game 2: W, 6-4, 7.0 inn.)  
 Back-to-Back Complete Games: Garrett Stallings & Will Neely doubleheader vs. Alabama (3/25/18)  
 Three Straight Complete Games: Ryan Meyers, Mike Lincoln & Scott Schroeffer 1996 Atlantic Regional vs. Charleston Southern, Georgia Southern & W. Virginia  
 Shutout (Individual): Will Neely vs. Alabama 3/15/18 (DH Game 2: W, 3-0, 7.0 inn.)  
**Shutout (Team): Middle Tennessee 2/27/19 (W, 2-0)**  
**Back-to-Back shutouts: App State and Northern Kentucky 2/17/19 & 2/19/19 (Wins of 2-0 and 3-0)**  
**Three Straight shutouts: Appalachian State 2/16 & 2/17/19 and Northern Kentucky 2/19/19 (Wins of 2-0, 3-0 & 18-0)**  
**Four Straight shutouts: Appalachian State (x3) and Northern Kentucky 2/15/19 - 2/19/19 (Wins of 6-0, 2-0, 3-0 & 18-0)**  
**10+ Strikeouts (Individual): Garrett Stallings (10 Ks) vs. ULM 3/1/19**  
 10+ Innings Pitched: Jamie Bennett (10.0) vs. Auburn 4/14/00  
 1-0 Win: at Alabama (DH-2) 4/16/11  
 1-0 Loss: at Vanderbilt 4/28/17  
 Hit for the Cycle: Jordan Rodgers vs. Kentucky 4/1/16  
 Walk-Off Win: Evan Russell vs. Alabama 3/25/18 (Walk in 9th inning)  
 Inside the Park Home Run: Benito Santiago vs. Vanderbilt 4/23/16  
 Inside the Park Grand Slam: Joe Randa vs. Louisville 4/23/91  
 Pinch-Hit Home Run: Brodie Leftridge at Georgia 4/27/18  
 Pinch-Hit Grand Slam: Charley Thurber vs. Xavier 2/21/10  
 Leadoff Home Run: Brodie Leftridge vs. Texas A&M 4/22/18  
**Two-Home Run Game: Alerick Soularie vs. Fresno State 3/9/19**  
 Three-Home Run Game: Cody Hawn vs. Ohio 3/6/09  
**Two-Run Home Run: Andre Lipcius vs. South Carolina 3/22/19**  
**Three-Home Run Game: Evan Russell vs. ETSU 3/26/19**  
**Grand Slam: Andre Lipcius vs. Fresno State 3/9/19**  
 Grand Slam in Back-to-Back Games: Andre Lipcius & Zach Daniels vs. Maryland (2/18/18 DH-2) and vs. Lipscomb (2/20/18)  
**Back-to-Back HR: Andre Lipcius (solo) and Alerick Soularie (solo) vs. UNC Asheville 3/12/19**  
 Back-to-Back-to-Back HR: Ken Folkers, Ed Lewis & Ray Espinosa vs. ETSU 4/3/96

HR in Three-Straight Games: Ethan Bennett, March 12-15/11  
 HR in Four-Straight Games: Cody Hawn, May 9-14/10  
 Three-Double Game: Nico Mascia at WCU 3/27/18  
 Four-Double Game: Drew Steckenrider vs. Vanderbilt 5/4/12  
 Two-Triple Game: Hunter Rigsby vs. ETSU 4/17/02  
**Four-Hit Game: Ricky Martinez vs. Troy 3/5/19**  
 Five-Hit Game: Jeff Moberg vs. Central Michigan 2/28/16  
 Six-Hit Game: Kris Bennett vs. Georgia 6/11/01  
 Four-Run Game: **Jay Charleston vs. South Carolina 3/22/19**  
 Five-Run Game: Nico Mascia at WCU 3/27/18  
**Four-RBI Game: Andre Lipcius vs. South Carolina 3/22/19**  
**Five-RBI Game: Luc Lipcius vs. Northern Kentucky 2/19/19**  
 Six-RBI Game: Andre Lipcius vs. Maryland (DH-2) 2/18/18  
 Seven-RBI Game: Tyler Horne vs. South Carolina 5/9/09  
 Eight-RBI Game: Jordan Rodgers vs. Kentucky 4/1/16  
 Four Steals: Jordan Czarniecki vs. Tennessee Tech 3/26/03  
 Straight Steal of Home: Will Maddox vs. MTSU, 4/30/13  
 UT Turned a Triple Play: Eastern Kentucky 2/22/97 (SS-1B)  
 UT Hit into a Triple Play: vs. Florida 4/6/08 (Jeff Lockwood lined into 2B-SS-1B)  
 No-Hitter vs. UT: LHP Brian Dodd of Arizona State 3/19/88  
 Opposing Player Hit Three HR: Cole Lankford of Texas A&M 5/18/13  
 Extra Innings Win: at Georgia (6-5 in 10 inn.) 4/29/18  
 Extra Innings Loss: Middle Tennessee (5-7 in 12 inn.) 3/4/18  
**Home Series Won: South Carolina, 3/22/19 - 3/24/19**  
 Home Series Lost: Vanderbilt, 5/11/18 - 5/13/18  
**Home Series Sweep: Indiana, 2/22/19 - 2/24/19**  
 Home Series Sweep: Missouri, 5/18/17 - 5/20/17  
 Away Series Won: at Cincinnati, 3/9/18 - 3/11/18  
**Away Series Lost: at Auburn 3/15/19 - 3/17/19**  
 Away Series Sweep: at Cincinnati, 3/9/18 - 3/11/18  
**Away Series Sweep: at Auburn 3/15/19 - 3/17/19**  
**Away Tournament Won: Diamond Cox Invitational (3-0), 2019**  
 UT Player Ejection: Brodie Leftridge (9th) vs. ECU, 3/6/16  
 UT Head Coach Ejection: Tony Vitello (6th) vs. Kentucky 5/5/18  
 UT Assistant Coach Ejection: Frank Anderson (6th) vs. Kentucky 5/5/18

**Bold -- Occurred in 2019**

PROBABLE STARTERS

# TENNESSEE

BASEBALL



## PROBABLE STARTERS INFORMATION

Pos.	No.	Name	Cl.	GP/GS	AVG	R	H	HR	RBI	Notable
C	19	Landon Gray	Jr.	18/13	.196	2	9	2	4	Hit a triple and a home run in win vs. S. Carolina (3/22)
1B	42	Max Ferguson	Fr.	18/8	.250	4	9	0	5	Has a hit in five of the last six games
2B	7	Jake Rucker	Fr.	26/20	.273	11	18	0	11	Drove in game-winning run vs. S. Carolina (3/24)
3B	13	Andre Lipcius	Jr.	26/26	.278	17	27	6	27	Leads team with eight multi-RBI games
SS	12	Ricky Martinez	Jr.	26/25	.370	20	34	0	14	Leads team with 12 multi-hit games
LF	1	Alerick Soularie	So.	25/19	.377	21	26	7	21	Has reached base in 18 straight games
CF	4	Jay Charleston	Jr.	26/26	.237	20	23	0	12	Leads SEC & ranks sixth nationally with 21 steals
RF	9	Justin Ammons	Jr.	26/23	.329	24	28	2	10	Reached base in 33 of last 35 games played
DH	6	Evan Russell	So.	24/22	.250	14	18	3	16	Went 2-for-3 and hit three-run homer vs. ETSU on Tuesday

## Other Possible Starters/Key Reserves

OF/DH	5	Zach Daniels	So.	13/4	.208	3	5	0	4	Tied for second on the team with five HRs last season
1B	10	Pete Derkay	Jr.	19/12	.171	4	6	1	2	Hit first home run of the year at Auburn (3/16)
INF	14	Austin Knight	Fr.	8/1	.143	4	1	0	1	Had first-career hit in win over Fresno State (3/9)
1B	40	Luc Lipcius	Jr.	16/16	.347	15	17	3	14	Out with a broken right foot
DH	35	Nico Mascia	R-Jr.	11/3	.111	4	1	0	1	Led team in on-base percentage & slugging pct in 2018
C	17	Connor Pavolony	Fr.	16/13	.225	11	9	0	4	Had game-tying RBI in 8th inning vs. S. Carolina (3/24)
OF	8	Christian Scott	Fr.	4/3	.375	0	3	0	1	Had three hits & an RBI in collegiate debut vs. NKU (2/19)

## THE VITELLO FILE



### COACHING STOPS

- **2018-Present:**  
Tennessee, Head Coach
- **2014-17:**  
Arkansas, Assistant Coach/Recruiting Coord.
- **2011-13:**  
TCU, Assistant Coach/Recruiting Coord.
- **2004-10:**  
Missouri, Assistant Coach/Recruiting Coord.
- **2003:**  
Missouri, Volunteer Assistant Coach
- **2002:**  
Salinas Packers, Associate Head Coach

### BY THE NUMBERS

**60+**

Vitello has coached over 60 players that have been selected in the MLB Draft during his 15-year collegiate coaching career.

**29**

Vitello guided Tennessee to 29 wins in his first season as head coach in 2018, which is tied for the most by a first-year head coach in program history.

**12**

Vitello's teams have been consistent postseason contenders, advancing to 12 NCAA Regionals and three NCAA Super Regionals as well as a trip to the CWS with Arkansas in 2015.

**8**

During his 15-year collegiate coaching career, Vitello has assembled eight top-15 signing classes, including the top-rated class in the nation in 2014.

## TENNESSEE HEAD BASEBALL COACH: TONY VITELLO

Tony Vitello accepted the position of head coach for the Tennessee Volunteers baseball program on June 7, 2017.

A native of St. Louis, Missouri, Vitello arrived on Rocky Top following four seasons as assistant coach/recruiting coordinator at Arkansas. His rise to the head coaching ranks also includes stops at Missouri (his alma mater) and TCU. He has earned a reputation as one of the elite recruiters on the college baseball landscape, having assembled eight top-15 signing classes—including America's top-rated crop of talent in 2014.

In November 2016, D1Baseball.com ranked Vitello No. 2, and tops in the SEC, on its list of the top 30 recruiting coordinators in America.

In his first season at Tennessee, Vitello led the Vols to a 29-27 overall record and engineered an impressive turnaround from 2017 in SEC play. After winning just seven conference games in 2017, Vitello helped lead UT to 12 wins and three series victories in conference play, including a sweep of Alabama and series victories over ranked foes Texas A&M and Kentucky. Tennessee posted a 9-6 record at home in league play, which was the program's best since 2005.

UT's offensive numbers also saw a significant rise in Vitello's first season on Rocky Top as the Vols increased their season totals in runs, hits, home runs, extra-base hits, RBI, slugging percentage, walks and on-base percentage in 2018 despite losing their top two hitters from 2017.

During a full-time, Division I coaching career spanning just 15 years, Vitello has signed and developed six first-round MLB Draft picks and a handful of players who advanced to the big leagues. That list includes Andrew Benintendi, Brandon Finnegan, Kyle Gibson, All-Star Aaron Crow, Gold Glove Award winner and four-time All-Star Ian Kinsler and five-time All-Star and three-time Cy Young Award winner Max Scherzer.

Vitello already boasts the incredibly rare distinction of having mentored both a National Hitter of the Year (Benintendi) and National Pitcher of the Year (Crow). Benintendi won the 2015 Golden Spikes Award as America's top amateur baseball player after batting .376 with 20 home runs, 57 RBIs and 24 stolen bases. Crow—who Vitello coached during his tenure on staff at his alma mater, Missouri—claimed the 2008 Roger Clemens Award following a campaign in which he won 13 games, posted four shutouts, totaled 127 strikeouts and at one point threw 43 consecutive scoreless innings.

Crow became the highest MLB Draft pick in Mizzou history when the Washington Nationals selected him ninth overall that summer.

Benintendi—drafted seventh overall by the Boston Red Sox in 2015 and the recipient of a \$3.6 million signing bonus—is a prime example of Vitello's abilities in player development. From his freshman to sophomore season, Benintendi improved his batting average by 100 points and hit

19 more home runs. En route to National Player of the Year honors in 2015, he became just the third player in SEC history to lead the league in home runs and batting average. Just 421 days after being drafted, Benintendi was promoted to the Majors.

Arkansas stood among the most competitive programs in the nation during Vitello's four seasons in Fayetteville, averaging nearly 38 wins per year, winning 40 or more games three times, appearing in three NCAA Tournaments and advancing to the 2015 College World Series. That 2015 squad set a school record with a stellar .975 team fielding percentage. In 2017, Arkansas belted an SEC-best 83 home runs en route to 45 wins.

Vitello coached 22 Razorbacks who were selected in four MLB Drafts.

Vitello's tenure with the Razorbacks was preceded by three seasons as an assistant coach and recruiting coordinator at TCU (which was a member of the Mountain West in his first season [2011] before joining the Big 12). Prior to that, he was an assistant coach and recruiting coordinator at Missouri (then a member of the Big 12) for eight years.

In his three years at TCU, Vitello lured some of the top players in the country to Fort Worth and helped the Horned Frogs to a pair of NCAA Tournament appearances, including a Super Regional berth in 2012. The Horned Frogs started seven freshmen, recruited by Vitello, in the Super Regional at UCLA. His final recruiting class at TCU was ranked 17th in the country, and three student-athletes he signed also played for Team USA.

During Vitello's eight years at Mizzou, the Tigers made the postseason seven times. He served as the pitching coach, while also working with the team's hitters and serving as the first base coach. Vitello's 2008 Missouri recruiting class was ranked No. 11 nationally by Baseball America, and he had top-25 recruiting classes in three of his final four years in Columbia.

During his time as a Tiger assistant coach, Vitello recruited and developed 19 players who were drafted by major league teams, including major leaguers Kinsler, Scherzer, Crow, Gibson, Nick Tepesch, Doug Mathis and Justin James.

A three-year letterwinner at Missouri (2000-02), Vitello earned Academic All-Big 12 Conference honors as a senior and was named to the Big 12 Commissioner's Honor Roll twice. Following his playing career and the completion of his management degree at MU, Vitello joined the Missouri coaching staff as a volunteer assistant in 2003 and completed his course work for his master's degree in Business. In 2004, he was elevated to full-time assistant coach.

Vitello served as the associate head coach for the Salinas Packers of the California Collegiate League in 2002. The Packers finished 50-14 and earned their first trip to the NBC World Series in Wichita, Kansas.

## COACHES & STAFF




**#22 TONY VITELLO**  
Head Coach  
2nd Year at Tennessee



**#3 FRANK ANDERSON**  
Assistant Coach/Pitching  
2nd Year at Tennessee



**#24 JOSH ELANDER**  
Asst. Coach/Recruiting Coord.  
2nd Year at Tennessee



**#23 ROSS KIVETT**  
Asst. Coach/Camp Coord.  
2nd Year at Tennessee



**CHAD ZURCHER**  
Director of Operations  
4th Year at Tennessee



PROBABLE FRIDAY STARTER



27

**GARRETT STALLINGS**

**Jr. | RHP | Chesapeake, Va. | Grassfield HS**

**CAREER STATS**

Season	W-L	GP-GS	CG	SHO	IP	H	R	ER	HR	BB	K	SV	WHIP	BAA	ERA
2017	3-4	20-8	0	0	70.0	75	32	27	7	13	39	0	1.26	.275	3.47
2018	5-5	16-11	2	0	78.2	100	53	40	7	8	37	2	1.37	.313	4.58
2019	5-1	6-6	0	0	40.1	40	12	8	3	4	48	0	1.09	.250	1.79
<b>TOTALS</b>	<b>13-10</b>	<b>42-25</b>	<b>2</b>	<b>0</b>	<b>189.0</b>	<b>215</b>	<b>97</b>	<b>75</b>	<b>17</b>	<b>25</b>	<b>124</b>	<b>2</b>	<b>1.27</b>	<b>.286</b>	<b>3.57</b>

**SEASON HIGHS**

**Innings (Starter)** ..... 7.2 (2x), last at Auburn (3/15)  
**Innings (Reliever)** ..... N/A  
**Runs Allowed** ..... 4 vs. South Carolina (3/22)  
**ER Allowed** ..... 3 (2x), last vs. South Carolina (3/22)  
**Strikeouts** ..... 10 vs. Louisiana Monroe (3/1)  
**Walks** ..... 1 (4x), last vs. South Carolina (3/22)  
**Hits Allowed** ..... 11 vs. Fresno State (3/8)  
**Wild Pitches** ..... 1 (3x), last vs. South Carolina (3/22)

**CAREER HIGHS**

**Innings (Starter)** ..... 9.0 vs. Memphis (3/3/18)  
**Innings (Reliever)** ..... 5.0 vs. Cincinnati (3/11/17)  
**Runs Allowed** ..... 9 at LSU (4/14/18)  
**ER Allowed** ..... 8 at Georgia (4/28/18)  
**Strikeouts** ..... 10 vs. Louisiana Monroe (3/1/19)  
**Walks** ..... 3 at Vanderbilt (4/29/17)  
**Hits Allowed** ..... 12 at LSU (4/14/18)  
**Wild Pitches** ..... 1 (7x), last vs. South Carolina (3/22)

#27 Garrett Stallings - 6 appearances (All games)

Date	Opponent	GS	IP	H	R	ER	BB	SO	2B	3B	HR	WP	BK	HBP	IBB	Score	W-L	Sv	ERA	NP
Feb 15	APPALACHIAN STATE	*	7.0	1	0	0	0	8	0	0	0	1	0	0	0	6-0	1-0	0	0.00	88
Feb 22	INDIANA	*	7.0	5	1	1	0	9	0	1	1	0	0	1	0	5-1	2-0	0	0.64	98
Mar 01	vs Louisiana Monroe	*	7.2	8	2	1	1	10	0	1	0	0	0	0	0	7-2	3-0	0	0.83	101
Mar 08	FRESNO STATE	*	6.0	11	3	3	1	8	0	0	0	1	0	0	0	8-3	4-0	0	1.63	97
Mar 15	at Auburn	*	7.2	7	2	0	1	7	2	0	0	0	0	0	0	0-2	4-1	0	1.27	97
Mar 22	SOUTH CAROLINA	*	5.0	8	4	3	1	6	2	0	2	1	0	0	0	15-5	5-1	0	1.79	91
Totals		6	40.1	40	12	8	4	48	4	2	3	3	0	1	0	41-13	5-1	0	1.79	-

PROBABLE SATURDAY STARTER



# 25 ZACH LINGINFELTER

Jr. | RHP | Sevierville, Tenn. | Sevier County HS

## CAREER STATS

Season	W-L	GP-GS	CG	SHO	IP	H	R	ER	HR	BB	K	SV	WHIP	BAA	ERA
2017	3-4	22-6	0	0	56.1	48	29	23	3	25	61	3	1.30	.239	3.67
2018	3-4	18-4	0	0	55.0	45	28	24	5	38	71	2	1.51	.231	3.93
2019	4-2	6-6	0	0	35.1	17	10	9	1	12	39	0	0.82	.143	2.29
<b>TOTALS</b>	<b>10-10</b>	<b>46-16</b>	<b>0</b>	<b>0</b>	<b>146.2</b>	<b>110</b>	<b>67</b>	<b>56</b>	<b>9</b>	<b>75</b>	<b>171</b>	<b>5</b>	<b>1.26</b>	<b>.214</b>	<b>3.44</b>

## SEASON HIGHS

**Innings (Starter)** ..... 7.0 vs. North Florida (3/2)  
**Innings (Reliever)** ..... N/A  
**Runs Allowed** ..... 5 at Auburn (3/16)  
**ER Allowed** ..... 4 at Auburn (3/16)  
**Strikeouts** ..... 13 vs. Indiana (2/23)  
**Walks** ..... 5 at Auburn (3/16)  
**Hits Allowed** ..... 4 (2x), last vs. South Carolina (3/23)  
**Wild Pitches** ..... 3 vs. Indiana (2/23)

## CAREER HIGHS

**Innings (Starter)** ..... 7.0 (2x), last vs. UNF (3/2/19)  
**Innings (Reliever)** ..... 7.0 at Texas A&M (4/23/17)  
**Runs Allowed** ..... 5 (3x), last at Auburn (3/16/19)  
**ER Allowed** ..... 5 at Mississippi State (3/25/17)  
**Strikeouts** ..... 14 at Missouri (5/17/18)  
**Walks** ..... 6 (2x), last vs. Florida (G1) (4/8/18)  
**Hits Allowed** ..... 7 vs. Vanderbilt (5/11/18)  
**Wild Pitches** ..... 3 vs. Indiana (2/23/19)

#25 Zach Linginfelter - 6 appearances (All games)

Date	Opponent	GS	IP	H	R	ER	BB	SO	2B	3B	HR	WP	BK	HBP	IBB	Score	W-L	Sv	ERA	NP
Feb 16	APPALACHIAN STATE	*	5.0	2	0	0	3	5	0	0	0	0	0	2	0	2-0	1-0	0	0.00	72
Feb 23	INDIANA	*	6.0	2	0	0	2	13	0	1	0	3	0	0	0	11-0	2-0	0	0.00	94
Mar 02	vs North Florida	*	7.0	4	2	2	1	8	0	0	1	0	0	2	0	10-2	3-0	0	1.00	98
Mar 09	FRESNO STATE	*	6.0	3	0	0	1	4	1	0	0	1	0	1	0	13-9	4-0	0	0.75	77
Mar 16	at Auburn	*	4.2	2	5	4	5	4	0	0	0	1	0	0	0	2-5	4-1	0	1.88	78
Mar 23	SOUTH CAROLINA	*	6.2	4	3	3	0	5	1	0	0	0	0	1	0	2-3	4-2	0	2.29	80
<b>Totals</b>		<b>6</b>	<b>35.1</b>	<b>17</b>	<b>10</b>	<b>9</b>	<b>12</b>	<b>39</b>	<b>2</b>	<b>1</b>	<b>1</b>	<b>5</b>	<b>0</b>	<b>6</b>	<b>0</b>	<b>40-19</b>	<b>4-2</b>	<b>0</b>	<b>2.29</b>	<b>-</b>

PROBABLE SUNDAY STARTER



# 15 WILL NEELY

Sr. | RHP | Knoxville, Tenn. | Hardin Valley Academy

## CAREER STATS

Season	W-L	GP-GS	CG	SHO	IP	H	R	ER	HR	BB	K	SV	WHIP	BAA	ERA
2016	1-3	20-6	0	0	52.1	52	29	23	8	18	29	0	1.34	.259	3.96
2017	3-1	19-8	0	0	57.2	45	25	22	3	13	41	0	1.01	.213	3.43
2018	4-2	14-14	3	1	83.2	86	45	38	11	21	52	0	1.28	.260	4.09
2019	2-1	6-6	0	0	28.2	29	16	16	5	6	23	0	1.22	.259	5.02
<b>TOTALS</b>	<b>10-7</b>	<b>59-34</b>	<b>3</b>	<b>1</b>	<b>222.1</b>	<b>212</b>	<b>115</b>	<b>99</b>	<b>27</b>	<b>58</b>	<b>145</b>	<b>0</b>	<b>1.21</b>	<b>.248</b>	<b>4.01</b>

## SEASON HIGHS

Innings (Starter)..... 7.0 vs. App State (2/17)  
 Innings (Reliever)..... N/A  
 Runs Allowed ..... 8 vs. Fresno State (3/10)  
 ER Allowed..... 8 vs. Fresno State (3/10)  
 Strikeouts ..... 6 vs. Western Kentucky (3/2)  
 Walks ..... 3 vs. South Carolina (3/24)  
 Hits Allowed ..... 9 vs. Fresno State (3/10)  
 Wild Pitches..... N/A

## CAREER HIGHS

Innings (Starter).....9.0 at Cincinnati (3/11/18)  
 Innings (Reliever)..... 5.0 vs. ETSU (5/2/17)  
 Runs Allowed .....8 vs. Fresno State (3/10/19)  
 ER Allowed.....8 vs. Fresno State (3/10/19)  
 Strikeouts ..... 6 (3x), last vs. Western Kentucky (3/2/19)  
 Walks ..... 4 vs. Kentucky (5/6/18)  
 Hits Allowed .....10 vs. Florida (G2) (4/8/18)  
 Wild Pitches..... 2 (2x), last vs. Vanderbilt (4/24/16)

#15 Will Neely - 6 appearances (All games)

Date	Opponent	GS	IP	H	R	ER	BB	SO	2B	3B	HR	WP	BK	HBP	IBB	Score	W-L	Sv	ERA	NP
Feb 17	APPALACHIAN STATE	*	7.0	6	0	0	0	4	2	0	0	0	0	0	0	3-0	1-0	0	0.00	77
Feb 24	INDIANA	*	2.2	3	2	2	1	3	0	0	2	0	0	1	0	5-3	1-0	0	1.86	48
Mar 02	vs Western Kentucky	*	6.0	5	3	3	1	6	0	0	2	0	0	0	0	6-3	2-0	0	2.87	81
Mar 10	FRESNO STATE	*	3.1	9	8	8	1	3	2	0	1	0	0	0	0	7-10	2-1	0	6.16	59
Mar 17	at Auburn	*	4.1	2	2	2	0	3	1	0	0	0	0	2	0	3-5	2-1	0	5.79	62
Mar 24	SOUTH CAROLINA	*	5.1	4	1	1	3	4	2	0	0	0	0	2	0	6-3	2-1	0	5.02	88
Totals		6	28.2	29	16	16	6	23	7	0	5	0	0	5	0	30-24	2-1	0	5.02	-





# **2019 Tennessee Baseball** **Overall Statistics for Tennessee (as of Mar 27, 2019)** **(All games Sorted by Batting avg)**



Record: 20-6 Home: 15-3 Away: 1-3 Neutral: 4-0 SEC: 2-4

Player	avg	gp-gs	ab	r	h	2b	3b	hr	rbi	tb	slg%	bb	hp	so	gdp	ob%	sf	sh	sb-att	po	a	e	fld%
1 Alerick Soularie	.377	25-19	69	21	26	3	0	7	21	50	.725	16	1	10	2	.500	0	0	3-4	29	1	1	.968
12 Ricky Martinez	.370	26-25	92	20	34	10	0	0	14	44	.478	9	3	20	2	.442	0	1	4-5	39	60	6	.943
9 Justin Ammons	.329	26-23	85	24	28	6	0	2	10	40	.471	21	3	13	1	.473	1	2	8-12	23	1	0	1.000
13 Andre Lipcius	.278	26-26	97	17	27	7	0	6	27	52	.536	17	3	11	3	.398	1	0	6-7	18	45	9	.875
7 Jake Rucker	.273	26-20	66	11	18	2	0	0	11	20	.303	7	0	9	2	.338	1	3	0-1	27	36	0	1.000
6 Evan Russell	.250	24-22	72	14	18	8	0	3	16	35	.486	17	1	20	0	.391	2	0	1-1	16	0	2	.889
4 Jay Charleston	.237	26-26	97	20	23	6	0	0	12	29	.299	18	2	15	1	.364	1	2	21-22	57	3	1	.984
-----																							
8 Christian Scott	.375	4-3	8	0	3	1	0	0	1	4	.500	1	0	2	0	.444	0	0	1-1	4	0	0	1.000
40 Luc Lipcius	.347	16-16	49	15	17	4	2	3	14	34	.694	10	1	10	0	.459	1	0	1-1	113	16	1	.992
42 Max Ferguson	.250	18-8	36	4	9	1	1	0	5	12	.333	5	0	3	0	.333	1	1	2-2	48	10	0	1.000
17 Connor Pavolony	.225	16-13	40	11	9	3	1	0	4	14	.350	12	4	8	0	.439	1	0	0-0	120	10	0	1.000
5 Zach Daniels	.208	13-4	24	3	5	0	0	0	4	5	.208	2	0	12	0	.269	0	0	0-0	1	0	0	1.000
19 Landon Gray	.196	18-13	46	2	9	2	1	2	4	19	.413	5	0	9	0	.275	0	1	0-0	128	18	1	.993
10 Pete Derkay	.171	19-12	35	4	6	2	0	1	2	11	.314	7	2	8	0	.341	0	1	1-1	42	3	0	1.000
14 Austin Knight	.143	8-1	7	4	1	0	0	0	1	1	.143	2	0	1	0	.300	1	0	1-1	0	1	0	1.000
35 Nico Mascia	.111	11-3	9	4	1	1	0	0	1	2	.222	5	1	6	0	.467	0	2	0-0	0	0	0	.000
21 Trey Lipscomb	.000	4-0	5	0	0	0	0	0	1	0	.000	0	0	2	0	.000	0	0	0-0	0	2	0	1.000
Totals	.280	26	837	174	234	56	5	24	148	372	.444	154	21	159	11	.400	10	13	49-58	687	237	23	.976
Opponents	.195	26	826	72	161	25	4	15	67	239	.289	71	26	259	11	.279	3	5	30-38	645	218	37	.959

LOB - Team (217), Opp (172). DPs turned - Team (15), Opp (17). CI - Team (0), Opp (1). IBB - Team (4), SOULARIE, A. 2, AMMONS 1, MASCIA 1. Picked off - SOULARIE, A. 1, RUSSELL, E. 1.

## **(All games Sorted by Earned run avg)**

Player	era	w-l	app	gs	cg	sho	sv	ip	h	r	er	bb	so	2b	3b	hr	b/avg	wp	hp	bk	sfa	sha
27 Garrett Stallings	1.79	5-1	6	6	0	0/1	0	40.1	40	12	8	4	48	4	2	3	.250	3	1	0	0	1
25 Zach Linginfelter	2.29	4-2	6	6	0	0/2	0	35.1	17	10	9	12	39	2	1	1	.143	5	6	0	0	0
32 Sean Hunley	3.12	3-0	7	4	0	0/1	0	26.0	19	10	9	9	16	3	1	2	.216	0	2	0	3	1
15 Will Neely	5.02	2-1	6	6	0	0/1	0	28.2	29	16	16	6	23	7	0	5	.259	0	5	0	0	1
-----																						
46 Redmond Walsh	0.00	0-0	11	0	0	0/2	3	14.1	12	0	0	2	13	2	0	0	.226	0	0	0	0	0
30 Andrew Schultz	0.00	0-0	9	0	0	0/1	2	9.0	2	0	0	6	21	1	0	0	.067	0	1	0	0	0
28 Elijah Pleasants	0.00	0-0	6	0	0	0/0	0	5.1	1	1	0	1	5	0	0	0	.059	1	1	0	0	0
37 Richard Jackson	0.00	0-0	4	0	0	0/1	1	4.0	1	0	0	1	4	0	0	0	.083	0	0	0	0	0
29 Daniel Vasquez	0.00	0-0	1	0	0	0/0	0	0.2	0	0	0	0	0	0	0	0	.000	0	0	0	0	0
16 Camden Sewell	0.63	2-0	9	1	0	0/3	0	14.1	4	1	1	9	18	0	0	0	.087	1	0	0	0	0
18 Chase Wallace	1.80	0-0	6	0	0	0/3	0	5.0	3	1	1	2	6	1	0	0	.167	1	4	0	0	0
34 Garrett Crochet	2.11	2-1	8	0	0	0/1	3	21.1	13	6	5	4	34	2	0	1	.169	0	3	0	0	1
11 Will Heflin	2.89	2-0	11	1	0	0/2	0	9.1	6	3	3	7	15	1	0	0	.182	1	0	0	0	0
45 Chase Silseth	5.11	0-1	11	2	0	0/3	0	12.1	11	7	7	3	13	1	0	3	.234	2	2	0	0	1
20 Tanner Kohlhepp	15.00	0-0	5	0	0	0/1	0	3.0	3	5	5	5	4	1	0	0	.250	0	1	0	0	0
Totals	2.52	20-6	26	26	0	6/6	9	229.0	161	72	64	71	259	25	4	15	.195	14	26	0	3	5
Opponents	6.15	6-20	26	26	0	1/1	4	215.0	234	174	147	154	159	56	5	24	.280	24	21	2	10	13

PB - Team (4), PAVOLONY, C. 3, GRAY, L. 1, Opp (5). Pickoffs - Team (6), HUNLEY, S. 2, LINGINFELTER 1, HEFLIN 1, NEELY 1, PAVOLONY, C. 1, Opp (2). SBA/ATT - PAVOLONY, C. (17-21), GRAY, L. (13-17), LINGINFELTER (11-12), CROCHET, G. (7-8), HUNLEY, S. (4-6), STALLINGS (2-5), SEWELL, C. (1-2), NEELY (2-2), WALLACE, C. (1-1), WALSH (1-1), SCHULTZ, A. (1-1).



**2019 Tennessee Baseball**  
**Conference statistics for Tennessee (as of Mar 27, 2019)**  
**(SEC games only Sorted by Batting avg)**



Record: 2-4 Home: 2-1 Away: 0-3 SEC: 2-4

Player	avg	gp-gs	ab	r	h	2b	3b	hr	rbi	tb	slg%	bb	hp	so	gdp	ob%	sf	sh	sb-att	po	a	e	fld%
1 Alerick Soularie	.429	6-6	21	6	9	2	0	1	5	14	.667	5	1	3	0	.556	0	0	2-2	10	0	1	.909
7 Jake Rucker	.357	6-3	14	3	5	0	0	0	4	5	.357	1	0	2	1	.400	0	0	0-0	7	8	0	1.000
13 Andre Lipcius	.333	6-6	21	3	7	0	0	1	4	10	.476	5	1	1	1	.481	0	0	1-1	3	15	4	.818
42 Max Ferguson	.333	6-4	15	2	5	1	1	0	2	8	.533	3	0	1	0	.421	1	0	1-1	26	7	0	1.000
12 Ricky Martinez	.320	6-6	25	3	8	3	0	0	2	11	.440	0	0	6	0	.320	0	0	1-1	9	16	3	.893
4 Jay Charleston	.286	6-6	21	6	6	1	0	0	0	7	.333	4	2	3	0	.444	0	0	7-7	10	0	0	1.000
9 Justin Ammons	.231	6-6	26	2	6	1	0	0	1	7	.269	1	0	6	0	.259	0	1	2-2	8	0	0	1.000
19 Landon Gray	.125	5-4	16	1	2	0	1	1	2	7	.438	0	0	4	0	.125	0	1	0-0	36	5	0	1.000
10 Pete Derkay	.083	6-5	12	1	1	0	0	1	2	4	.333	3	1	1	0	.313	0	0	0-0	28	2	0	1.000
6 Evan Russell	.071	5-3	14	0	1	0	0	0	1	1	.071	0	0	9	0	.071	0	0	0-0	0	0	0	.000
-----																							
5 Zach Daniels	.167	4-1	6	1	1	0	0	0	1	1	.167	0	0	4	0	.167	0	0	0-0	0	0	0	.000
17 Connor Pavolony	.143	4-2	7	0	1	0	0	0	1	1	.143	1	0	2	0	.250	0	0	0-0	13	0	0	1.000
35 Nico Mascia	.000	2-2	2	0	0	0	0	0	0	0	.000	1	0	1	0	.333	0	1	0-0	0	0	0	.000
8 Christian Scott	.000	1-0	0	0	0	0	0	0	0	0	.000	0	0	0	0	.000	0	0	0-0	0	0	0	.000
Totals	.260	6	200	28	52	8	2	4	25	76	.380	24	5	43	2	.352	1	3	14-14	153	61	8	.964
Opponents	.224	6	192	23	43	11	0	3	19	63	.328	19	6	50	5	.313	0	2	18-19	156	63	6	.973

LOB - Team (49), Opp (43). DPs turned - Team (6), Opp (4). IBB - Team (2), SOULARIE, A. 2.

**(SEC games only Sorted by Earned run avg)**

Player	era	w-l	app	gs	cg	sho	sv	ip	h	r	er	bb	so	2b	3b	hr	b/avg	wp	hp	bk	sfa	sha
27 Garrett Stallings	2.13	1-1	2	2	0	0/0	0	12.2	15	6	3	2	13	4	0	2	.273	1	0	0	0	0
15 Will Neely	2.79	0-0	2	2	0	0/0	0	9.2	6	3	3	3	7	3	0	0	.182	0	4	0	0	1
34 Garrett Crochet	4.50	1-1	3	0	0	0/0	0	8.0	8	5	4	3	9	1	0	0	.258	0	0	0	0	1
25 Zach Liginfelter	5.56	0-2	2	2	0	0/0	0	11.1	6	8	7	5	9	1	0	0	.158	1	1	0	0	0
-----																						
46 Redmond Walsh	0.00	0-0	2	0	0	0/0	0	4.0	5	0	0	0	4	1	0	0	.313	0	0	0	0	0
30 Andrew Schultz	0.00	0-0	2	0	0	0/0	0	2.2	1	0	0	1	7	1	0	0	.100	0	1	0	0	0
45 Chase Silseth	0.00	0-0	1	0	0	0/0	0	1.0	0	0	0	1	0	0	0	0	.000	0	0	0	0	0
11 Will Heflin	0.00	0-0	2	0	0	0/0	0	0.1	1	0	0	2	0	0	0	0	.500	0	0	0	0	0
16 Camden Sewell	0.00	0-0	2	0	0	0/0	0	0.1	0	0	0	2	1	0	0	0	.000	0	0	0	0	0
32 Sean Hunley	9.00	0-0	1	0	0	0/0	0	1.0	1	1	1	0	0	0	0	1	.250	0	0	0	0	0
Totals	3.18	2-4	6	6	0	0/0	0	51.0	43	23	18	19	50	11	0	3	.224	2	6	0	0	2
Opponents	4.15	4-2	6	6	0	1/1	2	52.0	52	28	24	24	43	8	2	4	.260	4	5	0	1	3

PB - Team (1), GRAY, L. 1, Opp (2). Pickoffs - Team (1), LINGINFELTER 1. SBA/ATT - GRAY, L. (12-13), CROCHET, G. (7-8), PAVOLONY, C. (6-6), LINGINFELTER (6-6), STALLINGS (2-2), SCHULTZ, A. (1-1), SEWELL, C. (1-1), NEELY (1-1).



2019 Tennessee Baseball  
Game Results for Tennessee (as of Mar 27, 2019)  
(All games)



Date	Opponent	Score	Inns	Overall	SEC	Pitcher of record	Attend	Time
Feb 15, 2019	APPALACHIAN STATE	w 6-0	9	1-0-0	0-0-0	STALLINGS (W 1-0)	1297	2:30
Feb 16, 2019	APPALACHIAN STATE	w 2-0	9	2-0-0	0-0-0	LINGINFELTER (W 1-0)	1523	2:38
Feb 17, 2019	APPALACHIAN STATE	w 3-0	9	3-0-0	0-0-0	NEELY (W 1-0)	1118	2:20
Feb 19, 2019	NORTHERN KENTUCKY	w 18-0	9	4-0-0	0-0-0	HUNLEY, S. (W 1-0)	945	3:09
Feb 22, 2019	INDIANA	w 5-1	9	5-0-0	0-0-0	STALLINGS (W 2-0)	1068	2:44
Feb 23, 2019	INDIANA	w 11-0	9	6-0-0	0-0-0	LINGINFELTER (W 2-0)	981	3:25
Feb 24, 2019	INDIANA	w 5-3	9	7-0-0	0-0-0	CROCHET, G. (W 1-0)	1767	2:50
Feb 26, 2019	LIBERTY	w 7-1	9	8-0-0	0-0-0	HUNLEY, S. (W 2-0)	1398	2:27
Feb 27, 2019	MIDDLE TENNESSEE	w 2-0	9	9-0-0	0-0-0	SEWELL, C. (W 1-0)	1487	2:23
Mar 01, 2019	vs Louisiana Monroe	w 7-2	9	10-0-0	0-0-0	STALLINGS (W 3-0)	557	2:38
Mar 02, 2019	vs North Florida	w 10-2	9	11-0-0	0-0-0	LINGINFELTER (W 3-0)	259	2:58
Mar 02, 2019	vs Western Kentucky	w 6-3	7	12-0-0	0-0-0	NEELY (W 2-0)	389	1:55
Mar 05, 2019	vs Troy	w 11-2	9	13-0-0	0-0-0	HUNLEY, S. (W 3-0)	1032	2:55
Mar 08, 2019	FRESNO STATE	w 8-3	9	14-0-0	0-0-0	STALLINGS (W 4-0)	933	3:08
Mar 09, 2019	FRESNO STATE	w 13-9	9	15-0-0	0-0-0	LINGINFELTER (W 4-0)	1228	3:30
Mar 10, 2019	FRESNO STATE	L 7-10	9	15-1-0	0-0-0	NEELY (L 2-1)	2323	3:37
Mar 12, 2019	UNC ASHEVILLE	w 8-4	9	16-1-0	0-0-0	SEWELL, C. (W 2-0)	1687	2:56
Mar 13, 2019	UNC ASHEVILLE	w 7-2	9	17-1-0	0-0-0	HEFLIN (W 1-0)	1214	3:04
* Mar 15, 2019	at #17 Auburn	L 0-2	9	17-2-0	0-1-0	STALLINGS (L 4-1)	3060	2:34
* Mar 16, 2019	at #17 Auburn	L 2-5	9	17-3-0	0-2-0	LINGINFELTER (L 4-1)	3513	2:59
* Mar 17, 2019	at #17 Auburn	L 3-5	9	17-4-0	0-3-0	CROCHET, G. (L 1-1)	3401	3:17
Mar 19, 2019	at ETSU	w 5-1	9	18-4-0	0-3-0	HEFLIN (W 2-0)	1715	2:50
* Mar 22, 2019	#24 SOUTH CAROLINA	w 15-5	9	19-4-0	1-3-0	STALLINGS (W 5-1)	1807	3:26
* Mar 23, 2019	#24 SOUTH CAROLINA	L 2-3	9	19-5-0	1-4-0	LINGINFELTER (L 4-2)	2662	3:10
* Mar 24, 2019	#24 SOUTH CAROLINA	w 6-3	9	20-5-0	2-4-0	CROCHET, G. (W 2-1)	1918	3:28
Mar 26, 2019	ETSU	L 5-6	9	20-6-0	2-4-0	SILSETH, C. (L 0-1)	1619	2:50

() extra inning game



2019 Tennessee Baseball  
Team Game-by-Game for Tennessee (as of Mar 27, 2019)  
Batting (All games)

Date	Opponent	ab	r	h	rbi	2b	3b	hr	tb	bb	ibb	sb	cs	hbp	sac	sf	gdp	k	po	a	e	lob	avg
Feb 15	APPALACHIAN STATE	31	6	10	6	4	0	2	20	1	0	2	0	0	0	3	0	4	27	13	1	5	.323
Feb 16	APPALACHIAN STATE	28	2	6	2	2	0	0	8	5	0	4	0	1	1	1	0	7	27	6	0	10	.271
Feb 17	APPALACHIAN STATE	28	3	6	3	0	0	2	12	3	0	1	1	2	0	0	0	6	27	13	1	6	.253
Feb 19	NORTHERN KENTUCK	31	18	8	15	2	1	1	15	20	0	4	0	1	0	0	1	5	27	5	0	10	.254
Feb 22	INDIANA	34	5	10	3	5	0	0	15	2	0	0	0	0	0	0	1	9	27	11	0	7	.263
Feb 23	INDIANA	34	11	10	6	4	0	0	14	11	0	2	0	1	1	1	0	6	27	3	0	13	.269
Feb 24	INDIANA	29	5	6	5	3	0	0	9	5	0	1	1	0	1	0	0	3	27	4	2	6	.260
Feb 26	LIBERTY	33	7	9	7	3	0	1	15	4	0	2	0	0	0	0	0	4	27	6	1	6	.262
Feb 27	MIDDLE TENNESSEE	34	2	12	2	1	0	0	13	1	0	2	1	0	0	0	1	3	27	9	1	9	.273
Mar 01	vs Louisiana Monroe	26	7	6	7	1	0	2	13	6	0	2	2	1	0	1	1	3	27	15	2	3	.269
Mar 02	vs North Florida	35	10	12	10	2	0	1	17	14	0	1	0	2	1	2	0	8	27	9	2	17	.277
Mar 02	vs Western Kentucky	25	6	8	3	3	0	1	14	3	0	1	1	1	0	0	0	4	21	5	0	5	.280
Mar 05	vs Troy	41	11	13	11	3	1	0	18	8	1	2	0	0	0	0	0	8	27	14	1	11	.284
Mar 08	FRESNO STATE	34	8	9	8	1	0	1	13	5	0	0	0	1	0	0	0	11	27	10	3	8	.282
Mar 09	FRESNO STATE	36	13	15	11	4	1	3	30	11	1	0	2	2	1	0	1	5	27	8	1	13	.292
Mar 10	FRESNO STATE	36	7	10	5	0	0	2	16	9	0	2	0	1	0	0	0	10	27	12	0	13	.291
Mar 12	UNC ASHEVILLE	28	8	10	6	2	0	2	18	7	0	2	1	2	2	0	3	3	27	8	0	7	.295
Mar 13	UNC ASHEVILLE	34	7	9	5	4	0	1	16	7	0	4	0	0	0	0	0	4	27	5	0	10	.293
*Mar 15	at Auburn	31	0	4	0	0	0	0	4	2	0	2	0	1	0	0	0	13	24	8	3	7	.285
*Mar 16	at Auburn	33	2	6	2	0	0	1	9	3	0	0	0	0	0	0	0	8	24	10	1	7	.279
*Mar 17	at Auburn	35	3	10	2	2	1	1	17	6	1	4	0	0	0	0	0	2	24	11	2	11	.280
Mar 19	at ETSU	31	5	7	3	2	0	0	9	5	0	3	0	0	2	1	0	10	27	11	0	7	.277
*Mar 22	SOUTH CAROLINA	40	15	17	14	3	1	2	28	5	1	3	0	0	0	0	1	4	27	12	1	6	.285
*Mar 23	SOUTH CAROLINA	34	2	8	2	3	0	0	11	4	0	2	0	1	1	0	0	12	27	8	0	11	.283
*Mar 24	SOUTH CAROLINA	27	6	7	5	0	0	0	7	4	0	3	0	3	2	1	1	4	27	12	1	7	.282
Mar 26	ETSU	29	5	6	5	2	0	1	11	3	0	0	0	1	1	0	1	3	27	9	0	2	.280
Totals		837	174	234	148	56	5	24	372	154	4	49	9	21	13	10	11	159	687	237	23	217	.280

2019 Tennessee Baseball  
Team Game-by-Game for Tennessee (as of Mar 27, 2019)  
Pitching (All games)

Date	Opponent	ip	h	r	er	bb	so	2b	3b	hr	wp	bk	hbp	dp	ibb	score	w-l	sv	era
Feb 15	APPALACHIAN STATE	9.0	1	0	0	1	9	0	0	0	1	0	0	1	0	6-0	1-0	0	0.00
Feb 16	APPALACHIAN STATE	9.0	2	0	0	3	14	0	0	0	0	0	2	1	0	2-0	2-0	1	0.00
Feb 17	APPALACHIAN STATE	9.0	6	0	0	1	9	2	0	0	0	0	0	1	0	3-0	3-0	2	0.00
Feb 19	NORTHERN KENTUCK	9.0	5	0	0	3	11	0	0	0	0	0	1	0	0	18-0	4-0	2	0.00
Feb 22	INDIANA	9.0	5	1	1	0	10	0	1	1	0	0	1	0	0	5-1	5-0	3	0.20
Feb 23	INDIANA	9.0	3	0	0	2	21	0	1	0	4	0	3	0	0	11-0	6-0	3	0.17
Feb 24	INDIANA	9.0	5	3	3	2	15	0	0	3	0	0	2	0	0	5-3	7-0	4	0.57
Feb 26	LIBERTY	9.0	3	1	0	4	5	0	0	0	0	0	0	1	0	7-1	8-0	4	0.50
Feb 27	MIDDLE TENNESSEE	9.0	1	0	0	2	9	0	0	0	0	0	1	1	0	2-0	9-0	5	0.44
Mar 01	vs Louisiana Monroe	9.0	10	2	1	1	11	0	1	0	0	0	0	0	0	7-2	10-0	6	0.50
Mar 02	vs North Florida	9.0	4	2	2	1	10	0	0	1	0	0	2	2	0	10-2	11-0	6	0.64
Mar 02	vs Western Kentucky	7.0	6	3	3	1	7	0	0	2	0	0	0	0	0	6-3	12-0	7	0.85
Mar 05	vs Troy	9.0	6	2	2	4	5	0	0	0	1	0	0	0	0	11-2	13-0	7	0.94
Mar 08	FRESNO STATE	9.0	12	3	3	2	12	0	0	0	3	0	0	0	0	8-3	14-0	7	1.09
Mar 09	FRESNO STATE	9.0	7	9	8	8	11	3	0	0	3	0	2	1	0	13-9	15-0	8	1.56
Mar 10	FRESNO STATE	9.0	16	10	10	4	9	2	0	2	0	0	1	0	0	7-10	15-1	8	2.09
Mar 12	UNC ASHEVILLE	9.0	4	4	4	5	11	0	0	1	0	0	2	0	0	8-4	16-1	8	2.21
Mar 13	UNC ASHEVILLE	9.0	6	2	2	2	14	3	0	1	0	0	0	0	0	7-2	17-1	8	2.19
*Mar 15	at Auburn	8.0	7	2	0	2	8	2	0	0	0	0	0	1	0	0-2	17-2	8	2.09
*Mar 16	at Auburn	8.0	6	5	4	7	6	0	0	0	1	0	0	3	0	2-5	17-3	8	2.20
*Mar 17	at Auburn	8.0	7	5	4	1	7	1	0	0	0	0	2	1	0	3-5	17-4	8	2.30
Mar 19	at ETSU	9.0	6	1	1	4	11	1	1	0	0	0	1	1	0	5-1	18-4	9	2.24
*Mar 22	SOUTH CAROLINA	9.0	11	5	4	3	10	3	0	3	1	0	0	0	0	15-5	19-4	9	2.32
*Mar 23	SOUTH CAROLINA	9.0	5	3	3	1	11	2	0	0	0	0	2	1	0	2-3	19-5	9	2.35
*Mar 24	SOUTH CAROLINA	9.0	7	3	3	5	8	3	0	0	0	0	2	0	0	6-3	20-5	9	2.37
Mar 26	ETSU	9.0	10	6	6	2	5	3	0	1	0	0	2	0	0	5-6	20-6	9	2.52
Totals		229.0	161	72	64	71	259	25	4	15	14	0	26	15	0	174-72	20-6	9	2.52



2019 Tennessee Baseball  
Games Summary for Tennessee (as of Mar 27, 2019)  
(All games)



Score by innings	1	2	3	4	5	6	7	8	9	Total
Tennessee	21	28	12	20	24	16	17	35	1	174
Opponents	9	16	3	11	8	5	7	12	1	72

Record when ...

Overall	20-6	After 6 leading	20-1
Conference	2-4	..... trailing	0-3
Non-Conference	18-2	..... tied	0-2
Home games	15-3	After 7 leading	18-0
Away games	1-3	..... trailing	1-5
Neutral site	4-0	..... tied	0-1
Day games	12-2	After 8 leading	19-0
Night games	8-4	..... trailing	0-6
vs Left starter	5-3	..... tied	0-0
vs Right starter	15-3		
1-Run games	0-2	Hit 0 home runs	8-2
2-Run games	3-2	... 1 home run	6-3
5+Run games	10-0	... 2+ home runs	6-1
Extra innings	0-0		
Shutouts	6-1	Opponent 0 home runs	13-4
		..... 1 home run	4-1
Scoring 0-2 runs	2-3	..... 2+ HRs	3-1
..... 3-5 runs	4-2		
..... 6-9 runs	8-1	Made 0 errors	8-3
..... 10+ runs	6-0	.... 1 error	8-1
		.... 2+ errors	4-2
Opponent 0-2 runs	13-1		
..... 3-5 runs	6-3	Opp. made 0 errors	4-2
..... 6-9 runs	1-1	..... 1 error	5-2
..... 10+ runs	0-1	..... 2+ errors	11-2
Scored in 1st inning	8-1	Out-hit opponent	16-2
Opp. scored in 1st	3-1	Out-hit by opponent	2-3
Scores first	15-4	Hits are tied	2-1
Opp. scores first	5-2		

Record when team scores:

Runs	0	1	2	3	4	5	6	7	8	9	10+
W-L	0-1	0-0	2-2	1-1	0-0	3-1	3-0	3-1	2-0	0-0	6-0

Record when opponent scores:

Runs	0	1	2	3	4	5	6	7	8	9	10+
W-L	6-0	3-0	4-1	4-1	1-0	1-2	0-1	0-0	0-0	1-0	0-1

Record when leading after:

Inn.	1	2	3	4	5	6	7	8
W-L	8-1	11-2	15-3	15-1	20-1	20-1	18-0	19-0

Record when trailing after:

Inn.	1	2	3	4	5	6	7	8
W-L	2-1	3-1	2-1	3-2	0-3	0-3	1-5	0-6

Record when tied after:

Inn.	1	2	3	4	5	6	7	8
W-L	10-4	6-3	3-2	2-3	0-2	0-2	0-1	0-0

Current losing streak: 1

Longest winning streak: 15

Longest losing streak: 3

Home attendance : 26975 ( 18 dates avg = 1498 )

Away attendance : 13926 ( 8 dates avg = 1740 )

Total attendance: 40901 ( 26 dates avg = 1573 )



2019 Tennessee Baseball  
Season Game Highs for Tennessee (as of Mar 27, 2019)  
(All games)



TEAM GAME HIGHS

Batting

At bats:	41	-	vs Troy (Mar 05, 2019 at Hoover, Ala.)
Runs scored:	18	-	vs Northern Kentucky (Feb 19, 2019)
Hits:	17	-	vs South Carolina (Mar 22, 2019)
RBI's:	15	-	vs Northern Kentucky (Feb 19, 2019)
Doubles:	5	-	vs Indiana (Feb 22, 2019)
Triples:	1	-	(5 times )
Home runs:	3	-	vs Fresno State (Mar 09, 2019)
Total bases:	30	-	vs Fresno State (Mar 09, 2019)
Walks:	20	-	vs Northern Kentucky (Feb 19, 2019)
Strikeouts:	13	-	at Auburn (Mar 15, 2019)
Sac hits:	2	-	vs UNC Asheville (Mar 12, 2019)
	2	-	at ETSU (Mar 19, 2019)
	2	-	vs South Carolina (Mar 24, 2019)
Sac flies:	3	-	vs Appalachian State (Feb 15, 2019)
Stolen bases:	4	-	(4 times )
Hit by pitch:	3	-	vs South Carolina (Mar 24, 2019)
Caught stealing:	2	-	vs Louisiana Monroe (Mar 01, 2019 at Pensacola, Fla.)
	2	-	vs Fresno State (Mar 09, 2019)
Runners LOB:	17	-	vs North Florida (Mar 02, 2019 at Pensacola, Fla.)
Hit into DP:	3	-	vs UNC Asheville (Mar 12, 2019)

Fielding

Putouts:	27	-	(22 times )
Assists:	15	-	vs Louisiana Monroe (Mar 01, 2019 at Pensacola, Fla.)
Errors:	3	-	vs Fresno State (Mar 08, 2019)
	3	-	at Auburn (Mar 15, 2019)
Passed balls:	1	-	(4 times )
DPs turned:	3	-	at Auburn (Mar 16, 2019)

Pitching

Innings pitched:	9.0	-	(22 times )
Runs allowed:	10	-	vs Fresno State (Mar 10, 2019)
Earned runs:	10	-	vs Fresno State (Mar 10, 2019)
Walks allowed:	8	-	vs Fresno State (Mar 09, 2019)
Strikeouts:	21	-	vs Indiana (Feb 23, 2019)
Hits allowed:	16	-	vs Fresno State (Mar 10, 2019)
Doubles allowed:	3	-	(5 times )
Triples allowed:	1	-	(4 times )
Homers allowed:	3	-	vs Indiana (Feb 24, 2019)
	3	-	vs South Carolina (Mar 22, 2019)
Wild pitches:	4	-	vs Indiana (Feb 23, 2019)
Hit batters:	3	-	vs Indiana (Feb 23, 2019)





2019 Tennessee Baseball  
Season Game Highs for Tennessee (as of Mar 27, 2019)  
(All games)



INDIVIDUAL GAME HIGHS

Batting

At bats:	6	-	Jay Charleston vs Indiana (Feb 23, 2019)
Runs scored:	4	-	Jay Charleston vs South Carolina (Mar 22, 2019)
Hits:	4	-	Ricky Martinez vs Troy (Mar 05, 2019 at Hoover, Ala.)
RBI's:	5	-	Luc Lipcius vs Northern Kentucky (Feb 19, 2019)
Doubles:	2	-	(6 times )
Triples:	1	-	(5 times )
Home runs:	2	-	Alerick Soularie vs Fresno State (Mar 09, 2019)
Total bases:	9	-	Alerick Soularie vs Fresno State (Mar 09, 2019)
Walks:	4	-	Evan Russell vs Northern Kentucky (Feb 19, 2019)
	4	-	Justin Ammons vs Indiana (Feb 23, 2019)
	4	-	Evan Russell vs North Florida (Mar 02, 2019 at Pensacola, Fla.)
Strikeouts:	3	-	(4 times )
Sac hits:	1	-	(13 times )
Sac flies:	1	-	(10 times )
Stolen bases:	3	-	Jay Charleston vs Appalachian State (Feb 16, 2019)
Hit by pitch:	1	-	(21 times )
Caught stealing:	1	-	(9 times )
Runners LOB:	7	-	Andre Lipcius vs Indiana (Feb 23, 2019)

Fielding

Putouts:	17	-	Connor Pavolony vs Indiana (Feb 23, 2019)
Assists:	5	-	Ricky Martinez vs Appalachian State (Feb 15, 2019)
	5	-	Jake Rucker vs ETSU (Mar 26, 2019)
Errors:	2	-	(4 times )
Passed balls:	1	-	(4 times )

Pitching

Innings pitched:	7.2	-	Garrett Stallings vs Louisiana Monroe (Mar 01, 2019 at Pensacola, Fla.)
	7.2	-	Garrett Stallings at Auburn (Mar 15, 2019)
Runs allowed:	8	-	Will Neely vs Fresno State (Mar 10, 2019)
Earned runs:	8	-	Will Neely vs Fresno State (Mar 10, 2019)
Walks allowed:	5	-	Zach Linginfelter at Auburn (Mar 16, 2019)
Strikeouts:	13	-	Zach Linginfelter vs Indiana (Feb 23, 2019)
Hits allowed:	11	-	Garrett Stallings vs Fresno State (Mar 08, 2019)
Doubles allowed:	3	-	Sean Hunley vs ETSU (Mar 26, 2019)
Triples allowed:	1	-	(4 times )
Homers allowed:	2	-	Will Neely vs Indiana (Feb 24, 2019)
	2	-	Will Neely vs Western Kentucky (Mar 02, 2019 at Pensacola, Fla.)
	2	-	Garrett Stallings vs South Carolina (Mar 22, 2019)
Wild pitches:	3	-	Zach Linginfelter vs Indiana (Feb 23, 2019)
Hit batters:	2	-	(5 times )



2019 Tennessee Baseball  
Batting Leaders for Tennessee (as of Mar 27, 2019)  
(All games)



Hitting minimums - 1 Games 1 AB 2.0 AB/Game 1 TPA  
Pitching minimums - 1 Games 5 IP 1 BF 1.0 IP/Game

<b>Batting avg</b>		<b>Slugging pct</b>		<b>On base pct</b>	
1. 1 Alerick Soularie	.377	1. 1 Alerick Soularie	.725	1. 1 Alerick Soularie	.500
2. 12 Ricky Martinez	.370	2. 13 Andre Lipcius	.536	2. 9 Justin Ammons	.473
3. 9 Justin Ammons	.329	3. 6 Evan Russell	.486	3. 12 Ricky Martinez	.442
4. 13 Andre Lipcius	.278	4. 12 Ricky Martinez	.478	4. 13 Andre Lipcius	.398
5. 7 Jake Rucker	.273	5. 9 Justin Ammons	.471	5. 6 Evan Russell	.391
<b>Runs scored</b>		<b>Hits</b>		<b>Runs batted in</b>	
1. 9 Justin Ammons	24	1. 12 Ricky Martinez	34	1. 13 Andre Lipcius	27
2. 1 Alerick Soularie	21	2. 9 Justin Ammons	28	2. 1 Alerick Soularie	21
3. 12 Ricky Martinez	20	3. 13 Andre Lipcius	27	3. 6 Evan Russell	16
4. Jay Charleston	20	4. 1 Alerick Soularie	26	4. 40 Luc Lipcius	14
5. 13 Andre Lipcius	17	5. 4 Jay Charleston	23	12 Ricky Martinez	14
<b>Doubles</b>		<b>Triples</b>		<b>Home runs</b>	
1. 12 Ricky Martinez	10	1. 40 Luc Lipcius	2	1. 1 Alerick Soularie	7
2. 6 Evan Russell	8	2. 19 Landon Gray	1	2. 13 Andre Lipcius	6
3. 13 Andre Lipcius	7	42 Max Ferguson	1	3. 6 Evan Russell	3
4. 9 Justin Ammons	6	17 Connor Pavolony	1	40 Luc Lipcius	3
4 Jay Charleston	6			5. 2 tied at.....	2
<b>Total bases</b>		<b>Walks</b>		<b>Hit by pitch</b>	
1. 13 Andre Lipcius	52	1. 9 Justin Ammons	21	1. 17 Connor Pavolony	4
2. 1 Alerick Soularie	50	2. 4 Jay Charleston	18	2. 12 Ricky Martinez	3
3. 12 Ricky Martinez	44	3. 13 Andre Lipcius	17	13 Andre Lipcius	3
4. 9 Justin Ammons	40	6 Evan Russell	17	9 Justin Ammons	3
5. 6 Evan Russell	35	5. 1 Alerick Soularie	16	5. 2 tied at.....	2
<b>Sac bunts</b>		<b>Sac flies</b>		<b>Stolen bases</b>	
1. 7 Jake Rucker	3	1. 6 Evan Russell	2	1. 4 Jay Charleston	21
2. 35 Nico Mascia	2	2. 8 tied at.....	1	2. 9 Justin Ammons	8
9 Justin Ammons	2			3. 13 Andre Lipcius	6
4 Jay Charleston	2			4. 12 Ricky Martinez	4
5. 4 tied at.....	1			5. 1 Alerick Soularie	3
<b>Caught stealing</b>		<b>Steal attempts</b>		<b>Stolen base pct</b>	
1. 9 Justin Ammons	4	1. 4 Jay Charleston	22	1. 6 Evan Russell	1.000
2. 5 tied at.....	1	2. 9 Justin Ammons	12	2. 4 Jay Charleston	.955
		3. 13 Andre Lipcius	7	3. 13 Andre Lipcius	.857
		4. 12 Ricky Martinez	5	4. 12 Ricky Martinez	.800
		5. 1 Alerick Soularie	4	5. 1 Alerick Soularie	.750
<b>Strikeouts</b>		<b>Grounded into DP</b>		<b>Total plate appearances</b>	
1. 6 Evan Russell	20	1. 13 Andre Lipcius	3	1. 4 Jay Charleston	120
12 Ricky Martinez	20	2. 7 Jake Rucker	2	2. 13 Andre Lipcius	118
3. 4 Jay Charleston	15	12 Ricky Martinez	2	3. 9 Justin Ammons	112
4. 9 Justin Ammons	13	1 Alerick Soularie	2	4. 12 Ricky Martinez	105
5. 5 Zach Daniels	12	5. 2 tied at.....	1	5. 6 Evan Russell	92
<b>At bats</b>		<b>Games played</b>		<b>Game starts</b>	
1. 4 Jay Charleston	97	1. 4 Jay Charleston	26	1. 4 Jay Charleston	26
13 Andre Lipcius	97	13 Andre Lipcius	26	13 Andre Lipcius	26
3. 12 Ricky Martinez	92	12 Ricky Martinez	26	3. 12 Ricky Martinez	25
4. 9 Justin Ammons	85	9 Justin Ammons	26	4. 9 Justin Ammons	23
5. 6 Evan Russell	72	7 Jake Rucker	26	5. 6 Evan Russell	22
<b>Games as sub</b>					
1. 42 Max Ferguson	10				
2. 5 Zach Daniels	9				
3. 35 Nico Mascia	8				
4. 10 Pete Derkay	7				
14 Austin Knight	7				



2019 Tennessee Baseball  
Pitching Leaders for Tennessee (as of Mar 27, 2019)  
(All games)



Hitting minimums - 1 Games 1 AB 2.0 AB/Game 1 TPA  
Pitching minimums - 1 Games 5 IP 1 BF 1.0 IP/Game

<b>Earned run avg</b>		<b>Opposing bat avg</b>		<b>Won-loss pct</b>	
1. 27 Garrett Stallings	1.79	1. 25 Zach Lingenfelter	.143	1. 32 Sean Hunley	1.000
2. 25 Zach Lingenfelter	2.29	2. 32 Sean Hunley	.216	2. 27 Garrett Stallings	.833
3. 32 Sean Hunley	3.12	3. 27 Garrett Stallings	.250	3. 25 Zach Lingenfelter	.667
4. 15 Will Neely	5.02	4. 15 Will Neely	.259	15 Will Neely	.667
<b>Wins</b>		<b>Losses</b>		<b>Saves</b>	
1. 27 Garrett Stallings	5	1. 25 Zach Lingenfelter	2	1. 34 Garrett Crochet	3
2. 25 Zach Lingenfelter	4	2. 45 Chase Silseth	1	46 Redmond Walsh	3
3. 32 Sean Hunley	3	34 Garrett Crochet	1	3. 30 Andrew Schultz	2
4. 4 tied at.....	2	15 Will Neely	1	4. 37 Richard Jackson	1
		27 Garrett Stallings	1		
<b>Innings pitched</b>		<b>Batters struck out</b>		<b>Appearances</b>	
1. 27 Garrett Stallings	40.1	1. 27 Garrett Stallings	48	1. 46 Redmond Walsh	11
2. 25 Zach Lingenfelter	35.1	2. 25 Zach Lingenfelter	39	11 Will Heflin	11
3. 15 Will Neely	28.2	3. 34 Garrett Crochet	34	45 Chase Silseth	11
4. 32 Sean Hunley	26.0	4. 15 Will Neely	23	4. 30 Andrew Schultz	9
		5. 30 Andrew Schultz	21	16 Camden Sewell	9
<b>Games started</b>		<b>Games finished</b>		<b>Games in relief</b>	
1. 15 Will Neely	6	1. 46 Redmond Walsh	5	1. 46 Redmond Walsh	11
25 Zach Lingenfelter	6	2. 37 Richard Jackson	4	2. 11 Will Heflin	10
27 Garrett Stallings	6	30 Andrew Schultz	4	3. 30 Andrew Schultz	9
4. 32 Sean Hunley	4	34 Garrett Crochet	4	45 Chase Silseth	9
5. 45 Chase Silseth	2	5. 2 tied at.....	3	5. 2 tied at.....	8
<b>Wild pitches</b>		<b>Balks</b>		<b>Hit batters</b>	
1. 25 Zach Lingenfelter	5			1. 25 Zach Lingenfelter	6
2. 27 Garrett Stallings	3			2. 15 Will Neely	5
3. 45 Chase Silseth	2			3. 18 Chase Wallace	4
4. 4 tied at.....	1			4. 34 Garrett Crochet	3
				5. 2 tied at.....	2
<b>Intentional BB allowed</b>		<b>Runners picked off</b>		<b>Batters SO out looking</b>	
		1. 32 Sean Hunley	2	1. 27 Garrett Stallings	14
		2. 25 Zach Lingenfelter	1	2. 25 Zach Lingenfelter	11
		15 Will Neely	1	3. 34 Garrett Crochet	9
		11 Will Heflin	1	4. 32 Sean Hunley	5
		17 Connor Pavolony	1	45 Chase Silseth	5
<b>Sac bunts allowed</b>		<b>Sac flies allowed</b>		<b>Hits allowed</b>	
1. 27 Garrett Stallings	1	1. 32 Sean Hunley	3	1. 25 Zach Lingenfelter	17
32 Sean Hunley	1			2. 32 Sean Hunley	19
15 Will Neely	1			3. 15 Will Neely	29
34 Garrett Crochet	1			4. 27 Garrett Stallings	40
45 Chase Silseth	1				
<b>Runs allowed</b>		<b>Earned runs allowed</b>		<b>Walks allowed</b>	
1. 32 Sean Hunley	10	1. 27 Garrett Stallings	8	1. 27 Garrett Stallings	4
25 Zach Lingenfelter	10	2. 25 Zach Lingenfelter	9	2. 15 Will Neely	6
3. 27 Garrett Stallings	12	32 Sean Hunley	9	3. 32 Sean Hunley	9
4. 15 Will Neely	16	4. 15 Will Neely	16	4. 25 Zach Lingenfelter	12
<b>Doubles allowed</b>		<b>Triples allowed</b>		<b>Home runs allowed</b>	
1. 25 Zach Lingenfelter	2	1. 15 Will Neely	0	1. 25 Zach Lingenfelter	1
2. 32 Sean Hunley	3	2. 25 Zach Lingenfelter	1	2. 32 Sean Hunley	2
3. 27 Garrett Stallings	4	32 Sean Hunley	1	3. 27 Garrett Stallings	3
4. 15 Will Neely	7	4. 27 Garrett Stallings	2	4. 15 Will Neely	5



2019 Tennessee Baseball  
Miscellaneous Stats for Tennessee (as of Mar 27, 2019)  
(All games)



Multiple Hit Games	2	3	4	5+	Total
12 Ricky Martinez	9	2	1	-	12
13 Andre Lipcius	6	1	-	-	7
9 Justin Ammons	6	1	-	-	7
1 Alerick Soularie	4	3	-	-	7
4 Jay Charleston	4	2	-	-	6
6 Evan Russell	4	1	-	-	5
40 Luc Lipcius	4	1	-	-	5
7 Jake Rucker	2	1	-	-	3
17 Connor Pavolony	2	-	-	-	2
19 Landon Gray	1	1	-	-	2
42 Max Ferguson	2	-	-	-	2
5 Zach Daniels	1	-	-	-	1
8 Christian Scott	-	1	-	-	1
TEAM	45	14	1	0	60

Multiple RBI Games	2	3	4	5+	Total
13 Andre Lipcius	3	2	3	-	8
1 Alerick Soularie	3	3	-	-	6
12 Ricky Martinez	3	-	1	-	4
6 Evan Russell	2	1	-	-	3
40 Luc Lipcius	-	2	-	1	3
7 Jake Rucker	3	-	-	-	3
9 Justin Ammons	3	-	-	-	3
4 Jay Charleston	1	1	-	-	2
19 Landon Gray	1	-	-	-	1
5 Zach Daniels	1	-	-	-	1
TEAM	20	9	4	1	34

Hitting Streaks	Longest	Current
13 Andre Lipcius	14	1
1 Alerick Soularie	11	-
9 Justin Ammons	8	6
6 Evan Russell	6	2
12 Ricky Martinez	6	-
4 Jay Charleston	5	-
19 Landon Gray	4	-
7 Jake Rucker	4	-
42 Max Ferguson	4	1
40 Luc Lipcius	4	2
5 Zach Daniels	3	1
17 Connor Pavolony	3	1
10 Pete Derkay	2	-
35 Nico Mascia	1	-
14 Austin Knight	1	-
8 Christian Scott	1	-

Reached Base Streaks	Longest	Current
13 Andre Lipcius	23	1
1 Alerick Soularie	18	18
9 Justin Ammons	17	6
12 Ricky Martinez	16	-
4 Jay Charleston	10	-
17 Connor Pavolony	7	1
6 Evan Russell	7	2
42 Max Ferguson	6	6
40 Luc Lipcius	6	2
7 Jake Rucker	5	-
19 Landon Gray	5	-
10 Pete Derkay	4	4
5 Zach Daniels	3	1
35 Nico Mascia	2	-
14 Austin Knight	1	-
8 Christian Scott	1	-





2019 Tennessee Baseball  
Miscellaneous Stats for Tennessee (as of Mar 27, 2019)  
(All games)



Starting Lineup By Position  
(Team W-L record when starter)

PITCHER:		
15 Will Neely	6	(4-2)
27 Garrett Stallings	6	(5-1)
25 Zach Linginfelter	6	(4-2)
32 Sean Hunley	4	(4-0)
45 Chase Silseth	2	(2-0)
16 Camden Sewell	1	(1-0)
11 Will Heflin	1	(0-1)
CATCHER:		
19 Landon Gray	13	(10-3)
17 Connor Pavolony	13	(10-3)
FIRST BASE:		
40 Luc Lipcius	16	(15-1)
10 Pete Derkay	7	(3-4)
42 Max Ferguson	3	(2-1)
SECOND BASE:		
7 Jake Rucker	20	(16-4)
42 Max Ferguson	4	(2-2)
4 Jay Charleston	1	(1-0)
1 Alerick Soularie	1	(1-0)
THIRD BASE:		
13 Andre Lipcius	26	(20-6)
SHORTSTOP:		
12 Ricky Martinez	25	(19-6)
14 Austin Knight	1	(1-0)
LEFT FIELD:		
1 Alerick Soularie	15	(9-6)
6 Evan Russell	11	(11-0)
CENTER FIELD:		
4 Jay Charleston	25	(19-6)
5 Zach Daniels	1	(1-0)
RIGHT FIELD:		
9 Justin Ammons	23	(18-5)
8 Christian Scott	3	(2-1)
DESIGNATED HITTER:		
6 Evan Russell	11	(7-4)
10 Pete Derkay	5	(5-0)
1 Alerick Soularie	3	(3-0)
5 Zach Daniels	3	(2-1)
35 Nico Mascia	3	(2-1)
42 Max Ferguson	1	(1-0)

Starting Lineup By Lineup Spot  
(Team W-L record when starter)

LEADOFF:		
9 Justin Ammons	23	(18-5)
4 Jay Charleston	3	(2-1)
2ND SPOT:		
4 Jay Charleston	23	(18-5)
42 Max Ferguson	2	(1-1)
8 Christian Scott	1	(1-0)
3RD SPOT:		
13 Andre Lipcius	26	(20-6)
CLEANUP:		
6 Evan Russell	16	(15-1)
1 Alerick Soularie	10	(5-5)
5TH SPOT:		
10 Pete Derkay	8	(5-3)
19 Landon Gray	6	(6-0)
1 Alerick Soularie	6	(5-1)
6 Evan Russell	5	(3-2)
5 Zach Daniels	1	(1-0)
6TH SPOT:		
17 Connor Pavolony	7	(7-0)
12 Ricky Martinez	4	(2-2)
19 Landon Gray	4	(2-2)
35 Nico Mascia	3	(2-1)
1 Alerick Soularie	3	(3-0)
10 Pete Derkay	2	(2-0)
14 Austin Knight	1	(1-0)
42 Max Ferguson	1	(1-0)
6 Evan Russell	1	(0-1)
7TH SPOT:		
12 Ricky Martinez	20	(16-4)
7 Jake Rucker	3	(1-2)
17 Connor Pavolony	1	(1-0)
40 Luc Lipcius	1	(1-0)
19 Landon Gray	1	(1-0)
8TH SPOT:		
40 Luc Lipcius	15	(14-1)
17 Connor Pavolony	5	(2-3)
10 Pete Derkay	2	(1-1)
19 Landon Gray	2	(1-1)
8 Christian Scott	1	(1-0)
7 Jake Rucker	1	(1-0)
9TH SPOT:		
7 Jake Rucker	16	(14-2)
42 Max Ferguson	5	(3-2)
5 Zach Daniels	3	(2-1)
12 Ricky Martinez	1	(1-0)
8 Christian Scott	1	(0-1)



2019 Tennessee Baseball  
Individual Game-by-Game for Tennessee (as of Mar 27, 2019)

#9 Justin Ammons - 26 games (All games)

Date	Opponent	Pos	AB	R	H	RBI	2B	3B	HR	BB	SB	CS	HBP	SAC	SF	GDP	K	PO	A	E	Avg
Feb 15	APPALACHIAN STATE	*of	3	1	1	1	0	0	1	1	0	0	0	0	0	0	0	1	0	0	.333
Feb 16	APPALACHIAN STATE	*of	3	1	1	0	0	0	0	0	0	0	0	1	0	0	1	3	0	0	.333
Feb 17	APPALACHIAN STATE	*of	3	1	1	0	0	0	0	0	0	1	1	0	0	0	1	1	0	0	.333
Feb 19	NORTHERN KENTUC	of	0	1	0	1	0	0	0	2	0	0	0	0	0	0	0	1	0	0	.333
Feb 22	INDIANA	*of	4	0	1	0	1	0	0	0	0	0	0	0	0	0	1	0	0	0	.308
Feb 23	INDIANA	*of	2	1	0	0	0	0	0	4	1	0	0	0	0	0	0	0	0	0	.267
Feb 24	INDIANA	*of	2	1	1	1	0	0	0	2	1	0	0	0	0	0	0	1	0	0	.294
Feb 26	LIBERTY	*of	5	1	3	2	2	0	0	0	1	0	0	0	0	0	0	2	1	0	.364
Feb 27	MIDDLE TENNESSEE	*of	4	1	2	0	0	0	0	0	1	0	0	0	0	0	0	2	0	0	.385
Mar 01	vs Louisiana Monroe	*of	2	1	1	0	0	0	0	1	0	1	1	0	0	0	0	0	0	0	.393
Mar 02	vs North Florida	*of	3	2	2	2	0	0	0	1	0	0	1	0	1	0	1	0	0	0	.419
Mar 02	vs Western Kentucky	*of	3	1	1	0	0	0	0	1	0	1	0	0	0	0	0	0	0	0	.412
Mar 05	vs Troy	*of	5	3	2	0	0	0	0	1	0	0	0	0	0	0	0	1	0	0	.410
Mar 08	FRESNO STATE	*of	4	2	2	0	0	0	0	1	0	0	0	0	0	0	0	1	0	0	.419
Mar 09	FRESNO STATE	*of	3	1	0	0	0	0	0	1	0	0	0	0	0	0	0	0	0	0	.391
Mar 10	FRESNO STATE	*of	4	1	2	2	0	0	1	2	0	0	0	0	0	0	1	1	0	0	.400
Mar 12	UNC ASHEVILLE	*of	3	1	0	0	0	0	0	2	1	1	0	0	0	1	0	0	0	0	.377
Mar 13	UNC ASHEVILLE	ph/of	1	0	0	0	0	0	0	0	0	0	0	0	0	0	0	0	0	0	.370
Mar 15	at Auburn	*of	4	0	1	0	0	0	0	0	0	0	0	0	0	0	2	4	0	0	.362
Mar 16	at Auburn	*of	4	0	0	0	0	0	0	0	0	0	0	0	0	0	0	2	0	0	.339
Mar 17	at Auburn	*of	4	0	1	1	0	0	0	1	1	0	0	0	0	0	1	0	0	0	.333
Mar 19	at ETSU	*of	4	1	1	0	1	0	0	1	1	0	0	0	0	0	2	1	0	0	.329
Mar 22	SOUTH CAROLINA	*of	5	1	1	0	0	0	0	0	0	0	0	0	0	0	0	0	0	0	.320
Mar 23	SOUTH CAROLINA	*of	5	0	1	0	1	0	0	0	0	0	0	0	0	0	3	0	0	0	.312
Mar 24	SOUTH CAROLINA	*of	4	1	2	0	0	0	0	0	1	0	0	1	0	0	0	2	0	0	.321
Mar 26	ETSU	of	1	1	1	0	1	0	0	0	0	0	0	0	0	0	0	0	0	0	.329
Totals		23gs	85	24	28	10	6	0	2	21	8	4	3	2	1	1	13	23	1	0	.329

On base pct. .473 • Slugging pct. .471

#4 Jay Charleston - 26 games (All games)

Date	Opponent	Pos	AB	R	H	RBI	2B	3B	HR	BB	SB	CS	HBP	SAC	SF	GDP	K	PO	A	E	Avg
Feb 15	APPALACHIAN STATE	*of	3	0	2	1	1	0	0	0	1	0	0	0	1	0	0	2	0	0	.667
Feb 16	APPALACHIAN STATE	*of	3	1	1	0	0	0	0	1	3	0	0	0	0	0	1	0	0	0	.500
Feb 17	APPALACHIAN STATE	*of	4	0	0	0	0	0	0	0	0	0	0	0	0	0	1	2	0	0	.300
Feb 19	NORTHERN KENTUC	*of/of	3	0	0	0	0	0	0	1	0	0	0	0	0	0	0	1	0	0	.231
Feb 22	INDIANA	*of	4	1	1	0	0	0	0	0	0	0	0	0	0	0	1	4	0	0	.235
Feb 23	INDIANA	*of	6	0	1	1	0	0	0	0	1	0	0	0	0	0	0	4	0	0	.217
Feb 24	INDIANA	*of	2	1	0	0	0	0	0	1	0	0	0	1	0	0	1	1	0	0	.200
Feb 26	LIBERTY	*of	2	1	0	0	0	0	0	2	0	0	0	0	0	0	0	8	0	0	.185
Feb 27	MIDDLE TENNESSEE	*of	4	0	1	1	0	0	0	0	1	0	0	0	0	0	0	0	0	0	.194
Mar 01	vs Louisiana Monroe	*of	3	2	2	1	0	0	0	1	2	0	0	0	0	0	1	1	0	0	.235
Mar 02	vs North Florida	*of/of	5	1	3	3	1	0	0	1	0	0	0	0	0	0	1	3	0	0	.282
Mar 02	vs Western Kentucky	*of	3	1	1	0	1	0	0	1	1	0	0	0	0	0	0	5	0	0	.286
Mar 05	vs Troy	*of/of	5	1	2	2	1	0	0	1	1	0	0	0	0	0	1	3	0	1	.298
Mar 08	FRESNO STATE	*of	5	1	0	0	0	0	0	0	0	0	0	0	0	0	1	0	0	0	.269
Mar 09	FRESNO STATE	*of	5	1	0	1	0	0	0	1	0	1	0	0	0	0	1	2	0	0	.246
Mar 10	FRESNO STATE	*of/2b	4	1	1	1	0	0	0	2	2	0	0	0	0	0	0	3	2	0	.246
Mar 12	UNC ASHEVILLE	*2b/of	3	1	0	0	0	0	0	2	1	0	0	0	0	1	0	1	1	0	.234
Mar 13	UNC ASHEVILLE	*of	4	1	2	0	1	0	0	0	1	0	0	0	0	0	0	1	0	0	.250
Mar 15	at Auburn	*of	3	0	1	0	0	0	0	1	2	0	0	0	0	0	1	1	0	0	.254
Mar 16	at Auburn	*of	4	1	1	0	0	0	0	0	0	0	0	0	0	0	2	1	0	0	.253
Mar 17	at Auburn	*of	4	0	1	0	1	0	0	1	1	0	0	0	0	0	0	3	0	0	.253
Mar 19	at ETSU	*of	4	0	0	0	0	0	0	0	0	0	1	0	0	0	2	3	0	0	.241
Mar 22	SOUTH CAROLINA	*of	4	4	3	0	0	0	0	1	2	0	0	0	0	0	0	3	0	0	.264
Mar 23	SOUTH CAROLINA	*of	4	1	0	0	0	0	0	0	1	0	1	0	0	0	0	1	0	0	.253
Mar 24	SOUTH CAROLINA	*of	2	0	0	0	0	0	0	1	1	0	1	0	0	0	0	1	0	0	.247
Mar 26	ETSU	*of	4	0	0	1	0	0	0	0	0	0	0	0	0	0	1	3	0	0	.237
Totals		26gs	97	20	23	12	6	0	0	18	21	1	2	2	1	1	15	57	3	1	.237

On base pct. .364 • Slugging pct. .299

2019 Tennessee Baseball  
Individual Game-by-Game for Tennessee (as of Mar 27, 2019)

#34 Garrett Crochet - 5 games (All games)

Date	Opponent	Pos	AB	R	H	RBI	2B	3B	HR	BB	SB	CS	HBP	SAC	SF	GDP	K	PO	A	E	Avg
Feb 16	APPALACHIAN STATE	p	0	0	0	0	0	0	0	0	0	0	0	0	0	0	0	1	0	0	.000
Feb 24	INDIANA	p	0	0	0	0	0	0	0	0	0	0	0	0	0	0	0	1	1	0	.000
Mar 17	at Auburn	p	0	0	0	0	0	0	0	0	0	0	0	0	0	0	0	1	1	0	.000
Mar 22	SOUTH CAROLINA	p	0	0	0	0	0	0	0	0	0	0	0	0	0	0	0	0	1	0	.000
Mar 24	SOUTH CAROLINA	p	0	0	0	0	0	0	0	0	0	0	0	0	0	0	0	0	1	0	.000
Totals		0gs	0	0	0	0	0	0	0	0	0	0	0	0	0	0	0	3	4	0	.000

On base pct. .000 • Slugging pct. .000

#34 Garrett Crochet - 8 appearances (All games)

Date	Opponent	GS	IP	H	R	ER	BB	SO	2B	3B	HR	WP	BK	HBP	IBB	Score	W-L	Sv	ERA	NP
Feb 16	APPALACHIAN STATE		4.0	0	0	0	0	9	0	0	0	0	0	0	0	2-0	0-0	1	0.00	55
Feb 24	INDIANA		5.1	2	1	1	1	9	0	0	1	0	0	1	0	5-3	1-0	1	0.96	75
Mar 01	vs Louisiana Monroe		1.1	2	0	0	0	1	0	0	0	0	0	0	0	7-2	1-0	2	0.84	27
Mar 09	FRESNO STATE		1.2	1	0	0	0	5	1	0	0	0	0	1	0	13-9	1-0	3	0.73	32
Mar 12	UNC ASHEVILLE		1.0	0	0	0	0	1	0	0	0	0	0	1	0	8-4	1-0	3	0.68	17
Mar 17	at Auburn		3.1	5	3	2	1	3	0	0	0	0	0	0	0	3-5	1-1	3	1.62	60
Mar 22	SOUTH CAROLINA		1.0	0	0	0	0	2	0	0	0	0	0	0	0	15-5	1-1	3	1.53	12
Mar 24	SOUTH CAROLINA		3.2	3	2	2	2	4	1	0	0	0	0	0	0	6-3	2-1	3	2.11	70
Totals		0	21.1	13	6	5	4	34	2	0	1	0	0	3	0	59-31	2-1	3	2.11	-

#5 Zach Daniels - 13 games (All games)

Date	Opponent	Pos	AB	R	H	RBI	2B	3B	HR	BB	SB	CS	HBP	SAC	SF	GDP	K	PO	A	E	Avg
Feb 19	NORTHERN KENTUC	ph/dh	3	1	0	1	0	0	0	1	0	0	0	0	0	0	3	0	0	0	.000
Feb 23	INDIANA	*dh	2	0	0	0	0	0	0	0	0	0	0	0	0	0	2	0	0	0	.000
Mar 02	vs North Florida	ph/of	1	0	0	0	0	0	0	0	0	0	0	0	0	0	0	0	0	0	.000
Mar 05	vs Troy	ph/of	1	0	0	0	0	0	0	0	0	0	0	0	0	0	1	0	0	0	.000
Mar 09	FRESNO STATE	ph/of	1	0	1	0	0	0	0	1	0	0	0	0	0	0	0	0	0	0	.125
Mar 10	FRESNO STATE	ph/of	3	1	1	0	0	0	0	0	0	0	0	0	0	0	2	1	0	0	.182
Mar 12	UNC ASHEVILLE	*of	3	0	2	2	0	0	0	0	0	0	0	0	0	0	0	0	0	0	.286
Mar 13	UNC ASHEVILLE	*dh	4	0	0	0	0	0	0	0	0	0	0	0	0	0	0	0	0	0	.222
Mar 15	at Auburn	ph	1	0	0	0	0	0	0	0	0	0	0	0	0	0	1	0	0	0	.211
Mar 16	at Auburn	*dh	2	0	0	0	0	0	0	0	0	0	0	0	0	0	2	0	0	0	.190
Mar 22	SOUTH CAROLINA	ph/dh	3	0	1	1	0	0	0	0	0	0	0	0	0	0	1	0	0	0	.208
Mar 24	SOUTH CAROLINA	pr/dh	0	1	0	0	0	0	0	0	0	0	0	0	0	0	0	0	0	0	.208
Mar 26	ETSU	pr	0	0	0	0	0	0	0	0	0	0	0	0	0	0	0	0	0	0	.208
Totals		4gs	24	3	5	4	0	0	0	2	0	0	0	0	0	0	12	1	0	0	.208

On base pct. .269 • Slugging pct. .208

#10 Pete Derkay - 19 games (All games)

Date	Opponent	Pos	AB	R	H	RBI	2B	3B	HR	BB	SB	CS	HBP	SAC	SF	GDP	K	PO	A	E	Avg
Feb 15	APPALACHIAN STATE	*dh	3	0	1	0	1	0	0	0	0	0	0	0	0	0	1	0	0	0	.333
Feb 16	APPALACHIAN STATE	*dh	4	0	1	0	0	0	0	0	0	0	0	0	0	0	0	0	0	0	.286
Feb 19	NORTHERN KENTUC	*dh	2	0	0	0	0	0	0	0	0	0	0	0	0	0	1	0	0	0	.222
Feb 22	INDIANA	*dh	3	0	0	0	0	0	0	0	0	0	0	0	0	0	1	0	0	0	.167
Feb 23	INDIANA	ph/dh	1	1	0	0	0	0	0	1	0	0	0	0	0	0	0	0	0	0	.154
Feb 26	LIBERTY	*dh	3	0	1	0	0	0	0	0	0	0	0	0	0	0	1	0	0	0	.188
Mar 02	vs North Florida	ph/dh	1	0	1	0	0	0	0	0	0	0	0	0	0	0	0	0	0	0	.235
Mar 05	vs Troy	ph/dh	1	0	0	0	0	0	0	1	0	0	0	0	0	0	0	0	0	0	.222
Mar 08	FRESNO STATE	ph	1	0	0	0	0	0	0	0	0	0	0	0	0	0	1	0	0	0	.211
Mar 10	FRESNO STATE	1b	0	0	0	0	0	0	0	0	0	0	0	0	0	0	0	1	0	0	.211
Mar 12	UNC ASHEVILLE	*1b	1	0	0	0	0	0	0	0	0	0	1	1	0	0	1	7	0	0	.200
Mar 13	UNC ASHEVILLE	ph/1b	1	0	0	0	0	0	0	0	1	0	0	0	0	0	0	1	0	0	.190
Mar 15	at Auburn	*1b	2	0	0	0	0	0	0	1	0	0	0	0	0	0	1	6	0	0	.174
Mar 16	at Auburn	*1b	4	1	1	1	0	0	1	0	0	0	0	0	0	0	0	8	0	0	.185
Mar 17	at Auburn	*1b	3	0	0	0	0	0	0	0	0	0	0	0	0	0	0	4	1	0	.167
Mar 19	at ETSU	*1b	2	2	1	0	1	0	0	2	0	0	0	0	0	0	1	5	1	0	.188
Mar 22	SOUTH CAROLINA	*1b	2	0	0	1	0	0	0	1	0	0	0	0	0	0	0	6	0	0	.176
Mar 23	SOUTH CAROLINA	*1b	1	0	0	0	0	0	0	1	0	0	0	0	0	0	0	4	1	0	.171
Mar 24	SOUTH CAROLINA	ph	0	0	0	0	0	0	0	0	0	0	1	0	0	0	0	0	0	0	.171
Totals		12gs	35	4	6	2	2	0	1	7	1	0	2	1	0	0	8	42	3	0	.171

On base pct. .341 • Slugging pct. .314



2019 Tennessee Baseball  
Individual Game-by-Game for Tennessee (as of Mar 27, 2019)

#42 Max Ferguson - 18 games (All games)

Date	Opponent	Pos	AB	R	H	RBI	2B	3B	HR	BB	SB	CS	HBP	SAC	SF	GDP	K	PO	A	E	Avg
Feb 16	APPALACHIAN STATE	ph/2b	1	0	0	0	0	0	0	0	0	0	0	0	0	0	0	0	0	0	.000
Feb 23	INDIANA	ph/1b	1	0	1	0	0	0	0	0	0	0	0	0	0	0	0	1	0	0	.500
Feb 24	INDIANA	*dh	3	0	0	1	0	0	0	0	0	0	0	0	0	0	0	0	0	0	.200
Feb 26	LIBERTY	ph/1b	1	0	0	0	0	0	0	0	0	0	0	0	0	0	1	0	0	0	.167
Mar 02	vs North Florida	ph/1b	1	0	0	0	0	0	0	0	0	0	0	0	0	0	0	0	0	0	.143
Mar 05	vs Troy	ph/1b	1	0	0	0	0	0	0	0	0	0	0	0	0	0	0	2	0	0	.125
Mar 09	FRESNO STATE	2b	0	0	0	0	0	0	0	1	0	0	0	1	0	0	0	0	0	0	.125
Mar 10	FRESNO STATE	1b	0	0	0	0	0	0	0	0	0	0	0	0	0	0	0	0	0	0	.125
Mar 12	UNC ASHEVILLE	pr/1b	1	1	1	0	0	0	0	0	0	0	0	0	0	0	0	2	0	0	.222
Mar 13	UNC ASHEVILLE	*1b/of	4	1	0	0	0	0	0	1	0	0	0	0	0	0	1	4	0	0	.154
Mar 15	at Auburn	1b	0	0	0	0	0	0	0	0	0	0	0	0	0	0	0	1	0	0	.154
Mar 16	at Auburn	2b	2	0	0	0	0	0	0	0	0	0	0	0	0	0	0	2	2	0	.133
Mar 17	at Auburn	*2b/1b	3	1	2	0	0	1	0	1	0	0	0	0	0	0	0	4	3	0	.222
Mar 19	at ETSU	*2b/1b	4	0	1	1	0	0	0	0	1	0	0	0	0	0	0	4	2	0	.227
Mar 22	SOUTH CAROLINA	*2b/1b	5	1	1	0	0	0	0	0	0	0	0	0	0	0	0	6	0	0	.222
Mar 23	SOUTH CAROLINA	*2b/1b	4	0	2	1	1	0	0	0	0	0	0	0	0	0	1	2	2	0	.258
Mar 24	SOUTH CAROLINA	*1b	1	0	0	1	0	0	0	2	1	0	0	0	1	0	0	11	0	0	.250
Mar 26	ETSU	*1b	4	0	1	1	0	0	0	0	0	0	0	0	0	0	0	9	1	0	.250
Totals		8gs	36	4	9	5	1	1	0	5	2	0	0	1	1	0	3	48	10	0	.250

On base pct. .333 • Slugging pct. .333

#19 Landon Gray - 18 games (All games)

Date	Opponent	Pos	AB	R	H	RBI	2B	3B	HR	BB	SB	CS	HBP	SAC	SF	GDP	K	PO	A	E	Avg
Feb 15	APPALACHIAN STATE	*c	4	0	0	0	0	0	0	0	0	0	0	0	0	0	1	7	2	0	.000
Feb 17	APPALACHIAN STATE	*c	4	1	3	1	0	0	1	0	0	0	0	0	0	0	0	9	0	0	.375
Feb 22	INDIANA	*c	3	0	1	1	1	0	0	1	0	0	0	0	0	0	1	9	1	0	.364
Feb 24	INDIANA	*c	3	0	1	0	1	0	0	1	0	0	0	0	0	0	0	15	0	0	.357
Feb 27	MIDDLE TENNESSEE	*c	4	0	1	0	0	0	0	0	0	0	0	0	0	0	0	8	1	0	.333
Mar 01	vs Louisiana Monroe	*c	3	0	0	0	0	0	0	1	0	0	0	0	0	0	0	9	4	0	.286
Mar 02	vs Western Kentucky	*c	3	0	0	0	0	0	0	0	0	0	0	0	0	0	1	7	0	0	.250
Mar 08	FRESNO STATE	*c	2	0	0	0	0	0	0	2	0	0	0	0	0	0	1	12	4	1	.231
Mar 10	FRESNO STATE	*c	4	0	1	0	0	0	0	0	0	0	0	0	0	0	1	9	0	0	.233
Mar 12	UNC ASHEVILLE	c	0	0	0	0	0	0	0	0	0	0	0	0	0	0	0	3	0	0	.233
Mar 13	UNC ASHEVILLE	c	0	0	0	0	0	0	0	0	0	0	0	0	0	0	0	1	0	0	.233
Mar 15	at Auburn	*c	3	0	0	0	0	0	0	0	0	0	0	0	0	0	2	7	1	0	.212
Mar 17	at Auburn	*c	4	0	0	0	0	0	0	0	0	0	0	0	0	0	0	7	2	0	.189
Mar 19	at ETSU	c	0	0	0	0	0	0	0	0	0	0	0	0	0	0	0	2	1	0	.189
Mar 22	SOUTH CAROLINA	*c	5	1	2	2	0	1	1	0	0	0	0	0	0	0	1	9	1	0	.214
Mar 23	SOUTH CAROLINA	ph/c	2	0	0	0	0	0	0	0	0	0	0	0	0	0	1	5	0	0	.205
Mar 24	SOUTH CAROLINA	*c	2	0	0	0	0	0	0	0	0	0	0	1	0	0	0	8	1	0	.196
Mar 26	ETSU	c	0	0	0	0	0	0	0	0	0	0	0	0	0	0	0	1	0	0	.196
Totals		13gs	46	2	9	4	2	1	2	5	0	0	0	1	0	0	9	128	18	1	.196

On base pct. .275 • Slugging pct. .413

#11 Will Heflin - 3 games (All games)

Date	Opponent	Pos	AB	R	H	RBI	2B	3B	HR	BB	SB	CS	HBP	SAC	SF	GDP	K	PO	A	E	Avg
Feb 26	LIBERTY	p	0	0	0	0	0	0	0	0	0	0	0	0	0	0	0	0	1	0	.000
Mar 02	vs North Florida	p	0	0	0	0	0	0	0	0	0	0	0	0	0	0	0	0	1	0	.000
Mar 19	at ETSU	p	0	0	0	0	0	0	0	0	0	0	0	0	0	0	0	0	1	0	.000
Totals		0gs	0	0	0	0	0	0	0	0	0	0	0	0	0	0	0	0	3	0	.000

On base pct. .000 • Slugging pct. .000

2019 Tennessee Baseball  
Individual Game-by-Game for Tennessee (as of Mar 27, 2019)

#11 Will Heflin - 11 appearances (All games)

Date	Opponent	GS	IP	H	R	ER	BB	SO	2B	3B	HR	WP	BK	HBP	IBB	Score	W-L	Sv	ERA	NP
Feb 19	NORTHERN KENTUC		1.0	2	0	0	1	2	0	0	0	0	0	0	0	18-0	0-0	0	0.00	20
Feb 26	LIBERTY		1.0	0	0	0	0	2	0	0	0	0	0	0	0	7-1	0-0	0	0.00	14
Feb 27	MIDDLE TENNESSEE		0.1	0	0	0	0	1	0	0	0	0	0	0	0	2-0	0-0	0	0.00	4
Mar 02	vs North Florida		0.1	0	0	0	0	0	0	0	0	0	0	0	0	10-2	0-0	0	0.00	3
Mar 09	FRESNO STATE		0.0	0	3	3	3	0	0	0	0	1	0	0	0	13-9	0-0	0	10.12	15
Mar 12	UNC ASHEVILLE		0.2	0	0	0	0	0	0	0	0	0	0	0	0	8-4	0-0	0	8.10	7
Mar 13	UNC ASHEVILLE		3.2	1	0	0	0	8	1	0	0	0	0	0	0	7-2	1-0	0	3.86	42
Mar 16	at Auburn		0.0	0	0	0	1	0	0	0	0	0	0	0	0	2-5	1-0	0	3.86	6
Mar 19	at ETSU		1.0	1	0	0	1	2	0	0	0	0	0	0	0	5-1	2-0	0	3.38	17
Mar 22	SOUTH CAROLINA		0.1	1	0	0	1	0	0	0	0	0	0	0	0	15-5	2-0	0	3.24	16
Mar 26	ETSU	*	1.0	1	0	0	0	0	0	0	0	0	0	0	0	5-6	2-0	0	2.89	13
Totals		1	9.1	6	3	3	7	15	1	0	0	1	0	0	0	92-35	2-0	0	2.89	-

#32 Sean Hunley - 3 games (All games)

Date	Opponent	Pos	AB	R	H	RBI	2B	3B	HR	BB	SB	CS	HBP	SAC	SF	GDP	K	PO	A	E	Avg
Feb 19	NORTHERN KENTUC	*p	0	0	0	0	0	0	0	0	0	0	0	0	0	0	0	0	2	0	.000
Mar 05	vs Troy	*p	0	0	0	0	0	0	0	0	0	0	0	0	0	0	0	1	2	0	.000
Mar 26	ETSU	p	0	0	0	0	0	0	0	0	0	0	0	0	0	0	0	1	0	0	.000
Totals		2gs	0	0	0	0	0	0	0	0	0	0	0	0	0	0	0	2	4	0	.000

On base pct. .000 • Slugging pct. .000

#32 Sean Hunley - 7 appearances (All games)

Date	Opponent	GS	IP	H	R	ER	BB	SO	2B	3B	HR	WP	BK	HBP	IBB	Score	W-L	Sv	ERA	NP
Feb 19	NORTHERN KENTUC	*	5.0	3	0	0	1	6	0	0	0	0	0	0	0	18-0	1-0	0	0.00	68
Feb 26	LIBERTY	*	6.0	2	1	0	3	1	0	0	0	0	0	0	0	7-1	2-0	0	0.00	85
Mar 05	vs Troy	*	5.0	5	2	2	2	2	0	0	0	0	0	0	0	11-2	3-0	0	1.12	75
Mar 12	UNC ASHEVILLE	*	3.1	2	3	3	2	4	0	0	1	0	0	1	0	8-4	3-0	0	2.33	56
Mar 19	at ETSU		1.0	1	1	1	0	1	0	1	0	0	0	0	0	5-1	3-0	0	2.66	15
Mar 22	SOUTH CAROLINA		1.0	1	1	1	0	0	0	0	1	0	0	0	0	15-5	3-0	0	2.95	18
Mar 26	ETSU		4.2	5	2	2	1	2	3	0	0	0	0	1	0	5-6	3-0	0	3.12	68
Totals		4	26.0	19	10	9	9	16	3	1	2	0	0	2	0	69-19	3-0	0	3.12	-

#37 Richard Jackson - 2 games (All games)

Date	Opponent	Pos	AB	R	H	RBI	2B	3B	HR	BB	SB	CS	HBP	SAC	SF	GDP	K	PO	A	E	Avg
Feb 26	LIBERTY	p	0	0	0	0	0	0	0	0	0	0	0	0	0	0	0	1	0	0	.000
Mar 19	at ETSU	p	0	0	0	0	0	0	0	0	0	0	0	0	0	0	0	0	1	0	.000
Totals		0gs	0	0	0	0	0	0	0	0	0	0	0	0	0	0	0	1	1	0	.000

On base pct. .000 • Slugging pct. .000

#37 Richard Jackson - 4 appearances (All games)

Date	Opponent	GS	IP	H	R	ER	BB	SO	2B	3B	HR	WP	BK	HBP	IBB	Score	W-L	Sv	ERA	NP
Feb 19	NORTHERN KENTUC		1.0	0	0	0	0	1	0	0	0	0	0	0	0	18-0	0-0	0	0.00	13
Feb 26	LIBERTY		1.0	1	0	0	0	0	0	0	0	0	0	0	0	7-1	0-0	0	0.00	13
Mar 12	UNC ASHEVILLE		1.0	0	0	0	1	2	0	0	0	0	0	0	0	8-4	0-0	0	0.00	25
Mar 19	at ETSU		1.0	0	0	0	0	1	0	0	0	0	0	0	0	5-1	0-0	1	0.00	8
Totals		0	4.0	1	0	0	1	4	0	0	0	0	0	0	0	38-6	0-0	1	0.00	-

2019 Tennessee Baseball  
Individual Game-by-Game for Tennessee (as of Mar 27, 2019)

#14 Austin Knight - 8 games (All games)

Date	Opponent	Pos	AB	R	H	RBI	2B	3B	HR	BB	SB	CS	HBP	SAC	SF	GDP	K	PO	A	E	Avg
Feb 19	NORTHERN KENTUC	*ss	2	2	0	0	0	0	0	2	1	0	0	0	0	0	0	0	1	0	.000
Feb 23	INDIANA	ph/2b	0	0	0	1	0	0	0	0	0	0	0	0	1	0	0	0	0	0	.000
Feb 26	LIBERTY	ph/2b	1	0	0	0	0	0	0	0	0	0	0	0	0	0	0	0	0	0	.000
Mar 02	vs North Florida	2b	1	0	0	0	0	0	0	0	0	0	0	0	0	0	0	0	0	0	.000
Mar 05	vs Troy	ph/2b	1	0	0	0	0	0	0	0	0	0	0	0	0	0	1	0	0	0	.000
Mar 09	FRESNO STATE	ss	1	1	1	0	0	0	0	0	0	0	0	0	0	0	0	0	0	0	.167
Mar 10	FRESNO STATE	ph	1	0	0	0	0	0	0	0	0	0	0	0	0	0	0	0	0	0	.143
Mar 26	ETSU	pr	0	1	0	0	0	0	0	0	0	0	0	0	0	0	0	0	0	0	.143
Totals		1gs	7	4	1	1	0	0	0	2	1	0	0	0	1	0	1	0	1	0	.143

On base pct. .300 • Slugging pct. .143

#20 Tanner Kohlhepp - 1 game (All games)

Date	Opponent	Pos	AB	R	H	RBI	2B	3B	HR	BB	SB	CS	HBP	SAC	SF	GDP	K	PO	A	E	Avg
Mar 09	FRESNO STATE	p	0	0	0	0	0	0	0	0	0	0	0	0	0	0	0	0	1	0	.000
Totals		0gs	0	0	0	0	0	0	0	0	0	0	0	0	0	0	0	0	1	0	.000

On base pct. .000 • Slugging pct. .000

#20 Tanner Kohlhepp - 5 appearances (All games)

Date	Opponent	GS	IP	H	R	ER	BB	SO	2B	3B	HR	WP	BK	HBP	IBB	Score	W-L	Sv	ERA	NP
Feb 19	NORTHERN KENTUC		1.0	0	0	0	0	1	0	0	0	0	0	1	0	18-0	0-0	0	0.00	14
Mar 05	vs Troy		1.0	0	0	0	0	2	0	0	0	0	0	0	0	11-2	0-0	0	0.00	13
Mar 09	FRESNO STATE		0.1	2	5	5	3	0	1	0	0	0	0	0	0	13-9	0-0	0	19.29	28
Mar 13	UNC ASHEVILLE		0.2	1	0	0	0	1	0	0	0	0	0	0	0	7-2	0-0	0	15.00	13
Mar 19	at ETSU		0.0	0	0	0	2	0	0	0	0	0	0	0	0	5-1	0-0	0	15.00	11
Totals		0	3.0	3	5	5	5	4	1	0	0	0	0	1	0	54-14	0-0	0	15.00	-

#25 Zach Linginfelter - 4 games (All games)

Date	Opponent	Pos	AB	R	H	RBI	2B	3B	HR	BB	SB	CS	HBP	SAC	SF	GDP	K	PO	A	E	Avg
Feb 16	APPALACHIAN STATE	*p	0	0	0	0	0	0	0	0	0	0	0	0	0	0	0	0	1	0	.000
Mar 09	FRESNO STATE	*p	0	0	0	0	0	0	0	0	0	0	0	0	0	0	0	1	1	0	.000
Mar 16	at Auburn	*p	0	0	0	0	0	0	0	0	0	0	0	0	0	0	0	0	1	0	.000
Mar 23	SOUTH CAROLINA	*p	0	0	0	0	0	0	0	0	0	0	0	0	0	0	0	1	1	0	.000
Totals		4gs	0	0	0	0	0	0	0	0	0	0	0	0	0	0	0	2	4	0	.000

On base pct. .000 • Slugging pct. .000

#25 Zach Linginfelter - 6 appearances (All games)

Date	Opponent	GS	IP	H	R	ER	BB	SO	2B	3B	HR	WP	BK	HBP	IBB	Score	W-L	Sv	ERA	NP
Feb 16	APPALACHIAN STATE	*	5.0	2	0	0	3	5	0	0	0	0	0	2	0	2-0	1-0	0	0.00	72
Feb 23	INDIANA	*	6.0	2	0	0	2	13	0	1	0	3	0	0	0	11-0	2-0	0	0.00	94
Mar 02	vs North Florida	*	7.0	4	2	2	1	8	0	0	1	0	0	2	0	10-2	3-0	0	1.00	98
Mar 09	FRESNO STATE	*	6.0	3	0	0	1	4	1	0	0	1	0	1	0	13-9	4-0	0	0.75	77
Mar 16	at Auburn	*	4.2	2	5	4	5	4	0	0	0	1	0	0	0	2-5	4-1	0	1.88	78
Mar 23	SOUTH CAROLINA	*	6.2	4	3	3	0	5	1	0	0	0	0	1	0	2-3	4-2	0	2.29	80
Totals		6	35.1	17	10	9	12	39	2	1	1	5	0	6	0	40-19	4-2	0	2.29	-

2019 Tennessee Baseball  
Individual Game-by-Game for Tennessee (as of Mar 27, 2019)

#13 Andre Lipcius - 26 games (All games)

Date	Opponent	Pos	AB	R	H	RBI	2B	3B	HR	BB	SB	CS	HBP	SAC	SF	GDP	K	PO	A	E	Avg
Feb 15	APPALACHIAN STATE	*3b	4	0	0	0	0	0	0	0	0	0	0	0	0	0	0	1	3	1	.000
Feb 16	APPALACHIAN STATE	*3b	2	0	0	0	0	0	0	2	1	0	0	0	0	0	1	0	2	0	.000
Feb 17	APPALACHIAN STATE	*3b	3	0	0	0	0	0	0	0	0	0	1	0	0	0	0	1	4	0	.000
Feb 19	NORTHERN KENTUC	*3b	4	2	0	1	0	0	0	2	0	0	0	0	0	1	0	0	2	0	.000
Feb 22	INDIANA	*3b	4	2	2	0	1	0	0	0	0	0	0	0	0	0	0	0	1	0	.118
Feb 23	INDIANA	*3b	5	0	0	0	0	0	0	1	0	0	0	0	0	0	0	0	0	0	.091
Feb 24	INDIANA	*3b	4	0	1	3	1	0	0	0	0	0	0	0	0	0	0	2	1	0	.115
Feb 26	LIBERTY	*3b	4	1	2	4	0	0	1	0	0	0	0	0	0	0	1	1	1	1	.167
Feb 27	MIDDLE TENNESSEE	*3b	4	0	1	0	0	0	0	0	0	1	0	0	0	0	0	2	1	0	.176
Mar 01	vs Louisiana Monroe	*3b	4	2	2	2	1	0	1	0	0	0	0	0	0	0	1	0	2	0	.211
Mar 02	vs North Florida	*3b	5	0	1	0	0	0	0	0	1	0	1	0	0	0	1	1	2	2	.209
Mar 02	vs Western Kentucky	*3b	3	0	1	0	1	0	0	0	0	0	0	0	0	0	1	0	0	0	.217
Mar 05	vs Troy	*3b	5	0	1	2	0	0	0	0	1	0	0	0	0	0	1	1	0	0	.216
Mar 08	FRESNO STATE	*3b	5	2	2	3	1	0	0	0	0	0	0	0	0	0	1	0	3	1	.232
Mar 09	FRESNO STATE	*3b	2	1	1	4	0	0	1	2	0	0	0	0	0	0	0	1	2	0	.241
Mar 10	FRESNO STATE	*3b	4	1	1	1	0	0	1	1	0	0	0	0	0	0	2	1	1	0	.242
Mar 12	UNC ASHEVILLE	*3b	5	1	2	2	1	0	1	0	0	0	0	0	0	1	0	1	2	0	.254
Mar 13	UNC ASHEVILLE	*3b	2	1	1	0	0	0	0	3	1	0	0	0	0	0	0	1	1	0	.261
Mar 15	at Auburn	*3b	3	0	1	0	0	0	0	0	0	0	1	0	0	0	1	0	4	0	.264
Mar 16	at Auburn	*3b	3	0	2	0	0	0	0	1	0	0	0	0	0	0	0	1	3	1	.280
Mar 17	at Auburn	*3b	3	0	0	0	0	0	0	2	1	0	0	0	0	0	0	1	2	1	.269
Mar 19	at ETSU	*3b	4	0	1	1	0	0	0	0	1	0	0	0	1	0	1	0	1	0	.268
Mar 22	SOUTH CAROLINA	*3b	5	3	3	4	0	0	1	0	0	0	0	0	0	0	0	0	1	0	.287
Mar 23	SOUTH CAROLINA	*3b	3	0	1	0	0	0	0	2	0	0	0	0	0	0	0	2	0	0	.289
Mar 24	SOUTH CAROLINA	*3b	4	0	0	0	0	0	0	0	0	0	0	0	0	1	0	4	1	0	.277
Mar 26	ETSU	*3b	3	1	1	0	1	0	0	1	0	0	0	0	0	0	0	2	1	0	.278
Totals		26gs	97	17	27	27	7	0	6	17	6	1	3	0	1	3	11	18	45	9	.278

On base pct. .398 • Slugging pct. .536

#40 Luc Lipcius - 16 games (All games)

Date	Opponent	Pos	AB	R	H	RBI	2B	3B	HR	BB	SB	CS	HBP	SAC	SF	GDP	K	PO	A	E	Avg
Feb 15	APPALACHIAN STATE	*1b	3	1	1	1	1	0	0	0	0	0	0	0	1	0	1	11	1	0	.333
Feb 16	APPALACHIAN STATE	*1b	2	0	1	0	1	0	0	2	0	0	0	0	0	0	0	5	1	0	.400
Feb 17	APPALACHIAN STATE	*1b	3	0	1	0	0	0	0	0	0	0	0	0	0	0	0	11	1	0	.375
Feb 19	NORTHERN KENTUC	*1b	4	2	3	5	0	1	1	1	1	0	0	0	0	0	0	7	0	0	.500
Feb 22	INDIANA	*1b	3	0	0	0	0	0	0	1	0	0	0	0	0	0	1	9	3	0	.400
Feb 23	INDIANA	*1b	3	2	1	0	0	0	0	1	0	0	0	0	0	0	1	1	0	0	.389
Feb 24	INDIANA	*1b	4	0	0	0	0	0	0	0	0	0	0	0	0	0	0	2	2	0	.318
Feb 26	LIBERTY	*1b	2	1	0	0	0	0	0	1	0	0	0	0	0	0	1	7	0	0	.292
Feb 27	MIDDLE TENNESSEE	*1b	4	1	2	0	1	0	0	0	0	0	0	0	0	0	1	8	2	0	.321
Mar 01	vs Louisiana Monroe	*1b	3	0	0	0	0	0	0	0	0	0	0	0	0	0	0	11	2	0	.290
Mar 02	vs North Florida	*1b	3	3	2	1	0	0	1	2	0	0	0	0	0	0	1	8	0	0	.324
Mar 02	vs Western Kentucky	*1b	3	1	1	3	0	0	1	0	0	0	0	0	0	0	0	3	1	0	.324
Mar 05	vs Troy	*1b	3	2	2	3	0	1	0	1	0	0	0	0	0	0	1	10	1	0	.350
Mar 08	FRESNO STATE	*1b	4	0	0	0	0	0	0	0	0	0	0	0	0	0	3	8	0	0	.318
Mar 09	FRESNO STATE	*1b	4	1	2	1	1	0	0	0	0	0	1	0	0	0	0	6	1	1	.333
Mar 10	FRESNO STATE	*1b	1	1	1	0	0	0	0	1	0	0	0	0	0	0	0	6	1	0	.347
Totals		16gs	49	15	17	14	4	2	3	10	1	0	1	0	1	0	10	113	16	1	.347

On base pct. .459 • Slugging pct. .694

#21 Trey Lipscomb - 4 games (All games)

Date	Opponent	Pos	AB	R	H	RBI	2B	3B	HR	BB	SB	CS	HBP	SAC	SF	GDP	K	PO	A	E	Avg
Feb 19	NORTHERN KENTUC	ph/dh	1	0	0	0	0	0	0	0	0	0	0	0	0	0	0	0	0	0	.000
Feb 23	INDIANA	ph/ss	1	0	0	0	0	0	0	0	0	0	0	0	0	0	0	0	0	0	.000
Mar 05	vs Troy	ph/3b	1	0	0	1	0	0	0	0	0	0	0	0	0	0	0	0	2	0	.000
Mar 09	FRESNO STATE	ph/3b	2	0	0	0	0	0	0	0	0	0	0	0	0	0	2	0	0	0	.000
Totals		0gs	5	0	0	1	0	0	0	0	0	0	0	0	0	0	2	0	2	0	.000

On base pct. .000 • Slugging pct. .000



2019 Tennessee Baseball  
Individual Game-by-Game for Tennessee (as of Mar 27, 2019)

#12 Ricky Martinez - 26 games (All games)

Date	Opponent	Pos	AB	R	H	RBI	2B	3B	HR	BB	SB	CS	HBP	SAC	SF	GDP	K	PO	A	E	Avg
Feb 15	APPALACHIAN STATE	*ss	4	1	1	0	0	0	0	0	1	0	0	0	0	0	1	2	5	0	.250
Feb 16	APPALACHIAN STATE	*ss	4	0	0	0	0	0	0	0	0	0	0	0	0	0	2	0	1	0	.125
Feb 17	APPALACHIAN STATE	*ss	2	0	0	0	0	0	0	1	1	0	0	0	0	0	0	0	3	1	.100
Feb 19	NORTHERN KENTUC	ss	2	1	2	4	1	0	0	0	0	0	0	0	0	0	0	1	0	0	.250
Feb 22	INDIANA	*ss	4	0	1	0	0	0	0	0	0	0	0	0	0	1	2	1	4	0	.250
Feb 23	INDIANA	*ss	2	2	2	2	1	0	0	2	0	0	0	0	0	0	0	1	0	0	.333
Feb 24	INDIANA	*ss	4	1	1	0	1	0	0	0	0	0	0	0	0	0	0	0	0	0	.318
Feb 26	LIBERTY	*ss	4	2	3	1	1	0	0	0	1	0	0	0	0	0	0	1	2	0	.385
Feb 27	MIDDLE TENNESSEE	*ss	4	0	1	0	0	0	0	0	0	0	0	0	0	0	0	3	3	1	.367
Mar 01	vs Louisiana Monroe	*ss	3	0	0	0	0	0	0	1	0	0	0	0	0	0	1	0	3	0	.333
Mar 02	vs North Florida	*ss	3	1	1	0	0	0	0	3	0	0	0	0	0	0	1	2	3	0	.333
Mar 02	vs Western Kentucky	*ss	2	1	0	0	0	0	0	0	0	0	1	0	0	0	2	1	1	0	.316
Mar 05	vs Troy	*ss	5	1	4	0	1	0	0	0	0	0	0	0	0	0	1	3	4	0	.372
Mar 08	FRESNO STATE	*ss	3	0	2	2	0	0	0	0	0	0	1	0	0	0	1	3	1	1	.391
Mar 09	FRESNO STATE	*ss	3	2	2	1	2	0	0	1	0	1	0	0	0	1	0	2	2	0	.408
Mar 10	FRESNO STATE	*ss	4	1	0	0	0	0	0	0	0	0	1	0	0	0	1	1	3	0	.377
Mar 12	UNC ASHEVILLE	*ss	3	2	2	0	0	0	0	1	0	0	0	0	0	0	0	2	2	0	.393
Mar 13	UNC ASHEVILLE	*ss	4	1	2	1	0	0	0	0	0	0	0	0	0	0	0	2	2	0	.400
Mar 15	at Auburn	*ss	4	0	0	0	0	0	0	0	0	0	0	0	0	0	1	1	2	2	.375
Mar 16	at Auburn	*ss	4	0	0	0	0	0	0	0	0	0	0	0	0	0	0	1	3	0	.353
Mar 17	at Auburn	*ss	4	0	3	0	1	0	0	0	1	0	0	0	0	0	0	2	2	1	.375
Mar 19	at ETSU	*ss	4	1	2	1	0	0	0	0	0	0	0	0	0	0	1	2	4	0	.382
Mar 22	SOUTH CAROLINA	*ss	5	1	2	2	1	0	0	0	0	0	0	0	0	0	2	2	4	0	.383
Mar 23	SOUTH CAROLINA	*ss	4	0	1	0	1	0	0	0	0	0	0	0	0	0	2	3	2	0	.376
Mar 24	SOUTH CAROLINA	*ss	4	2	2	0	0	0	0	0	0	0	0	0	0	0	1	0	3	0	.382
Mar 26	ETSU	*ss	3	0	0	0	0	0	0	0	0	0	0	1	0	0	1	3	1	0	.370
Totals		25gs	92	20	34	14	10	0	0	9	4	1	3	1	0	2	20	39	60	6	.370

On base pct. .442 • Slugging pct. .478

#35 Nico Mascia - 11 games (All games)

Date	Opponent	Pos	AB	R	H	RBI	2B	3B	HR	BB	SB	CS	HBP	SAC	SF	GDP	K	PO	A	E	Avg
Feb 17	APPALACHIAN STATE	ph	1	0	0	0	0	0	0	0	0	0	0	0	0	0	1	0	0	0	.000
Feb 19	NORTHERN KENTUC	pr/of	0	2	0	1	0	0	0	0	0	0	1	0	0	0	0	0	0	0	.000
Feb 22	INDIANA	ph	1	0	0	0	0	0	0	0	0	0	0	0	0	0	0	0	0	0	.000
Feb 23	INDIANA	ph	0	1	0	0	0	0	0	1	0	0	0	0	0	0	0	0	0	0	.000
Feb 24	INDIANA	ph	1	0	0	0	0	0	0	0	0	0	0	0	0	0	1	0	0	0	.000
Mar 09	FRESNO STATE	ph/dh	1	0	1	0	1	0	0	1	0	0	0	0	0	0	0	0	0	0	.250
Mar 10	FRESNO STATE	ph	1	0	0	0	0	0	0	0	0	0	0	0	0	0	1	0	0	0	.200
Mar 12	UNC ASHEVILLE	ph	1	0	0	0	0	0	0	0	0	0	0	0	0	0	1	0	0	0	.167
Mar 19	at ETSU	*dh	1	1	0	0	0	0	0	2	0	0	0	1	0	0	1	0	0	0	.143
Mar 22	SOUTH CAROLINA	*dh	1	0	0	0	0	0	0	1	0	0	0	0	0	0	0	0	0	0	.125
Mar 23	SOUTH CAROLINA	*dh	1	0	0	0	0	0	0	0	0	0	0	1	0	0	1	0	0	0	.111
Totals		3gs	9	4	1	1	1	0	0	5	0	0	1	2	0	0	6	0	0	0	.111

On base pct. .467 • Slugging pct. .222

#15 Will Neely - 6 games (All games)

Date	Opponent	Pos	AB	R	H	RBI	2B	3B	HR	BB	SB	CS	HBP	SAC	SF	GDP	K	PO	A	E	Avg
Feb 17	APPALACHIAN STATE	*p	0	0	0	0	0	0	0	0	0	0	0	0	0	0	0	1	1	0	.000
Feb 24	INDIANA	*p	0	0	0	0	0	0	0	0	0	0	0	0	0	0	0	1	0	2	.000
Mar 02	vs Western Kentucky	*p	0	0	0	0	0	0	0	0	0	0	0	0	0	0	0	1	1	0	.000
Mar 10	FRESNO STATE	*p	0	0	0	0	0	0	0	0	0	0	0	0	0	0	0	0	1	0	.000
Mar 17	at Auburn	*p	0	0	0	0	0	0	0	0	0	0	0	0	0	0	0	1	0	0	.000
Mar 24	SOUTH CAROLINA	*p	0	0	0	0	0	0	0	0	0	0	0	0	0	0	0	0	1	0	.000
Totals		6gs	0	0	0	0	0	0	0	0	0	0	0	0	0	0	0	4	4	2	.000

On base pct. .000 • Slugging pct. .000

2019 Tennessee Baseball  
Individual Game-by-Game for Tennessee (as of Mar 27, 2019)

#15 Will Neely - 6 appearances (All games)

Date	Opponent	GS	IP	H	R	ER	BB	SO	2B	3B	HR	WP	BK	HBP	IBB	Score	W-L	Sv	ERA	NP
Feb 17	APPALACHIAN STATE	*	7.0	6	0	0	0	4	2	0	0	0	0	0	0	3-0	1-0	0	0.00	77
Feb 24	INDIANA	*	2.2	3	2	2	1	3	0	0	2	0	0	1	0	5-3	1-0	0	1.86	48
Mar 02	vs Western Kentucky	*	6.0	5	3	3	1	6	0	0	2	0	0	0	0	6-3	2-0	0	2.87	81
Mar 10	FRESNO STATE	*	3.1	9	8	8	1	3	2	0	1	0	0	0	0	7-10	2-1	0	6.16	59
Mar 17	at Auburn	*	4.1	2	2	2	0	3	1	0	0	0	0	2	0	3-5	2-1	0	5.79	62
Mar 24	SOUTH CAROLINA	*	5.1	4	1	1	3	4	2	0	0	0	0	2	0	6-3	2-1	0	5.02	88
Totals		6	28.2	29	16	16	6	23	7	0	5	0	0	5	0	30-24	2-1	0	5.02	-

#17 Connor Pavolony - 16 games (All games)

Date	Opponent	Pos	AB	R	H	RBI	2B	3B	HR	BB	SB	CS	HBP	SAC	SF	GDP	K	PO	A	E	Avg
Feb 16	APPALACHIAN STATE	*c	3	0	0	0	0	0	0	0	0	0	1	0	0	0	0	16	0	0	.000
Feb 19	NORTHERN KENTUC	*c	2	2	0	0	0	0	0	3	0	0	0	0	0	0	0	11	0	0	.000
Feb 23	INDIANA	*c	3	3	1	0	0	0	0	1	0	0	1	0	0	0	1	17	3	0	.125
Feb 26	LIBERTY	*c	3	0	0	0	0	0	0	1	0	0	0	0	0	0	0	5	0	0	.091
Mar 02	vs North Florida	*c	3	0	1	1	0	0	2	0	0	0	0	0	1	0	0	9	1	0	.143
Mar 05	vs Troy	*c	3	3	2	1	1	0	0	2	0	0	0	0	0	0	0	5	2	0	.235
Mar 09	FRESNO STATE	*c	4	1	1	0	0	1	0	0	0	0	1	0	0	0	2	11	1	0	.238
Mar 10	FRESNO STATE	ph/c	1	0	0	0	0	0	0	0	0	0	0	0	0	0	0	0	0	0	.227
Mar 12	UNC ASHEVILLE	*c	2	1	0	0	0	0	0	1	0	0	0	0	0	0	1	7	2	0	.208
Mar 13	UNC ASHEVILLE	*c	3	1	2	1	2	0	0	1	0	0	0	0	0	0	1	13	0	0	.259
Mar 15	at Auburn	ph	1	0	0	0	0	0	0	0	0	0	0	0	0	0	1	0	0	0	.250
Mar 16	at Auburn	*c	3	0	1	0	0	0	0	1	0	0	0	0	0	0	0	6	0	0	.258
Mar 19	at ETSU	*c	4	0	0	0	0	0	0	0	0	0	0	0	0	0	1	9	0	0	.229
Mar 23	SOUTH CAROLINA	*c	2	0	0	0	0	0	0	0	0	0	0	0	0	0	1	7	0	0	.216
Mar 24	SOUTH CAROLINA	ph/c	1	0	0	1	0	0	0	0	0	0	0	0	0	0	0	0	0	0	.211
Mar 26	ETSU	*c	2	0	1	0	0	0	0	0	0	0	1	0	0	0	0	4	1	0	.225
Totals		13gs	40	11	9	4	3	1	0	12	0	0	4	0	1	0	8	120	10	0	.225

On base pct. .439 • Slugging pct. .350

#28 Elijah Pleasants - 6 appearances (All games)

Date	Opponent	GS	IP	H	R	ER	BB	SO	2B	3B	HR	WP	BK	HBP	IBB	Score	W-L	Sv	ERA	NP
Mar 02	vs North Florida		1.0	0	0	0	0	1	0	0	0	0	0	0	0	10-2	0-0	0	0.00	8
Mar 05	vs Troy		1.0	0	0	0	0	0	0	0	0	0	0	0	0	11-2	0-0	0	0.00	10
Mar 09	FRESNO STATE		0.0	1	1	0	1	0	0	0	0	1	0	0	0	13-9	0-0	0	0.00	7
Mar 13	UNC ASHEVILLE		0.1	0	0	0	0	1	0	0	0	0	0	0	0	7-2	0-0	0	0.00	6
Mar 19	at ETSU		1.0	0	0	0	0	1	0	0	0	0	0	0	0	5-1	0-0	0	0.00	11
Mar 26	ETSU		2.0	0	0	0	0	2	0	0	0	0	0	1	0	5-6	0-0	0	0.00	30
Totals		0	5.1	1	1	0	1	5	0	0	0	1	0	1	0	51-22	0-0	0	0.00	-

2019 Tennessee Baseball  
Individual Game-by-Game for Tennessee (as of Mar 27, 2019)

#7 Jake Rucker - 26 games (All games)

Date	Opponent	Pos	AB	R	H	RBI	2B	3B	HR	BB	SB	CS	HBP	SAC	SF	GDP	K	PO	A	E	Avg
Feb 15	APPALACHIAN STATE	*2b	2	0	1	1	0	0	0	0	0	0	0	0	1	0	0	2	0	0	.500
Feb 16	APPALACHIAN STATE	*2b	3	0	1	0	0	0	0	0	0	0	0	0	0	0	1	1	1	0	.400
Feb 17	APPALACHIAN STATE	*2b	3	0	0	0	0	0	0	0	0	0	0	0	0	0	2	1	3	0	.250
Feb 19	NORTHERN KENTUC	*2b	3	2	0	1	0	0	0	2	0	0	0	0	0	0	0	1	0	0	.182
Feb 22	INDIANA	*2b	4	0	1	0	0	0	0	0	0	0	0	0	0	0	1	0	2	0	.200
Feb 23	INDIANA	*2b	3	0	2	2	1	0	0	0	0	0	0	1	0	0	0	0	0	0	.278
Feb 24	INDIANA	*2b	2	1	1	0	0	0	0	1	0	1	0	0	0	0	0	2	0	0	.300
Feb 26	LIBERTY	*2b	3	0	0	0	0	0	0	0	0	0	0	0	0	0	0	1	1	0	.261
Feb 27	MIDDLE TENNESSEE	*2b	3	0	1	0	0	0	0	0	0	0	0	0	0	1	1	1	2	0	.269
Mar 01	vs Louisiana Monroe	*2b	3	0	0	0	0	0	0	0	0	0	0	0	0	0	0	2	2	0	.241
Mar 02	vs North Florida	*2b	3	2	0	0	0	0	0	1	0	0	0	1	0	0	1	3	2	0	.219
Mar 02	vs Western Kentucky	*2b	2	1	1	0	0	0	0	1	0	0	0	0	0	0	0	1	2	0	.235
Mar 05	vs Troy	*2b	3	0	0	1	0	0	0	1	0	0	0	0	0	0	0	0	3	0	.216
Mar 08	FRESNO STATE	*2b	4	0	0	0	0	0	0	0	0	0	0	0	0	0	1	3	2	0	.195
Mar 09	FRESNO STATE	*2b	3	1	3	1	0	0	0	0	0	0	0	0	0	0	0	0	0	0	.250
Mar 10	FRESNO STATE	*2b	2	1	1	0	0	0	0	0	0	0	0	0	0	0	0	1	3	0	.261
Mar 12	UNC ASHEVILLE	2b	0	0	0	0	0	0	0	0	0	0	0	1	0	0	0	0	0	0	.261
Mar 13	UNC ASHEVILLE	2b	2	0	1	1	1	0	0	0	0	0	0	0	0	0	0	0	0	0	.271
Mar 15	at Auburn	*2b	3	0	0	0	0	0	0	0	0	0	0	0	0	0	0	1	1	0	.255
Mar 16	at Auburn	*2b	1	0	0	0	0	0	0	1	0	0	0	0	0	0	1	2	1	0	.250
Mar 17	at Auburn	2b	2	0	1	0	0	0	0	0	0	0	0	0	0	0	0	1	0	0	.259
Mar 19	at ETSU	pr/2b	0	0	0	0	0	0	0	0	0	0	0	0	0	0	0	0	0	0	.259
Mar 22	SOUTH CAROLINA	ph/2b	2	1	1	2	0	0	0	0	0	0	0	0	0	1	0	0	4	0	.268
Mar 23	SOUTH CAROLINA	pr/2b	2	1	1	0	0	0	0	0	0	0	0	0	0	0	0	1	0	0	.276
Mar 24	SOUTH CAROLINA	*2b	4	1	2	2	0	0	0	0	0	0	0	0	0	0	1	2	2	0	.290
Mar 26	ETSU	*2b	4	0	0	0	0	0	0	0	0	0	0	0	0	0	0	1	5	0	.273
Totals		20gs	66	11	18	11	2	0	0	7	0	1	0	3	1	2	9	27	36	0	.273

On base pct. .338 • Slugging pct. .303

#6 Evan Russell - 24 games (All games)

Date	Opponent	Pos	AB	R	H	RBI	2B	3B	HR	BB	SB	CS	HBP	SAC	SF	GDP	K	PO	A	E	Avg
Feb 15	APPALACHIAN STATE	*of	4	2	2	1	1	0	1	0	0	0	0	0	0	0	0	0	0	0	.500
Feb 16	APPALACHIAN STATE	*of	3	0	1	2	1	0	0	0	0	0	0	0	1	0	1	1	0	0	.429
Feb 17	APPALACHIAN STATE	*of	3	1	1	1	0	0	1	1	0	0	0	0	0	0	1	1	0	0	.400
Feb 19	NORTHERN KENTUC	*of	0	2	0	0	0	0	0	4	1	0	0	0	0	0	0	2	0	0	.400
Feb 22	INDIANA	*of	4	2	3	2	2	0	0	0	0	0	0	0	0	0	1	1	0	0	.500
Feb 23	INDIANA	*of	4	1	2	0	2	0	0	0	0	0	0	0	0	0	1	2	0	0	.500
Feb 24	INDIANA	*of	4	1	1	0	0	0	0	0	0	0	0	0	0	0	1	2	0	0	.455
Feb 26	LIBERTY	*of	4	0	0	0	0	0	0	0	0	0	0	0	0	0	0	1	0	0	.385
Feb 27	MIDDLE TENNESSEE	*of	3	0	0	1	0	0	0	1	0	0	0	0	0	0	1	1	0	0	.345
Mar 01	vs Louisiana Monroe	*of	2	1	0	1	0	0	0	1	0	0	0	0	1	0	0	2	0	2	.323
Mar 02	vs North Florida	*dh	1	1	0	1	0	0	0	4	0	0	0	0	0	0	0	0	0	0	.312
Mar 02	vs Western Kentucky	*dh	3	0	2	0	1	0	0	0	0	0	0	0	0	0	0	0	0	0	.343
Mar 05	vs Troy	*dh	4	0	0	1	0	0	0	0	0	0	0	0	0	0	1	0	0	0	.308
Mar 08	FRESNO STATE	*dh	4	1	1	0	0	0	0	0	0	0	0	0	0	0	2	0	0	0	.302
Mar 09	FRESNO STATE	*dh	2	1	0	0	0	0	0	2	0	0	0	0	0	0	0	0	0	0	.289
Mar 10	FRESNO STATE	*dh	4	0	1	1	0	0	0	1	0	0	0	0	0	0	0	0	0	0	.286
Mar 12	UNC ASHEVILLE	*dh	2	0	1	1	1	0	0	1	0	0	1	0	0	0	0	0	0	0	.294
Mar 13	UNC ASHEVILLE	*of	4	0	0	0	0	0	0	1	0	0	0	0	0	0	2	3	0	0	.273
Mar 15	at Auburn	*dh	3	0	0	0	0	0	0	0	0	0	0	0	0	0	3	0	0	0	.259
Mar 16	at Auburn	ph/dh	2	0	0	0	0	0	0	0	0	0	0	0	0	0	1	0	0	0	.250
Mar 17	at Auburn	*dh	4	0	0	0	0	0	0	0	0	0	0	0	0	0	1	0	0	0	.234
Mar 23	SOUTH CAROLINA	ph/dh	2	0	0	0	0	0	0	0	0	0	0	0	0	0	2	0	0	0	.227
Mar 24	SOUTH CAROLINA	*dh	3	0	1	1	0	0	0	0	0	0	0	0	0	0	2	0	0	0	.232
Mar 26	ETSU	*dh	3	1	2	3	0	0	1	1	0	0	0	0	0	0	0	0	0	0	.250
Totals		22gs	72	14	18	16	8	0	3	17	1	0	1	0	2	0	20	16	0	2	.250

On base pct. .391 • Slugging pct. .486

2019 Tennessee Baseball  
Individual Game-by-Game for Tennessee (as of Mar 27, 2019)

#30 Andrew Schultz - 9 appearances (All games)

Date	Opponent	GS	IP	H	R	ER	BB	SO	2B	3B	HR	WP	BK	HBP	IBB	Score	W-L	Sv	ERA	NP
Feb 17	APPALACHIAN STATE		1.0	0	0	0	1	3	0	0	0	0	0	0	0	3-0	0-0	1	0.00	23
Feb 24	INDIANA		1.0	0	0	0	0	3	0	0	0	0	0	0	0	5-3	0-0	2	0.00	15
Feb 26	LIBERTY		0.2	0	0	0	1	2	0	0	0	0	0	0	0	7-1	0-0	2	0.00	15
Mar 02	vs North Florida		0.2	0	0	0	0	1	0	0	0	0	0	0	0	10-2	0-0	2	0.00	6
Mar 08	FRESNO STATE		1.0	0	0	0	0	1	0	0	0	0	0	0	0	8-3	0-0	2	0.00	13
Mar 10	FRESNO STATE		1.0	1	0	0	2	2	0	0	0	0	0	0	0	7-10	0-0	2	0.00	26
Mar 17	at Auburn		0.1	0	0	0	0	1	0	0	0	0	0	0	0	3-5	0-0	2	0.00	10
Mar 19	at ETSU		1.0	0	0	0	1	2	0	0	0	0	0	0	0	5-1	0-0	2	0.00	16
Mar 23	SOUTH CAROLINA		2.1	1	0	0	1	6	1	0	0	0	0	1	0	2-3	0-0	2	0.00	41
Totals		0	9.0	2	0	0	6	21	1	0	0	0	0	1	0	50-28	0-0	2	0.00	-

#8 Christian Scott - 4 games (All games)

Date	Opponent	Pos	AB	R	H	RBI	2B	3B	HR	BB	SB	CS	HBP	SAC	SF	GDP	K	PO	A	E	Avg
Feb 19	NORTHERN KENTUC	*of/of	4	0	3	1	1	0	0	1	1	0	0	0	0	0	0	3	0	0	.750
Mar 13	UNC ASHEVILLE	*of	2	0	0	0	0	0	0	0	0	0	0	0	0	0	0	1	0	0	.500
Mar 22	SOUTH CAROLINA	of	0	0	0	0	0	0	0	0	0	0	0	0	0	0	0	0	0	0	.500
Mar 26	ETSU	*of	2	0	0	0	0	0	0	0	0	0	0	0	0	0	1	0	0	0	.375
Totals		3gs	8	0	3	1	1	0	0	1	1	0	0	0	0	0	2	4	0	0	.375

On base pct. .444 • Slugging pct. .500

#16 Camden Sewell - 2 games (All games)

Date	Opponent	Pos	AB	R	H	RBI	2B	3B	HR	BB	SB	CS	HBP	SAC	SF	GDP	K	PO	A	E	Avg
Feb 27	MIDDLE TENNESSEE	*p	0	0	0	0	0	0	0	0	0	0	0	0	0	0	0	2	0	0	.000
Mar 12	UNC ASHEVILLE	p	0	0	0	0	0	0	0	0	0	0	0	0	0	0	0	0	1	0	.000
Totals		1gs	0	0	0	0	0	0	0	0	0	0	0	0	0	0	0	2	1	0	.000

On base pct. .000 • Slugging pct. .000

#16 Camden Sewell - 9 appearances (All games)

Date	Opponent	GS	IP	H	R	ER	BB	SO	2B	3B	HR	WP	BK	HBP	IBB	Score	W-L	Sv	ERA	NP
Feb 19	NORTHERN KENTUC		1.0	0	0	0	1	1	0	0	0	0	0	0	0	18-0	0-0	0	0.00	14
Feb 23	INDIANA		1.0	0	0	0	0	3	0	0	0	0	0	0	0	11-0	0-0	0	0.00	17
Feb 27	MIDDLE TENNESSEE	*	6.0	1	0	0	2	5	0	0	0	0	0	0	0	2-0	1-0	0	0.00	79
Mar 05	vs Troy		1.0	1	0	0	2	1	0	0	0	1	0	0	0	11-2	1-0	0	0.00	30
Mar 09	FRESNO STATE		1.0	0	0	0	0	2	0	0	0	0	0	0	0	13-9	1-0	0	0.00	10
Mar 12	UNC ASHEVILLE		3.0	2	1	1	2	4	0	0	0	0	0	0	0	8-4	2-0	0	0.69	54
Mar 15	at Auburn		0.1	0	0	0	1	1	0	0	0	0	0	0	0	0-2	2-0	0	0.68	9
Mar 19	at ETSU		1.0	0	0	0	0	1	0	0	0	0	0	0	0	5-1	2-0	0	0.63	6
Mar 22	SOUTH CAROLINA		0.0	0	0	0	1	0	0	0	0	0	0	0	0	15-5	2-0	0	0.63	5
Totals		1	14.1	4	1	1	9	18	0	0	0	1	0	0	0	83-23	2-0	0	0.63	-

#45 Chase Silseth - 2 games (All games)

Date	Opponent	Pos	AB	R	H	RBI	2B	3B	HR	BB	SB	CS	HBP	SAC	SF	GDP	K	PO	A	E	Avg
Feb 15	APPALACHIAN STATE	p	0	0	0	0	0	0	0	0	0	0	0	0	0	0	0	0	2	0	.000
Mar 10	FRESNO STATE	p	0	0	0	0	0	0	0	0	0	0	0	0	0	0	0	0	1	0	.000
Totals		0gs	0	0	0	0	0	0	0	0	0	0	0	0	0	0	0	0	3	0	.000

On base pct. .000 • Slugging pct. .000

2019 Tennessee Baseball  
Individual Game-by-Game for Tennessee (as of Mar 27, 2019)

#45 Chase Silseth - 11 appearances (All games)

Date	Opponent	GS	IP	H	R	ER	BB	SO	2B	3B	HR	WP	BK	HBP	IBB	Score	W-L	Sv	ERA	NP
Feb 15	APPALACHIAN STATE		1.0	0	0	0	0	0	0	0	0	0	0	0	0	6-0	0-0	0	0.00	11
Feb 23	INDIANA		1.0	1	0	0	0	2	0	0	0	0	0	1	0	11-0	0-0	0	0.00	25
Feb 26	LIBERTY		0.1	0	0	0	0	0	0	0	0	0	0	0	0	7-1	0-0	0	0.00	1
Feb 27	MIDDLE TENNESSEE		1.0	0	0	0	0	2	0	0	0	0	0	0	0	2-0	0-0	0	0.00	8
Mar 05	vs Troy		1.0	0	0	0	0	0	0	0	0	0	0	0	0	11-2	0-0	0	0.00	9
Mar 08	FRESNO STATE		1.0	0	0	0	0	3	0	0	0	2	0	0	0	8-3	0-0	0	0.00	21
Mar 10	FRESNO STATE		1.2	3	2	2	0	2	0	0	1	0	0	1	0	7-10	0-0	0	2.57	29
Mar 13	UNC ASHEVILLE	*	3.0	2	1	1	1	4	1	0	1	0	0	0	0	7-2	0-0	0	2.70	43
Mar 16	at Auburn		1.0	0	0	0	1	0	0	0	0	0	0	0	0	2-5	0-0	0	2.45	8
Mar 19	at ETSU	*	1.0	2	0	0	0	0	0	0	0	0	0	0	0	5-1	0-0	0	2.25	13
Mar 26	ETSU		0.1	3	4	4	1	0	0	0	1	0	0	0	0	5-6	0-1	0	5.11	19
Totals		2	12.1	11	7	7	3	13	1	0	3	2	0	2	0	71-30	0-1	0	5.11	-

#1 Alerick Soularie - 25 games (All games)

Date	Opponent	Pos	AB	R	H	RBI	2B	3B	HR	BB	SB	CS	HBP	SAC	SF	GDP	K	PO	A	E	Avg
Feb 15	APPALACHIAN STATE	pr/dh	1	1	1	1	0	0	0	0	0	0	0	0	0	0	0	0	0	0	1.000
Feb 16	APPALACHIAN STATE	pr	0	0	0	0	0	0	0	0	0	0	0	0	0	0	0	0	0	0	1.000
Feb 17	APPALACHIAN STATE	*dh	2	0	0	1	0	0	0	1	0	0	0	0	0	0	0	0	0	0	.333
Feb 19	NORTHERN KENTUC	ph/of	1	1	0	0	0	0	0	1	0	0	0	0	0	0	0	0	0	0	.250
Feb 22	INDIANA	pr	0	0	0	0	0	0	0	0	0	0	0	0	0	0	0	0	0	0	.250
Feb 23	INDIANA	ph/of	1	0	0	0	0	0	0	0	0	0	0	0	0	0	1	0	0	0	.200
Feb 26	LIBERTY	pr/dh	1	1	0	0	0	0	0	0	0	0	0	0	0	0	0	0	0	0	.167
Feb 27	MIDDLE TENNESSEE	*dh	4	0	3	0	0	0	0	0	0	0	0	0	0	0	0	0	0	0	.400
Mar 01	vs Louisiana Monroe	*dh	3	1	1	3	0	0	1	1	0	1	0	0	0	1	0	0	0	0	.385
Mar 02	vs North Florida	*of	5	0	1	2	1	0	0	0	0	0	0	0	0	0	2	1	0	0	.333
Mar 02	vs Western Kentucky	*of	3	1	1	0	0	0	0	0	0	0	0	0	0	0	0	3	0	0	.333
Mar 05	vs Troy	*of	3	1	0	0	0	0	0	1	0	0	0	0	0	0	1	1	0	0	.292
Mar 08	FRESNO STATE	*of	2	2	2	3	0	0	1	2	0	0	0	0	0	0	0	0	0	0	.346
Mar 09	FRESNO STATE	*of/of	5	3	3	3	0	0	2	1	0	0	0	0	0	0	0	4	0	0	.387
Mar 10	FRESNO STATE	*of	3	0	1	0	0	0	0	2	0	0	0	0	0	0	2	2	0	0	.382
Mar 12	UNC ASHEVILLE	*of	4	1	2	1	0	0	1	0	0	0	0	0	0	0	0	4	0	0	.395
Mar 13	UNC ASHEVILLE	*2b/of	3	2	1	2	0	0	1	1	1	0	0	0	0	0	0	0	1	0	.390
Mar 15	at Auburn	*of	4	0	1	0	0	0	0	0	0	0	0	0	0	0	0	3	0	1	.378
Mar 16	at Auburn	*of	4	0	1	1	0	0	0	0	0	0	0	0	0	0	2	1	0	0	.367
Mar 17	at Auburn	*of	4	2	2	1	0	0	1	1	0	0	0	0	0	0	0	0	0	0	.377
Mar 19	at ETSU	*of	4	0	1	0	0	0	0	0	0	0	0	0	0	0	1	1	0	0	.368
Mar 22	SOUTH CAROLINA	*of	3	3	3	2	2	0	0	2	1	0	0	0	0	0	0	1	0	0	.400
Mar 23	SOUTH CAROLINA	*of	4	0	2	1	0	0	0	1	1	0	0	0	0	0	1	3	0	0	.406
Mar 24	SOUTH CAROLINA	*of	2	1	0	0	0	0	0	1	0	0	1	0	0	0	0	2	0	0	.394
Mar 26	ETSU	*of	3	1	0	0	0	0	0	1	0	0	0	0	0	1	0	3	0	0	.377
Totals		19gs	69	21	26	21	3	0	7	16	3	1	1	0	0	2	10	29	1	1	.377

On base pct. .500 • Slugging pct. .725

#27 Garrett Stallings - 4 games (All games)

Date	Opponent	Pos	AB	R	H	RBI	2B	3B	HR	BB	SB	CS	HBP	SAC	SF	GDP	K	PO	A	E	Avg
Feb 15	APPALACHIAN STATE	*p	0	0	0	0	0	0	0	0	0	0	0	0	0	0	0	1	0	0	.000
Feb 22	INDIANA	*p	0	0	0	0	0	0	0	0	0	0	0	0	0	0	0	2	0	0	.000
Mar 01	vs Louisiana Monroe	*p	0	0	0	0	0	0	0	0	0	0	0	0	0	0	0	2	2	0	.000
Mar 22	SOUTH CAROLINA	*p	0	0	0	0	0	0	0	0	0	0	0	0	0	0	0	2	0	0	.000
Totals		4gs	0	0	0	0	0	0	0	0	0	0	0	0	0	0	0	5	4	0	.000

On base pct. .000 • Slugging pct. .000



2019 Tennessee Baseball  
Individual Game-by-Game for Tennessee (as of Mar 27, 2019)

#27 Garrett Stallings - 6 appearances (All games)

Date	Opponent	GS	IP	H	R	ER	BB	SO	2B	3B	HR	WP	BK	HBP	IBB	Score	W-L	Sv	ERA	NP
Feb 15	APPALACHIAN STATE	*	7.0	1	0	0	0	8	0	0	0	1	0	0	0	6-0	1-0	0	0.00	88
Feb 22	INDIANA	*	7.0	5	1	1	0	9	0	1	1	0	0	1	0	5-1	2-0	0	0.64	98
Mar 01	vs Louisiana Monroe	*	7.2	8	2	1	1	10	0	1	0	0	0	0	0	7-2	3-0	0	0.83	101
Mar 08	FRESNO STATE	*	6.0	11	3	3	1	8	0	0	0	1	0	0	0	8-3	4-0	0	1.63	97
Mar 15	at Auburn	*	7.2	7	2	0	1	7	2	0	0	0	0	0	0	0-2	4-1	0	1.27	97
Mar 22	SOUTH CAROLINA	*	5.0	8	4	3	1	6	2	0	2	1	0	0	0	15-5	5-1	0	1.79	91
Totals		6	40.1	40	12	8	4	48	4	2	3	3	0	1	0	41-13	5-1	0	1.79	-

#29 Daniel Vasquez - 1 game (All games)

Date	Opponent	Pos	AB	R	H	RBI	2B	3B	HR	BB	SB	CS	HBP	SAC	SF	GDP	K	PO	A	E	Avg
Mar 13	UNC ASHEVILLE	p	0	0	0	0	0	0	0	0	0	0	0	0	0	0	0	0	1	0	.000
Totals		ogs	0	0	0	0	0	0	0	0	0	0	0	0	0	0	0	0	1	0	.000

On base pct. .000 • Slugging pct. .000

#29 Daniel Vasquez - 1 appearance (All games)

Date	Opponent	GS	IP	H	R	ER	BB	SO	2B	3B	HR	WP	BK	HBP	IBB	Score	W-L	Sv	ERA	NP
Mar 13	UNC ASHEVILLE		0.2	0	0	0	0	0	0	0	0	0	0	0	0	7-2	0-0	0	0.00	8
Totals		0	0.2	0	0	0	0	0	0	0	0	0	0	0	0	7-2	0-0	0	0.00	-

#18 Chase Wallace - 2 games (All games)

Date	Opponent	Pos	AB	R	H	RBI	2B	3B	HR	BB	SB	CS	HBP	SAC	SF	GDP	K	PO	A	E	Avg
Feb 17	APPALACHIAN STATE	p	0	0	0	0	0	0	0	0	0	0	0	0	0	0	0	0	1	0	.000
Feb 23	INDIANA	p	0	0	0	0	0	0	0	0	0	0	0	0	0	0	0	1	0	0	.000
Totals		ogs	0	0	0	0	0	0	0	0	0	0	0	0	0	0	0	1	1	0	.000

On base pct. .000 • Slugging pct. .000

#18 Chase Wallace - 6 appearances (All games)

Date	Opponent	GS	IP	H	R	ER	BB	SO	2B	3B	HR	WP	BK	HBP	IBB	Score	W-L	Sv	ERA	NP
Feb 17	APPALACHIAN STATE		1.0	0	0	0	0	2	0	0	0	0	0	0	0	3-0	0-0	0	0.00	16
Feb 23	INDIANA		1.0	0	0	0	0	3	0	0	0	1	0	2	0	11-0	0-0	0	0.00	26
Feb 27	MIDDLE TENNESSEE		0.2	0	0	0	0	0	0	0	0	0	0	1	0	2-0	0-0	0	0.00	8
Mar 10	FRESNO STATE		0.2	0	0	0	1	0	0	0	0	0	0	0	0	7-10	0-0	0	0.00	8
Mar 13	UNC ASHEVILLE		0.2	2	1	1	1	0	1	0	0	0	0	0	0	7-2	0-0	0	2.25	20
Mar 19	at ETSU		1.0	1	0	0	0	1	0	0	0	0	0	1	0	5-1	0-0	0	1.80	16
Totals		0	5.0	3	1	1	2	6	1	0	0	1	0	4	0	35-13	0-0	0	1.80	-

#46 Redmond Walsh - 2 games (All games)

Date	Opponent	Pos	AB	R	H	RBI	2B	3B	HR	BB	SB	CS	HBP	SAC	SF	GDP	K	PO	A	E	Avg
Feb 22	INDIANA	p	0	0	0	0	0	0	0	0	0	0	0	0	0	0	0	1	0	0	.000
Mar 10	FRESNO STATE	p	0	0	0	0	0	0	0	0	0	0	0	0	0	0	0	1	0	0	.000
Totals		ogs	0	0	0	0	0	0	0	0	0	0	0	0	0	0	0	2	0	0	.000

On base pct. .000 • Slugging pct. .000

2019 Tennessee Baseball  
Individual Game-by-Game for Tennessee (as of Mar 27, 2019)

#46 Redmond Walsh - 11 appearances (All games)

Date	Opponent	GS	IP	H	R	ER	BB	SO	2B	3B	HR	WP	BK	HBP	IBB	Score	W-L	Sv	ERA	NP
Feb 15	APPALACHIAN STATE		1.0	0	0	0	1	1	0	0	0	0	0	0	0	6-0	0-0	0	0.00	17
Feb 22	INDIANA		2.0	0	0	0	0	1	0	0	0	0	0	0	0	5-1	0-0	1	0.00	21
Feb 27	MIDDLE TENNESSEE		1.0	0	0	0	0	1	0	0	0	0	0	0	0	2-0	0-0	2	0.00	13
Mar 02	vs Western Kentucky		1.0	1	0	0	0	1	0	0	0	0	0	0	0	6-3	0-0	3	0.00	11
Mar 08	FRESNO STATE		1.0	1	0	0	1	0	0	0	0	0	0	0	0	8-3	0-0	3	0.00	18
Mar 09	FRESNO STATE		0.0	0	0	0	0	0	0	0	0	0	0	0	0	13-9	0-0	3	0.00	-
Mar 10	FRESNO STATE		2.1	3	0	0	0	2	0	0	0	0	0	0	0	7-10	0-0	3	0.00	21
Mar 16	at Auburn		2.1	4	0	0	0	2	0	0	0	0	0	0	0	2-5	0-0	3	0.00	33
Mar 19	at ETSU		1.0	1	0	0	0	2	1	0	0	0	0	0	0	5-1	0-0	3	0.00	15
Mar 22	SOUTH CAROLINA		1.2	1	0	0	0	2	1	0	0	0	0	0	0	15-5	0-0	3	0.00	22
Mar 26	ETSU		1.0	1	0	0	0	1	0	0	0	0	0	0	0	5-6	0-0	3	0.00	12
Totals		0	14.1	12	0	0	2	13	2	0	0	0	0	0	0	74-43	0-0	3	0.00	-



## Individual Career History



### Justin Ammons

Year	avg	gp-gs	ab	r	h	2b	3b	hr	rbi	bb	so	sb-att
2017	.250	48-47	184	26	46	11	1	2	15	28	35	5-10
2018	.274	55-55	212	34	58	8	3	3	22	25	36	6-6
2019	.329	26-23	85	24	28	6	0	2	10	21	13	8-12
TOTAL	.274	129-125	481	84	132	25	4	7	47	74	84	19-28

#### SINGLE-GAME HIGHS [all-time ranking]:

Hits: 4 [t-5th], Florida, Apr 08, 2018; vs UC Irvine, Feb 25, 2017

Doubles: 3 [t-2nd], vs UC Irvine, Feb 25, 2017

Triples: 1 [t-1st], 4 times

Home runs: 1 [t-10th], 7 times

Total bases: 9 [t-3rd], vs UC Irvine, Feb 25, 2017

RBI: 2, 10 times

Runs scored: 3, 4 times

Walks: 4 [t-2nd], Indiana, Feb 23, 2019

Hit by pitch: 2 [t-1st], Middle Tennessee, Mar 04, 2018

Struck out: 4 [t-1st], at Florida, Apr 07, 2017

Sac flies: 1 [t-4th], vs North Florida, Mar 02, 2019

Sac bunts: 2 [t-1st], at Texas A&M, Apr 23, 2017

At bats: 6 [t-8th], at Florida, Apr 07, 2017; Florida, Apr 08, 2018

Stolen bases: 2 [t-8th], Maryland, Feb 18, 2018

Caught stealing: 2 [t-1st], ETSU, May 02, 2017

Field chances: 5, Texas A&M, Apr 21, 2018; at Georgia Bulldogs, Apr 28, 2018

Putouts: 5, Texas A&M, Apr 21, 2018; at Georgia Bulldogs, Apr 28, 2018

Assists: 1, 7 times

### Jay Charleston

Year	avg	gp-gs	ab	r	h	2b	3b	hr	rbi	bb	so	sb-att
2017	.250	25-12	48	9	12	0	0	0	3	5	14	5-6
2018	.285	56-55	228	42	65	6	0	4	26	21	52	21-26
2019	.237	26-26	97	20	23	6	0	0	12	18	15	21-22
TOTAL	.268	107-93	373	71	100	12	0	4	41	44	81	47-54

#### SINGLE-GAME HIGHS [all-time ranking]:

Hits: 4 [t-5th], at Georgia Bulldogs, Apr 29, 2018; ETSU, Mar 20, 2018

Doubles: 2 [t-6th], Belmont, Apr 03, 2018

Home runs: 1 [t-10th], at Georgia Bulldogs, Apr 27, 2018; Maryland, Feb 18, 2018; at Western Carolina, Mar 27, 2018

Total bases: 6, at Western Carolina, Mar 27, 2018

RBI: 3, Middle Tennessee, Feb 27, 2018; vs North Florida, Mar 02, 2019

Runs scored: 4 [t-2nd], South Carolina, Mar 22, 2019

Walks: 2, 5 times

Hit by pitch: 1, 9 times

Struck out: 3, 6 times

Sac flies: 1 [t-4th], Appalachian State, Feb 15, 2019; Cincinnati, Mar 11, 2017; at Mizzou, May 19, 2018

Sac bunts: 2 [t-1st], Alabama, Mar 25, 2018

At bats: 6 [t-8th], 5 times

Stolen bases: 3 [t-1st], at Georgia Bulldogs, Apr 29, 2018; Appalachian State, Feb 16, 2019

Caught stealing: 1 [t-5th], 7 times

Field chances: 10, at LSU, Apr 14, 2018; at Cincinnati, Mar 11, 2018

Putouts: 8, Liberty, Feb 26, 2019

Assists: 6, at LSU, Apr 14, 2018



## Individual Career History



### Garrett Crochet

Year	era	w-l	app	gs	cg	sho	sv	ip	h	r	er	bb	so
2018	5.51	5-6	17	6	0	0/0	1	63.2	68	49	39	26	62
2019	2.11	2-1	8	0	0	0/1	3	21.1	13	6	5	4	34
TOTAL	4.66	7-7	25	6	0	0/1	4	85.0	81	55	44	30	96

#### SINGLE-GAME HIGHS [all-time ranking]:

Innings pitched: 8.0, at Cincinnati, Mar 09, 2018

Walks allowed: 4, at South Carolina, Mar 29, 2018; at Mizzou, May 17, 2018

Strikeouts: 9 [t-9th], Appalachian State, Feb 16, 2019; Indiana, Feb 24, 2019

Batters faced: 31, at Cincinnati, Mar 09, 2018

Field chances: 4, at Cincinnati, Mar 09, 2018

Putouts: 1, 4 times

Assists: 4, at Cincinnati, Mar 09, 2018

Runners CS: 1, at Cincinnati, Mar 09, 2018; at Auburn, Mar 17, 2019

### Zach Daniels

Year	avg	gp-gs	ab	r	h	2b	3b	hr	rbi	bb	so	sb-att
2018	.161	35-28	93	18	15	2	0	5	16	24	40	2-2
2019	.208	13-4	24	3	5	0	0	0	4	2	12	0-0
TOTAL	.171	48-32	117	21	20	2	0	5	20	26	52	2-2

#### SINGLE-GAME HIGHS [all-time ranking]:

Hits: 2, UNCG, Feb 24, 2018; UNCG, Feb 25, 2018; UNC Asheville, Mar 12, 2019

Doubles: 1, Memphis, Mar 03, 2018; at Cincinnati, Mar 11, 2018

Home runs: 1 [t-10th], 5 times

Total bases: 5, UNCG, Feb 24, 2018; UNCG, Feb 25, 2018

RBI: 4, Lipscomb, Feb 20, 2018

Runs scored: 2, Tennessee Tech, Apr 25, 2018; UNCG, Feb 24, 2018; UNCG, Feb 25, 2018

Walks: 4 [t-2nd], ETSU, Mar 02, 2018

Hit by pitch: 1, Western Carolina, Mar 14, 2018

Struck out: 3, Maryland, Feb 18, 2018; Northern Kentucky, Feb 19, 2019

Sac bunts: 1, Memphis, Mar 03, 2018

At bats: 6 [t-8th], at Western Carolina, Mar 27, 2018

Stolen bases: 1, James Madison, Mar 06, 2018; ETSU, Mar 20, 2018

Field chances: 5, UNCG, Feb 24, 2018; UNCG, Feb 25, 2018; Middle Tennessee, Mar 04, 2018

Putouts: 4, 5 times

Assists: 1, Maryland, Feb 18, 2018



## Individual Career History



### Pete Derkay

Year	avg	gp-gs	ab	r	h	2b	3b	hr	rbi	bb	so	sb-att
2017	.288	51-50	160	22	46	6	1	1	18	37	21	3-4
2018	.254	56-55	189	21	48	15	1	0	32	41	34	2-2
2019	.171	19-12	35	4	6	2	0	1	2	7	8	1-1
TOTAL	.260	126-117	384	47	100	23	2	2	52	85	63	6-7

#### SINGLE-GAME HIGHS [all-time ranking]:

Hits: 4 [t-5th], vs UC Irvine, Feb 25, 2017

Doubles: 1, 23 times

Triples: 1 [t-1st], vs Seton Hall, Feb 24, 2017; UNCG, Feb 24, 2018

Home runs: 1 [t-10th], Austin Peay, Mar 15, 2017; at Auburn, Mar 16, 2019

Total bases: 5, vs Seton Hall, Feb 24, 2017

RBI: 4, at Western Carolina, Mar 27, 2018

Runs scored: 3, Austin Peay, Mar 15, 2017

Walks: 3 [t-7th], Middle Tennessee, Apr 04, 2017; UNCG, Feb 25, 2018; at Cincinnati, Mar 10, 2018

Hit by pitch: 2 [t-1st], Austin Peay, Mar 15, 2017; at Kentucky, May 14, 2017

Struck out: 3, at Mizzou, May 18, 2018

Sac flies: 1 [t-4th], 6 times

Sac bunts: 1, UNC Asheville, Mar 12, 2019; Vanderbilt, May 13, 2018

At bats: 6 [t-8th], at Texas A&M, Apr 23, 2017; at Western Carolina, Mar 27, 2018; at Mizzou, May 17, 2018

Stolen bases: 1, 6 times

Caught stealing: 1 [t-5th], at LMU, Feb 22, 2017

Field chances: 15, at Texas A&M, Apr 23, 2017; Kentucky, May 05, 2018

Putouts: 14, at Texas A&M, Apr 23, 2017; Kentucky, May 05, 2018

Assists: 4, UNCG, Feb 24, 2018

Runners CS: 1, 5 times

### Matthew Ellis

#### SINGLE-GAME HIGHS [all-time ranking]:



## Individual Career History



### Max Ferguson

Year	avg	gp-gs	ab	r	h	2b	3b	hr	rbi	bb	so	sb-att
2019	.250	18-8	36	4	9	1	1	0	5	5	3	2-2
TOTAL	.250	18-8	36	4	9	1	1	0	5	5	3	2-2

#### SINGLE-GAME HIGHS [all-time ranking]:

Hits: 2, at Auburn, Mar 17, 2019; South Carolina, Mar 23, 2019

Doubles: 1, South Carolina, Mar 23, 2019

Triples: 1 [t-1st], at Auburn, Mar 17, 2019

Total bases: 4, at Auburn, Mar 17, 2019

RBI: 1, 5 times

Runs scored: 1, 4 times

Walks: 2, South Carolina, Mar 24, 2019

Struck out: 1, Liberty, Feb 26, 2019; UNC Asheville, Mar 13, 2019; South Carolina, Mar 23, 2019

Sac flies: 1 [t-4th], South Carolina, Mar 24, 2019

Sac bunts: 1, Fresno State, Mar 09, 2019

At bats: 5, South Carolina, Mar 22, 2019

Stolen bases: 1, at ETSU, Mar 19, 2019; South Carolina, Mar 24, 2019

Field chances: 11, South Carolina, Mar 24, 2019

Putouts: 11, South Carolina, Mar 24, 2019

Assists: 3, at Auburn, Mar 17, 2019

### Landon Gray

Year	avg	gp-gs	ab	r	h	2b	3b	hr	rbi	bb	so	sb-att
2019	.196	18-13	46	2	9	2	1	2	4	5	9	0-0
TOTAL	.196	18-13	46	2	9	2	1	2	4	5	9	0-0

#### SINGLE-GAME HIGHS [all-time ranking]:

Hits: 3, Appalachian State, Feb 17, 2019

Doubles: 1, Indiana, Feb 22, 2019; Indiana, Feb 24, 2019

Triples: 1 [t-1st], South Carolina, Mar 22, 2019

Home runs: 1 [t-10th], Appalachian State, Feb 17, 2019; South Carolina, Mar 22, 2019

Total bases: 7, South Carolina, Mar 22, 2019

RBI: 2, South Carolina, Mar 22, 2019

Runs scored: 1, Appalachian State, Feb 17, 2019; South Carolina, Mar 22, 2019

Walks: 2, Fresno State, Mar 08, 2019

Struck out: 2, at Auburn, Mar 15, 2019

Sac bunts: 1, South Carolina, Mar 24, 2019

At bats: 5, South Carolina, Mar 22, 2019

Field chances: 17 [t-4th], Fresno State, Mar 08, 2019

Putouts: 15 [t-6th], Indiana, Feb 24, 2019

Assists: 4, vs Louisiana Monroe, Mar 01, 2019; Fresno State, Mar 08, 2019

Runners CS: 2 [t-1st], Fresno State, Mar 08, 2019





## Individual Career History



### Will Heflin

Year	avg	gp-gs	ab	r	h	2b	3b	hr	rbi	bb	so	sb-att
2017	.171	21-7	35	3	6	1	0	0	6	2	7	1-1
2018	.000	4-0	1	1	0	0	0	0	0	0	1	0-0
TOTAL	.167	25-7	36	4	6	1	0	0	6	2	8	1-1

Year	era	w-l	app	gs	cg	sho	sv	ip	h	r	er	bb	so
2017	2.93	0-0	12	0	0	0/1	0	15.1	13	5	5	8	8
2018	5.63	4-3	17	5	0	0/0	0	38.1	45	27	24	23	28
2019	2.89	2-0	11	1	0	0/2	0	9.1	6	3	3	7	15
TOTAL	4.57	6-3	40	6	0	0/3	0	63.0	64	35	32	38	51

#### SINGLE-GAME HIGHS [all-time ranking]:

Hits: 2, ETSU, May 02, 2017

Doubles: 1, ETSU, May 02, 2017

Total bases: 3, ETSU, May 02, 2017

RBI: 2, ETSU, May 02, 2017; Arkansas, May 04, 2017

Runs scored: 2, ETSU, May 02, 2017

Walks: 1, Belmont, May 09, 2017; at Eastern Kentucky, May 10, 2017

Struck out: 3, at ETSU, Apr 11, 2017

Sac flies: 1 [t-4th], at Florida, Apr 07, 2017

At bats: 4, at ETSU, Apr 11, 2017; ETSU, May 02, 2017; Arkansas, May 04, 2017

Stolen bases: 1, Belmont, May 09, 2017

Innings pitched: 6.0, at ETSU, Apr 17, 2018

Walks allowed: 4, Tennessee Tech, Apr 25, 2018

Strikeouts: 8, UNC Asheville, Mar 13, 2019

Batters faced: 24, at ETSU, Apr 17, 2018

Field chances: 2, Austin Peay, Mar 15, 2017; South Carolina, Mar 19, 2017

Putouts: 2, Austin Peay, Mar 15, 2017; South Carolina, Mar 19, 2017

Assists: 1, 6 times

Runners CS: 1, Tennessee Tech, Apr 25, 2018; Middle Tennessee, Feb 27, 2018

### Sean Hunley

Year	era	w-l	app	gs	cg	sho	sv	ip	h	r	er	bb	so
2018	2.64	7-3	15	14	1	1/1	0	75.0	77	25	22	18	53
2019	3.12	3-0	7	4	0	0/1	0	26.0	19	10	9	9	16
TOTAL	2.76	10-3	22	18	1	1/2	0	101.0	96	35	31	27	69

#### SINGLE-GAME HIGHS [all-time ranking]:

Innings pitched: 9.0 [t-1st], Western Carolina, Mar 14, 2018

Walks allowed: 3, 4 times

Strikeouts: 11 [5th], UT Martin, Apr 10, 2018

Batters faced: 32, Western Carolina, Mar 14, 2018

Field chances: 3, vs Troy, Mar 05, 2019

Putouts: 1, Arkansas Pine Bluff, Feb 28, 2018; vs Troy, Mar 05, 2019; ETSU, Mar 26, 2019

Assists: 2, 4 times

Runners CS: 1, 5 times



## Individual Career History



### Richard Jackson

Year	era	w-l	app	gs	cg	sho	sv	ip	h	r	er	bb	so
2016	6.23	0-0	4	0	0	0/0	0	4.1	5	3	3	2	4
2017	3.38	0-0	2	0	0	0/0	0	2.2	1	1	1	0	1
2018	12.15	0-0	8	0	0	0/0	0	6.2	14	10	9	3	6
2019	0.00	0-0	4	0	0	0/1	1	4.0	1	0	0	1	4
TOTAL	6.62	0-0	18	0	0	0/1	1	17.2	21	14	13	6	15

#### SINGLE-GAME HIGHS [all-time ranking]:

Innings pitched: 2.2, James Madison, Mar 07, 2018

Walks allowed: 1, 6 times

Strikeouts: 3, James Madison, Mar 07, 2018; Western Kentucky, Mar 08, 2016

Batters faced: 16, James Madison, Mar 07, 2018

Field chances: 1, 5 times

Putouts: 1, Liberty, Feb 26, 2019

Assists: 1, 4 times

### Austin Knight

Year	avg	gp-gs	ab	r	h	2b	3b	hr	rbi	bb	so	sb-att
2019	.143	8-1	7	4	1	0	0	0	1	2	1	1-1
TOTAL	.143	8-1	7	4	1	0	0	0	1	2	1	1-1

#### SINGLE-GAME HIGHS [all-time ranking]:

Hits: 1, Fresno State, Mar 09, 2019

Total bases: 1, Fresno State, Mar 09, 2019

RBI: 1, Indiana, Feb 23, 2019

Runs scored: 2, Northern Kentucky, Feb 19, 2019

Walks: 2, Northern Kentucky, Feb 19, 2019

Struck out: 1, vs Troy, Mar 05, 2019

Sac flies: 1 [t-4th], Indiana, Feb 23, 2019

At bats: 2, Northern Kentucky, Feb 19, 2019

Stolen bases: 1, Northern Kentucky, Feb 19, 2019

Field chances: 1, Northern Kentucky, Feb 19, 2019

Assists: 1, Northern Kentucky, Feb 19, 2019



Individual Career History



Tanner Kohlhepp

Year	era	w-l	app	gs	cg	sho	sv	ip	h	r	er	bb	so
2019	15.00	0-0	5	0	0	0/1	0	3.0	3	5	5	5	4
TOTAL	15.00	0-0	5	0	0	0/1	0	3.0	3	5	5	5	4

SINGLE-GAME HIGHS [all-time ranking]:  
Innings pitched: 1.0, Northern Kentucky, Feb 19, 2019; vs Troy, Mar 05, 2019  
Walks allowed: 3, Fresno State, Mar 09, 2019  
Strikeouts: 2, vs Troy, Mar 05, 2019  
Batters faced: 6, Fresno State, Mar 09, 2019  
Field chances: 1, Fresno State, Mar 09, 2019  
Assists: 1, Fresno State, Mar 09, 2019

Paul Komistek

SINGLE-GAME HIGHS [all-time ranking]:



## Individual Career History



### Zach Linginfelter

Year	avg	gp-gs	ab	r	h	2b	3b	hr	rbi	bb	so	sb-att
2017	.000	1-0	1	0	0	0	0	0	0	0	1	0-0
2018	.000	1-1	0	0	0	0	0	0	0	0	0	0-0
TOTAL	.000	2-1	1	0	0	0	0	0	0	0	1	0-0

Year	era	w-l	app	gs	cg	sho	sv	ip	h	r	er	bb	so
2017	3.67	3-4	22	6	0	0/1	3	56.1	48	29	23	25	61
2018	3.93	3-4	18	4	0	0/0	2	55.0	45	28	24	38	71
2019	2.29	4-2	6	6	0	0/2	0	35.1	17	10	9	12	39
TOTAL	3.44	10-10	46	16	0	0/3	5	146.2	110	67	56	75	171

#### SINGLE-GAME HIGHS [all-time ranking]:

Struck out: 1, at Vanderbilt, Apr 29, 2017

At bats: 1, at Vanderbilt, Apr 29, 2017

Innings pitched: 7.0, at Texas A&M, Apr 23, 2017; vs North Florida, Mar 02, 2019; at Mizzou, May 17, 2018

Walks allowed: 6 [t-1st], Florida, Apr 08, 2018; UNCG, Feb 23, 2018

Strikeouts: 14 [1st], at Mizzou, May 17, 2018

Batters faced: 28, vs North Florida, Mar 02, 2019; at Mizzou, May 17, 2018

Field chances: 3, Georgia, Apr 02, 2017; at Memphis, Feb 18, 2017; at Kentucky, May 14, 2017

Putouts: 2, at Memphis, Feb 18, 2017

Assists: 3, Georgia, Apr 02, 2017; at Kentucky, May 14, 2017

Runners CS: 2 [t-1st], at Mizzou, May 17, 2018

### Andre Lipcius

Year	avg	gp-gs	ab	r	h	2b	3b	hr	rbi	bb	so	sb-att
2017	.275	52-52	193	32	53	11	2	1	26	31	36	9-13
2018	.315	56-55	203	39	64	11	0	7	42	28	29	2-3
2019	.278	26-26	97	17	27	7	0	6	27	17	11	6-7
TOTAL	.292	134-133	493	88	144	29	2	14	95	76	76	17-23

#### SINGLE-GAME HIGHS [all-time ranking]:

Hits: 4 [t-5th], at Memphis, Feb 19, 2017; Kentucky, May 04, 2018

Doubles: 3 [t-2nd], at Memphis, Feb 19, 2017

Triples: 1 [t-1st], at Florida, Apr 08, 2017; Georgia, Mar 31, 2017

Home runs: 2 [t-1st], ETSU, Mar 02, 2018

Total bases: 9 [t-3rd], ETSU, Mar 02, 2018

RBI: 6 [t-2nd], Maryland, Feb 18, 2018

Runs scored: 4 [t-2nd], ETSU, Mar 02, 2018

Walks: 3 [t-7th], 4 times

Hit by pitch: 1, 10 times

Struck out: 3, at Mississippi State, Mar 24, 2017

Sac flies: 1 [t-4th], 8 times

At bats: 6 [t-8th], Middle Tennessee, Mar 04, 2018

Stolen bases: 1, 17 times

Caught stealing: 1 [t-5th], 6 times

Field chances: 15, Norfolk State, Mar 05, 2017; South Carolina, Mar 19, 2017

Putouts: 15 [t-6th], Norfolk State, Mar 05, 2017; South Carolina, Mar 19, 2017

Assists: 7 [t-7th], Kentucky, May 05, 2018



## Individual Career History



### Luc Lipcius

Year	avg	gp-gs	ab	r	h	2b	3b	hr	rbi	bb	so	sb-att
2017	.256	33-20	86	8	22	3	0	1	8	9	16	3-4
2018	.125	20-4	24	4	3	0	0	0	0	7	8	0-0
2019	.347	16-16	49	15	17	4	2	3	14	10	10	1-1
TOTAL	.264	69-40	159	27	42	7	2	4	22	26	34	4-5

#### SINGLE-GAME HIGHS [all-time ranking]:

Hits: 3, Northern Kentucky, Feb 19, 2019

Doubles: 1, 7 times

Triples: 1 [t-1st], Northern Kentucky, Feb 19, 2019; vs Troy, Mar 05, 2019

Home runs: 1 [t-10th], 4 times

Total bases: 8 [t-8th], Northern Kentucky, Feb 19, 2019

RBI: 5 [t-6th], Northern Kentucky, Feb 19, 2019

Runs scored: 3, vs North Florida, Mar 02, 2019

Walks: 2, Texas A&M, Apr 21, 2018; Appalachian State, Feb 16, 2019; vs North Florida, Mar 02, 2019

Hit by pitch: 2 [t-1st], Belmont, May 09, 2017

Struck out: 3, at Texas A&M, Apr 23, 2017; Fresno State, Mar 08, 2019

Sac flies: 1 [t-4th], Tennessee Tech, Apr 25, 2018; Appalachian State, Feb 15, 2019

Sac bunts: 1, Morehead State, May 16, 2017

At bats: 6 [t-8th], at Texas A&M, Apr 23, 2017

Stolen bases: 1, 4 times

Caught stealing: 1 [t-5th], at Vanderbilt, Apr 28, 2017

Field chances: 13, vs Louisiana Monroe, Mar 01, 2019

Putouts: 11, 4 times

Assists: 3, Indiana, Feb 22, 2019

### Trey Lipscomb

Year	avg	gp-gs	ab	r	h	2b	3b	hr	rbi	bb	so	sb-att
2019	.000	4-0	5	0	0	0	0	0	1	0	2	0-0
TOTAL	.000	4-0	5	0	0	0	0	0	1	0	2	0-0

#### SINGLE-GAME HIGHS [all-time ranking]:

RBI: 1, vs Troy, Mar 05, 2019

Struck out: 2, Fresno State, Mar 09, 2019

At bats: 2, Fresno State, Mar 09, 2019

Field chances: 2, vs Troy, Mar 05, 2019

Assists: 2, vs Troy, Mar 05, 2019



## Individual Career History



### Ricky Martinez

Year	avg	gp-gs	ab	r	h	2b	3b	hr	rbi	bb	so	sb-att
2019	.370	26-25	92	20	34	10	0	0	14	9	20	4-5
TOTAL	.370	26-25	92	20	34	10	0	0	14	9	20	4-5

#### SINGLE-GAME HIGHS [all-time ranking]:

Hits: 4 [t-5th], vs Troy, Mar 05, 2019

Doubles: 2 [t-6th], Fresno State, Mar 09, 2019

Total bases: 5, vs Troy, Mar 05, 2019

RBI: 4, Northern Kentucky, Feb 19, 2019

Runs scored: 2, 5 times

Walks: 3 [t-7th], vs North Florida, Mar 02, 2019

Hit by pitch: 1, vs Western Kentucky, Mar 02, 2019; Fresno State, Mar 08, 2019; Fresno State, Mar 10, 2019

Struck out: 2, 5 times

Sac bunts: 1, ETSU, Mar 26, 2019

At bats: 5, vs Troy, Mar 05, 2019; South Carolina, Mar 22, 2019

Stolen bases: 1, 4 times

Caught stealing: 1 [t-5th], Fresno State, Mar 09, 2019

Field chances: 7, Appalachian State, Feb 15, 2019; Middle Tennessee, Feb 27, 2019; vs Troy, Mar 05, 2019

Putouts: 3, 5 times

Assists: 5, Appalachian State, Feb 15, 2019

### Nico Mascia

Year	avg	gp-gs	ab	r	h	2b	3b	hr	rbi	bb	so	sb-att
2017	.000	1-0	1	0	0	0	0	0	0	0	1	0-0
2018	.278	45-34	115	26	32	9	0	5	15	21	29	2-2
2019	.111	11-3	9	4	1	1	0	0	1	5	6	0-0
TOTAL	.264	57-37	125	30	33	10	0	5	16	26	36	2-2

#### SINGLE-GAME HIGHS [all-time ranking]:

Hits: 4 [t-5th], at Western Carolina, Mar 27, 2018

Doubles: 3 [t-2nd], at Western Carolina, Mar 27, 2018

Home runs: 1 [t-10th], 5 times

Total bases: 10 [t-1st], at Western Carolina, Mar 27, 2018

RBI: 3, at LSU, Apr 15, 2018; at Western Carolina, Mar 27, 2018

Runs scored: 5 [1st], at Western Carolina, Mar 27, 2018

Walks: 2, Florida, Apr 08, 2018; UT Martin, Apr 11, 2018; at ETSU, Mar 19, 2019

Hit by pitch: 2 [t-1st], at Western Carolina, Mar 27, 2018

Struck out: 3, at LSU, Apr 15, 2018

Sac bunts: 1, 5 times

At bats: 5, at LSU, Apr 15, 2018; Maryland, Feb 18, 2018; at Mizzou, May 17, 2018

Stolen bases: 1, at Georgia Bulldogs, Apr 29, 2018; Arkansas Pine Bluff, Feb 28, 2018

Field chances: 16 [t-8th], UT Martin, Apr 10, 2018

Putouts: 13, UT Martin, Apr 10, 2018

Assists: 3, UT Martin, Apr 10, 2018

Runners CS: 1, at LSU, Apr 14, 2018





## Individual Career History



### Will Neely

Year	era	w-l	app	gs	cg	sho	sv	ip	h	r	er	bb	so
2016	3.96	1-3	20	6	0	0/1	0	52.1	52	29	23	18	29
2017	3.43	3-1	19	8	0	0/2	0	57.2	45	25	22	13	41
2018	4.09	4-2	14	14	3	1/0	0	83.2	86	45	38	21	52
2019	5.02	2-1	6	6	0	0/1	0	28.2	29	16	16	6	23
TOTAL	4.01	10-7	59	34	3	1/4	0	222.1	212	115	99	58	145

#### SINGLE-GAME HIGHS [all-time ranking]:

Innings pitched: 9.0 [t-1st], at Cincinnati, Mar 11, 2018

Walks allowed: 4, Kentucky, May 06, 2018

Strikeouts: 6, at LSU, Apr 15, 2018; vs Western Kentucky, Mar 02, 2019; Morehead State, May 16, 2017

Batters faced: 38 [t-2nd], at LSU, Apr 15, 2018

Field chances: 3, 5 times

Putouts: 3, at Ole Miss, Mar 18, 2018

Assists: 2, 4 times

Runners CS: 2 [t-1st], LSU, May 13, 2016

### Connor Pavolony

Year	avg	gp-gs	ab	r	h	2b	3b	hr	rbi	bb	so	sb-att
2019	.225	16-13	40	11	9	3	1	0	4	12	8	0-0
TOTAL	.225	16-13	40	11	9	3	1	0	4	12	8	0-0

#### SINGLE-GAME HIGHS [all-time ranking]:

Hits: 2, vs Troy, Mar 05, 2019; UNC Asheville, Mar 13, 2019

Doubles: 2 [t-6th], UNC Asheville, Mar 13, 2019

Triples: 1 [t-1st], Fresno State, Mar 09, 2019

Total bases: 4, UNC Asheville, Mar 13, 2019

RBI: 1, 4 times

Runs scored: 3, Indiana, Feb 23, 2019; vs Troy, Mar 05, 2019

Walks: 3 [t-7th], Northern Kentucky, Feb 19, 2019

Hit by pitch: 1, 4 times

Struck out: 2, Fresno State, Mar 09, 2019

Sac flies: 1 [t-4th], vs North Florida, Mar 02, 2019

At bats: 4, Fresno State, Mar 09, 2019; at ETSU, Mar 19, 2019

Field chances: 20 [2nd], Indiana, Feb 23, 2019

Putouts: 17 [2nd], Indiana, Feb 23, 2019

Assists: 3, Indiana, Feb 23, 2019

Runners CS: 1, 4 times



Individual Career History



Caleb Pearson

SINGLE-GAME HIGHS [all-time ranking]:

Elijah Pleasants

Year	era	w-l	app	gs	cg	sho	sv	ip	h	r	er	bb	so
2019	0.00	0-0	6	0	0	0/0	0	5.1	1	1	0	1	5
TOTAL	0.00	0-0	6	0	0	0/0	0	5.1	1	1	0	1	5

SINGLE-GAME HIGHS [all-time ranking]:  
Innings pitched: 2.0, ETSU, Mar 26, 2019  
Walks allowed: 1, Fresno State, Mar 09, 2019  
Strikeouts: 2, ETSU, Mar 26, 2019  
Batters faced: 7, ETSU, Mar 26, 2019



## Individual Career History



### Jake Rucker

Year	avg	gp-gs	ab	r	h	2b	3b	hr	rbi	bb	so	sb-att
2019	.273	26-20	66	11	18	2	0	0	11	7	9	0-1
TOTAL	.273	26-20	66	11	18	2	0	0	11	7	9	0-1

#### SINGLE-GAME HIGHS [all-time ranking]:

Hits: 3, Fresno State, Mar 09, 2019

Doubles: 1, Indiana, Feb 23, 2019; UNC Asheville, Mar 13, 2019

Total bases: 3, Indiana, Feb 23, 2019; Fresno State, Mar 09, 2019

RBI: 2, Indiana, Feb 23, 2019; South Carolina, Mar 22, 2019; South Carolina, Mar 24, 2019

Runs scored: 2, Northern Kentucky, Feb 19, 2019; vs North Florida, Mar 02, 2019

Walks: 2, Northern Kentucky, Feb 19, 2019

Struck out: 2, Appalachian State, Feb 17, 2019

Sac flies: 1 [t-4th], Appalachian State, Feb 15, 2019

Sac bunts: 1, Indiana, Feb 23, 2019; vs North Florida, Mar 02, 2019; UNC Asheville, Mar 12, 2019

At bats: 4, 4 times

Caught stealing: 1 [t-5th], Indiana, Feb 24, 2019

Field chances: 6, ETSU, Mar 26, 2019

Putouts: 3, vs North Florida, Mar 02, 2019; Fresno State, Mar 08, 2019

Assists: 5, ETSU, Mar 26, 2019

### Evan Russell

Year	avg	gp-gs	ab	r	h	2b	3b	hr	rbi	bb	so	sb-att
2018	.260	42-35	127	19	33	2	2	3	23	16	26	1-2
2019	.250	24-22	72	14	18	8	0	3	16	17	20	1-1
TOTAL	.256	66-57	199	33	51	10	2	6	39	33	46	2-3

#### SINGLE-GAME HIGHS [all-time ranking]:

Hits: 3, Indiana, Feb 22, 2019; Kentucky, May 05, 2018

Doubles: 2 [t-6th], Indiana, Feb 22, 2019; Indiana, Feb 23, 2019

Triples: 1 [t-1st], UT Martin, Apr 10, 2018; Morehead State, May 01, 2018

Home runs: 1 [t-10th], 6 times

Total bases: 6, Appalachian State, Feb 15, 2019

RBI: 3, ETSU, Mar 26, 2019

Runs scored: 3, UT Martin, Apr 10, 2018

Walks: 4 [t-2nd], Northern Kentucky, Feb 19, 2019; vs North Florida, Mar 02, 2019

Hit by pitch: 1, 6 times

Struck out: 3, at LSU, Apr 15, 2018; at Auburn, Mar 15, 2019

Sac flies: 2 [t-1st], Texas A&M, Apr 20, 2018

At bats: 5, 4 times

Stolen bases: 1, Belmont, Apr 03, 2018; Northern Kentucky, Feb 19, 2019

Caught stealing: 1 [t-5th], at South Carolina, Mar 30, 2018

Field chances: 5, Florida, Apr 08, 2018; Texas A&M, Apr 21, 2018

Putouts: 5, Florida, Apr 08, 2018; Texas A&M, Apr 21, 2018

Assists: 2, Florida, Apr 07, 2018



## Individual Career History



### Andrew Schultz

Year	era	w-l	app	gs	cg	sho	sv	ip	h	r	er	bb	so
2017	3.31	1-0	17	0	0	0/2	1	16.1	16	7	6	11	19
2018	11.25	0-2	15	1	0	0/1	0	8.0	10	11	10	9	9
2019	0.00	0-0	9	0	0	0/1	2	9.0	2	0	0	6	21
TOTAL	4.32	1-2	41	1	0	0/4	3	33.1	28	18	16	26	49

#### SINGLE-GAME HIGHS [all-time ranking]:

Innings pitched: 2.1, South Carolina, Mar 23, 2019

Walks allowed: 3, Maryland, Feb 18, 2018

Strikeouts: 6, South Carolina, Mar 23, 2019

Batters faced: 12, James Madison, Mar 07, 2018

Field chances: 3, James Madison, Mar 07, 2018

Putouts: 1, James Madison, Mar 07, 2018

Assists: 2, James Madison, Mar 07, 2018

### Christian Scott

Year	avg	gp-gs	ab	r	h	2b	3b	hr	rbi	bb	so	sb-att
2019	.375	4-3	8	0	3	1	0	0	1	1	2	1-1
TOTAL	.375	4-3	8	0	3	1	0	0	1	1	2	1-1

#### SINGLE-GAME HIGHS [all-time ranking]:

Hits: 3, Northern Kentucky, Feb 19, 2019

Doubles: 1, Northern Kentucky, Feb 19, 2019

Total bases: 4, Northern Kentucky, Feb 19, 2019

RBI: 1, Northern Kentucky, Feb 19, 2019

Walks: 1, Northern Kentucky, Feb 19, 2019

Struck out: 1, Northern Kentucky, Feb 19, 2019; ETSU, Mar 26, 2019

At bats: 4, Northern Kentucky, Feb 19, 2019

Stolen bases: 1, Northern Kentucky, Feb 19, 2019

Field chances: 3, Northern Kentucky, Feb 19, 2019

Putouts: 3, Northern Kentucky, Feb 19, 2019



## Individual Career History



### Camden Sewell

Year	era	w-l	app	gs	cg	sho	sv	ip	h	r	er	bb	so
2019	0.63	2-0	9	1	0	0/3	0	14.1	4	1	1	9	18
TOTAL	0.63	2-0	9	1	0	0/3	0	14.1	4	1	1	9	18

#### SINGLE-GAME HIGHS [all-time ranking]:

Innings pitched: 6.0, Middle Tennessee, Feb 27, 2019

Walks allowed: 2, Middle Tennessee, Feb 27, 2019; vs Troy, Mar 05, 2019; UNC Asheville, Mar 12, 2019

Strikeouts: 5, Middle Tennessee, Feb 27, 2019

Batters faced: 21, Middle Tennessee, Feb 27, 2019

Field chances: 2, Middle Tennessee, Feb 27, 2019

Putouts: 2, Middle Tennessee, Feb 27, 2019

Assists: 1, UNC Asheville, Mar 12, 2019

Runners CS: 1, vs Troy, Mar 05, 2019

### Chase Silseth

Year	era	w-l	app	gs	cg	sho	sv	ip	h	r	er	bb	so
2019	5.11	0-1	11	2	0	0/3	0	12.1	11	7	7	3	13
TOTAL	5.11	0-1	11	2	0	0/3	0	12.1	11	7	7	3	13

#### SINGLE-GAME HIGHS [all-time ranking]:

Innings pitched: 3.0, UNC Asheville, Mar 13, 2019

Walks allowed: 1, UNC Asheville, Mar 13, 2019; at Auburn, Mar 16, 2019; ETSU, Mar 26, 2019

Strikeouts: 4, UNC Asheville, Mar 13, 2019

Batters faced: 12, UNC Asheville, Mar 13, 2019

Field chances: 2, Appalachian State, Feb 15, 2019

Assists: 2, Appalachian State, Feb 15, 2019



## Individual Career History



### Alerick Soularie

Year	avg	gp-gs	ab	r	h	2b	3b	hr	rbi	bb	so	sb-att
2019	.377	25-19	69	21	26	3	0	7	21	16	10	3-4
TOTAL	.377	25-19	69	21	26	3	0	7	21	16	10	3-4

#### SINGLE-GAME HIGHS [all-time ranking]:

Hits: 3, Middle Tennessee, Feb 27, 2019; Fresno State, Mar 09, 2019; South Carolina, Mar 22, 2019

Doubles: 2 [t-6th], South Carolina, Mar 22, 2019

Home runs: 2 [t-1st], Fresno State, Mar 09, 2019

Total bases: 9 [t-3rd], Fresno State, Mar 09, 2019

RBI: 3, vs Louisiana Monroe, Mar 01, 2019; Fresno State, Mar 08, 2019; Fresno State, Mar 09, 2019

Runs scored: 3, Fresno State, Mar 09, 2019; South Carolina, Mar 22, 2019

Walks: 2, Fresno State, Mar 08, 2019; Fresno State, Mar 10, 2019; South Carolina, Mar 22, 2019

Hit by pitch: 1, South Carolina, Mar 24, 2019

Struck out: 2, vs North Florida, Mar 02, 2019; Fresno State, Mar 10, 2019; at Auburn, Mar 16, 2019

At bats: 5, vs North Florida, Mar 02, 2019; Fresno State, Mar 09, 2019

Stolen bases: 1, UNC Asheville, Mar 13, 2019; South Carolina, Mar 22, 2019; South Carolina, Mar 23, 2019

Caught stealing: 1 [t-5th], vs Louisiana Monroe, Mar 01, 2019

Field chances: 4, Fresno State, Mar 09, 2019; UNC Asheville, Mar 12, 2019; at Auburn, Mar 15, 2019

Putouts: 4, Fresno State, Mar 09, 2019; UNC Asheville, Mar 12, 2019

Assists: 1, UNC Asheville, Mar 13, 2019

### Garrett Stallings

Year	era	w-l	app	gs	cg	sho	sv	ip	h	r	er	bb	so
2017	3.47	3-4	20	8	0	0/1	0	70.0	75	32	27	13	39
2018	4.58	5-5	16	11	2	0/0	2	78.2	100	53	40	8	37
2019	1.79	5-1	6	6	0	0/1	0	40.1	40	12	8	4	48
TOTAL	3.57	13-10	42	25	2	0/2	2	189.0	215	97	75	25	124

#### SINGLE-GAME HIGHS [all-time ranking]:

Innings pitched: 9.0 [t-1st], Memphis, Mar 03, 2018

Walks allowed: 3, at Vanderbilt, Apr 29, 2017

Strikeouts: 10 [t-6th], vs Louisiana Monroe, Mar 01, 2019

Batters faced: 33, at Cincinnati, Mar 10, 2018

Field chances: 5, at Texas A&M, Apr 22, 2017; Memphis, Mar 03, 2018

Putouts: 3, UNCG, Feb 24, 2018; at Ole Miss, Mar 17, 2018

Assists: 3, Maryland, Feb 18, 2018; Memphis, Mar 03, 2018

Runners CS: 2 [t-1st], Fresno State, Mar 08, 2019





## Individual Career History



### Daniel Vasquez

Year	era	w-l	app	gs	cg	sho	sv	ip	h	r	er	bb	so
2016	3.77	1-2	17	4	0	0/1	1	31.0	40	19	13	15	25
2017	5.40	2-1	15	2	0	0/0	0	23.1	30	15	14	11	30
2018	5.40	0-0	3	1	0	0/0	1	5.0	3	3	3	3	2
2019	0.00	0-0	1	0	0	0/0	0	0.2	0	0	0	0	0
TOTAL	4.50	3-3	36	7	0	0/1	2	60.0	73	37	30	29	57

#### SINGLE-GAME HIGHS [all-time ranking]:

Innings pitched: 5.0, Alabama State, Apr 27, 2016; Cincinnati, Mar 02, 2016

Walks allowed: 5 [t-8th], at Eastern Kentucky, May 10, 2017

Strikeouts: 7, Cincinnati, Mar 02, 2016

Batters faced: 19, Alabama State, Apr 27, 2016; UC Irvine, Mar 12, 2016; at Eastern Kentucky, May 10, 2017

Field chances: 2, Marshall, Mar 22, 2017

Putouts: 1, 4 times

Assists: 1, 7 times

Runners CS: 1, at LMU, Feb 22, 2017; UC Irvine, Mar 12, 2016

### Chase Wallace

Year	era	w-l	app	gs	cg	sho	sv	ip	h	r	er	bb	so
2018	2.86	1-1	16	0	0	0/0	3	28.1	17	14	9	20	16
2019	1.80	0-0	6	0	0	0/3	0	5.0	3	1	1	2	6
TOTAL	2.70	1-1	22	0	0	0/3	3	33.1	20	15	10	22	22

#### SINGLE-GAME HIGHS [all-time ranking]:

Innings pitched: 5.0, at LSU, Apr 13, 2018

Walks allowed: 3, UT Martin, Apr 11, 2018

Strikeouts: 4, Texas A&M, Apr 20, 2018

Batters faced: 19, at LSU, Apr 13, 2018

Field chances: 4, at LSU, Apr 13, 2018

Putouts: 2, at LSU, Apr 13, 2018

Assists: 2, at LSU, Apr 13, 2018; Maryland, Feb 16, 2018

Runners CS: 1, Maryland, Feb 16, 2018



## Individual Career History



### Redmond Walsh

Year	era	w-l	app	gs	cg	sho	sv	ip	h	r	er	bb	so
2018	2.04	0-0	16	0	0	0/1	0	17.2	17	4	4	4	16
2019	0.00	0-0	11	0	0	0/2	3	14.1	12	0	0	2	13
TOTAL	1.12	0-0	27	0	0	0/3	3	32.0	29	4	4	6	29

#### SINGLE-GAME HIGHS [all-time ranking]:

Innings pitched: 2.1, Texas A&M, Apr 21, 2018; Fresno State, Mar 10, 2019; at Auburn, Mar 16, 2019

Walks allowed: 1, 6 times

Strikeouts: 3, Arkansas Pine Bluff, Feb 28, 2018

Batters faced: 10, at Auburn, Mar 16, 2019

Field chances: 1, 5 times

Putouts: 1, Indiana, Feb 22, 2019; Fresno State, Mar 10, 2019; at Mizzou, May 19, 2018

Assists: 1, Texas A&M, Apr 21, 2018; Arkansas Pine Bluff, Feb 28, 2018

TV / RADIO SPOTTING CHART



**1**  
Alerick Soularie  
So. • OF/INF



**4**  
Jay Charleston  
Jr. • OF/INF



**5**  
Zach Daniels  
So. • OF



**6**  
Evan Russell  
Fr. • C/INF




**7**  
Jake Rucker  
Fr. • INF



**8**  
Christian Scott  
Fr. • OF



**9**  
Justin Ammons  
Jr. • OF



**10**  
Pete Derkay  
Jr. • UTL



**11**  
Will Heflin  
Jr. • LHP



**12**  
Ricky Martinez  
Jr. • INF



**13**  
Andre Lipcius  
Jr. • INF



**14**  
Austin Knight  
Fr. • INF



**15**  
Will Neely  
Sr. • RHP



**16**  
Camden Sewell  
Fr. • RHP



**17**  
Connor Pavolony  
Fr. • C



**18**  
Chase Wallace  
So. • RHP



**19**  
Landon Gray  
Jr. • C



**20**  
Tanner Kohlhepp  
Fr. • RHP/INF



**21**  
Trey Lipscomb  
Fr. • INF/RHP



**25**  
Zach Linginfelter  
Jr. • RHP



**27**  
Garrett Stallings  
Jr. • RHP



**28**  
Elijah Pleasants  
Fr. • RHP



**29**  
Daniel Vasquez  
Jr. • RHP



**30**  
Andrew Schultz  
Jr. • RHP



**31**  
Caleb Pearson  
Fr. • RHP




**32**  
Sean Hunley  
So. • RHP



**34**  
Garrett Crochet  
So. • LHP



**35**  
Nico Mascia  
R-Jr. • C




**36**  
Matthew Ellis  
Fr. • C



**37**  
Richard Jackson  
R-Sr. • RHP



**38**  
Paul Komistek  
Fr. • OF




**40**  
Luc Lipcius  
Jr. • INF



**42**  
Max Ferguson  
Fr. • INF



**45**  
Chase Silseth  
Fr. • RHP



**46**  
Redmond Walsh  
R-So. • LHP



**22**  
Tony Vitello  
Head Coach



**3**  
Frank Anderson  
Assistant Coach



**24**  
Josh Elander  
Assistant Coach



**23**  
Ross Kivett  
Assistant Coach



**Chad Zurcher**  
Director of Ops



**Quentin Eberhardt**  
Strength & Conditioning