

Vanderbilt (9-9, 0-6) vs. RV/RV Oklahoma (14-5, 3-4)
Norman, Okla. - Noble Center - 3 p.m. CT

TV: ESPN2

TV Talent: Doug Sherman (pxp), Sean Farnham (analyst)

Radio: Vanderbilt Radio Network from IMG College, vucommidores.com

Radio Talent: Joe Fisher (pxp), Tim Thompson (analyst)

Satellite Radio: Sirius 98, XM 190

Live Stats: vucommidores.com

Twitter Updates: @VandyMBB



Vanderbilt Athletic Communications

2601 Jess Neely Drive, Nashville, TN 37212

phone: 615-322-4121

www.vucommidores.com

VANDERBILT SCHEDULE/RESULTS

NOVEMBER

Date	VU	Opp	Opponent	Time/Result	TV/Rec.
Nov. 6	-	-	Winthrop	W, 92-79	1-0
Nov. 11	-	-	USC	W, 82-78	2-0
Nov. 16	RV	-	Alcorn State	W, 79-54	3-0
Nov. 19	RV	-	Liberty	W, 79-70	4-0
Nov. 23	RV	-	Kent State	L, 75-77	4-1
Nov. 27	-	-	Savannah St.	W, 120-85	5-1

DECEMBER

Date	VU	Opp	Opponent	Time	TV/Rec.
Dec. 1	-	-	N.C. State	L, 65-80	5-2
Dec. 5	-	-	Middle Tenn.	W, 79-51	6-2
Dec. 17	-	18/19	Arizona St.	W, 81-65	7-2
Dec. 22	-	-	Kansas St.	L, 58-69	7-3
Dec. 29	-	-	Tenn. St.	W, 95-76	8-3
Dec. 31	-	-	UNC Asheville	W, 90-59	9-3

JANUARY

Date	VU	Opp	Opponent	Time	TV/Rec.
Jan. 5	-	-	Ole Miss*	L, 71-81	9-4, 0-1
Jan. 9	-	-	Georgia*	L, 63-82	9-5, 0-2
Jan. 12	-	18/18	Kentucky*	L, 47-56	9-6, 0-3
Jan. 16	-	RV/-	S. Carolina*	L, 71-74	9-7, 0-4
Jan. 19	-	24/23	Miss. State*	L, 55-71	9-8, 0-5
Jan. 23	-	1/1	Tennessee*	L, 83-88 ot	9-9, 0-6
Jan. 26	-	RV/RV	Oklahoma&	3 pm	ESPN/2
Jan. 29	-	-	Kentucky*	8 pm	ESPN/2

FEBRUARY

Date	VU	Opp	Opponent	Time	TV/Rec.
Feb. 2	-	-	Missouri*	7:30 pm	SECN
Feb. 5	-	-	Arkansas*	8 pm	SECN
Feb. 9	-	-	Alabama*	7:30 pm	SECN
Feb. 13	-	-	Florida*	8 pm	ESPN2/ESPN
Feb. 16	-	-	Auburn*	11 am	ESPN/2/U
Feb. 19	-	-	Tennessee*	6 pm	ESPN/2/U
Feb. 23	-	-	Alabama*	5 pm	ESPN/2/U
Feb. 27	-	-	Florida*	8 pm	SECN



MARCH

Date	VU	Opp	Opponent	Time	TV/Rec.
Mar. 2	-	-	Texas A&M*	5 pm	SECN
Mar. 6	-	-	Arkansas*	7:30 pm	SECN
Mar. 9	-	-	LSU*	7:30 pm	SECN

ALL TIMES CENTRAL









RANKINGS: AP/ESPN *SEC GAME; #NIT Season Tip-Off, Nashville, Tenn.; %SEC/Big 12 Challenge; ^SEC Tournament, St. Louis, Mo.

GAME INFORMATION

 <p>2018-19 Record: 9-9, 0-6 Head Coach: Bryce Drew Career Record: 164-94 (7) VU Record: 40-45 (3)</p> <p>2018-19 LEADERS Points: Simisola Shittu (13.4) Rebounds: Simisola Shittu (7.5) Assists: Saben Lee (3.7) Blocks: Clevon Brown (1.2)</p>	<p>SERIES INFORMATION</p> <p>Series Record: VU leads 2-0 Last Meeting: VU win, 77-67, on 3/16/94 in Norman in first round of NIT. Record at Vanderbilt: VU leads 1-0. Record at Oklahoma: VU leads 1-0. Record at Neutral Site: NA Coach Drew vs. Oklahoma: Coach Drew has never faced Oklahoma.</p>	 <p>2018-19 Record: 14-5, 3-4 Head Coach: Lon Kruger Career Record: 633-400 (33) OU Record: 154-96 (8)</p> <p>2018-19 LEADERS Points: Christian James (16.5) Rebounds: Christian James (7.5) Assists: Aaron Calixte (2.3) Blocks: Jamuni McNeace (1.4)</p>
---	--	---

QUICK HITTERS

- ★ Vanderbilt fell to 9-9 on the season and 0-6 in SEC play after an 88-83 overtime loss to number one-ranked Tennessee Wednesday night at Memorial Gym. Freshman Aaron Nesmith tallied a career-high 24 points to lead the Commodores. Sophomore Saben Lee added 21 points, while junior Matt Ryan added 12 points and freshman Simisola Shittu 10 points.
- ★ The Commodors shot 50% from the floor against the Volunteers and outrebounded Tennessee, 33-30.
- ★ The Commodores are 36-25 all-time against the Big 12 and 0-1 this season. Vanderbilt dropped a 69-58 decision against Kansas State on December 22 in Kansas City.
- ★ Vanderbilt is 2-3 all-time in the SEC/Big 12 Challenge (2013, at Texas, L, 64-70; 2014, Baylor, L, 63-66; 2016, Texas, L, 58-72; 2017, W, 84-78; 2018, TCU, W, 81-78).
- ★ The Commodores are one of only two schools in the SEC (Kentucky) with two different freshmen leading the team in overall scoring (Simisola Shittu) and in league games only (Aaron Nesmith).
- ★ Simisola Shittu is fifth among SEC freshmen in scoring (13.4) and leads all freshmen in rebounding (7.5).
- ★ Vanderbilt, an inaugural member of the Southeastern Conference, is in their 86th season of SEC competition. Vanderbilt has won two SEC Tournament titles (1951, 2012) and three regular season titles in 1965, 1974, and 1993. This will be the 67th SEC season in Memorial Gym for the Commodores.
- ★ The Commodores enter the game as the 305th-most experienced team in the country according to KenPom.com. Vanderbilt's leading top three leading scorers are two freshmen, Nesmith and Shittu, and sophomore Saben Lee.
- ★ Nine Commodores have scored in double figures in a game so far this season.
- ★ Tennessee was the Commodores' fourth ranked opponent of the season - Vanderbilt is 1-3 against ranked teams. The Commodores lost to Kentucky and Mississippi State and defeated Arizona State on Dec. 17 at Memorial Gym. The win snapped an eight-game losing streak to ranked opponents, dating back to a 72-62 overtime win over 17th-ranked Florida at the 2017 SEC Tournament (3/10/17) at Bridgestone Arena. The Sun Devils went on to defeat Kansas later in the month.
- ★ Vanderbilt's average height is 78.5 inches (6 feet, 5 inches) and ranks 17th nationally according to KenPom.
- ★ The Commodores have marched to the charity-stripe 468 times this season, which is first among SEC schools. Vanderbilt is third in the SEC with 323 free throw makes.
- ★ Vanderbilt also ranks in the top five in the SEC in 3FG Attempts (4th, 421), Defensive rebounds per game (3rd, 27.11), Fewest Turnovers (3rd, 234), 3FG% Defense (1st, 31.0), 3FG Made (5th, 7.9), and Turnovers per game (3rd, 13.0).
- ★ Individually, Lee is ranked in the top 10 in the SEC in assist/turnover ratio (9th, 1.6), assists per game (8th, 3.7), free throw attempts (2nd, 136) and free throws made (2nd, 94). Ryan is ranked in 3FG attempts (7th, 111) and 3FG made (7th, 2.22), while Shittu is ranked in defensive rebounds per game (5th, 5.72), double doubles (9th, 3), free throw attempts (6th, 100), free throws made (10th, 63), rebounds per game (8th, 7.5), and total rebounds (7th, 135).
- ★ Joe Toye scored in double figures in three straight games for the first time of his four-year career in the first three games of the 2018-19 season and has double-digit points in nine games this season. He is the team's lone senior.
- ★ Vanderbilt won their 800th career game at Memorial Gym against Arizona State on December 17. Memorial Gym, which opened in 1952, is the oldest basketball arena in the SEC.
- ★ Vanderbilt won its first road game of the season at USC, the first time the Commodores have had a season-opening road win since a 72-70 win over St. Mary's on November 20, 2009.
- ★ The Commodores signed a pair of four-star prospects in the early signing period. Austin Crowley, a 6'4 shooting guard from West Point, Miss. who attends Sunrise Christian Academy in Wichita, Kansas, and Dylan Disu, a 6'8 power forward from Plugerville, Texas who attends Hendrickson High School, each signed a letter of intent with the Commodores in November. Disu recently posted a 20-point, 20-rebound performance, and Crowley is ranked as the 55th prospect in the nation in the class of 2019 by 247sports.com following a breakout spring and summer.

0		<p>SABEN LEE G ★ 6-2 ★ 183 ★ So. ★ Phoenix, Ariz.</p> <table border="1"> <thead> <tr> <th>PPG</th> <th>RPG</th> <th>APG</th> <th>SPG</th> <th>BPG</th> <th>MPG</th> </tr> </thead> <tbody> <tr> <td>12.8</td> <td>3.4</td> <td>3.6</td> <td>0.8</td> <td>0.1</td> <td>30.1</td> </tr> </tbody> </table>	PPG	RPG	APG	SPG	BPG	MPG	12.8	3.4	3.6	0.8	0.1	30.1	<p>NOTES: Leading returning scorer from 2017-18... Scored a season-high 23 points against Tenn. St... Scored in double figures in 12 games this year...Currently 8th in SEC in assists, and 2nd in FTs made and attempted ...Son of former FSU/NFL great Amp Lee.</p>	<p>CAREER HIGHS Pts. - 24, vs. Ariz. St. (12/17/17) Rebs. - 9, vs. TAMU (2/24/18) Ast. - 9, vs. TAMU (2/24/18) Min. - 42, vs. UT (1/23/19)</p>
PPG	RPG	APG	SPG	BPG	MPG											
12.8	3.4	3.6	0.8	0.1	30.1											
1		<p>YANNI WETZELL F/C ★ 6-10 ★ 240 ★ Jr. ★ Auckland, N.Z.</p> <table border="1"> <thead> <tr> <th>PPG</th> <th>RPG</th> <th>APG</th> <th>SPG</th> <th>BPG</th> <th>MPG</th> </tr> </thead> <tbody> <tr> <td>5.3</td> <td>3.2</td> <td>0.3</td> <td>0.6</td> <td>0.6</td> <td>16.8</td> </tr> </tbody> </table>	PPG	RPG	APG	SPG	BPG	MPG	5.3	3.2	0.3	0.6	0.6	16.8	<p>NOTES: Made five starts this season...Scored Commodore-high of 16 points against UNC Asheville... Tallied 12 points in win over nationally-ranked Arizona State...Averaged 15.5 points and 6.8 rebounds in his final season at St. Mary's.</p>	<p>CAREER HIGHS Pts. - 29, vs. Newman (2/23/17) Rebs. - 12, vs. Newman (1/21/17) Ast. - 5, vs. Okla. Christian (2/9/17) Min. - 42, vs. Rogers St.(12/16/16)</p>
PPG	RPG	APG	SPG	BPG	MPG											
5.3	3.2	0.3	0.6	0.6	16.8											
2		<p>JOE TOYE G/F ★ 6-7 ★ 210 ★ Sr. ★ Chicago, Ill.</p> <table border="1"> <thead> <tr> <th>PPG</th> <th>RPG</th> <th>APG</th> <th>SPG</th> <th>BPG</th> <th>MPG</th> </tr> </thead> <tbody> <tr> <td>9.4</td> <td>3.2</td> <td>0.8</td> <td>0.6</td> <td>0.5</td> <td>25.6</td> </tr> </tbody> </table>	PPG	RPG	APG	SPG	BPG	MPG	9.4	3.2	0.8	0.6	0.5	25.6	<p>NOTES: Only senior on this year's roster...Tallied 15 points vs. Kent St...Scored 16 points in win at USC; also added a career-high nine rebounds...Scored in double figures in three straight games to start the season and nine games overall, including 12 vs. Ole Miss.</p>	<p>CAREER HIGHS Pts. - 18, 2x last vs. TSU (12/29/18) Rebs. - 9, at USC (11/11/18) Ast. - 4, 2x, last vs. MSU (2/14/18) Min. - 38, vs. Florida (3/10/17)</p>
PPG	RPG	APG	SPG	BPG	MPG											
9.4	3.2	0.8	0.6	0.5	25.6											
3		<p>MAXWELL EVANS G ★ 6-2 ★ 192 ★ So. ★ Houston, Texas</p> <table border="1"> <thead> <tr> <th>PPG</th> <th>RPG</th> <th>APG</th> <th>SPG</th> <th>BPG</th> <th>MPG</th> </tr> </thead> <tbody> <tr> <td>5.1</td> <td>1.9</td> <td>1.6</td> <td>0.1</td> <td>0.1</td> <td>14.5</td> </tr> </tbody> </table>	PPG	RPG	APG	SPG	BPG	MPG	5.1	1.9	1.6	0.1	0.1	14.5	<p>NOTES: Played season-high 26 minutes and scored career-high 16 points against Savannah State ...Scored in double figures in four games this year, including 10 against Georgia...Played in 29 games and made 15 starts as a true freshman in 2017-18..</p>	<p>CAREER HIGHS Pts. - 16, vs. Savannah State (11/27/17) Rebs. - 9, at Arkansas (02/10/18) Ast. - 6, vs. USC (11/19/17) Min. - 32, vs. USC (11/19/17)</p>
PPG	RPG	APG	SPG	BPG	MPG											
5.1	1.9	1.6	0.1	0.1	14.5											
10		<p>DARIUS GARLAND G ★ 6-2 ★ 175 ★ Fr. ★ Nashville, Tenn.</p> <table border="1"> <thead> <tr> <th>PPG</th> <th>RPG</th> <th>APG</th> <th>SPG</th> <th>BPG</th> <th>MPG</th> </tr> </thead> <tbody> <tr> <td>16.2</td> <td>3.8</td> <td>2.6</td> <td>0.8</td> <td>0.4</td> <td>27.8</td> </tr> </tbody> </table>	PPG	RPG	APG	SPG	BPG	MPG	16.2	3.8	2.6	0.8	0.4	27.8	<p>NOTES: Injured meniscus vs. Kent St., out for the season...Scored a SEC-best 33 points against Liberty... Won SEC Freshman of the week honors in two VU wins... Named a 2018 McDonald's All-American...Declared for the NBA Draft on January 23.</p>	<p>CAREER HIGHS Pts. - 33, vs Liberty (11/19/18) Rebs. - 7, vs. Alcorn St. (11/16/18) Ast. - 4, 3x, last vs Liberty (11/19/18) Min. - 37, vs. Liberty (11/19/18)</p>
PPG	RPG	APG	SPG	BPG	MPG											
16.2	3.8	2.6	0.8	0.4	27.8											
11		<p>SIMISOLA SHITTU F/C ★ 6-10 ★ 240 ★ Fr. ★ Burlington, Ont.</p> <table border="1"> <thead> <tr> <th>PPG</th> <th>RPG</th> <th>APG</th> <th>SPG</th> <th>BPG</th> <th>MPG</th> </tr> </thead> <tbody> <tr> <td>13.4</td> <td>7.5</td> <td>2.1</td> <td>0.8</td> <td>0.8</td> <td>28.6</td> </tr> </tbody> </table>	PPG	RPG	APG	SPG	BPG	MPG	13.4	7.5	2.1	0.8	0.8	28.6	<p>NOTES: Tallied double doubles in three games this season (Winthrop, USC, Georgia)...Leads team in scoring and rebounding...Fifth-leading freshmen scorer in the SEC and leading freshmen rebounder...Tallied career-high 21 points vs. Ole Miss.</p>	<p>CAREER HIGHS Pts. - 21, vs. Ole Miss (01/5/19) Rebs. - 15, at USC (11/11/18) Ast. - 5, vs Savannah State (11/27/18) Min. - 35, vs. UT (1/23/19)</p>
PPG	RPG	APG	SPG	BPG	MPG											
13.4	7.5	2.1	0.8	0.8	28.6											
13		<p>MATTHEW MOYER F ★ 6-8 ★ 217 ★ R-So. ★ Gahanna, Ohio</p> <table border="1"> <thead> <tr> <th>PPG</th> <th>RPG</th> <th>APG</th> <th>SPG</th> <th>BPG</th> <th>MPG</th> </tr> </thead> <tbody> <tr> <td>4.9</td> <td>3.3</td> <td>0.9</td> <td>0.3</td> <td>0.6</td> <td>16.1</td> </tr> </tbody> </table>	PPG	RPG	APG	SPG	BPG	MPG	4.9	3.3	0.9	0.3	0.6	16.1	<p>NOTES: Transferred from Syracuse...Granted immediate eligibility on Nov. 15...Scored most points as a Commodore against Middle Tennessee (14 points)...Played in 2017-18 after redshirting in 2016-17...Named the Conn. Gatorade POY as a senior at South Kent Prep.</p>	<p>CAREER HIGHS Pts. - 18, vs. UConn (12/5/17) Rebs. - 10, at Fla. St. (1/13/18) Ast. - 5, vs. Savannah State (11/27/18) Min. - 36, vs. UConn (12/5/17)</p>
PPG	RPG	APG	SPG	BPG	MPG											
4.9	3.3	0.9	0.3	0.6	16.1											
15		<p>CLEVON BROWN F ★ 6-8 ★ 240 ★ Jr. ★ San Antonio, Texas</p> <table border="1"> <thead> <tr> <th>PPG</th> <th>RPG</th> <th>APG</th> <th>SPG</th> <th>BPG</th> <th>MPG</th> </tr> </thead> <tbody> <tr> <td>2.8</td> <td>2.5</td> <td>0.4</td> <td>0.3</td> <td>1.3</td> <td>13.9</td> </tr> </tbody> </table>	PPG	RPG	APG	SPG	BPG	MPG	2.8	2.5	0.4	0.3	1.3	13.9	<p>NOTES: Scored eight points in win at USC... Played 19 minutes vs. Winthrop in season opener, had six points, six rebounds and two blocks...Had three or more blocks in seven career games, including three against UNC Asheville.</p>	<p>CAREER HIGHS Pts. - 13, vs. Austin Peay (11/10/17) Rebs. - 6, 2x, last at UF (12/30/17) Ast. - 4 vs South Carolina (1/16/19) Min. - 31, at UK (1/30/18)</p>
PPG	RPG	APG	SPG	BPG	MPG											
2.8	2.5	0.4	0.3	1.3	13.9											
24		<p>AARON NESMITH F ★ 6-6 ★ 213 ★ Fr. ★ Charleston, S.C.</p> <table border="1"> <thead> <tr> <th>PPG</th> <th>RPG</th> <th>APG</th> <th>SPG</th> <th>BPG</th> <th>MPG</th> </tr> </thead> <tbody> <tr> <td>10.0</td> <td>5.7</td> <td>1.5</td> <td>0.7</td> <td>0.7</td> <td>26.1</td> </tr> </tbody> </table>	PPG	RPG	APG	SPG	BPG	MPG	10.0	5.7	1.5	0.7	0.7	26.1	<p>NOTES: Started last five games...Posted a career-high 24 points vs. Tenn...Scored 23 points against South Carolina...Leads team in scoring in SEC play...Named the S.C. Gatorade Player of the Year as a senior...Scored over 2,000 career points at Porter Gaud High School.</p>	<p>CAREER HIGHS Pts. - 24, vs UT (1/23/19) Rebs. - 13, vs Savannah State (11/27/18) Ast. - 4, at USC (11/11/18) Min. - 42, vs UT (1/23/19)</p>
PPG	RPG	APG	SPG	BPG	MPG											
10.0	5.7	1.5	0.7	0.7	26.1											
32		<p>MATT RYAN F ★ 6-8 ★ 209 ★ Jr. ★ Cortlandt Manor, N.Y.</p> <table border="1"> <thead> <tr> <th>PPG</th> <th>RPG</th> <th>APG</th> <th>SPG</th> <th>BPG</th> <th>MPG</th> </tr> </thead> <tbody> <tr> <td>9.3</td> <td>2.6</td> <td>1.3</td> <td>0.1</td> <td>0.1</td> <td>24.0</td> </tr> </tbody> </table>	PPG	RPG	APG	SPG	BPG	MPG	9.3	2.6	1.3	0.1	0.1	24.0	<p>NOTES: Transfer from Notre Dame who transferred after 2016-17 season...Scored season-high 19 points vs. UNC Asheville...Scored in double figures in seven games this year...While at ND, the team advanced to the 2nd round (2017) and the Elite Eight (2016).</p>	<p>CAREER HIGHS Pts. - 23, vs. Chicago St. (11/26/16) Rebs. - 7, 2x last vs. Liberty (11/19/18) Ast. - 4, vs. Alcorn St. (11/16/18) Min. - 35, vs. Georgia Tech (1/13/16)</p>
PPG	RPG	APG	SPG	BPG	MPG											
9.3	2.6	1.3	0.1	0.1	24.0											

Ibas

Henry
Gene
Moe
Clarence

1,630
Wins

Suttons

Eddie
Scott
Sean

1,171
Wins

Drews

Homer
Scott
Bryce

1,131
Wins

All-Time Winningest Collegiate Coaching Families

The Drew family is now third on the all-time winningest collegiate coaching family in college basketball history with 1,131 wins.

- Homer Drew - 640**
(Bethel College - 252; IU-South Bend - 17; Valparaiso - 371)
- Scott Drew - 327**
(Valparaiso - 20; Baylor - 307)
- Bryce Drew - 164**
(Valparaiso - 124; Vanderbilt -39)

VU Staff Can Score

The Vanderbilt men's basketball staff has combined to score a total of 5,486 collegiate points, with head coach Bryce Drew leading the way with 2,142 points. Here's a breakdown of the staff's scoring totals.

Head Coach Bryce Drew, Valparaiso	2,142
Asst. Coach Casey Shaw, Toledo	1,562
Assoc. Head Coach Roger Powell, Jr., Illinois	1,178
Asst. Coach Jake Diebler, Valparaiso	586
Total	5,468

Garland Superlatives

Most Points by Freshman in Debut, SEC Since 2010-11

Tremont Waters, LSU	27	11/10/17 vs. Alcorn
Terrence Jones, UK	25	11/12/10 vs. EastTN
Darius Garland, VU	24	11/6/18 vs. Win
Keldon Johnson, UK	23	11/6/18 vs. Duke
Frankie Hughes, Mizzou	23	11/13/16 vs. AlaA&M
Julius Randle, UK	23	11/8/13 vs. NC-Ash
Anthony Davis, UK	23	11/11/11 vs. Marist

Three Commodores on NBA Rosters

Former Commodores Damian Jones, Luke Kornet, and Wade Baldwin IV are currently on NBA active rosters. Jones averaged 17.1 minutes and 5.4 points per game with the Golden State Warriors this season before being sidelined with a torn left pectoral muscle. He has won two championships with the team in his three seasons in the Bay Area. Kornet is a two-way player with the New York Knicks and is averaging 15.5 minutes and 7.2 points per game in 23 games and eight starts. Baldwin is averaging 5.5 minutes per game in 13 games with the Portland Trail Blazers.

Three Freshman - 20+ Points

The Commodores are one of only four programs (Duke, UNC Asheville, Pittsburgh) in the nation to have three separate freshman score 20 points or more in a game (Darius Garland, Aaron Nesmith, Simisola Shittu)

Replacing Three 1,000 Point Scorers

Matthew Fisher-Davis, Riley LaChance and Jeff Roberson each departed Vanderbilt in 2018 as 1,000-point scorers. Each were four-year players for the Commodores who advanced to the postseason on three different occasions (2015 NIT, 2016 and 2017 NCAA Tournaments). There has been only one other class of Vanderbilt players to have three 1,000-point scorers - the vaunted "F Troop" - Butch Feher, Joe Ford and Jeff Fosnes in 1976. Roberson and Fisher-Davis are now playing in the NBA G League, while LaChance has taken his talents to play professionally in Poland.

Against the SEC

An inaugural member of the SEC, Vanderbilt has a career 716-714 record against current members of the SEC.

ABOUT OKLAHOMA

QUICK FACTS

Location	Norman, Okla.
Founded	1890
Conference	Big 12
Enrollment	31,702
Nickname	Sooners
Colors	Crimson and Cream
Home Arena	Lloyd Noble Center (11,562)
President	James L. Gallogly
Athletics Director	Joe Castiglione
Basketball Staff	
Head Coach	Lon Kruger
Record Overall	.633-400 (33)
Oklahoma Record	.154-96 (8)
Assistant Coaches	Chris Crutchfield, Carlin Hartman, Kevin Kruger

- ★ Oklahoma enters the game with a 14-5 overall record and 3-4 mark in Big 12 play. The Sooners also sport a 7-1 record in home games.
- ★ Christian James leads the Sooners in scoring and rebounding with 16.5 points and 7.5 rebounds per game. Brady Manek also adds double digits with 11.3 points per game.
- ★ The Sooners Matt Freeman and the Commodores' Yanni Wetzell each hail from Auckland, New Zealand and each played at Westlake Boys High School.

Underclassmen Leading Way

Sophomore Saben Lee and freshmen Simisola Shittu and Aaron Nesmith are the Commodores' leading scorers for the season.

Departed freshman Darius Garland also averaged 16.4 points per game before a knee injury derailed his season five games into the season.

Vanderbilt is one of only two SEC teams (Kentucky) that have two different freshmen leading the team in scoring in all games and SEC games.

3-Point U

The Commodores are one of only three schools (UNLV and Princeton) to have made a three-point basket in every game since the inception of the three-point line in the 1986-87 season.

With a made three against Oklahoma, Vanderbilt will move to 1,050 consecutive games with a three-pointer.

STAT COMPARISON

	VU		OU	
	All	SEC	All	B12
Record	9-9	0-6	14-5	3-4
Scoring Offense	76.9	65.0	73.4	67.9
Scoring Defense	71.9	75.3	67.2	69.1
FG%	.449	.400	.448	.423
FG% Defense	.417	.465	.388	.414
3FG%	.337	.313	.342	.299
3FG% Defense	.310	.291	.324	.329
Free Throw %	.690	.607	.673	.679
Rebounding	37.4	31.3	40.6	36.1
Rebounding Margin	+1.9	-5.7	+3.9	+0.4
Turnovers/game	13.0	12.7	12.7	11.4
Opponent Turnovers	11.9	11.3	12.2	11.1
Steals	4.8	4.8	5.9	6.1
Blocks	4.3	2.8	3.8	3.0

Last Time Out

Box Score vs. Tennessee



Official Basketball Box Score -- Game Totals -- Final Statistics
Tennessee vs Vanderbilt
 01/23/19 6 p.m. at Nashville, Tenn. (Memorial Gym)



Tennessee 88 • 17-1, 6-0 SEC

##	Player	Total		3-Ptr	Rebounds			PF	TP	A	TO	Blk	Stl	Min
		FG-FGA	FG-FGA	FT-FTA	Off	Def	Tot							
02	Williams, Grant	10-15	0-2	23-23	1	7	8	3	43	2	3	4	1	38
05	Schofield, Admiral	2-9	0-6	2-4	0	4	4	4	6	0	1	0	2	30
11	Alexander, Kyle	3-3	0-0	0-0	1	4	5	1	6	0	2	3	0	35
00	Bone, Jordan	5-10	2-3	2-3	1	1	2	2	14	7	0	0	1	36
35	Pons, Yves	0-1	0-1	0-0	0	2	2	1	0	0	2	0	0	14
01	Turner, Lamonte	2-8	2-5	2-2	0	2	2	4	8	5	0	0	0	33
10	Fulkerson, John	0-0	0-0	0-0	0	0	0	2	0	0	0	0	0	7
15	Walker, Derrick	1-1	0-0	0-0	0	0	0	0	2	0	0	0	0	1
23	Bowden, Jordan	4-11	1-3	0-0	0	4	4	3	9	2	0	0	1	31
	Team				2	1	3							
	Totals	27-58	5-20	29-32	5	25	30	20	88	16	8	7	5	225

FG % 1st Half: 13-26 50.0% 2nd half: 12-27 44.4% OT: 2-5 40.0% Game: 27-58 46.6% Deadball Rebounds 2
 3FG % 1st Half: 5-12 41.7% 2nd half: 0-7 0.0% OT: 0-1 0.0% Game: 5-20 25.0%
 FT % 1st Half: 7-8 87.5% 2nd half: 14-16 87.5% OT: 8-8 100.0% Game: 29-32 90.6%

Vanderbilt 83 • 9-9, 0-6 SEC

##	Player	Total		3-Ptr	Rebounds			PF	TP	A	TO	Blk	Stl	Min
		FG-FGA	FG-FGA	FT-FTA	Off	Def	Tot							
01	WETZELL, Yanni	2-5	0-1	0-0	1	2	3	5	4	2	0	0	0	25
11	SHITTU, Simisola	5-11	0-1	0-1	1	5	6	4	10	4	4	0	1	35
13	MOYER, Matthew	1-2	0-1	0-0	0	4	4	4	2	0	0	0	1	14
24	NESMITH, Aaron	9-15	4-7	2-3	2	4	6	3	24	1	2	2	2	42
00	LEE, Saben	5-16	3-5	8-13	1	3	4	3	21	7	2	0	0	42
02	TOYE, Joe	2-2	1-1	0-0	0	0	0	2	5	0	1	0	0	15
03	EVANS, Maxwell	0-0	0-0	0-0	0	1	1	1	0	1	1	0	0	3
15	BROWN, Clevon	2-2	0-0	1-1	0	1	1	5	5	1	3	1	1	23
32	RYAN, Matt	4-7	2-5	2-3	0	2	2	2	12	1	2	0	0	26
	Team				2	4	6							
	Totals	30-60	10-21	13-21	7	26	33	29	83	17	15	3	5	225

FG % 1st Half: 14-25 56.0% 2nd half: 14-27 51.9% OT: 2-8 25.0% Game: 30-60 50.0% Deadball Rebounds 6,1
 3FG % 1st Half: 3-6 50.0% 2nd half: 6-9 66.7% OT: 1-6 16.7% Game: 10-21 47.6%
 FT % 1st Half: 6-9 66.7% 2nd half: 5-8 62.5% OT: 2-4 50.0% Game: 13-21 61.9%

Officials: Terry Oglesby, Pat Adams, Terry Wymer
 Technical fouls: Tennessee-Schofield, Admiral. Vanderbilt-RYAN, Matt.
 Attendance: 14316

Score by periods	1st	2nd	OT	Total
Tennessee	38	38	12	88
Vanderbilt	37	39	7	83

	In	Off	2nd	Fast	Bench
Points	42	16	8	2	19
Paint	34	11	5	2	22
T/O					
Chance					
Break					

Last FG - UT OT-00:31, VU OT-02:01.
 Largest lead - UT by 13 1st-15:01, VU by 6 2nd-01:32.
 UT led for 30:37. VU led for 07:37. Game was tied for 06:42.

Score tied - 9 times.
 Lead changed - 8 times.

Notes

- ★ Vanderbilt is now 62-62 all-time in overtime games including a 32-24 mark at home.
- ★ The Commodores outrebounded Tennessee, 33-30.
- ★ Freshman Aaron Nesmith tallied a career-high 24 points on a career-best nine made field goals. He also played a career-high 42 minutes.
- ★ Saben Lee scored 21 points, his second game this season with 20 or more points.
- ★ Vanderbilt made 10 threes against the Volunteers, the fourth time this season the Commodores have made 10 or more threes and the first time since making 12 against Arizona State on December 17.
- ★ The Commodores made 30 made field goals, the most for the Commodores in SEC play this season.
- ★ Vanderbilt converted on 50% of their shots from the floor, their highest percentage in SEC play this season.

Recap

NASHVILLE (AP) - Vanderbilt rallied from an early deficit to force overtime against No. 1 Tennessee, but the rival Volunteers pulled away in the extra period to top the Commodores, 88-83, on Wednesday at Memorial Gymnasium.

Grant Williams scored a career-high 43 points and finished off a three-point play with 31.6 seconds left in overtime to put top-ranked Tennessee ahead to stay, and the Volunteers avoided a repeat of their last trip to Memorial Gym freshly minted as the nation's No. 1 team by holding off Vanderbilt.

Barely.

The Volunteers (17-1, 6-0 Southeastern Conference) won their 13th straight game and first since moving to No. 1 in the AP Top 25 on Monday for the second time in program history. They also have won five of the last six against their in-state rival.

The Commodores (9-9, 0-6) came in hoping to pull off their seventh upset of a No. 1 team in Memorial Gym, a list of wins that includes knocking off Tennessee on Feb. 26, 2008, a day after the Vols took over the top-ranked spot. That squad was ranked in the Top 25, but these Commodores are off to the school's worst start in SEC play and have only one senior.

Williams went a career-best 23 of 23 at the free throw line. He scored Tennessee's first 10 points in overtime, and his three-point play came after Saben Lee's free throw gave Vandy its last lead at 82-81 with 41.5 seconds to go.

Jordan Bone added 14 for the Vols.

Tennessee trailed 76-70 before Williams rallied the Vols in the final 1:22 of regulation. He hit two free throws off a flagrant foul on Clevon Brown with 1:22 left. Williams then scored off an inbounds play to pull the Vols to 76-74, and Admiral Schofield hit a jumper with 38.1 seconds left to tie it at 76.

Williams blocked Lee's layup, then Aaron Nesmith blocked Jordan Bowden's layup try for the Vols. After a scramble for the ball, Williams came up with the steal and called timeout with 3.3 seconds to go. Brown blocked Williams' 3-point try, and the Vols couldn't get another shot off.

The Commodores not only outrebounded Tennessee, coach Bryce Drew got an impressive shooting performance from his team. Nesmith hit back-to-back 3s to tie it at 55 with 11:16 left, and the Commodores took their first lead since late in the second half at 56-55 on a free throw by Lee midway through the half.

Nesmith hit another 3 with 6:06 left to put Vandy up 64-61, and a 3 by Lee gave the Commodores their biggest lead of the game at 70-65 with 3:47 remaining to set up a thrilling finish.

Nesmith had a career-high 24 points, Lee added 21, Ryan 12 and Simisola Shittu 10.

The Vols missed a couple of chances in the final seconds before taking a 38-37 lead into halftime. They never led by more than six in the second half.

2018-19 Box Scores



Official Basketball Box Score -- Game Totals -- Final Statistics
Winthrop vs Vanderbilt
11/06/18 8:30 p.m. at Nashville, Tenn. (Memorial Gym)



Winthrop 79 • 0-1

Box score table for Winthrop 79 vs Vanderbilt 82. Columns include Player, FG-FGA, 3-Ptr, FT-FTA, Rebounds, PF, TP, A TO Blk Stl, Min. Totals: 29-68, 5-24, 16-24, 13 28 41, 19 79, 10 13 0 4, 200

FG % 1st Half: 17-35 48.6% 2nd half: 12-33 36.4% Game: 29-68 42.6%
3FG % 1st Half: 4-12 33.3% 2nd half: 3-15 20.0% Game: 5-24 20.8%
FT % 1st Half: 4-5 80.0% 2nd half: 12-19 63.2% Game: 16-24 66.7%

Vanderbilt 92 • 1-0

Box score table for Vanderbilt 92 vs Winthrop 79. Columns include Player, FG-FGA, 3-Ptr, FT-FTA, Rebounds, PF, TP, A TO Blk Stl, Min. Totals: 34-63, 10-30, 14-20, 5 30 35, 19 92, 15 11 7 4, 200

FG % 1st Half: 20-35 57.1% 2nd half: 14-28 50.0% Game: 34-63 54.0%
3FG % 1st Half: 4-14 28.6% 2nd half: 6-16 37.5% Game: 10-30 33.3%
FT % 1st Half: 3-5 60.0% 2nd half: 11-15 73.3% Game: 14-20 70.0%

Officials: Jason Baker, K.B. Burdett Jr., Hunter Allen
Technical fouls: Winthrop-TEAM, Vanderbilt-None.
Attendance: 8387

Score by periods table for Winthrop vs Vanderbilt. 1st: 40, 2nd: 39, Total: 79

Points In Off 2nd Fast Bench
Paint T/O Chance Break
WINTHR 42 15 6 4 28
VU 40 15 4 11 10

Score tied - 4 times.
Lead changed - 3 times.



Official Basketball Box Score -- Game Totals -- Final Statistics
Vanderbilt vs Southern California
11/11/18 6:00 pm at



Vanderbilt 82 • 2-0

Box score table for Vanderbilt 82 vs Southern California 78. Columns include Player, FG-FGA, 3-Ptr, FT-FTA, Rebounds, PF, TP, A TO Blk Stl, Min. Totals: 27-71, 9-26, 19-30, 19 30 49, 20 82, 14 14 1 7, 199

FG % 1st Half: 16-44 36.4% 2nd half: 11-27 40.7% Game: 27-71 38.0%
3FG % 1st Half: 6-18 33.3% 2nd half: 3-8 37.5% Game: 9-29 30.8%
FT % 1st Half: 4-10 40.0% 2nd half: 15-20 75.0% Game: 19-30 63.3%

Southern California 78 • 1-1

Box score table for Southern California 78 vs Vanderbilt 82. Columns include Player, FG-FGA, 3-Ptr, FT-FTA, Rebounds, PF, TP, A TO Blk Stl, Min. Totals: 32-81, 4-19, 10-18, 21 26 47, 26 78, 9 11 5 8, 200

FG % 1st Half: 14-36 38.9% 2nd half: 18-45 40.0% Game: 32-81 39.5%
3FG % 1st Half: 3-10 30.0% 2nd half: 1-9 11.1% Game: 4-19 21.1%
FT % 1st Half: 5-9 55.6% 2nd half: 5-9 55.6% Game: 10-18 55.6%

Officials:
Technical fouls: Vanderbilt-None, Southern California-None.
Attendance: 3804

Score by periods table for Vanderbilt vs Southern California. 1st: 42, 2nd: 40, Total: 82

Points In Off 2nd Fast Bench
Paint T/O Chance Break
VU 36 9 22 16 20
USC 42 5 17 13 14

Score tied - 5 times.
Lead changed - 11 times.



Official Basketball Box Score -- Game Totals -- Final Statistics
Alcorn State vs Vanderbilt
11/16/18 7:00 p.m. at Nashville, Tenn. (Memorial Gym)



Alcorn State 54 • 1-2

Box score table for Alcorn State 54 vs Vanderbilt 79. Columns include Player, FG-FGA, 3-Ptr, FT-FTA, Rebounds, PF, TP, A TO Blk Stl, Min. Totals: 21-66, 6-22, 6-9, 12 27 39, 18 54, 9 14 0 8, 200

FG % 1st Half: 11-35 31.4% 2nd half: 10-31 32.3% Game: 21-66 31.8%
3FG % 1st Half: 4-13 30.8% 2nd half: 2-9 22.2% Game: 6-22 27.3%
FT % 1st Half: 3-4 75.0% 2nd half: 3-5 60.0% Game: 6-9 66.7%

Vanderbilt 79 • 3-0

Box score table for Vanderbilt 79 vs Alcorn State 54. Columns include Player, FG-FGA, 3-Ptr, FT-FTA, Rebounds, PF, TP, A TO Blk Stl, Min. Totals: 29-64, 8-26, 13-17, 9 34 43, 11 79, 18 11 7 4, 200

FG % 1st Half: 13-29 44.8% 2nd half: 16-35 45.7% Game: 29-64 45.3%
3FG % 1st Half: 4-12 33.3% 2nd half: 4-14 28.6% Game: 8-26 30.8%
FT % 1st Half: 7-9 77.8% 2nd half: 6-8 75.0% Game: 13-17 76.5%

Officials: Jason Baker, Nathan Bemis, Erroll Lewis
Technical fouls: Alcorn State-None, Vanderbilt-None.
Attendance: 9193

Score by periods table for Vanderbilt vs Alcorn State. 1st: 29, 2nd: 25, Total: 54

Points In Off 2nd Fast Bench
Paint T/O Chance Break
ALC 22 1 15 2 17
VU 37 42 12 2 16 20

Score tied - 2 times.
Lead changed - 0 times.



Official Basketball Box Score -- Game Totals -- Final Statistics
Liberty vs Vanderbilt
11/19/18 7:00 at Memorial Gym



Liberty 70 • 3-1

Box score table for Liberty 70 vs Vanderbilt 79. Columns include Player, FG-FGA, 3-Ptr, FT-FTA, Rebounds, PF, TP, A TO Blk Stl, Min. Totals: 27-62, 7-26, 9-16, 7 22 29, 21 70, 9 11 3 8, 200

FG % 1st Half: 14-30 46.7% 2nd half: 13-32 40.6% Game: 27-62 43.5%
3FG % 1st Half: 4-16 25.0% 2nd half: 3-10 30.0% Game: 7-26 26.9%
FT % 1st Half: 1-2 50.0% 2nd half: 8-14 57.1% Game: 9-16 56.3%

Vanderbilt 79 • 4-0

Box score table for Vanderbilt 79 vs Liberty 70. Columns include Player, FG-FGA, 3-Ptr, FT-FTA, Rebounds, PF, TP, A TO Blk Stl, Min. Totals: 26-52, 9-18, 18-28, 10 29 39, 16 79, 9 15 4 6, 200

FG % 1st Half: 14-26 53.8% 2nd half: 12-26 46.2% Game: 26-52 50.0%
3FG % 1st Half: 4-7 57.1% 2nd half: 5-11 45.5% Game: 9-18 50.0%
FT % 1st Half: 5-8 62.5% 2nd half: 13-20 65.0% Game: 18-28 64.3%

Officials: Chuck Jones, K.B. Burdett, Jr. Gerald Williams
Technical fouls: Liberty-MCDOWELL, Keegan, Vanderbilt-SHITTU, Simisola;
RYAN, Matt.
Attendance: 8493

Score by periods table for Vanderbilt vs Liberty. 1st: 33, 2nd: 47, Total: 79

Points In Off 2nd Fast Bench
Paint T/O Chance Break
LIBERTY 32 9 8 5 25
VU 26 14 7 4 7

Score tied - 3 times.
Lead changed - 4 times.

2018-19 Box Scores



Official Basketball Box Score -- Game Totals -- Final Statistics
Kent State vs Vanderbilt
11/23/18 4 p.m. at Nashville, Tenn. (Memorial Gym)



Kent State 77 • 5-1

Table with 15 columns: #, Player, FG-FGA, 3-Ptr, FT-FTA, Rebounds, PF, TP, A TO Bk, Stl, Min. Rows include WHITTINGTON, Philip; AVERY, Jalen; WILLIAMSON, CJ; WILLIAMS, Antonio; PETERSON, Mitch; DULING, BJ; HARRIS, Kain; ROBERTS, Anthony; WALKER, Jaylin.

FG % 1st Half: 15-28 53.6% 2nd half: 10-28 35.7% Game: 25-56 44.6%
3FG % 1st Half: 9-15 60.0% 2nd half: 3-9 33.3% Game: 12-24 50.0%
FT % 1st Half: 2-2 100.0% 2nd half: 13-18 72.2% Game: 15-20 75.0%

Vanderbilt 75 • 4-1

Table with 15 columns: #, Player, FG-FGA, 3-Ptr, FT-FTA, Rebounds, PF, TP, A TO Bk, Stl, Min. Rows include SHITTU, Simisola; RYAN, Matt; LEE, Saben; TOYE, Joe; GARLAND, Darius; WETZELL, Yanni; EVANS, Maxwell; MOYER, Matthew; BROWN, Clevon; NESMITH, Aaron.

FG % 1st Half: 10-29 34.5% 2nd half: 17-29 58.6% Game: 27-58 46.6%
3FG % 1st Half: 2-9 22.2% 2nd half: 3-9 33.3% Game: 5-18 27.8%
FT % 1st Half: 12-17 70.6% 2nd half: 4-10 40.0% Game: 16-27 59.3%

Officials: Todd Austin, John Hampton, Hunter Allen
Technical fouls: Kent State-WILLIAMSON, CJ. Vanderbilt-None.
Attendance: 9061

Score by periods table with columns: 1st, 2nd, Total. Rows for Kent State and Vanderbilt.

Table with columns: Points, In Paint, Off T/O, 2nd Chance, Fast Break, Bench. Rows for KENT and VU.

Last FG - KENT 2nd-01:33, VU 2nd-00:03.
Largest lead - KENT by 13 1st-13:03, VU by 2 1st-19:43.
KENT led for 34:25. VU led for 00:57. Game was tied for 04:38.
Score tied - 4 times. Lead changed - 5 times.



Official Basketball Box Score -- Game Totals -- Final Statistics
Savannah State vs Vanderbilt
11/27/18 7 p.m. at Nashville, Tenn. (Memorial Gym)



Savannah State 85 • 3-6

Table with 15 columns: #, Player, FG-FGA, 3-Ptr, FT-FTA, Rebounds, PF, TP, A TO Bk, Stl, Min. Rows include HARPER, Tyrell; GRANT JR., John; SMITH, Jahlin; SELLERS, Zach; DOTSON, Jaquan; SMITH, Zaqavian; JOSEPH, Collins; HANSEN, Romani; SAEED, Adam.

FG % 1st Half: 14-36 38.9% 2nd half: 16-39 41.0% Game: 30-75 40.0%
3FG % 1st Half: 6-24 25.0% 2nd half: 10-19 52.6% Game: 16-43 37.2%
FT % 1st Half: 3-5 60.0% 2nd half: 6-9 66.7% Game: 9-14 64.3%

Vanderbilt 120 • 5-1

Table with 15 columns: #, Player, FG-FGA, 3-Ptr, FT-FTA, Rebounds, PF, TP, A TO Bk, Stl, Min. Rows include SHITTU, Simisola; BROWN, Clevon; RYAN, Matt; LEE, Saben; TOYE, Joe; WETZELL, Yanni; EVANS, Maxwell; MOYER, Matthew; RICE, Isaiah; NESMITH, Aaron; HUNT, Mac.

FG % 1st Half: 23-37 62.2% 2nd half: 19-30 63.3% Game: 42-67 62.7%
3FG % 1st Half: 6-15 40.0% 2nd half: 9-15 60.0% Game: 15-30 50.0%
FT % 1st Half: 13-17 76.5% 2nd half: 8-8 100.0% Game: 21-25 84.0%

Officials: Pat Adams, Brian Shey, Erroll Lewis
Technical fouls: Savannah State-None. Vanderbilt-None.
Attendance: 8271

Score by periods table with columns: 1st, 2nd, Total. Rows for Savannah State and Vanderbilt.

Table with columns: Points, In Paint, Off T/O, 2nd Chance, Fast Break, Bench. Rows for SSUM and VU.

Last FG - SSUM 2nd-02:04, VU 2nd-00:31.
Largest lead - SSUM by 1 1st-16:32, VU by 43 2nd-04:53.
SSUM led for 00:23. VU led for 39:26. Game was tied for 00:11.
Score tied - 0 times. Lead changed - 2 times.



Official Basketball Box Score -- Game Totals -- Final Statistics
Vanderbilt vs NC State
12/01/18 5:00 PM at AmericanAirlines Arena, Miami, Fla.



Vanderbilt 65 • 5-2

Table with 15 columns: #, Player, FG-FGA, 3-Ptr, FT-FTA, Rebounds, PF, TP, A TO Bk, Stl, Min. Rows include SHITTU, Simisola; BROWN, Clevon; RYAN, Matt; LEE, Saben; TOYE, Joe; WETZELL, Yanni; EVANS, Maxwell; MOYER, Matthew; NESMITH, Aaron.

FG % 1st Half: 12-27 44.4% 2nd half: 10-29 34.5% Game: 22-56 39.3%
3FG % 1st Half: 1-9 11.1% 2nd half: 2-13 15.4% Game: 3-22 13.6%
FT % 1st Half: 9-13 69.2% 2nd half: 9-17 52.9% Game: 18-30 60.0%

NC State 80 • 7-1

Table with 15 columns: #, Player, FG-FGA, 3-Ptr, FT-FTA, Rebounds, PF, TP, A TO Bk, Stl, Min. Rows include WALKER, Wyatt; DORN, Torin; BEVERLY, Braxton; JOHNSON, Markell; DANIELS, Devon; FUNDERBURK, DJ; HELLEMS, Jericole; LOCKETT, Eric; BRYCE, CJ; HARRIS, Blake.

FG % 1st Half: 18-37 48.6% 2nd half: 12-27 44.4% Game: 30-64 46.9%
3FG % 1st Half: 1-5 20.0% 2nd half: 4-10 40.0% Game: 5-15 33.3%
FT % 1st Half: 9-12 75.0% 2nd half: 6-10 60.0% Game: 15-22 68.2%

Officials: Joe Lindsay, Steve Anderson, Vlad Tadel
Technical fouls: Vanderbilt-None. NC State-None.
Attendance: 5749
2018 Air Force Reserve HoopHall Invitational presented by Citi

Score by periods table with columns: 1st, 2nd, Total. Rows for Vanderbilt and NC State.

Table with columns: Points, In Paint, Off T/O, 2nd Chance, Fast Break, Bench. Rows for VU and ST.

Last FG - VU 2nd-01:01, ST 2nd-00:18.
Largest lead - VU None, ST by 16 2nd-01:49.
VU led for 00:00. ST led for 39:03. Game was tied for 00:54.
Score tied - 0 times. Lead changed - 0 times.



Official Basketball Box Score -- Game Totals -- Final Statistics
Middle Tennessee vs Vanderbilt
12/05/18 6:30 p.m. at Nashville, Tenn. (Memorial Gym)



Middle Tennessee 51 • 3-6

Table with 15 columns: #, Player, FG-FGA, 3-Ptr, FT-FTA, Rebounds, PF, TP, A TO Bk, Stl, Min. Rows include SCURRY, Reggie; GAMBLE, Karl; SIMS, Donovan; JOHNSON, Jayce; GREEN, Antonio; CRUMP, Anthony; FARQUHAR, Junior; HAWTHORNE, James; MOSLEY, Lawrence; MILLER, Chase; MASSENBURG, TJ; BUTLER Jr., Darnell; LEWIS, Kydjana.

FG % 1st Half: 8-26 30.8% 2nd half: 12-30 40.0% Game: 20-56 35.7%
3FG % 1st Half: 0-6 0.0% 2nd half: 2-8 25.0% Game: 2-14 14.3%
FT % 1st Half: 5-13 38.5% 2nd half: 4-6 66.7% Game: 9-19 47.4%

Vanderbilt 79 • 6-2

Table with 15 columns: #, Player, FG-FGA, 3-Ptr, FT-FTA, Rebounds, PF, TP, A TO Bk, Stl, Min. Rows include SHITTU, Simisola; MOYER, Matthew; RYAN, Matt; LEE, Saben; TOYE, Joe; WETZELL, Yanni; EVANS, Maxwell; RICE, Isaiah; BROWN, Clevon; NESMITH, Aaron; HUNT, Mac.

FG % 1st Half: 11-26 42.3% 2nd half: 15-29 51.7% Game: 26-55 47.3%
3FG % 1st Half: 5-9 55.6% 2nd half: 4-12 33.3% Game: 9-21 42.9%
FT % 1st Half: 15-15 100.0% 2nd half: 3-4 75.0% Game: 18-19 94.7%

Officials: Pat Adams, Byron Jarrett, Bart Lenox
Technical fouls: Middle Tennessee-None. Vanderbilt-None.
Attendance: 8513

Score by periods table with columns: 1st, 2nd, Total. Rows for Middle Tennessee and Vanderbilt.

Table with columns: Points, In Paint, Off T/O, 2nd Chance, Fast Break, Bench. Rows for MT and VU.

Last FG - MT 2nd-02:30, VU 2nd-00:47.
Largest lead - MT by 1 1st-17:04, VU by 32 2nd-08:40.
MT led for 01:52. VU led for 36:24. Game was tied for 01:44.
Score tied - 1 time. Lead changed - 2 times.

2018-19 Box Scores



Official Basketball Box Score -- Game Totals -- Final Statistics
Mississippi State vs Vanderbilt
 01/19/19 7:30 p.m. at Nashville, Tenn. (Memorial Gym)



Mississippi State 71 • 14-3, 2-2 SEC

#	Player	Total		3-Ptr		Rebounds			PF	TP	A	TO	Blk	Stl	Min
		FG-FGA	FT-FTA	FG-FGA	FT-FTA	Off	Def	Tot							
24	Abdul Ado	f	1-1	0-0	2-2	2	1	3	3	4	0	1	2	1	12
35	Aric Holman	f	4-9	2-5	0-0	3	6	9	3	10	3	2	0	0	26
00	Nick Weatherspoon	g	2-7	0-2	2-2	0	2	2	3	6	1	1	0	2	34
02	Lamar Peters	g	3-6	1-4	0-0	0	2	2	4	7	2	2	0	0	22
11	Q Weatherspoon	g	6-12	0-0	5-7	1	7	8	2	17	4	0	0	0	32
01	Reggie Perry	g	3-6	0-1	0-0	2	6	8	2	6	0	0	1	0	21
12	Robert Woodard II	g	3-8	0-1	3-3	1	3	4	3	9	2	1	0	0	20
22	KeyShawn Feazell	g	1-2	0-0	0-0	1	0	1	1	2	0	0	0	0	7
23	Tyson Carter	g	4-8	2-6	0-0	0	3	3	1	10	1	2	0	1	26
	Team					0	0	0							
	Totals		27-59	5-19	12-14	10	30	40	22	71	13	9	3	4	200

FG % 1st Half: 12-30 40.0% 2nd half: 15-29 51.7% Game: 27-59 45.8% Deadball Rebounds 1
 3FG % 1st Half: 3-10 30.0% 2nd half: 2-9 22.2% Game: 5-19 26.3%
 FT % 1st Half: 8-10 80.0% 2nd half: 4-4 100.0 Game: 12-14 85.7%

Vanderbilt 55 • 9-8, 0-5 SEC

#	Player	Total		3-Ptr		Rebounds			PF	TP	A	TO	Blk	Stl	Min
		FG-FGA	FT-FTA	FG-FGA	FT-FTA	Off	Def	Tot							
11	SHITTU, Simisola	f	2-7	1-2	2-7	1	4	5	0	7	2	2	0	0	27
24	NESMITH, Aaron	f	4-10	2-6	1-2	1	5	6	3	11	0	2	0	0	35
32	RYAN, Matt	f	1-4	1-4	0-0	0	1	1	2	3	0	0	0	2	14
00	LEE, Saben	g	4-9	0-0	5-8	1	5	6	2	13	3	2	0	0	38
02	TOYE, Joe	g	3-8	1-3	0-1	0	1	1	1	7	1	1	0	1	25
01	WETZELL, Yanni	g	2-5	0-2	3-4	1	3	4	2	7	0	3	0	0	13
03	EVANS, Maxwell	g	0-1	0-1	1-2	0	0	0	0	1	0	1	0	0	12
13	MOYER, Matthew	g	2-3	0-1	2-2	2	2	4	1	6	0	3	2	0	24
15	BROWN, Clevon	g	0-2	0-0	0-0	1	2	3	0	0	0	0	0	0	12
	Team					0	0	0							
	Totals		18-49	5-19	14-26	7	23	30	11	55	6	14	2	3	200

FG % 1st Half: 10-30 33.3% 2nd half: 8-19 42.1% Game: 18-49 36.7% Deadball Rebounds 6
 3FG % 1st Half: 3-9 33.3% 2nd half: 2-10 20.0% Game: 5-19 26.3%
 FT % 1st Half: 4-9 44.4% 2nd half: 10-17 58.8% Game: 14-26 53.8%

Officials: Patrick Evans, Byron Jarrett, Gerald Williams
 Technical fouls: Mississippi State-Lamar Peters. Vanderbilt-None.
 Attendance: 9570

Score by periods	1st	2nd	Total
Mississippi State	35	36	71
Vanderbilt	27	28	55

Last FG - MS 2nd-01:20, VU 2nd-01:06.
 Largest lead - MS by 22 2nd-06:03, VU None.
 MS led for 39:09, VU led for 00:00. Game was tied for 00:51.

	Points	In Paint	Off T/O	2nd Chance	Fast Break	Bench
MS	40	18	7	8	27	
VU	24	2	6	4	14	

Score tied - 0 times.
 Lead changed - 0 times.



Official Basketball Box Score -- Game Totals -- Final Statistics
Tennessee vs Vanderbilt
 01/23/19 6 p.m. at Nashville, Tenn. (Memorial Gym)



Tennessee 88 • 17-1, 6-0 SEC

#	Player	Total		3-Ptr		Rebounds			PF	TP	A	TO	Blk	Stl	Min
		FG-FGA	FT-FTA	FG-FGA	FT-FTA	Off	Def	Tot							
02	Williams, Grant	f	10-15	0-2	23-23	1	7	8	3	43	2	3	4	1	38
05	Schofield, Admiral	f	2-9	0-6	2-4	0	4	4	4	6	0	1	0	2	30
11	Alexander, Kyle	f	3-3	0-0	0-0	1	4	5	1	6	0	2	3	0	35
00	Bone, Jordan	g	5-10	2-3	2-3	1	1	2	2	14	7	0	0	1	36
35	Pons, Yves	g	0-1	0-1	0-0	0	2	2	1	0	0	2	0	0	14
01	Turner, Lamonte	g	2-8	2-5	2-2	0	2	2	4	8	5	0	0	0	33
10	Fulkerson, John	g	0-0	0-0	0-0	0	0	0	2	0	0	0	0	0	7
15	Walker, Derrick	g	1-1	0-0	0-0	0	0	0	0	2	0	0	0	0	1
23	Bowden, Jordan	g	4-11	1-3	0-0	0	4	4	3	9	2	0	0	1	31
	Team					2	1	3							
	Totals		27-58	5-20	29-32	5	25	30	20	88	16	8	7	5	225

FG % 1st Half: 13-26 50.0% 2nd half: 12-27 44.4% OT: 2-5 40.0% Game: 27-58 46.6% Deadball Rebounds 2
 3FG % 1st Half: 5-12 41.7% 2nd half: 0-7 0.0% OT: 0-1 0.0% Game: 5-20 25.0%
 FT % 1st Half: 7-8 87.5% 2nd half: 14-16 87.5% OT: 8-8 100.0 Game: 29-32 90.6%

Vanderbilt 83 • 9-9, 0-6 SEC

#	Player	Total		3-Ptr		Rebounds			PF	TP	A	TO	Blk	Stl	Min
		FG-FGA	FT-FTA	FG-FGA	FT-FTA	Off	Def	Tot							
01	WETZELL, Yanni	f	2-5	0-1	0-0	1	2	3	5	4	2	0	0	0	25
11	SHITTU, Simisola	f	5-11	0-1	0-1	1	5	6	4	10	4	4	0	1	35
13	MOYER, Matthew	f	1-2	0-1	0-0	0	4	4	4	2	0	0	0	1	14
24	NESMITH, Aaron	f	9-15	4-7	2-3	2	4	6	3	24	1	2	2	2	42
00	LEE, Saben	g	5-16	3-5	8-13	1	3	4	3	21	7	2	0	0	42
02	TOYE, Joe	g	2-2	1-1	0-0	0	0	0	2	5	0	1	0	0	15
03	EVANS, Maxwell	g	0-0	0-0	0-0	0	1	1	1	0	1	1	0	0	3
15	BROWN, Clevon	g	2-2	0-0	1-1	0	1	1	5	5	1	3	1	1	23
32	RYAN, Matt	g	4-7	2-5	2-3	0	2	2	2	12	1	2	0	0	26
	Team					2	4	6							
	Totals		30-60	10-21	13-21	7	26	33	29	83	17	15	3	5	225

FG % 1st Half: 14-25 56.0% 2nd half: 14-27 51.9% OT: 2-8 25.0% Game: 30-60 50.0% Deadball Rebounds 6,1
 3FG % 1st Half: 3-6 50.0% 2nd half: 6-9 66.7% OT: 1-6 16.7% Game: 10-21 47.6%
 FT % 1st Half: 6-9 66.7% 2nd half: 5-8 62.5% OT: 2-4 50.0% Game: 13-21 61.9%

Officials: Terry Oglesby, Pat Adams, Terry Wymmer
 Technical fouls: Tennessee-Schofield, Admiral. Vanderbilt-RYAN, Matt.
 Attendance: 14316


Score by periods	1st	2nd	OT	Total
Tennessee	38	38	12	88
Vanderbilt	37	39	7	83

Last FG - UT OT-00:31, VU OT-02:01.
 Largest lead - UT by 13 1st-15:01, VU by 6 2nd-01:32.
 UT led for 30:37, VU led for 07:37. Game was tied for 06:42.

	Points	In Paint	Off T/O	2nd Chance	Fast Break	Bench
UT	42	16	8	2	19	
VU	34	11	5	2	22	

Score tied - 9 times.
 Lead changed - 8 times.

HEAD COACH BRYCE DREW



THE DREW FILE

High School: Valparaiso (Ind.), '94
College: Bachelor of Arts In Sports Management, Valparaiso, '98
Family: Wife, Tara, son Bryson (4)



DREW THROUGH THE YEARS

Year	School	Position	W-L	Conf.	Postseason
2019	Vanderbilt	Head Coach	9-9	0-6	-
2018	Vanderbilt	Head Coach	12-20	6-12	-
2017	Vanderbilt	Head Coach	19-16	10-8	NCAA First Round
2016	Valparaiso	Head Coach	30-7	16-2	NIT Finals
2015	Valparaiso	Head Coach	28-6	13-3	NCAA Second Round
2014	Valparaiso	Head Coach	18-16	9-7	CollegInsider.com First Round
2013	Valparaiso	Head Coach	26-8	13-3	NCAA Second Round
2012	Valparaiso	Head Coach	22-12	14-4	NIT First Round
2011	Valparaiso	Assistant Coach	23-12	12-6	CollegInsider.com First Round
2010	Valparaiso	Assistant Coach	15-17	10-8	-
2009	Valparaiso	Assistant Coach	9-22	5-13	-
2008	Valparaiso	Assistant Coach	22-14	9-9	College Basketball Invite 2nd Rd.
2007	Valparaiso	Assistant Coach	16-15	9-5	-
2006	Valparaiso	Assistant Coach	17-12	8-8	-
2005	Valencia (Spain)	Player	38-14		Champions League Second Round
2004	New Orleans (NBA)	Player	41-41		East 1st round
2003	New Orleans (NBA)	Player	47-35		East 1st round
2002	Charlotte (NBA)	Player	44-38		East Semifinals
2001	Chicago (NBA)	Player	15-67		-
2000	Houston (NBA)	Player	34-48		-
1999	Houston (NBA)	Player	31-19		West 1st round
1998	Valparaiso	Player	23-10	13-3	NCAA Regional Semifinals
1997	Valparaiso	Player	24-7	13-3	NCAA First Round
1996	Valparaiso	Player	22-10	13-5	NCAA First Round
1995	Valparaiso	Player	20-8	14-4	-
Head Coach Totals			164-94	81-45	
Totals at Vanderbilt (Head Coach)			40-45	16-26	
Totals at Valparaiso (Head Coach)			124-49	65-19	
Totals at Valparaiso (Assistant)			102-92	53-49	
Totals at Valparaiso (playing)			89-35	53-15	
Totals as NBA Player			212-248		

3	Three-time Conference Coach of the Year
25	Averaged 25 wins a year in five years at Valparaiso
27	27th coach in Vanderbilt basketball history, and ninth of the modern era.
5	Postseason appearances as a head coach, including three in the NCAA Tournament and two in the NIT.
16	Coached 16 All-Conference honorees.
30	Won 30 games with Valparaiso in 2015-16.
2,142	Career points scored at Valparaiso - the 2nd most in the program's history. He is also the program's leader in 3-pointers made (364) and assists (626).
2	Two-time NABC District 12 Coach of the Year
6	Played six seasons in the NBA... Two with Houston, one with Chicago, and three with Charlotte/New Orleans
1,000	Scored over 1,000 points in his NBA career.
12	Played alongside 12 NBA All-Stars
3	Played with three players named among the Top 50 NBA Players of All Time - Charles Barkley, Hakeem Olajuwon, and Scottie Pippin
10	Recruited a consensus Top 10 recruiting class for the class of 2018.



**VANDERBILT
ATHLETIC COMMUNICATIONS**

INTERVIEW POLICY

Vanderbilt head coach Bryce Drew and selected Vanderbilt players will be available to the media before practice on a weekly basis during the non-conference season, and bi-weekly during the SEC season.

The times for those media sessions will be emailed to media members in advance of those pre-practice interviews.

Media may photograph the first 20 minutes of practice. All practices are closed to the public.

POSTGAME INTERVIEW POLICY

Vanderbilt head coach Bryce Drew will enter the Memorial Gym interview room after the NCAA-mandated 10-minute cooling off period, and after the visiting team makes an appearance in the interview room.

VUCOMMODORES.COM

The official website of Vanderbilt athletics, vucommodores.com, includes pregame notes, season statistics, videos of press conferences and meetings with the media, live stats, twitter feeds, and streaming audio and video of everything that is Commodore athletics.

@VANDYMBB

The official Twitter feed of Vanderbilt men's basketball, follow the latest information and get breaking news on Commodore basketball.

VU QUICK FACTS

Location Nashville, Tenn.
Founded 1873
Conference Southeastern
Enrollment 6,738
Nickname Commodores
Colors Black and Gold
Home Arena Memorial Gymnasium (14,316)
Chancellor Nicholas Zeppos
Vice Chancellor David Williams II
Faculty Rep. Dr. Susan Wentz

Athletic Communications

Men's Basketball SID Andy Boggs
Media Relations Address 2601 Jess Neely Dr.
 Nashville, TN 37212
Office Phone (615) 343-1847
E-Mail Andy.Boggs@Vanderbilt.edu

INS AND OUTS

Career Games Played	Player	Games	Starts	Cons. Starts
Joe Toye		114	37	-
Matt Ryan		89	20	-
Clevon Brown		83	6	-
Yanni Wetzell		76	65	1
Matthew Moyer		52	24	1
Saben Lee		49	46	42
Maxwell Evans		45	15	-
Aaron Nesmith		17	4	4
Simisola Shittu		17	17	17
Darius Garland		5	5	-
Isaiah Rice		5	-	-
Mac Hunt		3	-	-

Double-Digit Scoring Games			
Player	Career (Record)	'18-19	Cons.
Saben Lee	29 (13-16)	12 (7-5)	2 (0-2)
Joe Toye	27 (15-12)	9 (6-3)	-
Matt Ryan	13	8 (6-2)	1 (0-1)
Simisola Shittu	14 (8-6)	14 (8-6)	1 (0-1)
Maxwell Evans	7 (4-3)	4 (2-2)	-
Aaron Nesmith	6 (3-3)	6 (3-3)	3 (0-3)
Darius Garland	3 (3-0)	3 (3-0)	-
Matthew Moyer	3 (3-0)	3 (3-0)	-
Clevon Brown	1 (1-0)	-	-
Yanni Wetzell	3 (3-0)	3 (3-0)	-

Double-Digit Rebounding Games			
Player	Career	'18-19	Cons.
Simisola Shittu	3 (2-1)	3 (2-1)	-
Aaron Nesmith	1 (1-0)	1 (1-0)	-

Double-Doubles			
Player	Career	'18-19	Cons.
Simisola Shittu	2 (2-1)	2 (2-1)	-
Aaron Nesmith	1 (1-0)	1 (1-0)	-

SEC PRESEASON POLL

Preseason Media Poll, Pts

1. Kentucky
2. Tennessee
3. Auburn
4. Mississippi State
5. Florida
6. LSU
7. Alabama
8. Vanderbilt
9. Missouri
10. Arkansas
11. South Carolina
12. Texas A&M
13. Georgia
14. Ole Miss

First Team All-SEC

- Daniel Gafford – Arkansas
- Reid Travis – Kentucky
- Tremont Waters – LSU
- Chris Silva – South Carolina
- Grant Williams – Tennessee

Second Team All-SEC

- Bryce Brown – Auburn
- Jared Harper – Auburn
- Jalen Hudson – Florida
- PJ Washington – Kentucky
- Quinnady Weatherspoon – Mississippi State
- Jontay Porter – Missouri
- Admiral Schofield – Tennessee

SEC Player of the Year

- Grant Williams – Tennessee

2018-19 TRENDS

Winning Opening Tip	7-5
Losing Opening Tip	2-4
VU Scores First	6-4
Opponent Scores First	3-5
Leading at Halftime	9-2
Trailing at Halftime	0-7
Tied at Halftime	0-0
Leading with Five Minutes Remaining	9-1
Trailing with Five Minutes Remaining	0-7
Tied with Five Minutes Remaining	0-1
Leading with Two Minutes Remaining	9-1
Trailing with Two Minutes Remaining	0-7
Tied with Two Minutes Remaining	0-1
Overtime	0-1
Games Decided by Three Points or Less	0-2
Games Decided by 4-10 Points	2-4
Games Decided by 11-20 Points	3-4
Games Decided by 21-plus Points	4-0
VU Shoots 50% or Better	5-1
VU Shoots 40% or Better	4-3
VU Shoots Lower Than 40%	1-5
Opponent Shoots 50% or Better	0-1
Opponent Shoots 40% or Better	3-7
Opponent Shoots Lower Than 40%	6-0
VU Outshoots Opponent	8-4
VU Outshot by Opponent	1-5
Shoot Same Percentage	0-0
VU Scores 70 Points or More	6-3
VU Scores Less Than 70 Points	0-5
VU Scores 80 Points or More	4-1
VU Scores 90 Points or More	4-0
Opponent Scores 70 Points or More	5-3
Opponent Scores Less Than 70 Points	4-2
Opponent Scores 80 Points or More	1-4
Opponent Scores 90 Points or More	0-0
Makes More 3-Pointers Than Opponent	6-4
Makes Fewer 3-Pointers Than Opponent	3-3
3-Pointers are Equal	0-2
Outrebounds Opponent	7-3
Outrebounded by Opponent	2-6
Rebounds are Equal	0-0
Playing on National TV	2-7
Playing on Regional TV	0-0
Online Only	7-2
Playing on Weekday	6-4
Playing on Weekend	2-4
Game Tips Before 6 p.m. CT (afternoons)	2-3
Game Tips After 6 p.m. CT (evenings)	7-6
In White Uniforms	8-4
In Gold Uniforms	0-1
In Black Uniforms	1-4
In Grey Uniforms	0-0
In November	5-1
In December	3-2
In January	0-6
In February	0-0
In March	0-0
Home	8-5
Neutral	0-1
Away	1-3
Conferences	
vs. Non-Conference	9-3
ACC	0-1
ASUN	1-0
Big 12	0-1
Big South	2-0
C-USA	1-0
Mid-American	0-1
Mid-Eastern Athletic	1-0
Ohio Valley	1-0
Pac 12	2-0
SWAC	1-0
Vs. SEC	0-6
Lineups	
Garland, Lee, Ryan, Toye, Shittu	4-1
Brown, Lee, Ryan, Shittu, Toye	1-1
Lee, Moyer, Ryan, Shittu, Toye	2-1
Lee, Ryan, Shittu, Toye, Wetzell	2-1
Lee, Nesmith, Ryan, Shittu, Wetzell	0-1
Lee, Nesmith, Ryan, Shittu, Toye	0-3
Lee, Moyer, Nesmith, Shittu, Wetzell	0-1



2018-19 Roster

No.	Name	Pos.	Ht.	Wt.	Cl.-Yr	Hometown (Previous School)
0	Saben Lee	G	6-2	183	So. - 2nd	Phoenix, Ariz. (Corona Del Sol)
1	Yanni Wetzell	F/C	6-10	240	R-Jr. - 4th	Auckland, N.Z. (St. Mary's (Texas)/Westlake Boys)
2	Joe Toye	G/F	6-7	210	Sr. - 4th	Chicago, Ill. (Whitney Young)
3	Maxwell Evans	G	6-2	192	So. - 2nd	Houston, Texas (Bellaire)
11	Simisola Shittu	F/C	6-10	240	Fr. - 1st	Burlington, Ont. (Vermont Academy)
13	Matthew Moyer	F	6-8	217	R-So. - 3rd	Gahanna, Ohio (Syrcause/South Kent Prep/Lincoln)
14	Isaiah Rice	G	5-11	195	So. - 2nd	Indianapolis, Ind. (Park Tudor)
15	Clevon Brown	F	6-8	240	Jr. -3rd	San Antonio, Texas (Churchill)
24	Aaron Nesmith	F	6-6	213	Fr. - 1st	Charleston, S.C. (Porter Gaud)
30	Mac Hunt	G	6-6	182	Fr. - 1st	Chattanooga, Tenn. (McCallie)
32	Matt Ryan	F	6-8	215	R-Jr. - 4th	Cortlandt Manor, N.Y. (Notre Dame/Iona Prep)
50	Ejike Obinna	F/C	6-10	240	So. - 2nd	Enugu, Nigeria (Virginia Academy (Va.))

COACHING STAFF

Head Coach..... **Bryce Drew** (Valparaiso, 1998) - 3rd
 Associate Head Coach..... **Roger Powell** (Illinois, 2005) - 3rd
 Assistant Coach..... **Jake Diebler** (Valparaiso, 2009) - 3rd
 Assistant Coach..... **Casey Shaw** (Toledo, 1998) - 3rd
 Director of Scouting..... **Luke Simons** (Purdue, 2005) - 3rd
 Director of Operations..... **Matt Olinger** (Liberty, 2007) - 3rd

SUPPORT STAFF

Athletic Communications Dir. **Andy Boggs** (Florida State, 1998)
 Academic Support... **Max Maurice Martin** (South Carolina St., 1991)
 Athletic Trainer..... **Brandon Wells** (UW-Stevens Point, 2007)
 Strength and Conditioning..... **Jeremy Anderson** (Liberty, 2011)

PRONUNCIATION GUIDE

Clevon Brown..... **CLEE-von**
 Jake Diebler..... **DEEB-ler**
 Aaron Nesmith..... **NEE-smith**
 Ejike Obinna..... **EH-Je-KAY Oh-Bean-a**
 Simisola Shittu..... **SIMI-sola Shi-TU**
 Joe Toye..... **TOY**

ROSTER BY CLASS

Seniors (1)

Joe Toye Chicago, Ill.

Juniors (3)

Clevon Brown..... San Antonio, Texas
Matt Ryan..... Cortlandt Manor, N.Y.
Yanni Wetzell..... Auckland, N.Z.

Sophomores (5)

Maxwell Evans..... Houston, Texas
Saben Lee..... Phoenix, Ariz.
Matthew Moyer..... Gahanna, Ohio
Ejike Obinna..... Enugu, Nigeria
Isaiah Rice..... Indianapolis, Ind.

Freshman (3)

Mac Hunt..... Chattanooga, Tenn.
Aaron Nesmith..... Charleston, S.C.
Simisola Shittu..... Burlington, Ont.

MEMORIAL MAGIC - THE HOME TO VANDERBILT HOOPS SINCE 1952

HISTORIC MEMORIAL GYMNASIUM IN 67TH SEASON

Storied Memorial Gymnasium is in its 67th season as the host venue of Vanderbilt basketball. The SEC's most historic hoops setting has played host to more than 950 men's contests as well as the 1984 and 1991 SEC Tournaments and 40 men's and women's NCAA Tournament contests (since the early 1980s).

As the oldest gymnasium in the SEC, Memorial Gymnasium is renown for its end zone benches, raised floor and unique atmosphere. It was dedicated in 1952 as a memorial to all Vanderbilt men and women who served in World War II. It was built by the late master architect Edwin Keeble, who was commissioned to build a combination gymnasium/concert hall.

.778	All-time winning percentage at Memorial Gym (802-231).
.887	Winning percentage against non-conference opponents since 1990 (220-28).
6	Undefeated seasons at home.

Winningest Coaches at Memorial Gymnasium

Coach	Yrs	Record
1. Kevin Stallings (2000-16)	17	226-65
2. Roy Skinner (1959, 1962-76)	16	181-41
3. Bob Polk (1948-58, 1960-61)	8	96-15
4. C.M. Newton (1982-89)	8	91-37
5. Jan van Breda Kolff (1994-99)	6	75-20
6. Eddie Fogler (1990-93)	4	54-12

Coach Drew at Memorial Gymnasium

Coach	Yr	Record
Bryce Drew	2016-17	11-5
	2017-18	11-7
	2018-19	8-5
	Total	28-17

ANNUAL ATTENDANCE FIGURES

Year	All Games	Attendance	Average	NCAA Rank	SEC Games	SEC Attendance	Average
2018-19	13	121,752	9,366	-	4	42,708	10,677
2017-18	18	165,131	9,174	46	9	89,065	9,896
2016-17	16	154,169	9,636	45	9	92,645	10,294
2015-16	16	178,167	11,135	36	9	107,318	11,924
2014-15	19	168,377	8,862	51	9	88,830	9,870
2013-14	16	152,539	9,534	45	9	92,455	10,273
2012-13	15	159,557	10,637	36	9	100,986	11,221
2011-12	18	246,561	13,698	18	8	112,368	14,046
2010-11	17	234,632	13,802	18	8	114,346	14,293
2009-10	16	217,965	13,623	21	8	113,539	14,192
2008-09	17	225,686	13,276	25	8	112,833	14,104
2007-08	19	254,954	13,418	22	8	113,713	14,214
2006-07	17	204,511	12,030	31	8	109,043	13,630
2005-06	16	195,159	12,197	24	8	108,258	13,532
2004-05 [^]	19	191,678	10,088	43	8	105,357	13,170
2003-04	17	192,301	11,312	33	8	106,990	13,374
2002-03	16	153,123	9,570	46	8	96,906	12,113
2001-02	17	150,325	8,843	50	8	93,873	11,734
2000-01	19	186,468	9,814	45	8	102,055	12,757
1999-00*	18	197,770	10,987	30	8	106,741	13,343
1998-99	16	192,538	12,034	26	8	106,128	13,266
1997-98	16	213,974	13,373	21	8	117,819	14,727
1996-97	16	207,771	12,986	25	8	120,214	15,027
1995-96	18	226,354	12,575	28	8	112,996	14,125
1994-95	13	183,042	14,080	17	8	118,932	14,867
1993-94	16	223,997	14,000	15	8	121,345	15,168
1992-93	14	212,156	15,154	11	8	122,536	15,317
1991-92	17	210,585	12,387	29	8	115,104	14,388
1990-91	16	214,638	13,415	19	9	133,482	14,831
1989-90	19	259,992	13,684	18	9	136,136	15,126
1988-89	15	224,657	14,977	13	9	137,212	15,246
1987-88	16	223,747	13,984	14	9	138,393	15,377
1986-87	17	226,343	13,314	14	9	130,854	14,539
1985-86	15	200,806	13,387	14	9	128,059	14,229
1984-85	16	194,390	12,149	17	9	122,514	13,613
1983-84	18	249,292	13,850	10	9	135,546	15,050
1982-83	17	237,584	13,976	9	9	135,418	15,046
1981-82	14	202,225	14,445	9	9	131,699	14,633
1980-81	15	227,478	15,165	9	9	136,436	15,160
1979-80	15	228,029	15,202	5	9	138,754	15,417
1978-79	14	215,330	15,380	5	9	139,930	15,547
1977-78	14	207,375	14,813	5	9	134,232	14,915
1976-77	15	211,966	14,131	4	9	149,108	16,568
1975-76	13	180,901	13,915	-	9	135,375	15,042
1974-75	12	178,527	14,877	-	9	134,304	14,923
1973-74	12	182,728	15,227	-	9	140,252	15,584
1972-73	12	173,567	14,464	-	9	131,193	14,577
1971-72	12	156,778	13,065	-	9	120,172	13,352
1970-71	12	170,634	14,220	-	9	130,260	14,473
1969-70	12	176,763	14,730	-	9	135,745	14,861
1968-69	12	126,896	10,575	-	9	95,300	10,589
1967-68	12	129,722	10,810	-	9	96,274	10,697
1966-67	12	105,492	8,791	-	9	79,173	8,797
1965-66	12	106,022	8,835	-	9	62,368	8,910
1964-65	12	98,821	8,235	-	9	65,712	8,214
1963-64	12	84,827	7,069	-	6	35,684	5,947
1962-63	12	75,261	6,272	-	6	46,183	6,598
1961-62	13	73,640	5,665	-	8	47,357	5,920
1960-61	13	74,187	5,707	-	7	45,549	6,507
1959-60	14	76,199	5,443	-	8	46,064	5,758

[^] First year capacity increased from 14,168 to 14,316; * First year capacity decreased from 15,311 to 14,168

VANDERBILT BASKETBALL QUICK HITTERS

- This is the 116th year of Vanderbilt basketball, with the first season taking place in 1900-01. There were no teams in 1904-05 and 1905-06.
- The Commodores have been named to 15 NCAA Tournaments and 12 NIT's. Vanderbilt advanced to the Elite 8 in 1965 (field of 23), and the Sweet 16 in 1988, 1993, 2004, and 2007. The Commodores captured the NIT Championship in 1990 and finished runner-up in 1994.
- The Commodores are a charter member of the SEC, with the 2018-19 season being the 86th year in the conference.
- Vanderbilt is the only private institution in the SEC with the lowest enrollment of any of the 14 schools (6,738).
- Vanderbilt's Perry Wallace became the first African-American scholarship basketball player in the SEC when he took the court in 1967.
- The Commodores have 48 career 1,000-point scorers, with Shan Foster (2004-08) the all-time leading scorer with 2,011 career points.
- Vanderbilt has had 12 All-Americans since 1950. They are: Billy Joe Adcock (1950), Clyde Lee (1965), Tom Hagan (1969), Jan van Breda Kolff (1974), Will Perdue (1988), Billy McCaffrey (1993), Dan Langhi (2000), Matt Freije (2004), Derrick Byars (2007), Shan Foster (2008), and John Jenkins (2011).
- Vanderbilt had two players selected in the 2016 NBA Draft - Wade Baldwin IV, Memphis, 17th pick and Damian Jones, Golden State 30th pick - one of only three schools with two or more players drafted in the first round. In all, 37 Vanderbilt players have been selected in the NBA Draft since 1950.
- The Commodores had three players drafted in the first 31 picks of the 2012 NBA Draft - John Jenkins, Atlanta, 23rd pick, Festus Ezeli, Golden State, 30th pick, Jeffery Taylor, Charlotte, 31st pick - the most by the Commodores in one draft.
- The Commodores ended a 61-year SEC Tournament drought in 2012 by claiming the tournament championship in New Orleans, the team's first SEC tournament championship since 1951.
- Kevin Stallings is the winningest coach in Vanderbilt history with 322 total victories (17 years, 322-220).
- All three of the university's top all-time scorers played for Kevin Stallings (Foster, Jeffery Taylor, Matt Freije). John Jenkins, who is 10th on the list, also played for him.
- Vanderbilt's intercollegiate athletics teams are nicknamed the Commodores, in honor of the nickname given to founder Cornelius Vanderbilt, who made his fortune in shipping. Vanderbilt donated \$1 million to begin "Central University" in 1875 - the campus was later renamed for Cornelius because of his generosity. Cornelius never stepped foot on the campus that bears his namesake.

SEC STANDINGS AND STATS

	Conference				Overall					
	W-L	Pct.	H	A	W-L	Pct.	H	A	N	Strk
LSU	5-0	1.000	3-0	2-0	15-3	.833	11-0	2-1	2-2	W8
Tennessee	6-0	1.000	3-0	3-0	17-1	.944	11-0	4-0	2-1	W13
Kentucky	5-1	.833	3-0	2-1	15-3	.833	11-0	3-1	1-2	W5
South Carolina	5-1	.833	3-0	2-1	10-8	.556	7-4	2-3	1-1	W1
Ole Miss	4-2	.667	2-1	2-1	14-4	.778	8-1	3-2	3-1	L1
Alabama	3-3	.500	2-1	1-2	12-6	.667	8-2	2-3	2-1	W1
Florida	3-3	.500	1-2	2-1	11-7	.611	6-3	2-2	3-2	W2
Auburn	2-3	.400	1-1	1-2	13-5	.722	9-1	2-3	2-1	L2
Mississippi State	2-3	.400	1-1	1-2	14-4	.778	9-1	2-2	3-1	L1
Arkansas	2-4	.333	1-2	1-2	11-7	.611	8-4	2-2	1-1	W1
Missouri	1-4	.200	0-2	1-2	10-7	.588	6-3	1-3	3-1	L1
Georgia	1-5	.167	1-2	0-3	9-9	.500	7-3	1-4	1-2	L4
Texas A&M	1-5	.167	0-3	1-2	7-10	.412	5-5	2-3	0-2	L3
Vanderbilt	0-6	.000	0-4	0-2	9-9	.500	8-5	1-2	0-2	L6

Statistic	National Rank	Conference Rank	Value
3-pt Field Goal Attempts (351 ranked)	170	4	421
Assist Turnover Ratio (351 ranked)	186	9	1.00
Assists Per Game (351 ranked)	223	10	12.9
Blocked Shots Per Game (351 ranked)	68	12	4.3
Defensive Rebounds per Game (351 ranked)	69	3	27.11
Fewest Fouls (351 ranked)	110	6	323
Fewest Turnovers (351 ranked)	101	3	234
Field-Goal Percentage (351 ranked)	170	8	44.9
Field-Goal Percentage Defense (351 ranked)	88	9	41.7
Free Throw Attempts (351 ranked)	20	1	468
Free Throws Made (351 ranked)	32	3	323
Free-Throw Percentage (351 ranked)	209	8	69.0
Offensive Rebounds Per Game (351 ranked)	167	12	10.28
Personal Fouls Per Game (351 ranked)	160	6	17.9
Rebound Margin (351 ranked)	138	10	1.9
Scoring Defense (351 ranked)	194	9	71.9
Scoring Margin (351 ranked)	127	9	5.0
Scoring Offense (351 ranked)	99	8	76.9
Steals Per Game (351 ranked)	322	12	4.8
Three Pt FG Defense (351 ranked)	53	1	31.0
Three-Point Field Goals Per Game (351 ranked)	159	5	7.9
Three-Point Field-Goal Percentage (351 ranked)	208	10	33.7
Total 3-point FGM (351 ranked)	186	5	142
Total Assists (351 ranked)	253	10	233
Total Blocks (350 ranked)	91	12	78
Total Rebounds (351 ranked)	188	6	673
Total Rebounds Per Game (351 ranked)	101	7	37.39
Total Steals (350 ranked)	330	12	86
Turnover Margin (349 ranked)	265	12	-1.1
Turnovers Forced (351 ranked)	297	13	11.89
Turnovers Per Game (351 ranked)	135	3	13.0
Won-Lost Percentage (351 ranked)	187	12	50.0

Statistic	Player	National Rank	Conference Rank	Value
3-pt Field Goal Attempts (243 ranked)	Matt Ryan	206	7	111
Assist Turnover Ratio (250 ranked)	Saben Lee	216	9	1.60
Assists Per Game (250 ranked)	Saben Lee	198	8	3.7
Blocked Shots Per Game (233 ranked)	Clevon Brown	167	19	1.17
Defensive Rebounds per Game (250 ranked)	Simisola Shittu	102	5	5.72
Double Doubles (181 ranked)	Simisola Shittu	181	9	3
Field-Goal Percentage (250 ranked)				
Free Throw Attempts (248 ranked)	Saben Lee	22	2	136
Free Throws Made (244 ranked)	Simisola Shittu	118	6	100
Free-Throw Percentage (250 ranked)	Saben Lee	42	2	94
Minutes Per Game (250 ranked)	Simisola Shittu	221	10	63
Offensive Rebounds Per Game (250 ranked)				
Points Per Game (249 ranked)				
Rebounds Per Game (247 ranked)	Simisola Shittu	152	8	7.5
Steals Per Game (249 ranked)				
Three-Point Field Goals Per Game (249 ranked)	Matt Ryan	223	7	2.22
Three-Point Field-Goal Percentage (139 ranked)				
Total 3-point FGM (243 ranked)	Matt Ryan	243	7	40
Total Assists (246 ranked)	Saben Lee	211	8	67
Total Blocks (221 ranked)	Clevon Brown	182	19	21
Total Field Goal Attempts (245 ranked)				
Total Field Goals Made (246 ranked)				
Total Minutes (250 ranked)				
Total Points (250 ranked)				
Total Rebounds (246 ranked)	Simisola Shittu	166	7	135
Total Steals (246 ranked)				
Triple Doubles (1 ranked)				

Vanderbilt Combined Overall Statistics



2018-19 Vanderbilt Basketball Vanderbilt Combined Team Statistics (as of Jan 23, 2019) All games



RECORD:	OVERALL	HOME	AWAY	NEUTRAL
ALL GAMES	9-9	8-5	1-3	0-1
CONFERENCE	0-6	0-4	0-2	0-0
NON-CONFERENCE	9-3	8-1	1-1	0-1

#	Player	gp-gs	min	avg	Total		3-Point		F-Throw		Rebounds			pf	dq	a	to	blk	stl	pts	avg	
					fg-fga	fg%	3fg-fga	3fg%	ft-fa	ft%	off	def	tot									avg
10	GARLAND, Darius	5-5	139	27.8	29-54	.537	11-23	.478	12-16	.750	2	17	19	3.8	7	0	13	15	2	4	81	16.2
11	SHITTU, Simisola	18-18	514	28.6	89-180	.494	1-14	.071	63-100	.630	32	103	135	7.5	45	1	39	46	12	13	242	13.4
00	LEE, Saben	18-18	541	30.1	64-148	.432	9-31	.290	94-136	.691	8	53	61	3.4	35	0	67	42	2	16	231	12.8
24	NESMITH, Aaron	18-5	469	26.1	61-142	.430	30-86	.349	28-36	.778	21	82	103	5.7	56	2	25	20	12	13	180	10.0
02	TOYE, Joe	18-16	460	25.6	55-127	.433	25-72	.347	34-47	.723	14	44	58	3.2	36	0	13	17	7	10	169	9.4
32	RYAN, Matt	18-17	432	24.0	54-140	.386	40-111	.360	19-24	.792	7	39	46	2.6	33	0	20	17	2	5	167	9.3
01	WETZELL, Yanni	18-5	303	16.8	32-66	.485	5-19	.263	27-38	.711	16	42	58	3.2	36	2	8	26	9	10	96	5.3
03	EVANS, Maxwell	17-0	247	14.5	27-63	.429	10-30	.333	22-35	.629	11	22	33	1.9	15	0	24	18	1	5	86	5.1
13	MOYER, Matthew	16-4	258	16.1	25-57	.439	9-28	.321	19-24	.792	24	28	52	3.3	30	0	12	15	10	5	78	4.9
15	BROWN, Clevon	18-2	251	13.9	22-45	.489	1-6	.167	5-12	.417	22	23	45	2.5	29	1	11	11	21	5	50	2.8
30	HUNT, Mac	3-0	5	1.7	2-2	1.000	1-1	1.000	0-0	.000	0	0	0	0.0	0	0	1	0	0	0	5	1.7
14	RICE, Isaiah	3-0	5	1.7	0-0	.000	0-0	.000	0-0	.000	0	0	0	0.0	0	0	0	1	0	0	0	0.0
Team											28	35	63		1		6					
Total.....		18	3624		460-1024	.449	142-421	.337	323-468	.690	185	488	673	37.4	323	6	233	234	78	86	1385	76.9
Opponents.....		18	3625		457-1096	.417	120-387	.310	261-366	.713	194	444	638	35.4	373	-	206	214	63	106	1295	71.9

TEAM STATISTICS	VU	OPP	Date	Opponent	Score	Att.
SCORING	1385	1295	11/06/18	WINTHROP	w 92-79	8387
Points per game	76.9	71.9	11/11/18	at Southern California	w 82-78	3804
Scoring margin	+5.0	-	11/16/18	ALCORN STATE	w 79-54	9193
FIELD GOALS-ATT	460-1024	457-1096	11/19/18	LIBERTY	w 79-70	8493
Field goal pct	.449	.417	11/23/18	KENT STATE	L 75-77	9061
3 POINT FG-ATT	142-421	120-387	11/27/18	SAVANNAH STATE	w 120-85	8271
3-point FG pct	.337	.310	+ 12/01/18	vs NC State	L 65-80	5749
3-pt FG made per game	7.9	6.7	12/05/18	MIDDLE TENNESSEE	w 79-51	8513
FREE THROWS-ATT	323-468	261-366	12/17/18	ARIZONA STATE	w 81-65	9271
Free throw pct	.690	.713	12/22/18	at Kansas State	L 58-69	14062
F-Throws made per game	17.9	14.5	12/29/18	TENNESSEE STATE	w 95-76	9505
REBOUNDS	673	638	12/31/18	UNC ASHEVILLE	w 90-59	8350
Rebounds per game	37.4	35.4	* 01/05/19	OLE MISS	L 71-81	10422
Rebounding margin	+1.9	-	* 01/09/19	at Georgia	L 63-82	9429
ASSISTS	233	206	* 01/12/19	at Kentucky	L 47-56	22504
Assists per game	12.9	11.4	* 01/16/19	SOUTH CAROLINA	L 71-74	8400
TURNOVERS	234	214	* 01/19/19	MISSISSIPPI STATE	L 55-71	9570
Turnovers per game	13.0	11.9	* 01/23/19	TENNESSEE	Lot 83-88	14316
Turnover margin	-1.1	-				
Assist/turnover ratio	1.0	1.0				
STEALS	86	106				
Steals per game	4.8	5.9				
BLOCKS	78	63				
Blocks per game	4.3	3.5				
ATTENDANCE	121752	55548				
Home games-Avg/Game	13-9366	4-12450				
Neutral site-Avg/Game	-	1-5749				

+ = 2018 Air Force Reserve Hoophall Invitational presented by Citi, Miami, Fla.
* = Conference game

Score by Periods	1st	2nd	OT	Totals
Vanderbilt	670	708	7	1385
Opponents	609	674	12	1295

Vanderbilt Combined SEC Overall Statistics



2018-19 Vanderbilt Basketball Vanderbilt Combined Team Statistics (as of Jan 23, 2019) Conference games only



RECORD:	OVERALL	HOME	AWAY	NEUTRAL
ALL GAMES	0-6	0-4	0-2	0-0
CONFERENCE	0-6	0-4	0-2	0-0
NON-CONFERENCE	0-0	0-0	0-0	0-0

#	Player	gp-gs	min	avg	Total		3-Point		F-Throw		Rebounds				pf	dq	a	to	blk	stl	pts	avg
					fg-fga	fg%	3fg-fga	3fg%	ft-fga	ft%	off	def	tot	avg								
24	NESMITH, Aaron	6-5	194	32.3	31-69	.449	15-40	.375	9-13	.692	12	20	32	5.3	21	1	4	8	4	5	86	14.3
00	LEE, Saben	6-6	211	35.2	22-59	.373	5-10	.500	32-52	.615	2	19	21	3.5	13	0	22	12	1	5	81	13.5
11	SHITTU, Simisola	6-6	177	29.5	26-58	.448	1-4	.250	16-34	.471	11	31	42	7.0	13	0	14	15	3	4	69	11.5
02	TOYE, Joe	6-4	163	27.2	14-40	.350	5-21	.238	6-9	.667	5	11	16	2.7	11	0	4	4	1	1	39	6.5
32	RYAN, Matt	6-5	128	21.3	12-37	.324	10-32	.313	2-3	.667	0	5	5	0.8	14	0	3	4	1	4	36	6.0
13	MOYER, Matthew	6-1	100	16.7	9-19	.474	2-8	.250	9-12	.750	4	12	16	2.7	12	0	1	7	3	3	29	4.8
01	WETZELL, Yanni	6-3	116	19.3	10-24	.417	1-6	.167	7-12	.583	8	13	21	3.5	17	2	3	10	2	3	28	4.7
03	EVANS, Maxwell	6-0	69	11.5	3-11	.273	2-8	.250	3-4	.750	0	6	6	1.0	6	0	6	8	0	3	11	1.8
15	BROWN, Clevon	6-0	67	11.2	5-13	.385	0-2	.000	1-1	1.000	4	6	10	1.7	9	1	5	4	2	1	11	1.8
Team												13	6	19		1		4				
Total.....		6	1225		132-330	.400	41-131	.313	85-140	.607	59	129	188	31.3	117	4	62	76	17	29	390	65.0
Opponents.....		6	1225		153-329	.465	34-117	.291	112-140	.800	59	163	222	37.0	120	-	76	68	38	28	452	75.3

TEAM STATISTICS	VU	OPP	Date	Opponent	Score	Att.
SCORING	390	452	* 01/05/19	OLE MISS	L 71-81	10422
Points per game	65.0	75.3	* 01/09/19	at Georgia	L 63-82	9429
Scoring margin	-10.3	-	* 01/12/19	at Kentucky	L 47-56	22504
FIELD GOALS-ATT	132-330	153-329	* 01/16/19	SOUTH CAROLINA	L 71-74	8400
Field goal pct	.400	.465	* 01/19/19	MISSISSIPPI STATE	L 55-71	9570
3 POINT FG-ATT	41-131	34-117	* 01/23/19	TENNESSEE	Lot 83-88	14316
3-point FG pct	.313	.291	+ = 2018 Air Force Reserve Hoophall Invitational presented by Citi, Miami, Fla.			
3-pt FG made per game	6.8	5.7	* = Conference game			
FREE THROWS-ATT	85-140	112-140				
Free throw pct	.607	.800				
F-Throws made per game	14.2	18.7				
REBOUNDS	188	222				
Rebounds per game	31.3	37.0				
Rebounding margin	-5.7	-				
ASSISTS	62	76				
Assists per game	10.3	12.7				
TURNOVERS	76	68				
Turnovers per game	12.7	11.3				
Turnover margin	-1.3	-				
Assist/turnover ratio	0.8	1.1				
STEALS	29	28				
Steals per game	4.8	4.7				
BLOCKS	17	38				
Blocks per game	2.8	6.3				
ATTENDANCE	42708	31933				
Home games-Avg/Game	4-10677	2-15966				
Neutral site-Avg/Game	-	0-0				

Score by Periods	1st	2nd	OT	Totals
Vanderbilt	198	185	7	390
Opponents	199	241	12	452



Vanderbilt Points-Rebounds-Assists



2018-19 Vanderbilt Basketball
 Vanderbilt Points-Rebounds-Assists (as of Jan 25, 2019)
 All games



Opponent	Date	Score		00	01	02	03	10	11	13
				LEE,SABEN	WETZELL,YA	TOYE,JOE	EVANS,MAXW	GARLAND,DA	SHITTU,SIM	MOYER,MATT
WINTHROP	11/06/18	92-79	w	12-6-5	0-0-0	12-6-3	0-0-0	24-3-4	18-10-1	DNP
at Southern California	11/11/18	82-78	w	9-2-3	2-1-0	16-9-1	0-0-0	19-5-1	14-15-3	DNP
ALCORN STATE	11/16/18	79-54	w	10-2-6	2-1-0	14-4-0	4-1-0	3-7-4	20-6-0	5-8-2
LIBERTY	11/19/18	79-70	w	17-3-2	0-0-0	4-2-1	DNP	33-4-4	8-8-0	5-5-1
KENT STATE	11/23/18	75-77	L	13-5-5	2-2-0	15-6-1	8-4-1	2-0-0	20-8-3	2-3-1
SAVANNAH STATE	11/27/18	120-85	w	11-4-4	15-7-2	13-2-1	16-4-3	DNP	17-3-5	10-6-5
vs NC State	12/01/18	65-80	L	15-1-3	2-3-0	1-1-0	10-3-1	DNP	15-6-2	0-4-0
MIDDLE TENNESSEE	12/05/18	79-51	w	7-4-3	5-3-1	6-3-0	9-4-3	DNP	15-6-0	14-2-1
ARIZONA STATE	12/17/18	81-65	w	14-5-3	12-5-1	11-2-0	8-4-3	DNP	9-7-4	0-0-0
at Kansas State	12/22/18	58-69	L	8-2-4	8-9-0	11-2-2	5-2-2	DNP	10-7-2	0-1-0
TENNESSEE STATE	12/29/18	95-76	w	23-4-3	4-0-0	18-3-0	10-2-4	DNP	10-8-1	10-4-0
UNC ASHEVILLE	12/31/18	90-59	w	11-2-4	16-6-1	9-2-0	5-3-1	DNP	17-9-4	3-3-1
OLE MISS	01/05/19	71-81	L	9-5-5	7-3-0	12-7-1	0-0-1	DNP	21-9-3	1-2-1
at Georgia	01/09/19	63-82	L	12-2-2	8-5-0	6-0-1	10-4-1	DNP	10-14-3	5-1-0
at Kentucky	01/12/19	47-56	L	9-1-2	0-0-0	9-6-1	0-1-2	DNP	8-5-0	7-1-0
SOUTH CAROLINA	01/16/19	71-74	L	17-3-3	2-6-1	0-2-0	0-0-1	DNP	13-3-2	8-4-0
MISSISSIPPI STATE	01/19/19	55-71	L	13-6-3	7-4-0	7-1-1	1-0-0	DNP	7-5-2	6-4-0
TENNESSEE	01/23/19	83-88	L	21-4-7	4-3-2	5-0-0	0-1-1	DNP	10-6-4	2-4-0

Opponent	Date	Score		14	15	24	30	32
				RICE,ISAIA	BROWN,CLEV	NESMITH,AA	HUNT,MAC	RYAN,MATT
WINTHROP	11/06/18	92-79	w	DNP	6-6-0	4-2-1	DNP	16-2-1
at Southern California	11/11/18	82-78	w	DNP	8-4-0	10-4-4	DNP	4-5-2
ALCORN STATE	11/16/18	79-54	w	DNP	2-4-1	7-7-1	DNP	12-2-4
LIBERTY	11/19/18	79-70	w	DNP	0-1-1	2-4-0	DNP	10-7-0
KENT STATE	11/23/18	75-77	L	DNP	0-3-0	5-6-2	DNP	8-5-2
SAVANNAH STATE	11/27/18	120-85	w	0-0-0	4-1-0	20-13-3	3-0-1	11-3-3
vs NC State	12/01/18	65-80	L	DNP	4-2-2	9-5-1	DNP	9-5-0
MIDDLE TENNESSEE	12/05/18	79-51	w	0-0-0	5-2-1	9-8-2	0-0-0	9-0-2
ARIZONA STATE	12/17/18	81-65	w	DNP	3-2-0	13-5-1	DNP	11-1-1
at Kansas State	12/22/18	58-69	L	DNP	2-1-0	0-5-1	DNP	14-4-0
TENNESSEE STATE	12/29/18	95-76	w	DNP	3-6-1	9-5-2	DNP	8-3-0
UNC ASHEVILLE	12/31/18	90-59	w	0-0-0	2-3-0	6-7-3	2-0-0	19-4-2
OLE MISS	01/05/19	71-81	L	DNP	4-2-0	8-3-1	DNP	9-0-1
at Georgia	01/09/19	63-82	L	DNP	0-1-0	9-8-0	DNP	3-1-1
at Kentucky	01/12/19	47-56	L	DNP	0-0-0	11-5-1	DNP	3-1-0
SOUTH CAROLINA	01/16/19	71-74	L	DNP	2-3-4	23-4-1	DNP	6-0-0
MISSISSIPPI STATE	01/19/19	55-71	L	DNP	0-3-0	11-6-0	DNP	3-1-0
TENNESSEE	01/23/19	83-88	L	DNP	5-1-1	24-6-1	DNP	12-2-1



Vanderbilt Team Statistics

Opponent	Date	Score	Total		3-Pointers		Free throws		Rebounds				pf	a	t/o	blk	stl	pts	avg	
			fg-fga	pct	3fg-fga	pct	ft-fa	pct	off	def	tot	avg								
WINTHROP	11/06/18	92-79	W	34-63	.540	10-30	.333	14-20	.700	5	30	35	35.0	19	15	11	7	4	92	92.0
at Southern California	11/11/18	82-78	W	27-71	.380	9-26	.346	19-30	.633	19	30	49	42.0	20	14	14	1	7	82	87.0
ALCORN STATE	11/16/18	79-54	W	29-64	.453	8-26	.308	13-17	.765	9	34	43	42.3	11	18	11	7	4	79	84.3
LIBERTY	11/19/18	79-70	W	26-52	.500	9-18	.500	18-28	.643	10	29	39	41.5	16	9	15	4	6	79	83.0
KENT STATE	11/23/18	75-77	L	27-58	.466	5-18	.278	16-27	.593	15	29	44	42.0	18	15	15	2	2	75	81.4
SAVANNAH STATE	11/27/18	120-85	W	42-67	.627	15-30	.500	21-25	.840	12	37	49	43.2	12	27	20	10	9	120	87.8
vs NC State	12/01/18	65-80	L	22-56	.393	3-22	.136	18-30	.600	12	21	33	41.7	21	9	12	7	4	65	84.6
MIDDLE TENNESSEE	12/05/18	79-51	W	26-55	.473	9-21	.429	18-19	.947	10	28	38	41.2	16	13	13	5	7	79	83.9
ARIZONA STATE	12/17/18	81-65	W	24-55	.436	12-28	.429	21-29	.724	7	32	39	41.0	18	13	10	4	3	81	83.6
at Kansas State	12/22/18	58-69	L	15-47	.319	7-25	.280	21-27	.778	6	29	35	40.4	22	11	15	2	2	58	81.0
TENNESSEE STATE	12/29/18	95-76	W	29-58	.500	9-27	.333	28-36	.778	7	33	40	40.4	18	11	9	5	5	95	82.3
UNC ASHEVILLE	12/31/18	90-59	W	27-48	.563	5-19	.263	31-40	.775	14	27	41	40.4	15	16	13	7	4	90	82.9
OLE MISS	01/05/19	71-81	L	24-60	.400	6-20	.300	17-29	.586	13	22	35	40.0	16	13	10	5	7	71	82.0
at Georgia	01/09/19	63-82	L	23-70	.329	6-25	.240	11-15	.733	18	23	41	40.1	21	8	10	2	8	63	80.6
at Kentucky	01/12/19	47-56	L	17-47	.362	7-25	.280	6-12	.500	7	14	21	38.8	14	6	12	4	4	47	78.4
SOUTH CAROLINA	01/16/19	71-74	L	20-44	.455	7-21	.333	24-37	.649	7	21	28	38.1	26	12	15	1	2	71	77.9
MISSISSIPPI STATE	01/19/19	55-71	L	18-49	.367	5-19	.263	14-26	.538	7	23	30	37.6	11	6	14	2	3	55	76.6
TENNESSEE	01/23/19	83-88	Lot	30-60	.500	10-21	.476	13-21	.619	7	26	33	37.4	29	17	15	3	5	83	76.9
Vanderbilt		1385		460-1024	.449	142-421	.337	323-468	.690	185	488	673	37.4	323	233	234	78	86	1385	76.9
Opponents		1295		457-1096	.417	120-387	.310	261-366	.713	194	444	638	35.4	373	206	214	63	106	1295	71.9

Opponent Team Statistics

Opponent	Date	Score	Total		3-Pointers		Free throws		Rebounds				pf	a	t/o	blk	stl	pts	avg	
			fg-fga	pct	3fg-fga	pct	ft-fa	pct	off	def	tot	avg								
WINTHROP	11/06/18	92-79	W	29-68	.426	5-24	.208	16-24	.667	13	28	41	41.0	19	10	13	0	4	79	79.0
at Southern California	11/11/18	82-78	W	32-81	.395	4-19	.211	10-18	.556	21	26	47	44.0	26	9	11	5	8	78	78.5
ALCORN STATE	11/16/18	79-54	W	21-66	.318	6-22	.273	6-9	.667	12	27	39	42.3	18	9	14	0	8	54	70.3
LIBERTY	11/19/18	79-70	W	27-62	.435	7-26	.269	9-16	.563	7	22	29	39.0	21	9	11	3	8	70	70.2
KENT STATE	11/23/18	75-77	L	25-56	.446	12-24	.500	15-20	.750	4	20	24	36.0	20	15	8	5	13	77	71.6
SAVANNAH STATE	11/27/18	120-85	W	30-75	.400	16-43	.372	9-14	.643	11	16	27	34.5	18	15	19	2	12	85	73.8
vs NC State	12/01/18	65-80	L	30-64	.469	5-15	.333	15-22	.682	17	29	46	36.1	24	16	12	0	3	80	74.7
MIDDLE TENNESSEE	12/05/18	79-51	W	20-56	.357	2-14	.143	9-19	.474	14	18	32	35.6	19	8	14	4	3	51	71.8
ARIZONA STATE	12/17/18	81-65	W	21-65	.323	7-24	.292	16-20	.800	13	29	42	36.3	19	9	10	1	4	65	71.0
at Kansas State	12/22/18	58-69	L	24-58	.414	5-17	.294	16-27	.593	7	27	34	36.1	19	13	7	2	7	69	70.8
TENNESSEE STATE	12/29/18	95-76	W	24-63	.381	10-23	.435	18-26	.692	10	25	35	36.0	23	10	11	3	4	76	71.3
UNC ASHEVILLE	12/31/18	90-59	W	21-53	.396	7-19	.368	10-11	.909	6	14	20	34.7	27	7	16	0	4	59	70.2
OLE MISS	01/05/19	71-81	L	28-57	.491	6-18	.333	19-22	.864	8	28	36	34.8	21	15	12	6	6	81	71.1
at Georgia	01/09/19	63-82	L	28-60	.467	9-26	.346	17-23	.739	12	31	43	35.4	14	13	12	12	4	82	71.9
at Kentucky	01/12/19	47-56	L	22-44	.500	4-16	.250	8-14	.571	12	26	38	35.5	14	10	15	5	5	56	70.8
SOUTH CAROLINA	01/16/19	71-74	L	21-51	.412	5-18	.278	27-35	.771	12	23	35	35.5	29	9	12	5	4	74	71.0
MISSISSIPPI STATE	01/19/19	55-71	L	27-59	.458	5-19	.263	12-14	.857	10	30	40	35.8	22	13	9	3	4	71	71.0
TENNESSEE	01/23/19	83-88	Lot	27-58	.466	5-20	.250	29-32	.906	5	25	30	35.4	20	16	8	7	5	88	71.9
Opponents		1295		457-1096	.417	120-387	.310	261-366	.713	194	444	638	35.4	373	206	214	63	106	1295	71.9
Vanderbilt		1385		460-1024	.449	142-421	.337	323-468	.690	185	488	673	37.4	323	233	234	78	86	1385	76.9



Vanderbilt Individual Highs

Vanderbilt Team Highs

Vanderbilt - INDIVIDUAL GAME HIGHS

Points	33	GARLAND, Darius vs Liberty (11/19/18)
	24	NESMITH, Aaron vs Tennessee (01/23/19)
	24	GARLAND, Darius vs Winthrop (11/06/18)
	23	NESMITH, Aaron vs South Carolina (01/16/19)
Field Goals Made	12	LEE, Saben vs Tennessee State (12/29/18)
	9	GARLAND, Darius vs Liberty (11/19/18)
	9	NESMITH, Aaron vs Tennessee (01/23/19)
	9	SHITTU, Simisola vs Alcorn State (11/16/18)
	9	GARLAND, Darius vs Winthrop (11/06/18)
Field Goal Att.	18	GARLAND, Darius vs Liberty (11/19/18)
	16	LEE, Saben vs Tennessee (01/23/19)
FG Pct (min 5 made)	.889 (8-9)	LEE, Saben vs Tennessee State (12/29/18)
	.857 (6-7)	SHITTU, Simisola vs Savannah State (11/27/18)
3-Point FG Made	5	NESMITH, Aaron vs South Carolina (01/16/19)
	5	GARLAND, Darius vs Liberty (11/19/18)
3-Point FG Att.	11	RYAN, Matt vs Winthrop (11/06/18)
	10	NESMITH, Aaron vs South Carolina (01/16/19)
3-Pr FG Pct (min 2 made)	1.000 (3-3)	TOYE, Joe vs Savannah State (11/27/18)
	1.000 (2-2)	WETZELL, Yanni vs Savannah State (11/27/18)
Free Throws Made	9	LEE, Saben vs South Carolina (01/16/19)
	9	SHITTU, Simisola vs Ole Miss (01/05/19)
	9	LEE, Saben vs Arizona State (12/17/18)
	9	LEE, Saben vs NC State (12/01/18)
	9	LEE, Saben vs Liberty (11/19/18)
Free Throw Att.	16	LEE, Saben vs South Carolina (01/16/19)
	15	SHITTU, Simisola vs Ole Miss (01/05/19)
FT Pct (min 3 made)	1.000 (6-6)	LEE, Saben at Kansas State (12/22/18)
	1.000 (5-5)	WETZELL, Yanni vs Arizona State (12/17/18)
	1.000 (4-4)	NESMITH, Aaron vs South Carolina (01/16/19)
	1.000 (4-4)	SHITTU, Simisola at Kansas State (12/22/18)
	1.000 (4-4)	MOYER, Matthew vs Middle Tennessee (12/05/18)
	1.000 (4-4)	NESMITH, Aaron vs Savannah State (11/27/18)
	1.000 (4-4)	GARLAND, Darius at Southern California (11/11/18)
	1.000 (3-3)	LEE, Saben at Georgia (01/09/19)
	1.000 (3-3)	TOYE, Joe vs Ole Miss (01/05/19)
	1.000 (3-3)	LEE, Saben at Southern California (11/11/18)
Rebounds	15	SHITTU, Simisola at Southern California (11/11/18)
	14	SHITTU, Simisola at Georgia (01/09/19)
Assists	7	LEE, Saben vs Tennessee (01/23/19)
	6	LEE, Saben vs Alcorn State (11/16/18)
Steals	3	WETZELL, Yanni vs Tennessee State (12/29/18)
	3	LEE, Saben vs Savannah State (11/27/18)
	3	NESMITH, Aaron vs Savannah State (11/27/18)
	3	SHITTU, Simisola at Southern California (11/11/18)
Blocked Shots	4	BROWN, Clevon vs Savannah State (11/27/18)
	3	BROWN, Clevon vs UNC Asheville (12/31/18)
	3	SHITTU, Simisola vs NC State (12/01/18)
	3	BROWN, Clevon vs Liberty (11/19/18)
	3	SHITTU, Simisola vs Alcorn State (11/16/18)
Turnovers	6	LEE, Saben vs Kent State (11/23/18)
	6	GARLAND, Darius at Southern California (11/11/18)
Fouls	5	WETZELL, Yanni vs Tennessee (01/23/19)
	5	BROWN, Clevon vs Tennessee (01/23/19)

Vanderbilt - TEAM GAME HIGHS

POINTS	120	SAVANNAH STATE (11/27/18)
	95	TENNESSEE STATE (12/29/18)
	92	WINTHROP (11/06/18)
	90	UNC ASHEVILLE (12/31/18)
	83	TENNESSEE (01/23/19)
FIELD GOALS MADE	42	SAVANNAH STATE (11/27/18)
	34	WINTHROP (11/06/18)
FIELD GOAL ATTEMPTS	71	at Southern California (11/11/18)
	70	at Georgia (01/09/19)
FIELD GOAL PERCENTAGE	.627 (42-67)	SAVANNAH STATE (11/27/18)
	.563 (27-48)	UNC ASHEVILLE (12/31/18)
3 PT FIELD GOALS MADE	15	SAVANNAH STATE (11/27/18)
	12	ARIZONA STATE (12/17/18)
3 PT FG ATTEMPTS	30	SAVANNAH STATE (11/27/18)
	30	WINTHROP (11/06/18)
3 PT FG PERCENTAGE	.500 (15-30)	SAVANNAH STATE (11/27/18)
	.500 (9-18)	LIBERTY (11/19/18)
FREE THROWS MADE	31	UNC ASHEVILLE (12/31/18)
	28	TENNESSEE STATE (12/29/18)
FREE THROW ATTEMPTS	40	UNC ASHEVILLE (12/31/18)
	37	SOUTH CAROLINA (01/16/19)
FREE THROW PERCENTAGE	.947 (18-19)	MIDDLE TENNESSEE (12/05/18)
	.840 (21-25)	SAVANNAH STATE (11/27/18)
REBOUNDS	49	SAVANNAH STATE (11/27/18)
	49	at Southern California (11/11/18)
ASSISTS	27	SAVANNAH STATE (11/27/18)
	18	ALCORN STATE (11/16/18)
STEALS	9	SAVANNAH STATE (11/27/18)
	8	at Georgia (01/09/19)
BLOCKED SHOTS	10	SAVANNAH STATE (11/27/18)
	7	UNC ASHEVILLE (12/31/18)
	7	vs NC State (12/01/18)
	7	ALCORN STATE (11/16/18)
	7	WINTHROP (11/06/18)
TURNOVERS	20	SAVANNAH STATE (11/27/18)
	15	TENNESSEE (01/23/19)
	15	SOUTH CAROLINA (01/16/19)
	15	at Kansas State (12/22/18)
	15	KENT STATE (11/23/18)
	15	LIBERTY (11/19/18)
FOULS	29	TENNESSEE (01/23/19)
	26	SOUTH CAROLINA (01/16/19)

Opponent Individual Highs

OPPONENT INDIVIDUAL GAME HIGHS

Points	22	WALKER, Jaylin vs Kent State (11/23/18)
	21	JOSEPH, Collins vs Savannah State (11/27/18)
	21	SMITH, Nych vs Winthrop (11/06/18)
	19	JOHNSON, Markell vs NC State (12/01/18)
Field Goals Made	19	Nick Rakocovic at Southern California (11/11/18)
	8	JOSEPH, Collins vs Savannah State (11/27/18)
	8	WALKER, Jaylin vs Kent State (11/23/18)
	8	Nick Rakocovic at Southern California (11/11/18)
Field Goal Att.	18	WALKER, Jaylin vs Kent State (11/23/18)
	17	Derryc Thornton at Southern California (11/11/18)
	17	SMITH, Nych vs Winthrop (11/06/18)
FG Pct (min 5 made)	.800 (8-10)	JOSEPH, Collins vs Savannah State (11/27/18)
	.750 (6-8)	CHANEY, Armani vs Tennessee State (12/29/18)
3-Point FG Made	5	DOTSON, Jaquan vs Savannah State (11/27/18)
	4	CHANEY, Armani vs Tennessee State (12/29/18)
	4	AVERY, Jalen vs Kent State (11/23/18)
	4	WALKER, Jaylin vs Kent State (11/23/18)
	4	DOTSON, Jaquan vs Savannah State (11/27/18)
	9	CABBIL, Lovell vs Liberty (11/19/18)
3-Pr FG Pct (min 2 made)	1.000 (4-4)	CHANEY, Armani vs Tennessee State (12/29/18)
	.667 (2-3)	DIARRA, Cartier at Kansas State (12/22/18)
	.667 (2-3)	SMITH, Zaquavian vs Savannah State (11/27/18)
	.667 (2-3)	Andrews, Deshawn vs Alcorn State (11/16/18)
Free Throws Made	8	STOKES, Kamau at Kansas State (12/22/18)
	7	FITPATRICK, DORSEY vs Tennessee State (12/29/18)
Free Throw Att.	12	STOKES, Kamau at Kansas State (12/22/18)
	10	SMITH, Nych vs Winthrop (11/06/18)
FT Pct (min 3 made)	1.000 (5-5)	FERGUSON, Josh vs Winthrop (11/06/18)
	1.000 (4-4)	THORPE, LJ vs UNC Asheville (12/31/18)
	1.000 (4-4)	Edwards, Rob vs Arizona State (12/17/18)
	1.000 (4-4)	GREEN, Antonio vs Middle Tennessee (12/05/18)
	1.000 (4-4)	WILLIAMS, Antonio vs Kent State (11/23/18)
	1.000 (3-3)	WORTHY, Cress vs UNC Asheville (12/31/18)
Rebounds	18	Nick Rakocovic at Southern California (11/11/18)
	14	Cheatham, Zylan vs Arizona State (12/17/18)
Assists	7	JOHNSON, Markell vs NC State (12/01/18)
	5	STOKES, Kamau at Kansas State (12/22/18)
	5	JOSEPH, Collins vs Savannah State (11/27/18)
Steals	5	HARPER, Tyrell vs Savannah State (11/27/18)
	4	DULING, BJ vs Kent State (11/23/18)
	4	WILLIAMSON, CJ vs Kent State (11/23/18)
Blocked Shots	2	MOORE, Damari vs Tennessee State (12/29/18)
	2	GAMBLE, Karl vs Middle Tennessee (12/05/18)
	2	HANSEN, Romani vs Savannah State (11/27/18)
	2	WHITTINGTON, Philip vs Kent State (11/23/18)
	2	Nick Rakocovic at Southern California (11/11/18)
	2	Kevin Porter Jr. at Southern California (11/11/18)
Turnovers	5	HARPER, Tyrell vs Savannah State (11/27/18)
	5	SAEED, Adam vs Savannah State (11/27/18)
	5	PICKETT, Adam vs Winthrop (11/06/18)
Fouls	5	JONES, Tajon vs UNC Asheville (12/31/18)
	5	GILMORE, Donovan vs UNC Asheville (12/31/18)
	5	EGBUTA, Emmanuel vs Tennessee State (12/29/18)

Opponent Game Highs

Opponent - GAME HIGHS

POINTS	88	TENNESSEE (01/23/19)
	85	SAVANNAH STATE (11/27/18)
	82	at Georgia (01/09/19)
	81	OLE MISS (01/05/19)
	80	vs NC State (12/01/18)
FIELD GOALS MADE	32	at Southern California (11/11/18)
	30	vs NC State (12/01/18)
	30	SAVANNAH STATE (11/27/18)
FIELD GOAL ATTEMPTS	81	at Southern California (11/11/18)
	75	SAVANNAH STATE (11/27/18)
FIELD GOAL PERCENTAGE	500 (22-44)	at Kentucky (01/12/19)
	491 (28-57)	OLE MISS (01/05/19)
3 PT FIELD GOALS MADE	16	SAVANNAH STATE (11/27/18)
	12	KENT STATE (11/23/18)
3 PT FG ATTEMPTS	43	SAVANNAH STATE (11/27/18)
	26	at Georgia (01/09/19)
	26	LIBERTY (11/19/18)
3 PT FG PERCENTAGE	500 (12-24)	KENT STATE (11/23/18)
	435 (10-23)	TENNESSEE STATE (12/29/18)
FREE THROWS MADE	29	TENNESSEE (01/23/19)
	27	SOUTH CAROLINA (01/16/19)
	35	SOUTH CAROLINA (01/16/19)
	32	TENNESSEE (01/23/19)
FREE THROW PERCENTAGE	.909 (10-11)	UNC ASHEVILLE (12/31/18)
	.906 (29-32)	TENNESSEE (01/23/19)
REBOUNDS	47	at Southern California (11/11/18)
	46	vs NC State (12/01/18)
ASSISTS	500	at Georgia (01/09/19)
	16	vs NC State (12/01/18)
STEALS	13	KENT STATE (11/23/18)
	12	SAVANNAH STATE (11/27/18)
BLOCKED SHOTS	7	at Georgia (01/09/19)
	7	TENNESSEE (01/23/19)
TURNOVERS	19	SAVANNAH STATE (11/27/18)
	16	UNC ASHEVILLE (12/31/18)
FOULS	29	SOUTH CAROLINA (01/16/19)
	27	UNC ASHEVILLE (12/31/18)

THE LAST TIME...

Allowed Less than 50 points – 48, vs. Houston Baptist, 12/20/2017 (W, 81-48)
Allowed 40 or Less points – 31, at Mississippi State, 2/23/2013 (W, 72-31)
Shot 60% or better – .627 vs. Savannah St., 11/27/18 (W, 120-85)
Shot 60% or better from three – .643 vs. Purdue, 12/13/14 (W, 81-71)
Shot over 67% FG – .679 vs. TSU, 12/19/2009 (W, 84-71)
Shot lower than 30% – .250 at Arkansas 2/10/18 (L, 54-72)
Allowed 60% shooting - .625 at LSU, 2/20/2018 (L, 78-88)
Scored 100 points in two consecutive games – 111 vs. North Alabama 12/20/1980 (W, 111-79) and 111 vs. Memphis 12/23/1980 (W, 111-96)
Scored 100 points in three consecutive games – Never
Scored 100 points in Consecutive SEC games – 104 vs. LSU 2/19/1972 (W, 104-83) and 111 vs. Alabama 2/21/1972 (W, 111-91)
Won game by 70 points or more – 71 vs. Union (Tenn.) (W, 95-24), 1911-12
Won game by 60 points or more – 71 vs. Union (Tenn.) (W, 95-24), 1911-12
Won game by 50 points or more – 50 vs. Detroit (W, 102-52) 12/2/2015
Lost by 25 or More Points – vs. Virginia, 11/23/17 (L, 68-42)
Game decided by one point – vs. Miss. St. (2/14/18) (W, 81-80)
Two consecutive games decided by one point – at South Carolina (L, 70-71) 1/7/1998 and Tennessee (W, 80-79) 1/10/1998
Three consecutive games decided by one point – Never
Shot 90% or Better from Free Throw Line (min. 10 att.) – 94.7% vs. M. Tennessee, 12/5/2018 (18-19)
Shot less than 50% from Free Throw Line – 46.9% vs. Morgan State (15-32) 11/23/13
Shot less than 20% from 3PT – .156 (3-22) vs. N.C. State 12/1/2018 (L, 80-65)
Attempted 30 FT – 30 (18-30) vs. N.C. State 12/1/2018
Attempted 35 FT – 37 (24-37) vs. South Carolina 1/16/2019
Attempted 40 FT – 40 (90-59) vs. UNC Asheville, 12/31/2018
Attempted five or less FT – 3 at Texas A&M, 1/31/2017
Made 30 FT – 30, vs. UNC Asheville, 12/31/18
Made 15 3FG – 17 vs. Alcorn St., 12/22/2017
Won an Overtime Game –vs. Florida 3/10/2017 (W, 72-62)
Lost an Overtime Game - vs UT, 1/23/2019 (L, 83-88)
Played Two Overtimes –vs. Yale 1/3/15 (W, 79-74)
Played Three Overtimes – at Ole Miss 2/17/1982 (L, 51-48)
Played Four Overtimes – at Ole Miss 2/17/1982 (L, 51-48)
Played consecutive games that went to overtime – vs. Xavier 11/28/2011 (L, 82-70) and at Louisville, 12/2/2011 (L, 62-60)
Had 20 Turnovers – 20, vs. Savannah St., 11/27/2018
Had 10 Blocks – 10, vs. Savannah St., 11/27/2018

OPPONENT - INDIVIDUALS

Scoring:
Scored 25 points –Tremont Waters (28) at LSU, 2/20/2018
Scored 30 points – Breein Tyree (31) vs Ole Miss, 1/05/2019
Scored 35 points – Grant Williams (37), vs. Tennessee, 1/9/2018
Scored 40 points – Grant Williams (43), vs UT, 1/23/2019
Two Players Had 20 Points – Grant Williams (37), Admiral Schofield (22), vs. Tennessee, 1/9/2018
Five Players Scored in Double Figures Deandre Burnett (17), Terence Davis (17), Breein Tyree (11), Justas Furmanavicius (11), Sebastian Saiz (10), vs. Ole Miss, 2/4/2017
Six Players Scored in Double Figures – Bam Doyno (22), Dwayne Curtis (12), Todd Abernethy (11), Clarence Sanders (11), Polynice (10) and Williams (10), vs. Ole Miss, 1/27/2007
Four Players with 15 or more points – Erik Daniels (20), Marquis Estill (17), Kelenna Azubuike (16) and Gerald Fitch (15) vs. Kentucky, 3/5/2003

Double-Doubles:
Double-Double – Nick Rakocevic (19 points, 18 rebounds) at USC, 11/11/2018
Triple-Double – Sam Muldrow (16 points, 14 rebounds and 10 blocks) at South Carolina, 1/8/2010
20-10 game – Dylan Windler (24 points, 11 rebounds), at Belmont, 11/13/2017
30-10 game – Ben Simmons (36 points, 14 rebounds), LSU, 1/2/2016
Double-Double in Points and Rebounds – Nick Rakocevic (19 points, 18 rebounds) at USC, 11/11/2018
Double-Double in Points and Assists – Nick Calathes (15 points, 10 assists) at Florida, 1/27/2008
Two players record double-doubles – Prince Ibeh (13 points, 11 rebounds), Kerwin Roach, Jr. (15 points, 11 rebounds), at Texas, 1/30/2016

Field Goals:
Made 10 FG in a game – Grant Williams (10), vs UT, 1/23/2019
Made 11 FG in a game – Breein Tyree (11), vs. Ole Miss 1/05/2019
Made 12 FG in a game – Shai Gilgeous-Alexander (12) at Kentucky, 1/30/2018
Made 13 FG in a game – Duop Reath (13) vs. LSU, 1/20/2018
Attempted 15 FG in a game – Chris Silva (15) at South Carolina, 1/6/2018
Attempted 16 FG in a game – Antonio Green, vs. M. Tennessee, 12/5/2018
Attempted 17 FG in a game – Derryck Thornton (17), at USC, 11/11/2018
Attempted 18 FG in a game – Jaylin Walker (18) vs. Kent State, 11/23/2018
Attempted 19 FG in a game –Shai Gilgeous-Alexander (19) at Kentucky, 1/30/2018
Attempted 20 FG in a game – Duop Reath (20) vs. LSU, 1/20/2018

Attempted 25 FG in a game - Malik Monk (25) at Kentucky, 2/28/2017

Three-Pointers:
Made 5 3-pointers in a game – Jaquan Dotson (5), vs. Savannah St., 11/27/2018
Made 6 3-pointers in a game – Jamal Murray, vs. Kentucky (6), 2/27/16
Made 7 3-pointers in a game – Chandler Parsons (7) vs. Florida, 1/25/2009
Made 8 3-pointers in a game– Brian Sullivan (8) vs. Miami (OH), 1/2/2012
Attempted 10 3-pointers in a game – Jordan McLaughlin (11), vs. USC, 11/19/2017

Free Throws:
Made 10 FT in a game – Grant Williams (12) at Tennessee, 1/23/2018
Made 16 FT in a game – Ben Simmons (16), LSU, 1/2/2016
Made 17 FT in a game – Grant Williams (23), vs UT, 1/23/2019
Attempted 10 FT in a game – Kamau Stokes (12) vs. Kansas St., 12/22/2018
Attempted 13 FT in a game - Ian Dubose (13) vs. Houston Baptist, 12/20/2017
Attempted 14 FT in a game - Grant Williams, (14) at Tennessee, 1/23/2018
Attempted 15 FT in a game – Grant Williams (23), vs UT, 1/23/2019

Rebounds:
10 Rebounds in a game – Reid Travis (12) at Kentucky, 1/12/2019
15 Rebounds in a game – Sebastian Saiz (15), vs. Ole Miss, 2/4/2017
18 Rebounds in a game – Nick Rakocevic (18) at USC, 11/11/2018
19 Rebounds in a game – Omar Samhan (19) at St. Mary's, 11/20/2009
20 Rebounds in a game – Roy Rogers (20) at Alabama, 1/3/1996

Assists
8 Assists – Lamar Peters (8) vs. Miss. St. (2/14/18)
9 Assists – Tremont Waters (9) at LSU, 2/20/2018
10 Assists – Alex Caruso (10) at Texas A&M, 1/31/2015
11 Assists – Dee Bost (11) vs. Mississippi State, 3/11/2011
12 Assists – Jared Harper (14) at Auburn, 2/3/2018

Blocks:
4 Blocked Shots – Grant Williams (4), vs UT, 1/23/2019
5 Blocked Shots –Nicolas Claxton (5), at Georgia, 1/09/19
6 Blocked Shots – Reggie Lynch, (6), vs. Minnesota, 12/3/16
7 Blocked Shots –Daniel Gafford, (7), at Arkansas, 2/10/18
8 Blocked Shots –Jarvis Varnado (9) vs. Mississippi State, 2/3/2010
10 Blocked Shots - Sam Muldrow (10) at South Carolina, 1/8/2011

Steals:
5 Steals – Tyrell Harper (5) vs. Savannah St., 11/27/2018

6 Steals – Jajuan Johnson (6) vs. Marquette, 11/11/2016
7 Steals – Aaron Lucas (7) at South Carolina, 1/19/2002
8 Steals – Steve Wojciechowski (8) at Duke, 11/22/1996
Two players with 3 steals – Tyrell Harper (5), Romani Hansen (3) vs. Savannah St., 11/27/2018

Minutes:
Played every minute – Jordan Barnett vs. Missouri, 2/27/2018
Played over 40 minutes – Kevin Knox (40), at Kentucky, 1/30/2018

Fouls:
Technical Foul – Admiral Schofield vs UT, 1/23/2019
Fouled Out - Chris Silva vs. South Carolina 1/16/2019
Three Players Fouled Out – Jordan Usher, Derryck Thornton, Kevin Porter, Jr. at USC, 11/11/2018

OPPONENT - TEAM

Scored 90 or more points at Memorial Gym – 92 vs. Tennessee, 1/9/2018 (L, 84-92)
Scored 100 or more points – 106 at Kentucky 3/5/2003 (L, 44-106)
Scored 110 or more points – 120 vs. Kentucky 2/7/1996 (L, 81-120)
Scored 120 or more points – 120 vs. Kentucky 2/7/1996 (L, 81-120)
Scored 130 or more points – Never
Scored Less than 50 points – 41 vs. Texas A&M, 3/9/17 (W, 66-41)
Scored Less than 40 points – 31 at Mississippi State, 2/23/2013 (W, 72-31)
Shot 50% or Better - .500 at Kentucky, 1/12/2019 (Kentucky, 56-47)
Shot 60% or Better - .625 at LSU (LSU 88, VU 78), 2/20/2018
Shot 60% or Better from 3PT - .654 (17-26), at Auburn, 2/3/2018
Shot less than 30% FG– .250 (4-16), at Kentucky, 1/12/2019 (L, 47-56)
Shot less than 15% from 3PT– .143 (2-14), vs. M. Tennessee, 12/5/2018 (W, 79-51)
Held Opponent Without a 3-Pointer –vs. Nebraska, 11/18/10 (W, 59-49)
Shot 90% or Better from Free Throw Line –90.0, at Florida, 12/30/2017 (27-30)
Shot less than 50% from Free Throw Line – .467, vs. Minnesota, 12/3/2016 (L, 52-56)
Attempted 30 FT –32, vs. Tennessee 1/23/2019
Attempted 40 FT – 42 at Mississippi State, 2/12/2007
Attempted 45 or More FT – 49 at South Carolina, 1/28/2009
Attempted Zero FT –vs. TCU, 1/27/2018
Attempted five or less FT – 1 vs. Miami (OH), 1/2/2012
Made 30 FT – 32, at South Carolina, 1/28/2009
Made 0 FT – vs. TCU, 1/27/2018
Made 12 3PT – 12, vs. Missouri, 2/27/2018
Made 15 3PT – 16, vs. Savannah St., 11/27/2018
Attempted 30 or more 3PT – 43 vs. Savannah St., 11/27/2018
Had 20 Turnovers – 20 vs. MTSU, 12/21/2012



CLEVON BROWN

15

Junior, Forward
6'8" 240 lbs.
San Antonio, Texas
Churchill HS

SEASON HIGHS

- Points:** 8, at USC (11/11/18)
- FG Made:** 4, at USC (11/11/18)
- FG Atts:** 8, at USC (11/11/18)
- 3FG Made:** 1, vs. Middle Tennessee (12/5/18)
- 3FG Atts:** 2, at USC (11/11/18)
- FT Made:** 2, vs. Savannah St. (11/27/18)
- FT Atts:** 3, at USC (11/11/18)
- Rebounds:** 6, 2x, last vs. Tennessee State (12/29/18)
- Assists:** 4, vs. South Carolina (1/16/19)
- Turnovers:** 3, vs. Tennessee (1/23/19)
- Blocks:** 4, vs. Savannah St. (11/27/18)
- Steals:** 1, 3x, last vs. N.C. State (12/5/18)
- Minutes:** 23, vs. Tennessee (1/23/19)

CAREER HIGHS

- Points:** 13, vs. Austin Peay (11/10/17)
- FG Made:** 6, vs. Austin Peay (11/10/17)
- FG Atts:** 11, vs. Austin Peay (11/10/17)
- 3FG Made:** 2, 2x, last at Missouri (2/11/17)
- 3FG Atts:** 3, 2x, at Missouri (2/11/17)
- FT Made:** 2, 4x, last vs. Savannah St. (11/27/18)
- FT Atts:** 4, vs. Texas A&M (2/16/17)
- Rebounds:** 7, at Kentucky (1/30/18)
- Assists:** 4, vs. South Carolina (1/16/19)
- Turnovers:** 4, at Auburn (2/3/18)
- Blocks:** 8, at Ole Miss (3/3/18)
- Steals:** 2, vs. Austin Peay (11/10/17)
- Minutes:** 31, at Kentucky (1/30/18)

BROWN NOTEBOOK

- ✪ Played a season-high 23 minutes vs. Tennessee.
- ✪ Leads team in blocks (1.3 per game).
- ✪ Dished out career-high four assists against South Carolina.
- ✪ Made two starts this season (Savannah State, N.C. State).
- ✪ Tallied eight points and four rebounds in win at USC; had three blocks vs. Liberty.
- ✪ Played in 32 games and made four starts in 2017-18. Averaged 3.9 points and 3.1 rebounds per game.
- ✪ Tallied a career-high eight blocks at Ole Miss. Also added six points and four rebounds. Most blocks for a Commodore since Luke Kornet had 10 vs. Auburn on 1/12/16
- ✪ Played career-high in minutes against TCU (26) and Kentucky (31). Had career-high 7 rebounds at UK.
- ✪ Scored a career-high 13 points in win over Austin Peay. Also set new career bests in field goals made and steals, and tied a career high in rebounds and blocks.
- ✪ Played in 34 games and averaged 1.6 points and 1.5 rebounds per game as a freshman in 2016-17.
- ✪ Signed with the Commodores in November of 2015.
- ✪ Made career debut vs. Marquette, scored five points against Golden Eagles; scored career-high six points vs. Norfolk State.
- ✪ Was ranked as the 9th-best player in the state of Texas by Texas Hoops, and the 126th-ranked player nationally by Rivals.com.
- ✪ Ranked as the 26th-ranked power forward in the country by Scout.com, he also received offers from Texas, Illinois, Notre Dame, and Auburn.

BROWN GAME-BY-GAME (JUNIOR)

Opponent	M	FG-A	3P-A	FT-A	Reb	PF	A	T	B	S	PTS
N6 Winthrop	19	3-5	0-1	0-0	6	3	0	2	2	0	6
N11 @USC	18	4-8	0-2	0-3	4	2	0	0	1	1	8
N16 Alcorn State	19	1-4	0-0	0-0	4	2	1	0	1	0	2
N19 Liberty	11	0-1	0-0	0-0	1	1	1	1	3	1	0
N23 Kent State	6	0-2	0-0	0-0	3	1	0	0	0	0	0
N27 Savannah State*	20	1-2	0-0	2-2	1	0	0	0	4	1	4
D1 vs. N.C. State*	16	2-2	0-0	0-2	2	3	2	1	1	1	4
D5 Middle Tennessee	21	2-4	1-1	0-0	2	3	1	1	1	0	5
D17 Arizona State	12	1-1	0-0	1-2	2	2	0	1	1	0	3
D22 @Kansas State	13	1-1	0-0	0-0	1	0	0	0	0	0	2
D29 Tennessee State	13	1-1	0-0	1-2	6	3	1	0	2	0	3
D31 UNC Asheville	16	1-1	0-0	0-0	3	0	0	1	3	0	2
J5 Ole Miss	8	2-4	0-0	0-0	2	0	0	0	1	0	4
J9 @Georgia	5	0-1	0-0	0-0	1	1	0	1	0	0	0
J12 @Kentucky	4	0-0	0-0	0-0	0	0	0	0	0	0	0
J16 South Carolina	15	1-4	0-2	0-0	3	3	4	0	0	0	2
J19 Mississippi State	12	0-2	0-0	0-0	3	0	0	0	0	0	0
J23 Tennessee	23	2-2	0-0	1-1	1	5	1	3	1	1	5
J26 @Oklahoma											
J29 Kentucky											
F2 @Missouri											
F5 @Arkansas											
F9 Alabama											
F13 @Florida											
F16 Auburn											
F19 @Tennessee											
F23 @Alabama											
F27 Florida											
M2 @Texas A&M											
M6 Arkansas											
M9 @LSU											

Brown's Overall Statistics at Vanderbilt

Year	GP	GS	Min	Avg	FG	FGA	Pct	3FG	3FGA	Pct	FT	FTA	Pct	Off	Def	Tot	Avg	PF	FO	Ast	TO	Blk	Stl	Pts	Avg
2016-17	34	0	258	7.6	20	51	.392	8	27	.296	7	12	.583	16	34	50	1.5	35	0	3	16	14	1	55	1.6
2017-18	32	4	543	17.0	51	112	.455	11	46	.239	12	26	.462	42	56	98	3.1	67	3	7	27	43	9	125	3.9
2018-19	18	2	251	13.9	22	45	.489	1	6	.167	5	12	.417	22	23	45	2.5	29	1	11	11	21	5	50	2.8
TOTAL	84	6	1052	12.5	93	208	.447	20	79	.253	24	50	.480	80	113	193	2.3	131	4	21	54	78	15	230	2.7

Brown's SEC Statistics at Vanderbilt

Year	GP	GS	Min	Avg	FG	FGA	Pct	3FG	3FGA	Pct	FT	FTA	Pct	Off	Def	Tot	Avg	PF	FO	Ast	TO	Blk	Stl	Pts	Avg
2016-17	17	0	118	6.9	10	24	.417	3	12	.250	3	7	.429	8	15	23	1.4	17	0	2	7	9	0	26	1.5
2017-18	18	3	350	19.4	28	61	.459	8	25	.320	7	15	.467	27	39	66	3.7	42	2	5	20	29	5	71	3.9
2018-19	6	0	67	11.2	5	13	.385	0	2	.000	1	1	1.000	4	6	10	1.7	9	1	5	4	2	1	11	1.8
TOTAL	41	3	535	13.0	43	98	.439	11	39	.282	11	23	.478	39	60	99	2.4	68	3	12	31	40	6	108	2.6



MAXWELL EVANS

3

Sophomore, Guard
6'2" 192 lbs.
Houston, Texas
Bellaire HS

SEASON HIGHS

Points: 16, vs. Savannah St. (11/27/18)
FG Made: 6, vs. Savannah St. (11/27/18)
FG Atts: 9, vs. Savannah St. (11/27/18)
3FG Made: 2, 3x, last at Georgia (1/9/19)
3FG Atts: 5, at Georgia (1/9/19)
FT Made: 5, 2x, last vs. Tennessee State (12/29/18)
FT Atts: 9, at Kansas St. (12/22/18)
Rebounds: 4, 5x, last at Georgia (1/9/19)
Assists: 4, vs. Tennessee State (12/29/18)
Turnovers: 4, at Kentucky (1/12/19)
Blocks: 1, vs. Savannah St. (11/27/18)
Steals: 2, at Georgia (1/9/19)
Minutes: 26, vs. Savannah St. (11/27/18)

CAREER HIGHS

Points: 16, vs. Savannah St. (11/27/18)
FG Made: 6, 2x, vs. Savannah St. (11/27/18)
FG Atts: 10, vs. Houston Baptist (12/20/17)
3FG Made: 3, vs. Texas A&M (2/24/18)
3FG Atts: 6, vs. Alabama (1/2/18)
FT Made: 8, at Arkansas (2/10/18)
FT Atts: 9, at Arkansas (2/10/18)
Rebounds: 9, at Arkansas (2/10/18)
Assists: 4, vs. Tennessee State (12/29/18)
Turnovers: 4, 2x, last at Kentucky (1/12/19)
Blocks: 1, vs. Savannah St. (11/27/18)
Steals: 2, at Georgia (1/9/19)
Minutes: 29, at Auburn (2/3/18)

EVANS NOTEBOOK

- ✪ Scored a career-high 16 points in season-best 26 minutes against Savannah State; scored 10 points at Georgia.
- ✪ Played season-high 21 minutes against Kent State and scored eight points.
- ✪ Played in 29 games and made 15 starts as a true freshman...Averaged 3.9 points and 1.9 rebounds per game.
- ✪ Tied a career high with 14 points at Ole Miss - all of which came in first half.
- ✪ Scored eight points on 8-9 shooting from the FT line against Razorbacks; also had career-high nine rebounds.
- ✪ Tallied 13 points at Auburn in a career-best 29 minutes.
- ✪ Scored career-high 14 points, all in the second half, against Houston Baptist.
- ✪ 6'2 guard from Bellaire High School in Houston, Texas, was the number 16-ranked prospect in the state of Texas and 247sports.com ranked him as the 11th-ranked combo guard nationally at the end of his junior season.
- ✪ Chose the Commodores over Purdue, Northwestern, and Kansas State.
- ✪ Four-year starter and captain who averaged 32.7 points, 7.1 rebounds, 6.5 assists, 3.2 steals, and 2.0 blocks as a senior at Bellaire, where he played for coach Bruce Glover.
- ✪ Son of Carlis and Sharon...Is a triplet with sisters Megan and Maya, who each play volleyball at Alabama A&M... Also has an older brother Denzel, who is a running back at the University of Kansas...Advice to young people: "Always work hard on what you want to achieve."

EVANS GAME-BY-GAME (SOPHOMORE)

Opponent	M	FG-A	3P-A	FT-A	Reb	PF	A	T	B	S	PTS
N6 Winthrop	3	0-0	0-0	0-0	0	0	0	0	0	0	0
N11 @USC	2	0-1	0-1	0-1	0	0	0	0	0	0	0
N16 Alcorn State	7	2-3	0-1	0-0	1	1	0	0	0	1	4
N19 Liberty	DNP										
N23 Kent State	21	3-7	1-1	1-4	4	0	1	0	0	0	8
N27 Savannah State	26	6-9	2-4	2-2	4	1	3	3	1	0	16
D1 vs. N.C. State	20	4-7	1-3	1-2	3	3	1	2	0	0	10
D5 Middle Tennessee	22	3-8	1-3	2-2	4	2	3	1	0	0	9
D17 Arizona State	17	3-5	2-3	0-0	4	0	3	1	0	0	8
D22 @Kansas State	24	0-3	0-1	5-9	2	0	2	2	0	0	5
D29 Tennessee State	19	2-5	1-3	5-6	2	1	4	0	0	1	10
D31 UNC Asheville	16	1-4	0-2	3-5	3	0	1	1	0	0	5
J5 Ole Miss	9	0-1	0-1	0-0	0	0	1	0	0	0	0
J9 @Georgia	25	3-7	2-5	2-2	4	3	1	1	0	2	10
J12 @Kentucky	15	0-1	0-0	0-0	1	2	2	4	0	1	0
J16 South Carolina	5	0-1	0-1	0-0	0	0	1	1	0	0	0
J19 Mississippi State	12	0-1	0-1	1-2	0	0	0	1	0	0	1
J23 Tennessee	3	0-0	0-0	0-0	1	1	1	1	0	0	0
J26 @Oklahoma											
J29 Kentucky											
F2 @Missouri											
F5 @Arkansas											
F9 Alabama											
F13 @Florida											
F16 Auburn											
F19 @Tennessee											
F23 @Alabama											
F27 Florida											
M2 @Texas A&M											
M6 Arkansas											
M9 @LSU											

Evans' Overall Statistics at Vanderbilt

Year	GP	GS	Min	Avg	FG	FGA	Pct	3FG	3FGA	Pct	FT	FTA	Pct	Off	Def	Tot	Avg	PF	FO	Ast	TO	Blk	Stl	Pts	Avg
2017-18	29	15	378	13.0	34	95	.358	18	54	.333	28	33	.848	15	41	56	1.9	33	0	14	25	0	9	114	3.9
2018-19	17	0	247	14.5	27	63	.429	10	30	.333	22	35	.629	11	22	33	1.9	15	0	24	18	1	5	86	5.1
TOTAL	46	15	625	13.6	61	158	.386	28	84	.333	50	68	.735	26	63	89	1.9	48	0	38	43	1	14	200	4.3

Evans' SEC Statistics at Vanderbilt

Year	GP	GS	Min	Avg	FG	FGA	Pct	3FG	3FGA	Pct	FT	FTA	Pct	Off	Def	Tot	Avg	PF	FO	Ast	TO	Blk	Stl	Pts	Avg
2017-18	17	12	257	15.1	18	52	.346	12	32	.375	26	30	.867	13	28	41	2.4	24	0	7	19	0	6	74	4.4
2018-19	6	0	69	11.5	3	11	.273	2	8	.250	3	4	.750	0	6	6	1.0	6	0	6	8	0	3	11	1.8
TOTAL	23	12	326	14.2	21	63	.333	14	40	.350	29	34	.853	13	34	47	2.0	30	0	13	27	0	9	85	3.7



DARIUS GARLAND

10 Freshman, Guard
6'2" 175 lbs.
Nashville, Tenn.
Brentwood Academy

SEASON HIGHS

- Points:** 33, vs. Liberty (11/19/18)
- FG Made:** 12, vs. Liberty (11/19/18)
- FG Atts:** 18, vs. Liberty (11/19/18)
- 3FG Made:** 5, vs. Liberty (11/19/18)
- 3FG Atts:** 8, vs. Liberty (11/19/18)
- FT Made:** 4, 2x, last vs. Liberty (11/19/18)
- FT Atts:** 5, 2x, last vs. Liberty (11/19/18)
- Rebounds:** 7, vs. Alcorn St. (11/16/18)
- Assists:** 4, 3x, last vs. Liberty (11/19/18)
- Turnovers:** 6, at USC (11/11/18)
- Blocks:** 2, vs. Winthrop (11/6/18)
- Steals:** 2, vs. Winthrop (11/6/18)
- Minutes:** 37, vs. Liberty (11/19/18)

CAREER HIGHS

- Points:** 33, vs. Liberty (11/19/18)
- FG Made:** 12, vs. Liberty (11/19/18)
- FG Atts:** 18, vs. Liberty (11/19/18)
- 3FG Made:** 5, vs. Liberty (11/19/18)
- 3FG Atts:** 8, vs. Liberty (11/19/18)
- FT Made:** 4, 2x, last vs. Liberty (11/19/18)
- FT Atts:** 5, 2x, last vs. Liberty (11/19/18)
- Rebounds:** 7, vs. Alcorn St. (11/16/18)
- Assists:** 4, 3x, last vs. Liberty (11/19/18)
- Turnovers:** 6, at USC (11/11/18)
- Blocks:** 2, vs. Winthrop (11/6/18)
- Steals:** 2, vs. Winthrop (11/6/18)
- Minutes:** 37, vs. Liberty (11/19/18)

GARLAND NOTEBOOK

- ✪ Declared for NBA Draft on Jan. 22.
- ✪ Injured meniscus in left knee vs. Kent State and will miss the remainder of the season.
- ✪ Scored 33 points vs. Liberty, the second-most ever by a Commodore freshman and the second-most by a Vanderbilt player since 1996-97.
- ✪ Named the SEC Freshman of the Week after averaging 21.5 points, 4.0 rebounds, 2.5 assists, 1.0 block, and 1.5 steals in two Commodore victories against Winthrop and USC.
- ✪ Tallied 24 points, four assists, three rebounds, two steals, and two blocks in his collegiate debut vs. Winthrop.
- ✪ Garland, from Nashville, Tenn. and the Brentwood Academy, signed his National Letter of Intent with the Commodores in November in 2017. A consensus five-star recruit by most recruiting services, Garland enters the Vanderbilt program as one of the nation's best incoming point guards.
- ✪ Attended Brentwood Academy and won a TSSAA-record-tying four state championships with the Eagles and became only the second player in state history to claim three consecutive Mr. Basketball awards (Brentwood Academy's Brandan Wright - 2004 to 2006).
- ✪ Averaged 28.6 points per game as a senior and shot 59.7 percent from the field.
- ✪ Named a 2018 McDonald's All-American and a Naismith National Player of the Year semifinalist, becoming only the second Commodore to be named a McDonald's All-American (class of 2018 signee Simi Shittu) and the first named as a Naismith semifinalist. Also a Jordan Brand nominee.
- ✪ Named the Gatorade Tennessee Player of the Year in 2018.
- ✪ Darius Kinnard Garland...January 26, 2000...Son of Winston and Felicia Garland...Has one brother, Desmond Nunery...Plans to major in Communications and Broadcasting...Advice to young people: "Never be satisfied."

GARLAND GAME-BY-GAME (FRESHMAN)

Opponent	M	FG-A	3P-A	FT-A	Reb	PF	A	T	B	S	PTS
N6 Winthrop*	36	9-15	3-7	3-5	3	1	4	2	2	2	24
N11 @USC*	36	6-14	3-5	4-4	5	4	1	6	0	1	19
N16 Alcorn State*	28	1-6	0-3	1-2	7	0	4	3	0	0	3
N19 Liberty*	37	12-18	5-8	4-5	4	2	4	4	0	1	33
N23 Kent State*	2	1-1	0-0	0-0	0	0	0	0	0	0	2
N27 Savannah State	DNP										
D1 vs. N.C. State	DNP										
D5 Middle Tennessee	DNP										
D17 Arizona State	DNP										
D22 @Kansas State	DNP										
D29 Tennessee State	DNP										
D31 UNC Asheville	DNP										
J5 Ole Miss	DNP										
J9 @Georgia	DNP										
J12 @Kentucky	DNP										
J16 South Carolina	DNP										
J19 Mississippi State	DNP										
J23 Tennessee	DNP										
J26 @Oklahoma											
J29 Kentucky											
F2 @Missouri											
F5 @Arkansas											
F9 Alabama											
F13 @Florida											
F16 Auburn											
F19 @Tennessee											
F23 @Alabama											
F27 Florida											
M2 @Texas A&M											
M6 Arkansas											
M9 @LSU											

Garland's Overall Statistics at Vanderbilt

Year	GP	GS	Min	Avg	FG	FGA	Pct	3FG	3FGA	Pct	FT	FTA	Pct	Off	Def	Tot	Avg	PF	FO	Ast	TO	Blk	Stl	Pts	Avg
2018-19	5	5	139	27.8	29	54	.537	11	23	.478	12	16	.750	2	17	19	3.8	7	0	13	15	2	4	81	16.2
TOTAL	5	5	139	27.8	29	54	.537	11	23	.478	12	16	.750	2	17	19	3.8	7	0	13	15	2	4	81	16.2



SABEN LEE

O

Sophomore, Guard
6'2" 183 lbs.
Phoenix, Ariz.
Corona Del Sol HS

SEASON HIGHS

- Points:** 23, vs. Tennessee State (12/29/18)
- FG Made:** 8, vs. Tennessee State (12/29/18)
- FG Atts:** 16, vs. Tennessee (1/23/19)
- 3FG Made:** 3, vs. Tennessee (1/23/19)
- 3FG Atts:** 5, vs. Tennessee (1/23/19)
- FT Made:** 9, 4x, last vs. S. Carolina (1/17/19)
- FT Atts:** 14, vs. Liberty (11/19/18)
- Rebounds:** 6, 2x, last vs. Miss. State (1/19/19)
- Assists:** 7, vs. Tennessee (1/23/19)
- Turnovers:** 6, vs. Kent St. (11/23/18)
- Blocks:** 1, 3x, last vs. S. Carolina (1/17/19)
- Steals:** 3, vs. Savannah St. (11/27/18)
- Minutes:** 42, vs. Tennessee (1/23/19)

CAREER HIGHS

- Points:** 24, vs. Arizona State (12/17/17)
- FG Made:** 9, vs. Arizona State (12/17/17)
- FG Atts:** 16, vs. Tennessee (1/23/19)
- 3FG Made:** 3, 3x, last at LSU (2/20/18)
- 3FG Atts:** 6, vs. Austin Peay (11/10/17)
- FT Made:** 12, vs. Kansas St. (12/3/17)
- FT Atts:** 17, vs. Kansas St. (12/3/17)
- Rebounds:** 9, vs. Texas A&M (2/24/18)
- Assists:** 9, vs. Texas A&M (2/24/18)
- Turnovers:** 6, vs. Kent St. (11/23/18)
- Blocks:** 2, vs. Austin Peay (11/10/17)
- Steals:** 4, vs. Arizona State (12/17/17)
- Minutes:** 42, vs. Tennessee (1/23/19)

LEE NOTEBOOK

- 🔥 Tallied 21 points and tied a career high with three made threes against Tennessee. Played a career-high 42 minutes and dished out season-best seven assists.
- 🔥 Scored in double figures in all but four games this season; led team with season-high 23 points vs. Tenn. State.
- 🔥 Ranked in the top 10 in the SEC in assist/turnover ratio (9th, 1.6), assists per game (8th, 3.7), free throw attempts (2nd, 136) and free throws made (2nd, 94).
- 🔥 Attempted 16 free throws vs. S. Carolina, which is the most by a Commodore in SEC play and third-most by a Commodore overall since 1999. His 17 free throws against Kansas State last season at Memorial Gym is second-most in the last 20 years.
- 🔥 Tallied season-high 17 points vs. Liberty. Also attempted 14 free throws, the most by a Commodore since Wade Baldwin IV attempted 14 vs. Florida on 1/26/2016
- 🔥 Played in all 32 games as a freshman and started in 29 games. Tallied double figures in 17 games.
- 🔥 First Commodore with nine assists vs. Texas A&M since Wade Baldwin IV at Miss. State, 2/16/2016. His 96 asstis was a freshman is 6th on Vanderbilt's all-time single-season freshman assist list.
- 🔥 Averaged 11.7 points per game in SEC play; 10th in steals (1.2) in SEC games only.
- 🔥 Scored career-high 24 points at Arizona State.
- 🔥 Tied then-career high with 19 points vs. Kansas State - finished 12-17 from free-throw line. Last Commodore to make 12 free throws in a game was Luke Kornet vs. Belmont on 11/15/2016.
- 🔥 6'2 guard from Tempe, Ariz., who attended Corona Del Sol High School. Lee chose the Commodores over Louisville, Stanford, Florida State, and Nebraska.
- 🔥 Averaged 22 points, five rebounds, four assists, three blocks, and three steals in his senior season at Corona Del Sol...First-team All-State selection as a junior and senior...Was a four-star prospect and the number 92-ranked player by Scout.com and the number 17 point guard by 247sports.com.
- 🔥 Saben Anthonia Lee...June 23, 1999 ... Son of Anthonia "Amp" Lee and Natalie Williams...Has one brother Aubry...Plans to major in Mechanical Engineering...Advice to young people: "Have fun because at the next level it's all business."

LEE GAME-BY-GAME (SOPHOMORE)

Opponent	M	FG-A	3P-A	FT-A	Reb	PF	A	T	B	S	PTS
N6 Winthrop*	30	6-8	0-1	0-0	6	4	5	2	0	0	12
N11 @USC*	31	3-13	0-4	3-3	2	3	3	2	1	1	9
N16 Alcorn State*	26	3-7	1-2	3-4	2	0	6	3	0	0	10
N19 Liberty*	30	4-9	0-0	9-14	3	1	2	5	0	2	17
N23 Kent State*	29	4-10	1-4	4-8	5	3	5	6	0	1	13
N27 Savannah State*	20	4-6	0-1	3-5	4	1	4	0	0	3	11
D1 vs. N.C. State*	32	3-7	0-0	9-13	1	3	3	2	0	0	15
D5 Middle Tennessee*	28	2-9	1-3	2-2	4	1	3	0	0	2	7
D17 Arizona State*	29	2-3	1-2	9-12	5	2	3	4	0	0	14
D22 @Kansas State*	22	1-5	0-3	6-6	2	1	4	3	1	0	8
D29 Tennessee State*	27	8-9	0-1	7-9	4	0	3	2	0	1	23
D31 UNC Asheville*	27	2-3	0-0	7-8	2	3	4	1	0	1	11
J5 Ole Miss*	35	3-12	0-2	3-6	5	2	5	2	0	1	9
J9 @Georgia*	28	4-9	1-1	3-3	2	2	2	2	0	2	12
J12 @Kentucky*	31	2-6	1-2	4-6	1	2	2	0	0	1	9
J16 South Carolina*	37	4-7	0-0	9-16	3	2	3	4	1	1	17
J19 Mississippi State*	38	4-9	0-0	5-8	6	2	3	2	0	0	13
J23 Tennessee*	42	5-16	3-5	8-13	4	3	7	2	0	0	21
J26 @Oklahoma											
J29 Kentucky											
F2 @Missouri											
F5 @Arkansas											
F9 Alabama											
F13 @Florida											
F16 Auburn											
F19 @Tennessee											
F23 @Alabama											
F27 Florida											
M2 @Texas A&M											
M6 Arkansas											
M9 @LSU											

Lee's Overall Statistics at Vanderbilt

Year	GP	GS	Min	Avg	FG	FGA	Pct	3FG	3FGA	Pct	FT	FTA	Pct	Off	Def	Tot	Avg	PF	FO	Ast	TO	Blk	Stl	Pts	Avg
2017-18	32	29	857	26.8	115	249	.462	23	75	.307	85	117	.726	22	73	95	3.0	78	2	99	71	5	39	338	10.6
2018-19	18	18	541	30.1	64	148	.432	9	31	.290	94	136	.691	8	53	61	3.4	35	0	67	42	2	16	231	12.8
TOTAL	50	47	1398	28.0	179	397	.451	32	106	.302	179	253	.708	30	126	156	3.1	113	2	166	113	7	55	569	11.4

Lee's SEC Statistics at Vanderbilt

Year	GP	GS	Min	Avg	FG	FGA	Pct	3FG	3FGA	Pct	FT	FTA	Pct	Off	Def	Tot	Avg	PF	FO	Ast	TO	Blk	Stl	Pts	Avg
2017-18	18	18	520	28.9	75	148	.507	18	46	.391	42	56	.750	11	47	58	3.2	53	2	49	43	1	22	210	11.7
2018-19	6	6	211	35.2	22	59	.373	5	10	.500	32	52	.615	2	19	21	3.5	13	0	22	12	1	5	81	13.5
TOTAL	24	24	731	30.5	97	207	.469	23	56	.411	74	108	.685	13	66	79	3.3	66	2	71	55	2	27	291	12.1



MATTHEW MOYER

13

R-Sophomore, Forward
6'8" 217 lbs.
Gahanna, Ohio
Syracuse/Kent Prep

SEASON HIGHS

- Points:** 14, vs. Middle Tennessee (12/5/18)
- FG Made:** 4, 2x, last vs. Middle Tennessee (12/5/18)
- FG Atts:** 9, vs. Savannah St. (11/27/18)
- 3FG Made:** 2, 3x, last at Kentucky (1/12/19)
- 3FG Atts:** 5, vs. Savannah St. (11/27/18)
- FT Made:** 4, 2x, last vs. S. Carolina (1/16/19)
- FT Atts:** 5, vs. South Carolina (1/16/19)
- Rebounds:** 8, vs. Alcorn St. (11/16/18)
- Assists:** 5, vs. Savannah St. (11/27/18)
- Turnovers:** 3, 2x, last vs. Miss. St. (1/19/19)
- Blocks:** 2, vs. Miss. St. (1/19/19)
- Steals:** 1, 3x, last at Georgia (1/9/19)
- Minutes:** 24, 2x, last vs. Miss. St. (1/19/19)

CAREER HIGHS

- Points:** 18, vs. UConn (12/5/17)
- FG Made:** 7, vs. UConn (12/5/17)
- FG Atts:** 12, vs. Buffalo (12/19/17)
- 3FG Made:** 2, 3x, last at Kentucky (1/12/19)
- 3FG Atts:** 5, vs. Savannah St. (11/27/18)
- FT Made:** 4, 5x, last S. Carolina (1/16/19)
- FT Atts:** 6, vs. N.C. State (2/14/18)
- Rebounds:** 10, at Florida State (1/13/18)
- Assists:** 5, vs. Savannah St. (11/27/18)
- Turnovers:** 3, 2x, last vs. Miss. St. (1/19/19)
- Blocks:** 2, 3x, last vs. Miss. St. (1/19/19)
- Steals:** 3, at Florida State (1/13/18)
- Minutes:** 36, vs. UConn (12/5/17)

MOYER NOTEBOOK

- ✪ Played season-high 23 minutes vs. South Carolina; scored eight points and had four rebounds.
- ✪ Scored a Commodore-best 14 points against Middle Tennessee; scored 10 points against Tenn. State.
- ✪ Moyer, a transfer from Syracuse who arrived at Vanderbilt in the summer of 2018, was ruled immediately eligible by the NCAA on November 15. He will have three years of eligibility remaining with the Commodores.
- ✪ Has a total of 13 rebounds in two games as a Commodore.
- ✪ Redshirted first season at Syracuse, then averaged 3.1 points and 3.2 rebounds in 37 games with the Orange.
- ✪ Totaled a career-high 18 points and added eight rebounds versus Connecticut.
- ✪ Posted a career-high 10 rebounds and three steals at Florida State.
- ✪ Matthew Anthony Moyer...June 30, 1997...Son of Fred and Annette Moyer...Has one brother, Desmond Nunnery...Plans to major in Communications...Advice to young people: "Take advantage of your opportunities."

MOYER GAME-BY-GAME (SOPHOMORE)

Opponent	M	FG-A	3P-A	FT-A	Reb	PF	A	T	B	S	PTS
N6 Winthrop	DNP										
N11 @USC	DNP										
N16 Alcorn State	15	2-5	1-2	0-0	8	2	2	3	0	1	5
N19 Liberty	19	2-5	1-2	0-0	5	3	1	0	1	0	5
N23 Kent State	14	0-1	0-1	2-2	3	3	1	0	1	0	2
N27 Savannah State	24	4-9	2-5	0-0	6	0	5	2	1	0	10
D1 vs. N.C. State	14	0-2	0-1	0-0	4	1	0	0	1	0	0
D5 Middle Tennessee*	20	4-6	2-3	4-4	2	2	1	1	1	0	14
D17 Arizona State*	10	0-2	0-2	0-0	0	1	0	1	0	0	0
D22 @Kansas State*	9	0-2	0-2	0-0	1	3	0	0	1	1	0
D29 Tennessee State	23	3-4	1-2	3-4	4	3	0	1	0	0	10
D31 UNC Asheville	10	1-2	0-0	1-2	3	0	1	0	1	0	3
J5 Ole Miss	8	0-0	0-0	1-2	2	0	1	1	0	0	1
J9 @Georgia	17	2-6	0-1	1-1	1	2	0	1	0	1	5
J12 @Kentucky	14	2-4	2-4	1-2	1	1	0	1	1	1	7
J16 South Carolina	23	2-4	0-1	4-5	4	4	0	1	0	0	8
J19 Mississippi State	24	2-3	0-1	2-2	4	1	0	3	2	0	6
J23 Tennessee*	14	1-2	0-1	0-0	4	4	0	0	0	1	2
J26 @Oklahoma											
J29 Kentucky											
F2 @Missouri											
F5 @Arkansas											
F9 Alabama											
F13 @Florida											
F16 Auburn											
F19 @Tennessee											
F23 @Alabama											
F27 Florida											
M2 @Texas A&M											
M6 Arkansas											
M9 @LSU											

Moyer's Overall Statistics																									
Year	GP	GS	Min	Avg	FG	FGA	Pct	3FG	3FGA	Pct	FT	FTA	Pct	Off	Def	Tot	Avg	PF	FO	Ast	TO	Blk	Stl	Pts	Avg
2017-18*	37	20	587	15.9	45	85	.529	1	9	.111	22	41	.537	38	82	120	3.2	52	1	16	25	11	13	113	3.1
2018-19	16	4	258	16.1	25	57	.439	9	28	.321	19	24	.792	24	28	52	3.3	30	0	12	15	10	5	78	4.9
TOTAL	53	24	845	15.9	70	142	.493	10	37	.270	41	65	.631	62	110	172	3.2	82	1	28	40	21	18	191	3.6

Moyer's SEC Statistics at Vanderbilt																									
Year	GP	GS	Min	Avg	FG	FGA	Pct	3FG	3FGA	Pct	FT	FTA	Pct	Off	Def	Tot	Avg	PF	FO	Ast	TO	Blk	Stl	Pts	Avg
2018-19	6	1	100	16.7	9	19	.474	2	8	.250	9	12	.750	4	12	16	2.7	12	0	1	7	3	3	29	4.8
TOTAL	6	1	100	16.7	9	19	.474	2	8	.250	9	12	.750	4	12	16	2.7	12	0	1	7	3	3	29	4.8



AARON NESMITH

24

Freshman, Guard/Forward
6'6" 213 lbs.
Charleston, S.C.
Porter Gaud

SEASON HIGHS

- Points:** 24, vs. Tennessee (1/23/19)
- FG Made:** 9, vs. Tennessee (1/23/19)
- FG Atts:** 15, vs. Tennessee (1/23/19)
- 3FG Made:** 5, vs. South Carolina (1/16/19)
- 3FG Atts:** 10, vs. South Carolina (1/16/19)
- FT Made:** 4, 2x, last vs. South Carolina (1/16/19)
- FT Atts:** 4, 3x, last vs. South Carolina (1/16/19)
- Rebounds:** 13, vs. Savannah St. (11/27/18)
- Assists:** 4, at USC (11/11/18)
- Turnovers:** 3, vs. Savannah St. (11/27/18)
- Blocks:** 2, 3x, last vs. Tennessee (1/23/19)
- Steals:** 3, vs. Savannah St. (11/27/18)
- Minutes:** 42, vs. Tennessee (1/23/19)

CAREER HIGHS

- Points:** 24, vs. Tennessee (1/23/19)
- FG Made:** 9, vs. Tennessee (1/23/19)
- FG Atts:** 15, vs. Tennessee (1/23/19)
- 3FG Made:** 5, vs. South Carolina (1/16/19)
- 3FG Atts:** 10, vs. South Carolina (1/16/19)
- FT Made:** 4, 2x, last vs. South Carolina (1/16/19)
- FT Atts:** 4, 3x, last vs. South Carolina (1/16/19)
- Rebounds:** 13, vs. Savannah St. (11/27/18)
- Assists:** 4, at USC (11/11/18)
- Turnovers:** 3, vs. Savannah St. (11/27/18)
- Blocks:** 2, 3x, last vs. Tennessee (1/23/19)
- Steals:** 3, vs. Savannah St. (11/27/18)
- Minutes:** 42, vs. Tennessee (1/23/19)

NESMITH NOTEBOOK

- ✦ Set new career highs in points (24), field goals made (9) and minutes (42) against Tennessee.
- ✦ Leads Commodores in scoring in SEC games only.
- ✦ Tallied 23 points against South Carolina; also made career-best five threes.
- ✦ Scored team-high 11 points in a career-best 35 minutes at Kentucky.
- ✦ Made first start of his career at Georgia.
- ✦ Posted 20 points and career-high 13 rebounds in win over Savannah State.
- ✦ Scored 10 points, four rebounds, and four assists in win at USC.
- ✦ Nesmith posted a stellar career at Porter Gaud High School in Charleston, S.C., where he was named the state's Gatorade Player of the Year as a senior while leading his Porter Gaud teams to three straight South Carolina state titles and scoring 2,000 career points.
- ✦ One of the class of 2018's top shooters.
- ✦ Averaged 21 points, 4.5 rebounds and 1.8 assists per game as a senior...Scored 2,067 career points and was named Most Outstanding Player at both the Chick-fil-A Classic, where he made nine three pointers, and the Rotary Roundball holiday tournament.
- ✦ Three-time South Carolina Independent School Association 3A Player of the Year...Three-time honoree as All-Lowcountry player of the year by the Charleston Post and Courier.
- ✦ Aaron Joshua Nesmith...October 16, 1999...Son of Benard and Erine Nesmith...Has one brother, Eddie...Undecided in major...Advice to young people: "Always work hard and give that little extra effort when your peers are not."

NESMITH GAME-BY-GAME (FRESHMAN)

Opponent	M	FG-A	3P-A	FT-A	Reb	PF	A	T	B	S	PTS
N6 Winthrop	17	1-4	1-4	1-1	2	2	1	2	0	0	4
N11 @USC	21	3-6	2-5	2-2	4	2	4	0	0	0	10
N16 Alcorn State	24	2-8	1-5	2-2	7	3	1	0	1	1	7
N19 Liberty	12	0-0	0-0	2-2	4	1	0	1	0	0	2
N23 Kent State	23	1-5	1-3	2-3	6	4	2	1	0	1	5
N27 Savannah State	29	7-12	2-5	4-4	13	4	3	3	2	3	20
D1 vs. N.C. State	25	3-6	1-4	2-2	5	4	1	1	1	1	9
D5 Middle Tennessee	26	3-4	1-2	2-2	8	1	2	0	2	1	9
D17 Arizona State	27	5-10	3-5	0-2	5	3	1	0	1	0	13
D22 @Kansas State	23	0-6	0-4	0-0	5	5	1	2	0	1	0
D29 Tennessee State	21	3-7	1-4	2-2	5	4	2	0	1	0	9
D31 UNC Asheville	27	2-5	2-5	0-1	7	2	3	2	0	0	6
J5 Ole Miss	18	3-9	2-5	0-0	3	5	1	1	1	1	8
J9 @Georgia*	29	3-10	1-6	2-4	8	4	0	2	1	2	9
J12 @Kentucky*	35	5-11	1-6	0-0	5	3	1	1	0	0	11
J16 South Carolina*	35	7-14	5-10	4-4	4	3	1	0	0	0	23
J19 Mississippi State*	35	4-10	2-6	1-2	6	3	0	2	0	0	11
J23 Tennessee*	42	9-15	4-7	2-3	6	3	1	2	2	2	24
J26 @Oklahoma											
J29 Kentucky											
F2 @Missouri											
F5 @Arkansas											
F9 Alabama											
F13 @Florida											
F16 Auburn											
F19 @Tennessee											
F23 @Alabama											
F27 Florida											
M2 @Texas A&M											
M6 Arkansas											
M9 @LSU											

Nesmith's Overall Statistics at Vanderbilt

Year	GP	GS	Min	Avg	FG	FGA	Pct	3FG	3FGA	Pct	FT	FTA	Pct	Off	Def	Tot	Avg	PF	FO	Ast	TO	Blk	Stl	Pts	Avg
2018-19	18	5	469	26.1	61	142	.430	30	86	.349	28	36	.778	21	82	103	5.7	56	2	25	20	12	13	180	10.0
TOTAL	18	5	469	26.1	61	142	.430	30	86	.349	28	36	.778	21	82	103	5.7	56	2	25	20	12	13	180	10.0

Nesmith's SEC Statistics at Vanderbilt

Year	GP	GS	Min	Avg	FG	FGA	Pct	3FG	3FGA	Pct	FT	FTA	Pct	Off	Def	Tot	Avg	PF	FO	Ast	TO	Blk	Stl	Pts	Avg
2018-19	6	5	194	32.3	31	69	.449	15	40	.375	9	13	.692	12	20	32	5.3	21	1	4	8	4	5	86	14.3
TOTAL	6	5	194	32.3	31	69	.449	15	40	.375	9	13	.692	12	20	32	5.3	21	1	4	8	4	5	86	14.3



MATT RYAN

32 Junior, Forward
6'8" 209 lbs.
Cortlandt Manor, N.Y.
Notre Dame/Iona Prep

SEASON HIGHS

Points: 19, vs. UNC Asheville (12/31/18)
FG Made: 7, vs. UNC Asheville (12/31/18)
FG Atts: 14, vs. UNC Asheville (12/31/18)
3FG Made: 4, 3x, last at Kansas St. (12/22/18)
3FG Atts: 11, vs. Winthrop (11/6/18)
FT Made: 5, vs. Arizona St. (12/17/18)
FT Atts: 6, vs. Arizona St. (12/17/18)
Rebounds: 7, vs. Liberty (11/19/18)
Assists: 4, vs. Alcorn St. (11/16/18)
Turnovers: 3, 2x, last vs. N.C State (12/1/18)
Blocks: 1, 2x, last at Kentucky (1/12/19)
Steals: 2, 2x, last vs. Miss. St. (1/19/19)
Minutes: 31, vs. Kent St. (11/23/18)

CAREER HIGHS

Points: 23, vs. Chicago State (11/26/16)
FG Made: 8, vs. Chicago State (11/26/16)
FG Atts: 15, vs. Chicago State (11/26/16)
3FG Made: 7, vs. Chicago State (11/26/16)
3FG Atts: 14, vs. Chicago State (11/26/16)
FT Made: 5, vs. Arizona St. (12/17/18)
FT Atts: 6, vs. Arizona St. (12/17/18)
Rebounds: 7, vs. Liberty (11/19/18)
Assists: 4, vs. Alcorn St. (11/16/18)
Turnovers: 3, vs. Savannah St. (11/27/18)
Blocks: 3, vs. Indiana (12/19/15)
Steals: 2, 3x, last vs. Miss. St. (1/19/19)
Minutes: 31, vs. Kent St. (11/23/18)

RYAN NOTEBOOK

- Ranked in the top 10 in the SEC in 3FG attempts (7th, 111) and 3FG made (7th, 2.22)
- Made four threes in a game for the third time at Kansas State, where he led the team with 14 points.
- Sat out the 2017-18 season after transferring from Notre Dame, where he played in 72 games and participated in two NCAA tournaments, including an Elite Eight as a freshman in 2015-16.
- Played in all 36 games as a sophomore at Notre Dame and averaged 3.6 points per game.
- Came off the bench in the ACC semifinal victory over Florida State to score 11 points on 3-of-4 shooting from three point range.
- Scored 17 points on 5-of-7 shooting from three-point range, while collecting a season-high five rebounds, in a victory over North Carolina A&T.
- Hit first five 3FG attempts and eventually finished 7-14 from three-point range with a career-high 23 points vs. Chicago State
- Born in White Plains, New York... Son of Richard and Laurie Ryan, along with older sister, Mikela and younger brother, Michael... Was a member of National Honor Society, National Latin Honor Society and National Italian Honor Society in high school... Majoring in Economics.

RYAN GAME-BY-GAME (JUNIOR)

Opponent	M	FG-A	3P-A	FT-A	Reb	PF	A	T	B	S	PTS
N6 Winthrop*	30	5-12	4-11	2-3	2	2	1	0	1	0	16
N11 @USC*	26	1-6	1-4	1-2	5	2	2	1	0	0	4
N16 Alcorn State*	21	4-8	4-7	0-0	2	2	4	1	0	0	12
N19 Liberty*	28	4-9	2-5	0-0	7	3	0	1	0	0	10
N23 Kent State*	31	3-5	2-4	0-0	5	0	2	0	0	0	8
N27 Savannah State*	20	3-8	3-8	2-2	3	0	3	3	0	0	11
D1 vs. N.C. State*	21	3-9	1-5	2-2	5	0	0	3	0	1	9
D5 Middle Tennessee*	21	3-5	2-4	1-1	0	0	2	1	0	0	9
D17 Arizona State*	24	2-11	2-9	5-6	1	1	1	0	0	0	11
D22 @Kansas State*	29	4-8	4-7	2-3	4	4	0	2	0	0	14
D29 Tennessee State*	22	3-8	2-6	0-0	3	2	0	0	0	0	8
D31 UNC Asheville*	30	7-14	3-9	2-2	4	3	2	2	0	0	19
J5 Ole Miss*	28	3-7	3-5	0-0	0	2	1	1	0	2	9
J9 @Georgia*	18	1-6	1-6	0-0	1	3	1	0	0	0	3
J12 @Kentucky*	24	1-7	1-6	0-0	1	3	0	0	1	0	3
J16 South Carolina*	18	2-6	2-6	0-0	0	2	0	1	0	0	6
J19 Mississippi State*	14	1-4	1-4	0-0	1	2	0	0	0	2	3
J23 Tennessee	26	4-7	2-5	2-3	2	2	1	2	0	0	12
J26 @Oklahoma											
J29 Kentucky											
F2 @Missouri											
F5 @Arkansas											
F9 Alabama											
F13 @Florida											
F16 Auburn											
F19 @Tennessee											
F23 @Alabama											
F27 Florida											
M2 @Texas A&M											
M6 Arkansas											
M9 @LSU											

Ryan's Overall Statistics

Year	GP	GS	Min	Avg	FG	FGA	Pct	3FG	3FGA	Pct	FT	FTA	Pct	Off	Def	Tot	Avg	PF	FO	Ast	TO	Blk	Stl	Pts	Avg
2015-16*	36	4	521	14.5	60	144	.417	46	123	.374	19	24	.792	4	56	60	1.7	55	0	18	6	3	9	185	5.1
2016-17*	36	0	286	7.9	43	99	.434	36	83	.434	9	10	.900	6	26	32	0.9	29	0	14	13	1	6	131	3.6
2018-19	18	17	432	24.0	54	140	.386	40	111	.360	19	24	.792	7	39	46	2.6	33	0	20	17	2	5	167	9.3
TOTAL	90	21	1239	13.8	157	383	.410	122	317	.385	47	58	.810	17	121	138	1.5	117	0	52	36	6	20	483	5.4

Ryan's SEC Statistics at Vanderbilt

Year	GP	GS	Min	Avg	FG	FGA	Pct	3FG	3FGA	Pct	FT	FTA	Pct	Off	Def	Tot	Avg	PF	FO	Ast	TO	Blk	Stl	Pts	Avg
2018-19	6	5	128	21.3	12	37	.324	10	32	.313	2	3	.667	0	5	5	0.8	14	0	3	4	1	4	36	6.0
TOTAL	6	5	128	21.3	12	37	.324	10	32	.313	2	3	.667	0	5	5	0.8	14	0	3	4	1	4	36	6.0



SIMISOLA SHITTU

11 Freshman, Forward
6'10" 240 lbs.
Burlington, Ontario
Vermont Academy

SEASON HIGHS

- Points:** 21, vs. Ole Miss (1/8/19)
- FG Made:** 9, vs. Alcorn St. (11/16/18)
- FG Atts:** 15, 2x, last at Georgia (1/9/19)
- 3FG Made:** 1, vs. Miss. State (1/23/19)
- 3FG Atts:** 3, vs. Middle Tennessee (12/5/18)
- FT Made:** 9, vs. Ole Miss (1/5/19)
- FT Atts:** 15, vs. Ole Miss (1/5/19)
- Rebounds:** 15, at USC (11/11/18)
- Assists:** 5, vs. Savannah St. (11/27/18)
- Turnovers:** 5, 2x, last vs. Savannah St. (11/23/18)
- Blocks:** 3, 2x, last vs. N.C. State (12/1/18)
- Steals:** 3, at USC (11/11/18)
- Minutes:** 37, vs. Arizona St. (12/17/18)

CAREER HIGHS

- Points:** 21, vs. Ole Miss (1/8/19)
- FG Made:** 9, vs. Alcorn St. (11/16/18)
- FG Atts:** 15, 2x, last at Georgia (1/9/19)
- 3FG Made:** 1, vs. Miss. State (1/23/19)
- 3FG Atts:** 3, vs. Middle Tennessee (12/5/18)
- FT Made:** 9, vs. Ole Miss (1/5/19)
- FT Atts:** 15, vs. Ole Miss (1/5/19)
- Rebounds:** 15, at USC (11/11/18)
- Assists:** 5, vs. Savannah St. (11/27/18)
- Turnovers:** 5, 2x, last vs. Savannah St. (11/23/18)
- Blocks:** 3, 2x, last vs. N.C. State (12/1/18)
- Steals:** 3, at USC (11/11/18)
- Minutes:** 37, vs. Arizona St. (12/17/18)

SHITTU NOTEBOOK

- ✪ Tallied third double-double at Georgia (10 points, 14 rebounds).
- ✪ Scored career-high 21 points against Ole Miss; named the conference's Freshman of the Week after averaging 19 points, nine rebounds and 3.5 assists against UNC Asheville and Ole Miss.
- ✪ Third-leading freshmen scorer in the SEC and leading freshmen rebounder.
- ✪ Scored 21 points in the SEC opener against Ole Miss, and it was the most by a Vanderbilt freshman in an SEC opener since A.J. Ogilvy scored 25 points in an 80-73 win over South Carolina at Memorial Gym on January 9, 2008.
- ✪ Ranked in top 10 in SEC in defensive rebounds per game (5th, 5.72), double doubles (9th, 3), free throw attempts (6th, 100), free throws made (10th, 63), rebounds per game (8th, 7.5), and total rebounds (7th, 135).
- ✪ Shittu, from Burlington, Ont. and the Vermont Academy, signed his National Letter of Intent with the Commodores in November in 2017. A consensus five-star forward/center Shittu is considered one of the best frontcourt prospects to enter college basketball this season.
- ✪ Averaged 20 points, 10 rebounds and 3 assists per game on the spring and summer AAU circuit for CIA Bounce.
- ✪ Was named a McDonald's All-American in 2018, Vanderbilt's second honoree in the class of 2018 (point guard Darius Garland).
- ✪ Also a Jordan Brand honoree.
- ✪ Averaged 19.9 points and 12.7 rebounds per game for Vermont Academy in 2016-17.
- ✪ Ranked seventh-best prospect in the class of 2018 and the number-one ranked power forward by Rivals.com.
- ✪ Oluwasimisola Shittu...November 7, 1999...Son of Adesoji and Omena Shittu...Has one brother, Tayo...Undecided in major...Advice to young people: "If you put in the work, everything will take care of itself."

SHITTU GAME-BY-GAME (FRESHMAN)

Opponent	M	FG-A	3P-A	FT-A	Reb	PF	A	T	B	S	PTS
N6 Winthrop*	32	6-12	0-1	6-9	10	3	1	1	2	2	18
N11 @USC*	26	5-12	0-0	4-7	15	5	3	3	1	3	14
N16 Alcorn State*	25	9-11	0-0	2-3	6	0	0	0	3	0	20
N19 Liberty*	28	3-5	0-0	2-5	8	4	0	2	0	0	8
N23 Kent State*	32	8-15	0-1	4-5	8	3	3	5	0	0	20
N27 Savannah State*	19	6-7	0-1	5-6	3	2	5	5	0	0	17
D1 vs. N.C. State*	33	6-12	0-2	3-5	6	3	2	3	3	1	15
D5 Middle Tennessee*	21	6-13	0-3	3-4	6	3	0	2	0	1	15
D17 Arizona State*	37	4-10	0-1	1-2	7	3	4	2	0	1	9
D22 @Kansas State*	27	3-9	0-0	4-4	7	3	2	1	0	0	10
D29 Tennessee State*	27	2-9	0-1	6-7	8	2	1	3	0	0	10
D31 UNC Asheville*	30	5-7	0-0	7-9	9	1	4	4	1	1	17
J5 Ole Miss*	33	6-9	0-0	9-15	9	2	3	1	1	1	21
J9 @Georgia*	28	5-15	0-0	0-2	14	1	3	2	1	1	10
J12 @Kentucky*	32	4-10	0-1	0-1	5	2	0	3	1	1	8
J16 South Carolina*	22	4-6	0-0	5-8	3	4	2	3	0	0	13
J19 Mississippi State*	27	2-7	1-2	2-7	5	0	2	2	0	0	7
J23 Tennessee*	35	5-11	0-1	0-1	6	4	4	4	0	1	10
J26 @Oklahoma											
J29 Kentucky											
F2 @Missouri											
F5 @Arkansas											
F9 Alabama											
F13 @Florida											
F16 Auburn											
F19 @Tennessee											
F23 @Alabama											
F27 Florida											
M2 @Texas A&M											
M6 Arkansas											
M9 @LSU											

Shittu's Overall Statistics at Vanderbilt

Year	GP	GS	Min	Avg	FG	FGA	Pct	3FG	3FGA	Pct	FT	FTA	Pct	Off	Def	Tot	Avg	PF	FO	Ast	TO	Blk	Stl	Pts	Avg
2018-19	18	18	514	28.6	89	180	.494	1	14	.071	63	100	.630	32	103	135	7.5	45	1	39	46	12	13	242	13.4
TOTAL	18	18	514	28.6	89	180	.494	1	14	.071	63	100	.630	32	103	135	7.5	45	1	39	46	12	13	242	13.4

Shittu's SEC Statistics at Vanderbilt

Year	GP	GS	Min	Avg	FG	FGA	Pct	3FG	3FGA	Pct	FT	FTA	Pct	Off	Def	Tot	Avg	PF	FO	Ast	TO	Blk	Stl	Pts	Avg
2018-19	6	6	177	29.5	26	58	.448	1	4	.250	16	34	.471	11	31	42	7.0	13	0	14	15	3	4	69	11.5
TOTAL	6	6	177	29.5	26	58	.448	1	4	.250	16	34	.471	11	31	42	7.0	13	0	14	15	3	4	69	11.5



JOE TOYE

2

Senior, Guard
6'7" 210 lbs.
Chicago, Ill.
Whitney Young HS

SEASON HIGHS

Points: 18, vs. Tennessee State (12/29/18)
FG Made: 6, 2x, last vs. Tennessee State (12/29/18)
FG Atts: 12, vs. Ole Miss (1/5/19)
3FG Made: 4, vs. Tennessee State (12/29/18)
3FG Atts: 8, vs. Tennessee State (12/29/18)
FT Made: 5, 3x, last vs. UNC Asheville (12/31/18)
FT Atts: 6, 3x, last vs. UNC Asheville (12/31/18)
Rebounds: 9, at USC (11/11/18)
Assists: 3, vs. Winthrop (11/6/18)
Turnovers: 3, 2x, last at Kansas St. (12/22/18)
Blocks: 3, at USC (11/11/18)
Steals: 2, 2x, last vs. UNC Asheville (12/31/18)
Minutes: 33, vs. Ole Miss (1/5/19)

CAREER HIGHS

Points: 18, 2x, last vs. Tennessee State (12/29/18)
FG Made: 7, at Kentucky (1/30/18)
FG Atts: 18, vs. Arizona State (12/17/17)
3FG Made: 5, vs. Texas A&M (3/9/17)
3FG Atts: 8, 2x, last vs. Tennessee State (12/29/18)
FT Made: 6, 6, 2x, last at Kentucky (2/28/17)
FT Atts: 7, vs. Texas A&M (2/16/17)
Rebounds: 9, at USC (11/11/18)
Assists: 4, 3x, last vs. Miss. State (2/14/18)
Turnovers: 4, vs. Florida (3/10/17)
Blocks: 3, at USC (11/11/18)
Steals: 2, 5x, last vs. UNC Asheville (12/31/18)
Minutes: 38, vs. Florida (3/10/17)

TOYE NOTEBOOK

- ✪ Scored in double figures in nine games this year, including a career-high tying 18 points against Tenn. State.
- ✪ Scored career-high 18 points in win over Tennessee State.
- ✪ Played in all 32 games and made nine starts as a junior in 2017-18.
- ✪ Tallied a season-high 16 points on two occasions this season (at Kentucky, vs. Miss. State); tied career-highs with six rebounds and four assists against Miss. State.
- ✪ His dunk against Mississippi State on Feb. 14 was named #1 play on SportsCenter's Top 10.
- ✪ Scored 13 points, including two game-clinching free throws, vs. Florida (2/17).
- ✪ Played in all 35 games and started 13 in 2016-17. Averaged 6.4 points and 2.6 rebounds in 2016-17.
- ✪ Tallied career high 18 points in win over Texas A&M at SEC Tournament.
- ✪ Scored a then career-high 15 points at Kentucky.
- ✪ Played in 30 games in 2015-16 and averaged 3.6 points and 1.2 rebounds per game. Scored in double figures in three games.
- ✪ Tied a career high with 10 points against Tennessee at SEC Tournament. Made a career-high three three's in a career-best 23 minutes of action. Also scored 10 points in First Four game vs. Wichita State.
- ✪ Was ranked as the sixth-best player in the state of Illinois and a four-star prospect by ESPN, and was also ranked as the 113th-best prospect in the nation by Rivals.com.
- ✪ Toye and his twin sister Elizabeth are both Division I basketball players - Elizabeth plays for Florida International.
- ✪ Attended Whitney Young High School in Chicago, where he was named as a First-Team All-City selection.
- ✪ Averaged 18.0 points, 7.0 rebounds, 2.0 assists, 2.0 steals, and 1.5 blocks as a senior.
- ✪ Chose the Commodores over Iowa, Memphis, Creighton, Bradley, UIC, and Missouri.
- ✪ Recipient of the Edie and David Johnson Family Basketball Scholarship.
- ✪ Advice to youngsters: "Don't let negative influences in your life."

TOYE GAME-BY-GAME (SENIOR)

Opponent	M	FG-A	3P-A	FT-A	Reb	PF	A	T	B	S	PTS
N6 Winthrop*	29	4-7	2-5	2-2	6	3	3	0	0	0	12
N11 @USC*	31	4-10	3-5	5-6	9	0	1	1	3	1	16
N16 Alcorn State*	25	4-9	1-6	5-6	4	1	0	1	2	1	14
N19 Liberty*	31	1-4	1-3	1-2	2	1	1	0	0	1	4
N23 Kent State*	31	6-11	0-4	3-5	6	2	1	2	1	0	15
N27 Savannah State*	13	5-6	3-3	0-0	2	3	1	0	1	1	13
D1 vs. N.C. State*	26	0-6	0-4	1-2	1	2	0	0	1	0	1
D5 Middle Tennessee*	22	2-3	0-0	2-2	3	3	0	3	0	1	6
D17 Arizona State*	23	4-8	3-4	0-0	2	3	0	0	0	2	11
D22 @Kansas State*	24	3-7	3-6	2-3	2	3	2	3	0	0	11
D29 Tennessee State*	23	6-11	4-8	2-4	3	0	0	1	1	0	18
D31 UNC Asheville*	19	2-5	0-3	5-6	2	4	0	2	0	2	9
J5 Ole Miss*	33	4-12	1-6	3-3	7	2	1	0	1	0	12
J9 @Georgia	28	2-9	0-4	2-2	0	3	1	0	0	0	6
J12 @Kentucky*	36	3-7	2-6	1-3	6	0	1	0	0	0	9
J16 South Carolina*	26	0-2	0-1	0-0	2	3	0	2	0	0	0
J19 Mississippi State*	25	3-8	1-3	0-1	1	1	1	1	0	1	7
J23 Tennessee	15	2-2	1-1	0-0	1	1	1	1	0	0	5
J26 @Oklahoma											
J29 Kentucky											
F2 @Missouri											
F5 @Arkansas											
F9 Alabama											
F13 @Florida											
F16 Auburn											
F19 @Tennessee											
F23 @Alabama											
F27 Florida											
M2 @Texas A&M											
M6 Arkansas											
M9 @LSU											

Toye's Overall Statistics at Vanderbilt

Year	GP	GS	Min	Avg	FG	FGA	Pct	3FG	3FGA	Pct	FT	FTA	Pct	Off	Def	Tot	Avg	PF	FO	Ast	TO	Blk	Stl	Pts	Avg
2015-16	30	0	257	8.6	37	74	.500	9	21	.429	25	39	.641	7	30	37	1.2	28	0	10	13	2	6	108	3.6
2016-17	35	13	739	21.1	70	175	.400	31	78	.397	53	78	.679	21	71	92	2.6	70	2	38	44	5	14	224	6.4
2017-18	32	9	602	18.8	68	170	.400	20	76	.263	27	44	.614	17	48	65	2.0	66	3	26	42	9	9	183	5.7
2018-19	18	16	460	25.6	55	127	.433	25	72	.347	34	47	.723	14	44	58	3.2	36	0	13	17	7	10	169	9.4
TOTAL	115	38	2058	17.9	230	546	.421	85	247	.344	139	208	.668	59	193	252	2.2	200	5	87	116	23	39	684	5.9

Toye's SEC Statistics at Vanderbilt

Year	GP	GS	Min	Avg	FG	FGA	Pct	3FG	3FGA	Pct	FT	FTA	Pct	Off	Def	Tot	Avg	PF	FO	Ast	TO	Blk	Stl	Pts	Avg
2015-16	17	0	100	5.9	11	27	.407	2	9	.222	9	13	.692	2	11	13	0.8	9	0	3	8	1	3	33	1.9
2016-17	18	9	422	23.4	42	102	.412	19	46	.413	29	45	.644	10	41	51	2.8	45	2	22	25	2	8	132	7.3
2017-18	18	1	327	18.2	39	87	.448	13	38	.342	14	21	.667	8	26	34	1.9	46	2	12	17	1	4	105	5.8
2018-19	6	4	163	27.2	14	40	.350	5	21	.238	6	9	.667	5	11	16	2.7	11	0	4	4	1	1	39	6.5
TOTAL	59	14	1012	17.2	106	256	.414	39	114	.342	58	88	.659	25	89	114	1.9	111	4	41	54	5	16	309	5.2



YANNI WETZELL

1

Junior, Forward/Center
6'10" 240 lbs.
Auckland, N.Z.
St. Mary's (Texas)

SEASON HIGHS

- Points:** 15, vs. Savannah St. (11/27/18)
- FG Made:** 5, vs. Savannah St. (11/27/18)
- FG Atts:** 7, 2x, last at Georgia (1/9/19)
- 3FG Made:** 2, vs. Savannah St. (11/27/18)
- 3FG Atts:** 3, vs. N.C. State (12/1/18)
- FT Made:** 6, vs. UNC Asheville (12/31/18)
- FT Atts:** 7, vs. UNC Asheville (12/31/18)
- Rebounds:** 9, at Kansas St. (12/22/18)
- Assists:** 2, 2x, last vs. Tennessee (1/23/19)
- Turnovers:** 4, vs. Middle Tennessee (12/5/18)
- Blocks:** 2, vs. Arizona St. (12/17/18)
- Steals:** 3, vs. Tennessee State (12/29/18)
- Minutes:** 28, vs. Ole Miss (1/5/19)

CAREER HIGHS

- Points:** 29, 2x, last vs. Newman (2/23/17)
- FG Made:** 11, 3x, last vs. Panhandle St. (2/25/17)
- FG Atts:** 19, vs. Panhandle St. (2/25/17)
- 3FG Made:** 4, vs. Midwestern St. (11/19/16)
- 3FG Atts:** 4, vs. Midwestern St. (11/19/16)
- FT Made:** 12, vs. Okla. Christian (2/9/17)
- FT Atts:** 13, vs. Okla. Christian (2/9/17)
- Rebounds:** 13, vs. UA-Fort Smith (1/7/16)
- Assists:** 5, vs. Okla. Christian (2/9/17)
- Turnovers:** 9, vs. Rogers St. (1/28/17)
- Blocks:** 3, 2x, last vs. Tex. A&M Int'l (1/14/17)
- Steals:** 3, 3x, last vs. Tennessee State (12/29/18)
- Minutes:** 42, vs. Rogers St. (12/17/16)

WETZELL NOTEBOOK

- ✪ Made first start as a Commodore against Tennessee State.
- ✪ Tallied season-high 16 points in win over UNC Asheville.
- ✪ Grabbed a season-best nine rebounds at Kansas State.
- ✪ Scored 12 points and had five rebounds in win over Arizona State.
- ✪ Sat out the 2017-18 season after transferring from St. Mary's (Texas), where he played in 59 games.
- ✪ Named to the All-Heartland Conference Second Team as a sophomore after averaging 15.5 points and 6.8 rebounds per game. Shot 40.9% from three for the season and 42% from three in his two-year career.
- ✪ Played and started in all 30 games for St. Mary's University as a sophomore.
- ✪ Scored a season-high 29-point effort against Newman and a 28-point effort against Panhandle State... Scored 20 or more points in six games as a sophomore and posted six double-doubles.
- ✪ Named Heartland Conference Freshman of the Year in 2015-16.
- ✪ Was a tennis player in high school, and did not begin playing basketball until he was 17.
- ✪ Starred under head coach Carl Stent at Westlake High School in New Zealand, earning the Most Improved Player as a senior. Helped his team to a No. 2 national rank. Also played for the U19 New Zealand National Team, finishing ranked No. 2.

WETZELL GAME-BY-GAME (JUNIOR)

Opponent	M	FG-A	3P-A	FT-A	Reb	PF	A	T	B	S	PTS
N6 Winthrop	4	0-0	0-0	0-0	0	0	0	2	0	0	0
N11 @USC	7	1-1	0-0	0-2	1	2	0	1	1	1	2
N16 Alcorn State	10	1-3	0-0	0-0	1	0	0	0	0	0	2
N19 Liberty	4	0-1	0-0	0-0	0	0	0	1	0	1	0
N23 Kent State	11	1-1	0-0	0-0	2	2	0	1	0	0	2
N27 Savannah State	23	5-7	2-2	3-4	7	1	2	2	1	1	15
D1 vs. N.C. State	13	1-5	0-3	0-2	3	2	0	0	0	0	2
D5 Middle Tennessee	17	1-3	1-2	2-2	3	1	1	4	1	2	5
D17 Arizona State	21	3-5	1-2	5-5	5	3	1	1	2	0	12
D22 @Kansas State	29	3-6	0-2	2-2	9	3	0	2	0	0	8
D29 Tennessee State*	25	1-4	0-2	2-2	0	3	0	1	1	3	4
D31 UNC Asheville*	23	5-6	0-0	6-7	6	2	1	1	2	0	16
J5 Ole Miss*	28	3-6	0-1	1-3	3	3	0	2	1	2	7
J9 @Georgia*	22	3-7	1-2	1-1	5	1	0	1	0	0	8
J12 @Kentucky	9	0-1	0-0	0-0	0	1	0	1	1	0	0
J16 South Carolina	19	0-0	0-0	2-4	6	5	1	3	0	1	2
J19 Mississippi State	13	2-5	0-2	3-4	4	2	0	3	0	0	7
J23 Tennessee*	25	2-5	0-1	0-0	3	5	2	0	0	0	4
J26 @Oklahoma											
J29 Kentucky											
F2 @Missouri											
F5 @Arkansas											
F9 Alabama											
F13 @Florida											
F16 Auburn											
F19 @Tennessee											
F23 @Alabama											
F27 Florida											
M2 @Texas A&M											
M6 Arkansas											
M9 @LSU											

Wetzell's Overall Statistics

Year	GP	GS	Min	Avg	FG	FGA	Pct	3FG	3FGA	Pct	FT	FTA	Pct	Off	Def	Tot	Avg	PF	FO	Ast	TO	Blk	Stl	Pts	Avg
2015-16*	29	29	728	25.1	140	264	.530	3	6	.500	55	87	.632	65	97	162	5.6	99	5	25	84	8	10	338	11.7
2016-17*	30	30	939	31.3	170	339	.501	18	44	.409	106	159	.667	67	137	204	6.8	82	3	45	95	18	24	464	15.5
2018-19	18	5	303	16.8	32	66	.485	5	19	.263	27	38	.711	16	42	58	3.2	36	2	8	26	9	10	96	5.3
TOTAL	77	64	1970	25.6	342	669	.511	26	69	.377	188	284	.662	148	276	424	5.5	217	10	78	205	35	44	898	11.7

Wetzell's SEC Statistics at Vanderbilt

Year	GP	GS	Min	Avg	FG	FGA	Pct	3FG	3FGA	Pct	FT	FTA	Pct	Off	Def	Tot	Avg	PF	FO	Ast	TO	Blk	Stl	Pts	Avg
2018-19	6	3	116	19.3	10	24	.417	1	6	.167	7	12	.583	8	13	21	3.5	17	2	3	10	2	3	28	4.7
TOTAL	6	3	116	19.3	10	24	.417	1	6	.167	7	12	.583	8	13	21	3.5	17	2	3	10	2	3	28	4.7