



Miami HoopHall Invitational
Vanderbilt (5-1) vs. N.C. State (6-1)
Miami, Fla. - American Airlines Arena - 4 p.m. CT
TV: ESPN2
TV Talent: Dave LaMont (pxp), Dalen Cuff (analyst)
Radio: Vanderbilt Radio Network from IMG College, vucommadores.com
Radio Talent: Joe Fisher (pxp), Tim Thompson (analyst)
Satellite Radio: XM 387
Live Stats: vucommadores.com
Twitter Updates: @VandyMBB

Vanderbilt Athletic Communications

2601 Jess Neely Drive, Nashville, TN 37212
phone: 615-322-4121
www.vucommadores.com



VANDERBILT SCHEDULE/RESULTS

NOVEMBER						
Date	VU	Opp	Opponent	Time/Result	TV/Rec.	
Nov. 6	-	-	Winthrop	W, 92-79	ESPN2	1-0
Nov. 11	-	-	USC	W, 82-78	ESPN2	2-0
Nov. 16	RV	-	Alcorn State	W, 79-54	SECN	3-0
Nov. 19	RV	-	Liberty	W, 79-70	SECN	4-0
Nov. 23	RV	-	Kent State	L, 75-77	SECN	4-1
Nov. 27	-	-	Savannah St.	W, 120-85	SECN	5-1
DECEMBER						
Date	VU	Opp	Opponent	Time	TV/Rec.	
Dec. 1	-	-	N.C. State	4 pm	ESPN2	
Dec. 5	-	-	Middle Tenn.	6:30 pm	SECN	
Dec. 17	-	-	Arizona St.	6 pm	SECN	
Dec. 22	-	-	Kansas St.	6 pm	ESPN2	
Dec. 29	-	-	Tenn. St.	12:30 pm	SECN+	
Dec. 31	-	-	UNC Asheville	1 pm	SECN+	
JANUARY						
Date	VU	Opp	Opponent	Time	TV/Rec.	
Jan. 5	-	-	Ole Miss*	7:30 pm	SECN	
Jan. 9	-	-	Georgia*	5:30 pm	SECN	
Jan. 12	-	-	Kentucky*	7:30 pm	SECN	
Jan. 16	-	-	S. Carolina*	6 pm	SECN	
Jan. 19	-	-	Miss. State*	7:30 pm	SECN	
Jan. 23	-	-	Tennessee*	6 pm	ESPN2/U	
Jan. 26	-	-	Oklahoma&	3 pm	ESPN/2	
Jan. 29	-	-	Kentucky*	8 pm	ESPN/2	
FEBRUARY						
Date	VU	Opp	Opponent	Time	TV/Rec.	
Feb. 2	-	-	Missouri*	7:30 pm	SECN	
Feb. 5	-	-	Arkansas*	8 pm	SECN	
Feb. 9	-	-	Alabama*	7:30 pm	SECN	
Feb. 13	-	-	Florida*	8 pm	ESPN2/ESPN	
Feb. 16	-	-	Auburn*	11 am	ESPN/2/U	
Feb. 19	-	-	Tennessee*	6 pm	ESPN/2/U	
Feb. 23	-	-	Alabama*	5 pm	ESPN/2/U	
Feb. 27	-	-	Florida*	8 pm	SECN	
MARCH						
Date	VU	Opp	Opponent	Time	TV/Rec.	
Mar. 2	-	-	Texas A&M*	5 pm	SECN	
Mar. 6	-	-	Arkansas*	7:30 pm	SECN	
Mar. 9	-	-	LSU*	7:30 pm	SECN	

ALL TIMES CENTRAL











RANKINGS: AP/ESPN *SEC GAME; #NIT Season Tip-Off, Nashville, Tenn.; %SEC/Big 12 Challenge; ^SEC Tournament, St. Louis, Mo.

GAME INFORMATION

 <p>2018-19 Record: 5-1 Head Coach: Bryce Drew Career Record: 160-86 (7) VU Record: 36-37 (3)</p> <p>2018-19 LEADERS Points: Simisola Shittu (16.2) Rebounds: Simisola Shittu (8.3) Assists: Saben Lee (4.2) Blocks: Clewon Brown (1.8)</p>	<p>SERIES INFORMATION</p> <p>Series Record: Vanderbilt leads 3-1 Last Meeting: VU win, 86-79, in the semifinals of the 2011 Legends Classic in East Rutherford, N.J. (11/19/11) Record at Vanderbilt: NCSU leads 1-0 Record at N.C. St.: VU leads 1-0 Record at Neutral Site: VU leads 2-0 Coach Drew vs. N.C. State: Coach Drew has never faced N.C. State.</p>	 <p>2018-19 Record: 6-1 Head Coach: Kevin Keatts Career Record: 99-41 (5) N.C. St. Record: 27-13 (2)</p> <p>2018-19 LEADERS Points: Torin Dorn (17.6) Rebounds: Torin Dorn (7.7) Assists: Markell Johnson (3.9) Blocks: Wyatt Walker (1.1)</p>
--	--	---

QUICK HITTERS

- ★ The Commodores improved to 5-1 on the season after a 120-85 win over Savannah State Tuesday night at Memorial Gym. A record eight players scored in double figures, with freshman Aaron Nesmith leading the way with a 20-point, 13-rebound effort, his first career double-double. The point and rebound totals were also career-bests.
- ★ The 120 points scored is the most by a Vanderbilt team since December 22, 1970, when Vanderbilt scored a program-best 130 points in a win over Ole Miss (130-112). It is also the first time Vanderbilt has scored 100 points or more since December 2, 2015 when the Commodores defeated Detroit, 102-52, at Memorial Gym.
- ★ It's also the third time Vanderbilt has scored 120 or more points (other game - March 8, 1969, Vanderbilt 120, Mississippi State 83).
- ★ Freshman point guard Darius Garland, a five-star recruit and a 2018 McDonald's All-American, was lost for the season after suffering a meniscus injury in his left knee against Kent State on November 23. He suffered the injury two minutes into the game against the Golden Flashes. Garland was named the SEC's Freshman of the Week in the opening week of the year after averaging 21.5 points per game in two Commodore wins over Winthrop and USC. He also scored 33 points against Liberty on November 19, the most points scored by a SEC player this season.
- ★ Shittu has scored in double figures in six of seven games as a collegian and leads the team in scoring and rebounding. He posted double-doubles in his first two games against Winthrop and USC, respectively. As of November 28, Shittu ranks fifth in the SEC in rebounding and eighth in scoring.
- ★ Joe Toye scored in double figures in three straight games for the first time of his four-year career in the first three games of the 2018-19 season and has double-digit points in six of seven games. Toye is the team's lone senior.
- ★ Shittu tallied 15 rebounds against USC, the most by a Commodore since Jeff Roberson had 16 rebounds against Minnesota on December 3, 2016 in Sioux Falls, S.D. His 15 rebounds tied for the ninth-most by a Commodore in a single game in the last 20 seasons.
- ★ Vanderbilt won its first road game of the season at USC, the first time the Commodores have had a season-opening road win since a 72-70 win over St. Mary's on November 20, 2009. The game with N.C. State marks the first of two non-conference neutral-site games remaining on the Commodores' schedule. Vanderbilt will also play Kansas State in the Sprint Center in Kansas City, Mo. on December 22.
- ★ As of Nov. 28, the Commodores rank first in the SEC in 3FG% as a team (.378) and second in threes made (9.3).
- ★ Garland scored the most points by a Vanderbilt freshman in his collegiate debut (24 points) since Phil Cox scored 30 against Duke in 1981. He also tied Savion Flagg of Texas A&M for the most points scored for an SEC team in their opening game of the season.
- ★ Shittu's double-double was the first by a Commodore freshman in a season opener since Ted Young tallied 18 points and 11 rebounds against Rice in 1979.
- ★ Prior to the season, Garland was named to the Naismith and Wooden Award Preseason Watch Lists, while Shittu was named to the Karl Malone Award Watch List, given to the nation's top power forward.
- ★ According to KenPom, the Commodores rank 316th in the nation in terms of experience (1.13 years).
- ★ Head coach Bryce Drew, now in his third season, led the Commodores to the NCAA Tournament in his first season in Nashville, marking the first time in the history of the program a first-year Vanderbilt coach led his team to the tournament.
- ★ Redshirt sophomore forward Matthew Moyer, who transferred from Syracuse after the 2017-18 season, was granted immediate eligibility by the NCAA this season on November 15.
- ★ As of November 28, Shittu is tied for eighth in scoring (16.0), ranks fifth in rebounding (8.3), first in defensive rebounding (7.0). He also is tied for second in field goal percentage (.597). Saben Lee is ninth in assists (4.2), Clewon Brown is tied for eighth in blocks (1.8), and Matt Ryan is tied for fourth in three's made (2.7) and seventh in 3FG % (.410).

0		<p>SABEN LEE G ★ 6-2 ★ 183 ★ So. ★ Phoenix, Ariz.</p> <table border="1"> <thead> <tr> <th>PPG</th> <th>RPG</th> <th>APG</th> <th>SPG</th> <th>BPG</th> <th>MPG</th> </tr> </thead> <tbody> <tr> <td>12.0</td> <td>3.7</td> <td>4.2</td> <td>1.2</td> <td>0.0</td> <td>27.5</td> </tr> </tbody> </table>	PPG	RPG	APG	SPG	BPG	MPG	12.0	3.7	4.2	1.2	0.0	27.5	<p>NOTES: Leading returning scorer from 2017-18...Can play point guard or off of the ball...Scored a season-high 17 points against Liberty...Scored in double figures five of six games this season...Currently ninth in SEC in assists ...Son of former FSU/NFL great Amp Lee.</p>	<p>CAREER HIGHS Pts. - 24, vs. Ariz. St. (12/17/17) Rebs. - 9, vs. TAMU (2/24/18) Ast. - 9, vs. TAMU (2/24/18) Min. - 38, vs. Ariz. St. (12/17/17)</p>
PPG	RPG	APG	SPG	BPG	MPG											
12.0	3.7	4.2	1.2	0.0	27.5											
1		<p>YANNI WETZELL F/C ★ 6-10 ★ 240 ★ Jr. ★ Auckland, N.Z.</p> <table border="1"> <thead> <tr> <th>PPG</th> <th>RPG</th> <th>APG</th> <th>SPG</th> <th>BPG</th> <th>MPG</th> </tr> </thead> <tbody> <tr> <td>3.5</td> <td>1.8</td> <td>0.3</td> <td>0.3</td> <td>0.2</td> <td>9.8</td> </tr> </tbody> </table>	PPG	RPG	APG	SPG	BPG	MPG	3.5	1.8	0.3	0.3	0.2	9.8	<p>NOTES: Scored Commodore-high of 15 points and added seven boards vs. Savannah St...Transferred from Division II St. Mary's (Texas) after 2016-17 season... Averaged 15.5 points and 6.8 rebounds in his final season at St. Mary's.</p>	<p>CAREER HIGHS Pts. - 29, vs. Newman (2/23/17) Rebs. - 12, vs. Newman (1/21/17) Ast. - 5, vs. Okla. Christian (2/9/17) Min. - 42, vs. Rogers St.(12/16/16)</p>
PPG	RPG	APG	SPG	BPG	MPG											
3.5	1.8	0.3	0.3	0.2	9.8											
2		<p>JOE TOYE G/F ★ 6-7 ★ 210 ★ Sr. ★ Chicago, Ill.</p> <table border="1"> <thead> <tr> <th>PPG</th> <th>RPG</th> <th>APG</th> <th>SPG</th> <th>BPG</th> <th>MPG</th> </tr> </thead> <tbody> <tr> <td>12.3</td> <td>4.8</td> <td>1.2</td> <td>0.7</td> <td>0.7</td> <td>26.7</td> </tr> </tbody> </table>	PPG	RPG	APG	SPG	BPG	MPG	12.3	4.8	1.2	0.7	0.7	26.7	<p>NOTES: Only senior on this year's roster...Tallied 15 points vs. Kent St...Scored 16 points in win at USC; also added a career-high nine rebounds...Scored in double figures in three straight games to start the season and five of team's six games this year.</p>	<p>CAREER HIGHS Pts. - 18, vs. TAMU (3/9/17) Rebs. - 9, at USC (11/11/18) Ast. - 4, 2x, last vs. MSU (2/14/18) Min. - 38, vs. Florida (3/10/17)</p>
PPG	RPG	APG	SPG	BPG	MPG											
12.3	4.8	1.2	0.7	0.7	26.7											
3		<p>MAXWELL EVANS G ★ 6-2 ★ 192 ★ So. ★ Houston, Texas</p> <table border="1"> <thead> <tr> <th>PPG</th> <th>RPG</th> <th>APG</th> <th>SPG</th> <th>BPG</th> <th>MPG</th> </tr> </thead> <tbody> <tr> <td>5.6</td> <td>1.8</td> <td>0.7</td> <td>0.2</td> <td>0.2</td> <td>12.0</td> </tr> </tbody> </table>	PPG	RPG	APG	SPG	BPG	MPG	5.6	1.8	0.7	0.2	0.2	12.0	<p>NOTES: Played season-high 26 minutes and scored career-high 16 points against Savannah State ...Played in 29 games and made 15 starts as a true freshman in 2017-18...Scored in double figures in four games as a true freshman.</p>	<p>CAREER HIGHS Pts. - 16, vs. Savannah State (11/27/17) Rebs. - 9, at Arkansas (02/10/18) Ast. - 6, vs. USC (11/19/17) Min. - 32, vs. USC (11/19/17)</p>
PPG	RPG	APG	SPG	BPG	MPG											
5.6	1.8	0.7	0.2	0.2	12.0											
10		<p>DARIUS GARLAND G ★ 6-2 ★ 175 ★ Fr. ★ Nashville, Tenn.</p> <table border="1"> <thead> <tr> <th>PPG</th> <th>RPG</th> <th>APG</th> <th>SPG</th> <th>BPG</th> <th>MPG</th> </tr> </thead> <tbody> <tr> <td>16.2</td> <td>3.8</td> <td>2.6</td> <td>0.8</td> <td>0.4</td> <td>27.8</td> </tr> </tbody> </table>	PPG	RPG	APG	SPG	BPG	MPG	16.2	3.8	2.6	0.8	0.4	27.8	<p>NOTES: Injured meniscus vs. Kent St., out for the season...Scored a SEC-best 33 points against Liberty...Won SEC Freshman of the week honors in the two VU wins... Named a 2018 McDonald's All-American...On 2018 Wooden and Naismith Award Watch Lists.</p>	<p>CAREER HIGHS Pts. - 33, vs Liberty (11/19/18) Rebs. - 7, vs. Alcorn St. (11/16/18) Ast. - 4, 3x, last vs Liberty (11/19/18) Min. - 37, vs. Liberty (11/19/18)</p>
PPG	RPG	APG	SPG	BPG	MPG											
16.2	3.8	2.6	0.8	0.4	27.8											
11		<p>SIMISOLA SHITTU F/C ★ 6-10 ★ 240 ★ Fr. ★ Burlington, Ont.</p> <table border="1"> <thead> <tr> <th>PPG</th> <th>RPG</th> <th>APG</th> <th>SPG</th> <th>BPG</th> <th>MPG</th> </tr> </thead> <tbody> <tr> <td>16.2</td> <td>8.3</td> <td>2.0</td> <td>0.8</td> <td>0.8</td> <td>27.0</td> </tr> </tbody> </table>	PPG	RPG	APG	SPG	BPG	MPG	16.2	8.3	2.0	0.8	0.8	27.0	<p>NOTES: Tallied double doubles in first two collegiate games against Winthrop and USC...Grabbed 15 boards at USC...Scored career-high 20 points vs. Alcorn and Kent State...5th in SEC in rebounding and 8th in scoring...Was named a McDonald's All-American in 2018.</p>	<p>CAREER HIGHS Pts. - 18, vs. Winthrop (11/6/18) Rebs. - 15, at USC (11/11/18) Ast. - 5, vs Savannah State (11/27/18) Min. - 32, vs. Winthrop (11/6/18)</p>
PPG	RPG	APG	SPG	BPG	MPG											
16.2	8.3	2.0	0.8	0.8	27.0											
13		<p>MATTHEW MOYER F ★ 6-8 ★ 217 ★ R-So. ★ Gahanna, Ohio</p> <table border="1"> <thead> <tr> <th>PPG</th> <th>RPG</th> <th>APG</th> <th>SPG</th> <th>BPG</th> <th>MPG</th> </tr> </thead> <tbody> <tr> <td>5.5</td> <td>5.5</td> <td>1.5</td> <td>0.2</td> <td>0.5</td> <td>18.0</td> </tr> </tbody> </table>	PPG	RPG	APG	SPG	BPG	MPG	5.5	5.5	1.5	0.2	0.5	18.0	<p>NOTES: Transferred from Syracuse...Granted immediate eligibility on Nov. 15...Scored VU-best 10 points and had six boards in win over Savannah State...Played in 2017-18 after redshirting in 2016-17...Named the Conn. Gatorade POY as a senior at South Kent Prep.</p>	<p>CAREER HIGHS Pts. - 18, vs. UConn (12/5/17) Rebs. - 10, at Fla. St. (1/13/18) Ast. - 5 vs. Savannah State (11/27/18) Min. - 36, vs. UConn (12/5/17)</p>
PPG	RPG	APG	SPG	BPG	MPG											
5.5	5.5	1.5	0.2	0.5	18.0											
15		<p>CLEVON BROWN F ★ 6-8 ★ 240 ★ Jr. ★ San Antonio, Texas</p> <table border="1"> <thead> <tr> <th>PPG</th> <th>RPG</th> <th>APG</th> <th>SPG</th> <th>BPG</th> <th>MPG</th> </tr> </thead> <tbody> <tr> <td>3.3</td> <td>3.2</td> <td>0.3</td> <td>0.5</td> <td>1.8</td> <td>15.5</td> </tr> </tbody> </table>	PPG	RPG	APG	SPG	BPG	MPG	3.3	3.2	0.3	0.5	1.8	15.5	<p>NOTES: Scored eight points in win at USC... Played 19 minutes vs. Winthrop in season opener, had six points, six rebounds and two blocks...Had three or more blocks in six career games, including four against Savannah State.</p>	<p>CAREER HIGHS Pts. - 13, vs. Austin Peay (11/10/17) Rebs. - 6, 2x, last at UF (12/30/17) Ast. - 1, 5x, last vs Liberty (11/19/18) Min. - 31, at UK (1/30/18)</p>
PPG	RPG	APG	SPG	BPG	MPG											
3.3	3.2	0.3	0.5	1.8	15.5											
24		<p>AARON NESMITH F ★ 6-6 ★ 213 ★ Fr. ★ Charleston, S.C.</p> <table border="1"> <thead> <tr> <th>PPG</th> <th>RPG</th> <th>APG</th> <th>SPG</th> <th>BPG</th> <th>MPG</th> </tr> </thead> <tbody> <tr> <td>8.0</td> <td>6.0</td> <td>1.8</td> <td>0.8</td> <td>0.5</td> <td>21.0</td> </tr> </tbody> </table>	PPG	RPG	APG	SPG	BPG	MPG	8.0	6.0	1.8	0.8	0.5	21.0	<p>NOTES: One of the class of 2018's top shooters...Posted career highs in points (20) and rebounds (13) in win over Savannah State...Named the S.C. Gatorade Player of the Year as a senior...Scored over 2,000 career points at Porter Gaud High School.</p>	<p>CAREER HIGHS Pts. - 20, vs Savannah State (11/27/18) Rebs. - 13, vs Savannah State (11/27/18) Ast. - 4, at USC (11/11/18) Min. - 29, vs Savannah State (11/11/18)</p>
PPG	RPG	APG	SPG	BPG	MPG											
8.0	6.0	1.8	0.8	0.5	21.0											
32		<p>MATT RYAN F ★ 6-8 ★ 209 ★ Jr. ★ Cortlandt Manor, N.Y.</p> <table border="1"> <thead> <tr> <th>PPG</th> <th>RPG</th> <th>APG</th> <th>SPG</th> <th>BPG</th> <th>MPG</th> </tr> </thead> <tbody> <tr> <td>10.2</td> <td>4.0</td> <td>2.0</td> <td>0.0</td> <td>0.2</td> <td>26.2</td> </tr> </tbody> </table>	PPG	RPG	APG	SPG	BPG	MPG	10.2	4.0	2.0	0.0	0.2	26.2	<p>NOTES: Transfer from Notre Dame who transferred after 2016-17 season...Has now made four threes in two games at VU...Scored in double figures in four games this year...While at ND, the team advanced to the 2nd round (2017) and the Elite Eight (2016).</p>	<p>CAREER HIGHS Pts. - 23, vs. Chicago St. (11/26/16) Rebs. - 7, 2x last vs. Liberty (11/19/18) Ast. - 4, vs. Alcorn St. (11/16/18) Min. - 35, vs. Georgia Tech (1/13/16)</p>
PPG	RPG	APG	SPG	BPG	MPG											
10.2	4.0	2.0	0.0	0.2	26.2											

Ibas

Henry
Gene
Moe
Clarence

1,630
Wins

Suttons

Eddie
Scott
Sean

1,171
Wins

Drews

Homer
Scott
Bryce

1,121
Wins

All-Time Winningest Collegiate Coaching Families

The Drew family is now third on the all-time winningest collegiate coaching family in college basketball history with 1,121 wins.

- Homer Drew - 640**
(Bethel College - 252; IU-South Bend - 17; Valparaiso - 371)
- Scott Drew - 321**
(Valparaiso - 20; Baylor - 301)
- Bryce Drew - 160**
(Valparaiso - 124; Vanderbilt -36)

VU Staff Can Score

The Vanderbilt men's basketball staff has combined to score a total of 5,486 collegiate points, with head coach Bryce Drew leading the way with 2,142 points. Here's a breakdown of the staff's scoring totals.

Head Coach Bryce Drew, Valparaiso	2,142
Asst. Coach Casey Shaw, Toledo	1,562
Assoc. Head Coach Roger Powell, Jr., Illinois	1,178
Asst. Coach Jake Diebler, Valparaiso	586
Total	5,468

Garland Superlatives

Most Points by Freshman in Debut, SEC Since 2010-11

Tremont Waters, LSU	27	11/10/17 vs. Alcorn
Terrence Jones, UK	25	11/12/10 vs. EastTN
Darius Garland, VU	24	11/6/18 vs. Win
Keldon Johnson, UK	23	11/6/18 vs. Duke
Frankie Hughes, Mizzou	23	11/13/16 vs. AlaA&M
Julius Randle, UK	23	11/8/13 vs. NC-Ash
Anthony Davis, UK	23	11/11/11 vs. Marist

ABOUT NORTH CAROLINA STATE

QUICK FACTS

LocationRaleigh, N.C.
Founded 1887
Conference.....Atlantic Coast
Enrollment.....34,015
Nickname.....Wolfpack
Colors.....Red and White
Home Arena PNC Arena
Athletics Director.....Deborah A. Yow

Basketball Staff

Head CoachKevin Keatts
Career Record:99-41 (5)
N.C. State Record:27-13 (2)
Assistant Coaches James Johnson, Takayo Siddle,
Roy Roberson

- ★ N.C. State enters the game with a 6-1 overall record after dropping a hard-fought, 79-75 decision to Wisconsin in the ACC-Big 10 Challenge.
- ★ Senior Torin Dorn leads the Wolfpack in scoring, averaging 17.6 points per game. C.J. Bryce (13.6) and Markell Johnson (11.9) also average double figures.
- ★ This will be the third consecutive meeting with the Wolfpack on a neutral floor. The Commodores won the two previous meetings. Each team has won on the opponents home floor in the series (Vanderbilt win in Raleigh, 65-59, on 12/30/68; N.C. State win in Nashville, 76-70, on 12/22/69).
- ★ In 2004 in the second round of the NCAA Tournament in Orlando, Fla., Vanderbilt staged a come-from-behind win to advance to the Sweet 16, 86-79 (3/21/04). In 2011, the Commodores knocked off the Wolfpack, 86-79, in the semifinals of Legends Classic in East Rutherford, N.J. (11/19/11).

Three Commodores on

NBA Rosters

Former Commodores Damian Jones, Luke Kornet, and Wade Baldwin IV are currently on NBA active rosters. Jones is averaging 17.2 minutes and 5.4 points per game with the Golden State Warriors this season and has won two championships with the team in his three seasons in the Bay Area. Kornet is a two-way player with the New York Knicks and is averaging 3.3 minutes per game in four games, and Baldwin is averaging 5.6 minutes per game in eight games with the Portland Trail Blazers.

Three Freshman - 20+ Points

The Commodores are one of only two programs (Duke) in the nation to have three separate freshman score 20 points or more in a game (Darius Garland, Aaron Nesmith, Simisola Shittu)

Replacing Three 1,000 Point Scorers

Matthew Fisher-Davis, Riley LaChance and Jeff Roberson each departed Vanderbilt in 2018 as 1,000-point scorers. Each were four-year players for the Commodores who advanced to the postseason on three different occasions (2015 NIT, 2016 and 2017 NCAA Tournaments). There has been only one other class of Vanderbilt players to have three 1,000-point scorers - the vaunted "F Troop" - Butch Feher, Joe Ford and Jeff Fosnes in 1976. Roberson (Maine Red Claws) is now playing in the NBA G League, while LaChance has taken his talents to play professionally in Poland.

Against the ACC

The Commodores are 93-88 all-time against the Atlantic Coast Conference. Vanderbilt last played an ACC school on November 23, 2017, when they dropped a 68-42 decision to Virginia in the semifinals of the NIT Season Tip-Off in Brooklyn, N.Y.

Garland In Rarefied Air

Darius Garland is one of five major conference freshmen with 20+ Pts and 2+ Threes Made, Steals & Blocks in collegiate debut in the last 20 years (Since 1998-99).

Player	Date, Opp	Pts,3's,Stls,Blocks
Darius Rice, Miami	11/18/00 vs Fla. At.	26,5,3,2
Kevin Durant, Texas	11/9/06 vs. Alcorn	20,3,3,2
Terrence Jones, UK	11/12/10 vs. ETSU	25,2,3,2
Ethan Thompson, Ore. St.	11/10/17 vs. So. Utah	20,2,2,3
Darius Garland, VU	11/6/18 vs. Winthrop	24,3,2,2

3-Point U

The Commodores are one of only three schools (UNLV and Princeton) to have made a three-point basket in every game since the inception of the three-point line in the 1986-87 season.

With a made three against North Carolina State, Vanderbilt will move to 1,038 consecutive games with a three-pointer.

STAT COMPARISON

	VU	N.C.St.
	All	All
Record	5-1	6-1
Scoring Offense	87.8	88.6
Scoring Defense	73.8	60.9
Scoring Margin	+14.0	+27.7
FG%	.493	.507
FG% Defense	.402	.405
3FG%	.378	.395
3FG% Defense	.316	.281
Free Throw %	.687	.704
Rebounding	43.2	41.6
Rebounding Margin	+8.7	+13.1
Turnovers/game	14.3	11.9
Opponent Turnovers	12.7	17.6
Steals	5.3	8.4
Blocks	5.2	4.0



Class of 2018

One of Nation's Top Recruiting Classes



Darius Garland

- ★ 16th in ESPN 100 ranking
- ★ McDonald's All-American
- ★ Jordan Brand All-American
- ★ Ranked 15th according to the Recruiting Services Consensus Index
- ★ Ranked 17th nationally by Rivals and second as point guard
- ★ Ranked 14th nationally by 247 Sports and second-best point guard
- ★ Five star recruit
- ★ Named one of top 20 Freshmen to Watch by CBSSports.com
- ★ Named to Naismith and Wooden Award Preseason Watch Lists
- ★ Out for season with left knee injury.



Aaron Nesmith

- ★ Ranked 63rd according to the Recruiting Services Consensus Index
- ★ 64th ranked nationally and 12th ranked shooting guard according to 247 Sports
- ★ 69th ranked nationally and 15th ranked shooting guard according to Rivals
- ★ Four star recruit
- ★ Named Gatorade South Carolina Player of the Year over prized recruit Zion Williamson



Simisola Shittu

- ★ Ranked 10th according to the Recruiting Services Consensus Index
- ★ 19th ESPN 100 rankings and 6th best power forward
- ★ Ranked 11th nationally by 247 Sports and 3rd at power forward
- ★ Ranked 7th nationally by Rivals and 1st as a power forward
- ★ Five star recruit
- ★ Named one of top 20 Freshmen to Watch by CBSSports.com
- ★ Named to Karl Malone Award Watch List, an award given to the nation's top power forward.

SUPERLATIVES

Most Points Scored By VU Freshman

1. Mike Rhodes vs. Virginia Tech, 12/22/77 34
- 2. Darius Garland vs. Liberty, 11/19/18 33**
3. Charles Davis vs. Michigan, 12/6/1976 31
4. Alex Gordon vs. Tennessee, 2/2/2005 30

Most Points Scored By VU Player

Since 1996-97

1. Shan Foster vs. Miss. State, 3/5/2008 42
- 2. Darius Garland vs. Liberty, 11/19/2018 33**
2. Matthew Fisher-Davis vs. Auburn, 1/4/2017 33
2. Shan Foster vs. S. Carolina, 2/28/2017 33
2. Dan Langhi vs. Notre Dame, 11/21/1998 33
2. Dan Langhi vs. Ole Miss, 2/26/2000 33
2. Drew Maddux vs. Alabama, 1/14/1998 33
2. A.J. Ogilvy vs. LSU, 3/4/2009 33

Most Rebounds By VU Player

Since 1996-97

1. Lance Goulbourne vs. LSU, 2/26/2011 17
1. Dan Langhi vs. Ohio State, 11/28/1998 17
3. Lance Goulbourne vs. Ole Miss, 1/19/2011 16
3. Lance Goulbourne vs. Marquette, 12/29/2011 16
3. Damian Jones vs. Georgia, 2/20/2016 16
3. Dawid Przybyszski vs. Toledo, 11/19/2004 16
3. Jeff Roberson vs. Minnesota, 12/3/2016 16
3. Anthony Williams vs. W. Kentucky, 11/28/2000 16
9. Damian Jones vs. Tennessee, 3/12/2015 15
9. Damian Jones vs. Arkansas, 1/5/2016 15
- 9. Simisola Shittu vs. USC, 11/11/2018 15**

Most FG Made By VU Player

Since 1996-97

1. Shan Foster vs. Miss. State, 3/5/2008 16
2. Drew Maddux vs. Alabama, 1/14/1998 13
3. Austin Bates vs. Evansville, 12/29/1996 12
4. Austin Bates vs. Kansas, 12/29/1997 12
4. Matt Freije vs. Tenn. Tech, 12/13/2003 12
- 4. Darius Garland vs. Liberty, 11/19/2018 12**
4. Damian Jones vs. Florida, 2/23/2016 12
4. Damian Jones vs. Texas, 1/30/2016 12
4. A.J. Ogilvy vs. Auburn, 3/13/2008 12
4. A.J. Ogilvy vs. S. Carolina, 2/28/2009 12
4. A.J. Ogilvy vs. LSU, 3/4/2009 12
4. Jeffery Taylor vs. Davidson, 12/7/2011 12
4. Jeffery Taylor vs. Longwood, 12/19/2011 12

Last Time Out

Box Score vs. Savannah State



Official Basketball Box Score -- Game Totals -- Final Statistics
Savannah State vs Vanderbilt
 11/27/18 7 p.m. at Nashville, Tenn. (Memorial Gym)



Savannah State 85 • 3-6

#	Player	Total			3-Ptr			Rebounds			PF	TP	A	TO	Blk	Stl	Min
		FG-FGA	FG-FGA	FT-FTA	FG-FGA	FG-FGA	FT-FTA	Off	Def	Tot							
00	HARPER, Tyrell	f	2-7	1-4	0-0	0	0	0	4	5	1	5	0	5	21		
04	GRANT JR., John	f	1-8	0-5	0-0	1	0	1	2	2	0	0	0	1	17		
12	SMITH, Jahlin	f	4-10	1-5	2-4	1	4	5	0	11	1	2	0	0	22		
03	SELLERS, Zach	g	4-13	3-7	0-0	1	0	1	2	11	3	3	0	2	31		
11	DOTSON, Jaquan	g	5-9	5-9	2-2	0	2	2	3	17	1	0	0	1	35		
01	SMITH, Zaqavian		2-4	2-3	0-0	1	0	1	2	6	0	1	0	0	12		
02	JOSEPH, Collins		8-10	3-5	2-3	2	1	3	0	21	5	2	0	0	22		
05	HANSEN, Romani		0-5	0-2	3-4	2	3	5	4	3	3	0	2	3	18		
10	SAEED, Adam		4-9	1-3	0-1	1	4	5	1	9	1	5	0	0	22		
	Team					2	2	4				1					
	Totals		30-75	16-43	9-14	11	16	27	18	85	15	19	2	12	200		

FG % 1st Half: 14-36 38.9% 2nd half: 16-39 41.0% Game: 30-75 40.0% Deadball Rebounds 2
 3FG % 1st Half: 6-24 25.0% 2nd half: 10-19 52.6% Game: 16-43 37.2%
 FT % 1st Half: 3-5 60.0% 2nd half: 6-9 66.7% Game: 9-14 64.3%

Vanderbilt 120 • 5-1

#	Player	Total			3-Ptr			Rebounds			PF	TP	A	TO	Blk	Stl	Min
		FG-FGA	FG-FGA	FT-FTA	FG-FGA	FG-FGA	FT-FTA	Off	Def	Tot							
11	SHITTU, Simisola	f	6-7	0-1	5-6	1	2	3	2	17	5	5	0	0	19		
15	BROWN, Clevon	f	1-2	0-0	2-2	0	1	1	0	4	0	0	4	1	20		
32	RYAN, Matt	f	3-8	3-8	2-2	1	2	3	0	11	3	3	0	0	20		
00	LEE, Saben	g	4-6	0-1	3-5	1	3	4	1	11	4	0	0	3	20		
02	TOYE, Joe	g	5-6	3-3	0-0	0	2	2	3	13	1	0	1	1	13		
01	WETZELL, Yanni		5-7	2-2	3-4	1	6	7	1	15	2	2	1	1	23		
03	EVANS, Maxwell		6-9	2-4	2-2	1	3	4	1	16	3	3	1	0	26		
13	MOYER, Matthew		4-9	2-5	0-0	3	3	6	0	10	5	2	1	0	24		
14	RICE, Isaiah		0-0	0-0	0-0	0	0	0	0	0	0	1	0	0	3		
24	NESMITH, Aaron		7-12	2-5	4-4	2	11	13	4	20	3	3	2	3	29		
30	HUNT, Mac		1-1	1-1	0-0	0	0	0	0	3	1	0	0	0	3		
	Team					2	4	6				1					
	Totals		42-67	15-30	21-25	12	37	49	12	120	27	20	10	9	200		

FG % 1st Half: 23-37 62.2% 2nd half: 19-30 63.3% Game: 42-67 62.7% Deadball Rebounds 1
 3FG % 1st Half: 6-15 40.0% 2nd half: 9-15 60.0% Game: 15-30 50.0%
 FT % 1st Half: 13-17 76.5% 2nd half: 8-8 100.0% Game: 21-25 84.0%

Officials: Pat Adams, Brian Shey, Erroll Lewis
 Technical fouls: Savannah State-None. Vanderbilt-None.
 Attendance: 8271

Score by periods	1st	2nd	Total
Savannah State	37	48	85
Vanderbilt	65	55	120

Points	In	Off	2nd	Fast	Bench
SSUM	31	16	12	9	39
VU	53	27	19	23	64

Last FG - SSUM 2nd-02:04, VU 2nd-00:31.
 Largest lead - SSUM by 1 1st-16:32, VU by 43 2nd-04:53.
 SSUM led for 00:23. VU led for 39:26. Game was tied for 00:11.

Score tied - 0 times.
 Lead changed - 2 times.

Notes:

- ★ The Commodores started guards Saben Lee, Matt Ryan, and Joe Toye and forwards Clevon Brown and Simisola Shittu for the first time this season.
- ★ This is Vanderbilt's first game without the services of freshman guard Darius Garland, who will miss the remainder of the season after suffering a left knee injury against Kent State on November 23.
- ★ The 120 points scored is the most by a Vanderbilt team since December 22, 1970, when Vanderbilt scored a program-best 130 points in a win over Ole Miss (130-112). It is also the first time Vanderbilt has scored 100 points or more since December 2, 2015 when the Commodores defeated Detroit, 102-52, at Memorial Gym.
- ★ It's also the third time Vanderbilt has scored 120 or more points (other game - March 8, 1969, Vanderbilt 120, Mississippi State 83).
- ★ It is also the most points of the Bryce Drew era (began in 2016-17 season) and the most points since the inception of the three-point line.
- ★ Eight players in double figures for the first time in Commodore history. Vanderbilt had seven double-figure scoring in the game with Detroit in 2015.
- ★ Vanderbilt outrebounded Savannah State, 49-27, on the night.
- ★ The Commodores shot 62.7% from the field and 50.0% from three on the night. The last time Vanderbilt shot 60% or better from the floor was against Tennessee State on November 23, 2014 (60.9%, W, 78-46).
- ★ Vanderbilt made a season-high 15 threes against the Tigers.
- ★ Aaron Nesmith with his first career double-double with a career-high 20 points and career-best 13 rebounds.
- ★ Maxwell Evans finished with career-high 16 points.
- ★ Yanni Wetzell scored a Vanderbilt-best 15 points. He also added seven rebounds.
- ★ Simisola Shittu also tallied 17 points, Joe Toye scored 13 points, Matt Ryan and Saben Lee each scored 11 points, and Matthew Moyer added 10 points.
- ★ Two Commodores, Shittu and Moyer, each dished out five assists.
- ★ Clevon Brown scored four points and blocked four shots.

Recap

NASHVILLE, Tenn. (AP) --- A high-scoring blowout might be just what Vanderbilt needed after losing the gem of its recruiting class.

That's just what the Commodores got as freshman Aaron Nesmith enjoyed career highs of 20 points and 13 rebounds and Vanderbilt played its first full game without point guard Darius Garland in a 120-85 rout of Savannah State on Tuesday night.

It was the most points scored by the Commodores (5-1) since a school-record 130 against Ole Miss in 1970.

"I knew with Darius being out tonight it was a big hole to fill because obviously, he's our leader so we had to we had to come together collectively as a team," Nesmith said. "The team definitely used it as fuel."

Garland, a freshman who was averaging 16.2 points per game, suffered a season-ending knee injury in Friday's loss to Kent State.

Projected as a lottery pick in the upcoming NBA draft, Garland underwent surgery to repair a torn meniscus in his left knee Monday.

"I didn't believe it at first," Nesmith said when he found out Garland was lost for the season. "He sent the team a text and I texted him and told him, 'Please tell me this wasn't true.' But sadly, things happen, but God has a plan for him and I know he's going to be alright."

Garland and Simi Shittu formed the heart of Vanderbilt's best recruiting class in school history. Both players were five-star prospects and McDonald's All-Americans last season in high school.

Forward Clevon Brown, a 6-foot-8 junior who blocked four shots, moved into the starting five as the Commodores reshuffled with a bigger lineup. Saben Lee switched from shooting guard to point guard.

Shittu, a freshman who will be relied on more, scored 17 points and had five assists.

Yanni Wetzell, a 6-10 transfer from Division II St. Mary's (Texas), added 15 points off the bench.

"I think the biggest shock was when I first came to practice last summer," Wetzell said of the adjustment from DII to DI. "It took me about three to four months to adjust to the speed of the game, coming from DII."

Eight Commodores broke into double figures, including Maxwell Evans with 16 points, Toye with 13, Lee and Matt Ryan with 11 each and Matthew Moyer with 10. Vanderbilt shot 63 percent from the floor.

Vanderbilt outscored Savannah State 53-31 in points in the paint and 23-9 in fast-break points. The Commodores outscored the Tigers 21-9 at the foul line and 27-16 in points off turnovers.

Freshman reserve Collins Joseph led four Tigers in double figures with 21 points and he added five assists, while Jaquan Dotson scored 17. The Commodores started quickly, shooting 62 percent from the floor in the first half to take a 65-37 lead at the break.



Last Time Vs. N.C. State

Box Score



Official Basketball Box Score -- Game Totals -- Final Statistics
Vanderbilt vs North Carolina State
 11/19/11 6:30 pm at East Rutherford, NJ - IZOD Center



Vanderbilt 86 • 3-1

##	Player	f	Total		3-Ptr		Rebounds			PF	TP	A	TO	Blk	Stl	Min
			FG-FGA	FT-FTA	FG-FGA	FT-FTA	Off	Def	Tot							
05	GOULBOURNE, Lance	f	4-5	7-9	0-0	0	5	5	3	15	1	0	0	1	29	
44	TAYLOR, Jeffery	f	5-11	6-11	1-4	4	4	8	1	17	5	4	0	2	32	
33	TCHIENGANG, Steve	c	2-4	2-5	0-1	3	8	11	1	6	1	1	0	0	34	
01	TINSLEY, Brad	g	5-8	2-2	2-3	0	2	2	3	14	4	3	0	0	22	
23	JENKINS, John	g	10-16	4-6	4-9	0	2	2	1	28	0	2	1	2	33	
02	JOHNSON, Kedren		0-3	0-0	0-2	0	2	2	3	0	2	2	0	2	15	
11	FULLER, Kyle		0-2	0-0	0-1	1	0	1	0	0	1	1	0	1	10	
24	PARKER, Dai-Jon		1-3	0-0	1-3	0	1	1	2	3	0	0	0	0	9	
40	HENDERSON, Josh		0-0	0-0	0-0	2	0	2	3	0	0	1	0	0	4	
45	ODOM, Rod		1-2	0-0	1-2	1	0	1	3	3	0	1	0	0	12	
Team						0	1	1				2				
Totals			28-54	21-33	9-25	11	25	36	20	86	14	17	1	8	200	

FG % 1st Half: 17-31 54.8% 2nd half: 11-23 47.8% Game: 28-54 51.9%
 3FG % 1st Half: 8-17 47.1% 2nd half: 1-8 12.5% Game: 9-25 36.0%
 FT % 1st Half: 7-12 58.3% 2nd half: 14-21 66.7% Game: 21-33 63.6%

Deadball Rebounds 3

North Carolina State 79 • 2-1

##	Player	f	Total		3-Ptr		Rebounds			PF	TP	A	TO	Blk	Stl	Min
			FG-FGA	FT-FTA	FG-FGA	FT-FTA	Off	Def	Tot							
01	Howell, Richard	f	8-14	0-0	0-0	4	5	9	4	16	1	1	0	1	20	
34	Harris, Tyler	f	3-9	1-2	0-1	2	4	6	3	7	0	1	0	0	28	
00	Painter, DeShawn	c	3-6	1-2	0-0	0	1	1	3	7	0	0	0	0	15	
02	Brown, Lorenzo	g	4-11	4-6	1-3	1	3	4	0	13	6	4	0	4	36	
21	Williams, CJ	g	3-8	0-0	1-3	0	2	2	5	7	1	1	1	4	26	
03	Johnson, Alex		2-4	1-2	2-4	1	0	1	2	7	3	3	0	1	29	
05	Leslie, CJ		7-9	6-10	0-0	2	3	5	2	20	2	3	0	2	27	
10	Raymond, Jaqawn		0-0	0-0	0-0	0	1	1	0	0	0	0	0	0	1	
14	Vandenberg, Jordan		1-1	0-0	0-0	0	3	3	3	2	3	0	0	0	18	
Team						0	2	2								
Totals			31-62	13-22	4-11	10	24	34	22	79	16	13	1	12	200	

FG % 1st Half: 15-25 60.0% 2nd half: 16-37 43.2% Game: 31-62 50.0%
 3FG % 1st Half: 3-5 60.0% 2nd half: 1-6 16.7% Game: 4-11 36.4%
 FT % 1st Half: 12-18 66.7% 2nd half: 1-4 25.0% Game: 13-22 59.1%

Deadball Rebounds 5

Officials: Brian O'Connell, Jeff Clark, Bill McCarthy
 Technical fouls: Vanderbilt-None. North Carolina State-None.
 Attendance: 4187

Score by periods	1st	2nd	Total
Vanderbilt	49	37	86
North Carolina State	45	34	79

Points	In	Off	2nd	Fast	Bench
	Paint	T/O	Chance	Break	
VANDY	22	15	6	6	6
ST	50	24	10	6	29

Last FG - VANDY 2nd-01:22, ST 2nd-00:05.
 Largest lead - VANDY by 9 2nd-00:11, ST by 2 2nd-07:58.
 VANDY led for 36:09. ST led for 01:31. Game was tied for 02:20.

Score tied - 4 times.
 Lead changed - 8 times.

2018-19 Box Scores



Official Basketball Box Score -- Game Totals -- Final Statistics
Kent State vs Vanderbilt
11/23/18 4 p.m. at Nashville, Tenn. (Memorial Gym)



Kent State 77 • 5-1

Box score table for Kent State vs Vanderbilt. Columns: # Player, FG-FGA, 3-Ptr, FT-FTA, Rebounds (Off, Def, Tot), PF, TP, A TO Blk Stl, Min. Totals: 25-56, 12-24, 15-20, 4 20 24, 20 77, 15 8 5 13, 200

FG % 1st Half: 15-28 53.6% 2nd half: 10-28 35.7% Game: 25-56 44.6% Deadball Rebounds 3,1
3FG % 1st Half: 9-15 60.0% 2nd half: 3-9 33.3% Game: 12-24 50.0%
FT % 1st Half: 2-2 100.0% 2nd half: 13-18 72.2% Game: 15-20 75.0%

Vanderbilt 75 • 4-1

Box score table for Vanderbilt vs Kent State. Columns: # Player, FG-FGA, 3-Ptr, FT-FTA, Rebounds (Off, Def, Tot), PF, TP, A TO Blk Stl, Min. Totals: 27-58, 5-18, 16-27, 15 29 44, 18 75, 15 15 2 2, 200

FG % 1st Half: 10-29 34.5% 2nd half: 17-29 58.6% Game: 27-58 46.6% Deadball Rebounds 6
3FG % 1st Half: 2-9 22.2% 2nd half: 3-9 33.3% Game: 5-18 27.8%
FT % 1st Half: 12-17 70.6% 2nd half: 4-10 40.0% Game: 16-27 59.3%

Officials: Todd Austin, John Hampton, Hunter Allen
Technical fouls: Kent State-WILLIAMSON, CJ. Vanderbilt-None.
Attendance: 9061

Score by periods table with columns: 1st, 2nd, Total for Kent State (41, 36, 77) and Vanderbilt (34, 41, 75)

Points table with columns: In Paint, Off T/O, 2nd Chance, Fast Break, Bench for KENT (24, 16, 3, 12, 24) and VU (42, 11, 14, 9, 17)

Last FG - KENT 2nd-01:33, VU 2nd-00:03.
Largest lead - KENT by 13 1st-13:03, VU by 2 1st-19:43.
KENT led for 34:25. VU led for 00:57. Game was tied for 04:38.

Score tied - 4 times.
Lead changed - 5 times.



Official Basketball Box Score -- Game Totals -- Final Statistics
Savannah State vs Vanderbilt
11/27/18 7 p.m. at Nashville, Tenn. (Memorial Gym)



Savannah State 85 • 3-6

Box score table for Savannah State vs Vanderbilt. Columns: # Player, FG-FGA, 3-Ptr, FT-FTA, Rebounds (Off, Def, Tot), PF, TP, A TO Blk Stl, Min. Totals: 30-75, 16-43, 9-14, 11 16 27, 18 85, 15 19 2 12, 200

FG % 1st Half: 14-36 38.9% 2nd half: 16-39 41.0% Game: 30-75 40.0% Deadball Rebounds 2
3FG % 1st Half: 6-24 25.0% 2nd half: 10-19 52.6% Game: 16-43 37.2%
FT % 1st Half: 3-5 60.0% 2nd half: 6-9 66.7% Game: 9-14 64.3%

Vanderbilt 120 • 5-1

Box score table for Vanderbilt vs Savannah State. Columns: # Player, FG-FGA, 3-Ptr, FT-FTA, Rebounds (Off, Def, Tot), PF, TP, A TO Blk Stl, Min. Totals: 42-67, 15-30, 21-25, 12 37 49, 12 120, 27 20 10 9, 200

FG % 1st Half: 23-37 62.2% 2nd half: 19-30 63.3% Game: 42-67 62.7% Deadball Rebounds 1
3FG % 1st Half: 6-15 40.0% 2nd half: 9-15 60.0% Game: 15-30 50.0%
FT % 1st Half: 13-17 76.5% 2nd half: 8-8 100.0% Game: 21-25 84.0%

Officials: Pat Adams, Brian Shey, Erroll Lewis
Technical fouls: Savannah State-None. Vanderbilt-None.
Attendance: 8271


Score by periods table with columns: 1st, 2nd, Total for Savannah State (37, 48, 85) and Vanderbilt (65, 55, 120)

Points table with columns: In Paint, Off T/O, 2nd Chance, Fast Break, Bench for SSUM (31, 16, 12, 9, 39) and VU (53, 27, 19, 23, 64)

Last FG - SSUM 2nd-02:04, VU 2nd-00:31.
Largest lead - SSUM by 1 1st-16:32, VU by 43 2nd-04:53.
SSUM led for 00:23. VU led for 39:26. Game was tied for 00:11.

Score tied - 0 times.
Lead changed - 2 times.

HEAD COACH BRYCE DREW



THE DREW FILE

High School: Valparaiso (Ind.), '94
College: Bachelor of Arts In Sports Management, Valparaiso, '98
Family: Wife, Tara, son Bryson (4)



DREW THROUGH THE YEARS

Year	School	Position	W-L	Conf.	Postseason
2019	Vanderbilt	Head Coach	5-1	-	-
2018	Vanderbilt	Head Coach	12-20	6-12	-
2017	Vanderbilt	Head Coach	19-16	10-8	NCAA First Round
2016	Valparaiso	Head Coach	30-7	16-2	NIT Finals
2015	Valparaiso	Head Coach	28-6	13-3	NCAA Second Round
2014	Valparaiso	Head Coach	18-16	9-7	CollegInsider.com First Round
2013	Valparaiso	Head Coach	26-8	13-3	NCAA Second Round
2012	Valparaiso	Head Coach	22-12	14-4	NIT First Round
2011	Valparaiso	Assistant Coach	23-12	12-6	CollegInsider.com First Round
2010	Valparaiso	Assistant Coach	15-17	10-8	-
2009	Valparaiso	Assistant Coach	9-22	5-13	-
2008	Valparaiso	Assistant Coach	22-14	9-9	College Basketball Invite 2nd Rd.
2007	Valparaiso	Assistant Coach	16-15	9-5	-
2006	Valparaiso	Assistant Coach	17-12	8-8	-
2005	Valencia (Spain)	Player	38-14		Champions League Second Round
2004	New Orleans (NBA)	Player	41-41		East 1st round
2003	New Orleans (NBA)	Player	47-35		East 1st round
2002	Charlotte (NBA)	Player	44-38		East Semifinals
2001	Chicago (NBA)	Player	15-67		-
2000	Houston (NBA)	Player	34-48		-
1999	Houston (NBA)	Player	31-19		West 1st round
1998	Valparaiso	Player	23-10	13-3	NCAA Regional Semifinals
1997	Valparaiso	Player	24-7	13-3	NCAA First Round
1996	Valparaiso	Player	22-10	13-5	NCAA First Round
1995	Valparaiso	Player	20-8	14-4	-
Head Coach Totals			160-86	81-39	
Totals at Vanderbilt (Head Coach)			36-37	16-20	
Totals at Valparaiso (Head Coach)			124-49	65-19	
Totals at Valparaiso (Assistant)			102-92	53-49	
Totals at Valparaiso (playing)			89-35	53-15	
Totals as NBA Player			212-248		

3	Three-time Conference Coach of the Year
25	Averaged 25 wins a year in five years at Valparaiso
27	27th coach in Vanderbilt basketball history, and ninth of the modern era.
5	Postseason appearances as a head coach, including three in the NCAA Tournament and two in the NIT.
16	Coached 16 All-Conference honorees.
30	Won 30 games with Valparaiso in 2015-16.
2,142	Career points scored at Valparaiso - the 2nd most in the program's history. He is also the program's leader in 3-pointers made (364) and assists (626).
2	Two-time NABC District 12 Coach of the Year
6	Played six seasons in the NBA... Two with Houston, one with Chicago, and three with Charlotte/New Orleans
1,000	Scored over 1,000 points in his NBA career.
12	Played alongside 12 NBA All-Stars
3	Played with three players named among the Top 50 NBA Players of All Time - Charles Barkley, Hakeem Olajuwon, and Scottie Pippin
10	Recruited a consensus Top 10 recruiting class for the class of 2018.



**VANDERBILT
ATHLETIC COMMUNICATIONS**

INTERVIEW POLICY

Vanderbilt head coach Bryce Drew and selected Vanderbilt players will be available to the media before practice on a weekly basis during the non-conference season, and bi-weekly during the SEC season.

The times for those media sessions will be emailed to media members in advance of those pre-practice interviews.

Media may photograph the first 20 minutes of practice. All practices are closed to the public.

POSTGAME INTERVIEW POLICY

Vanderbilt head coach Bryce Drew will enter the Memorial Gym interview room after the NCAA-mandated 10-minute cooling off period, and after the visiting team makes an appearance in the interview room.

VUCOMMODORES.COM

The official website of Vanderbilt athletics, vucommodores.com, includes pregame notes, season statistics, videos of press conferences and meetings with the media, live stats, twitter feeds, and streaming audio and video of everything that is Commodore athletics.

@VANDYMBB

The official Twitter feed of Vanderbilt men's basketball, follow the latest information and get breaking news on Commodore basketball.

VU QUICK FACTS

Location Nashville, Tenn.
Founded 1873
Conference Southeastern
Enrollment 6,738
Nickname Commodores
Colors Black and Gold
Home Arena Memorial Gymnasium (14,316)
Chancellor Nicholas Zeppos
Vice Chancellor David Williams II
Faculty Rep. Dr. Susan Wentz

Athletic Communications

Men's Basketball SID Andy Boggs
Media Relations Address 2601 Jess Neely Dr.
 Nashville, TN 37212
Office Phone (615) 343-1847
E-Mail Andy.Boggs@Vanderbilt.edu

INS AND OUTS

Career Games Played			
Player	Games	Starts	Cons. Starts
Joe Toye	103	28	6
Matt Ryan	78	10	6
Clevon Brown	72	5	1
Yanni Wetzell	65	59	-
Saben Lee	38	35	31
Maxwell Evans	34	15	-
Aaron Nesmith	6	-	-
Simisola Shittu	6	6	6
Darius Garland	5	5	5
Isaiah Rice	3	-	-
Mac Hunt	1	-	-

Double-Digit Scoring Games			
Player	Career (Record)	'18-19	Cons.
Joe Toye	23 (13-10)	5 (4-1)	1 (1-0)
Saben Lee	22 (10-12)	5 (4-1)	5 (4-1)
Matt Ryan	9	4 (4-0)	3 (2-1)
Maxwell Evans	4 (3-1)	1 (1-0)	1 (1-0)
Simisola Shittu	5 (4-1)	5 (4-1)	2 (1-1)
Darius Garland	3 (3-0)	3 (3-0)	-
Aaron Nesmith	2 (2-0)	2 (2-0)	1 (1-0)
Clevon Brown	1 (1-0)	-	-
Yanni Wetzell	1 (1-0)	1 (1-0)	1 (1-0)
Matthew Moyer	1 (1-0)	1 (1-0)	1 (1-0)

Double-Digit Rebounding Games			
Player	Career	'18-19	Cons.
Simisola Shittu	2 (2-0)	2 (2-0)	-
Aaron Nesmith	1 (1-0)	1 (1-0)	-

Double-Doubles			
Player	Career	'18-19	Cons.
Simisola Shittu	2 (1-0)	2 (1-0)	-
Aaron Nesmith	1 (1-0)	1 (1-0)	1 (1-0)

SEC PRESEASON POLL

Preseason Media Poll, Pts

1. Kentucky
2. Tennessee
3. Auburn
4. Mississippi State
5. Florida
6. LSU
7. Alabama
- 8. Vanderbilt**
9. Missouri
10. Arkansas
11. South Carolina
12. Texas A&M
13. Georgia
14. Ole Miss

First Team All-SEC

- Daniel Gafford – Arkansas
 - Reid Travis – Kentucky
 - Tremont Waters – LSU
 - Chris Silva – South Carolina
 - Grant Williams – Tennessee
- Second Team All-SEC**
- Bryce Brown – Auburn
 - Jared Harper – Auburn
 - Jalen Hudson – Florida
 - PJ Washington – Kentucky
 - Quinnndary Weatherspoon – Mississippi State
 - Jontay Porter – Missouri
 - Admiral Schofield – Tennessee

SEC Player of the Year

- Grant Williams – Tennessee

2018-19 TRENDS

Winning Opening Tip	5-1
Losing Opening Tip	0-0
VU Scores First	3-1
Opponent Scores First	2-0
Leading at Halftime	5-0
Trailing at Halftime	0-1
Tied at Halftime	0-0
Leading with Five Minutes Remaining	5-0
Trailing with Five Minutes Remaining	0-1
Tied with Five Minutes Remaining	0-0
Leading with Two Minutes Remaining	5-0
Trailing with Two Minutes Remaining	0-1
Tied with Two Minutes Remaining	0-0
Overtime	0-0
Games Decided by Three Points or Less	0-1
Games Decided by 4-10 Points	2-1
Games Decided by 11-20 Points	1-0
Games Decided by 21-plus Points	2-0
VU Shoots 50% or Better	3-0
VU Shoots 40% or Better	2-1
VU Shoots Lower Than 40%	1-0
Opponent Shoots 50% or Better	0-0
Opponent Shoots 40% or Better	3-0
Opponent Shoots Lower Than 40%	2-0
VU Outshoots Opponent	4-1
VU Outshot by Opponent	1-0
Shoot Same Percentage	0-0
VU Scores 70 Points or More	5-1
VU Scores Less Than 70 Points	0-0
VU Scores 80 Points or More	3-0
VU Scores 90 Points or More	2-0
Opponent Scores 70 Points or More	4-1
Opponent Scores Less Than 70 Points	1-0
Opponent Scores 80 Points or More	1-0
Opponent Scores 90 Points or More	0-0
Makes More 3-Pointers Than Opponent	4-0
Makes Fewer 3-Pointers Than Opponent	1-1
3-Pointers are Equal	0-0
Outrebounded Opponent	4-1
Outrebounded by Opponent	1-0
Rebounds are Equal	0-0
Playing on National TV	1-0
Playing on Regional TV	0-0
Online Only	4-1
Playing on Weekday	4-1
Playing on Weekend	1-0
Game Tips Before 6 p.m. CT (afternoons)	0-1
Game Tips After 6 p.m. CT (evenings)	5-0
In White Uniforms	4-0
In Gold Uniforms	0-1
In Black Uniforms	1-0
In Grey Uniforms	0-0
In November	5-1
In December	0-0
In January	0-0
In February	0-0
In March	0-0
Home	4-1
Neutral	0-0
Away	1-0
Conferences	
vs. Non-Conference	4-0
ASUN	1-0
Big South	1-0
Mid-American	0-1
Mid-Eastern Athletic	1-0
Pac 12	1-0
SWAC	1-0
Vs. SEC	0-0
Lineups	
Garland, Lee, Ryan, Toye, Shittu	4-1
Brown, Lee, Ryan, Shittu, Toye	1-0

2018-19 Roster

No.	Name	Pos.	Ht.	Wt.	Cl.-Yr	Hometown (Previous School)
0	Saben Lee	G	6-2	183	So. - 2nd	Phoenix, Ariz. (Corona Del Sol)
1	Yanni Wetzell	F/C	6-10	240	R-Jr. - 4th	Auckland, N.Z. (St. Mary's (Texas)/Westlake Boys)
2	Joe Toye	G/F	6-7	210	Sr. - 4th	Chicago, Ill. (Whitney Young)
3	Maxwell Evans	G	6-2	192	So. - 2nd	Houston, Texas (Bellaire)
10	Darius Garland	G	6-2	175	Fr. - 1st	Nashville, Tenn. (Brentwood Academy)
11	Simisola Shittu	F/C	6-10	240	Fr. - 1st	Burlington, Ont. (Vermont Academy)
13	Matthew Moyer	F	6-8	217	R-So. - 3rd	Gahanna, Ohio (Syrcause/South Kent Prep/Lincoln)
14	Isaiah Rice	G	5-11	195	So. - 2nd	Indianapolis, Ind. (Park Tudor)
15	Clevon Brown	F	6-8	240	Jr. -3rd	San Antonio, Texas (Churchill)
24	Aaron Nesmith	F	6-6	213	Fr. - 1st	Charleston, S.C. (Porter Gaud)
32	Matt Ryan	F	6-8	215	R-Jr. - 4th	Cortlandt Manor, N.Y. (Notre Dame/Iona Prep)
42	Mac Hunt	G	6-6	182	Fr. - 1st	Chattanooga, Tenn. (McCallie)
50	Ejike Obinna	F/C	6-10	240	So. - 2nd	Enugu, Nigeria (Virginia Academy (Va.))

COACHING STAFF

Head Coach..... **Bryce Drew** (Valparaiso, 1998) - 3rd
 Associate Head Coach..... **Roger Powell** (Illinois, 2005) - 3rd
 Assistant Coach..... **Jake Diebler** (Valparaiso, 2009) - 3rd
 Assistant Coach..... **Casey Shaw** (Toledo, 1998) - 3rd
 Director of Scouting..... **Luke Simons** (Purdue, 2005) - 3rd
 Director of Operations..... **Matt Olinger** (Liberty, 2007) - 3rd

SUPPORT STAFF

Athletic Communications Dir. **Andy Boggs** (Florida State, 1998)
 Academic Support... **Max Maurice Martin** (South Carolina St., 1991)
 Athletic Trainer..... **Brandon Wells** (UW-Stevens Point, 2007)
 Strength and Conditioning..... **Jeremy Anderson** (Liberty, 2011)

PRONUNCIATION GUIDE

Clevon Brown..... **CLEE-von**
 Jake Diebler..... **DEEB-ler**
 Aaron Nesmith..... **NEE-smith**
 Ejike Obinna..... **EH-Je-KAY Oh-Bean-a**
 Simisola Shittu..... **SIMI-sola Shi-TU**
 Joe Toye..... **TOY**

ROSTER BY CLASS

Seniors (1)

Joe Toye Chicago, Ill.

Juniors (3)

Clevon Brown..... San Antonio, Texas
Matt Ryan..... Cortlandt Manor, N.Y.
Yanni Wetzell..... Auckland, N.Z.

Sophomores (5)

Maxwell Evans..... Houston, Texas
Saben Lee..... Phoenix, Ariz.
Matthew Moyer..... Gahanna, Ohio
Ejike Obinna..... Enugu, Nigeria
Isaiah Rice..... Indianapolis, Ind.

Freshman (4)

Darius Garland..... Nashville, Tenn.
Mac Hunt..... Chattanooga, Tenn.
Aaron Nesmith..... Charleston, S.C.
Simisola Shittu..... Burlington, Ont.



MEMORIAL MAGIC - THE HOME TO VANDERBILT HOOPS SINCE 1952

HISTORIC MEMORIAL GYMNASIUM IN 67TH SEASON

Storied Memorial Gymnasium is in its 67th season as the host venue of Vanderbilt basketball. The SEC's most historic hoops setting has played host to more than 950 men's contests as well as the 1984 and 1991 SEC Tournaments and 40 men's and women's NCAA Tournament contests (since the early 1980s).

As the oldest gymnasium in the SEC, Memorial Gymnasium is renowned for its end zone benches, raised floor and unique atmosphere. It was dedicated in 1952 as a memorial to all Vanderbilt men and women who served in World War II. It was built by the late master architect Edwin Keeble, who was commissioned to build a combination gymnasium/concert hall.

.778	All-time winning percentage at Memorial Gym (798-228).
.885	Winning percentage against non-conference opponents since 1990 (216-28).
6	Undefeated seasons at home.

Winningest Coaches at Memorial Gymnasium

Coach	Yrs	Record
1. Kevin Stallings (2000-16)	17	226-65
2. Roy Skinner (1959, 1962-76)	16	181-41
3. Bob Polk (1948-58, 1960-61)	8	96-15
4. C.M. Newton (1982-89)	8	91-37
5. Jan van Breda Kolff (1994-99)	6	75-20
6. Eddie Fogler (1990-93)	4	54-12

Coach Drew at Memorial Gymnasium

	Yr	Record
Bryce Drew	2016-17	11-5
	2017-18	11-7
	2018-19	4-1
	Total	25-13

ANNUAL ATTENDANCE FIGURES

Year	All Games	Attendance	Average	NCAA Rank	SEC Games	SEC Attendance	Average
2018-19	5	43,405	8,681	-	-	-	-
2017-18	18	165,131	9,174	46	9	89,065	9,896
2016-17	16	154,169	9,636	45	9	92,645	10,294
2015-16	16	178,167	11,135	36	9	107,318	11,924
2014-15	19	168,377	8,862	51	9	88,830	9,870
2013-14	16	152,539	9,534	45	9	92,455	10,273
2012-13	15	159,557	10,637	36	9	100,986	11,221
2011-12	18	246,561	13,698	18	8	112,368	14,046
2010-11	17	234,632	13,802	18	8	114,346	14,293
2009-10	16	217,965	13,623	21	8	113,539	14,192
2008-09	17	225,686	13,276	25	8	112,833	14,104
2007-08	19	254,954	13,418	22	8	113,713	14,214
2006-07	17	204,511	12,030	31	8	109,043	13,630
2005-06	16	195,159	12,197	24	8	108,258	13,532
2004-05 [^]	19	191,678	10,088	43	8	105,357	13,170
2003-04	17	192,301	11,312	33	8	106,990	13,374
2002-03	16	153,123	9,570	46	8	96,906	12,113
2001-02	17	150,325	8,843	50	8	93,873	11,734
2000-01	19	186,468	9,814	45	8	102,055	12,757
1999-00*	18	197,770	10,987	30	8	106,741	13,343
1998-99	16	192,538	12,034	26	8	106,128	13,266
1997-98	16	213,974	13,373	21	8	117,819	14,727
1996-97	16	207,771	12,986	25	8	120,214	15,027
1995-96	18	226,354	12,575	28	8	112,996	14,125
1994-95	13	183,042	14,080	17	8	118,932	14,867
1993-94	16	223,997	14,000	15	8	121,345	15,168
1992-93	14	212,156	15,154	11	8	122,536	15,317
1991-92	17	210,585	12,387	29	8	115,104	14,388
1990-91	16	214,638	13,415	19	9	133,482	14,831
1989-90	19	259,992	13,684	18	9	136,136	15,126
1988-89	15	224,657	14,977	13	9	137,212	15,246
1987-88	16	223,747	13,984	14	9	138,393	15,377
1986-87	17	226,343	13,314	14	9	130,854	14,539
1985-86	15	200,806	13,387	14	9	128,059	14,229
1984-85	16	194,390	12,149	17	9	122,514	13,613
1983-84	18	249,292	13,850	10	9	135,546	15,050
1982-83	17	237,584	13,976	9	9	135,418	15,046
1981-82	14	202,225	14,445	9	9	131,699	14,633
1980-81	15	227,478	15,165	9	9	136,436	15,160
1979-80	15	228,029	15,202	5	9	138,754	15,417
1978-79	14	215,330	15,380	5	9	139,930	15,547
1977-78	14	207,375	14,813	5	9	134,232	14,915
1976-77	15	211,966	14,131	4	9	149,108	16,568
1975-76	13	180,901	13,915	-	9	135,375	15,042
1974-75	12	178,527	14,877	-	9	134,304	14,923
1973-74	12	182,728	15,227	-	9	140,252	15,584
1972-73	12	173,567	14,464	-	9	131,193	14,577
1971-72	12	156,778	13,065	-	9	120,172	13,352
1970-71	12	170,634	14,220	-	9	130,260	14,473
1969-70	12	176,763	14,730	-	9	135,745	14,861
1968-69	12	126,896	10,575	-	9	95,300	10,589
1967-68	12	129,722	10,810	-	9	96,274	10,697
1966-67	12	105,492	8,791	-	9	79,173	8,797
1965-66	12	106,022	8,835	-	9	62,368	8,910
1964-65	12	98,821	8,235	-	9	65,712	8,214
1963-64	12	84,827	7,069	-	6	35,684	5,947
1962-63	12	75,261	6,272	-	6	46,183	6,598
1961-62	13	73,640	5,665	-	8	47,357	5,920
1960-61	13	74,187	5,707	-	7	45,549	6,507
1959-60	14	76,199	5,443	-	8	46,064	5,758

[^] First year capacity increased from 14,168 to 14,316; * First year capacity decreased from 15,311 to 14,168

**VANDERBILT BASKETBALL
QUICK HITTERS**

- This is the 116th year of Vanderbilt basketball, with the first season taking place in 1900-01. There were no teams in 1904-05 and 1905-06.
- The Commodores have been named to 15 NCAA Tournaments and 12 NIT's. Vanderbilt advanced to the Elite 8 in 1965 (field of 23), and the Sweet 16 in 1988, 1993, 2004, and 2007. The Commodores captured the NIT Championship in 1990 and finished runner-up in 1994.
- The Commodores are a charter member of the SEC, with the 2017-18 season being the 85th year in the conference.
- Vanderbilt is the only private institution in the SEC with the lowest enrollment of any of the 14 schools (6,738).
- Vanderbilt's Perry Wallace became the first African-American scholarship basketball player in the SEC when he took the court in 1967.
- The Commodores have 48 career 1,000-point scorers, with Shan Foster (2004-08) the all-time leading scorer with 2,011 career points.
- Vanderbilt has had 12 All-Americans since 1950. They are: Billy Joe Adcock (1950), Clyde Lee (1965), Tom Hagan (1969), Jan van Breda Kolff (1974), Will Perdue (1988), Billy McCaffrey (1993), Dan Langhi (2000), Matt Freije (2004), Derrick Byars (2007), Shan Foster (2008), and John Jenkins (2011).
- Vanderbilt had two players selected in the 2016 NBA Draft - Wade Baldwin IV, Memphis, 17th pick and Damian Jones, Golden State 30th pick - one of only three schools with two or more players drafted in the first round. In all, 37 Vanderbilt players have been selected in the NBA Draft since 1950.
- The Commodores had three players drafted in the first 31 picks of the 2012 NBA Draft - John Jenkins, Atlanta, 23rd pick, Festus Ezeli, Golden State, 30th pick, Jeffery Taylor, Charlotte, 31st pick - the most by the Commodores in one draft.
- The Commodores ended a 61-year SEC Tournament drought in 2012 by claiming the tournament championship in New Orleans, the team's first SEC tournament championship since 1951.
- Kevin Stallings is the winningest coach in Vanderbilt history with 322 total victories (17 years, 322-220).
- All three of the university's top all-time scorers played for Kevin Stallings (Foster, Jeffery Taylor, Matt Freije). John Jenkins, who is 10th on the list, also played for him.
- Vanderbilt's intercollegiate athletics teams are nicknamed the Commodores, in honor of the nickname given to founder Cornelius Vanderbilt, who made his fortune in shipping. Vanderbilt donated \$1 million to begin "Central University" in 1875 - the campus was later renamed for Cornelius because of his generosity. Cornelius never stepped foot on the campus that bears his namesake.

SEC STANDINGS

2018-19 SEC STANDINGS (11/28)

	SEC	Pct.	All	Pct.
Auburn	0-0	.000	5-1	.833
Kentucky	0-0	.000	5-1	.833
Alabama	0-0	.000	5-1	.833
Miss. State	0-0	.000	5-1	.833
Vanderbilt	0-0	.000	5-1	.833
Tennessee	0-0	.000	4-1	.800
Arkansas	0-0	.000	4-1	.800
LSU	0-0	.000	5-2	.714
Ole Miss	0-0	.000	3-2	.600
Florida	0-0	.000	4-3	.571
Georgia	0-0	.000	4-3	.571
Missouri	0-0	.000	3-3	.500
South Carolina	0-0	.000	3-3	.500
Texas A&M	0-0	.000	2-4	.333

SEC STATS

VU TEAM SEC RANKINGS (11/28)

Category	All
Scoring	1st (87.8)
Scoring Defense	11th (73.8)
Scoring Margin	4th (+14.0)
FT%	6th (.687)
FG%	2nd (.493)
FG% Defense	8th (.402)
3FG%	1st (.378)
3FG% Defense	3rd (.316)
3FG Made	2nd (9.3)
Rebound Margin	3rd (+8.7)
Blocks	7th (5.2)
Assists	4th (16.3)
Steals	12th (5.3)
Turnover Margin	12th (-1.7)
Assist/TO Ratio	6th (1.1)

VU INDIVIDUAL SEC RANKINGS (11/28)

Player	Total
Darius Garland	Total
Scoring	7th (16.2)
FG%	6th (.537)
3FG%	2nd (.478)
Simisola Shittu	Total
Scoring	8th (16.2)
Rebounding	5th (8.3)
FG%	T-2nd (.597)
Def. Rebounds	1st (7.0)
Saben Lee	Total
Assists	9th (4.2)
Assist/Turnover Ratio	10th (1.4)
Clevon Brown	Total
Blocked Shots	T-8th (1.8)
Matt Ryan	Total
3FG Made	T-4th (2.7)
3FG PCT.	7th (.410)

2017-18 ALL-SEC TEAMS

First Team All-SEC

- Jaylen Barford, Arkansas
- Chris Chiozza, Florida
- Yante Maten, Georgia
- Kevin Knox, Kentucky
- Kassius Robertson, Missouri
- Chris Silva, South Carolina
- Grant Williams, Tennessee
- Tyler Davis, Texas A&M

Second Team All-SEC

- Collin Sexton, Alabama
- Daryl Macon, Arkansas
- Bryce Brown, Auburn
- Jared Harper, Auburn
- Shai Gilgeous-Alexander, Kentucky
- Quinnndary Weatherspoon, Mississippi State
- Admiral Schofield, Tennessee
- Jeff Roberson, Vanderbilt**

All-Freshman Team

- Collin Sexton, Alabama
- Daniel Gafford, Arkansas
- Shai Gilgeous-Alexander, Kentucky
- Kevin Knox, Kentucky
- Tremont Waters, LSU
- Nick Weatherspoon, Mississippi State
- Jontay Porter, Missouri
- TJ Starks, Texas A&M

All-Defensive Team

- Donta Hall, Alabama
- Anfernee McLemore, Auburn
- Chris Chiozza, Florida
- Chris Silva, South Carolina
- Robert Williams, Texas A&M

Coach of the Year

- Rick Barnes, Tennessee

Player of the Year

- Grant Williams, Tennessee

Scholar Athlete of the Year

- Juwan Parker, Georgia

Co-Freshman of the Year

- Collin Sexton, Alabama
- Kevin Knox, Kentucky

Co-Sixth man of the Year

- Jontay Porter, Missouri
- Lamonté Turner, Tennessee

Defensive Player of the Year

- Chris Silva, South Carolina
- Robert Williams, Texas A&M

Vanderbilt Combined Overall Statistics



2018-19 Vanderbilt Basketball Vanderbilt Combined Team Statistics (as of Nov 27, 2018) All games



RECORD:	OVERALL	HOME	AWAY	NEUTRAL
ALL GAMES	5-1	4-1	1-0	0-0
CONFERENCE	0-0	0-0	0-0	0-0
NON-CONFERENCE	5-1	4-1	1-0	0-0

#	Player	gp-gs	min	avg	Total		3-Point		F-Throw		Rebounds				pf	dq	a	to	blk	stl	pts	avg
					fg-fga	fg%	3fg-fga	3fg%	ft-fa	ft%	off	def	tot	avg								
10	GARLAND, Darius	5-5	139	27.8	29-54	.537	11-23	.478	12-16	.750	2	17	19	3.8	7	0	13	15	2	4	81	16.2
11	SHITTU, Simisola	6-6	162	27.0	37-62	.597	0-3	.000	23-35	.657	13	37	50	8.3	17	1	12	16	5	5	97	16.2
02	TOYE, Joe	6-6	160	26.7	24-47	.511	10-26	.385	16-21	.762	4	25	29	4.8	10	0	7	4	4	4	74	12.3
00	LEE, Saben	6-6	165	27.5	24-53	.453	2-12	.167	22-34	.647	4	18	22	3.7	12	0	25	18	0	7	72	12.0
32	RYAN, Matt	6-6	157	26.2	20-48	.417	16-39	.410	5-7	.714	3	21	24	4.0	9	0	12	6	1	0	61	10.2
24	NESMITH, Aaron	6-0	126	21.0	14-35	.400	7-22	.318	13-14	.929	4	32	36	6.0	16	0	11	7	3	5	48	8.0
03	EVANS, Maxwell	5-0	60	12.0	11-20	.550	3-7	.429	3-7	.429	4	5	9	1.8	3	0	4	3	1	1	28	5.6
13	MOYER, Matthew	4-0	72	18.0	8-20	.400	4-10	.400	2-2	1.000	12	10	22	5.5	8	0	9	5	3	1	22	5.5
01	WETZELL, Yanni	6-0	59	9.8	8-13	.615	2-2	1.000	3-6	.500	2	9	11	1.8	5	0	2	7	1	2	21	3.5
15	BROWN, Clevon	6-1	93	15.5	9-22	.409	0-3	.000	2-5	.400	13	6	19	3.2	9	0	2	3	11	3	20	3.3
30	HUNT, Mac	1-0	3	3.0	1-1	1.000	1-1	1.000	0-0	.000	0	0	0	0.0	0	0	1	0	0	0	3	3.0
14	RICE, Isaiah	1-0	3	3.0	0-0	.000	0-0	.000	0-0	.000	0	0	0	0.0	0	0	0	1	0	0	0	0.0
Team											9	9	18							1		
Total.....		6	1199		185-375	.493	56-148	.378	101-147	.687	70	189	259	43.2	96	1	98	86	31	32	527	87.8
Opponents.....		6	1200		164-408	.402	50-158	.316	65-101	.644	68	139	207	34.5	122	-	67	76	15	53	443	73.8

TEAM STATISTICS	VU	OPP	Date	Opponent	Score	Att.
SCORING	527	443	11/06/18	WINTHROP	w 92-79	8387
Points per game	87.8	73.8	11/11/18	at Southern California	w 82-78	3804
Scoring margin	+14.0	-	11/16/18	ALCORN STATE	w 79-54	9193
FIELD GOALS-ATT	185-375	164-408	11/19/18	LIBERTY	w 79-70	8493
Field goal pct	.493	.402	11/23/18	KENT STATE	L 75-77	9061
3 POINT FG-ATT	56-148	50-158	11/27/18	SAVANNAH STATE	w 120-85	8271
3-point FG pct	.378	.316	* - Conference game			
3-pt FG made per game	9.3	8.3				
FREE THROWS-ATT	101-147	65-101				
Free throw pct	.687	.644				
F-Throws made per game	16.8	10.8				
REBOUNDS	259	207				
Rebounds per game	43.2	34.5				
Rebounding margin	+8.7	-				
ASSISTS	98	67				
Assists per game	16.3	11.2				
TURNOVERS	86	76				
Turnovers per game	14.3	12.7				
Turnover margin	-1.7	-				
Assist/turnover ratio	1.1	0.9				
STEALS	32	53				
Steals per game	5.3	8.8				
BLOCKS	31	15				
Blocks per game	5.2	2.5				
ATTENDANCE	43405	3804				
Home games-Avg/Game	5-8681	1-3804				
Neutral site-Avg/Game	-	0-0				

Score by Periods	1st	2nd	Totals
Vanderbilt	262	265	527
Opponents	216	227	443



Vanderbilt Points-Rebounds-Assists

Opponent	Date	Score	00		01		02		03		10		11		13	
			LEE,SABEN	WETZELL,YA	TOYE,JOE	EVANS,MAXW	GARLAND,DA	SHITTU,SIM	MOYER,MATT							
WINTHROP	11/06/18	92-79	w	12-6-5	0-0-0	12-6-3	0-0-0	24-3-4	18-10-1	DNP						
at Southern California	11/11/18	82-78	w	9-2-3	2-1-0	16-9-1	0-0-0	19-5-1	14-15-3	DNP						
ALCORN STATE	11/16/18	79-54	w	10-2-6	2-1-0	14-4-0	4-1-0	3-7-4	20-6-0	5-8-2						
LIBERTY	11/19/18	79-70	w	17-3-2	0-0-0	4-2-1	DNP	33-4-4	8-8-0	5-5-1						
KENT STATE	11/23/18	75-77	L	13-5-5	2-2-0	15-6-1	8-4-1	2-0-0	20-8-3	2-3-1						
SAVANNAH STATE	11/27/18	120-85	w	11-4-4	15-7-2	13-2-1	16-4-3	DNP	17-3-5	10-6-5						

Opponent	Date	Score	14		15		24		30		32	
			RICE,ISAIA	BROWN,CLEV	NESMITH,AA	HUNT,MAC	RYAN,MATT					
WINTHROP	11/06/18	92-79	w	DNP	6-6-0	4-2-1	DNP	16-2-1				
at Southern California	11/11/18	82-78	w	DNP	8-4-0	10-4-4	DNP	4-5-2				
ALCORN STATE	11/16/18	79-54	w	DNP	2-4-1	7-7-1	DNP	12-2-4				
LIBERTY	11/19/18	79-70	w	DNP	0-1-1	2-4-0	DNP	10-7-0				
KENT STATE	11/23/18	75-77	L	DNP	0-3-0	5-6-2	DNP	8-5-2				
SAVANNAH STATE	11/27/18	120-85	w	0-0-0	4-1-0	20-13-3	3-0-1	11-3-3				

Vanderbilt Team Statistics

Opponent	Date	Score	Total		3-Pointers		Free throws		Rebounds				Other							
			fg-fga	pct	3fg-fga	pct	ft-fa	pct	off	def	tot	avg	pf	a	t/o	blk	stl	pts	avg	
WINTHROP	11/06/18	92-79	w	34-63	.540	10-30	.333	14-20	.700	5	30	35	35.0	19	15	11	7	4	92	92.0
at Southern California	11/11/18	82-78	w	27-71	.380	9-26	.346	19-30	.633	19	30	49	42.0	20	14	14	1	7	82	87.0
ALCORN STATE	11/16/18	79-54	w	29-64	.453	8-26	.308	13-17	.765	9	34	43	42.3	11	18	11	7	4	79	84.3
LIBERTY	11/19/18	79-70	w	26-52	.500	9-18	.500	18-28	.643	10	29	39	41.5	16	9	15	4	6	79	83.0
KENT STATE	11/23/18	75-77	L	27-58	.466	5-18	.278	16-27	.593	15	29	44	42.0	18	15	15	2	2	75	81.4
SAVANNAH STATE	11/27/18	120-85	w	42-67	.627	15-30	.500	21-25	.840	12	37	49	43.2	12	27	20	10	9	120	87.8
Vanderbilt		527		185-375	.493	56-148	.378	101-147	.687	70	189	259	43.2	96	98	86	31	32	527	87.8
Opponents		443		164-408	.402	50-158	.316	65-101	.644	68	139	207	34.5	122	67	76	15	53	443	73.8

Vanderbilt Opponent Statistics

Opponent	Date	Score	Total		3-Pointers		Free throws		Rebounds				Other							
			fg-fga	pct	3fg-fga	pct	ft-fa	pct	off	def	tot	avg	pf	a	t/o	blk	stl	pts	avg	
WINTHROP	11/06/18	92-79	w	29-68	.426	5-24	.208	16-24	.667	13	28	41	41.0	19	10	13	0	4	79	79.0
at Southern California	11/11/18	82-78	w	32-81	.395	4-19	.211	10-18	.556	21	26	47	44.0	26	9	11	5	8	78	78.5
ALCORN STATE	11/16/18	79-54	w	21-66	.318	6-22	.273	6-9	.667	12	27	39	42.3	18	9	14	0	8	54	70.3
LIBERTY	11/19/18	79-70	w	27-62	.435	7-26	.269	9-16	.563	7	22	29	39.0	21	9	11	3	8	70	70.2
KENT STATE	11/23/18	75-77	L	25-56	.446	12-24	.500	15-20	.750	4	20	24	36.0	20	15	8	5	13	77	71.6
SAVANNAH STATE	11/27/18	120-85	w	30-75	.400	16-43	.372	9-14	.643	11	16	27	34.5	18	15	19	2	12	85	73.8
Opponents		443		164-408	.402	50-158	.316	65-101	.644	68	139	207	34.5	122	67	76	15	53	443	73.8
Vanderbilt		527		185-375	.493	56-148	.378	101-147	.687	70	189	259	43.2	96	98	86	31	32	527	87.8



Vanderbilt Individual Highs

Vanderbilt Team Highs

Vanderbilt - INDIVIDUAL GAME HIGHS

Vanderbilt - TEAM GAME HIGHS

Points	33	GARLAND, Darius vs Liberty (11/19/18)
	24	GARLAND, Darius vs Winthrop (11/06/18)
	20	NESMITH, Aaron vs Savannah State (11/27/18)
	20	SHITTU, Simisola vs Kent State (11/23/18)
	20	SHITTU, Simisola vs Alcorn State (11/16/18)
Field Goals Made	12	GARLAND, Darius vs Liberty (11/19/18)
	9	SHITTU, Simisola vs Alcorn State (11/16/18)
	9	GARLAND, Darius vs Winthrop (11/06/18)
Field Goal Att.	18	GARLAND, Darius vs Liberty (11/19/18)
	15	SHITTU, Simisola vs Kent State (11/23/18)
	15	GARLAND, Darius vs Winthrop (11/06/18)
FG Pct (min 5 made)	.857 (6-7)	SHITTU, Simisola vs Savannah State (11/27/18)
	.833 (5-6)	TOYE, Joe vs Savannah State (11/27/18)
3-Point FG Made	5	GARLAND, Darius vs Liberty (11/19/18)
	4	RYAN, Matt vs Alcorn State (11/16/18)
	4	RYAN, Matt vs Winthrop (11/06/18)
3-Point FG Att.	11	RYAN, Matt vs Winthrop (11/06/18)
	8	RYAN, Matt vs Savannah State (11/27/18)
	8	GARLAND, Darius vs Liberty (11/19/18)
3-Pt FG Pct (min 2 made)	1.000 (3-3)	TOYE, Joe vs Savannah State (11/27/18)
	1.000 (2-2)	WETZELL, Yanni vs Savannah State (11/27/18)
Free Throws Made	9	LEE, Saben vs Liberty (11/19/18)
	6	SHITTU, Simisola vs Winthrop (11/06/18)
Free Throw Att.	14	LEE, Saben vs Liberty (11/19/18)
	9	SHITTU, Simisola vs Winthrop (11/06/18)
FT Pct (min 3 made)	1.000 (4-4)	NESMITH, Aaron vs Savannah State (11/27/18)
	1.000 (4-4)	GARLAND, Darius at Southern California (11/11/18)
	1.000 (3-3)	LEE, Saben at Southern California (11/11/18)
Rebounds	15	SHITTU, Simisola at Southern California (11/11/18)
	13	NESMITH, Aaron vs Savannah State (11/27/18)
Assists	6	LEE, Saben vs Alcorn State (11/16/18)
	5	SHITTU, Simisola vs Savannah State (11/27/18)
	5	MOYER, Matthew vs Savannah State (11/27/18)
	5	LEE, Saben vs Kent State (11/23/18)
	5	LEE, Saben vs Winthrop (11/06/18)
Steals	3	LEE, Saben vs Savannah State (11/27/18)
	3	NESMITH, Aaron vs Savannah State (11/27/18)
	3	SHITTU, Simisola at Southern California (11/11/18)
Blocked Shots	4	BROWN, Clevon vs Savannah State (11/27/18)
	3	BROWN, Clevon vs Liberty (11/19/18)
	3	SHITTU, Simisola vs Alcorn State (11/16/18)
Turnovers	6	LEE, Saben vs Kent State (11/23/18)
	6	GARLAND, Darius at Southern California (11/11/18)
Fouls	5	SHITTU, Simisola at Southern California (11/11/18)
	4	NESMITH, Aaron vs Savannah State (11/27/18)
	4	NESMITH, Aaron vs Kent State (11/23/18)
	4	SHITTU, Simisola vs Liberty (11/19/18)
	4	GARLAND, Darius at Southern California (11/11/18)
	4	LEE, Saben vs Winthrop (11/06/18)
Minutes	37	GARLAND, Darius vs Liberty (11/19/18)
	36	GARLAND, Darius at Southern California (11/11/18)
	36	GARLAND, Darius vs Winthrop (11/06/18)
	32	SHITTU, Simisola vs Kent State (11/23/18)

POINTS	120	SAVANNAH STATE (11/27/18)
	92	WINTHROP (11/06/18)
	82	at Southern California (11/11/18)
	79	LIBERTY (11/19/18)
	79	ALCORN STATE (11/16/18)
FIELD GOALS MADE	42	SAVANNAH STATE (11/27/18)
	34	WINTHROP (11/06/18)
FIELD GOAL ATTEMPTS	71	at Southern California (11/11/18)
	67	SAVANNAH STATE (11/27/18)
FIELD GOAL PERCENTAGE	.627 (42-67)	SAVANNAH STATE (11/27/18)
	.540 (34-63)	WINTHROP (11/06/18)
3 PT FIELD GOALS MADE	15	SAVANNAH STATE (11/27/18)
	10	WINTHROP (11/06/18)
3 PT FG ATTEMPTS	30	SAVANNAH STATE (11/27/18)
	30	WINTHROP (11/06/18)
3 PT FG PERCENTAGE	.500 (15-30)	SAVANNAH STATE (11/27/18)
	.500 (9-18)	LIBERTY (11/19/18)
FREE THROWS MADE	21	SAVANNAH STATE (11/27/18)
	19	at Southern California (11/11/18)
	19	at Southern California (11/11/18)
FREE THROW ATTEMPTS	30	LIBERTY (11/19/18)
	28	LIBERTY (11/19/18)
FREE THROW PERCENTAGE	.840 (21-25)	SAVANNAH STATE (11/27/18)
	.765 (13-17)	ALCORN STATE (11/16/18)
REBOUNDS	49	SAVANNAH STATE (11/27/18)
	49	at Southern California (11/11/18)
ASSISTS	27	SAVANNAH STATE (11/27/18)
	18	ALCORN STATE (11/16/18)
STEALS	9	SAVANNAH STATE (11/27/18)
	7	at Southern California (11/11/18)
BLOCKED SHOTS	10	SAVANNAH STATE (11/27/18)
	7	ALCORN STATE (11/16/18)
	7	WINTHROP (11/06/18)
TURNOVERS	20	SAVANNAH STATE (11/27/18)
	15	KENT STATE (11/23/18)
	15	LIBERTY (11/19/18)
FOULS	20	at Southern California (11/11/18)
	19	WINTHROP (11/06/18)
POINTS	85	SAVANNAH STATE (11/27/18)
	79	WINTHROP (11/06/18)
	78	at Southern California (11/11/18)
	77	KENT STATE (11/23/18)
	70	LIBERTY (11/19/18)
FIELD GOALS MADE	32	at Southern California (11/11/18)
	30	SAVANNAH STATE (11/27/18)
FIELD GOAL ATTEMPTS	81	at Southern California (11/11/18)
	75	SAVANNAH STATE (11/27/18)
FIELD GOAL PERCENTAGE	.446 (25-56)	KENT STATE (11/23/18)
	.435 (27-62)	LIBERTY (11/19/18)
3 PT FIELD GOALS MADE	16	SAVANNAH STATE (11/27/18)
	16	LIBERTY (11/19/18)
3 PT FG ATTEMPTS	43	SAVANNAH STATE (11/27/18)
	26	LIBERTY (11/19/18)
3 PT FG PERCENTAGE	.500 (12-24)	KENT STATE (11/23/18)
	.372 (16-43)	SAVANNAH STATE (11/27/18)
FREE THROWS MADE	16	WINTHROP (11/06/18)
	15	KENT STATE (11/23/18)
FREE THROW ATTEMPTS	24	WINTHROP (11/06/18)
	20	KENT STATE (11/23/18)
FREE THROW PERCENTAGE	.750 (15-20)	KENT STATE (11/23/18)
	.667 (16-24)	WINTHROP (11/06/18)
	.667 (6-9)	ALCORN STATE (11/16/18)
REBOUNDS	47	at Southern California (11/11/18)
	41	WINTHROP (11/06/18)
ASSISTS	15	SAVANNAH STATE (11/27/18)
	15	KENT STATE (11/23/18)
STEALS	13	KENT STATE (11/23/18)
	12	SAVANNAH STATE (11/27/18)
BLOCKED SHOTS	5	KENT STATE (11/23/18)
	5	at Southern California (11/11/18)
TURNOVERS	19	SAVANNAH STATE (11/27/18)
	14	ALCORN STATE (11/16/18)
FOULS	26	at Southern California (11/11/18)
	21	LIBERTY (11/19/18)

Opponent Individual Highs

OPPONENT INDIVIDUAL GAME HIGHS

Points	22	WALKER, Jaylin vs Kent State (11/23/18)
	21	JOSEPH, Collins vs Savannah State (11/27/18)
	21	SMITH, Nych vs Winthrop (11/06/18)
	19	Nick Rakocevic at Southern California (11/11/18)
	18	AVERY, Jalen vs Kent State (11/23/18)
	18	WILLIAMSON, CJ vs Kent State (11/23/18)
Field Goals Made	8	JOSEPH, Collins vs Savannah State (11/27/18)
	8	WALKER, Jaylin vs Kent State (11/23/18)
	8	Nick Rakocevic at Southern California (11/11/18)
Field Goal Att.	18	WALKER, Jaylin vs Kent State (11/23/18)
	17	Derryck Thornton at Southern California (11/11/18)
	17	SMITH, Nych vs Winthrop (11/06/18)
FG Pct (min 5 made)	.800 (8-10)	JOSEPH, Collins vs Savannah State (11/27/18)
	.714 (5-7)	JAMES, Scottie vs Liberty (11/19/18)
3-Point FG Made	5	DOTSON, Jaquan vs Savannah State (11/27/18)
	4	WALKER, Jaylin vs Kent State (11/23/18)
	4	AVERY, Jalen vs Kent State (11/23/18)
3-Point FG Att.	9	DOTSON, Jaquan vs Savannah State (11/27/18)
	9	CABBIL, Lovell vs Liberty (11/19/18)
3-Pt FG Pct (min 2 made)	.667 (2-3)	SMITH, Zaqquavian vs Savannah State (11/27/18)
	.667 (2-3)	Andrews, Deshaw vs Alcorn State (11/16/18)
Free Throws Made	5	WILLIAMSON, CJ vs Kent State (11/23/18)
	5	Crosby, Troymain vs Alcorn State (11/16/18)
	5	FERGUSON, Josh vs Winthrop (11/06/18)
	5	SMITH, Nych vs Winthrop (11/06/18)
Free Throw Att.	10	SMITH, Nych vs Winthrop (11/06/18)
	6	WILLIAMSON, CJ vs Kent State (11/23/18)
	6	CABBIL, Lovell vs Liberty (11/19/18)
	6	Crosby, Troymain vs Alcorn State (11/16/18)
	6	Nick Rakocevic at Southern California (11/11/18)
FT Pct (min 3 made)	1.000 (5-5)	FERGUSON, Josh vs Winthrop (11/06/18)
	1.000 (4-4)	WILLIAMS, Antonio vs Kent State (11/23/18)
Rebounds	18	Nick Rakocevic at Southern California (11/11/18)
	9	JAMES, Scottie vs Liberty (11/19/18)
	9	Shaquuan Aaron at Southern California (11/11/18)
	9	FERGUSON, Josh vs Winthrop (11/06/18)
Assists	5	JOSEPH, Collins vs Savannah State (11/27/18)
	4	Howard, Maurice vs Alcorn State (11/16/18)
Steals	5	HARPER, Tyrell vs Savannah State (11/27/18)
	4	DULING, BJ vs Kent State (11/23/18)
	4	WILLIAMSON, CJ vs Kent State (11/23/18)
Blocked Shots	2	HANSEN, Romani vs Savannah State (11/27/18)
	2	WHITTINGTON, Philip vs Kent State (11/23/18)
	2	Nick Rakocevic at Southern California (11/11/18)
	2	Kevin Porter Jr. at Southern California (11/11/18)
Turnovers	5	SAEED, Adam vs Savannah State (11/27/18)
	5	HARPER, Tyrell vs Savannah State (11/27/18)
	5	PICKETT, Adam vs Winthrop (11/06/18)
Fouls	5	WHITTINGTON, Philip vs Kent State (11/23/18)
	5	Jordan Usher at Southern California (11/11/18)
	5	Derryck Thornton at Southern California (11/11/18)
	5	Kevin Porter Jr. at Southern California (11/11/18)



THE LAST TIME...

VANDERBILT INDIVIDUALS

Scoring:

Scored 25 points – Riley LaChance (26), at LSU, 2/20/2018
Scored 30 points – Darius Garland (33), vs. Liberty, 11/19/2018
Scored 35 points – Billy McCaffrey (35), vs. Georgia, 2/24/1993
Scored 40 points – Shan Foster (42) vs. Mississippi State, 3/5/2008

Two Players Had 20 Points – Riley LaChance (26), Jeff Roberson (20) at LSU, 2/20/2018

Three Players Had 20 Points – Derrick Byars (28), Shan Foster (21) and Ross Neltner (20) vs. Toledo, 12/2/2006

Scored 20 Points in Two Straight Games – Jeff Roberson (26), Riley LaChance (21) vs. Florida (2/17/2018); Riley LaChance (26), Jeff Roberson (20) at LSU (2/20/2018)

Scored 20 Points in Three Straight Games – Jeff Roberson (22) vs. Miss. St., 2/14/18; Jeff Roberson (26) vs. Florida, 2/17/18; Jeff Roberson (20) at LSU, 2/20/18; Riley LaChance (21) vs. Florida, 2/17/18; Riley LaChance (26) at LSU, 2/20/18; Riley LaChance (23) vs. Texas A&M, 2/24/18

Scored 20 Points in Four Straight Games – Jeff Roberson (22), vs. Miss. St., 2/14/18; Jeff Roberson (26) vs. Florida, 2/17/18; Jeff Roberson (20) at LSU, 2/20/18; Jeff Roberson (21) vs. Texas A&M, 2/24/18

Scored 20 Points in Five Straight Games – Jeff Roberson (21) at Tennessee, 1/23/2018; vs. LSU (20), 1/20/2018; vs. TCU (20), 1/27/2018; at Kentucky (23), 1/30/2018; at Auburn (30), 2/3/2018

Scored 20 Points in Six Straight Games – Shan Foster vs. Georgia (29), 2/23/2008; vs. Tennessee (32), 2/26/2008; at Arkansas (22), 3/1/2008; vs. Mississippi State (42), 3/5/2008; at Alabama (21), 3/8/2008; vs. Auburn (26), 3/13/2008

Five Players Scored in Double Figures – Simisola Shittu (18), Matt Ryan (16), Saben Lee (12), Joe Toye (12), Darius Garland (24) vs. Winthrop, 11/6/2018

Seven Players Scored in Double Figures – Damian Jones (10), Wade Baldwin IV (20), Riley LaChance (10), Nolan Cressler (14), Joe Toye (10), Matthew Fisher-Davis (12), Josh Henderson (11), vs. Detroit (12/2/15)

Eight Players Scored in Double Figures – Aaron Nesmith (20), Simisola Shittu (17), Maxwell Evans (16), Yanni Wetzell (15), Joe Toye (13), Saben Lee (11), Matt Ryan (11), Matthew Moyer (10), vs. Savannah St., 11/27/2018

Four Players with 15 or more points – Jeff Roberson (19), Matthew Fisher-Davis (19),

Riley LaChance (19), Luke Kornet (16) vs. Kentucky, 1/10/2017

Double-Doubles:
Double-Double – Aaron Nesmith (20 points, 13 rebounds) vs. Savannah St., 11/27/2018
20-10 game – Aaron Nesmith (20 points, 13 rebounds) vs. Savannah St., 11/27/2018
30-10 game – Jeff Roberson (30 points, 10 rebounds) at Auburn, 2/3/2018
Back-to-back 20-10 games – Matt Freije vs. South Carolina (26 points, 11 rebounds) 1/28/04; vs. Kentucky (20 points, 11 rebounds) 1/31/04

Double-Double in Points and Rebounds – Aaron Nesmith (20 points, 13 rebounds) vs. Savannah St., 11/27/2018

Double-Double in Points and Assists – Wade Baldwin IV (15 points, 10 assists) vs. Western Michigan, 12/30/2015

Double-Double in Points and Blocks – Luke Kornet (11 points, 10 blocks) vs. Auburn (1/12/2016)

Double-Double in Points and Steals – Never

Double-Double in Two Consecutive games – Simisola Shittu (18 points, 10 rebounds) vs. Winthrop, 11/6/18; (14 points, 15 rebounds) at USC

Double-Double in three consecutive games – Jeff Roberson vs. Austin Peay (13 points, 10 rebounds) 11/10/2017; at Belmont (13 points, 12 rebounds) 11/10/2017; vs. UNC Asheville (17 points, 12 rebounds) 11/10/2017

Two players record double-double – Damian Jones (24 points, 12 rebounds), Luke Kornet (10 points, 10 rebounds) vs. Trevecca, 11/16/2014

Triple-Doubles:
Triple-Double – Luke Kornet (11 points, 11 rebounds, 10 blocks) vs. Auburn, 1/12/16; Brad Tinsley (11 points, 10 rebounds, 10 assists) vs. Presbyterian, 11/12/2010

Field Goals:
Made 10 FG in a game – Jeff Roberson (10) at Auburn, 2/3/2018

Made 11 FG in a game – Matthew Fisher-Davis (11) vs. Auburn, 1/4/2017

Made 12 FG in a game – Darius Garland (12) vs. Liberty, 11/19/2018

Made 16 FG in a game – Shan Foster (16) vs. Mississippi State, 3/5/2008

Attempted 15 FG in a game – Darius Garland (15) vs. Winthrop, 11/6/2018

Attempted 16 FG in a game – Riley LaChance (16) vs. Missouri, 2/27/2018

Attempted 17 FG in a game – Jeff Roberson (17) at Auburn, 2/3/2018

Attempted 18 FG in a game – Darius Garland (18) vs. Liberty, 11/19/2018

Attempted 19 FG in a game – Rod Odom (19) vs. Missouri, 1/16/14

Attempted 20 FG in a game – Jeff Roberson (20), vs. Texas A&M, 2/24/18

Three-Pointers:
Made 5 3-pointers in a game – Darius Garland (5) vs. Liberty, 11/19/2018
Made 6 3-pointers in a game – Riley LaChance (6) vs. Texas A&M, 2/24/18
Made 7 3-pointers in a game – Matthew Fisher-Davis (7) vs. Auburn, 1/4/2017
Made 8 3-pointers in a game – Shan Foster (8) vs. UMass, 1/5/2008
Made 9 3-pointers in a game – Shan Foster (9) vs. Mississippi State, 3/5/2008
Attempted 10 3-pointers in a game – Riley LaChance (10) vs. Missouri, 2/27/2018
Attempted 15 3-pointers in a game – John Jenkins (16) vs. Oregon, 11/11/2011

Free Throws:
Made 10 FT in a game – Jeff Roberson (10), at Kentucky, 1/30/2018
Made 12 FT in a game – Jeff Roberson (12) vs. Florida, 2/17/2018
Made 13 FT in a game – A.J. Ogilvy (13) vs. DePaul, 12/5/2009
Made 18 FT in a game – Matt Freije (18) vs. Indiana, 11/24/2003
Attempted 12 FT in a game – Jeff Roberson (12) vs. Florida, 2/17/2018
Attempted 14 FT in a game – Saben Lee (14) vs. Liberty, 11/19/2018
Attempted 15 FT in a game – Saben Lee (16) vs. Kansas St., 12/3/2017

Rebounds:
10 Rebounds in a game – Aaron Nesmith (13), vs. Savannah St., 11/27/2018
15 Rebounds in a game – Simisola Shittu (15), at USC, 11/11/2018
10+ Rebounds in Three Consecutive Games – Jeff Roberson vs. Austin Peay (10) 11/10/2017; at Belmont (12) 11/10/2017; vs. UNC Asheville (12) 11/10/2017

Assists:
8 Assists – Riley LaChance (8) vs. Miss. St. (2/14/18)
9 Assists – Saben Lee (9) vs. Texas A&M, 2/24/18
10 Assists – Wade Baldwin IV (10) vs. Auburn, 1/12/16
11 Assists – Mario Moore (13) vs. Arkansas, 2/19/2005
12 Assists – Mario Moore (13) vs. Arkansas, 2/19/2005
13 Assists – Mario Moore (13) vs. Arkansas, 2/19/2005
14 Assists – Billy McCaffrey (14) vs. Kentucky, 1/13/1993
5+ Assists in Four Consecutive Games – Wade Baldwin IV (8) vs. Texas A&M, 2/4/16; (9) at Ole Miss, 2/6/16; (7) vs. Missouri, 2/10/16; (7) at Auburn, 2/13/16; (9) at Miss. St., 2/16/16; (7) vs. Georgia, 2/20/16
8+ Assists in Two Consecutive Games – Atiba Prater (9) at Georgia, 2/2/2000; (9) vs. Boston College, 2/6/2000

Blocks:
4 Blocked Shots – Clevon Brown (4) vs. Savannah St., 11/27/2018
5 Blocked Shots – Luke Kornet (5) vs. Texas A&M, 2/16/2017
6 Blocked Shots – Luke Kornet (6) at Texas A&M, 3/5/2016

7 Blocked Shots – Clevon Brown (8) at Ole Miss, 3/3/2018
10 Blocked Shots – Luke Kornet (10) vs. Auburn, 1/12/16

Steals:
4 Steals – Jeff Roberson (4) vs. Missouri, 2/27/2018
5 Steals – Riley LaChance (5) vs. Penn, 12/22/2014
6 Steals – Dan Cage (6) vs. Furman, 11/28/2006
7 Steals – James Strong (8) vs. Morehead State, 11/24/1998
8 Steals – James Strong (8) vs. Morehead State, 11/24/1998

Minutes:
Played every minute – Jeff Roberson at Ole Miss, 3/3/2018
Played over 40 minutes – Jeff Roberson (43), at Kentucky, 1/30/2018
All 5 starters played 40 minutes – Steve Tchiengang (40), Brad Tinsley (40), Lance Goulbourne (41), Jeffery Taylor (41), and John Jenkins (41), at Louisville, 12/2/2011

Fouls:
Technical Foul – Matt Ryan, Simisola Shittu, vs. Liberty, 11/19/2018
Fouled Out – Simisola Shittu, at USC, 11/11/18
Two Players Fouled Out – Riley LaChance, Djery Baptiste, vs. Kansas St., 12/3/2017
Three Players Fouled Out – Saben Lee, Clevon Brown, Djery Baptiste vs. Tennessee, 1/9/2018

TEAM

Started the game with Opponent Technical Foul – Furman bench, 12/22/2008
Scored 95 or more points – 120 vs. Savannah St., 11/27/2018 (W, 120-85)
Scored 100 or more points – 120 vs. Savannah St., 11/27/2018 (W, 120-85)
Scored 100 or more points (SEC game) – 102 at Ole Miss, 2/16/2012 (W, 102-76)
Scored 110 or more points – 120 vs. Savannah St., 11/27/2018 (W, 120-85)
Scored 110 or more points (SEC game) – 111 vs. Alabama 2/21/1972 (W, 111-91)
Scored 120 or more points – 120 vs. Savannah St., 11/27/2018 (W, 120-85)
Scored 120 or more points (SEC game) – 130 vs. Ole Miss 12/22/1970 (W, 130-112)
Scored 130 or more points – 130 vs. Ole Miss 12/22/1970 (W, 130-112)
Scored Less than 50 points – 42 vs. Virginia (42), 11/23/2017
Scored Less than 40 points – 38 at Tennessee (L, 76-38), 3/1/2014
Scored 20 or less points in half – 17 (1st half), vs. Virginia, 11/23/2017 (L, 42-68)
Scored 90+ points in three consecutive games – 95 vs. Bradley, 11/24/2007 (W, 95-86); 91 vs. South Alabama, 11/29/2007 (W, 91-88); vs. Georgia Tech, 12/1/2007 (W, 92-79)
Allowed 90 or more points – 91, at Auburn, 2/3/2018 (L, 93-81)
Allowed 100 or more points – 106, Kentucky, 3/5/2003 (L, 44-106)
Allowed Less than 50 points – 48,

THE LAST TIME...

vs. Houston Baptist, 12/20/2017 (W, 81-48)
Allowed 40 or Less points – 31, at Mississippi State, 2/23/2013 (W, 72-31)
Shot 60% or better – .627 vs. Savannah St., 11/27/18 (W, 120-85)
Shot 60% or better from three – .643 vs. Purdue, 12/13/14 (W, 81-71)
Shot over 67% FG – .679 vs. TSU, 12/19/2009 (W, 84-71)
Shot lower than 30% – .250 at Arkansas 2/10/18 (L, 54-72)
Allowed 60% shooting – .625 at LSU, 2/20/2018 (L, 78-88)
Scored 100 points in two consecutive games – 111 vs. North Alabama 12/20/1980 (W, 111-79) and 111 vs. Memphis 12/23/1980 (W, 111-96)
Scored 100 points in three consecutive games – Never
Scored 100 points in Consecutive SEC games – 104 vs. LSU 2/19/1972 (W, 104-83) and 111 vs. Alabama 2/21/1972 (W, 111-91)
Won game by 70 points or more – 71 vs. Union (Tenn.) (W, 95-24), 1911-12
Won game by 60 points or more – 71 vs. Union (Tenn.) (W, 95-24), 1911-12
Won game by 50 points or more – 50 vs. Detroit (W, 102-52) 12/2/2015
Lost by 25 or More Points – vs. Virginia, 11/23/17 (L, 68-42)
Game decided by one point – vs. Miss. St. (2/14/18) (W, 81-80)
Two consecutive games decided by one point – at South Carolina (L, 70-71) 1/7/1998 and Tennessee (W, 80-79) 1/10/1998
Three consecutive games decided by one point – Never
Shot 90% or Better from Free Throw Line (min. 10 att.) – 91.7% vs. Florida, 2/17/2018 (22-24)
Shot less than 50% from Free Throw Line – 46.9% vs. Morgan State (15-32) 11/23/13
Shot less than 20% from 3PT – .158 (3-19) vs. Wichita State 3/15/16 (L, 70-50)
Attempted 30 FT – 30 (20-30) vs. LSU, 1/20/2018
Attempted 35 FT – 39 (29-39) at Tennessee, 1/20/2016
Attempted 40 FT – 42 (29-42) vs. Florida, 2/3/2015
Attempted five or less FT – 3 at Texas A&M, 1/31/2017
Made 30 FT – 38, vs. Western Carolina, 12/16/14
Made 15 3FG – 17 vs. Alcorn St., 12/22/2017
Won an Overtime Game – vs. Florida 3/10/2017 (W, 72-62)
Lost an Overtime Game – at Kentucky, 1/30/2018 (L, 81-83)
Played Two Overtimes – vs. Yale 1/3/15 (W, 79-74)
Played Three Overtimes – at Ole Miss 2/17/1982 (L, 51-48)
Played Four Overtimes – at Ole Miss 2/17/1982 (L, 51-48)
Played consecutive games that went to overtime – vs. Xavier 11/28/2011 (L, 82-70) and at Louisville, 12/2/2011 (L, 62-60)
Had 20 Turnovers – 20, vs. Savannah St., 11/27/2018
Had 10 Blocks – 10, vs. Savannah St., 11/27/2018

OPPONENT - INDIVIDUALS

Scoring:
Scored 25 points – Tremont Waters (28) at LSU, 2/20/2018
Scored 30 points – Shai Gilgeous-Alexander (30) at Kentucky, 1/30/2018
Scored 35 points – Grant Williams (37), vs. Tennessee, 1/9/2018
Scored 40 points – Morris Almond (44), Rice, 1/3/2007
Three Players Had 20 Points – Grant Williams (37), Admiral Schofield (22), vs. Tennessee, 1/9/2018
Five Players Scored in Double Figures Deandre Burnett (17), Terence Davis (17), Breein Tyree (11), Justas Furmanavicius (11), Sebastian Saiz (10), vs. Ole Miss, 2/4/2017
Six Players Scored in Double Figures – Bam Doyno (22), Dwayne Curtis (12), Todd Abernethy (11), Clarence Sanders (11), Polynice (10) and Williams (10), vs. Ole Miss, 1/27/2007
Four Players with 15 or more points – Erik Daniels (20), Marquis Estill (17), Kelenna Azubuike (16) and Gerald Fitch (15) vs. Kentucky, 3/5/2003

Double-Doubles:
Double-Double – Nick Rakocevic (19 points, 18 rebounds) at USC, 11/11/2018
Triple-Double – Sam Muldrow (16 points, 14 rebounds and 10 blocks) at South Carolina, 1/8/2010
20-10 game – Dylan Windler (24 points, 11 rebounds), at Belmont, 11/13/2017
30-10 game – Ben Simmons (36 points, 14 rebounds), LSU, 1/2/2016

Double-Double in Points and Rebounds – Nick Rakocevic (19 points, 18 rebounds) at USC, 11/11/2018
Double-Double in Points and Assists – Nick Calathes (15 points, 10 assists) at Florida, 1/27/2008
Two players record double-doubles – Prince Ibeh (13 points, 11 rebounds), Kerwin Roach, Jr. (15 points, 11 rebounds), at Texas, 1/30/2016

Field Goals:
Made 10 FG in a game – Tremont Waters (10) at LSU, 2/20/2018
Made 11 FG in a game – Tyler Davis (11), vs. Texas A&M, 2/16/2017
Made 12 FG in a game – Shai Gilgeous-Alexander (12) at Kentucky, 1/30/2018
Made 13 FG in a game – Duop Reath (13) vs. LSU, 1/20/2018
Attempted 15 FG in a game – Chris Silva (15) at South Carolina, 1/6/2018
Attempted 16 FG in a game – Jordan Usher, Nick Rakocevic (16) at USC, 11/11/2018
Attempted 17 FG in a game – Derryck Thornton (17), at USC, 11/11/2018
Attempted 18 FG in a game – Jaylin Walker (18) vs. Kent State, 11/23/2018
Attempted 19 FG in a game – Shai Gilgeous-Alexander (19) at Kentucky, 1/30/2018
Attempted 20 FG in a game – Duop Reath (20) vs. LSU, 1/20/2018

Attempted 25 FG in a game - Malik Monk (25) at Kentucky, 2/28/2017

Three-Pointers:
Made 5 3-pointers in a game – Jaquan Dotson (5), vs. Savannah St., 11/27/2018
Made 6 3-pointers in a game – Jamal Murray, vs. Kentucky (6), 2/27/16
Made 7 3-pointers in a game – Chandler Parsons (7) vs. Florida, 1/25/2009
Made 8 3-pointers in a game– Brian Sullivan (8) vs. Miami (OH), 1/2/2012
Attempted 10 3-pointers in a game – Jordan McLaughlin (11), vs. USC, 11/19/2017

Free Throws:
Made 10 FT in a game – Grant Williams (12) at Tennessee, 1/23/2018
Made 16 FT in a game – Ben Simmons (16), LSU, 1/2/2016
Made 17 FT in a game – Morris Almond (17) at Rice, 1/3/2007
Attempted 10 FT in a game – Nych Smith s. Winthrop, 11/6/2018
Attempted 13 FT in a game - Ian Dubose (13) vs. Houston Baptist, 12/20/2017
Attempted 14 FT in a game - Grant Williams, (14) at Tennessee, 1/23/2018
Attempted 15 FT in a game – Grant Williams (15) vs. Tennessee, 1/9/2018

Rebounds:
10 Rebounds in a game – Duop Reath (13) vs. LSU, 1/20/2018
15 Rebounds in a game – Sebastian Saiz (15), vs. Ole Miss, 2/4/2017
18 Rebounds in a game – Nick Rakocevic (18) at USC, 11/11/2018
19 Rebounds in a game – Omar Samhan (19) at St. Mary's, 11/20/2009
20 Rebounds in a game – Roy Rogers (20) at Alabama, 1/3/1996

Assists
8 Assists – Lamar Peters (8) vs. Miss. St. (2/14/18)
9 Assists – Tremont Waters (9) at LSU, 2/20/2018
10 Assists – Alex Caruso (10) at Texas A&M, 1/31/2015
11 Assists – Dee Bost (11) vs. Mississippi State, 3/11/2011
12 Assists – Jared Harper (14) at Auburn, 2/3/2018

Blocks:
4 Blocked Shots – Kevarrius Hayes (4), at Florida, 12/30/2017
5 Blocked Shots – Karl-Anthony Towns, (7), at Kentucky, 1/20/15
6 Blocked Shots – Reggie Lynch, (6), vs. Minnesota, 12/3/16
7 Blocked Shots – Daniel Gafford, (7), at Arkansas, 2/10/18
8 Blocked Shots – Jarvis Varnado (9) vs. Mississippi State, 2/3/2010
10 Blocked Shots – Sam Muldrow (10) at South Carolina, 1/8/2011

Steals:
5 Steals – Tyrell Harper (5) vs. Savannah St., 11/27/2018

6 Steals – Jajuan Johnson (6) vs. Marquette, 11/11/2016
7 Steals – Aaron Lucas (7) at South Carolina, 1/19/2002
8 Steals – Steve Wojciechowski (8) at Duke, 11/22/1996
Two players with 3 steals – Tyrell Harper (5), Romani Hansen (3) vs. Savannah St., 11/27/2018

Minutes:
Played every minute – Jordan Barnett vs. Missouri, 2/27/2018
Played over 40 minutes – Kevin Knox (40), at Kentucky, 1/30/2018

Fouls:
Technical Foul – Keegan McDowell, vs. Liberty, 11/19/2018
Fouled Out – Philip Whittington vs. Kent State, 11/23/2018
Three Players Fouled Out – Jordan Usher, Derryck Thornton, Kevin Porter, Jr. at USC, 11/11/2018

OPPONENT - TEAM

Scored 90 or more points at Memorial Gym – 92 vs. Tennessee, 1/9/2018 (L, 84-92)
Scored 100 or more points – 106 at Kentucky 3/5/2003 (L, 44-106)
Scored 110 or more points – 120 vs. Kentucky 2/7/1996 (L, 81-120)
Scored 120 or more points – 120 vs. Kentucky 2/7/1996 (L, 81-120)
Scored 130 or more points – Never
Scored Less than 50 points – 41 vs. Texas A&M, 3/9/17 (W, 66-41)
Scored Less than 40 points – 31 at Mississippi State, 2/23/2013 (W, 72-31)
Shot 50% or Better - .578 vs. Missouri, 2/27/2018 (Missouri, 74-66)
Shot 60% or Better - .625 at LSU (LSU 88, VU 78), 2/20/2018
Shot 60% or Better from 3PT - .654 (17-26), at Auburn, 2/3/2018
Shot less than 30% FG– .262 (16-61), vs. Houston Baptist, 12/20/2017 (W, 81-48)
Shot less than 15% from 3PT– .056 (1-18), vs. Houston Baptist, 12/20/2017 (W, 81-48)
Held Opponent Without a 3-Pointer – vs. Nebraska, 11/18/10 (W, 59-49)
Shot 90% or Better from Free Throw Line – 90.0, at Florida, 12/30/2017 (27-30)
Shot less than 50% from Free Throw Line – .467, vs. Minnesota, 12/3/2016 (L, 52-56)
Attempted 30 FT – 32, vs. Texas A&M, 2/24/18
Attempted 40 FT – 42 at Mississippi State, 2/12/2007
Attempted 45 or More FT – 49 at South Carolina, 1/28/2009
Attempted Zero FT – vs. TCU, 1/27/2018
Attempted five or less FT – 1 vs. Miami (OH), 1/2/2012
Made 30 FT – 32, at South Carolina, 1/28/2009
Made 0 FT – vs. TCU, 1/27/2018
Made 12 3PT – 12, vs. Missouri, 2/27/2018
Made 15 3PT – 16, vs. Savannah St., 11/27/2018
Attempted 30 or more 3PT – 43 vs. Savannah St., 11/27/2018
Had 20 Turnovers – 20 vs. MTSU, 12/21/2012



CLEVON BROWN

15 Junior, Forward
6'8" 240 lbs.
San Antonio, Texas
Churchill HS

SEASON HIGHS

- Points:** 8, at USC (11/11/18)
- FG Made:** 4, at USC (11/11/18)
- FG Atts:** 8, at USC (11/11/18)
- 3FG Made:**
- 3FG Atts:** 2, at USC (11/11/18)
- FT Made:** 2, vs. Savannah St. (11/27/18)
- FT Atts:** 3, at USC (11/11/18)
- Rebounds:** 6, vs. Winthrop (11/6/18)
- Assists:** 1, 2x, last vs. Liberty (11/19/18)
- Turnovers:** 2, vs. Winthrop (11/6/18)
- Blocks:** 4, vs. Savannah St. (11/27/18)
- Steals:** 1, 2x, last vs. Liberty (11/19/18)
- Minutes:** 19, 2x, last vs. Alcorn St. (11/16/18)

CAREER HIGHS

- Points:** 13, vs. Austin Peay (11/10/17)
- FG Made:** 6, vs. Austin Peay (11/10/17)
- FG Atts:** 11, vs. Austin Peay (11/10/17)
- 3FG Made:** 2, 2x, last at Missouri (2/11/17)
- 3FG Atts:** 3, 2x, at Missouri (2/11/17)
- FT Made:** 2, 4x, last vs. Savannah St. (11/27/18)
- FT Atts:** 4, vs. Texas A&M (2/16/17)
- Rebounds:** 7, at Kentucky (1/30/18)
- Assists:** 1, 5x, last at Tennessee (1/23/18)
- Turnovers:** 4, at Auburn (2/3/18)
- Blocks:** 8, at Ole Miss (3/3/18)
- Steals:** 2, vs. Austin Peay (11/10/17)
- Minutes:** 31, at Kentucky (1/30/18)

BROWN NOTEBOOK

- ✪ Made first start of the season against Savannah State.
- ✪ Tallied eight points and four rebounds in win at USC; had three blocks vs. Liberty.
- ✪ Played in 32 games and made four starts in 2017-18. Averaged 3.9 points and 3.1 rebounds per game.
- ✪ Tallied a career-high eight blocks at Ole Miss. Also added six points and four rebounds. Most blocks for a Commodore since Luke Kornet had 10 vs. Auburn on 1/12/16
- ✪ Played career-high in minutes against TCU (26) and Kentucky (31). Had career-high 7 rebounds at UK.
- ✪ Scored a career-high 13 points in win over Austin Peay. Also set new career bests in field goals made and steals, and tied a career high in rebounds and blocks.
- ✪ Played in 34 games and averaged 1.6 points and 1.5 rebounds per game as a freshman in 2016-17.
- ✪ Signed with the Commodores in November of 2015.
- ✪ Made career debut vs. Marquette, scored five points against Golden Eagles; scored career-high six points vs. Norfolk State.
- ✪ Was ranked as the 9th-best player in the state of Texas by Texas Hoops, and the 126th-ranked player nationally by Rivals.com.
- ✪ Ranked as the 26th-ranked power forward in the country by Scout.com, he also received offers from Texas, Illinois, Notre Dame, and Auburn.

BROWN GAME-BY-GAME (JUNIOR)

Opponent	M	FG-A	3P-A	FT-A	Reb	PF	A	T	B	S	PTS
N6 Winthrop	19	3-5	0-1	0-0	6	3	0	2	2	0	6
N11 @USC	18	4-8	0-2	0-3	4	2	0	0	1	1	8
N16 Alcorn State	19	1-4	0-0	0-0	4	2	1	0	1	0	2
N19 Liberty	11	0-1	0-0	0-0	1	1	1	1	3	1	0
N23 Kent State	6	0-2	0-0	0-0	3	1	0	0	0	0	0
N27 Savannah State*	20	1-2	0-0	2-2	1	0	0	0	4	1	4
D1 vs. N.C. State											
D5 Middle Tennessee											
D17 Arizona State											
D22 vs. Kansas State											
D29 Tennessee State											
D31 UNC Asheville											
J5 Ole Miss											
J9 @Georgia											
J12 @Kentucky											
J16 South Carolina											
J19 Mississippi State											
J23 Tennessee											
J26 @Oklahoma											
J29 Kentucky											
F2 @Missouri											
F5 @Arkansas											
F9 Alabama											
F13 @Florida											
F16 Auburn											
F19 @Tennessee											
F23 @Alabama											
F27 Florida											
M2 @Texas A&M											
M6 Arkansas											
M9 @LSU											

Brown's Overall Statistics at Vanderbilt																											
Year	GP	GS	Min	Avg	FG	FGA	Pct	3FG	3FGA	Pct	FT	FTA	Pct	Off	Def	Tot	Avg	PF	FO	Ast	TO	Blk	Stl	Pts	Avg		
2016-17	34	0	258	7.6	20	51	.392	8	27	.296	7	12	.583	16	34	50	1.5	35	0	3	16	14	1	55	1.6		
2017-18	32	4	543	17.0	51	112	.455	11	46	.239	12	26	.462	42	56	98	3.1	67	3	7	27	43	9	125	3.9		
2018-19	6	1	93	15.5	9	22	.409	0	3	.000	2	5	.400	13	6	19	3.2	9	0	2	3	11	3	20	3.3		
TOTAL	72	5	834	12.4	80	185	.432	19	76	.250	21	43	.488	71	96	167	2.3	111	3	12	46	68	13	200	2.8		

Brown's SEC Statistics at Vanderbilt																											
Year	GP	GS	Min	Avg	FG	FGA	Pct	3FG	3FGA	Pct	FT	FTA	Pct	Off	Def	Tot	Avg	PF	FO	Ast	TO	Blk	Stl	Pts	Avg		
2016-17	17	0	118	6.9	10	24	.417	3	12	.250	3	7	.429	8	15	23	1.4	17	0	2	7	9	0	26	1.5		
2017-18	18	3	350	19.4	28	61	.459	8	25	.320	7	15	.467	27	39	66	3.7	42	2	5	20	29	5	71	3.9		
TOTAL	35	3	468	13.4	38	85	.447	11	37	.297	10	22	.455	35	54	89	2.5	59	2	7	27	38	5	97	2.8		



MAXWELL EVANS

3

Sophomore, Guard
6'2" 192 lbs.
Houston, Texas
Bellaire HS

SEASON HIGHS

Points: 16, vs. Savannah St. (11/27/18)
FG Made: 6, vs. Savannah St. (11/27/18)
FG Atts: 9, vs. Savannah St. (11/27/18)
3FG Made: 2, vs. Savannah St. (11/27/18)
3FG Atts: 4, vs. Savannah St. (11/27/18)
FT Made: 2, vs. Savannah St. (11/27/18)
FT Atts: 4, vs. Kent St. (11/23/18)
Rebounds: 4, 2x, last vs. Savannah St. (11/27/18)
Assists: 3, vs. Savannah St. (11/27/18)
Turnovers: 3, vs. Savannah St. (11/27/18)
Blocks: 1, vs. Savannah St. (11/27/18)
Steals: 1, vs. Alcorn St. (11/17/18)
Minutes: 26, vs. Savannah St. (11/27/18)

CAREER HIGHS

Points: 16, vs. Savannah St. (11/27/18)
FG Made: 6, 2x, vs. Savannah St. (11/27/18)
FG Atts: 10, vs. Houston Baptist (12/20/17)
3FG Made: 3, vs. Texas A&M (2/24/18)
3FG Atts: 6, vs. Alabama (1/2/18)
FT Made: 8, at Arkansas (2/10/18)
FT Atts: 9, at Arkansas (2/10/18)
Rebounds: 9, at Arkansas (2/10/18)
Assists: 3, 2x, last vs. Savannah St. (11/27/18)
Turnovers: 4, at S. Carolina (1/6/18)
Blocks: 1, vs. Savannah St. (11/27/18)
Steals: 1, 8x, last vs. Savannah St. (11/27/18)
Minutes: 29, at Auburn (2/3/18)

MISCELLANEOUS

EVANS NOTEBOOK

- ☛ Scored a career-high 16 points in season-best 26 minutes against Savannah State.
- ☛ Played season-high 21 minutes against Kent State and scored eight points.
- ☛ Played in 29 games and made 15 starts as a true freshman...Averaged 3.9 points and 1.9 rebounds per game.
- ☛ Tied a career high with 14 points at Ole Miss - all of which came in first half.
- ☛ Scored eight points on 8-9 shooting from the FT line against Razorbacks; also had career-high nine rebounds.
- ☛ Tallied 13 points at Auburn in a career-best 29 minutes.
- ☛ Scored career-high 14 points, all in the second half, against Houston Baptist.
- ☛ 6'2 guard from Bellaire High School in Houston, Texas, was the number 16-ranked prospect in the state of Texas and 247sports.com ranked him as the 11th-ranked combo guard nationally at the end of his junior season.
- ☛ Chose the Commodores over Purdue, Northwestern, and Kansas State.
- ☛ Four-year starter and captain who averaged 32.7 points, 7.1 rebounds, 6.5 assists, 3.2 steals, and 2.0 blocks as a senior at Bellaire, where he played for coach Bruce Glover.
- ☛ Son of Carlis and Sharon...Is a triplet with sisters Megan and Maya, who each play volleyball at Alabama A&M... Also has an older brother Denzel, who is a running back at the University of Kansas...Advice to young people: "Always work hard on what you want to achieve."

EVANS GAME-BY-GAME (SOPHOMORE)

Opponent	M	FG-A	3P-A	FT-A	Reb	PF	A	T	B	S	PTS
N6 Winthrop	3	0-0	0-0	0-0	0	0	0	0	0	0	0
N11 @USC	2	0-1	0-1	0-1	0	0	0	0	0	0	0
N16 Alcorn State	7	2-3	0-1	0-0	1	1	0	0	0	1	4
N19 Liberty	DNP										
N23 Kent State	21	3-7	1-1	1-4	4	0	1	0	0	0	8
N27 Savannah State	26	6-9	2-4	2-2	4	1	3	3	1	0	16
D1 vs. N.C. State											
D5 Middle Tennessee											
D17 Arizona State											
D22 vs. Kansas State											
D29 Tennessee State											
D31 UNC Asheville											
J5 Ole Miss											
J9 @Georgia											
J12 @Kentucky											
J16 South Carolina											
J19 Mississippi State											
J23 Tennessee											
J26 @Oklahoma											
J29 Kentucky											
F2 @Missouri											
F5 @Arkansas											
F9 Alabama											
F13 @Florida											
F16 Auburn											
F19 @Tennessee											
F23 @Alabama											
F27 Florida											
M2 @Texas A&M											
M6 Arkansas											
M9 @LSU											

Evans' Overall Statistics at Vanderbilt

Year	GP	GS	Min	Avg	FG	FGA	Pct	3FG	3FGA	Pct	FT	FTA	Pct	Off	Def	Tot	Avg	PF	FO	Ast	TO	Blk	Stl	Pts	Avg
2017-18	29	15	378	13.0	34	95	.358	18	54	.333	28	33	.848	15	41	56	1.9	33	0	14	25	0	9	114	3.9
2018-19	5	0	60	12.0	11	20	.550	3	7	.429	3	7	.429	4	5	9	1.8	3	0	4	3	1	1	28	5.6
TOTAL	34	15	438	12.9	45	115	.391	21	61	.344	31	40	.775	19	46	65	1.9	36	0	18	28	1	10	142	4.2

Evans' SEC Statistics at Vanderbilt

Year	GP	GS	Min	Avg	FG	FGA	Pct	3FG	3FGA	Pct	FT	FTA	Pct	Off	Def	Tot	Avg	PF	FO	Ast	TO	Blk	Stl	Pts	Avg
2017-18	17	12	257	15.1	18	52	.346	12	32	.375	26	30	.867	13	28	41	2.4	24	0	7	19	0	6	74	4.4
TOTAL	17	12	257	15.1	18	52	.346	12	32	.375	26	30	.867	13	28	41	2.4	24	0	7	19	0	6	74	4.4



DARIUS GARLAND

10 Freshman, Guard
6'2" 175 lbs.
Nashville, Tenn.
Brentwood Academy

SEASON HIGHS

- Points:** 33, vs. Liberty (11/19/18)
- FG Made:** 12, vs. Liberty (11/19/18)
- FG Atts:** 18, vs. Liberty (11/19/18)
- 3FG Made:** 5, vs. Liberty (11/19/18)
- 3FG Atts:** 8, vs. Liberty (11/19/18)
- FT Made:** 4, 2x, last vs. Liberty (11/19/18)
- FT Atts:** 5, 2x, last vs. Liberty (11/19/18)
- Rebounds:** 7, vs. Alcorn St. (11/16/18)
- Assists:** 4, 3x, last vs. Liberty (11/19/18)
- Turnovers:** 6, at USC (11/11/18)
- Blocks:** 2, vs. Winthrop (11/6/18)
- Steals:** 2, vs. Winthrop (11/6/18)
- Minutes:** 37, vs. Liberty (11/19/18)

CAREER HIGHS

- Points:** 33, vs. Liberty (11/19/18)
- FG Made:** 12, vs. Liberty (11/19/18)
- FG Atts:** 18, vs. Liberty (11/19/18)
- 3FG Made:** 5, vs. Liberty (11/19/18)
- 3FG Atts:** 8, vs. Liberty (11/19/18)
- FT Made:** 4, 2x, last vs. Liberty (11/19/18)
- FT Atts:** 5, 2x, last vs. Liberty (11/19/18)
- Rebounds:** 7, vs. Alcorn St. (11/16/18)
- Assists:** 4, 3x, last vs. Liberty (11/19/18)
- Turnovers:** 6, at USC (11/11/18)
- Blocks:** 2, vs. Winthrop (11/6/18)
- Steals:** 2, vs. Winthrop (11/6/18)
- Minutes:** 37, vs. Liberty (11/19/18)

GARLAND NOTEBOOK

- ✦ Injured meniscus in left knee vs. Kent State and will miss the remainder of the season.
- ✦ Scored 33 points vs. Liberty, the second-most ever by a Commodore freshman and the second-most by a Vanderbilt player since 1996-97.
- ✦ Named the SEC Freshman of the Week after averaging 21.5 points, 4.0 rebounds, 2.5 assists, 1.0 block, and 1.5 steals in two Commodore victories
- ✦ Tallied 24 points, four assists, three rebounds, two steals, and two blocks in his collegiate debut vs. Winthrop.
- ✦ Garland, from Nashville, Tenn. and the Brentwood Academy, signed his National Letter of Intent with the Commodores in November in 2017. A consensus five-star recruit by most recruiting services, Garland enters the Vanderbilt program as one of the nation's best incoming point guards.
- ✦ Attended Brentwood Academy and won a TSSAA-record-tying four state championships with the Eagles and became only the second player in state history to claim three consecutive Mr. Basketball awards (Brentwood Academy's Brandan Wright - 2004 to 2006).
- ✦ Averaged 28.6 points per game as a senior and shot 59.7 percent from the field.
- ✦ Named a 2018 McDonald's All-American and a Naismith National Player of the Year semifinalist, becoming only the second Commodore to be named a McDonald's All-American (class of 2018 signee Simi Shittu) and the first named as a Naismith semifinalist. Also a Jordan Brand nominee.
- ✦ Named the Gatorade Tennessee Player of the Year in 2018.
- ✦ Darius Kinnard Garland...January 26, 2000...Son of Winston and Felicia Garland...Has one brother, Desmond Nun nery...Plans to major in Communications and Broadcasting...Advice to young people: "Never be satisfied."

GARLAND GAME-BY-GAME (FRESHMAN)

Opponent	M	FG-A	3P-A	FT-A	Reb	PF	A	T	B	S	PTS
N6 Winthrop*	36	9-15	3-7	3-5	3	1	4	2	2	2	24
N11 @USC*	36	6-14	3-5	4-4	5	4	1	6	0	1	19
N16 Alcorn State*	28	1-6	0-3	1-2	7	0	4	3	0	0	3
N19 Liberty*	37	12-18	5-8	4-5	4	2	4	4	0	1	33
N23 Kent State*	2	1-1	0-0	0-0	0	0	0	0	0	0	2
N27 Savannah State	DNP										
D1 vs. N.C. State											
D5 Middle Tennessee											
D17 Arizona State											
D22 vs. Kansas State											
D29 Tennessee State											
D31 UNC Asheville											
J5 Ole Miss											
J9 @Georgia											
J12 @Kentucky											
J16 South Carolina											
J19 Mississippi State											
J23 Tennessee											
J26 @Oklahoma											
J29 Kentucky											
F2 @Missouri											
F5 @Arkansas											
F9 Alabama											
F13 @Florida											
F16 Auburn											
F19 @Tennessee											
F23 @Alabama											
F27 Florida											
M2 @Texas A&M											
M6 Arkansas											
M9 @LSU											

Year	GP	GS	Min	Avg	FG	FGA	Pct	3FG	3FGA	Pct	FT	FTA	Pct	Off	Def	Tot	Avg	PF	FO	Ast	TO	Blk	Stl	Pts	Avg
2018-19	5	5	139	27.8	29	54	.537	11	23	.478	12	16	.750	2	17	19	3.8	7	0	13	15	2	4	81	16.2
TOTAL	5	5	139	27.8	29	54	.537	11	23	.478	12	16	.750	2	17	19	3.8	7	0	13	15	2	4	81	16.2



SABEN LEE

O

Sophomore, Guard
6'2" 183 lbs.
Phoenix, Ariz.
Corona Del Sol HS

SEASON HIGHS

- Points:** 17, vs. Liberty (11/19/18)
- FG Made:** 6, vs. Winthrop (11/6/18)
- FG Atts:** 13, at USC (11/11/18)
- 3FG Made:** 1, 2x, last vs. Kent St. (11/23/18)
- 3FG Atts:** 4, 2x, last vs. Kent St. (11/23/18)
- FT Made:** 9, vs. Liberty (11/19/18)
- FT Atts:** 14, vs. Liberty (11/19/18)
- Rebounds:** 6, vs. Winthrop (11/6/18)
- Assists:** 6, vs. Alcorn St. (11/16/18)
- Turnovers:** 6, vs. Kent St. (11/23/18)
- Blocks:** 1, at USC (11/11/18)
- Steals:** 3, vs. Savannah St. (11/27/18)
- Minutes:** 31, at USC (11/11/18)

CAREER HIGHS

- Points:** 24, vs. Arizona State (12/17/17)
- FG Made:** 9, vs. Arizona State (12/17/17)
- FG Atts:** 14, 3x, last at Ole Miss (3/3/18)
- 3FG Made:** 3, 3x, last at LSU (2/20/18)
- 3FG Atts:** 6, vs. Austin Peay (11/10/17)
- FT Made:** 12, vs. Kansas St. (12/3/17)
- FT Atts:** 17, vs. Kansas St. (12/3/17)
- Rebounds:** 9, vs. Texas A&M (2/24/18)
- Assists:** 9, vs. Texas A&M (2/24/18)
- Turnovers:** 6, vs. Kent St. (11/23/18)
- Blocks:** 1, 3x, last at USC (11/11/18)
- Steals:** 4, vs. Arizona State (12/17/17)
- Minutes:** 38, vs. Arizona State (12/17/17)

LEE NOTEBOOK

- ☛ Scored in double figures in all but one game this season.
- ☛ Ninth in SEC in assists.
- ☛ Tallied season-high 17 points vs. Liberty. Also attempted 14 free throws, the most by a Commodore since Wade Baldwin IV attempted 14 vs. Florida on 1/26/2016
- ☛ Scored 12 points, grabbed six rebounds, and dished out five assists in 2018-19 opener vs. Winthrop; scored 10 points and had six assists in win against Alcorn State
- ☛ Played in all 32 games as a freshman and started in 29 games. Tallied double figures in 17 games.
- ☛ First Commodore with nine assists vs. Texas A&M since Wade Baldwin IV at Miss. State, 2/16/2016. His 96 as sists was a freshman is 6th on Vanderbilt's all-time single-season freshman assist list.
- ☛ Averaged 11.7 points per game in SEC play; 10th in steals (1.2) in SEC games only.
- ☛ Scored career-high 24 points at Arizona State.
- ☛ Tied then-career high with 19 points vs. Kansas State - finished 12-17 from free-throw line. Last Commodore to make 12 free throws in a game was Luke Kornet vs. Belmont on 11/15/2016.
- ☛ 6'2 guard from Tempe, Ariz., who attended Corona Del Sol High School. Lee chose the Commodores over Louisville, Stanford, Florida State, and Nebraska.
- ☛ Averaged 22 points, five rebonds, four assists, three blocks, and three steals in his senior season at Corona Del Sol...First-team All-State selection as a junior and senior...Was a four-star prospect and the number 92-ranked player by Scout.com and the number 17 point guard by 247sports.com.
- ☛ Saben Anthonia Lee...June 23, 1999 ... Son of Anthonia "Amp" Lee and Natalie Williams...Has one brother Aubry...Plans to major in Mechanical Engineering...Advice to young people: "Have fun because at the next level it's all business."

LEE GAME-BY-GAME (FRESHMAN)

Opponent	M	FG-A	3P-A	FT-A	Reb	PF	A	T	B	S	PTS
N6 Winthrop*	30	6-8	0-1	0-0	6	4	5	2	0	0	12
N11 @USC*	31	3-13	0-4	3-3	2	3	3	2	1	1	9
N16 Alcorn State*	26	3-7	1-2	3-4	2	0	6	3	0	0	10
N19 Liberty*	30	4-9	0-0	9-14	3	1	2	5	0	2	17
N23 Kent State*	29	4-10	1-4	4-8	5	3	5	6	0	1	13
N27 Savannah State*	20	4-6	0-1	3-5	4	1	4	0	0	3	11
D1 vs. N.C. State											
D5 Middle Tennessee											
D17 Arizona State											
D22 vs. Kansas State											
D29 Tennessee State											
D31 UNC Asheville											
J5 Ole Miss											
J9 @Georgia											
J12 @Kentucky											
J16 South Carolina											
J19 Mississippi State											
J23 Tennessee											
J26 @Oklahoma											
J29 Kentucky											
F2 @Missouri											
F5 @Arkansas											
F9 Alabama											
F13 @Florida											
F16 Auburn											
F19 @Tennessee											
F23 @Alabama											
F27 Florida											
M2 @Texas A&M											
M6 Arkansas											
M9 @LSU											

Lee's Overall Statistics at Vanderbilt																											
Year	GP	GS	Min	Avg	FG	FGA	Pct	3FG	3FGA	Pct	FT	FTA	Pct	Off	Def	Tot	Avg	PF	FO	Ast	TO	Blk	Stl	Pts	Avg		
2017-18	32	29	857	26.8	115	249	.462	23	75	.307	85	117	.726	22	73	95	3.0	78	2	99	71	5	39	338	10.6		
2018-19	6	6	165	27.5	24	53	.453	2	12	.167	22	34	.647	4	18	22	3.7	12	0	25	18	0	7	72	12.0		
TOTAL	38	35	1022	26.9	139	302	.460	25	87	.287	107	151	.709	26	91	117	3.1	90	2	124	89	5	46	410	10.8		

Lee's SEC Statistics at Vanderbilt																											
Year	GP	GS	Min	Avg	FG	FGA	Pct	3FG	3FGA	Pct	FT	FTA	Pct	Off	Def	Tot	Avg	PF	FO	Ast	TO	Blk	Stl	Pts	Avg		
2017-18	18	18	520	28.9	75	148	.507	18	46	.391	42	56	.750	11	47	58	3.2	53	2	49	43	1	22	210	11.7		
TOTAL	18	18	520	28.9	75	148	.507	18	46	.391	42	56	.750	11	47	58	3.2	53	2	49	43	1	22	210	11.7		



MATTHEW MOYER

13

R-Sophomore, Forward
6'8" 217 lbs.
Gahanna, Ohio
Syracuse/Kent Prep

SEASON HIGHS

- Points:** 10, vs. Savannah St. (11/27/18)
- FG Made:** 4, vs. Savannah St. (11/27/18)
- FG Atts:** 9, vs. Savannah St. (11/27/18)
- 3FG Made:** 2, vs. Savannah St. (11/27/18)
- 3FG Atts:** 5, vs. Savannah St. (11/27/18)
- FT Made:** 2, vs. Kent St. (11/23/18)
- FT Atts:** 2, vs. Kent St. (11/23/18)
- Rebounds:** 8, vs. Alcorn St. (11/16/18)
- Assists:** 5, vs. Savannah St. (11/27/18)
- Turnovers:** 3, vs. Alcorn St. (11/16/18)
- Blocks:** 1, 2x, last vs. Savannah St. (11/27/18)
- Steals:** 1, vs. Alcorn St. (11/16/18)
- Minutes:** 24, vs. Savannah St. (11/27/18)

CAREER HIGHS

- Points:** 18, vs. UConn (12/5/17)
- FG Made:** 7, vs. UConn (12/5/17)
- FG Atts:** 12, vs. Buffalo (12/19/17)
- 3FG Made:** 2, vs. Savannah St. (11/27/18)
- 3FG Atts:** 5, vs. Savannah St. (11/27/18)
- FT Made:** 4, vs. N.C. State (2/14/18)
- FT Atts:** 6, vs. N.C. State (2/14/18)
- Rebounds:** 10, at Florida State (1/13/18)
- Assists:** 5, vs. Savannah St. (11/27/18)
- Turnovers:** 3, vs. Alcorn St. (11/16/18)
- Blocks:** 2, 2x, last vs. Mich. St. (3/18/18)
- Steals:** 3, at Florida State (1/13/18)
- Minutes:** 36, vs. UConn (12/5/17)

MOYER NOTEBOOK

- ✪ Scored a Commodore-best 10 points against Savannah State. Also added career-high five assists.
- ✪ Moyer, a transfer from Syracuse who arrived at Vanderbilt in the summer of 2018, was ruled immediately eligible by the NCAA on November 15. He will have three years of eligibility remaining with the Commodores.
- ✪ Has a total of 13 rebounds in two games as a Commodore.
- ✪ Redshirted first season at Syracuse, then averaged 3.1 points and 3.2 rebounds in 37 games with the Orange.
- ✪ Totaled a career-high 18 points and added eight rebounds versus Connecticut.
- ✪ Posted a career-high 10 rebounds and three steals at Florida State.
- ✪ Matthew Anthony Moyer...June 30, 1997...Son of Fred and Annette Moyer...Has one brother, Desmond Nunnery...Plans to major in Communications...Advice to young people: "Take advantage of your opportunities."

MOYER GAME-BY-GAME (SOPHOMORE)

Opponent	M	FG-A	3P-A	FT-A	Reb	PF	A	T	B	S	PTS
N6 Winthrop	DNP										
N11 @USC	DNP										
N16 Alcorn State	15	2-5	1-2	0-0	8	2	2	3	0	1	5
N19 Liberty	19	2-5	1-2	0-0	5	3	1	0	1	0	5
N23 Kent State	14	0-1	0-1	2-2	3	3	1	0	1	0	2
N27 Savannah State	24	4-9	2-5	0-0	6	0	5	2	1	0	10
D1 vs. N.C. State											
D5 Middle Tennessee											
D17 Arizona State											
D22 vs. Kansas State											
D29 Tennessee State											
D31 UNC Asheville											
J5 Ole Miss											
J9 @Georgia											
J12 @Kentucky											
J16 South Carolina											
J19 Mississippi State											
J23 Tennessee											
J26 @Oklahoma											
J29 Kentucky											
F2 @Missouri											
F5 @Arkansas											
F9 Alabama											
F13 @Florida											
F16 Auburn											
F19 @Tennessee											
F23 @Alabama											
F27 Florida											
M2 @Texas A&M											
M6 Arkansas											
M9 @LSU											



Moyer's Overall Statistics

Year	GP	GS	Min	Avg	FG	FGA	Pct	3FG	3FGA	Pct	FT	FTA	Pct	Off	Def	Tot	Avg	PF	FO	Ast	TO	Blk	Stl	Pts	Avg
2017-18*	37	20	587	15.9	45	85	.529	1	9	.111	22	41	.537	38	82	120	3.2	52	1	16	25	11	13	113	3.1
2018-19	4	0	72	18.0	8	20	.400	4	10	.400	2	2	1.000	12	10	22	5.5	8	0	9	5	3	1	22	5.5
TOTAL	41	20	659	16.1	53	105	.505	5	19	.263	24	43	.558	50	92	142	3.5	60	1	25	30	14	14	135	3.3



AARON NESMITH

24

Freshman, Guard/Forward
6'6" 213 lbs.
Charleston, S.C.
Porter Gaud

SEASON HIGHS

- Points:** 20, vs. Savannah St. (11/27/18)
- FG Made:** 7, vs. Savannah St. (11/27/18)
- FG Atts:** 12, vs. Savannah St. (11/27/18)
- 3FG Made:** 2, 2x, last vs. Savannah St. (11/27/18)
- 3FG Atts:** 5, 3x, last vs. Savannah St. (11/27/18)
- FT Made:** 4, vs. Savannah St. (11/27/18)
- FT Atts:** 4, vs. Savannah St. (11/27/18)
- Rebounds:** 13, vs. Savannah St. (11/27/18)
- Assists:** 4, at USC (11/11/18)
- Turnovers:** 3, vs. Savannah St. (11/27/18)
- Blocks:** 2, vs. Savannah St. (11/27/18)
- Steals:** 3, vs. Savannah St. (11/27/18)
- Minutes:** 29, vs. Savannah St. (11/27/18)

CAREER HIGHS

- Points:** 20, vs. Savannah St. (11/27/18)
- FG Made:** 7, vs. Savannah St. (11/27/18)
- FG Atts:** 12, vs. Savannah St. (11/27/18)
- 3FG Made:** 2, 2x, last vs. Savannah St. (11/27/18)
- 3FG Atts:** 5, 3x, last vs. Savannah St. (11/27/18)
- FT Made:** 4, vs. Savannah St. (11/27/18)
- FT Atts:** 4, vs. Savannah St. (11/27/18)
- Rebounds:** 13, vs. Savannah St. (11/27/18)
- Assists:** 4, at USC (11/11/18)
- Turnovers:** 3, vs. Savannah St. (11/27/18)
- Blocks:** 2, vs. Savannah St. (11/27/18)
- Steals:** 3, vs. Savannah St. (11/27/18)
- Minutes:** 29, vs. Savannah St. (11/27/18)

NESMITH NOTEBOOK

- ✦ Posted career highs in points (20) and rebounds (13) in win over Savannah State.
- ✦ Scored 10 points, four rebounds, and four assists in win at USC.
- ✦ Nesmith posted a stellar career at Porter Gaud High School in Charleston, S.C., where he was named the state's Gatorade Player of the Year as a senior while leading his Porter Gaud teams to three straight South Carolina state titles and scoring 2,000 career points.
- ✦ One of the class of 2018's top shooters.
- ✦ Averaged 21 points, 4.5 rebounds and 1.8 assists per game as a senior...Scored 2,067 career points and was named Most Outstanding Player at both the Chick-fil-A Classic, where he made nine three pointers, and the Rotary Roundball holiday tournament.
- ✦ Three-time South Carolina Independent School Association 3A Player of the Year...Three-time honoree as All-Lowcountry player of the year by the Charleston Post and Courier.
- ✦ Aaron Joshua Nesmith...October 16, 1999...Son of Benard and Erine Nesmith...Has one brother, Eddie...Undecided in major...Advice to young people: "Always work hard and give that little extra effort when your peers are not."

NESMITH GAME-BY-GAME (FRESHMAN)

Opponent	M	FG-A	3P-A	FT-A	Reb	PF	A	T	B	S	PTS
N6 Winthrop	17	1-4	1-4	1-1	2	2	1	2	0	0	4
N11 @USC	21	3-6	2-5	2-2	4	2	4	0	0	0	10
N16 Alcorn State	24	2-8	1-5	2-2	7	3	1	0	1	1	7
N19 Liberty	12	0-0	0-0	2-2	4	1	0	1	0	0	2
N23 Kent State	23	1-5	1-3	2-3	6	4	2	1	0	1	5
N27 Savannah State	29	7-12	2-5	4-4	13	4	3	3	2	3	20
D1 vs. N.C. State											
D5 Middle Tennessee											
D17 Arizona State											
D22 vs. Kansas State											
D29 Tennessee State											
D31 UNC Asheville											
J5 Ole Miss											
J9 @Georgia											
J12 @Kentucky											
J16 South Carolina											
J19 Mississippi State											
J23 Tennessee											
J26 @Oklahoma											
J29 Kentucky											
F2 @Missouri											
F5 @Arkansas											
F9 Alabama											
F13 @Florida											
F16 Auburn											
F19 @Tennessee											
F23 @Alabama											
F27 Florida											
M2 @Texas A&M											
M6 Arkansas											
M9 @LSU											

Nesmith's Overall Statistics at Vanderbilt

Year	GP	GS	Min	Avg	FG	FGA	Pct	3FG	3FGA	Pct	FT	FTA	Pct	Off	Def	Tot	Avg	PF	FO	Ast	TO	Blk	Stl	Pts	Avg
2018-19	6	0	126	21.0	14	35	.400	7	22	.318	13	14	.929	4	32	36	6.0	16	0	11	7	3	5	48	8.0
TOTAL	6	0	126	21.0	14	35	.400	7	22	.318	13	14	.929	4	32	36	6.0	16	0	11	7	3	5	48	8.0



MATT RYAN

32

Junior, Forward
6'8" 209 lbs.
Cortlandt Manor, N.Y.
Notre Dame/Iona Prep

SEASON HIGHS

- Points:** 16, vs. Winthrop (11/6/18)
- FG Made:** 5, vs. Winthrop (11/6/18)
- FG Atts:** 12, vs. Winthrop (11/6/18)
- 3FG Made:** 4, 2x, last vs. Alcorn St. (11/16/18)
- 3FG Atts:** 11, vs. Winthrop (11/6/18)
- FT Made:** 2, 2x, last vs. Savannah St. (11/27/18)
- FT Atts:** 3, vs. Winthrop (11/6/18)
- Rebounds:** 7, vs. Liberty (11/19/18)
- Assists:** 4, vs. Alcorn St. (11/16/18)
- Turnovers:** 3, vs. Savannah St. (11/27/18)
- Blocks:** 1, vs. Winthrop (11/6/18)
- Steals:**
- Minutes:** 31, vs. Kent St. (11/23/18)

CAREER HIGHS

- Points:** 23, vs. Chicago State (11/26/16)
- FG Made:** 8, vs. Chicago State (11/26/16)
- FG Atts:** 15, vs. Chicago State (11/26/16)
- 3FG Made:** 7, vs. Chicago State (11/26/16)
- 3FG Atts:** 14, vs. Chicago State (11/26/16)
- FT Made:** 4, vs. Georgia Tech (1/13/15)
- FT Atts:** 4, 2x, last vs. Georgia Tech (1/13/15)
- Rebounds:** 7, vs. Liberty (11/19/18)
- Assists:** 4, vs. Alcorn St. (11/16/18)
- Turnovers:** 3, vs. Savannah St. (11/27/18)
- Blocks:** 3, vs. Indiana (12/19/15)
- Steals:** 2, at Duke (1/16/16)
- Minutes:** 31, vs. Kent St. (11/23/18)

RYAN NOTEBOOK

- ✪ Tied for fourth in the SEC in three's made (2.7) and seventh in 3FG % (.410).
- ✪ Made four threes in a game for the second time this season against Alcorn State; also added career-high four assists; had career-high seven rebounds vs. Liberty.
- ✪ Sat out the 2017-18 season after transferring from Notre Dame, where he played in 72 games and participated in two NCAA tournaments, including an Elite Eight as a freshman in 2015-16.
- ✪ Has shot 39.8% from three in his two-year college career.
- ✪ Played in all 36 games as a sophomore at Notre Dame and averaged 3.6 points per game.
- ✪ Came off the bench in the ACC semifinal victory over Florida State to score 11 points on 3-of-4 shooting from three point range.
- ✪ Scored 17 points on 5-of-7 shooting from three-point range, while collecting a season-high five rebounds, in a victory over North Carolina A&T.
- ✪ Hit first five 3FG attempts and eventually finished 7-14 from three-point range with a career-high 23 points vs. Chicago State
- ✪ Born in White Plains, New York... Son of Richard and Laurie Ryan, along with older sister, Mikela and younger brother, Michael... Was a member of National Honor Society, National Latin Honor Society and National Italian Honor Society in high school... Majoring in Economics.

RYAN GAME-BY-GAME (JUNIOR)

Opponent	M	FG-A	3P-A	FT-A	Reb	PF	A	T	B	S	PTS
N6 Winthrop*	30	5-12	4-11	2-3	2	2	1	0	1	0	16
N11 @USC*	26	1-6	1-4	1-2	5	2	2	1	0	0	4
N16 Alcorn State*	21	4-8	4-7	0-0	2	2	4	1	0	0	12
N19 Liberty*	28	4-9	2-5	0-0	7	3	0	1	0	0	10
N23 Kent State*	31	3-5	2-4	0-0	5	0	2	0	0	0	8
N27 Savannah State*	20	3-8	3-8	2-2	3	0	3	3	0	0	11
D1 vs. N.C. State											
D5 Middle Tennessee											
D17 Arizona State											
D22 vs. Kansas State											
D29 Tennessee State											
D31 UNC Asheville											
J5 Ole Miss											
J9 @Georgia											
J12 @Kentucky											
J16 South Carolina											
J19 Mississippi State											
J23 Tennessee											
J26 @Oklahoma											
J29 Kentucky											
F2 @Missouri											
F5 @Arkansas											
F9 Alabama											
F13 @Florida											
F16 Auburn											
F19 @Tennessee											
F23 @Alabama											
F27 Florida											
M2 @Texas A&M											
M6 Arkansas											
M9 @LSU											

Year	GP	GS	Min	Avg	FG	FGA	Pct	3FG	3FGA	Pct	FT	FTA	Pct	Off	Def	Tot	Avg	PF	FO	Ast	TO	Blk	Stl	Pts	Avg
2015-16*	36	4	521	14.5	60	144	.417	46	123	.374	19	24	.792	4	56	60	1.7	55	0	18	6	3	9	185	5.1
2016-17*	36	0	286	7.9	43	99	.434	36	83	.434	9	10	.900	6	26	32	0.9	29	0	14	13	1	6	131	3.6
2018-19	6	6	157	26.2	20	48	.417	16	39	.410	5	7	.714	3	21	24	4.0	9	0	12	6	1	0	61	10.2
TOTAL	78	10	964	12.4	123	291	.423	98	245	.400	33	41	.805	13	103	116	1.5	93	0	44	25	5	15	377	4.8



SIMISOLA SHITTU

11

Freshman, Forward
6'10" 240 lbs.
Burlington, Ontario
Vermont Academy

SEASON HIGHS

- Points:** 20, 2x, last vs. Kent St. (11/23/18)
- FG Made:** 9, vs. Alcorn St. (11/16/18)
- FG Atts:** 15, vs. Kent St. (11/23/18)
- 3FG Made:** 0, vs. Winthrop (11/6/18)
- 3FG Atts:** 1, 3x, last vs. Savannah St. (11/27/18)
- FT Made:** 6, vs. Winthrop (11/6/18)
- FT Atts:** 9, vs. Winthrop (11/6/18)
- Rebounds:** 15, at USC (11/11/18)
- Assists:** 5, vs. Savannah St. (11/27/18)
- Turnovers:** 5, 2x, last vs. Savannah St. (11/23/18)
- Blocks:** 3, vs. Alcorn St. (11/16/18)
- Steals:** 3, at USC (11/11/18)
- Minutes:** 32, 2x, last vs. Kent St. (11/23/18)

CAREER HIGHS

- Points:** 20, 2x, last vs. Kent St. (11/23/18)
- FG Made:** 9, vs. Alcorn St. (11/16/18)
- FG Atts:** 15, vs. Kent St. (11/23/18)
- 3FG Made:** 0, vs. Winthrop (11/6/18)
- 3FG Atts:** 1, 3x, last vs. Savannah St. (11/27/18)
- FT Made:** 6, vs. Winthrop (11/6/18)
- FT Atts:** 9, vs. Winthrop (11/6/18)
- Rebounds:** 15, at USC (11/11/18)
- Assists:** 5, vs. Savannah St. (11/27/18)
- Turnovers:** 5, 2x, last vs. Kent St. (11/27/18)
- Blocks:** 3, vs. Alcorn St. (11/16/18)
- Steals:** 3, at USC (11/11/18)
- Minutes:** 32, 2x, last vs. Kent St. (11/23/18)

SHITTU NOTEBOOK

- ☛ Scored a career-high 20 points in win over Alcorn St.; also scored 20 points vs. Kent State.
- ☛ Tied for eighth in the SEC in scoring (16.0), ranks fifth in rebounding (8.3), first in defensive rebounding (7.0).
Also tied for second in field goal percentage (.597).
- ☛ Tallied double-doubles in first two games as a collegiate, including a 14-point, 15-rebound effort at USC.
- ☛ Shittu, from Burlington, Ont. and the Vermont Academy, signed his National Letter of Intent with the Commodores in November in 2017. A consensus five-star forward/center Shittu is considered one of the best frontcourt prospects to enter college basketball this season.
- ☛ Averaged 20 points, 10 rebounds and 3 assists per game on the spring and summer AAU circuit for CIA Bounce.
- ☛ Was named a McDonald's All-American in 2018, Vanderbilt's second honoree in the class of 2018 (point guard Darius Garland).
- ☛ Also a Jordan Brand honoree.
- ☛ Averaged 19.9 points and 12.7 rebounds per game for Vermont Academy in 2016-17.
- ☛ Ranked seventh-best prospect in the class of 2018 and the number-one ranked power forward by Rivals.com.
- ☛ Oluwasimisola Shittu...November 7, 1999...Son of Adesoji and Omena Shittu...Has one brother, Tayo...Undecided in major...Advice to young people: "If you put in the work, everything will take care of itself."

SHITTU GAME-BY-GAME (FRESHMAN)

Opponent	M	FG-A	3P-A	FT-A	Reb	PF	A	T	B	S	PTS
N6 Winthrop*	32	6-12	0-1	6-9	10	3	1	1	2	2	18
N11 @USC*	26	5-12	0-0	4-7	15	5	3	3	1	3	14
N16 Alcorn State*	25	9-11	0-0	2-3	6	0	0	0	3	0	20
N19 Liberty*	28	3-5	0-0	2-5	8	4	0	2	0	0	8
N23 Kent State*	32	8-15	0-1	4-5	8	3	3	5	0	0	20
N27 Savannah State*	19	6-7	0-1	5-6	3	2	5	5	0	0	17
D1 vs. N.C. State											
D5 Middle Tennessee											
D17 Arizona State											
D22 vs. Kansas State											
D29 Tennessee State											
D31 UNC Asheville											
J5 Ole Miss											
J9 @Georgia											
J12 @Kentucky											
J16 South Carolina											
J19 Mississippi State											
J23 Tennessee											
J26 @Oklahoma											
J29 Kentucky											
F2 @Missouri											
F5 @Arkansas											
F9 Alabama											
F13 @Florida											
F16 Auburn											
F19 @Tennessee											
F23 @Alabama											
F27 Florida											
M2 @Texas A&M											
M6 Arkansas											
M9 @LSU											

Shittu's Overall Statistics at Vanderbilt

Year	GP	GS	Min	Avg	FG	FGA	Pct	3FG	3FGA	Pct	FT	FTA	Pct	Off	Def	Tot	Avg	PF	FO	Ast	TO	Blk	Stl	Pts	Avg
2018-19	6	6	162	27.0	37	62	.597	0	3	.000	23	35	.657	13	37	50	8.3	17	1	12	16	5	5	97	16.2
TOTAL	6	6	162	27.0	37	62	.597	0	3	.000	23	35	.657	13	37	50	8.3	17	1	12	16	5	5	97	16.2



JOE TOYE

2

Senior, Guard
6'7" 210 lbs.
Chicago, Ill.
Whitney Young HS

SEASON HIGHS

- Points:** 16, at USC (11/11/18)
- FG Made:** 6 vs. Kent St. (11/23/18)
- FG Atts:** 11, vs. Kent St. (11/23/18)
- 3FG Made:** 3, 2x, last vs. Savannah St. (11/27/18)
- 3FG Atts:** 6, vs. Alcorn St. (11/16/18)
- FT Made:** 5, 2x, last vs. Alcorn St. (11/16/18)
- FT Atts:** 6, 2x, last vs. Alcorn St. (11/16/18)
- Rebounds:** 9, at USC (11/11/18)
- Assists:** 3, vs. Winthrop (11/6/18)
- Turnovers:** 2, vs. Kent St. (11/23/18)
- Blocks:** 3, at USC (11/11/18)
- Steals:** 1, 4x, last vs. Savannah St. (11/27/18)
- Minutes:** 31, 3x, last vs. Kent St. (11/23/18)

CAREER HIGHS

- Points:** 18, vs. Texas A&M (3/9/17)
- FG Made:** 7, at Kentucky (1/30/18)
- FG Atts:** 18, vs. Arizona State (12/17/17)
- 3FG Made:** 5, vs. Texas A&M (3/9/17)
- 3FG Atts:** 8, vs. Texas A&M (3/9/17)
- FT Made:** 6, 6, 2x, last at Kentucky (2/28/17)
- FT Atts:** 7, vs. Texas A&M (2/16/17)
- Rebounds:** 9, at USC (11/11/18)
- Assists:** 4, 3x, last vs. Miss. State (2/14/18)
- Turnovers:** 4, vs. Florida (3/10/17)
- Blocks:** 3, at USC (11/11/18)
- Steals:** 2, 3x, last vs. Radford (11/28/17)
- Minutes:** 38, vs. Florida (3/10/17)

TOYE NOTEBOOK

- ✪ Scored in double figures in three consecutive games to start his senior season and five of first six.
- ✪ Played in all 32 games and made nine starts as a junior in 2017-18.
- ✪ Tallied a season-high 16 points on two occasions this season (at Kentucky, vs. Miss. State); tied career-highs with six rebounds and four assists against Miss. State.
- ✪ His dunk against Mississippi State on Feb. 14 was named #1 play on SportsCenter's Top 10.
- ✪ Scored 13 points, including two game-clinching free throws, vs. Florida (2/17).
- ✪ Played in all 35 games and started 13 in 2016-17. Averaged 6.4 points and 2.6 rebounds in 2016-17.
- ✪ Tallied career high 18 points in win over Texas A&M at SEC Tournament.
- ✪ Scored a then career-high 15 points at Kentucky.
- ✪ Played in 30 games in 2015-16 and averaged 3.6 points and 1.2 rebounds per game. Scored in double figures in three games.
- ✪ Tied a career high with 10 points against Tennessee at SEC Tournament. Made a career-high three three's in a career-best 23 minutes of action. Also scored 10 points in First Four game vs. Wichita State.
- ✪ Was ranked as the sixth-best player in the state of Illinois and a four-star prospect by ESPN, and was also ranked as the 113th-best prospect in the nation by Rivals.com.
- ✪ Toye and his twin sister Elizabeth are both Division I basketball players - Elizabeth plays for Florida International.
- ✪ Attended Whitney Young High School in Chicago, where he was named as a First-Team All-City selection.
- ✪ Averaged 18.0 points, 7.0 rebounds, 2.0 assists, 2.0 steals, and 1.5 blocks as a senior.
- ✪ Chose the Commodores over Iowa, Memphis, Creighton, Bradley, UIC, and Missouri.
- ✪ Recipient of the Edie and David Johnson Family Basketball Scholarship.
- ✪ Advice to youngsters: "Don't let negative influences in your life."

TOYE GAME-BY-GAME (SENIOR)

Opponent	M	FG-A	3P-A	FT-A	Reb	PF	A	T	B	S	PTS
N6 Winthrop*	29	4-7	2-5	2-2	6	3	3	0	0	0	12
N11 @USC*	31	4-10	3-5	5-6	9	0	1	1	3	1	16
N16 Alcorn State*	25	4-9	1-6	5-6	4	1	0	1	2	1	14
N19 Liberty*	31	1-4	1-3	1-2	2	1	1	0	0	1	4
N23 Kent State*	31	6-11	0-4	3-5	6	2	1	2	1	0	15
N27 Savannah State*	13	5-6	3-3	0-0	2	3	1	0	1	1	13
D1 vs. N.C. State											
D5 Middle Tennessee											
D17 Arizona State											
D22 vs. Kansas State											
D29 Tennessee State											
D31 UNC Asheville											
J5 Ole Miss											
J9 @Georgia											
J12 @Kentucky											
J16 South Carolina											
J19 Mississippi State											
J23 Tennessee											
J26 @Oklahoma											
J29 Kentucky											
F2 @Missouri											
F5 @Arkansas											
F9 Alabama											
F13 @Florida											
F16 Auburn											
F19 @Tennessee											
F23 @Alabama											
F27 Florida											
M2 @Texas A&M											
M6 Arkansas											
M9 @LSU											

Toye's Overall Statistics at Vanderbilt

Year	GP	GS	Min	Avg	FG	FGA	Pct	3FG	3FGA	Pct	FT	FTA	Pct	Off	Def	Tot	Avg	PF	FO	Ast	TO	Blk	Stl	Pts	Avg
2015-16	30	0	257	8.6	37	74	.500	9	21	.429	25	39	.641	7	30	37	1.2	28	0	10	13	2	6	108	3.6
2016-17	35	13	739	21.1	70	175	.400	31	78	.397	53	78	.679	21	71	92	2.6	70	2	38	44	5	14	224	6.4
2017-18	32	9	602	18.8	68	170	.400	20	76	.263	27	44	.614	17	48	65	2.0	66	3	26	42	9	9	183	5.7
2018-19	6	6	160	26.7	24	47	.511	10	26	.385	16	21	.762	4	25	29	4.8	10	0	7	4	4	4	74	12.3
TOTAL	103	28	1758	17.1	199	466	.427	70	201	.348	121	182	.665	49	174	223	2.2	174	5	81	103	20	33	589	5.7

Toye's SEC Statistics at Vanderbilt

Year	GP	GS	Min	Avg	FG	FGA	Pct	3FG	3FGA	Pct	FT	FTA	Pct	Off	Def	Tot	Avg	PF	FO	Ast	TO	Blk	Stl	Pts	Avg
2015-16	17	0	100	5.9	11	27	.407	2	9	.222	9	13	.692	2	11	13	0.8	9	0	3	8	1	3	33	1.9
2016-17	18	9	422	23.4	42	102	.412	19	46	.413	29	45	.644	10	41	51	2.8	45	2	22	25	2	8	132	7.3
2017-18	18	1	327	18.2	39	87	.448	13	38	.342	14	21	.667	8	26	34	1.9	46	2	12	17	1	4	105	5.8
TOTAL	53	10	849	16.0	92	216	.426	34	93	.366	52	79	.658	20	78	98	1.8	100	4	37	50	4	15	270	5.1



YANNI WETZELL

1

Junior, Forward/Center
6'10" 240 lbs.
Auckland, N.Z.
St. Mary's (Texas)

SEASON HIGHS

- Points:** 15, vs. Savannah St. (11/27/18)
- FG Made:** 5, vs. Savannah St. (11/27/18)
- FG Atts:** 7, vs. Savannah St. (11/27/18)
- 3FG Made:** 2, vs. Savannah St. (11/27/18)
- 3FG Atts:** 2, vs. Savannah St. (11/27/18)
- FT Made:** 3, vs. Savannah St. (11/27/18)
- FT Atts:** 4, vs. Savannah St. (11/27/18)
- Rebounds:** 2 vs. Kent St. (11/23/18)
- Assists:** 2, vs. Savannah St. (11/27/18)
- Turnovers:** 2, 2x, last vs. Savannah St. (11/27/18)
- Blocks:** 1, 2x, last vs. Savannah St. (11/27/18)
- Steals:** 1, 3x, last vs. Savannah St. (11/27/18)
- Minutes:** 23, vs. Savannah St. (11/27/18)

CAREER HIGHS

- Points:** 29, 2x, last vs. Newman (2/23/17)
- FG Made:** 11, 3x, last vs. Panhandle St. (2/25/17)
- FG Atts:** 19, vs. Panhandle St. (2/25/17)
- 3FG Made:** 4, vs. Midwestern St. (11/19/16)
- 3FG Atts:** 4, vs. Midwestern St. (11/19/16)
- FT Made:** 12, vs. Okla. Christian (2/9/17)
- FT Atts:** 13, vs. Okla. Christian (2/9/17)
- Rebounds:** 13, vs. UA-Fort Smith (1/7/16)
- Assists:** 5, vs. Okla. Christian (2/9/17)
- Turnovers:** 9, vs. Rogers St. (1/28/17)
- Blocks:** 3, 2x, last vs. Tex. A&M Int'l (1/14/17)
- Steals:** 3, 2x, last vs. Rogers St. (1/28/17)
- Minutes:** 42, vs. Rogers St. (12/17/16)

WETZELL NOTEBOOK

- ✪ Tallied Commodore-best 15 points and seven rebounds in win over Savannah State.
- ✪ Sat out the 2017-18 season after transferring from St. Mary's (Texas), where he played in 59 games.
- ✪ Named to the All-Heartland Conference Second Team as a sophomore after averaging 15.5 points and 6.8 rebounds per game. Shot 40.9% from three for the season and 42% from three in his two-year career.
- ✪ Played and started in all 30 games for St. Mary's University as a sophomore.
- ✪ Scored a season-high 29-point effort against Newman and a 28-point effort against Panhandle State... Scored 20 or more points in six games as a sophomore and posted six double-doubles.
- ✪ Named Heartland Conference Freshman of the Year in 2015-16.
- ✪ Was a tennis player in high school, and did not begin playing basketball until he was 17.
- ✪ Starred under head coach Carl Stent at Westlake High School in New Zealand, earning the Most Improved Player as a senior. Helped his team to a No. 2 national rank. Also played for the U19 New Zealand National Team, finishing ranked No. 2.

WETZELL GAME-BY-GAME (JUNIOR)

Opponent	M	FG-A	3P-A	FT-A	Reb	PF	A	T	B	S	PTS
N6 Winthrop	4	0-0	0-0	0-0	0	0	0	2	0	0	0
N11 @USC	7	1-1	0-0	0-2	1	2	0	1	1	1	2
N16 Alcorn State	10	1-3	0-0	0-0	1	0	0	0	0	0	2
N19 Liberty	4	0-1	0-0	0-0	0	0	0	1	0	1	0
N23 Kent State	11	1-1	0-0	0-0	2	2	0	1	0	0	2
N27 Savannah State	23	5-7	2-2	3-4	7	1	2	2	1	1	15
D1 vs. N.C. State											
D5 Middle Tennessee											
D17 Arizona State											
D22 vs. Kansas State											
D29 Tennessee State											
D31 UNC Asheville											
J5 Ole Miss											
J9 @Georgia											
J12 @Kentucky											
J16 South Carolina											
J19 Mississippi State											
J23 Tennessee											
J26 @Oklahoma											
J29 Kentucky											
F2 @Missouri											
F5 @Arkansas											
F9 Alabama											
F13 @Florida											
F16 Auburn											
F19 @Tennessee											
F23 @Alabama											
F27 Florida											
M2 @Texas A&M											
M6 Arkansas											
M9 @LSU											

Year	GP	GS	Min	Avg	FG	FGA	Pct	3FG	3FGA	Pct	FT	FTA	Pct	Off	Def	Tot	Avg	PF	FO	Ast	TO	Blk	Stl	Pts	Avg
2015-16*	29	29	728	25.1	140	264	.530	3	6	.500	55	87	.632	65	97	162	5.6	99	5	25	84	8	10	338	11.7
2016-17*	30	30	939	31.3	170	339	.501	18	44	.409	106	159	.667	67	137	204	6.8	82	3	45	95	18	24	464	15.5
2018-19	6	0	59	9.8	8	13	.615	2	2	1.000	3	6	.500	2	9	11	1.8	5	0	2	7	1	2	21	3.5
TOTAL	65	59	1726	26.6	318	616	.516	23	52	.442	164	252	.651	134	243	377	5.8	186	8	72	186	27	36	823	12.7