# STARS RISING

VANDERBILT / WOMEN'S BASKETBALL 18-19

@VANDYWBB

**CHELSIE HALL**
G • 5-7 • SO
Seffner, Fla.

**JORDYN CAMBRIDGE**
G • 5-9 • FR
Nashville, Tenn.

**CIERRA WALKER**
G • 5-8 • JR
Oregon City, Ore.

**BRINAE ALEXANDER**
F • 5-10 • FR
Murfreesboro, Tenn.

**BREE HORROCKS**
C • 6-5 • R-SR
Buford, Ga.

**ISABELLA PALDRMIC**
F • 5-11 • FR
Lincolnshire, Ill.

**AUTUMN NEWBY**
F • 6-2 • SO
Lawrenceville, Ga.




**LEALEA CARTER**
G • 5-11 • JR
Dickson, Tenn.

**MARIELLA FASOULA**
C • 6-5 • R-JR
Athens, Greece

**KELEIGH CLEMONS-GREEN**
G • 5-7 • JR
Chattanooga, Tenn.

**STEPHANIE WHITE**
Head Coach

**KELLY KOMARA**
Assoc. Head Coach



**SHEREKA WRIGHT**
Assoc. Head Coach

**GARY REDUS II**
Assistant Coach

# TABLE OF CONTENTS

**MEDIA INFORMATION**
2 ..... Vanderbilt Athletic Communications
3 ..... Media Information

**SEASON OUTLOOK**
4 ..... Roster
5 ..... Quick Facts
6-7 ..... About Nashville/Vanderbilt University
8-9 ..... 2017-18 Preseason Notebook

**PLAYER INFORMATION (Alphabetical Order)**
10-11 ..... LeaLea Carter
12-13 ..... Kaleigh Clemons-Green
14-15 ..... Mariella Fasoula
16-17 ..... Chelsie Hall
18-19 ..... Bree Horrocks
20-21 ..... Autumn Newby
22-23 ..... Cierra Walker

**NEWCOMERS**
24 ..... Brinae Alexander
25 ..... Jordyn Cambridge
26 ..... Isabella Paldrmic

**COACHING STAFF & VANDERBILT ADMINISTRATION**
28-29 ..... Head Coach Stephanie White
30 ..... Associate Head Coaches: Kelly Komara, Shereka Wright
31 ..... Gary Redus II/Mickie DeMoss
32 ..... Drew Stanich/Lindsay Davis/Morgan Batey/Kortney Dunbar
33 ..... Support Staff
33 ..... Chancellor Nicholas Zeppos
34 ..... Athletics Director David Williams

**2017-18 SEASON REVIEW**
35 ..... News, Notes & Numbers
36-40 ..... Season Stats
41 ..... 2017-18 - At a Glance
42 ..... The Last Time
43-50 ..... Game Capsules

**PROGRAM & POSTSEASON HISTORY**
65-66 ..... Year-by-Year/Month-by-Month Results
67-68 ..... SEC Tournament/Conference
69-71 ..... NCAA Tournament
72 ..... In the Polls

**HISTORY & RECORDS**
73-74 ..... All-Time Roster
75-79 ..... 1,000-Point Club
80 ..... Memorial Gym/Attendance Records
81 ..... Head Coaching Records
82 ..... Commodores in the WNBA
83-85 ..... Honors and Awards
86-87 ..... Annual Stats
88 ..... Yearly Leaders
89 ..... All-Americans
90-95 ..... Individual Game, Season Career Records
96-97 ..... Team Records
98-99 ..... Miscellaneous Records
100-113 ..... Yearly Results
114 ..... Vanderbilt vs. Opponents
115-125 ..... Series Results



**Editorial Credits**
The Vanderbilt women's basketball fact book was produced by the Vanderbilt Athletic Communications office.

**Writing & Design:** Morgan Romans, Larry Leathers and Shaun Senn

**Contributors:** Department of Athletics Communications staff, past and present.

**Photography:** Daniel Dubois, Joe Howell, John Russell, Steve Green, Todd van Emst and many unidentifiable photographers.

**Printing:** Vanderbilt University Printing

# MEDIA INFORMATION

The Vanderbilt Athletic Communications office welcomes your interest in the Vanderbilt women's basketball program. We will make every effort to meet your needs throughout the season. Please see below for information and guidelines to help you during the season and allow our coaches and lstudent-athletes to adhere to their schedules.

## CREDENTIALS

The Vanderbilt Athletic Communications office issues season media credentials to authorized full-time or specified representatives of media outlets who cover Vanderbilt basketball on a regular basis. Single-game credentials also will be available for media who cover the team less frequently, should space allow. Please e-mail credential requests to the attention of women's basketball contact Morgan Romans (morgan.romans@vanderbilt.edu).
Vanderbilt Communications reserves the right to confirm employment by a media outlet. Season credentials are issued jointly for men's and women's basketball.

## CREDENTIAL PICK-UP

Credentials are available for pick-up at Media Will Call located near the playing floor at Memorial Gymnasium. Those media wishing to access Media Will Call should enter the service tunnel located at the end of Lot 71 behind the outfield wall of Vanderbilt's Hawkins Field baseball stadium. Proceed through the tunnel until you arrive at the Media Will Call table.

## MEDIA PARKING

Media parking is located inside the 25th Avenue Garage located at the southeast corner of 25th Avenue and Jess Neely Drive. After parking, please enter Memorial Gymnasium through the service tunnel entrance located at the end of Lot 71 behind the outfield wall of Vanderbilt's Hawkins Field baseball stadium. Vehicles parked in Lot 71 without the proper parking pass will be towed.

## MEDIA SEATING

Media covering Vanderbilt basketball games are seated at various locations inside Memorial Gymnasium. A select number of seats are available on the floor, usually reserved for Nashville beatwriters and radio crews from both schools. An additional 20 seats are available inside Suite C located on the northside concourse (above Section C), reserved for media following the visiting team and Nashville radio and television media.

## MEDIA WORKROOM

Memorial Gym's media workroom is located in the northeast corner of the facility, nearest the opponents' bench. This room will serve as a place for pregame meals as well as an area for the media to work after the game. The room is equipped with telephone and data lines, as well as wireless internet.

## INTERNET ACCESS

Wireless internet is available in all seating areas at Memorial Gym, in addition to a very limited number of data ports. For access to the wireless network, see a member of the communications staff. For data lines, it is recommended you request access in advance from Morgan Romans. Visiting radio stations are provided with the option of a phone line or ISDN line, in accordance with Southeastern Conference policy. Visiting radios in need of a data line should contact Jessica Poole at least 24 hours in advance of the game.

## POSTGAME INTERVIEW FORMAT

For non-conference games, head coach Stephanie White and requested Vanderbilt student-athletes will be made available in the media interview room, located down the hall from the work room. Media wishing to speak with coaches or players from the visiting team may coordinate with that institution's communications representative. For SEC games, in accordance with league policy, the visiting coach will be made available first in the media interview room, followed by the Vanderbilt coach and student-athletes.

# VANDERBILT ATHETICS COMMUNICATIONS

MORGAN ROMANS
Assistant Director of Communications
Women's Basketball
**Phone:** 615-322-8797 (office)
812-756-1399 (cell)
**Email:** morgan.romans@vanderbilt.edu

ALAN GEORGE
Associate Athletics Director

LARRY LEATHERS
Assistant Athletics Director
Football/Women's Golf



ROBYNN CANDISH
Communications
Administrative Assistant

CARL DANOFF
Director of
Creative Media

ZAC ELLIS
Staff Writer,
Digital Media Editor

ANDY BOGGS
Assistant Director
Men's Basketball/Men's Gol

CATHERINE HILLEY
Social Media
Coordinator

ANDREW PATE
Assistant Director
Baseball/Football

SHAUN SENN
Communications
Graphic Design

Office: (615) 322-4121 • Basketball Press Row: (615) 320-0436

| Staff | Email | Staff | Email |
|---|---|---|---|
| | @vanderbilt.edu) | Catherine Hilley | catherine.hilley |
| Morgan Romans | morgan.romans | Zac Ellis | zac.ellis |
| Larry Leathers | larry.leathers | Andrew Pate | andrew.pate |
| Andy Boggs | andy.boggs | Laken Walker | laken.walker |
| Robynn Candish | robynn.candish | Cooper Westland | cooper.westland |
| Carl Danoff | carl.danoff | | |

### INTERVIEW POLICY: ROAD GAMES

In accordance with SEC policy, visiting coaches will be made available to the media within a designated window following the game. The location is at the discretion of the host's communications staff. Vanderbilt players can be made available through Morgan Romans, with a location also at the discretion of the home communications staff.

### VISITING RADIO

In accordance with Southeastern Conference policy, a traditional phone line and ISDN line are available to the visiting school's official radio network. Any additional radio broadcasts (including student radio) or any needs beyond phone line or ISDN line (such as data line) can be arranged through Morgan Romans with at least 24 hours notice in advance of the contest.

## VANDERBILT GENERAL MEDIA POLICIES

### INTERVIEWING THE COMMODORES

It is the policy of Vanderbilt Athletics to coordinate all interviews with coaches and student-athletes through the communications department. Please contact Morgan Romans at least 24 hours in advance of any needs.

### PRACTICE COVERAGE

Vanderbilt student-athletes and coaches are available for interviews prior to or after practices on designated days. Contact Morgan Romans if you wish to set up interviews or attend practice.

### VUCOMMODORES.COM

The official web site of Vanderbilt Athletics has all of your information needs. Pregame notes, including updated statistics, can be easily downloaded in PDF format. Following each contest is a game summary, box score, and postgame notes and quotes.

### VANDERBILT GAMES ON THE RADIO AND INTERNET

Vanderbilt basketball can be heard live on WNSR-AM 560 and WNSR-FM 95.9. Select games will also be carried on networks of affiliate stations across the mid-state area. Charlie Mattos returns again this season as the Voice of the Commodores. All games will be streamed and archived on the internet at the Commodores' official web site, vucommodores.com. You can also keep up with the Commodores on the internet through Gametracker live stats. Just check the women's basketball schedule page for the "live stats" link for a running box score throughout the game.

### PHOTOGRAPHY

All photographers are restricted to the designated areas along the baseline opposite the home and visitor benches and must sign an affidavit agreeing to the SEC's new policy concerning photography. Strobe lights may not be installed in Memorial Gymnasium without permission from the Vanderbilt Athletic Communications office. When using photo images provided by the Vanderbilt Athletic Communications office, please credit: Vanderbilt Photography.

## VANDERBILT CREDENTIAL GUIDELINES ONLINE MEDIA REPRESENTATIVE

The following is a set of guidelines that the Vanderbilt University Athletic Communications Office will use as a basis for issuing media credentials to independent online media representatives (bloggers). Overall, Vanderbilt University strives to work with individuals who adhere to professional standards, demonstrate transparency in their operations, and regularly produce quality content. While what follows shall serve as a guideline, they may be altered for certain events when necessary and are subject to regulations set forth by the Southeastern Conference and/or the NCAA.

• Individuals associated with a web-only media outlet may apply for credentials on a game-by-game basis unless otherwise specified. Requests for credentials must be sent via e-mail or in writing to the requested Athletic Communications Director and be received at least three (3) business days prior to the event. Request should include applicant's legal name, company or blog they are representing, a mailing address and website address.

• The Athletic Communications Office requires that a requesting outlet possess its own domain name (.com, .net, etc.) and will not accept requests from sites based on free services (blogspot, wordpress, etc.).

• First time applicants must submit traffic/subscriber data from an independent source in order to be considered. Sites with fewer than 25,000 legitimate unique visitors per month are not eligible for football or men's basketball credentialing. Sites with fewer than 7,500 legitimate unique visitors per month are not eligible for women's basketball credentialing.

• In the interest of protecting the Vanderbilt University fan base, we require that all applicants that give users ability to submit comments and/or place cookies on user's computers supply a privacy policy that describes in full how the data collected through such activities is used or disseminated.

• Athletic Communications seeks to perpetuate the program and sport being credentialed and therefore prefers to work with online media outlets with an established track record covering our school, our conference or the requested sport. In the request, please provide a short summary of previous relevant experience, if any.

• As a general guideline, we would like to work with outlets that have been in continuous operation for at least 3-6 months. Additionally, an average of 3-5 substantive postings per week is expected in season from applicant web sites.

• Obtaining media credentials is an opportunity to interview student-athletes and team officials for legitimate media purposes only. Bloggers who are granted access to the press box and other areas inside the venue are expected to act professionally and adhere to all SEC and NCAA-mandated media guidelines at all times.

• The standard of professionalism also extends to content posted on the requesting website, whether posted by the requester, user or other agent. Profanity, racial or sexual comments will not be tolerated from credentialed outlets.

• No credentials will be issued to individuals under the age of 18.

• Vanderbilt University reserves the right of its personnel to deny or revoke credentials without notice and an individual shall surrender their credential upon request for violating the policies and/or safety procedures of security personnel, Vanderbilt University, the Southeastern Conference, or the NCAA.

# 2018-19 NUMERICAL ROSTER

| | | | | | |
|---|---|---|---|---|---|
| 2 | Chelsie Hall | Guard | 5-7 | SO | Seffner, Fla. - Seffner Christian |
| 3 | Jordyn Cambridge | Guard | 5-9 | FR | Nashville, Tenn. - Ensworth School |
| 10 | Cierra Walker | Guard | 5-8 | JR | Oregon City, Ore. - Oregon City |
| 15 | Brinae Alexander | Forward | 5-10 | FR | Murfreesboro, Tenn. - Riverside |
| 22 | Bree Horrocks | Center | 6-5 | R-SR | Buford, Ga. - Purdue |
| 23 | Isabella Paldrmic | Guard | 5-11 | FR | Lincolnshire, Ill. - Stevenson |
| 24 | Autumn Newby | Forward | 6-2 | SO | Lawrenceville, Ga. - Archer |
| 30 | LeaLea Carter | Guard | 5-11 | JR | Dickson, Tenn. - Dickson Co. |
| 34 | Mariella Fasoula | Center | 6-5 | R-JR | Athens, Greece - Boston College |
| 35 | Kaleigh Clemons-Green | Guard | 5-7 | JR | Chattanooga, Tenn. - Baylor School |

## Coaching & Support Staff

**Head Coach:**
Stephanie White, 3rd year (Purdue, 1999)

**Associate Head Coach:**
Kelly Komara, 3rd year (Purdue, 2002)

**Associate Head Coach/ Recruiting Coordinator:**
Shereka Wright, 1st year (Purdue, 2004)

**Assistant Coach:**
Gary Redus 1st year (South Alabama, 2014)

**Director of Offensive Analytics:**
Mickey DeMoss, 1st year (I4)

**Director of Basketball Operations:**
Drew Stanich, 3rd year (Indiana, 2014)

**Certified Athletic Trainer:**
Kim Moseley, 4th year (Southern Miss, 1980)

**Video Coordinator:**
Lindsay Davis, 3rd year

**Strength & Conditioning Coach:**
Greg Moore, 1st year

**Administrative Assistant:**
Vicki Spina, 24th year

**Graduate Assistants:**
Morgan Batey, 1st year (Vanderbilt, 2016)
Kortney Dunbar, 1st year (Tennessee, 2017)

## Pronunciations

LEALEA Carter.....Lee-Lee
KALEIGH Clemons-Green .....Kay-lee
MARIELLA FASOULA .....
Bree HORROCKS..... Ho-ROCKS
Isabella PALDRMIC .....
CIERRA Walker.....Cee-air-ah

## Commodores by Height

Bree Horrocks.....6-5
Mariella Fasoula .....6-5
Autumn Newby.....6-2
LeaLea Carter .....5-11
Isabella Paldrmic.....5-11
Brinae Alexander .....5-10
Jordyn Cambridge .....5-9
Cierra Walker .....5-8
Kaleigh Clemons-Green.....5-7
Chelsie Hall .....5-7

## Commodores by Class

Seniors (1)
Bree Horrocks

Juniors (4)
LeaLea Carter
Kaleigh Clemons-Green
Mariella Fasoula
Cierra Walker

Sophomores (2)
Chelsie Hall
Autumn Newby

Freshmen (3)
Brinae Alexander
Jordyn Cambridge
Isabella Paldrmic

# SEASON OUTLOOK: QUICK FACTS

## GENERAL INFORMATION

Location ..... Nashville, Tenn.
Founded ..... 1873
Enrollment ..... 6,871
Nickname ..... Commodores
Colors ..... Black & Gold
Arena (Capacity) ..... Memorial Gymnasium (14,326)
Press Row Phone ..... (615) 320-0436
Affiliation ..... NCAA Division I
Conference ..... Southeastern
Chancellor ..... Nicholas S. Zeppos
Vice Chancellor/Athletic Director ..... David Williams II
Faculty Representative ..... Dr. Susan Wente (Iowa, 1984)
Senior Woman Administrator ..... Candice Storey Lee
Website ..... vucommodores.com

## PROGRAM INFORMATION

First Year of Basketball ..... 1977
Overall All-Time Record ..... 832-453
Overall SEC Record ..... 243-214
NCAA Tournaments (Last) ..... 27 (2014)
Overall NCAA Tournament Record ..... 39-27 (.590)
All-Time Home Record ..... 470-129 (.789)

## TEAM INFORMATION

2017-18 Overall Record ..... 7-24
2017-18 SEC Record ..... 3-13
2017-18 Postseason ..... N/A
Letterwinners Returning/Lost ..... 7/5
Starters Returning/Lost ..... 3/2
Newcomers ..... 3

## COACHING STAFF

Head Coach ..... Stephanie White
Alma Mater ..... Purdue (1999)
Record at Vanderbilt ..... 21-39 (3rd Season)
Career College Record ..... Same
Associate Head Coaches .... Kelly Komara, 3rd year (Purdue, 2002)
..... Shereka Wright, 1st year (Purdue, 2004)
Assistant Coach .... Gary Redus II, 1st year (South Alabama, 2011)
Director of Offensive Analytics .....
..... Mickie DeMoss, 1st year (Louisiana Tech, 1977)
Director of Operations ..... Drew Stanich, 3rd year (Indiana, 2014)
Graduate Assistants ..... Morgan Batey (Vanderbilt, 2016)
..... Kortney Dunbar (Tennessee, 2017)

## ATHLETIC COMMUNICATIONS

Assistant AD/Communications ..... Alan George
Assistant Director/WBB Contact ..... Morgan Romans
Phone ..... (812) 756-1399
E-mail ..... morgan.romans@vanderbilt.edu
Mailing Address ..... 2601 Jess Neely Drive,
..... Nashville, TN 37212

## RADIO/TV

Vanderbilt play-by-play announcer Charlie Mattos (left) enters his 25th season as the Voice of the Commodores for the women's basketball team.

### RADIO

All Vanderbilt games can be heard on the team's flagship station, WNSR 560 AM/95.9 FM, and can be accessed at vucommodores.com. Charlie Mattos handles the play-by-play duties for the Commodores.

### TV

The Commodores will appear on TV numerous times this year on the ESPN family of networks, including SEC Network and SEC Network+.

## SOCIAL MEDIA

**Twitter**
Team ..... @VandyWBB

**Facebook**
Team ..... Vandy Hoops

**Instagram**
Team ..... vandywbb

# NASHVILLE, TENNESSEE



## MUSIC CITY'S APPEAL CONTINUES TO GROW

Vanderbilt's hometown of Nashville is one of America's most vibrant cities. It is also recognized among the nation's most appealing locations for young professionals seeking opportunity and tourists in search of a fun, exciting weekend.

It seems everybody's jumping on the Nashville bandwagon.

Vanderbilt students, faculty, staff and visitors cite Music City as one of the leading perks of the university, which is located in the popular Midtown district just two miles from a bustling downtown.

Nashville has become one of the nation's top urban attractions, offering all of the charm and hospitality one expects from a grand Southern capital city with the amenities expected in the largest destinations.

The secret is out on Nashville and its surrounding population of nearly 1.7 million. Popular magazines rave about the city's diversity in attractions, accommodations and niche districts. The city's downtown is exploding with retail and residential growth, and an array of entertainment alternatives for all ages.

The city enjoys a top job market for young adults, unique neighborhoods and parks for its residents, and an abundance of unique commercial districts virtually encircling downtown.

### VISITING NASHVILLE

**#7 America's Friendliest Cities**
Travel and Leisure, 2017

**Best Places to Go in 2018**
Condé Nast Traveler

**One of America's Hottest Cities**
Forbes, 2017

**#13 Best U.S. Cities to Live**
U.S. News & World Report, 2017

## NASHVILLE: SPORTS, ENTERTAINMENT GALORE

In a city historically known for making great music, Nashville is fast becoming a haven for sports fans.

Nashville is starting to develop a national reputation as a superb locale for college and professional sports.

For lovers of college sports, Vanderbilt is enjoying athletic success while exposing Nashville residents to other SEC programs.

Residents also have two professional franchises to follow: the NFL's Tennessee Titans and NHL's Nashville Predators. The Titans are expected to contend this year in the AFC South Division. In 2017, the nation discovered Smashville, the nickname fondly created by the Predators, as Nashville's NHL franchise advanced to the Stanley Cup finals.

Nashville's musical roots remain strong. CMA Fest brings more than 100,000 fans to downtown each June. Bridgestone Arena, which hosts SEC and NCAA basketball tournaments, is one of the nation's busiest mid-size concert venues.

On campus, Vanderbilt Stadium is set to host Beyonce and Jay-Z in concert this summer. U2, Dave Matthews Band and Luke Bryan have played the stadium in recent years.

# VANDERBILT UNIVERSITY

Vanderbilt, founded in 1873 by a $1 million gift from Commodore Cornelius Vanderbilt, is one of the nation's leading institutions of higher learning, a mid-size, private comprehensive research university that emphasizes undergraduate learning and living experiences.

Members of the 2018-19 undergraduate student body, including the student-athlete population, are outstanding academic achievers and active participants in the campuses' many organizations and activities. They also compose the most diverse enrollment ever as Vanderbilt continues to attract students from many ethnic, cultural, socio-economic, geographic and religious backgrounds.

Since its inception, the university has taken great pride in the quality of education – and quality of life – its students enjoy. Each of the four undergraduate colleges – College of Arts and Science, School of Engineering, Blair School of Music and Peabody College – attracts students with varying goals and dreams.

At Vanderbilt, professors know their students' names and take an interest in students' ideas. Recognized globally for their research and scholarship prowess, faculty members believe in the importance of balancing professional pursuits with classroom instruction, and they value their relationships with students. Some of the world's leading scholars teach at Vanderbilt, helping students develop an academic program that meets individual objectives, and they encourage students to enhance primary areas of study by choosing among hundreds of elective courses, course-related internships, off-campus study and accelerated degree programs.

## CAMPUS FACTS

- Undergraduate enrollment - 6,885
- Graduate enrollment - 5,707
- Full-time faculty - 4,261
- University employees - 9,162
- 330-acre scenic campus located just west of downtown Nashville
- Campus includes 38 resident halls
- More than 139,000 living alumni

Through the Honor Code, student-directed service opportunities and campus programs, undergrads also consider moral and ethical issues and put the many facets of their lives into a personal framework of values.

At Vanderbilt, the big material resources are in place: beautiful grounds and buildings, well-equipped classrooms and labs, modern options for housing, and ample athletic and recreational facilities. Off campus, undergrads have all the urban conveniences offered by one of America's most vibrant cities, the Tennessee capital city of Nashville.

Though located within walking distance of downtown activities, the quality of Vanderbilt life is reflected in much smaller, less public ways – attending a Commodore sporting event, researching papers, running into friends while walking on campus, or grabbing a late-night snack.

# MEET THE COMMODORES

## LeaLea CARTER

**30 | 5-11 | GUARD | JUNIOR**
**Dickson, Tenn. | Dickson County HS**
**Major: Undeclared**

### 2017-18 SEASON HIGHLIGHTS

- Averaged 5.7 points per game and 2.3 rebounds per game during her freshman campaign
- Scored in double figures in five games
- Career-high 18 points against Tennessee Tech

### CAREER HIGHS

**Points:** 18 vs. Tennessee Tech (12/18/16)
**3-pointers:** 1, 4x, last vs. Ole Miss (2/19/17)
**Rebounds:** 8, vs. Louisville (12/21/16)
**Assists:** 4 vs. Tennessee Tech (12/18/16)
**Blocks:** 2, vs. ETSU (12/8/16)
**Steals:** 1 (3x), last vs. Arkansas (2/23/17)
**Minutes:** 33 vs. Tennessee (1/5/17)

**2017-18 (Sophomore):** Averaged 1.4 ppg and 0.5 rpg in 16 appearances... Scored a season-best 8 pts at Florida and was perfect from the floor (3-of-3) and the line (2-of-2)... Played a season-best 17 minutes vs. Texas A&M... Made her season debut at George Washington... Tied her career-best with four assists vs. Lipscomb.

**2016-17 (Freshman):** Produced a strong freshman season, seeing action in 29 games and averaging 5.7 points and 2.3 rebounds per game… Scored in double figures in five games, including a career-high 18 points vs. Tennessee Tech (12/18)… Averaged 11.5 points, 5.2 rebounds and 25 minutes per game during a six-game stretch from Dec. 18 to Jan. 8… Posted 11 points, four rebounds and four assists in the win over Arkansas on Feb. 23... Had 13 points and six rebounds in the win over Ole Miss on Feb. 19... Had a team-high 17 points and six rebounds in the loss to Tennessee on Jan. 5... Scored 10 points and pulled down a season-best eight rebounds in the loss to No. 8-ranked Louisville on Dec. 21… Had a breakout performance with 18 points and seven rebounds in the win over Tennessee Tech on Dec. 18… Had seven points, three rebounds and one assist in her Commodore debut in the win over Kennesaw State on Nov. 11.

**High School (Dickson County):** U16 Olympic Gold Medalist... McDonald's All-American...Was listed among the Top-15 recruits in the nation by numerous recruiting outlets, including being rated in the Top-10 at her position by two publications: No. 3 by Prospects Nation and No. 6 by ESPN HoopGurlz... US Marine Corp Athletic Award... District 11 3A MVP... All Tournament Team District Co-MVP... Tennessee Sport's Writer Association NAACP Athletic Award... First Team All Mid-State selection... Jordan Brand All-American... Tennessee All-State Tournament Team... TSWA Player of the Year Nominee... Naismith Award Honorable Mention... Member of the 1,000 points club... Ended high school career with a 109-19 record... Averaged 16.4 points, 9.3 rebounds and 4.5 assists per game as a senior, helping lead the District 11-AAA and Region 6-AAA champion Lady Cougars to a 29-4 record and a Class AAA quarterfinal appearance.

### CARTER'S CAREER STATS

| | | | Total | | 3-Point | | F-Throws | | Rebounds | | | | | | | | | | Scoring | |
|---|---|---|---|---|---|---|---|---|---|---|---|---|---|---|---|---|---|---|---|---|
| Season | gp-gs | min/avg | fg-fga | pct | fg-fga | pct | ft-fta | pct | off | def | tot | avg | pf | fo | ast | to | blk | stl | pts | avg |
| 2016-17 | 29-2 | 442/15.2 | 55-170 | .324 | 6-23 | .261 | 49-80 | .613 | 30 | 38 | 68 | 2.3 | 45 | 0 | 36 | 42 | 6 | 8 | 165 | 5.7 |
| 2017-18 | 16-0 | 102/6.4 | 8-19 | .421 | 0-2 | .000 | 6-8 | .750 | 2 | 6 | 8 | 0.5 | 12 | 0 | 13 | 17 | 0 | 1 | 22 | 1.4 |
| 2018-19 | 9-0 | 226/25.1 | 22-59 | .373 | 0-3 | .000 | 4-12 | .333 | 31 | 22 | 53 | 5.9 | 16 | 0 | 16 | 12 | 1 | 8 | 48 | 5.3 |
| TOTAL | 54-2 | 770/14.3 | 85-248 | .343 | 6-28 | .214 | 59-100 | .590 | 63 | 66 | 129 | 2.4 | 73 | 0 | 65 | 71 | 7 | 17 | 235 | 4.4 |

# MORE ON CARTER

## CARTER'S 2017-18 GAME-BY-GAME STATISTICS

| | | | | Total | | 3-Pointers | | Free throws | | Rebounds | | | | | | | | | | | |
|---|---|---|---|---|---|---|---|---|---|---|---|---|---|---|---|---|---|---|---|---|---|
| Opponent | Date | gs | min | fg-fga | pct | 3fg-fga | pct | ft-fta | pct | off | def | tot | avg | pf | a | t/o | blk | stl | pts | avg |
| MIDDLE TENNESSEE | 11/10/17 | | dnp | - | - | - | - | - | - | - | - | - | - | - | - | - | - | - | - | - |
| at Central Michigan | 11/14/17 | | dnp | - | - | - | - | - | - | - | - | - | - | - | - | - | - | - | - | - |
| at Tulane | 11/17/17 | | dnp | - | - | - | - | - | - | - | - | - | - | - | - | - | - | - | - | - |
| BALL STATE | 11/20/17 | | dnp | - | - | - | - | - | - | - | - | - | - | - | - | - | - | - | - | - |
| at George Washington | 11/23/17 | | 5 | 0-0 | .000 | 0-0 | .000 | 0-0 | .000 | 0 | 0 | 0 | 0.0 | 2 | 1 | 4 | 0 | 0 | 0 | 0.0 |
| vs Syracuse | 11/24/17 | | dnp | - | - | - | - | - | - | - | - | - | - | - | - | - | - | - | - | - |
| vs Wisconsin | 11/25/17 | | 6 | 0-0 | .000 | 0-0 | .000 | 0-0 | .000 | 0 | 1 | 1 | 0.5 | 1 | 1 | 3 | 0 | 0 | 0 | 0.0 |
| at Saint Louis | 11/29/17 | | 7 | 1-1 | 1.000 | 0-0 | .000 | 0-0 | .000 | 1 | 2 | 3 | 1.3 | 1 | 3 | 2 | 0 | 0 | 2 | 0.7 |
| IOWA STATE | 12/2/17 | | 3 | 0-1 | .000 | 0-0 | .000 | 0-0 | .000 | 0 | 0 | 0 | 1.0 | 1 | 0 | 0 | 0 | 0 | 0 | 0.5 |
| at LOUISVILLE | 12/7/17 | | 3 | 0-0 | .000 | 0-0 | .000 | 0-0 | .000 | 0 | 0 | 0 | 0.8 | 0 | 0 | 1 | 0 | 0 | 0 | 0.4 |
| MEMPHIS | 12/16/17 | | 4 | 0-0 | .000 | 0-0 | .000 | 0-0 | .000 | 0 | 0 | 0 | 0.7 | 1 | 0 | 2 | 0 | 0 | 0 | 0.3 |
| NC STATE | 12/19/17 | | dnp | - | - | - | - | - | - | - | - | - | - | - | - | - | - | - | - | - |
| BELMONT | 12/21/17 | | 4 | 0-1 | .000 | 0-0 | .000 | 0-0 | .000 | 0 | 0 | 0 | 0.6 | 1 | 0 | 0 | 0 | 0 | 0 | 0.3 |
| LIPSCOMB | 12/28/17 | | 10 | 1-3 | .333 | 0-0 | .000 | 0-0 | .000 | 0 | 2 | 2 | 0.8 | 1 | 4 | 2 | 0 | 0 | 2 | 0.5 |
| at LSU | 12/31/17 | | dnp | - | - | - | - | - | - | - | - | - | - | - | - | - | - | - | - | - |
| GEORGIA | 1/4/18 | | dnp | - | - | - | - | - | - | - | - | - | - | - | - | - | - | - | - | - |
| at Tennessee | 01/07/18 | | dnp | - | - | - | - | - | - | - | - | - | - | - | - | - | - | - | - | - |
| MISSOURI | 1/11/18 | | 5 | 0-2 | .000 | 0-1 | .000 | 0-0 | .000 | 0 | 0 | 0 | 0.7 | 1 | 0 | 0 | 0 | 0 | 0 | 0.4 |
| KENTUCKY | 01/15/18 | | 1 | 0-0 | .000 | 0-0 | .000 | 0-0 | .000 | 0 | 0 | 0 | 0.6 | 0 | 0 | 0 | 0 | 0 | 0 | 0.4 |
| SOUTH CAROLINA | 01/18/18 | | 10 | 1-3 | .333 | 0-0 | .000 | 0-1 | .000 | 1 | 0 | 1 | 0.6 | 1 | 1 | 0 | 0 | 0 | 2 | 0.5 |
| at Alabama | 01/21/18 | | 7 | 0-1 | .000 | 0-0 | .000 | 2-2 | 1.000 | 0 | 0 | 0 | 0.6 | 0 | 0 | 0 | 0 | 0 | 2 | 0.7 |
| TEXAS A&M | 01/28/18 | | 17 | 1-2 | .500 | 0-0 | .000 | 2-3 | .667 | 0 | 0 | 0 | 0.5 | 1 | 2 | 2 | 0 | 0 | 4 | 0.9 |
| at Ole Miss | 02-01-18 | | dnp | - | - | - | - | - | - | - | - | - | - | - | - | - | - | - | - | - |
| TENNESSEE | 2/4/18 | | dnp | - | - | - | - | - | - | - | - | - | - | - | - | - | - | - | - | - |
| at Georgia | 2/8/18 | | 5 | 0-0 | .000 | 0-0 | .000 | 0-0 | .000 | 0 | 0 | 0 | 0.5 | 0 | 0 | 1 | 0 | 0 | 0 | 0.9 |
| at Auburn | 02/12/18 | | dnp | - | - | - | - | - | - | - | - | - | - | - | - | - | - | - | - | - |
| MISSISSIPPI STATE | 02/15/18 | | dnp | - | - | - | - | - | - | - | - | - | - | - | - | - | - | - | - | - |
| at Florida | 02/18/18 | | 10 | 3-3 | 1.000 | 0-0 | .000 | 2-2 | 1.000 | 0 | 1 | 1 | 0.5 | 1 | 1 | 0 | 0 | 1 | 8 | 1.3 |
| at Missouri | 02/22/18 | | 5 | 1-2 | .500 | 0-1 | .000 | 0-0 | .000 | 0 | 0 | 0 | 0.5 | 0 | 0 | 0 | 0 | 0 | 2 | 1.4 |
| ARKANSAS | 02/25/18 | | dnp | - | - | - | - | - | - | - | - | - | - | - | - | - | - | - | - | - |
| vs Arkansas | 02/28/18 | | dnp | - | - | - | - | - | - | - | - | - | - | - | - | - | - | - | - | - |
| Totals | | 0 | 102 | 8-19 | .421 | 0-2 | .000 | 6-8 | .750 | 2 | 6 | 8 | 0.5 | 12 | 13 | 17 | 0 | 1 | 22 | 1.4 |

## CARTER'S 2016-17 GAME-BY-GAME STATISTICS

| | | | | Total | | 3-Pointers | | Free throws | | Rebounds | | | | | | | | | | |
|---|---|---|---|---|---|---|---|---|---|---|---|---|---|---|---|---|---|---|---|---|
| Opponent | Date | gs | min | fg-fga | pct | 3fg-fga | pct | ft-fta | pct | off | def | tot | avg | pf | a | t/o | blk | stl | pts | avg |
| KENNESAW STATE | 11/11/16 | | 14 | 2-9 | .222 | 1-3 | .333 | 2-2 | 1.000 | 2 | 1 | 3 | 3.0 | 3 | 1 | 0 | 0 | 0 | 7 | 7.0 |
| at Indiana | 11/13/16 | | 15 | 1-7 | .143 | 0-2 | .000 | 2-2 | 1.000 | 1 | 0 | 1 | 2.0 | 0 | 1 | 2 | 0 | 1 | 4 | 5.5 |
| DREXEL | 11/16/16 | | 6 | 2-2 | 1.000 | 0-0 | .000 | 0-0 | .000 | 0 | 0 | 0 | 1.3 | 1 | 0 | 2 | 0 | 0 | 4 | 5.0 |
| DUKE | 11/20/16 | | dnp | - | - | - | - | - | - | - | - | - | - | - | - | - | - | - | - | - |
| ROBERT MORRIS | 11/22/16 | | 17 | 3-4 | .750 | 1-1 | 1.000 | 0-0 | .000 | 1 | 1 | 2 | 1.5 | 3 | 1 | 0 | 0 | 0 | 7 | 5.5 |
| at UT Martin | 11-27-16 | | 7 | 0-0 | .000 | 0-0 | .000 | 1-2 | .500 | 0 | 1 | 1 | 1.4 | 1 | 1 | 0 | 1 | 0 | 1 | 4.6 |
| at Air Force | 12/02/16 | | 14 | 1-5 | .200 | 0-1 | .000 | 2-4 | .500 | 0 | 0 | 0 | 1.2 | 3 | 1 | 1 | 0 | 0 | 4 | 4.5 |
| vs SIUE | 12/03/16 | | 10 | 1-4 | .250 | 0-0 | .000 | 0-0 | .000 | 0 | 1 | 1 | 1.1 | 1 | 2 | 2 | 1 | 0 | 2 | 4.1 |
| TULANE | 12/05/16 | | 3 | 0-0 | .000 | 0-0 | .000 | 0-0 | .000 | 0 | 0 | 0 | 1.0 | 0 | 1 | 0 | 0 | 0 | 0 | 3.6 |
| at ETSU | 12/08/16 | | 17 | 1-5 | .200 | 0-1 | .000 | 1-2 | .500 | 2 | 0 | 2 | 1.1 | 2 | 0 | 0 | 2 | 0 | 3 | 3.6 |
| TENNESSEE TECH | 12/18/16 | | 23 | 8-12 | .667 | 0-1 | .000 | 2-2 | 1.000 | 2 | 5 | 7 | 1.7 | 2 | 4 | 1 | 0 | 1 | 18 | 5.0 |
| LOUISVILLE | 12/21/16 | * | 32 | 3-15 | .200 | 1-1 | 1.000 | 3-5 | .600 | 3 | 5 | 8 | 2.3 | 3 | 3 | 2 | 0 | 0 | 10 | 5.5 |
| at Memphis | 12/28/16 | * | 20 | 2-6 | .333 | 0-0 | .000 | 2-4 | .500 | 0 | 3 | 3 | 2.3 | 2 | 2 | 6 | 0 | 1 | 6 | 5.5 |
| at Texas A&M | 01/02/17 | | 22 | 4-6 | .667 | 0-1 | .000 | 1-2 | .500 | 0 | 2 | 2 | 2.3 | 2 | 2 | 0 | 0 | 0 | 9 | 5.8 |
| TENNESSEE | 01/05/17 | | 33 | 6-12 | .500 | 1-2 | .500 | 4-8 | .500 | 4 | 2 | 6 | 2.6 | 4 | 1 | 1 | 0 | 0 | 17 | 6.6 |
| at Georgia | 1/8/17 | | 20 | 3-10 | .300 | 1-2 | .500 | 2-3 | .667 | 1 | 3 | 4 | 2.7 | 1 | 1 | 2 | 0 | 0 | 9 | 6.7 |
| AUBURN | 01/12/17 | | 6 | 0-1 | .000 | 0-1 | .000 | 0-0 | .000 | 0 | 0 | 0 | 2.5 | 3 | 0 | 3 | 0 | 0 | 0 | 6.3 |
| MISSOURI | 01/15/17 | | 17 | 0-3 | .000 | 0-0 | .000 | 3-4 | .750 | 0 | 1 | 1 | 2.4 | 0 | 2 | 2 | 0 | 1 | 3 | 6.1 |
| at ARKANSAS | 01/19/17 | | 8 | 1-4 | .250 | 0-1 | .000 | 0-0 | .000 | 0 | 0 | 0 | 2.3 | 0 | 1 | 1 | 0 | 0 | 2 | 5.9 |
| at Tennessee | 01/22/17 | | 7 | 1-1 | 1.000 | 0-0 | .000 | 0-0 | .000 | 0 | 0 | 0 | 2.2 | 4 | 0 | 1 | 0 | 0 | 2 | 5.7 |
| ALABAMA | 01/26/17 | | 9 | 1-3 | .333 | 0-0 | .000 | 1-2 | .500 | 0 | 2 | 2 | 2.2 | 0 | 1 | 2 | 1 | 0 | 3 | 5.6 |
| FLORIDA | 01/29/17 | | 9 | 0-3 | .000 | 0-0 | .000 | 0-0 | .000 | 1 | 1 | 2 | 2.1 | 0 | 2 | 0 | 0 | 1 | 0 | 5.3 |
| at KENTUCKY | 02/05/17 | | 2 | 0-2 | .000 | 0-0 | .000 | 0-0 | .000 | 0 | 0 | 0 | 2.0 | 0 | 0 | 0 | 0 | 0 | 0 | 5.0 |
| at Mississippi State | 02/09/17 | | 13 | 0-5 | .000 | 0-0 | .000 | 4-6 | .667 | 1 | 1 | 2 | 2.0 | 1 | 0 | 2 | 0 | 1 | 4 | 5.0 |
| LSU | 02/13/17 | | 17 | 3-10 | .300 | 0-1 | .000 | 2-4 | .500 | 2 | 1 | 3 | 2.1 | 0 | 2 | 3 | 1 | 0 | 8 | 5.1 |
| at #6/5 South Carolina | 02/16/17 | | 24 | 1-12 | .083 | 0-2 | .000 | 7-10 | .700 | 4 | 2 | 6 | 2.2 | 1 | 2 | 2 | 0 | 0 | 9 | 5.3 |
| OLE MISS | 02/19/17 | | 27 | 3-9 | .333 | 1-1 | 1.000 | 6-10 | .600 | 3 | 3 | 6 | 2.4 | 1 | 1 | 1 | 0 | 1 | 13 | 5.6 |
| ARKANSAS | 02/23/17 | | 30 | 4-11 | .364 | 0-1 | .000 | 3-6 | .500 | 2 | 2 | 4 | 2.4 | 2 | 4 | 1 | 0 | 1 | 11 | 5.8 |
| at LSU | 2/26/17 | | 14 | 2-4 | .500 | 0-0 | .000 | 1-2 | .500 | 1 | 0 | 1 | 2.4 | 1 | 0 | 4 | 0 | 0 | 5 | 5.8 |
| vs Alabama | 03/01/17 | | 6 | 2-5 | .400 | 0-1 | .000 | 0-0 | .000 | 0 | 1 | 1 | 2.3 | 4 | 0 | 1 | 0 | 0 | 4 | 5.7 |
| Totals | | 2 | 442 | 55-170 | .324 | 6-23 | .261 | 49-80 | .613 | 30 | 38 | 68 | 2.3 | 45 | 36 | 42 | 6 | 8 | 165 | 5.7 |

# MEET THE COMMODORES

## Kaleigh CLEMONS-GREEN

**35 | 5-7 | GUARD | JUNIOR**
**Chattanooga, Tenn. | Baylor School**
**Major: Undeclared**

## 2017-18 SEASON HIGHLIGHTS

- Career-high 16 points against Ole Miss and was 8-of-8 from the free throw line
- Saw action in 29 games with 25 starts
- Led the team with 70 assists and shot 44.9 percent from long range

## CAREER HIGHS

**Points:** 16 vs. Ole Miss (2/19/17)
**3FG Made:** 2, 2x, last vs. Ole Miss (2/19/17)
**Rebounds:** 6 at Memphis, (12/28/16)
**Assists:** 6, 2x, last at Memphis, (12/28/16)
**Blocks:** 1, 2x, last vs. Tennessee Tech (12/18/16)
**Steals:** 3 vs. Memphis, (12/28/16)
**Minutes:** 33 vs. Ole Miss (2/19/17)

**2017-18 (Sophomore):** Averaged 3.3 ppg and 2.2 rpg in 26 appearances with 10 starts... Closed the season with five straight games with points; most consecutive games with points since opening season with a nine-game scoring streak... Grabbed five rebounds vs. Arkansas is most in SEC play and one shy of her career best ... Tallied seven points vs. South Carolina; the most points since scoring 8 vs. Ball State (Nov. 20) in non-conference action... Grabbed a rebound in 20 of 26 games played and has scored in 19 of 26 games this season... Tallied a Season high five rebounds vs. Syracuse; one shy of her career-best... Tied her career high with six assists against Syracuse a mark she has hit three times... First game this season in double figures with 11 pts at Tulane; third career game in double figures... Led the team in steals against the Blue Raiders and was just one shy of her career best of three steals set against Memphis last season ... Named to the SEC Community Service Team for her volunteer efforts.

**2016-17 (Freshman):** Had a solid freshman campaign, seeing action in 29 games… Was in the starting lineup for 25 games, second on the team behind only senior Marqu'es Webb… Led the team in total assists (70) and shot a team-best 44.9 percent from 3-point range… Scored a career-high 16 points in the win over Ole Miss (2/19)… Was held scoreless but had five rebounds and four assists in the loss to Alabama in the first round of the SEC Tournament... Scored seven points and matched her season high with six rebounds in the win over Arkansas on Feb. 23... Posted a career-high 16 points while going 8-for-8 at the foul line in the win over Ole Miss on Feb. 19... Contributed five points, five rebounds and five assists while committing just two turnovers in 29 minutes of action in the loss to Kentucky on Feb. 5... Recorded six points, six assists (tying season high) and two rebounds in loss to Florida on Jan. 29... Had seven points, five rebounds and matched her season-high six assists in the win over Alabama on Jan. 26... Scored 13 points and had five rebounds and three assists in loss to Texas A&M on Jan. 2... Had six points and team highs in two categories (six rebounds, six assists) in the loss to Memphis on Dec. 28… Produced a strong all-around performance with nine points, six assists and five rebounds in the win over Duke on Nov. 20… Scored nine points and had three assists in her college debut on Nov. 11 in the win over Kennesaw State.

**High School (Baylor School):** Two-time TSSAA Division II Class AA Miss Basketball (2015, 2016)... Four-time Best of Preps Tournament MVP... Three-time All-State selection... Two-time All-Region... Averaged 12.7 points, 7.4 assists, and 5.2 rebounds in high school... Played AAU for Alabama Southern Starz under Doug Bush and Kent Looney... Was ranked No. 56 at her position by ESPN HoopGurlz on Signing Day.

### CLEMONS-GREEN'S CAREER STATS

| | | | Total | | 3-Point | | F-Throws | | Rebounds | | | | | | | | | | Scoring | |
|---|---|---|---|---|---|---|---|---|---|---|---|---|---|---|---|---|---|---|---|---|
| Season | gp-gs | min/avg | fg-fga | pct | fg-fga | pct | ft-fta | pct | off | def | tot | avg | pf | fo | ast | to | blk | stl | pts | avg |
| 2016-17 | 29-25 | 607/20.9 | 45-144 | .313 | 22-49 | .449 | 30-38 | .789 | 24 | 64 | 88 | 3.0 | 67 | 2 | 70 | 84 | 2 | 16 | 142 | 4.9 |
| 2017-18 | 26-10 | 509/19.6 | 30-95 | .316 | 12-45 | .267 | 13-21 | .619 | 15 | 43 | 58 | 2.2 | 65 | 2 | 70 | 49 | 1 | 18 | 85 | 3.3 |
| TOTAL | 55-35 | 1116/20.3 | 75-239 | .314 | 34-94 | .362 | 43-59 | .729 | 39 | 107 | 146 | 2.7 | 132 | 4 | 140 | 133 | 3 | 34 | 227 | 4.1 |

# MORE ON CLEMONS-GREEN

## CLEMONS-GREEN'S 2017-18 GAME-BY-GAME STATISTICS

| | | | | Total | | 3-Pointers | | Free throws | | Rebounds | | | | | | | | | |
|---|---|---|---|---|---|---|---|---|---|---|---|---|---|---|---|---|---|---|---|
| Opponent | Date | gs | min | fg-fga | pct | 3fg-fga | pct | ft-fta | pct | off | def | tot | avg | pf | a | t/o | blk | stl | pts |
| MIDDLE TENNESSEE | 11/10/17 | | 26 | 0-1 | .000 | 0-1 | .000 | 3-4 | .750 | 1 | 1 | 2 | 2.0 | 4 | 2 | 2 | 0 | 2 | 3 |
| at Central Michigan | 11/14/17 | * | 27 | 2-6 | .333 | 1-3 | .333 | 0-0 | .000 | 0 | 4 | 4 | 3.0 | 5 | 3 | 0 | 0 | 1 | 5 |
| at Tulane | 11/17/17 | * | 28 | 4-7 | .571 | 1-1 | 1.000 | 2-3 | .667 | 1 | 1 | 2 | 2.7 | 5 | 2 | 2 | 0 | 1 | 11 |
| BALL STATE | 11/20/17 | * | 21 | 3-6 | .500 | 2-5 | .400 | 0-0 | .000 | 1 | 2 | 3 | 2.8 | 2 | 2 | 2 | 0 | 1 | 8 |
| at George Washington | 11/23/17 | * | 19 | 0-2 | .000 | 0-1 | .000 | 2-2 | 1.000 | 0 | 4 | 4 | 3.0 | 1 | 4 | 2 | 0 | 1 | 2 |
| vs Syracuse | 11/24/17 | * | 27 | 1-3 | .333 | 1-2 | .500 | 1-2 | .500 | 0 | 5 | 5 | 3.3 | 1 | 6 | 3 | 0 | 0 | 4 |
| vs Wisconsin | 11/25/17 | * | 25 | 1-3 | .333 | 0-1 | .000 | 0-0 | .000 | 0 | 1 | 1 | 3.0 | 0 | 4 | 3 | 0 | 1 | 2 |
| at Saint Louis | 11/29/17 | * | 21 | 2-5 | .400 | 2-3 | .667 | 0-0 | .000 | 0 | 3 | 3 | 3.0 | 2 | 1 | 1 | 0 | 2 | 6 |
| IOWA STATE | 12/2/17 | * | 22 | 2-8 | .250 | 0-1 | .000 | 0-0 | .000 | 0 | 1 | 1 | 2.8 | 3 | 1 | 0 | 0 | 1 | 4 |
| at LOUISVILLE | 12/7/17 | * | 11 | 0-2 | .000 | 0-1 | .000 | 0-0 | .000 | 1 | 2 | 3 | 2.8 | 3 | 1 | 1 | 0 | 0 | 0 |
| MEMPHIS | 12/16/17 | * | 19 | 2-5 | .400 | 1-2 | .500 | 0-0 | .000 | 1 | 3 | 4 | 2.9 | 1 | 2 | 1 | 0 | 0 | 5 |
| NC STATE | 12/19/17 | | dnp | - | - | - | - | - | - | - | - | - | - | - | - | - | - | - | - |
| BELMONT | 12/21/17 | | dnp | - | - | - | - | - | - | - | - | - | - | - | - | - | - | - | - |
| LIPSCOMB | 12/28/17 | | dnp | - | - | - | - | - | - | - | - | - | - | - | - | - | - | - | - |
| at LSU | 12/31/17 | | dnp | - | - | - | - | - | - | - | - | - | - | - | - | - | - | - | - |
| GEORGIA | 1/4/18 | | 18 | 0-2 | .000 | 0-0 | .000 | 0-0 | .000 | 0 | 0 | 0 | 2.7 | 4 | 1 | 3 | 0 | 1 | 0 |
| at Tennessee | 01/07/18 | | 10 | 0-1 | .000 | 0-0 | .000 | 0-0 | .000 | 0 | 0 | 0 | 2.5 | 2 | 3 | 3 | 0 | 1 | 0 |
| MISSOURI | 1/11/18 | | 22 | 0-2 | .000 | 0-2 | .000 | 0-0 | .000 | 1 | 1 | 2 | 2.4 | 3 | 5 | 1 | 0 | 0 | 0 |
| KENTUCKY | 01/15/18 | | 22 | 0-2 | .000 | 0-1 | .000 | 0-0 | .000 | 2 | 1 | 3 | 2.5 | 4 | 3 | 0 | 0 | 0 | 0 |
| SOUTH CAROLINA | 01/18/18 | | 27 | 3-7 | .429 | 1-3 | .333 | 0-0 | .000 | 1 | 0 | 1 | 2.4 | 2 | 4 | 1 | 0 | 0 | 7 |
| at Alabama | 01/21/18 | | 19 | 0-2 | .000 | 0-0 | .000 | 0-0 | .000 | 0 | 4 | 4 | 2.5 | 4 | 1 | 3 | 0 | 0 | 0 |
| TEXAS A&M | 01/28/18 | | 11 | 1-3 | .333 | 0-2 | .000 | 0-0 | .000 | 0 | 1 | 1 | 2.4 | 2 | 1 | 3 | 0 | 0 | 2 |
| at Ole Miss | 02-01-18 | | 19 | 2-5 | .400 | 0-2 | .000 | 3-7 | .429 | 0 | 1 | 1 | 2.3 | 4 | 3 | 1 | 0 | 2 | 7 |
| TENNESSEE | 2/4/18 | | 13 | 1-3 | .333 | 0-1 | .000 | 0-0 | .000 | 2 | 0 | 2 | 2.3 | 0 | 1 | 1 | 0 | 1 | 2 |
| at Georgia | 2/8/18 | | 13 | 0-2 | .000 | 0-1 | .000 | 0-0 | .000 | 0 | 0 | 0 | 2.2 | 3 | 2 | 2 | 1 | 0 | 0 |
| at Auburn | 02/12/18 | | 12 | 1-3 | .333 | 1-3 | .333 | 0-0 | .000 | 0 | 0 | 0 | 2.1 | 0 | 1 | 1 | 0 | 0 | 3 |
| MISSISSIPPI STATE | 02/15/18 | | 22 | 1-2 | .500 | 0-0 | .000 | 0-0 | .000 | 0 | 2 | 2 | 2.1 | 2 | 4 | 8 | 0 | 0 | 2 |
| at Florida | 02/18/18 | | 11 | 1-2 | .500 | 1-2 | .500 | 1-2 | .500 | 1 | 1 | 2 | 2.1 | 3 | 3 | 0 | 0 | 1 | 4 |
| at Missouri | 02/22/18 | | dnp | - | - | - | - | - | - | - | - | - | - | - | - | - | - | - | - |
| ARKANSAS | 02/25/18 | | 21 | 1-3 | .333 | 0-1 | .000 | 0-0 | .000 | 1 | 4 | 5 | 2.2 | 2 | 4 | 3 | 0 | 2 | 2 |
| vs Arkansas | 02/28/18 | | 23 | 2-8 | .250 | 1-6 | .167 | 1-1 | 1.000 | 2 | 1 | 3 | 2.2 | 3 | 6 | 2 | 0 | 0 | 6 |
| Totals | | 10 | 509 | 30-95 | .316 | 12-45 | .267 | 13-21 | .619 | 15 | 43 | 58 | 2.2 | 65 | 70 | 49 | 1 | 18 | 85 |

## CLEMONS-GREEN'S 2016-17 GAME-BY-GAME STATISTICS

| | | | | Total | | 3-Pointers | | Free throws | | Rebounds | | | | | | | | | |
|---|---|---|---|---|---|---|---|---|---|---|---|---|---|---|---|---|---|---|---|
| Opponent | Date | gs | min | fg-fga | pct | 3fg-fga | pct | ft-fta | pct | off | def | tot | avg | pf | a | t/o | blk | stl | pts |
| KENNESAW STATE | 11/11/16 | * | 23 | 3-8 | .375 | 1-2 | .500 | 2-2 | 1.000 | 1 | 0 | 1 | 1.0 | 2 | 3 | 4 | 1 | 1 | 9 |
| at Indiana | 11/13/16 | * | 17 | 2-3 | .667 | 1-1 | 1.000 | 0-0 | .000 | 0 | 2 | 2 | 1.5 | 4 | 1 | 3 | 0 | 0 | 5 |
| DREXEL | 11/16/16 | * | 15 | 0-3 | .000 | 0-0 | .000 | 0-0 | .000 | 0 | 2 | 2 | 1.7 | 0 | 1 | 1 | 0 | 0 | 0 |
| DUKE | 11/20/16 | * | 30 | 3-7 | .429 | 1-3 | .333 | 2-2 | 1.000 | 1 | 4 | 5 | 2.5 | 2 | 6 | 5 | 0 | 0 | 9 |
| ROBERT MORRIS | 11/22/16 | * | 20 | 1-1 | 1.000 | 1-1 | 1.000 | 1-2 | .500 | 1 | 3 | 4 | 2.8 | 2 | 2 | 2 | 0 | 0 | 4 |
| at UT Martin | 11-27-16 | * | 13 | 2-5 | .400 | 2-3 | .667 | 2-2 | 1.000 | 0 | 1 | 1 | 2.5 | 1 | 1 | 0 | 0 | 1 | 8 |
| at Air Force | 12/02/16 | * | 24 | 1-4 | .250 | 0-0 | .000 | 4-4 | 1.000 | 0 | 4 | 4 | 2.7 | 3 | 4 | 1 | 0 | 0 | 6 |
| vs SIUE | 12/03/16 | * | 22 | 1-4 | .250 | 0-2 | .000 | 2-2 | 1.000 | 0 | 2 | 2 | 2.6 | 2 | 5 | 1 | 0 | 1 | 4 |
| TULANE | 12/05/16 | * | 11 | 2-4 | .500 | 1-1 | 1.000 | 0-0 | .000 | 1 | 1 | 2 | 2.6 | 1 | 0 | 0 | 0 | 2 | 5 |
| at ETSU | 12/08/16 | * | 15 | 0-4 | .000 | 0-2 | .000 | 0-0 | .000 | 1 | 3 | 4 | 2.7 | 0 | 0 | 2 | 0 | 0 | 0 |
| TENNESSEE TECH | 12/18/16 | * | 19 | 0-2 | .000 | 0-0 | .000 | 0-0 | .000 | 1 | 4 | 5 | 2.9 | 4 | 4 | 0 | 1 | 0 | 0 |
| LOUISVILLE | 12/21/16 | | 6 | 0-1 | .000 | 0-0 | .000 | 0-0 | .000 | 0 | 1 | 1 | 2.8 | 0 | 0 | 4 | 0 | 1 | 0 |
| at Memphis | 12/28/16 | | 28 | 2-8 | .250 | 2-3 | .667 | 0-0 | .000 | 0 | 6 | 6 | 3.0 | 5 | 6 | 1 | 0 | 3 | 6 |
| at Texas A&M | 01/02/17 | * | 30 | 5-9 | .556 | 1-1 | 1.000 | 2-2 | 1.000 | 4 | 1 | 5 | 3.1 | 4 | 3 | 4 | 0 | 0 | 13 |
| TENNESSEE | 01/05/17 | * | 9 | 1-3 | .333 | 1-1 | 1.000 | 0-0 | .000 | 0 | 0 | 0 | 2.9 | 1 | 0 | 3 | 0 | 0 | 3 |
| at Georgia | 1/8/17 | * | 23 | 1-8 | .125 | 1-2 | .500 | 0-2 | .000 | 1 | 3 | 4 | 3.0 | 1 | 1 | 2 | 0 | 1 | 3 |
| AUBURN | 01/12/17 | * | 26 | 2-6 | .333 | 2-2 | 1.000 | 0-2 | .000 | 1 | 1 | 2 | 2.9 | 4 | 3 | 4 | 0 | 0 | 6 |
| MISSOURI | 01/15/17 | | dnp | - | - | - | - | - | - | - | - | - | - | - | - | - | - | - | - |
| at ARKANSAS | 01/19/17 | | 13 | 0-3 | .000 | 0-0 | .000 | 2-2 | 1.000 | 0 | 0 | 0 | 2.8 | 0 | 1 | 0 | 0 | 0 | 2 |
| at Tennessee | 01/22/17 | | 15 | 1-4 | .250 | 1-2 | .500 | 4-6 | .667 | 0 | 2 | 2 | 2.7 | 2 | 1 | 5 | 0 | 0 | 7 |
| ALABAMA | 01/26/17 | * | 28 | 3-6 | .500 | 1-1 | 1.000 | 0-0 | .000 | 2 | 3 | 5 | 2.9 | 4 | 6 | 6 | 0 | 1 | 7 |
| FLORIDA | 01/29/17 | * | 27 | 2-7 | .286 | 1-2 | .500 | 1-2 | .500 | 1 | 1 | 2 | 2.8 | 4 | 6 | 7 | 0 | 0 | 6 |
| at KENTUCKY | 02/05/17 | * | 32 | 2-9 | .222 | 1-4 | .250 | 0-0 | .000 | 1 | 4 | 5 | 2.9 | 4 | 5 | 2 | 0 | 2 | 5 |
| at Mississippi State | 02/09/17 | * | 27 | 1-7 | .143 | 0-2 | .000 | 0-0 | .000 | 1 | 1 | 2 | 2.9 | 3 | 2 | 2 | 0 | 0 | 2 |
| LSU | 02/13/17 | * | 18 | 1-4 | .250 | 0-2 | .000 | 0-0 | .000 | 2 | 0 | 2 | 2.8 | 0 | 2 | 4 | 0 | 1 | 2 |
| at #6/5 South Carolina | 02/16/17 | * | 22 | 1-5 | .200 | 0-2 | .000 | 0-0 | .000 | 0 | 3 | 3 | 2.8 | 4 | 1 | 4 | 0 | 0 | 2 |
| OLE MISS | 02/19/17 | * | 33 | 3-4 | .750 | 2-3 | .667 | 8-8 | 1.000 | 0 | 3 | 3 | 2.8 | 2 | 2 | 4 | 0 | 0 | 16 |
| ARKANSAS | 02/23/17 | * | 22 | 3-6 | .500 | 1-3 | .333 | 0-0 | .000 | 1 | 5 | 6 | 3.0 | 5 | 0 | 3 | 0 | 1 | 7 |
| at LSU | 2/26/17 | * | 17 | 2-3 | .667 | 1-2 | .500 | 0-0 | .000 | 2 | 1 | 3 | 3.0 | 1 | 0 | 6 | 0 | 0 | 5 |
| vs Alabama | 03/01/17 | * | 22 | 0-6 | .000 | 0-2 | .000 | 0-0 | .000 | 2 | 3 | 5 | 3.0 | 2 | 4 | 4 | 0 | 1 | 0 |
| Totals | | 25 | 607 | 45-144 | .313 | 22-49 | .449 | 30-38 | .789 | 24 | 64 | 88 | 3.0 | 67 | 70 | 84 | 2 | 16 | 142 |

# Mariella FASOULA

## 34 | 6-5 | CENTER | RS-JUNIOR

### Athens, Greece | Boston College
### Major: Communication Studies

**2017-18 (Vanderbilt):** Fasoula sat out the 17-18 season at Vanderbilt after transferring from Boston College... Played on Greece National team in FIBA World Cup during fall 2018.

**2016-17 (Boston College):** Started all 29 games in second year on campus... Topped Eagles in scoring (16.0 ppg) and rebounds (7.5 rpg)... Made 49.6 percent of field goals (202 of 407)... Scored career-high 29 points against Penn State and topped 20 points in five Atlantic Coast Conference games... Scored 20 points and matched career high with 14 rebounds against nationally ranked Notre Dame... Averaged 15.3 points in conference action.

**2015-16 (Boston College):** Earned 26 starts at forward for Boston College... Participated in 30 games, averaging 25.9 minutes... Averaged 13.5 points per game and 5.4 rebounds... Added 24 blocked shots... Hit 54.4 percent of field goals (178 of 327)... Force on the boards, with 27% of all rebounds coming on the offensive end... Reached double digits in scoring in 19 games, topped by 23-point efforts at Purdue and at Georgia Tech... Contributed at least five rebounds in 21 games, topped by 9-rebound performances against Yale and North Carolina.

**High School (American Community School) :** Attended American Community School in Athens... Prior to living in Greece, she attended Lausanne Collegiate School in Memphis, Tenn... A member of the Greek National program... Played for Proteas Voulas in the Division 1 League in Greece... Helped Proteas Voulas win three Greek Championships, the Greek Cup and is a three-time MVP... Averaged 10 points and six rebounds in the Greek Women's Division 1 League and averaged 25 points and 15 rebounds for the Greek Under-18 team.

**Personal:** Daughter of Panagiotis Fasoula and Maria Zacharia… has a younger brother, Yannis… Father played for the Greek National team, NC State and was chosen by the Portland Trailblazers in the 1986 NBA Draft… High academic achiever.

## FASOULA'S CAREER STATS (at Boston College)

| | | | Total | | 3-Point | | F-Throws | | Rebounds | | | | | | | | | | Scoring | |
|---|---|---|---|---|---|---|---|---|---|---|---|---|---|---|---|---|---|---|---|---|
| Season | gp-gs | min/avg | fg-fga | pct | fg-fga | pct | ft-fta | pct | off | def | tot | avg | pf | fo | ast | to | blk | stl | pts | avg |
| 2015-16 | 30-26 | 776/25.9 | 178-327 | .544 | 0-0 | .000 | 48-72 | .667 | 42 | 121 | 163 | 5.4 | 86 | 1 | 28 | 80 | 24 | 9 | 404 | 13.5 |
| 2016-17 | 29-29 | 862/29.7 | 202-407 | .496 | 0-0 | .000 | 59-95 | .621 | 56 | 162 | 218 | 7.5 | 79 | 1 | 55 | 103 | 33 | 20 | 463 | 16.0 |
| TOTAL | 59-55 | 1638/27.8 | 380-734 | .518 | 0-0 | .000 | 107-167 | .641 | 98 | 283 | 381 | 6.5 | 165 | 2 | 83 | 183 | 57 | 29 | 867 | 14.7 |

# MORE ON FASOULA

## MARIELLA REPRESENTS GREECE IN

While her teammates were on campus in September, Vanderbilt redshirt junior Mariella Fasoula was honing her skills against the world's finest players as a member of the Greece national team that competed in the FIBA World Cup.

One of the youngest members of the Greek international squad, Fasoula closed the World Cup in outstanding fashion, finishing as her team's high scorer with 18 points in Greece's last game, a 57-56 defeat at the hands of Nigeria. That loss kept Fasoula and her Greek teammates from a matchup with the United States in the quarterfinals.

Playing center in the tournament, Fasoula averaged 9.5 points and 5.5 rebounds for the Greece squad. She was among the tournament's top-10 performers in rebounds and blocked shots.

# MEET THE COMMODORES:

## Chelsie HALL

**2 | 5-7 | GUARD | SOPHOMORE**

**Seffner Fla. | Seffner Christian HS**
**Major: Undeclared**

### 2017-18 SEASON HIGHLIGHTS

- Hall earned SEC All-Freshman honors after averaging 11.9 points, 3.5 rebounds and 3.2 assists.
- Scored in double-figures in 12 of last 19 games.
- Had 21 points and season-high nine assists against Alabama.

### CAREER HIGHS

**Points:** 26, vs. Belmont (12/21/17)
**3FG Made:** 2 (3x), last vs. Arkansas (2/28/18)
**Rebounds:** 8, at Tennessee (1/4/18)
**Assists:** 9, at Alabama, (1/21/18)
**Steals:** 5, vs. Kentucky, (12/28/16)
**Minutes:** 40 (2x), last at Missouri (2/22/18)

**2017-18 (Freshman):** Averaged 11.9 ppg and 3.5 rpg with 31 starts her freshman season... Averaged 11.1 ppg against SEC competition... Her 11.9 points ranks in the top 25 (No. 26) among her SEC counterparts and made her the No. 3 freshman scorer... Earned a spot on the 2017 SEC All-Freshman team... 19 games in double figures on the season... Season-best four consecutive games in double figures, had streak snapped at Georgia and averaged 16.75 ppg in that span... Tallied a career-best nine assists at Alabama, the most since Minta Spears had 7 vs. LSU (2/13/17) ... Nabbed a career-best five steals vs. Kentucky, the five steals were the most since Minta Spears had 5 against Troy (12/10/15)... Posted three 20+ outings this season... Reached double figures in 12 of the last 19 games... Tallied a career-best eight rebounds vs. Tennessee... Averaged 3.5 rpg as Vanderbilt's top rebounding guard ... Went a perfect 9-of-9 from the free throw line vs. Belmont... Her nine free throws were the most for a Commodore in a single-game in 2017-18... Recorded a season-best 14 attempts at Tennessee (9-of-14) ... Tallied 25 points vs. Ball State to became the first 20-point scorer this for Vanderbilt in 2017-18... Scored her first collegiate points with Vanderbilt's first points of the game against Middle Tennessee.

**High School (Seffner Christian):** Standout starting guard for one of top programs in Tampa Bay area for the last three years... First team All-State selection as junior and senior... As senior, averaged 18.6 points and 5.8 rebounds, helping Seffner Christian to 29-2 overall record and appearance in Florida 3A state championship... As junior, Hall averaged 15.0 points, 4.4 assists and 4.0 rebounds, contributed to squad that made state 3A Final Four... Prior to moving to Tampa area, Hall started three years on high school varsity squads beginning as a 7th grader near Fort Lauderdale... Earned varsity letters in soccer and basketball at Seffner Christian... High academic achiever, President's Honor Roll recipient... Participated in community service projects ranging from mentoring young children with the Miami Suns basketball program to volunteering at A Kid's Place, a safe home for foster children in the Tampa area.

**Personal:** Chelsie Ellise Pricilla Hall... Born Jan. 12, 1999... Daughter of Errol and Claudette Hall... Has two siblings: a sister, Candice, and a brother, Errol Jr.

### HALL'S CAREER STATS

| | | | Total | | 3-Point | | F-Throws | | Rebounds | | | | | | | | | | Scoring | |
|---|---|---|---|---|---|---|---|---|---|---|---|---|---|---|---|---|---|---|---|---|
| Season | gp-gs | min/avg | fg-fga | pct | fg-fga | pct | ft-fta | pct | off | def | tot | avg | pf | fo | ast | to | blk | stl | pts | avg |
| 2017-18 | 31-31 | 917/29.6 | 143-310 | .461 | 14-43 | .326 | 70-100 | .700 | 21 | 86 | 107 | 3.5 | 69 | 1 | 95 | 106 | 0 | 33 | 370 | 11.9 |
| 2018-19 | 7-7 | 237/33.9 | 36-89 | .404 | 4-17 | .235 | 23-30 | .767 | 12 | 12 | 24 | 3.4 | 15 | 1 | 32 | 19 | 2 | 8 | 99 | 14.1 |
| TOTAL | 38-38 | 1154/30.4 | 179-399 | .449 | 18-60 | .300 | 93-130 | .715 | 33 | 98 | 131 | 3.4 | 84 | 2 | 127 | 125 | 2 | 41 | 469 | 12.3 |

# MORE ON HALL

## HALL'S 2017-18 GAME-BY-GAME STATISTICS

| | | | | Total | | 3-Pointers | | Free throws | | Rebounds | | | | | | | | | | | |
|---|---|---|---|---|---|---|---|---|---|---|---|---|---|---|---|---|---|---|---|---|---|
| Opponent | Date | gs | min | fg-fga | pct | 3fg-fga | pct | ft-fta | pct | off | def | tot | avg | pf | a | t/o | blk | stl | pts | avg |
| MIDDLE TENNESSEE | 11/10/17 | * | 33 | 4-9 | .444 | 0-1 | .000 | 1-2 | .500 | 1 | 2 | 3 | 3.0 | 2 | 3 | 6 | 0 | 1 | 9 | 9.0 |
| at Central Michigan | 11/14/17 | * | 24 | 5-10 | .500 | 1-1 | 1.000 | 0-0 | .000 | 0 | 2 | 2 | 2.5 | 3 | 1 | 2 | 0 | 0 | 11 | 10.0 |
| at Tulane | 11/17/17 | * | 15 | 1-3 | .333 | 0-1 | .000 | 0-2 | .000 | 0 | 2 | 2 | 2.3 | 2 | 0 | 0 | 0 | 0 | 2 | 7.3 |
| BALL STATE | 11/20/17 | * | 35 | 10-14 | .714 | 0-1 | .000 | 5-7 | .714 | 2 | 3 | 5 | 3.0 | 4 | 2 | 4 | 0 | 2 | 25 | 11.8 |
| at George Washington | 11/23/17 | * | 29 | 8-15 | .533 | 1-3 | .333 | 1-1 | 1.000 | 0 | 4 | 4 | 3.2 | 1 | 3 | 6 | 0 | 3 | 18 | 13.0 |
| vs Syracuse | 11/24/17 | * | 30 | 3-10 | .300 | 1-2 | .500 | 0-0 | .000 | 0 | 5 | 5 | 3.5 | 3 | 2 | 3 | 0 | 1 | 7 | 12.0 |
| vs Wisconsin | 11/25/17 | * | 37 | 6-17 | .353 | 0-2 | .000 | 3-6 | .500 | 2 | 3 | 5 | 3.7 | 1 | 3 | 1 | 0 | 1 | 15 | 12.4 |
| at Saint Louis | 11/29/17 | * | 26 | 4-8 | .500 | 0-2 | .000 | 6-6 | 1.000 | 1 | 4 | 5 | 3.9 | 1 | 4 | 2 | 0 | 2 | 14 | 12.6 |
| IOWA STATE | 12/2/17 | * | 33 | 8-16 | .500 | 0-2 | .000 | 0-1 | .000 | 2 | 4 | 6 | 4.1 | 3 | 6 | 2 | 0 | 0 | 16 | 13.0 |
| at LOUISVILLE | 12/7/17 | * | 32 | 6-12 | .500 | 0-1 | .000 | 4-4 | 1.000 | 1 | 2 | 3 | 4.0 | 2 | 2 | 4 | 0 | 1 | 16 | 13.3 |
| MEMPHIS | 12/16/17 | * | 29 | 3-8 | .375 | 0-0 | .000 | 0-0 | .000 | 0 | 1 | 1 | 3.7 | 4 | 2 | 3 | 0 | 2 | 6 | 12.6 |
| NC STATE | 12/19/17 | * | 26 | 3-7 | .429 | 0-0 | .000 | 0-0 | .000 | 0 | 2 | 2 | 3.6 | 0 | 0 | 3 | 0 | 0 | 6 | 12.1 |
| BELMONT | 12/21/17 | * | 34 | 8-16 | .500 | 1-2 | .500 | 9-9 | 1.000 | 0 | 1 | 1 | 3.4 | 2 | 3 | 2 | 0 | 0 | 26 | 13.2 |
| LIPSCOMB | 12/28/17 | * | 36 | 7-18 | .389 | 0-1 | .000 | 3-4 | .750 | 1 | 3 | 4 | 3.4 | 3 | 3 | 2 | 0 | 0 | 17 | 13.4 |
| at LSU | 12/31/17 | * | 40 | 6-13 | .462 | 2-3 | .667 | 4-7 | .571 | 0 | 4 | 4 | 3.5 | 1 | 6 | 6 | 0 | 3 | 18 | 13.7 |
| GEORGIA | 1/4/18 | * | 28 | 7-13 | .538 | 0-0 | .000 | 3-3 | 1.000 | 1 | 2 | 3 | 3.4 | 2 | 1 | 6 | 0 | 2 | 17 | 13.9 |
| at Tennessee | 01/07/18 | * | 27 | 3-10 | .300 | 0-1 | .000 | 9-14 | .643 | 2 | 6 | 8 | 3.7 | 3 | 2 | 7 | 0 | 0 | 15 | 14.0 |
| MISSOURI | 1/11/18 | * | 26 | 4-9 | .444 | 1-1 | 1.000 | 1-2 | .500 | 1 | 1 | 2 | 3.6 | 1 | 2 | 2 | 0 | 1 | 10 | 13.8 |
| KENTUCKY | 01/15/18 | * | 25 | 2-7 | .286 | 0-1 | .000 | 0-0 | .000 | 0 | 4 | 4 | 3.6 | 4 | 5 | 5 | 0 | 5 | 4 | 13.3 |
| SOUTH CAROLINA | 01/18/18 | * | 10 | 0-2 | .000 | 0-0 | .000 | 0-0 | .000 | 0 | 0 | 0 | 3.5 | 2 | 0 | 1 | 0 | 0 | 0 | 12.6 |
| at Alabama | 01/21/18 | * | 34 | 7-12 | .583 | 0-1 | .000 | 7-9 | .778 | 1 | 4 | 5 | 3.5 | 3 | 9 | 1 | 0 | 2 | 21 | 13.0 |
| TEXAS A&M | 01/28/18 | * | 37 | 7-11 | .636 | 0-2 | .000 | 2-2 | 1.000 | 1 | 4 | 5 | 3.6 | 1 | 3 | 6 | 0 | 0 | 16 | 13.1 |
| at Ole Miss | 02-01-18 | * | 24 | 5-10 | .500 | 0-1 | .000 | 1-2 | .500 | 1 | 0 | 1 | 3.5 | 5 | 3 | 3 | 0 | 2 | 11 | 13.0 |
| TENNESSEE | 2/4/18 | * | 38 | 6-10 | .600 | 2-2 | 1.000 | 5-8 | .625 | 0 | 6 | 6 | 3.6 | 4 | 5 | 5 | 0 | 1 | 19 | 13.3 |
| at Georgia | 2/8/18 | * | 31 | 2-8 | .250 | 1-2 | .500 | 0-0 | .000 | 0 | 2 | 2 | 3.5 | 2 | 2 | 3 | 0 | 1 | 5 | 13.0 |
| at Auburn | 02/12/18 | * | 31 | 2-4 | .500 | 1-2 | .500 | 1-4 | .250 | 0 | 5 | 5 | 3.6 | 2 | 6 | 5 | 0 | 0 | 6 | 12.7 |
| MISSISSIPPI STATE | 02/15/18 | * | 30 | 3-8 | .375 | 0-0 | .000 | 0-2 | .000 | 1 | 1 | 2 | 3.5 | 2 | 4 | 5 | 0 | 1 | 6 | 12.4 |
| at Florida | 02/18/18 | * | 34 | 6-10 | .600 | 1-2 | .500 | 3-3 | 1.000 | 0 | 2 | 2 | 3.5 | 2 | 2 | 2 | 0 | 0 | 16 | 12.6 |
| at Missouri | 02/22/18 | * | 40 | 4-9 | .444 | 0-0 | .000 | 2-2 | 1.000 | 0 | 3 | 3 | 3.4 | 0 | 4 | 4 | 0 | 2 | 10 | 12.5 |
| ARKANSAS | 02/25/18 | * | 16 | 1-5 | .200 | 0-2 | .000 | 0-0 | .000 | 1 | 1 | 2 | 3.4 | 2 | 2 | 2 | 0 | 0 | 2 | 12.1 |
| vs Arkansas | 02/28/18 | * | 27 | 2-6 | .333 | 2-4 | .500 | 0-0 | .000 | 2 | 3 | 5 | 3.5 | 2 | 5 | 3 | 0 | 0 | 6 | 11.9 |
| Totals | | 31 | 917 | 143-310 | .461 | 14-43 | .326 | 70-100 | .700 | 21 | 86 | 107 | 3.5 | 69 | 95 | 106 | 0 | 33 | 370 | 11.9 |

# MEET THE COMMODORES:

## Bree HORROCKS

**22 | 6-5 | CENTER | RS-SENIOR**

**Buford, Ga. | Buford HS | Purdue**
**Major: Child Studies (Masters)**

### 2017-18 SEASON HIGHLIGHTS

• Contributed four points and three rebounds against Alabama while playing season-high 18 minutes.

### CAREER HIGHS

**Points:** 15, vs. Incarnate Word, 12/10/15 (Purdue)
**3FG Made:** N/A
**Rebounds:** 11, vs. Minnesota, 1/14/16 (Purdue)
**Blocks:** 2 (3x), last at Illinois, 1/3/16 (Purdue)
**Assists:** 2, at Rutgers, 2/14/15 (Purdue)
**Steals:** 1 (5x), last at Memphis, 12/16/17 (Vandy)
**Minutes:** 33, vs. Rutgers, 2/25/16

**2017-18 (Vanderbilt/Junior):** Averaged 1.5 ppg and 0.5 rpg in 20 appearances with one start... Tied her season-high with four points against Tulane and George Washington... Season-high 18 minutes at Alabama... Season-high three rebounds at Alabama; most rebounds in SEC play and since grabbing two rebounds vs. Memphis... Made her Vanderbilt debut after transferring in as a grad transfer from Purdue against Middle Tennessee... Earned her first start as a Commodores against the Blue Raiders.

**2016-17 (Purdue):** Appeared in just two games as post player before forced to end campaign due to injury.

**2015-16 (Purdue):** Became the fifth player in Purdue history (second Boilermaker in 2015-16) to shoot 100 percent from the floor with at least seven FG attempts, hitting 7-of-7 against Incarnate Word, scoring a career-high 15 points... Grabbed a career-best 11 rebounds against Minnesota, including six on the offensive end... Posted 10 points and five rebounds vs. Rutgers, marking her top individual effort in a Big Ten Conference game... Had 12 points and five rebounds in Big Ten Tournament quarterfinal game against Michigan State... Was perfect from the field on six occasions this year, including four efforts with at least three field goal attempts... Posted the fewest turnovers per minutes played on the team, committing just 10 in 452 minutes on the year.

**2014-15 (Purdue):** Appeared in 29 games, averaging 7.4 minutes in her first year with the Boilermakers... Connected on 44.2 percent from the field, ranking eighth amongst Big Ten freshmen in field goal percentage... Posted a career-best eight points on 3-of-4 shooting and two free throws vs. Florida State... Finished with four points and a career-high four rebounds vs. Indiana... Blocked two shots while playing a season-high 16 minutes at Michigan.

**High School (Buford):** Three-sport varsity letterwinner at Buford HS, participating in basketball, volleyball and track & field... Earned all-state and all-county in basketball after helping Buford to Georgia AAA state title game... Ranked 35 overall by Blue Star Basketball... Also named first team all-county in volleyball...High academic achiever, earning AP Scholar Award in 2012-13.

**Personal:** Briana Katja Horrocks... Born Oct. 11, 1995... Daughter of Mary Nimphius and John Horrocks... Has one sister, Alexis.

### HORROCKS' CAREER STATS - VANDERBILT

| | | | Total | | 3-Point | | F-Throws | | Rebounds | | | | | | | | | | Scoring | |
|---|---|---|---|---|---|---|---|---|---|---|---|---|---|---|---|---|---|---|---|---|
| Season | gp-gs | min/avg | fg-fga | pct | fg-fga | pct | ft-fta | pct | off | def | tot | avg | pf | fo | ast | to | blk | stl | pts | avg |
| 2017-18 | 20-1 | 127/6.4 | 12-22 | .545 | 0-0 | .000 | 6-7 | .857 | 4 | 14 | 18 | 0.9 | 16 | 0 | 1 | 9 | 0 | 3 | 30 | 1.5 |
| TOTAL | 20-1 | 127/6.4 | 12-22 | .545 | 0-0 | .000 | 6-7 | .857 | 4 | 14 | 18 | 0.9 | 16 | 0 | 1 | 9 | 0 | 3 | 30 | 1.5 |

### HORROCKS' CAREER STATS - PURDUE

| | | | Total | | 3-Point | | F-Throws | | Rebounds | | | | | | | | | | Scoring | |
|---|---|---|---|---|---|---|---|---|---|---|---|---|---|---|---|---|---|---|---|---|
| Season | gp-gs | min/avg | fg-fga | pct | fg-fga | pct | ft-fta | pct | off | def | tot | avg | pf | fo | ast | to | blk | stl | pts | avg |
| 2014-15 | 29-0 | 214/7.4 | 23-52 | .442 | 0-0 | .000 | 4-9 | .444 | 8 | 24 | 32 | 1.1 | 38 | 0 | 4 | 12 | 2 | 1 | 50 | 1.7 |
| 2015-16 | 30-7 | 452/15.1 | 54-108 | .500 | 0-1 | .000 | 24-34 | .706 | 30 | 57 | 87 | 2.9 | 53 | 0 | 7 | 10 | 15 | 4 | 132 | 4.4 |
| 2016-17 | 2-1 | 13/6.5 | 0-1 | .000 | 0-0 | .000 | 0-0 | .000 | 1 | 1 | 2 | 1.0 | 1 | 0 | 1 | 1 | 1 | 0 | 0 | 0.0 |
| TOTAL | 61-8 | 679/11.1 | 77-161 | .478 | 0-1 | .000 | 28-43 | .651 | 39 | 82 | 121 | 2.0 | 92 | 0 | 12 | 23 | 18 | 5 | 182 | 3.0 |

# MORE ON HORROCKS

## HORROCKS' 2017-18 GAME-BY-GAME STATISTICS

| | | | | Total | | 3-Pointers | | Free throws | | Rebounds | | | | | | | | | | | |
|---|---|---|---|---|---|---|---|---|---|---|---|---|---|---|---|---|---|---|---|---|---|
| Opponent | Date | gs | min | fg-fga | pct | 3fg-fga | pct | ft-fta | pct | off | def | tot | avg | pf | a | t/o | blk | stl | pts | avg |
| MIDDLE TENNESSEE | 11/10/17 | * | 14 | 1-2 | .500 | 0-0 | .000 | 0-0 | .000 | 0 | 2 | 2 | 2.0 | 4 | 0 | 2 | 0 | 0 | 2 | 2.0 |
| at Central Michigan | 11/14/17 | | 3 | 0-1 | .000 | 0-0 | .000 | 2-2 | 1.000 | 1 | 0 | 1 | 1.5 | 0 | 0 | 0 | 0 | 0 | 2 | 2.0 |
| at Tulane | 11/17/17 | | 5 | 1-1 | 1.000 | 0-0 | .000 | 2-3 | .667 | 0 | 2 | 2 | 1.7 | 0 | 0 | 0 | 0 | 0 | 4 | 2.7 |
| BALL STATE | 11/20/17 | | dnp | - | - | - | - | - | - | - | - | - | - | - | - | - | - | - | - | - |
| at George Washington | 11/23/17 | | 12 | 2-2 | 1.000 | 0-0 | .000 | 0-0 | .000 | 0 | 2 | 2 | 1.8 | 1 | 0 | 2 | 0 | 0 | 4 | 3.0 |
| vs Syracuse | 11/24/17 | | dnp | - | - | - | - | - | - | - | - | - | - | - | - | - | - | - | - | - |
| vs Wisconsin | 11/25/17 | | 3 | 0-2 | .000 | 0-0 | .000 | 0-0 | .000 | 1 | 0 | 1 | 1.6 | 0 | 0 | 0 | 0 | 0 | 0 | 2.4 |
| at Saint Louis | 11/29/17 | | dnp | - | - | - | - | - | - | - | - | - | - | - | - | - | - | - | - | - |
| IOWA STATE | 12/2/17 | | dnp | - | - | - | - | - | - | - | - | - | - | - | - | - | - | - | - | - |
| at LOUISVILLE | 12/7/17 | | 3 | 0-0 | .000 | 0-0 | .000 | 0-0 | .000 | 0 | 0 | 0 | 1.3 | 1 | 1 | 1 | 0 | 0 | 0 | 2.0 |
| MEMPHIS | 12/16/17 | | 16 | 1-2 | .500 | 0-0 | .000 | 2-2 | 1.000 | 0 | 2 | 2 | 1.4 | 2 | 0 | 1 | 0 | 1 | 4 | 2.3 |
| NC STATE | 12/19/17 | | 10 | 1-1 | 1.000 | 0-0 | .000 | 0-0 | .000 | 0 | 1 | 1 | 1.4 | 1 | 0 | 0 | 0 | 0 | 2 | 2.3 |
| BELMONT | 12/21/17 | | 5 | 0-0 | .000 | 0-0 | .000 | 0-0 | .000 | 0 | 1 | 1 | 1.3 | 2 | 0 | 0 | 0 | 0 | 0 | 2.0 |
| LIPSCOMB | 12/28/17 | | dnp | - | - | - | - | - | - | - | - | - | - | - | - | - | - | - | - | - |
| at LSU | 12/31/17 | | dnp | - | - | - | - | - | - | - | - | - | - | - | - | - | - | - | - | - |
| GEORGIA | 1/4/18 | | 5 | 1-1 | 1.000 | 0-0 | .000 | 0-0 | .000 | 0 | 1 | 1 | 1.3 | 1 | 0 | 1 | 0 | 0 | 2 | 2.0 |
| at Tennessee | 01/07/18 | | 6 | 1-1 | 1.000 | 0-0 | .000 | 0-0 | .000 | 0 | 0 | 0 | 1.2 | 1 | 0 | 0 | 0 | 0 | 2 | 2.0 |
| MISSOURI | 1/11/18 | | dnp | - | - | - | - | - | - | - | - | - | - | - | - | - | - | - | - | - |
| KENTUCKY | 01/15/18 | | 3 | 0-0 | .000 | 0-0 | .000 | 0-0 | .000 | 0 | 0 | 0 | 1.1 | 1 | 0 | 0 | 0 | 0 | 0 | 1.8 |
| SOUTH CAROLINA | 01/18/18 | | dnp | - | - | - | - | - | - | - | - | - | - | - | - | - | - | - | - | - |
| at Alabama | 01/21/18 | | 18 | 2-4 | .500 | 0-0 | .000 | 0-0 | .000 | 1 | 2 | 3 | 1.2 | 0 | 0 | 1 | 0 | 2 | 4 | 2.0 |
| TEXAS A&M | 01/28/18 | | 2 | 1-2 | .500 | 0-0 | .000 | 0-0 | .000 | 0 | 1 | 1 | 1.2 | 2 | 0 | 1 | 0 | 0 | 2 | 2.0 |
| at Ole Miss | 02-01-18 | | 0 | 0-0 | .000 | 0-0 | .000 | 0-0 | .000 | 0 | 0 | 0 | 1.1 | 0 | 0 | 0 | 0 | 0 | 0 | 1.9 |
| TENNESSEE | 2/4/18 | | dnp | - | - | - | - | - | - | - | - | - | - | - | - | - | - | - | - | - |
| at Georgia | 2/8/18 | | 3 | 0-1 | .000 | 0-0 | .000 | 0-0 | .000 | 0 | 0 | 0 | 1.1 | 0 | 0 | 0 | 0 | 0 | 0 | 1.8 |
| at Auburn | 02/12/18 | | 6 | 1-2 | .500 | 0-0 | .000 | 0-0 | .000 | 1 | 0 | 1 | 1.1 | 0 | 0 | 0 | 0 | 0 | 2 | 1.8 |
| MISSISSIPPI STATE | 02/15/18 | | 3 | 0-0 | .000 | 0-0 | .000 | 0-0 | .000 | 0 | 0 | 0 | 1.0 | 0 | 0 | 0 | 0 | 0 | 0 | 1.7 |
| at Florida | 02/18/18 | | 7 | 0-0 | .000 | 0-0 | .000 | 0-0 | .000 | 0 | 0 | 0 | 0.9 | 0 | 0 | 0 | 0 | 0 | 0 | 1.6 |
| at Missouri | 02/22/18 | | dnp | - | - | - | - | - | - | - | - | - | - | - | - | - | - | - | - | - |
| ARKANSAS | 02/25/18 | | dnp | - | - | - | - | - | - | - | - | - | - | - | - | - | - | - | - | - |
| vs Arkansas | 02/28/18 | | 3 | 0-0 | .000 | 0-0 | .000 | 0-0 | .000 | 0 | 0 | 0 | 0.9 | 0 | 0 | 0 | 0 | 0 | 0 | 1.5 |
| Totals | | 1 | 127 | 12-22 | .545 | 0-0 | .000 | 6-7 | .857 | 4 | 14 | 18 | 0.9 | 16 | 1 | 9 | 0 | 3 | 30 | 1.5 |

# MEET THE COMMODORES

## Autumn NEWBY

**24 | 6-2 | FORWARD | FRESHMAN**

**Lawrenceville, Ga. | Archer HS**
**Major: Undeclared**

### 2017-18 SEASON HIGHLIGHTS

- Was SEC's No. 4 freshman rebounder, posting at least five rebounds in 10 of 18 conference games.
- Grabbed season-high 14 rebounds vs. Iowa State in early December.
- Scored season-high 16 points vs. Lipscomb.

### CAREER HIGHS

**Points:** 16, vs. Lipscomb, 12/28/17
**3FG Made:** N/A
**Rebounds:** 14, vs. Iowa State, 12/2/17
**Blocks:** 2 (3x), last vs. Lipscomb, 12/28/17
**Assists:** 5, vs. Lipscomb, 12/28/17
**Steals:** 2 (4x), last vs. Tennessee, 2/4/18
**Minutes:** 35 (2x), last at Ole Miss, 2/1/18

**2017-18 (Freshman):** Averaged 5.2 ppg and 6.6 rpg in 29 starts... Team's leading rebounder with 6.6 rpg... Ranked No. 21 in the SEC in rebounding and was the No. 4 freshman rebounder... Six games with double figure rebounds... Grabbed 13 rebounds vs. Arkansas, averaged 7.6 rpg over the last six games... Fourth games in double figures... Tallied career highs in points (16) and assists (5) vs. Lipscomb... Recorded Back-to-back games in double figures with a career-best 14 rebounds vs. Iowa State and 13 at Saint Louis; her 14 rebounds are the most since Marqu'es Webb had 12 at South Carolina in 2016-17... Grabbed a rebound and scored in every game she's played this season... Recorded 20 games of 5+ rebounds... Became the first player to record back-to-back games with double figure rebounds since Kayla Overbeck had 13 in back-to-back games against ETSU and Louisville last season... Earned her first career double-double with 10 points and 10 rebounds at Tulane for the first double-double for Vanderbilt this season... Made her collegiate debut at Central Michigan and earned a spot in the starting lineup.

**High School (Archer):** Ranked among Top 30 players in the nation by espnW.com... Four-year starter on varsity... As senior, helped Archer to 25-5 overall record, averaging 12.7 points and 12.6 rebounds... Named second team All-State, Region Player of the Year and All-Area as senior... As a junior, averaged 13.1 points and 13.0 rebounds... As a freshman and sophomore, helped Archer reach Georgia AAAAAA Final Four... Also lettered in volleyball... Honors student.

**Personal:** Autumn Noel Newby... Born Dec. 27, 1998... Daughter of Vance and Peaches Newby... Has an older brother, Jaylen, and older sister, Madison... Her sister plays basketball at Georgia State, and was named the Sun Belt Conference Freshman of the Year in 2015-16.

### NEWBY'S CAREER STATS

| | | | Total | | 3-Point | | F-Throws | | Rebounds | | | | | | | | | | Scoring | |
|---|---|---|---|---|---|---|---|---|---|---|---|---|---|---|---|---|---|---|---|---|
| Season | gp-gs | min/avg | fg-fga | pct | fg-fga | pct | ft-fta | pct | off | def | tot | avg | pf | fo | ast | to | blk | stl | pts | avg |
| 2017-18 | 29-29 | 658/22.7 | 57-125 | .456 | 0-0 | .000 | 37-78 | .474 | 50 | 141 | 191 | 6.6 | 100 | 4 | 56 | 60 | 11 | 17 | 151 | 5.2 |
| 2018-19 | 9-9 | 226/25.1 | 21-56 | .375 | 0-0 | .000 | 26-43 | .605 | 16 | 45 | 61 | 6.8 | 35 | 3 | 13 | 14 | 0 | 6 | 68 | 7.6 |
| TOTAL | 38-38 | 884/23.3 | 78-181 | .431 | 0-0 | .000 | 63-121 | .521 | 66 | 186 | 252 | 6.6 | 135 | 7 | 69 | 74 | 11 | 23 | 219 | 5.8 |

# MORE ON NEWBY

## NEWBY'S 2017-18 GAME-BY-GAME STATISTICS

| | | | | Total | | 3-Pointers | | Free throws | | Rebounds | | | | | | | | | | |
|---|---|---|---|---|---|---|---|---|---|---|---|---|---|---|---|---|---|---|---|---|
| Opponent | Date | gs | min | fg-fga | pct | 3fg-fga | pct | ft-fta | pct | off | def | tot | avg | pf | a | t/o | blk | stl | pts | avg |
| MIDDLE TENNESSEE | 11/10/17 | | dnp | - | - | - | - | - | - | - | - | - | - | - | - | - | - | - | - | - |
| at Central Michigan | 11/14/17 | * | 27 | 2-7 | .286 | 0-0 | .000 | 2-4 | .500 | 2 | 6 | 8 | 8.0 | 5 | 2 | 5 | 0 | 1 | 6 | 6.0 |
| at Tulane | 11/17/17 | * | 33 | 5-10 | .500 | 0-0 | .000 | 0-7 | .000 | 3 | 7 | 10 | 9.0 | 2 | 4 | 2 | 2 | 2 | 10 | 8.0 |
| BALL STATE | 11/20/17 | * | 23 | 1-2 | .500 | 0-0 | .000 | 1-2 | .500 | 1 | 3 | 4 | 7.3 | 4 | 1 | 1 | 0 | 1 | 3 | 6.3 |
| at George Washington | 11/23/17 | * | 18 | 1-5 | .200 | 0-0 | .000 | 0-0 | .000 | 1 | 1 | 2 | 6.0 | 3 | 1 | 2 | 0 | 0 | 2 | 5.3 |
| vs Syracuse | 11/24/17 | * | 18 | 2-5 | .400 | 0-0 | .000 | 2-2 | 1.000 | 2 | 4 | 6 | 6.0 | 4 | 3 | 2 | 0 | 0 | 6 | 5.4 |
| vs Wisconsin | 11/25/17 | * | 26 | 2-4 | .500 | 0-0 | .000 | 1-1 | 1.000 | 1 | 5 | 6 | 6.0 | 3 | 2 | 0 | 0 | 1 | 5 | 5.3 |
| at Saint Louis | 11/29/17 | * | 22 | 2-3 | .667 | 0-0 | .000 | 3-4 | .750 | 3 | 10 | 13 | 7.0 | 2 | 2 | 3 | 0 | 2 | 7 | 5.6 |
| IOWA STATE | 12/2/17 | * | 25 | 0-2 | .000 | 0-0 | .000 | 4-8 | .500 | 5 | 9 | 14 | 7.9 | 4 | 3 | 5 | 2 | 1 | 4 | 5.4 |
| at LOUISVILLE | 12/7/17 | * | 23 | 0-2 | .000 | 0-0 | .000 | 1-2 | .500 | 2 | 7 | 9 | 8.0 | 4 | 2 | 1 | 0 | 0 | 1 | 4.9 |
| MEMPHIS | 12/16/17 | | dnp | - | - | - | - | - | - | - | - | - | - | - | - | - | - | - | - | - |
| NC STATE | 12/19/17 | * | 18 | 3-5 | .600 | 0-0 | .000 | 0-0 | .000 | 0 | 2 | 2 | 7.4 | 3 | 2 | 3 | 1 | 0 | 6 | 5.0 |
| BELMONT | 12/21/17 | * | 16 | 2-6 | .333 | 0-0 | .000 | 1-1 | 1.000 | 0 | 2 | 2 | 6.9 | 3 | 3 | 3 | 0 | 0 | 5 | 5.0 |
| LIPSCOMB | 12/28/17 | * | 25 | 5-5 | 1.000 | 0-0 | .000 | 6-9 | .667 | 2 | 5 | 7 | 6.9 | 3 | 5 | 2 | 2 | 0 | 16 | 5.9 |
| at LSU | 12/31/17 | * | 18 | 2-2 | 1.000 | 0-0 | .000 | 1-1 | 1.000 | 2 | 5 | 7 | 6.9 | 5 | 1 | 1 | 0 | 0 | 5 | 5.8 |
| GEORGIA | 1/4/18 | * | 35 | 2-6 | .333 | 0-0 | .000 | 0-3 | .000 | 0 | 5 | 5 | 6.8 | 4 | 2 | 4 | 1 | 1 | 4 | 5.7 |
| at Tennessee | 01/07/18 | * | 32 | 4-8 | .500 | 0-0 | .000 | 0-2 | .000 | 2 | 5 | 7 | 6.8 | 4 | 0 | 0 | 1 | 0 | 8 | 5.9 |
| MISSOURI | 1/11/18 | * | 29 | 1-3 | .333 | 0-0 | .000 | 1-4 | .250 | 2 | 8 | 10 | 7.0 | 2 | 2 | 4 | 0 | 1 | 3 | 5.7 |
| KENTUCKY | 01/15/18 | * | 18 | 4-8 | .500 | 0-0 | .000 | 3-3 | 1.000 | 1 | 6 | 7 | 7.0 | 2 | 2 | 1 | 0 | 0 | 11 | 6.0 |
| SOUTH CAROLINA | 01/18/18 | * | 13 | 1-3 | .333 | 0-0 | .000 | 0-0 | .000 | 1 | 2 | 3 | 6.8 | 4 | 2 | 1 | 0 | 0 | 2 | 5.8 |
| at Alabama | 01/21/18 | * | 13 | 2-2 | 1.000 | 0-0 | .000 | 1-4 | .250 | 2 | 4 | 6 | 6.7 | 4 | 0 | 1 | 0 | 0 | 5 | 5.7 |
| TEXAS A&M | 01/28/18 | * | 14 | 3-5 | .600 | 0-0 | .000 | 2-3 | .667 | 2 | 1 | 3 | 6.6 | 4 | 2 | 1 | 0 | 0 | 8 | 5.9 |
| at Ole Miss | 02-01-18 | * | 35 | 1-4 | .250 | 0-0 | .000 | 4-6 | .667 | 3 | 6 | 9 | 6.7 | 4 | 3 | 1 | 1 | 2 | 6 | 5.9 |
| TENNESSEE | 2/4/18 | * | 19 | 1-4 | .250 | 0-0 | .000 | 0-2 | .000 | 1 | 2 | 3 | 6.5 | 5 | 3 | 2 | 0 | 2 | 2 | 5.7 |
| at Georgia | 2/8/18 | * | 22 | 1-4 | .250 | 0-0 | .000 | 1-5 | .200 | 1 | 7 | 8 | 6.6 | 2 | 1 | 3 | 0 | 1 | 3 | 5.6 |
| at Auburn | 02/12/18 | * | 27 | 2-3 | .667 | 0-0 | .000 | 1-1 | 1.000 | 3 | 8 | 11 | 6.8 | 4 | 1 | 2 | 1 | 0 | 5 | 5.5 |
| MISSISSIPPI STATE | 02/15/18 | * | 27 | 1-2 | .500 | 0-0 | .000 | 0-0 | .000 | 1 | 1 | 2 | 6.6 | 2 | 2 | 2 | 0 | 0 | 2 | 5.4 |
| at Florida | 02/18/18 | * | 18 | 1-3 | .333 | 0-0 | .000 | 0-0 | .000 | 3 | 5 | 8 | 6.6 | 3 | 0 | 1 | 0 | 0 | 2 | 5.3 |
| at Missouri | 02/22/18 | * | 25 | 1-1 | 1.000 | 0-0 | .000 | 1-2 | .500 | 0 | 4 | 4 | 6.5 | 5 | 2 | 4 | 0 | 2 | 3 | 5.2 |
| ARKANSAS | 02/25/18 | * | 22 | 3-7 | .429 | 0-0 | .000 | 1-2 | .500 | 4 | 9 | 13 | 6.8 | 3 | 3 | 1 | 0 | 0 | 7 | 5.3 |
| vs Arkansas | 02/28/18 | * | 17 | 2-4 | .500 | 0-0 | .000 | 0-0 | .000 | 0 | 2 | 2 | 6.6 | 3 | 0 | 2 | 0 | 0 | 4 | 5.2 |
| Totals | | 29 | 658 | 57-125 | .456 | 0-0 | .000 | 37-78 | .474 | 50 | 141 | 191 | 6.6 | 100 | 56 | 60 | 11 | 17 | 151 | 5.2 |

# MEET THE COMMODORES

## Cierra WALKER

### 10 | 5-8 | GUARD | JUNIOR

**Oregon City, Ore. | Oregon City HS**
**Major: Psychology**

## 2017-18 SEASON HIGHLIGHTS

- Set career highs with 20 points, six three-point field goals and six assists at Tennessee in January.
- Ranked among the SEC's Top 10 three-point shooters, hitting 62-of-146 attempts (.425).
- Posted double-digit points in four consecutive SEC games during January.

## CAREER HIGHS

**Points:** 20, at Tennessee, 1/7/18
**3FG Made:** 6, at Tennessee, 1/7/18
**Rebounds:** 8, vs. Iowa State, 12/2/17
**Assists:** 6 (2x), last at Tennessee, 1/7/18
**Blocks:** N/A
**Steals:** 3 (2x), last vs. Memphis, 12/16/17
**Minutes:** 40 (3x), last vs. Kentucky, 1/15/18

**2017-18 (Sophomore):** Averaged 8.7 ppg and 2.6 rpg in 31 games with 17 starts... Averaged 9.9 ppg against SEC foes... 12 games in double figures...Averaged 2.2 3-PT FG... in each of the last 10 games... Averaged 2.2 3-PT field goals in the final 10 games... Career best six 3-PT field goals against Tennessee... Also recorded 20 points for the first time in 2017-18 with 20 points in a loss at No. 7 Tennessee... In her two career games vs. Tennessee is averaging 15.0 ppg ...Tied her career best with six assists at Tennessee... Shot .474 percent from deep in Vanderbilt wins... .425 (62-of-146) 3-PT FG percentage ranked No. 8 in the SEC.

**2016-17 (Freshman):** Was enjoying fine freshman season before being sidelined by injury... Missed eight of the final 12 games, and logged a total of just 25 minutes of playing time after Jan. 19... Saw action in 22 games, including 12 starts, despite injury... Led the team in assists per game (2.9) and ranked second on the team in total assists (63)... Played nine scoreless minutes in the loss to Alabama in the first round of the SEC Tournament... Had four points and three rebounds in the loss to Kentucky on Feb. 5 after missing four previous games with injury... Played 31 minutes, finishing with six points and three assists in the loss to Auburn on Jan. 12... Compiled 10 points, three assists and two rebounds in the loss to Georgia on Jan 8... Scored 10 points and pulled down four rebounds in 35 minutes of action in the loss to Tennessee on Jan. 5 ... Had 12 points, three assists, three steals and three rebounds in the loss to No. 8-ranked Louisville on Dec. 21... Contributed 12 points, going 4-of-7 from 3-point range, and added three assists in the win over Tulane on Dec. 5 ... Exploded for a season-high 21 points, going 5-of-7 from 3-point range, and added four assists and six rebounds in the win over SIUE on Dec. 3... Had six points, two rebounds and four assists in her college debut during the win over Kennesaw State on Nov. 11.

**High School (Oregon City):** First Team All-State Tournament team... Three Rivers League Player of the Year... Was ranked No. 25 by ESPN HoopGurlz and No. 21 by Prospects Nation at her position on Signing Day... Oregon Class 6A state scoring champion... McDonald's All American Nominee... Gatorade Player of the Year Nominee... 2016 All Classification USA Today First Team All-State... Mt. Hood Conference Player of the Year... 2015-16 American Family Insurance All-USA Oregon Girls Basketball Team... Is the all-time Oregon City High record holder for 3-point FG's made with 249 and career assists with 416... Shot 45 percent from 3-point range in her high school career... Played AAU on Oregon Elite Navy under coach Gary Lavander.

**Personal:** Three time national finalist for the NFL Punt, Pass & Kick competition... Played softball for nine years... Only child of Cliff Walker and Tami Bannick... Born July 17, 1998... Favorite color is purple.

## WALKER'S CAREER STATS

| | | | Total | | 3-Point | | F-Throws | | Rebounds | | | | | | | | | | Scoring | |
|---|---|---|---|---|---|---|---|---|---|---|---|---|---|---|---|---|---|---|---|---|
| Season | gp-gs | min/avg | fg-fga | pct | fg-fga | pct | ft-fta | pct | off | def | tot | avg | pf | fo | ast | to | blk | stl | pts | avg |
| 2016-17 | 22-12 | 569/25.9 | 43-131 | .328 | 31-90 | .344 | 29-33 | .879 | 10 | 40 | 50 | 2.3 | 29 | 1 | 63 | 27 | 2 | 17 | 146 | 6.6 |
| 2017-18 | 31-17 | 955/30.8 | 83-207 | .401 | 62-146 | .425 | 41-49 | .837 | 11 | 70 | 81 | 2.6 | 45 | 1 | 76 | 50 | 0 | 22 | 269 | 8.7 |
| 2018-19 | 7-7 | 249/35.6 | 34-79 | .430 | 21-58 | .362 | 4-6 | .667 | 3 | 19 | 22 | 3.1 | 10 | 0 | 16 | 8 | 0 | 9 | 93 | 13.3 |
| TOTAL | 60-36 | 1773/29.6 | 160-417 | .384 | 114-294 | .388 | 74-88 | .841 | 24 | 129 | 153 | 2.6 | 84 | 2 | 155 | 85 | 2 | 48 | 508 | 8.5 |

# MEET THE COMMODORES

## WALKER'S 2017-18 GAME-BY-GAME STATISTICS

| | | | | Total | | 3-Pointers | | Free throws | | Rebounds | | | | | | | | | | | |
|---|---|---|---|---|---|---|---|---|---|---|---|---|---|---|---|---|---|---|---|---|---|
| Opponent | Date | gs | min | fg-fga | pct | 3fg-fga | pct | ft-fta | pct | off | def | tot | avg | pf | a | t/o | blk | stl | pts | avg |
| MIDDLE TENNESSEE | 11/10/17 | | 27 | 1-5 | .200 | 1-4 | .250 | 0-0 | .000 | 1 | 1 | 2 | 2.0 | 1 | 1 | 0 | 0 | 0 | 3 | 3.0 |
| at Central Michigan | 11/14/17 | | 28 | 4-6 | .667 | 3-4 | .750 | 0-0 | .000 | 0 | 1 | 1 | 1.5 | 1 | 5 | 3 | 0 | 2 | 11 | 7.0 |
| at Tulane | 11/17/17 | | 29 | 3-7 | .429 | 0-3 | .000 | 1-2 | .500 | 0 | 1 | 1 | 1.3 | 4 | 1 | 2 | 0 | 2 | 7 | 7.0 |
| BALL STATE | 11/20/17 | | 24 | 4-9 | .444 | 3-7 | .429 | 4-4 | 1.000 | 0 | 2 | 2 | 1.5 | 2 | 3 | 1 | 0 | 0 | 15 | 9.0 |
| at George Washington | 11/23/17 | | 27 | 3-5 | .600 | 2-3 | .667 | 4-4 | 1.000 | 0 | 6 | 6 | 2.4 | 0 | 3 | 2 | 0 | 0 | 12 | 9.6 |
| vs Syracuse | 11/24/17 | | 14 | 0-2 | .000 | 0-1 | .000 | 0-0 | .000 | 0 | 3 | 3 | 2.5 | 0 | 2 | 2 | 0 | 0 | 0 | 8.0 |
| vs Wisconsin | 11/25/17 | | 24 | 2-3 | .667 | 1-2 | .500 | 0-0 | .000 | 0 | 2 | 2 | 2.4 | 0 | 2 | 0 | 0 | 0 | 5 | 7.6 |
| at Saint Louis | 11/29/17 | | 26 | 3-7 | .429 | 3-6 | .500 | 0-0 | .000 | 1 | 4 | 5 | 2.8 | 0 | 5 | 0 | 0 | 2 | 9 | 7.8 |
| IOWA STATE | 12/2/17 | | 31 | 4-10 | .400 | 4-10 | .400 | 2-2 | 1.000 | 3 | 5 | 8 | 3.3 | 1 | 1 | 1 | 0 | 1 | 14 | 8.4 |
| at LOUISVILLE | 12/7/17 | | 30 | 2-5 | .400 | 2-5 | .400 | 0-0 | .000 | 0 | 0 | 0 | 3.0 | 2 | 2 | 5 | 0 | 0 | 6 | 8.2 |
| MEMPHIS | 12/16/17 | | 30 | 2-6 | .333 | 1-4 | .250 | 0-0 | .000 | 0 | 2 | 2 | 2.9 | 2 | 3 | 0 | 0 | 3 | 5 | 7.9 |
| NC STATE | 12/19/17 | * | 37 | 2-6 | .333 | 2-5 | .400 | 4-4 | 1.000 | 2 | 2 | 4 | 3.0 | 4 | 3 | 2 | 0 | 1 | 10 | 8.1 |
| BELMONT | 12/21/17 | * | 31 | 1-6 | .167 | 0-3 | .000 | 0-0 | .000 | 0 | 1 | 1 | 2.8 | 3 | 2 | 0 | 0 | 0 | 2 | 7.6 |
| LIPSCOMB | 12/28/17 | | 21 | 0-3 | .000 | 0-1 | .000 | 3-4 | .750 | 0 | 1 | 1 | 2.7 | 0 | 3 | 1 | 0 | 2 | 3 | 7.3 |
| at LSU | 12/31/17 | | 32 | 4-8 | .500 | 3-6 | .500 | 0-0 | .000 | 0 | 0 | 0 | 2.5 | 3 | 3 | 0 | 0 | 1 | 11 | 7.5 |
| GEORGIA | 1/4/18 | | 33 | 1-7 | .143 | 0-3 | .000 | 2-2 | 1.000 | 1 | 3 | 4 | 2.6 | 2 | 1 | 2 | 0 | 2 | 4 | 7.3 |
| at Tennessee | 01/07/18 | * | 40 | 7-9 | .778 | 6-8 | .750 | 0-0 | .000 | 0 | 1 | 1 | 2.5 | 2 | 6 | 2 | 0 | 2 | 20 | 8.1 |
| MISSOURI | 1/11/18 | * | 40 | 6-11 | .545 | 4-5 | .800 | 1-1 | 1.000 | 0 | 0 | 0 | 2.4 | 0 | 3 | 1 | 0 | 1 | 17 | 8.6 |
| KENTUCKY | 01/15/18 | * | 40 | 5-8 | .625 | 5-7 | .714 | 0-0 | .000 | 0 | 4 | 4 | 2.5 | 2 | 0 | 2 | 0 | 0 | 15 | 8.9 |
| SOUTH CAROLINA | 01/18/18 | * | 37 | 4-8 | .500 | 2-3 | .667 | 3-6 | .500 | 2 | 4 | 6 | 2.7 | 2 | 4 | 3 | 0 | 0 | 13 | 9.1 |
| at Alabama | 01/21/18 | * | 35 | 3-8 | .375 | 1-5 | .200 | 0-0 | .000 | 0 | 0 | 0 | 2.5 | 5 | 1 | 4 | 0 | 0 | 7 | 9.0 |
| TEXAS A&M | 01/28/18 | * | 28 | 2-2 | 1.000 | 2-2 | 1.000 | 0-0 | .000 | 0 | 2 | 2 | 2.5 | 2 | 0 | 0 | 0 | 0 | 6 | 8.9 |
| at Ole Miss | 02-01-18 | * | 34 | 4-8 | .500 | 3-5 | .600 | 2-4 | .500 | 0 | 3 | 3 | 2.5 | 3 | 2 | 5 | 0 | 2 | 13 | 9.0 |
| TENNESSEE | 2/4/18 | * | 35 | 0-6 | .000 | 0-5 | .000 | 2-2 | 1.000 | 0 | 3 | 3 | 2.5 | 0 | 4 | 1 | 0 | 1 | 2 | 8.8 |
| at Georgia | 2/8/18 | * | 29 | 2-3 | .667 | 2-2 | 1.000 | 2-2 | 1.000 | 0 | 1 | 1 | 2.5 | 1 | 1 | 3 | 0 | 0 | 8 | 8.7 |
| at Auburn | 02/12/18 | * | 36 | 2-11 | .182 | 2-8 | .250 | 2-2 | 1.000 | 0 | 6 | 6 | 2.6 | 1 | 3 | 3 | 0 | 0 | 8 | 8.7 |
| MISSISSIPPI STATE | 02/15/18 | * | 25 | 1-3 | .333 | 1-2 | .500 | 2-2 | 1.000 | 0 | 3 | 3 | 2.6 | 1 | 2 | 3 | 0 | 0 | 5 | 8.6 |
| at Florida | 02/18/18 | * | 25 | 1-7 | .143 | 0-5 | .000 | 1-2 | .500 | 0 | 2 | 2 | 2.6 | 0 | 3 | 0 | 0 | 0 | 3 | 8.4 |
| at Missouri | 02/22/18 | * | 38 | 5-11 | .455 | 5-8 | .625 | 2-2 | 1.000 | 0 | 2 | 2 | 2.6 | 0 | 2 | 0 | 0 | 0 | 17 | 8.7 |
| ARKANSAS | 02/25/18 | * | 36 | 2-8 | .250 | 1-6 | .167 | 4-4 | 1.000 | 1 | 4 | 5 | 2.7 | 1 | 3 | 0 | 0 | 0 | 9 | 8.7 |
| vs Arkansas | 02/28/18 | * | 33 | 3-9 | .333 | 3-8 | .375 | 0-0 | .000 | 0 | 1 | 1 | 2.6 | 0 | 2 | 2 | 0 | 0 | 9 | 8.7 |
| Totals | | 17 | 955 | 83-207 | .401 | 62-146 | .425 | 41-49 | .837 | 11 | 70 | 81 | 2.6 | 45 | 76 | 50 | 0 | 22 | 269 | 8.7 |

## WALKER'S 2016-17 GAME-BY-GAME STATISTICS

| | | | | Total | | 3-Pointers | | Free throws | | Rebounds | | | | | | | | | | | |
|---|---|---|---|---|---|---|---|---|---|---|---|---|---|---|---|---|---|---|---|---|---|
| Opponent | Date | gs | min | fg-fga | pct | 3fg-fga | pct | ft-fta | pct | off | def | tot | avg | pf | a | t/o | blk | stl | pts | avg |
| KENNESAW STATE | 11/11/16 | | 20 | 2-7 | .286 | 2-4 | .500 | 0-0 | .000 | 0 | 2 | 2 | 2.0 | 0 | 4 | 0 | 0 | 2 | 6 | 6.0 |
| at Indiana | 11/13/16 | | 32 | 3-7 | .429 | 2-5 | .400 | 0-0 | .000 | 1 | 0 | 1 | 1.5 | 3 | 1 | 1 | 0 | 1 | 8 | 7.0 |
| DREXEL | 11/16/16 | | 30 | 2-5 | .400 | 1-3 | .333 | 0-0 | .000 | 0 | 2 | 2 | 1.7 | 0 | 5 | 0 | 0 | 2 | 5 | 6.3 |
| DUKE | 11/20/16 | | 23 | 3-4 | .750 | 2-3 | .667 | 4-6 | .667 | 2 | 1 | 3 | 2.0 | 1 | 1 | 2 | 1 | 0 | 12 | 7.8 |
| ROBERT MORRIS | 11/22/16 | | 25 | 0-6 | .000 | 0-4 | .000 | 0-0 | .000 | 0 | 1 | 1 | 1.8 | 1 | 3 | 3 | 0 | 1 | 0 | 6.2 |
| at UT Martin | 11-27-16 | | 28 | 1-7 | .143 | 1-5 | .200 | 1-2 | .500 | 0 | 1 | 1 | 1.7 | 2 | 6 | 0 | 0 | 0 | 4 | 5.8 |
| at Air Force | 12/02/16 | * | 30 | 3-6 | .500 | 0-2 | .000 | 1-1 | 1.000 | 1 | 2 | 3 | 1.9 | 2 | 5 | 0 | 0 | 1 | 7 | 6.0 |
| vs SIUE | 12/03/16 | * | 37 | 6-9 | .667 | 5-7 | .714 | 4-4 | 1.000 | 2 | 4 | 6 | 2.4 | 3 | 4 | 1 | 0 | 2 | 21 | 7.9 |
| TULANE | 12/05/16 | * | 37 | 4-10 | .400 | 4-7 | .571 | 0-0 | .000 | 0 | 1 | 1 | 2.2 | 1 | 3 | 6 | 0 | 0 | 12 | 8.3 |
| at ETSU | 12/08/16 | * | 34 | 3-11 | .273 | 1-6 | .167 | 2-2 | 1.000 | 1 | 5 | 6 | 2.6 | 0 | 4 | 3 | 0 | 1 | 9 | 8.4 |
| TENNESSEE TECH | 12/18/16 | * | 26 | 1-6 | .167 | 1-4 | .250 | 2-2 | 1.000 | 0 | 2 | 2 | 2.5 | 0 | 5 | 2 | 1 | 1 | 5 | 8.1 |
| LOUISVILLE | 12/21/16 | * | 35 | 3-8 | .375 | 2-5 | .400 | 4-5 | .800 | 0 | 3 | 3 | 2.6 | 1 | 3 | 2 | 0 | 3 | 12 | 8.4 |
| at Memphis | 12/28/16 | * | 26 | 0-4 | .000 | 0-4 | .000 | 4-4 | 1.000 | 0 | 1 | 1 | 2.5 | 5 | 1 | 1 | 0 | 0 | 4 | 8.1 |
| at Texas A&M | 01/02/17 | * | 29 | 2-7 | .286 | 2-6 | .333 | 0-0 | .000 | 1 | 1 | 2 | 2.4 | 2 | 4 | 0 | 0 | 0 | 6 | 7.9 |
| TENNESSEE | 01/05/17 | * | 35 | 2-9 | .222 | 2-4 | .500 | 4-4 | 1.000 | 0 | 4 | 4 | 2.5 | 2 | 0 | 1 | 0 | 1 | 10 | 8.1 |
| at Georgia | 1/8/17 | * | 35 | 3-6 | .500 | 2-4 | .500 | 2-2 | 1.000 | 0 | 2 | 2 | 2.5 | 1 | 3 | 0 | 0 | 1 | 10 | 8.2 |
| AUBURN | 01/12/17 | * | 31 | 2-6 | .333 | 1-5 | .200 | 1-1 | 1.000 | 0 | 3 | 3 | 2.5 | 3 | 3 | 2 | 0 | 0 | 6 | 8.1 |
| MISSOURI | 01/15/17 | * | 31 | 2-6 | .333 | 2-5 | .400 | 0-0 | .000 | 2 | 1 | 3 | 2.6 | 1 | 4 | 1 | 0 | 1 | 6 | 7.9 |
| at ARKANSAS | 01/19/17 | | dnp | - | - | - | - | - | - | - | - | - | - | - | - | - | - | - | - | - |
| at Tennessee | 01/22/17 | | dnp | - | - | - | - | - | - | - | - | - | - | - | - | - | - | - | - | - |
| ALABAMA | 01/26/17 | | dnp | - | - | - | - | - | - | - | - | - | - | - | - | - | - | - | - | - |
| FLORIDA | 01/29/17 | | dnp | - | - | - | - | - | - | - | - | - | - | - | - | - | - | - | - | - |
| at KENTUCKY | 02/05/17 | | 13 | 1-4 | .250 | 1-4 | .250 | 0-0 | .000 | 0 | 4 | 4 | 2.6 | 1 | 1 | 2 | 0 | 0 | 3 | 7.7 |
| at Mississippi State | 02/09/17 | | dnp | - | - | - | - | - | - | - | - | - | - | - | - | - | - | - | - | - |
| LSU | 02/13/17 | | 2 | 0-1 | .000 | 0-1 | .000 | 0-0 | .000 | 0 | 0 | 0 | 2.5 | 0 | 1 | 0 | 0 | 0 | 0 | 7.3 |
| at #6/5 South Carolina | 02/16/17 | | dnp | - | - | - | - | - | - | - | - | - | - | - | - | - | - | - | - | - |
| OLE MISS | 02/19/17 | | dnp | - | - | - | - | - | - | - | - | - | - | - | - | - | - | - | - | - |
| ARKANSAS | 02/23/17 | | 1 | 0-0 | .000 | 0-0 | .000 | 0-0 | .000 | 0 | 0 | 0 | 2.4 | 0 | 1 | 0 | 0 | 0 | 0 | 7.0 |
| at LSU | 2/26/17 | | dnp | - | - | - | - | - | - | - | - | - | - | - | - | - | - | - | - | - |
| vs Alabama | 03/01/17 | | 9 | 0-2 | .000 | 0-2 | .000 | 0-0 | .000 | 0 | 0 | 0 | 2.3 | 0 | 1 | 0 | 0 | 0 | 0 | 6.6 |
| Totals | | 12 | 569 | 43-131 | .328 | 31-90 | .344 | 29-33 | .879 | 10 | 40 | 50 | 2.3 | 29 | 63 | 27 | 2 | 17 | 146 | 6.6 |

# MEET THE NEWCOMERS

## BRINAE ALEXANDER

**15 | 5-10 | GUARD | FRESHMAN**

**Murfreesboro, Tenn. | Riverdale HS**
**Major: Undeclared**

**High School (Riverside):** Recognized as one of the nation's top seniors last year after leading Riverdale to third straight Tennessee AAA state championship and USA Today's No. 1 team nationally... As senior, averaged 16 points and six rebounds, helping the Lady Warriors to 36-1 record and state title... As a junior, averaged 12.6 points and 5.8 rebounds in Riverdale's unblemished 34-0 season.. Earned All-State honors as sophomore, junior and junior... Named 7-AAA Athlete of the Year and Class AAA Miss Basketball finalist... McDonald's All-American nominee... No. 51 player in the 2018 class - and No. 14 player in her position - according to ESPNHoopGurlz... Ranked as nation's No. 33 player by espnW... Rated No. 59 player in nation by Prospects Nation.

**Personal:** Born Nov. 26, 1999 in Nashville... Daughter of Brian Alexander and Stephanie Davis... Has two siblings, Brianne Alexander, 22, and Tonie Davis, 13... Enjoys designing, building and decorating houses.

# MEET THE NEWCOMERS

## Jordyn CAMBRIDGE

### 3 | 5-9 | GUARD | FRESHMAN

**Nashville, Tenn. | Ensworth School**
**Major: Undeclared**

**High School (Ensworth School):** As a junior point guard, led Nashville's Ensworth School to 25-4 record and Division II-AA state championship... Named DII-AA Miss Basketball finalist as sophomore and junior... As junior, averaged 14 points, 5.4 rebounds and 2.1 assists and earned D11-AA state championship MVP honors... Three-time Tennessee Sports Writers Association (TSWA) Division II all-state recipient... Named the No. 23 prospect nationally, according to ESPNHoopGurlz... Also considered the No. 4 guard in the class by ESPNHoopGurlz... Sat out senior season due to injury... Also participated in varsity softball, track and lacrosse

**Personal:** Daughter of Desmond Cambridge and Latresha Malone... Has eight siblings: brothers Jalon, Desmond, Devan, Jasiah and Micah, and sisters Jaidyn, Kennedy an Jaloni... Born July 16, 2000 in Nashville... Plays the acoustic guitar.

# MEET THE NEWCOMERS



## ISABELLA PALDRMIC

**23 | 5-11 | GUARD | FRESHMAN**

**Lincolnshire, Ill. | Stevenson HS**
**Major: Undeclared**

**High School (Stevenson):** Paldrmic was named defensive player of the year as a senior for her prep squad… Was named to the Gold Honor Roll all four years… Graduated with highest honors.

**Personal:** Daughter of Nick Paldrmic and Anne Potvin… Has two younger siblings, Evan and Ally… Likes to sing and play the ukulele in her free time.

# HEAD COACH

## Stephanie
# WHITE

### Head Coach / Third Season

**Stephanie White** enters her third season at the helm of the Vanderbilt women's basketball team in 2018-19. White was named the head coach of the Vanderbilt women's basketball team in May of 2016, becoming just the fifth all-time head coach in the history of the Vanderbilt program.

When she arrived in Nashville prior to the 2016-17 season, White inherited a young Vanderbilt team that featured only two seniors and relied heavily on five freshmen. White guided the Commodores to a 14-16 overall record in her first season with the team, including a 4-12 mark in the SEC during the 2016-17 campaign.

White and the Vanderbilt squad played one of the nation's toughest schedules in 2017-18 and with a team that featured 10 underclassmen struggled in White's second season on West End. The 2017-18 season saw seniors Rachel Bell and Christa Reed join the 1,000-point club while freshman Chelsie Hall, who started each game of her rookie season, was named to the SEC All-Freshman team. Kaleigh Clemons-Green was also recognized on the SEC Community Service Team for her volunteer efforts.

True to history, the Commodores were one of the top offensive teams in the country in White's second year. Vanderbilt ranked in the top 30 nationally in 3-pt field goal percentage (No. 17 -.365) and field goal percentage (No. 30-.450). Sophomore Cierra Walker also concluded her sophomore campaign ranked No. 17 nationally in #-PT field goal percentage (.425).

Having enjoyed success at virtually every level of basketball as a player and coach, White arrived at Vanderbilt after spending two seasons as the head coach of theWNBA's Indiana Fever. She took the Fever to the playoffs in each of her two seasons, including a trip to the WNBA finals in 2015.

"The opportunity to lead Vanderbilt's women's basketball program is an opportunity that I simply could not pass up," White said at her introductory press conference. "The combination of Vanderbilt's culture, where achievement -- both on and off the court - is so highly valued, together with the institution's fan support, and a legacy of winning basketball to build upon, is incredibly exciting to me. I appreciate the support and understanding that I have received from the Indiana Fever, from management to the players, regarding my passion to coach college basketball at an elite institution."

White -- who played five seasons in the WNBA after a decorated playing career at Purdue -- was named head coach of the Fever in September 2014. In 2015, she guided the Fever to the WNBA finals, becoming the first rookie coach in league history to lead a team to the finals. As a collegiate player, White enjoyed a highly successful career at Purdue, where she earned national Player of the Year honors after helping lead the Boilermakers to the 1999 NCAA championship as a senior. That season, she also received the Wade Trophy (given to the nation's top female player) and was named Big Ten Conference Player of the Year.

"Stephanie White has been a winner in every phase of her career," Vanderbilt athletic director David Williams said. "She was the nation's high school player of the year, she was the NCAA's Player of the Year on a national championship team and she led her WNBA team into the finals in her first year. She was an outstanding scholar. She wants to coach at Vanderbilt and we believe she is just the person to lead our program back into national prominence."

White averaged double-figure scoring in all four seasons of her college career, including 20.2 points per game as a senior, and amassed 2,182 points for her career. White was inducted into the Purdue Athletics Hall of Fame on April 21, 2006.

She was also a star in the classroom at Purdue. She was a member of Phi Beta Kappa and was an Academic All-American.

## The Stephanie White File

**Age:** 41 (June 20, 1977)

**Playing Career:**
- College: Purdue (1995-99);
- WNBA: Charlotte Sting (1999); Indiana Fever (2000-03).

**WNBA**
- Spent five seasons in the WNBA, spending one season with the Charlotte Sting and four with the Indiana Fever, before retiring in 2004.
- At the completion of her four seasons with the Fever, she ranked third in games played (112) and 3-pointers (92), and fourth in scoring (684).
- Was named to the Fever's All-Decade Team that was announced in 2009.

**COLLEGE (PURDUE)**
- Averaged double-figure scoring in all four seasons of her career, including 20.2 points per game as a senior.
- Earned National Player of the Year and Big Ten Player of the Year honors after helping lead Purdue to the 1999 NCAA championship as a senior.
- Played her junior and senior seasons for head coach Carolyn Peck, who is now serving as an associate coach on White's staff at Vanderbilt
- Was inducted into the Purdue Athletics Hall of Fame on April 21, 2006.
- Was a member of Phi Beta Kappa and was an Academic All-American.
- Inducted into the CoSIDA Academic All-American Hall of Fame (2017)

**Coaching Career:**
**WNBA**
- Head coach: Indiana Fever (2015-16)
- Assistant coach: Indiana Fever (2011-14)
- Assistant coach Chicago Sky (2007-10)

**COLLEGE**
- Head coach: Vanderbilt (2016-)
- Assistant coach: Toledo (2005-07)
- Assistant coach: Kansas State (2004-05)
- Assistant coach: Ball State (2003-04)

**Head Coaching:**
- Led the Fever to the WNBA Finals in 2015
- Became the first rookie head coach in league history to guide a team to the Finals

**Family:**
Wife, Michelle; Sons, Landon, Aiden & Avery (twins)

# MORE ON COACH WHITE

White was an assistant coach with the Chicago Sky from 2007-2010, then joined the Fever staff as an assistant in 2011. She was promoted to associate head coach in 2014 before being named head coach after Lin Dunn's retirement. While coaching in the WNBA, White served as a college basketball analyst for ESPN and the Big Ten Network. She also covered the NBA's Indiana Pacers for FOX Sports Indiana.

Prior to coaching in the WNBA, White coached in the college ranks, serving as an assistant at Toledo (2005-07), Kansas State (2004-05) and Ball State (2003-04).

Before beginning her coaching career, White enjoyed a productive five-year WNBA career, spending one season with the Charlotte Sting and four with the Indiana Fever, before retiring in 2004.

At the completion of her four seasons with the Fever, she ranked third in games played (112) and 3-pointers (92), and fourth in scoring (684). She was named to the Fever's All-Decade Team that was announced in 2009.

White and her wife, Michelle, have three young boys: Landon, and twins, Aiden & Avery.

## Quotable

*"The opportunity to lead Vanderbilt's women's basketball program is an opportunity that I simply could not pass up," White said." The combination of Vanderbilt's culture, where achievement -- both on and off the court - is so highly valued, together with the institution's fan support, and a legacy of winning basketball to build upon, is incredibly exciting to me. I appreciate the support and understanding that I have received from the Indiana Fever, from management to the players, regarding my passion to coach college basketball at an elite institution."*

**Stephanie White**
**Vanderbilt Head Coach**

*"Above all else, academics, research, scholarship, and service define the Vanderbilt experience, yet we also compete at the highest levels in athletics. Coach White's values align perfectly with those in our university community. I welcome Stephanie to Vanderbilt and look forward to working with her as she leads our women's basketball program to fulfill our goals and highest potential."*

**Nicholas S. Zeppos**
**Vanderbilt Chancellor**

*"Stephanie White has been a winner in every phase of her career. She was the nation's high school player of the year, she was the NCAA's Player of the Year on a national championship team and she led her WNBA team into the finals in her first year. She was an outstanding scholar. She wants to coach at Vanderbilt and we believe she is just the person to lead our program back into national prominence."*

**David Williams**
**Vanderbilt Athletics Director**

*"Even though this is Stephanie's first collegiate head coaching job, her experience in the professional ranks are enormously valuable. I expect great success from her as she establishes her culture and her system."*

**Lin Dunn**
**Former Indiana Fever Head Coach**
**Kentucky Assistant Coach**

# COACHING STAFF

## Kelly KOMARA

Associate Head Coach
Third Season

**Kelly Komara** enters her third season on the Vanderbilt women's basketball staff. Komara, a college teammate of head coach Stephanie White, joined White's staff in June of 2016 from her alma mater, Purdue University where she worked with the guards.

Komara, who works with Vanderbilt's guard's, helped freshman guard Chelsie Hall to a spot on the SEC All-Freshman team. Hall averaged a tea-best 11.9 points per game and started each game during her rookie season.

Leading a young crew of guards in 2016-17, the Commodore guards grew throughout the season, averaging 44.2 ppg as a unit, accounting for nearly 65 percent of Vanderbilt's scoring. Upperclassmen Rachel Bell led the unit with a team-best 11.3 ppg but was helped by Vanderbilt's younger guards, led by Erin Whalen who averaged 9.1 ppg.

A standout player at Purdue from 1998-2002, Komara and White were teammates on the 1999 Purdue team that captured the national championship. Purdue was coached that season by Carolyn Peck, who is now an associate coach on White's staff at Vanderbilt.

"It's such an honor for me to bring to Kelly into the Vanderbilt community," said White upon Komara's hiring. "Kelly's love and passion for the game and helping young people reach their potential is infectious. We have a long history together and one of the things I've always admired is her incredible work ethic and drive to be the best. She's a terrific addition to our staff and we look forward to getting to work."

Prior to Purdue, Komara had a two-year stint as an assistant coach at the University of Albany. While there, her duties included scheduling the team's games, serving as the team's strength, conditioning and nutrition liaison, working on scouting reports and assisting with recruiting and game preparation.

Komara has also worked at Valparaiso, Auburn and Northwestern in a variety of roles.

In 2002, she was drafted in the WNBA third round by the Indiana Fever and played professionally for the Grand Rapids Blizzards in the National Women's Basketball League.

Komara is one of seven players in Purdue history to have at least 1,000 points, 400 assists and 200 steals in their career. She was the most outstanding player for the 2001 NCAA Mideast Regional and earned Big Ten Defensive Player of the Year honors in 2002. A three-time All-Big Ten honoree, Komara was a first-team selection in 2002 and earned honorable mention recognition as a sophomore and junior. She was also granted the prestigious Mackey Award and Varsity Walk Award as a senior by the Purdue administration.

Komara is Purdue's all-time leader in single-season steals with 120 steals (in 2002) -- the third-most in Big Ten Conference history. She ranks No. 18 on Purdue's all-time scoring list (1,266 career points), No. 5 in career steals (297) and No. 11 in career assists (402).

Komara earned her bachelor's degree in physical education from Purdue University in 2002. She went on to receive her master's degree in higher **educa**tion and sports management from Auburn in 2006.

A native of Schererville, Ind., and standout at Lake Central High, Komara was named Indiana's Miss Basketball after averaging 21.5 points per game as a senior.

**Quick Hits**

★ Won 1999 NCAA National Championship at Purdue
★ 2002 Big Ten Defensive Player of the Year

## Shereka WRIGHT

Associate Head Coach
First Season

**Shereka Wright** joins the Vanderbilt women's basketball staff in 2018-19 after spending five years on staff at Alabama. Wright was a critical part of Alabama's resurgence in women's basketball. Wright helped the Crimson Tide to back-to-back 20-win seasons as the Tide reached the quarterfinals of the 2018 WNIT.

Under Wright's tutelage,Alabama forward Ashley Williams finished her career ranked No. 9 in scoring (1,450) and No. 5 in rebounding (859) and notched 20 career double-doubles, six of which came in her last nine games. She was named Southeastern Conference Player of the Week and earned a spot on the ncaaW's Starting Five after leading the Tide to wins over Tennessee and Auburn.

Additionally, under Wright's direction, SEC All-Freshman selection Ashley Knight set the Alabama single-season record and led the league in blocks with 90. She is the first student-athlete in program history to finish as the SEC's leader in blocks.

Wright also was instrumental in constructing a signing class that ranked in the top 25 nationally, featuring both the Alabama and Mississippi high school players of the year.

Wright, a 12-year coaching veteran, began her coaching career at Texas Tech and was responsible for the perimeter players, recruiting, scouting, academics and equipment. She spent seven seasons in Lubbock with head coach Kristy Curry, helping the Lady Raiders advance to the postseason five times and win 20 or more games in her final three seasons at Tech.

Prior to coaching, she spent two seasons in the WNBA, averaging 3.1 points and 1.6 rebounds for the Phoenix Mercury, but missed all of the 2006 season after suffering a torn Achilles tendon during training camp.

Wright was selected as the 13th overall pick in the 2004 WNBA Draft by the Detroit Shock after a stellar collegiate playing career under Kristy Curry at Purdue. She was the third player in program history to be named to the All-Big Ten First Team on three occasions and was also honorable mention Kodak All-America as well as a finalist for the Wade Trophy, Naismith Award and Wooden Award. As a freshman in 2001, Wright was named to the NCAA Final Four All-Tournament Team.

Throughout her four-year career, the Boilermakers appeared in four NCAA tournaments, advancing to the national championship game in 2001, the Elite Eight in 2003 and the Sweet 16 in 2004, and won two Big Ten regular season titles (2001, 02) and a pair of Big Ten Tournament crowns (2003, 04).

Wright graduated from Purdue in 2004 with a degree in health and fitness.

**Quick Hits**

★ Ranks 24th in career scoring at Vanderbilt.
★ Member of Vanderbilt's Athletic Hall of Fame.
★ Purdue head coach for two seasons, winning the 1999 NCAA Championship.
★ Named 1999 Coach of the Year by SBWA, USBWA, WBCA and AP.
★ Served three seasons as head coach and general manager of the WNBA's Orlando Miracle.

# COACHING STAFF

## Gary REDUS

Assistant Coach
First Season

Former University of South Alabama Jaguar and University of West Georgia assistant Gary Redus, II has joined the Delta State University Lady Statesmen basketball program as an assistant coach on Craig Roden's staff. Redus fills the void left by Shameka Thomas, who joined former DSU head coach Sandra Rushing's staff at Central Arkansas.

"Coach Redus is a student of the game and possesses an outstanding work ethic," Roden said. "We are excited to add him to our staff. He knows the Gulf South Conference having worked at West Georgia and he is a proven recruiter. I'm looking forward to getting to work with him and the Lady Statesmen."

Redus spent the 2016-17 campaign as a graduate assistant on Scott Groninger's staff at West Georgia. While in Carrollton, Ga., he helped develop UWG's post players while assisting with game plan and practice development.

The Decatur, Ala., native, played four seasons (2011-2015) of professional basketball in China, South America and the Middle East before embarking on a career in coaching.

A 2011 graduate of the University of South Alabama with a degree in health education, the 6-foot-6 guard/forward played two seasons for the Jaguars. In 55 games at USA, Redus averaged 8.6 points, 3.5 rebounds and 2.3 assists per game. He was a two-time member of the Sun Belt Conference's All-Academic Team.

Prior to transferring to USA, Redus spent one season at Centenary College, where he was named to the Summit League's All-Newcomer Team in 2009. He also played one season at Marion Military Institute in 2008.

Redus is currently completing a master of arts degree in special education from West Georgia.

He is the son of Gary and Minnie Redus. His father played 13 seasons of Major League Baseball, including stops with Pittsburgh, Texas and Cincinnati.

**Quick Hits**

★ Comes to Vanderbilt after serving one year as an assistant to highly successful Delta (Miss.) State head coach Craig Roden.
★ A standout at the University of South Alabama, Redus played professionally in Asia, the Middle East and South America prior to moving into collegiate coaching in 2016.
★ Redus' father, Gary Jr., played more than a dozen years in the Major League Baseball as an outfielder.

## Mickey DEMOSS

Director of Offensive Analytics
First Season

**Mickie DeMoss**, a Hall of Fame assistant with successful ties to collegiate and WNBA basketball, enters her first year on Stephanie White's staff.

DeMoss will serve as Director of Offensive Analytics, a newly created position with the 2018-19 Vanderbilt program.

DeMoss, a 40-year veteran of women's basketball, joins the Commodores after spending the last two seasons as an assistant coach at LSU.

"I am happy to be joining Stephanie's basketball program in Nashville," DeMoss said. "I have a tremendous amount of respect for Vanderbilt women's basketball and look forward to doing all I can to help Stephanie get this program back competing at the highest levels."

White said DeMoss brings a career of basketball expertise and winning tradition to West End.

"Mickie DeMoss is a proven basketball mind who adds immediate championship pedigree to our Vanderbilt staff," White said. "She has won at every stop of her career through four decades in women's basketball, including in the WNBA. We are so excited to add Mickie to our staff in Nashville."

DeMoss comes to Vanderbilt following stints at a number of SEC schools, including two stops at Tennessee under legendary head coach Pat Summitt. DeMoss helped the Lady Vols win five NCAA titles during her stay in Knoxville.

The Louisiana native also spent time as a head coach in the SEC at Florida (1979-83) and Kentucky (2003-07). DeMoss garnered SEC Coach of the Year honors in 2006 after leading the Wildcats to the NCAA Tournament for the first time in seven seasons.

Prior to her most recent stop at LSU, DeMoss also served as an assistant coach at Auburn, Louisiana Tech, Memphis State and Texas. She spent time with Coach White as an assistant with the WNBA's Indiana Fever from 2012-14, helping the Fever win the 2012 WNBA Championship.

A former three-year letterwinner at Louisiana Tech, DeMoss played on the inaugural Lady Techster team in 1974, becoming the first point guard in the history of the program.

She was inducted into the Women's Basketball Hall of Fame as an assistant coach last year.

**Quick Hits**

★ Helped University of Tennessee capture five NCAA championships working with legendary head coach Pat Summitt.
★ Named SEC Coach of the Year in 2006 after guiding Kentucky to NCAA tourney.
★ Inducted into the Women's Basketball Hall of Fame in 2018.
★ As assistant coach, helped Indiana Fever win the 2012 WNBA Championship.

# SUPPORT STAFF

## Candice STOREY-LEE

Associate Athletics Director/
Senior Woman Administrator

**Candice Lee**, a former standout for the Vanderbilt women's basketball team, has served in numerous capacities for Vanderbilt Athletics over the years and currently holds the role of Associate Vice Chancellor for Student Affairs/Deputy Athletics Director.

She also serves as the department's Senior Woman Administrator, a position she has held since 2004.

In addition to her many roles and responsibilities within the department, she is also the sport administrator for the women's basketball program, and oversees the Student Services unit. Lee is a current member of the NCAA Women's Basketball Rules Committee, and has formerly served as Chair of the NCAA Division I Women's Lacrosse Committee and Chair of the SEC Senior Woman Administrator group.

As a captain and four-year letterwinner for Vanderbilt's women's basketball team, Lee graduated with a Bachelor of Science degree in 2000. She also received her Master's Degree in Counseling from Vanderbilt in 2002, and in 2012, Lee earned her Doctorate from Vanderbilt in Higher Education Administration.

A native of Madison, Ala., the former Candice Storey is married to Sean Lee.



## Drew STANICH

Director of Operations
Third Season

**Drew Stanich** enters his third season as Director of Basketball Operations in 2017-18. Stanich was hired in June of 2016 as a member of Stephanie White's inaugural staff at Vanderbilt.

Stanich comes to Vanderbilt after serving three seasons with the WNBA's Indiana Fever as the Equipment Operations Coordinator. With the Fever, Stanich managed all team apparel -- including ordering, inventory, and distribution -- and traveled with the Fever on all road trips. He also oversaw the team's intern and managed the "Ball Kid" program that consisted of 20 high school and college students.

Additionally, during his time with Indiana, he spent the 2015 WNBA offseason with Tamika Catchings as her personal assistant. In that role, he performed administrative duties for Catchings and her "Catch the Stars" Foundation.

Stanich's duties with the Commodores include coordinating all areas of the women's basketball team's travel, including transportation, lodging, arranging meals, and scheduling practice and shootaround times.

Prior to joining the Fever staff, Stanich was a student manager at Indiana University for four years (2010-2014). He also served internships with the WNBA's Chicago Sky and the Fever.

Stanich studied Sport Marketing and Management at Indiana, where he graduated in 2014.

## Lindsay DAVIS

Director of Scouting & Technology
Third Season

**Lindsay Davis** is in her third season as Director of Scouting and Technology. Davis previously served in the same role for the Indiana Fever, working with Vanderbilt head coach Stephanie White.

Davis is in charge of film breakdown and data entry, along with analysis and opponent scouting.

A native of Wisconsin, Davis attended the University of Iowa to major in communications with a minor in Journalism and Mass Communications.

Upon finishing her final semester in 2007, Davis began to work for the Hawkeye women's basketball program, where she remained on staff as Director of Video Operations for eight seasons. Simultaneously, she landed a position with the Indiana Fever coaching staff under Coach White. She lived and worked in Indiana during the five-month WNBA season.

# GRADUATE ASSISTANTS

## Morgan BATEY

First Season
Vanderbilt University, 2016



## Kortney DUNBAR

First Season
University of Tennessee, 2017

# SUPPORT STAFF

## Greg MOORE

Strength & Conditioning

**Greg Moore** joined the strength and conditioning staff in September of 2018. The Sioux Falls alumnus comes to Nashville following a 13-year stint at St. Vincent Sports Performance in Indianapolis, Ind. where he was the NBA Pre-Draft and NFL Combine and Pre-Draft Training Coordinator. Moore also served as the NBA and NFL Offseason Strength and Conditioning Coach.

Prior to Indianapolis, Moore completed a two-year stint with the Indiana Fever, member of the Women's National Basketball Association. This was his second stint with the program, his first being three years. With the Fever, Moore designed and implemented schedules with performance increasing goals for each player and developed programs to rehabilitate inured athletes as well as preventative training methods.

In between stops with the Fever, Moore completed a year at Velocity Sports Performance in Lenexa, Kan. after serving six years with the National Institute for Fitness and Sport.

Moore graduated from the University of Sioux Falls in 1992 with a bachelor of arts in wellness program management and fitness leadership.

He is also a Certified Exercise Physiologist from the American College of Sports Medicine and a Certified Strength and Conditioning Specialist by the National Strength and Conditioning Association.

## Kim MOSELEY

Certified Athletic Trainer

**Kim Moseley** enters her fifth season with the Vanderbilt staff. She has been an athletic trainer for 37 years and is a certified member of the National Athletic Trainers' Association. She received her Bachelor of Science Degree in Athletic Administration and Coaching with a specialization in Athletic Training and Master's Degree in Physical Education from Southern Mississippi in '80 and '81, respectively.

She previously served as the Head Athletic Trainer and Director of Basketball Operations for the WNBA's Atlanta Dream (2009-2014) and Charlotte Sting (1998-99). She was the Head Women's Athletic Trainer at Florida State University and at Trevecca Nazarene University. Moseley also held Assistant Athletic Trainer positions at Rice University, Tulane University and Southwest Texas State University.

A native of Biloxi, Miss., Moseley resides in Franklin, Tennessee. Her husband Don is an athletic trainer for the Tennessee Titans, and they have two children, Matthew and Katie.

## Vicki SPINA

Administrative Assistant

**Vicki Spina** has been an integral part of the Vanderbilt women's basketball program since 1995, when she was hired as the team's administrative assistant.

Spina manages the day-to-day operations of the women's basketball office, including event planning and coordinating Coach White's schedule. Prior to joining the Commodore staff, Spina enjoyed positions with Delta Airlines, Philip Morris and Hallmark Cards.

A native of Fox Lake, Ill., the former Vicki Jones has been married to Mike Spina for 38 years. The couple currently resides in Brentwood, Tenn. They have three grown children (Lauren, Jennifer and Philip) and three grandchildren (Josie, Michael and Eden).

## Morgan ROCHE

Academic Services Coordinator

**Morgan Roche** is entering her third season as the academic services coordinator for the Vanderbilt women's basketball team and fourth year as a part of the academic services staff at Vanderbilt.

Roche was a cross country and track student-athlete at Quinnipiac University, where she majored in Psychology and received her masters of arts in teaching. Roche began her professional career as an athletic academic services intern at Clemson University working with the rowing and women's tennis teams.

Originally from Clifton Park, N.Y., Roche now resides in Nashville.

# VANDERBILT ADMINISTRATION

## Chancellor Nicholas Zeppos

Vanderbilt Chancellor Nicholas S. Zeppos is a proud supporter of the Commodores and is deeply committed to the continued success of Vanderbilt University student athletes and its athletic program.

Zeppos has taken a keen interest in athletics at Vanderbilt throughout his tenure at the university, which spans more than three decades. "I don't call the plays or throw the passes," Zeppos said. "I'm here simply trying to do whatever I can to support all of the talented people who do these things."

In the spring of 2016, Zeppos displayed that support yet again during the hiring of two of the nation's most dynamic and sought after basketball coaches, Bryce Drew and Stephanie White, to lead the Commodores' men's and women's respective basketball programs.

Prior to that, he worked hand-in-hand with Vice Chancellor for University Affairs and Athletics Director David Williams II to lure Derek Mason away from Stanford University to lead the Vanderbilt football program. That effort is yielding big dividends on West End, as Mason enters his fourth straight season seeking even more victories.

Zeppos also helped lead an athletics capital improvement plan that has surpassed $60 million, orchestrating efforts to improve the student experience for athletes and assist with recruiting.

Zeppos previously served as president of the Southeastern Conference from 2014-2015, where he led the establishment of the SEC Academic Conference and played a key role in the extensive SEC commissioner search, which resulted in the appointment of Greg Sankey as league commissioner. He continues to be an important voice within the SEC where his legal expertise and commitment to fairness, student-athlete welfare, and diversity have been on display for more than a decade..

Zeppos was named Vanderbilt University's eighth chancellor on March 1, 2008. A distinguished legal scholar, teacher and executive, he served from 2002 to 2008 as Vanderbilt's chief academic officer, overseeing the university's undergraduate, graduate and professional education programs as well as research efforts in liberal arts and sciences, engineering, music, education, business, law and divinity. As provost and vice chancellor, he chaired Vanderbilt's budgeting and capital planning council and led all fundraising and alumni relations efforts across the institution, in addition to overseeing the dean of students and dean of admissions.

Zeppos has led a number of important initiatives at Vanderbilt, including the planning processes for The Martha Rivers Ingram Commons, a landmark transformation of the first-year experience; Warren and Moore colleges for upperclassmen; and E. Bronson Ingram College, the next phase of the university's unique living-learning residential college system. In early 2016, Zeppos was honored by Insight Into Diversity magazine for his commitment to diversity and inclusion with its national Giving Back award.

In a bold move to strengthen Vanderbilt's commitment to admitting undergraduates on the basis of accomplishment and achievement, rather than their ability to pay, Zeppos created an expanded financial aid program in 2009. By replacing undergraduate need-based loans with grant and scholarship assistance, this transformative initiative allowed Vanderbilt to open its doors to highly talented and qualified students of all economic, cultural and geographical backgrounds. The expanded aid program is a top university priority and is funded by a combination of strategic budget allocations and gifts from thousands of generous donors to Opportunity Vanderbilt, a campaign to increase undergraduate scholarship endowment.

Zeppos joined the Vanderbilt community in 1987 as an assistant professor in the Law School, where he has been recognized with five teaching awards. He subsequently served as an associate dean, then as associate provost before being named provost and vice chancellor for academic affairs in 2002. He served as interim chancellor of the university from August 1, 2007, until March 1, 2008, when he was appointed chancellor.

The Chancellor is a member of the Knight Commission on Intercollegiate Athletics and serves on a number of institutions' Board of Directors: Association of American Universities, Foundation for Educational Exchange Between Canada and the United States of America (Fulbright Canada), Mary Parrish Center, Conexión Américas, and Vanderbilt University Medical Center. He also recently served as president of the Southeastern Conference and co-chair of the United States Senate-appointed Task Force on Government Regulation of Higher Education.

He is married to Lydia A. Howarth, an accomplished editor. They have two sons, Benjamin and Nicholas.

# VANDERBILT ADMINISTRATION

## Vice Chancellor, Director of Athletics David Williams



Vanderbilt Director of Athletics David Williams II ranks among the university's most prominent leaders.

Aside from his role in McGugin Center, Williams is Vice-Chancellor for University Affairs and Athletics as well as a tenured professor at the University's nationally ranked law school. He continues to teach at the Law School where he conducts courses on Taxation and Education as well as Sports Law. He is also an active participant in the SEC and NCAA in matters of negotiations, reforms, enforcements and planning. Williams is a frequent speaker on collegiate athletics, including recent appearances at Harvard and Pennsylvania law schools and as keynote speaker at the Black Male Student Athlete Summit.

Since adding athletics to his multiple titles and responsibilities in 2002, Vanderbilt has seen its athletic department and individual programs recognized as being among the nation's most innovative and successful. Once again, the 2017-18 academic year marked another remarkable campaign under Williams' leadership.

Seven Vanderbilt teams reached NCAA postseason competition, including an NCAA Championship by the Commodores' bowling team, the fourth national title in Vanderbilt athletics history. Vanderbilt women's tennis, winners of the 2015 NCAA Championship, also took home the SEC regular season and tournament championships for the second straight season and finished the year as NCAA runner-up. Vanderbilt baseball reached the NCAA tournament for the 13th straight season – the longest active streak in the SEC – and reached an NCAA Super Regional for the seventh time in nine years. The Commodore soccer, men's golf and women's golf teams also advanced to NCAA postseason play. Vanderbilt women's tennis coach Geoff Macdonald earned SEC Coach of the Year honors for the fifth time in his career, while Commodores' men's golf senior Theo Humphrey was named SEC Player of the Year.

In the most recent Academic Progress Rate scores released by the NCAA, 11 Vanderbilt teams received perfect 1000 APR scores: baseball, men's basketball, men's golf, men's tennis, women's basketball, women's cross country, bowling, women's golf, lacrosse, soccer and women's track & field. Moreover, seven Commodore squads earned the prestigious Public Recognition Award, which honors programs ranking in the top 10 percent nationally in multiyear APR scores in each sport.

In 2016, Williams again demonstrated his hiring prowess. Williams orchestrated two successful searches resulting in the hiring of two of the nation's top basketball coaches, Bryce Drew and Stephanie White, to led the respective Vanderbilt men's and women's programs.

Drew and White join a growing list of highly regarded head coaches hired by Williams, including head football coach Derek Mason in 2013. The next year, Williams attracted Darren Ambrose from the University of Pennsylvania to direct the women's soccer program. In 2012, Williams directed the search for men's golf coach Scott Limbaugh, who has since led the team in three straight NCAA Final Eight appearances and just earned men's golf National Coach of the Year recognition. In addition, Williams has hired Greg Allen (women's golf coach), Ian Duvenhage (men's tennis coach) and Steven Keith (cross country/track coach), all who have taken their teams to NCAA postseason. Allen and Keith also have guided their teams to SEC team titles. Williams has also retained top coaches and staffs by orchestrating extensions for Mason, baseball coach Tim Corbin, women's tennis coach Geoff MacDonald and women's bowling coach John Williamson.

Williams has addressed numerous facility upgrades, including a state-of-the-art training center which opened February 2016 in McGugin Center. The new training center provides top-notch medical care for Vanderbilt student-athletes. Crews recently finished replacing the football practice field, on the John Rich Practice Facility, with highly sought after Shaw Sports synthetic turf. Ground was broken immediately after this past baseball season for a new expansion of our wonderful baseball complex, Hawkins Field. Other improvements in recent years include refurbishing of Vanderbilt Stadium and its football locker rooms, an addition of new tennis courts and amenities at Brownlee O. Currey Tennis Center, renovations in Memorial Gym and McGugin Center, a new multipurpose facility for athletic and general university use, a new four-lane bowling center and a clubhouse with hitting bays for our men's and women's golf programs.

An initiative to allow more overseas travel and study abroad for Vanderbilt student-athletes also has become reality during Williams' tenure. In 2013, 15 athletes ventured to Tanzania during the summer for a service trip to bring shoes to underprivileged communities in Africa in conjunction with Soles4Souls. The partnership continued in 2014 with another community service effort to Costa Rica. In 2015, Williams led the summer service trip to Cuba, and this past summer a group of Commodores ventured to Jamaica on a service trip in partnership with Soles4Souls.

More students within Vanderbilt's athletic community were able to study abroad, including current football players Josh Smith, LaDarius Wiley, Jared Southers, Andre Mintze and Jaire George. In 2016, the Athletic Department began a newly created Internship Program for student-athletes matching them with employers who provide real life training for life after college. The program continued in 2017 and has received rave reviews from the student athletes, the employers, the NCAA as well as other colleges and universities.

In association with Vanderbilt Athletics, Williams has served as a member of the SEC team that negotiated past ESPN and CBS television partner contracts. Williams also served as Chair of the NCAA Infraction Appeals Committee and was a member of the NCAA Enforcement Working Group.

Williams came to Vanderbilt in 2000 to serve as Vice Chancellor, General Counsel and University Secretary, after a 14-year tenure at The Ohio State University, where he served in numerous administrative roles including Vice Provost for Minority Affairs, Vice President of Student and Urban/Community Affairs and Professor of Law.

A native of Detroit, Williams received a Bachelor of Science in Social Sciences and Master of Arts in Education from Northern Michigan University, where he was a member of the university track team and has been selected as a distinguished alumni. He also earned a Master of Business Administration (MBA) and a Doctor of Jurisprudence (JD) from the University of Detroit, where Williams presently serves on the University's Board of Trust. Williams also earned an LL.M., in Taxation from New York University. Before entering law school, Williams spent 10 years as a teacher and coach in the Detroit public school system.

Williams has taught at the law schools of the University of Detroit, Capital University, Ohio State and Vanderbilt. He also twice directed The Ohio State University's Law program in Oxford, England. Williams was elected outstanding law professor at both the University of Detroit and at The Ohio State University.

Williams is active in the greater Nashville area community, serving as a board member with several organizations. He serves on the boards of the Middle Tennessee Community Foundation, the Nashville Sports Council, the Tennessee Sports Hall of Fame and the Nashville Public Education Foundation. Williams served two terms on former Nashville Mayor Karl Dean's Procurement Standards Board and two terms as a Nashville branch member on the Atlanta Federal Reserve Board. He also served as chair of the Nashville United Way Board and treasurer and board member for the Nashville Symphony.

In December 2017, Williams was selected by the Tennessee Tribune as Tennessean of the Year.

Williams and his wife, Gail met in law school and have four children: Erika, a grade school teacher in Detroit and graduate of Eastern Michigan; David III, a high school counselor in Detroit, two-time graduate of Bowling Green (Ohio) State and doctorate recipient from Michigan State; Samantha (Sam), a graduate of Brown University and Vanderbilt Law School who has practiced corporate law in Houston; and Nicholas (Nick), a graduate of and former student-athlete at High Point (N.C.) University who recently earned his master's degree from Vanderbilt's Peabody College of Education. Sam and Nick both attended high school in Nashville where Sam was an All-State swimmer at Harpeth Hall and Nick was an All-State athlete in soccer and track and a four-year basketball member at the University School of Nashville.

Gail is a graduate of the University of Michigan and the University of Detroit Law School. She serves as Associate Director of Community Relations for Vanderbilt and is past president and former board member of the University School of Nashville Board of Trustees. In addition, she is Board Chair of the Metro Transit Authority. Gail also serves on the boards of many non-profit organizations including the Frist Center, the Women's Fund Advisory Board, the Tennessee Performance Arts Center and the Baptist Healing Trust. She was also recently re-elected President of the Nashville Chapter of The Links, Inc.

# 2016-17 VU SEASON REVIEW

| RECORD: | OVERALL | HOME | AWAY | NEUTRAL |
|---|---|---|---|---|
| ALL GAMES | 14-16 | 10-5 | 3-10 | 1-1 |
| CONFERENCE | 4-12 | 4-4 | 0-8 | 0-0 |
| NON-CONFERENCE | 10-4 | 6-1 | 3-2 | 1-1 |

| Date | Opponent | | Score | | Att. | High Points | High Rebounds |
|---|---|---|---|---|---|---|---|
| 11/11/16 | KENNESAW STATE | W | 86-54 | | 2395 | (19)Dahlman, Rebekah | (12)Webb, Marqu'es |
| 11/13/16 | at Indiana | | 61-94 | L | 3029 | (11)Bell, Rachel | (9)Webb, Marqu'es |
| 11/16/16 | DREXEL | W | 73-63 | | 2243 | (25)Dahlman, Rebekah | (12)Webb, Marqu'es |
| 11/20/16 | DUKE | W | 77-73 | | 2841 | (19)Reed, Christa | (13)Webb, Marqu'es |
| 11/22/16 | ROBERT MORRIS | W | 75-59 | | 4242 | (20)Bell, Rachel | (8)Webb, Marqu'es |
| | | | | | | | (8)Overbeck, Kayla |
| 11-27-16 | at UT Martin | W | 79-77 | | 2137 | (22)Bell, Rachel | (6)Reed, Christa |
| 12/02/16 | ^at Air Force | W | 75-49 | | 312 | (19)Whalen, Erin | (8)Webb, Marqu'es |
| 12/03/16 | vs SIUE | W | 73-63 | | 318 | (21)Walker, Cierra | (10)Webb, Marqu'es |
| 12/05/16 | TULANE | W | 74-63 | | 2297 | (14)Bell, Rachel | (15)Webb, Marqu'es |
| 12/08/16 | at ETSU | W | 80-72 | | 1014 | (20)Reed, Christa | (13)Overbeck, Kayla |
| 12/18/16 | TENNESSEE TECH | W | 89-57 | | 2451 | (25)Reed, Christa | (11)Whalen, Erin |
| 12/21/16 | LOUISVILLE | | 66-78 | L | 2779 | (21)Bell, Rachel | (13)Overbeck, Kayla |
| 12/28/16 | at Memphis | | 59-75 | L | 1034 | (14)Whalen, Erin | (6)Clemons-Green, Kalei |
| | | | | | | | (6)Dahlman, Rebekah |
| 01/02/17 | *at Texas A&M | | 72-77 | L | 4033 | (13)Clemons-Green, Kalei | (12)Webb, Marqu'es |
| | | | | | | (13)Overbeck, Kayla | |
| 01/05/17 | *TENNESSEE | | 57-70 | L | 3509 | (17)Carter, Lealea | (11)Webb, Marqu'es |
| 1/8/17 | *at Georgia | | 68-70 | L | 2958 | (12)Webb, Marqu'es | (8)Webb, Marqu'es |
| | | | | | | (12)Overbeck, Kayla | |
| 01/12/17 | *AUBURN | | 59-64 | L | 2335 | (16)Overbeck, Kayla | (10)Overbeck, Kayla |
| | | | | | | (16)Bell, Rachel | |
| 01/15/17 | *MISSOURI | | 68-74 | L | 2504 | (14)Overbeck, Kayla | (10)Webb, Marqu'es |
| | | | | | | | (10)Overbeck, Kayla |
| 01/19/17 | *at ARKANSAS | | 56-59 | L | 1302 | (12)Reed, Christa | (11)Webb, Marqu'es |
| 01/22/17 | *at Tennessee | | 63-91 | L | 10106 | (13)Whalen, Erin | (8)Overbeck, Kayla |
| | | | | | | (13)Webb, Marqu'es | |
| 01/26/17 | *ALABAMA | W | 87-80 | | 2316 | (22)Whalen, Erin | (12)Webb, Marqu'es |
| 01/29/17 | *FLORIDA | | 73-93 | L | 4336 | (18)Dahlman, Rebekah | (13)Overbeck, Kayla |
| 02/05/17 | *at KENTUCKY | | 63-71 | L | 6023 | (19)Overbeck, Kayla | (11)Overbeck, Kayla |
| 02/09/17 | *at Mississippi State | | 41-86 | L | 5052 | (9)Whalen, Erin | (9)Webb, Marqu'es |
| | | | | | | (9)Bell, Rachel | |
| 02/13/17 | *LSU | W | 70-68 | | 2324 | (20)Webb, Marqu'es | (10)Webb, Marqu'es |
| 02/16/17 | *at #6/5 South Carolina | | 51-82 | L | 13089 | (11)Reed, Christa | (12)Webb, Marqu'es |
| 02/19/17 | *OLE MISS | W | 85-67 | | 3663 | (24)Whalen, Erin | (11)Overbeck, Kayla |
| 02/23/17 | *ARKANSAS | W | 66-64 | | 2450 | (20)Whalen, Erin | (10)Webb, Marqu'es |
| 2/26/17 | *at LSU | | 58-64 | L | 2005 | (17)Bell, Rachel | (9)Spears, Minta |
| 03/01/17 | vs Alabama | | 57-77 | L | | (31)Bell, Rachel | (11)Webb, Marqu'es |

* = Conference game

| Attendance Summary | Games | Attend | Avg/Game |
|---|---|---|---|
| Home | 15 | 42685 | 2846 |
| Away | 13 | 52094 | 4007 |
| Neutral | 2 | 318 | 159 |
| Total | 30 | 95097 | 3170 |

# 2017-18 VU SEASON STATISTICS

| RECORD: | OVERALL | HOME | AWAY | NEUTRAL |
|---|---|---|---|---|
| ALL GAMES | 7-24 | 4-11 | 3-10 | 0-3 |
| CONFERENCE | 3-13 | 2-6 | 1-7 | 0-0 |
| NON-CONFERENCE | 4-11 | 2-5 | 2-3 | 0-3 |

| | | | | | Total | | 3-Point | | F-Throw | | Rebounds | | | | | | | | | | | |
|---|---|---|---|---|---|---|---|---|---|---|---|---|---|---|---|---|---|---|---|---|---|---|
| ## | Player | gp-gs | min | avg | fg-fga | fg% | 3fg-fga | 3fg% | ft-fta | ft% | off | def | tot | avg | pf | dq | a | to | blk | stl | pts | avg |
| 02 | Hall, Chelsie | 31-31 | 917 | 29.6 | 143-310 | .461 | 14-43 | .326 | 70-100 | .700 | 21 | 86 | 107 | 3.5 | 69 | 1 | 95 | 106 | 0 | 33 | 370 | 11.9 |
| 03 | Bell, Rachel | 30-20 | 645 | 21.5 | 127-293 | .433 | 41-111 | .369 | 33-46 | .717 | 8 | 43 | 51 | 1.7 | 38 | 1 | 33 | 63 | 4 | 15 | 328 | 10.9 |
| 33 | Reed, Christa | 31-31 | 888 | 28.6 | 111-234 | .474 | 43-103 | .417 | 61-65 | .938 | 31 | 86 | 117 | 3.8 | 85 | 4 | 30 | 64 | 12 | 16 | 326 | 10.5 |
| 00 | Overbeck, Kayla | 30-14 | 754 | 25.1 | 113-188 | .601 | 0-1 | .000 | 70-91 | .769 | 36 | 114 | 150 | 5.0 | 100 | 7 | 40 | 62 | 11 | 28 | 296 | 9.9 |
| 10 | Walker, Cierra | 31-17 | 955 | 30.8 | 83-207 | .401 | 62-146 | .425 | 41-49 | .837 | 11 | 70 | 81 | 2.6 | 45 | 1 | 76 | 50 | 0 | 22 | 269 | 8.7 |
| 21 | Whalen, Erin | 31-2 | 507 | 16.4 | 83-213 | .390 | 43-122 | .352 | 21-21 | 1.000 | 19 | 37 | 56 | 1.8 | 55 | 2 | 30 | 43 | 4 | 15 | 230 | 7.4 |
| 24 | Newby, Autumn | 29-29 | 658 | 22.7 | 57-125 | .456 | 0-0 | .000 | 37-78 | .474 | 50 | 141 | 191 | 6.6 | 100 | 4 | 56 | 60 | 11 | 17 | 151 | 5.2 |
| 35 | Clemons-Green, K. | 26-10 | 509 | 19.6 | 30-95 | .316 | 12-45 | .267 | 13-21 | .619 | 15 | 43 | 58 | 2.2 | 65 | 2 | 70 | 49 | 1 | 18 | 85 | 3.3 |
| 22 | Horrocks, Bree | 20-1 | 127 | 6.4 | 12-22 | .545 | 0-0 | .000 | 6-7 | .857 | 4 | 14 | 18 | 0.9 | 16 | 0 | 1 | 9 | 0 | 3 | 30 | 1.5 |
| 30 | Carter, Lealea | 16-0 | 102 | 6.4 | 8-19 | .421 | 0-2 | .000 | 6-8 | .750 | 2 | 6 | 8 | 0.5 | 12 | 0 | 13 | 17 | 0 | 1 | 22 | 1.4 |
| 31 | Ejiofor, Blessing | 22-0 | 123 | 5.6 | 11-26 | .423 | 0-0 | .000 | 6-10 | .600 | 14 | 26 | 40 | 1.8 | 29 | 0 | 1 | 17 | 6 | 6 | 28 | 1.3 |
| 12 | Dancy, Myka | 8-0 | 34 | 4.3 | 3-4 | .750 | 0-0 | .000 | 1-2 | .500 | 1 | 1 | 2 | 0.3 | 6 | 0 | 2 | 2 | 0 | 0 | 7 | 0.9 |
| 41 | Warren, Paige | 3-0 | 6 | 2.0 | 0-1 | .000 | 0-0 | .000 | 0-0 | .000 | 0 | 0 | 0 | 0.0 | 1 | 0 | 0 | 1 | 0 | 0 | 0 | 0.0 |
| | Team | | | | | | | | | | 52 | 65 | 117 | | | | | 15 | | | | |
| | Total..... | 31 | 6225 | | 781-1737 | .450 | 215-573 | .375 | 365-498 | .733 | 264 | 732 | 996 | 32.1 | 621 | 22 | 447 | 558 | 49 | 174 | 2142 | 69.1 |
| | Opponents..... | 31 | 6225 | | 897-1961 | .457 | 240-683 | .351 | 421-581 | .725 | 396 | 758 | 1154 | 37.2 | 543 | - | 497 | 432 | 80 | 271 | 2455 | 79.2 |

| TEAM STATISTICS | VANDY | OPP |
|---|---|---|
| SCORING | 2142 | 2455 |
| Points per game | 69.1 | 79.2 |
| Scoring margin | -10.1 | - |
| FIELD GOALS-ATT | 781-1737 | 897-1961 |
| Field goal pct | .450 | .457 |
| 3 POINT FG-ATT | 215-573 | 240-683 |
| 3-point FG pct | .375 | .351 |
| 3-pt FG made per game | 6.9 | 7.7 |
| FREE THROWS-ATT | 365-498 | 421-581 |
| Free throw pct | .733 | .725 |
| F-Throws made per game | 11.8 | 13.6 |
| REBOUNDS | 996 | 1154 |
| Rebounds per game | 32.1 | 37.2 |
| Rebounding margin | -5.1 | - |
| ASSISTS | 447 | 497 |
| Assists per game | 14.4 | 16.0 |
| TURNOVERS | 558 | 432 |
| Turnovers per game | 18.0 | 13.9 |
| Turnover margin | -4.1 | - |
| Assist/turnover ratio | 0.8 | 1.2 |
| STEALS | 174 | 271 |
| Steals per game | 5.6 | 8.7 |
| BLOCKS | 49 | 80 |
| Blocks per game | 1.6 | 2.6 |
| ATTENDANCE | 40381 | 39864 |
| Home games-Avg/Game | 15-2692 | 13-2995 |
| Neutral site-Avg/Game | - | 3-311 |

| Score by Periods | 1st | 2nd | 3rd | 4th | OT | Totals |
|---|---|---|---|---|---|---|
| Vanderbilt | 478 | 507 | 596 | 559 | 2 | 2142 |
| Opponents | 601 | 577 | 642 | 631 | 4 | 2455 |

| | Date | Opponent | | Score | Att. |
|---|---|---|---|---|---|
| | 11/10/17 | MIDDLE TENNESSEE | L | 54-65 | 2866 |
| | 11/14/17 | at Central Michigan | L | 75-92 | 1500 |
| | 11/17/17 | at Tulane | L | 59-71 | 1562 |
| | 11/20/17 | BALL STATE | L | 79-88 | 5367 |
| # | 11/23/17 | at George Washington | W | 69-59 | 707 |
| # | 11/24/17 | vs Syracuse | L | 78-84 | 933 |
| # | 11/25/17 | vs Wisconsin | Lot | 71-73 | 0 |
| | 11/29/17 | at Saint Louis | W | 74-69 | 1687 |
| | 12/2/17 | IOWA STATE | W | 77-74 | 1504 |
| | 12/7/17 | at LOUISVILLE | L | 57-79 | 6132 |
| | 12/16/17 | MEMPHIS | L | 60-71 | 2495 |
| | 12/19/17 | NC STATE | L | 72-83 | 2292 |
| | 12/21/17 | BELMONT | L | 74-111 | 0 |
| | 12/28/17 | LIPSCOMB | W | 92-82 | 2330 |
| * | 12/31/17 | at LSU | L | 65-85 | 2020 |
| * | 1/4/18 | GEORGIA | L | 52-81 | 2153 |
| * | 01/07/18 | at Tennessee | L | 73-86 | 10023 |
| * | 1/11/18 | MISSOURI | L | 70-81 | 2112 |
| * | 01/15/18 | KENTUCKY | W | 70-55 | 2215 |
| * | 01/18/18 | SOUTH CAROLINA | L | 82-95 | 2231 |
| * | 01/21/18 | at Alabama | L | 75-77 | 2643 |
| * | 01/28/18 | TEXAS A&M | L | 67-91 | 3009 |
| * | 02-01-18 | at Ole Miss | W | 75-72 | 1279 |
| * | 2/4/18 | TENNESSEE | L | 64-74 | 4771 |
| * | 2/8/18 | at Georgia | L | 55-67 | 3490 |
| * | 02/12/18 | at Auburn | L | 60-63 | 1758 |
| * | 02/15/18 | MISSISSIPPI STATE | L | 50-95 | 2876 |
| * | 02/18/18 | at Florida | L | 71-88 | 2007 |
| * | 02/22/18 | at Missouri | L | 68-83 | 4123 |
| * | 02/25/18 | ARKANSAS | W | 78-73 | 4160 |

# 2017-18 VU SEC ONLY STATISTICS

| RECORD: | OVERALL | HOME | AWAY | NEUTRAL |
|---|---|---|---|---|
| ALL GAMES | 3-13 | 2-6 | 1-7 | 0-0 |
| CONFERENCE | 3-13 | 2-6 | 1-7 | 0-0 |
| NON-CONFERENCE | 0-0 | 0-0 | 0-0 | 0-0 |

| | | | | | Total | | 3-Point | | F-Throw | | Rebounds | | | | | | | | | | | |
|---|---|---|---|---|---|---|---|---|---|---|---|---|---|---|---|---|---|---|---|---|---|---|
| ## | Player | gp-gs | min | avg | fg-fga | fg% | 3fg-fga | 3fg% | ft-fta | ft% | off | def | tot | avg | pf | dq | a | to | blk | stl | pts | avg |
| 00 | Overbeck, Kayla | 15-11 | 420 | 28.0 | 64-105 | .610 | 0-0 | .000 | 43-57 | .754 | 11 | 62 | 73 | 4.9 | 50 | 3 | 20 | 35 | 8 | 11 | 171 | 11.4 |
| 33 | Reed, Christa | 16-16 | 453 | 28.3 | 62-123 | .504 | 23-57 | .404 | 30-32 | .938 | 12 | 48 | 60 | 3.8 | 47 | 2 | 12 | 34 | 1 | 12 | 177 | 11.1 |
| 02 | Hall, Chelsie | 16-16 | 471 | 29.4 | 65-141 | .461 | 8-20 | .400 | 38-58 | .655 | 9 | 45 | 54 | 3.4 | 36 | 1 | 56 | 63 | 0 | 20 | 176 | 11.0 |
| 10 | Walker, Cierra | 16-14 | 543 | 33.9 | 49-118 | .415 | 37-80 | .463 | 23-29 | .793 | 4 | 38 | 42 | 2.6 | 25 | 1 | 38 | 29 | 0 | 9 | 158 | 9.9 |
| 21 | Whalen, Erin | 16-1 | 269 | 16.8 | 46-115 | .400 | 25-64 | .391 | 13-13 | 1.000 | 10 | 16 | 26 | 1.6 | 29 | 0 | 18 | 24 | 2 | 7 | 130 | 8.1 |
| 03 | Bell, Rachel | 15-6 | 250 | 16.7 | 47-118 | .398 | 13-49 | .265 | 8-10 | .800 | 2 | 17 | 19 | 1.3 | 11 | 0 | 10 | 26 | 3 | 9 | 115 | 7.7 |
| 24 | Newby, Autumn | 16-16 | 367 | 22.9 | 30-65 | .462 | 0-0 | .000 | 16-38 | .421 | 28 | 78 | 106 | 6.6 | 57 | 3 | 26 | 29 | 4 | 9 | 76 | 4.8 |
| 30 | Carter, Lealea | 8-0 | 60 | 7.5 | 6-13 | .462 | 0-2 | .000 | 6-8 | .750 | 1 | 1 | 2 | 0.3 | 4 | 0 | 4 | 3 | 0 | 1 | 18 | 2.3 |
| 35 | Clemons-Green, K. | 14-0 | 240 | 17.1 | 11-39 | .282 | 3-18 | .167 | 4-9 | .444 | 8 | 15 | 23 | 1.6 | 35 | 0 | 36 | 30 | 1 | 8 | 29 | 2.1 |
| 22 | Horrocks, Bree | 10-0 | 53 | 5.3 | 6-11 | .545 | 0-0 | .000 | 0-0 | .000 | 2 | 4 | 6 | 0.6 | 5 | 0 | 0 | 3 | 0 | 2 | 12 | 1.2 |
| 31 | Ejiofor, Blessing | 12-0 | 67 | 5.6 | 5-14 | .357 | 0-0 | .000 | 3-4 | .750 | 7 | 11 | 18 | 1.5 | 12 | 0 | 0 | 9 | 3 | 4 | 13 | 1.1 |
| 12 | Dancy, Myka | 3-0 | 2 | 0.7 | 0-0 | .000 | 0-0 | .000 | 0-0 | .000 | 0 | 0 | 0 | 0.0 | 0 | 0 | 0 | 1 | 0 | 0 | 0 | 0.0 |
| 41 | Warren, Paige | 2-0 | 5 | 2.5 | 0-1 | .000 | 0-0 | .000 | 0-0 | .000 | 0 | 0 | 0 | 0.0 | 1 | 0 | 0 | 0 | 0 | 0 | 0 | 0.0 |
| | Team | | | | | | | | | | 30 | 28 | 58 | | | | | 11 | | | | |
| | Total..... | 16 | 3200 | | 391-863 | .453 | 109-290 | .376 | 184-258 | .713 | 124 | 363 | 487 | 30.4 | 312 | 10 | 220 | 297 | 22 | 92 | 1075 | 67.2 |
| | Opponents..... | 16 | 3200 | | 476-1020 | .467 | 102-311 | .328 | 212-300 | .707 | 217 | 378 | 595 | 37.2 | 274 | - | 231 | 219 | 41 | 153 | 1266 | 79.1 |

| TEAM STATISTICS | VANDY | OPP |
|---|---|---|
| SCORING | 1075 | 1266 |
| Points per game | 67.2 | 79.1 |
| Scoring margin | -11.9 | - |
| FIELD GOALS-ATT | 391-863 | 476-1020 |
| Field goal pct | .453 | .467 |
| 3 POINT FG-ATT | 109-290 | 102-311 |
| 3-point FG pct | .376 | .328 |
| 3-pt FG made per game | 6.8 | 6.4 |
| FREE THROWS-ATT | 184-258 | 212-300 |
| Free throw pct | .713 | .707 |
| F-Throws made per game | 11.5 | 13.3 |
| REBOUNDS | 487 | 595 |
| Rebounds per game | 30.4 | 37.2 |
| Rebounding margin | -6.7 | - |
| ASSISTS | 220 | 231 |
| Assists per game | 13.8 | 14.4 |
| TURNOVERS | 297 | 219 |
| Turnovers per game | 18.6 | 13.7 |
| Turnover margin | -4.9 | - |
| Assist/turnover ratio | 0.7 | 1.1 |
| STEALS | 92 | 153 |
| Steals per game | 5.8 | 9.6 |
| BLOCKS | 22 | 41 |
| Blocks per game | 1.4 | 2.6 |
| ATTENDANCE | 23527 | 27343 |
| Home games-Avg/Game | 8-2941 | 8-3418 |

| | Date | Opponent | | Score | Att. |
|---|---|---|---|---|---|
| * | 12/31/17 | at LSU | L | 65-85 | 2020 |
| * | 1/4/18 | GEORGIA | L | 52-81 | 2153 |
| * | 01/07/18 | at Tennessee | L | 73-86 | 10023 |
| * | 1/11/18 | MISSOURI | L | 70-81 | 2112 |
| * | 01/15/18 | KENTUCKY | W | 70-55 | 2215 |
| * | 01/18/18 | SOUTH CAROLINA | L | 82-95 | 2231 |
| * | 01/21/18 | at Alabama | L | 75-77 | 2643 |
| * | 01/28/18 | TEXAS A&M | L | 67-91 | 3009 |
| * | 02-01-18 | at Ole Miss | W | 75-72 | 1279 |
| * | 2/4/18 | TENNESSEE | L | 64-74 | 4771 |
| * | 2/8/18 | at Georgia | L | 55-67 | 3490 |
| * | 02/12/18 | at Auburn | L | 60-63 | 1758 |
| * | 02/15/18 | MISSISSIPPI STATE | L | 50-95 | 2876 |
| * | 02/18/18 | at Florida | L | 71-88 | 2007 |
| * | 02/22/18 | at Missouri | L | 68-83 | 4123 |
| * | 02/25/18 | ARKANSAS | W | 78-73 | 4160 |

* - Conference game

# 2017-18 TEAM LEADERS

| POINTS | G | PTS | PTS/G |
|---|---|---|---|
| Hall, Chelsie | 31 | 370 | 11.9 |
| Bell, Rachel | 30 | 328 | 10.9 |
| Reed, Christa | 31 | 326 | 10.5 |
| Overbeck, Kayla | 30 | 296 | 9.9 |
| Walker, Cierra | 31 | 269 | 8.7 |
| Whalen, Erin | 31 | 230 | 7.4 |
| Newby, Autumn | 29 | 151 | 5.2 |
| Clemons-Green, K. | 26 | 30 | 3.3 |
| Horrocks, Bree | 16 | 22 | 1.5 |
| Carter, Lealea | 16 | 22 | 1.4 |
| Ejiofor, Blessing | 22 | 28 | 1.3 |
| Dancy, Myka | 8 | 8 | 0.9 |
| Warren, Paige | 3 | 0 | 0.0 |

| FG PERCENTAGE | G | ATT | PCT |
|---|---|---|---|
| Dancy, Myka | 8 | 4 | .750 |
| Overbeck, Kayla | 30 | 188 | .601 |
| Horrocks, Bree | 16 | 22 | .545 |
| Reed, Christa | 31 | 234 | .474 |
| Hall, Chelsie | 31 | 310 | .461 |
| Newby, Autumn | 29 | 125 | .456 |
| Bell, Rachel | 30 | 293 | .433 |
| Ejiofor, Blessing | 22 | 26 | .423 |
| Carter, Lealea | 16 | 19 | .421 |
| Walker, Cierra | 31 | 146 | .401 |
| Whalen, Erin | 31 | 213 | .390 |
| Clemons-Green, K. | 26 | 95 | .316 |
| Warren, Paige | 3 | 1 | .000 |

| FIELD GOAL ATTEMPTS | G | ATT | ATT/G |
|---|---|---|---|
| Hall, Chelsie | 31 | 310 | 10.0 |
| Bell, Rachel | 30 | 293 | 9.7 |
| Reed, Christa | 31 | 234 | 7.7 |
| Whalen, Erin | 31 | 213 | 6.9 |
| Overbeck, Kayla | 30 | 188 | 6.3 |
| Walker, Cierra | 31 | 146 | 4.6 |
| Newby, Autumn | 29 | 125 | 4.2 |

| FIELD GOALS MADE | G | MADE | MADE/G |
|---|---|---|---|
| Hall, Chelsie | 31 | 143 | 4.6 |
| Bell, Rachel | 30 | 127 | 4.2 |
| Reed, Christa | 31 | 111 | 3.7 |
| Overbeck, Kayla | 30 | 113 | 3.6 |
| Whalen, Erin | 31 | 83 | 2.7 |
| Walker, Cierra | 31 | 83 | 2.7 |
| Newby, Autumn | 29 | 57 | 2.0 |

| 3-PT PERCENTAGE | G | ATT | PCT |
|---|---|---|---|
| Walker, Cierra | 31 | 146 | .425 |
| Reed, Christa | 31 | 103 | .417 |
| Bell, Rachel | 30 | 111 | .369 |
| Whalen, Erin | 31 | 122 | .352 |
| Hall, Chelsie | 31 | 43 | .326 |
| Clemons-Green, K. | 26 | 45 | .267 |
| Carter, Lealea | 16 | 2 | .000 |
| Overbeck, Kayla | 30 | 1 | .000 |

| 3-POINT FB ATTEMPTS | G | ATT | ATT/G |
|---|---|---|---|
| Walker, Cierra | 31 | 146 | 4.7 |
| Whalen, Erin | 31 | 122 | 4.0 |
| Bell, Rachel | 30 | 111 | 3.6 |
| Reed, Christa | 31 | 103 | 3.3 |
| Clemons-Green, K. | 26 | 45 | 1.7 |
| Hall, Chelsie | 31 | 43 | 1.4 |

| 3-PT FG MADE | G | MADE | MADE/G |
|---|---|---|---|
| Walker, Cierra | 31 | 62 | 2.0 |
| Whalen, Erin | 31 | 43 | 1.3 |
| Bell, Rachel | 30 | 41 | 1.3 |
| Reed, Christa | 31 | 43 | 1.3 |
| Hall, Chelsie | 31 | 14 | 0.4 |
| Clemons-Green, K. | 26 | 12 | 0.4 |

| FREE THROW PERCENTAGE | FTM | ATT | PCT |
|---|---|---|---|
| Whalen, Erin | 21 | 21 | 1.000 |
| Reed, Christa | 61 | 65 | .938 |
| Horrocks, Bree | 6 | 7 | .857 |
| Walker, Cierra | 41 | 49 | .837 |
| Carter, Lealea | 6 | 8 | .750 |
| Overbeck, Kayla | 70 | 91 | .769 |
| Bell, Rachel | 33 | 46 | 717 |
| Hall, Chelsie | 70 | 100 | .700 |
| Clemons-Green, K. | 13 | 21 | .619 |
| Ejiofor, Blessing | 6 | 10 | .600 |
| Dancy, Myka | 1 | 2 | .500 |
| Newby, Autumn | 37 | 78 | .474 |

| FREE THROW MADE | G | MADE | MADE/G |
|---|---|---|---|
| Hall, Chelsie | 31 | 70 | 2.3 |
| Overbeck, Kayla | 30 | 70 | 2.3 |
| Reed, Christa | 31 | 61 | 2.0 |
| Walker, Cierra | 31 | 41 | 1.3 |
| Bell, Rachel | 30 | 33 | 1.1 |
| Whalen, Erin | 31 | 21 | 0.7 |

# 2017-18 GAME-BY-GAME STATS

| | | | | Total | | 3-Pointers | | Free throws | | Rebounds | | | | | | | | | | |
|---|---|---|---|---|---|---|---|---|---|---|---|---|---|---|---|---|---|---|---|---|
| Opponent | Date | Score | | fg-fga | pct | 3fg-fga | pct | ft-fta | pct | off | def | tot | avg | pf | a | t/o | blk | stl | pts | avg |
| MIDDLE TENNESSEE | 11/10/17 | 54-65 | L | 18-50 | .360 | 4-15 | .267 | 14-20 | .700 | 8 | 23 | 31 | 31.0 | 29 | 12 | 19 | 2 | 4 | 54 | 54.0 |
| at Central Michigan | 11/14/17 | 75-92 | L | 28-60 | .467 | 10-18 | .556 | 9-12 | .750 | 10 | 26 | 36 | 33.5 | 26 | 15 | 19 | 0 | 6 | 75 | 64.5 |
| at Tulane | 11/17/17 | 59-71 | L | 24-57 | .421 | 2-10 | .200 | 9-21 | .429 | 8 | 25 | 33 | 33.3 | 24 | 14 | 13 | 3 | 7 | 59 | 62.7 |
| BALL STATE | 11/20/17 | 79-88 | L | 28-62 | .452 | 9-28 | .321 | 14-20 | .700 | 12 | 15 | 27 | 31.8 | 32 | 13 | 19 | 2 | 4 | 79 | 66.8 |
| at George Washington | 11/23/17 | 69-59 | W | 27-52 | .519 | 8-15 | .533 | 7-7 | 1.000 | 8 | 36 | 44 | 34.2 | 16 | 16 | 26 | 2 | 7 | 69 | 67.2 |
| vs Syracuse | 11/24/17 | 78-84 | L | 29-63 | .460 | 12-26 | .462 | 8-9 | .889 | 10 | 34 | 44 | 35.8 | 18 | 20 | 19 | 0 | 3 | 78 | 69.0 |
| vs Wisconsin | 11/25/17 | 71-73 | Lot | 28-64 | .438 | 5-18 | .278 | 10-13 | .769 | 8 | 23 | 31 | 35.1 | 12 | 16 | 14 | 1 | 6 | 71 | 69.3 |
| at Saint Louis | 11/29/17 | 74-69 | W | 24-57 | .421 | 9-22 | .409 | 17-20 | .850 | 10 | 31 | 41 | 35.9 | 9 | 21 | 14 | 2 | 10 | 74 | 69.9 |
| IOWA STATE | 12/2/17 | 77-74 | W | 28-64 | .438 | 8-20 | .400 | 13-19 | .684 | 13 | 29 | 42 | 36.6 | 23 | 16 | 13 | 2 | 4 | 77 | 70.7 |
| at LOUISVILLE | 12/7/17 | 57-79 | L | 19-47 | .404 | 6-21 | .286 | 13-14 | .929 | 5 | 21 | 26 | 35.5 | 22 | 11 | 26 | 1 | 5 | 57 | 69.3 |
| MEMPHIS | 12/16/17 | 60-71 | L | 22-51 | .431 | 8-18 | .444 | 8-10 | .800 | 7 | 17 | 24 | 34.5 | 23 | 14 | 19 | 1 | 9 | 60 | 68.5 |
| NC STATE | 12/19/17 | 72-83 | L | 28-59 | .475 | 5-16 | .313 | 11-15 | .733 | 8 | 17 | 25 | 33.7 | 20 | 10 | 15 | 4 | 4 | 72 | 68.8 |
| BELMONT | 12/21/17 | 74-111 | L | 27-62 | .435 | 6-17 | .353 | 14-16 | .875 | 2 | 15 | 17 | 32.4 | 25 | 10 | 10 | 0 | 5 | 74 | 69.2 |
| LIPSCOMB | 12/28/17 | 92-82 | W | 32-63 | .508 | 6-10 | .600 | 22-28 | .786 | 18 | 26 | 44 | 33.2 | 13 | 19 | 15 | 6 | 6 | 92 | 70.8 |
| at LSU | 12/31/17 | 65-85 | L | 22-51 | .431 | 6-20 | .300 | 15-20 | .750 | 6 | 24 | 30 | 33.0 | 25 | 10 | 22 | 1 | 8 | 65 | 70.4 |
| GEORGIA | 1/4/18 | 52-81 | L | 19-53 | .358 | 2-8 | .250 | 12-18 | .667 | 12 | 19 | 31 | 32.9 | 19 | 9 | 28 | 3 | 9 | 52 | 69.2 |
| at Tennessee | 01/07/18 | 73-86 | L | 27-55 | .491 | 10-20 | .500 | 9-16 | .563 | 6 | 22 | 28 | 32.6 | 20 | 16 | 21 | 1 | 8 | 73 | 69.5 |
| MISSOURI | 1/11/18 | 70-81 | L | 27-60 | .450 | 9-19 | .474 | 7-11 | .636 | 10 | 20 | 30 | 32.4 | 17 | 13 | 14 | 0 | 5 | 70 | 69.5 |
| KENTUCKY | 01/15/18 | 70-55 | W | 24-53 | .453 | 7-16 | .438 | 15-16 | .938 | 12 | 30 | 42 | 32.9 | 21 | 17 | 19 | 1 | 5 | 70 | 69.5 |
| SOUTH CAROLINA | 01/18/18 | 82-95 | L | 33-65 | .508 | 9-20 | .450 | 7-11 | .636 | 8 | 15 | 23 | 32.5 | 20 | 19 | 8 | 0 | 2 | 82 | 70.2 |
| at Alabama | 01/21/18 | 75-77 | L | 24-47 | .511 | 8-15 | .533 | 19-24 | .792 | 6 | 23 | 29 | 32.3 | 27 | 12 | 17 | 1 | 5 | 75 | 70.4 |
| TEXAS A&M | 01/28/18 | 67-91 | L | 27-56 | .482 | 5-16 | .313 | 8-12 | .667 | 8 | 16 | 24 | 31.9 | 21 | 12 | 20 | 0 | 3 | 67 | 70.2 |
| at Ole Miss | 02-01-18 | 75-72 | W | 23-46 | .500 | 6-15 | .400 | 23-35 | .657 | 8 | 21 | 29 | 31.8 | 24 | 15 | 16 | 3 | 10 | 75 | 70.4 |
| TENNESSEE | 2/4/18 | 64-74 | L | 23-49 | .469 | 4-13 | .308 | 14-20 | .700 | 5 | 24 | 29 | 31.7 | 22 | 15 | 17 | 3 | 8 | 64 | 70.2 |
| at Georgia | 2/8/18 | 55-67 | L | 21-55 | .382 | 6-16 | .375 | 7-13 | .538 | 11 | 24 | 35 | 31.8 | 18 | 11 | 20 | 2 | 3 | 55 | 69.6 |
| at Auburn | 02/12/18 | 60-63 | L | 18-43 | .419 | 9-26 | .346 | 15-19 | .789 | 5 | 34 | 39 | 32.1 | 17 | 14 | 24 | 1 | 2 | 60 | 69.2 |
| MISSISSIPPI STATE | 02/15/18 | 50-95 | L | 22-43 | .512 | 4-12 | .333 | 2-4 | .500 | 5 | 15 | 20 | 31.6 | 16 | 14 | 26 | 3 | 3 | 50 | 68.5 |
| at Florida | 02/18/18 | 71-88 | L | 28-69 | .406 | 7-28 | .250 | 8-11 | .727 | 6 | 23 | 29 | 31.5 | 19 | 14 | 10 | 1 | 7 | 71 | 68.6 |
| at Missouri | 02/22/18 | 68-83 | L | 25-53 | .472 | 10-22 | .455 | 8-11 | .727 | 1 | 18 | 19 | 31.1 | 13 | 13 | 14 | 1 | 9 | 68 | 68.6 |
| ARKANSAS | 02/25/18 | 78-73 | W | 28-65 | .431 | 7-24 | .292 | 15-17 | .882 | 15 | 35 | 50 | 31.7 | 13 | 16 | 21 | 1 | 5 | 78 | 68.9 |
| vs Arkansas | 02/28/18 | 76-88 | L | 28-63 | .444 | 8-29 | .276 | 12-16 | .750 | 13 | 31 | 44 | 32.1 | 17 | 20 | 20 | 1 | 2 | 76 | 69.1 |
| Vanderbilt | | 2142 | | 781-1737 | .450 | 215-573 | .375 | 365-498 | .733 | 264 | 732 | 996 | 32.1 | 621 | 447 | 558 | 49 | 174 | 2142 | 69.1 |

## VANDERBILT IN SEC STATS

| CATEGORY | VU | SEC RANK |
|---|---|---|
| Scoring Offense | 68.7 | 7 |
| Scoring Defense | 71.1 | 14 |
| Scoring Margin | -2.4 | 14 |
| Field-Goal Percentage | 40.7 | 11 |
| Field-Goal Pct. Defense | 41.2 | 11 |
| Free-Throw Percentage | 74.4 | 5 |
| Rebound Margin | +2.6 | 8 |
| Three-Point FG Per Game | 7.1 | 1 |
| Three-Point FG Pct. | 38.6 | 1 |
| Assists Per Game | 14.0 | 8 |
| Blocked Shots Per Game | 2.0 | 14 |
| Steals Per Game | 5.8 | 14 |
| Turnovers Per Game | 18.2 | 13 |
| Assist Turnover Ratio | 0.8 | 14 |
| Turnover Margin | -5.0 | 14 |
| Three-Pt FG Defense | 30.6 | 7 |

## VANDERBILT IN NCAA STATS

| CATEGORY | VU | NCAA RANK |
|---|---|---|
| Scoring Offense | 68.7 | 97 |
| Scoring Defense | 71.1 | 310 |
| Scoring Margin | -2.4 | 228 |
| Field-Goal Percentage | 40.7 | 132 |
| Field-Goal Pct. Defense | 41.2 | 250 |
| Free-Throw Percentage | 74.4 | 48 |
| Rebound Margin | +2.6 | 105 |
| Three-Point FG Per Game | 7.1 | 66 |
| Three-Point FG Pct. | 38.6 | 6 |
| Assists Per Game | 14.0 | 123 |
| Blocked Shots Per Game | 2.0 | 306 |
| Steals Per Game | 5.8 | 317 |
| Turnovers Per Game | 18.2 | 293 |
| Personal Fouls Per Game | 21.7 | 339 |
| Assist Turnover Ratio | 0.77 | 222 |
| Turnover Margin | -5.0 | 336 |
| Three-Pt FG Defense | 30.6 | 117 |

# 2017-18 SEASON REVIEW

## Game-by-Game Comparison

| Opponent | 1st | 2nd | Score | Mar | Total FG | FG Pct | 3-Pointers | 3FG Pct | Free Throws | FT Pct | Rebounds | | Assist | T/Over | Block | Steal | Fouls |
|---|---|---|---|---|---|---|---|---|---|---|---|---|---|---|---|---|---|
| MIDDLE TENNESSEE | 26/30 | 28/35 | 54-65 | (11) | 18-50/17-47 | .360/.362 | 4-15/7-21 | .267/.333 | 14-20/24-31 | .700/.774 | 31/36 | (5) | 12/11 | 19/17 | 2/3 | 4/9 | 29/23 |
| Central Michigan | 33/47 | 42/45 | 75-92 | (17) | 28-60/29-64 | .467/.453 | 10-18/10-31 | .556/.323 | 9-12/24-25 | .750/.960 | 36/33 | +3 | 15/17 | 19/12 | 0/6 | 6/10 | 26/14 |
| Tulane | 29/34 | 30/37 | 59-71 | (12) | 24-57/26-59 | .421/.441 | 2-10/7-17 | .200/.412 | 9-21/12-19 | .429/.632 | 33/45 | (12) | 14/17 | 13/13 | 3/2 | 7/4 | 24/20 |
| BALL STATE | 29/36 | 50/52 | 79-88 | (9) | 28-62/29-56 | .452/.518 | 9-28/8-19 | .321/.421 | 14-20/22-33 | .700/.667 | 27/43 | (16) | 13/17 | 19/21 | 2/2 | 4/8 | 32/23 |
| George Washington | 34/24 | 35/35 | 69-59 | +10 | 27-52/23-68 | .519/.338 | 8-15/8-27 | .533/.296 | 7-7/5-7 | 1000/.714 | 44/27 | +17 | 16/16 | 26/13 | 2/1 | 7/14 | 16/16 |
| Syracuse | 33/32 | 45/52 | 78-84 | (6) | 29-63/32-80 | .460/.400 | 12-26/12-39 | .462/.308 | 8-9/8-12 | .889/.667 | 44/41 | +3 | 20/24 | 19/8 | 0/3 | 3/9 | 18/14 |
| Wisconsin | 40/38 | 29/31 | 71-73 | (2) | 28-64/30-56 | .438/.536 | 5-18/5-9 | .278/.556 | 10-13/8-14 | .769/.571 | 31/34 | (3) | 16/20 | 14/19 | 1/3 | 6/4 | 12/16 |
| Saint Louis | 32/34 | 42/35 | 74-69 | +5 | 24-57/30-72 | .421/.417 | 9-22/9-28 | .409/.321 | 17-20/0-2 | .850/.000 | 41/38 | +3 | 21/21 | 14/14 | 2/2 | 10/5 | 9/18 |
| IOWA STATE | 33/38 | 44/36 | 77-74 | +3 | 28-64/25-60 | .438/.417 | 8-20/10-24 | .400/.417 | 13-19/14-18 | .684/.778 | 42/34 | +8 | 16/10 | 13/12 | 2/3 | 4/5 | 23/21 |
| LOUISVILLE | 33/42 | 24/37 | 57-79 | (22) | 19-47/27-58 | .404/.466 | 6-21/6-17 | .286/.353 | 13-14/19-22 | .929/.864 | 26/34 | (8) | 11/16 | 26/17 | 1/1 | 5/13 | 22/23 |
| MEMPHIS | 29/28 | 31/43 | 60-71 | (11) | 22-51/26-59 | .431/.441 | 8-18/6-17 | .444/.353 | 8-10/13-20 | .800/.650 | 24/44 | (20) | 14/11 | 19/20 | 1/0 | 9/8 | 23/16 |
| NC STATE | 32/36 | 40/47 | 72-83 | (11) | 28-59/30-60 | .475/.500 | 5-16/8-24 | .313/.333 | 11-15/15-22 | .733/.682 | 25/38 | (13) | 10/21 | 15/14 | 4/6 | 4/8 | 20/14 |
| BELMONT | 33/57 | 41/54 | 74-111 | (37) | 27-62/37-64 | .435/.578 | 6-17/15-33 | .353/.455 | 14-16/22-25 | .875/.880 | 17/47 | (30) | 10/24 | 10/14 | 0/0 | 5/5 | 25/14 |
| LIPSCOMB | 41/45 | 51/37 | 92-82 | +10 | 32-63/27-64 | .508/.422 | 6-10/15-33 | .600/.455 | 22-28/13-17 | .786/.765 | 44/29 | +15 | 19/16 | 15/13 | 6/5 | 6/7 | 13/23 |
| LSU | 31/40 | 34/45 | 65-85 | (20) | 22-51/32-66 | .431/.485 | 6-20/6-17 | .300/.353 | 15-20/15-24 | .750/.625 | 30/36 | (6) | 10/17 | 22/12 | 1/3 | 8/17 | 25/24 |
| GEORGIA | 25/41 | 27/40 | 52-81 | (29) | 19-53/33-68 | .358/.485 | 2-8/4-15 | .250/.267 | 12-18/11-13 | .667/.846 | 31/41 | (10) | 9/13 | 28/19 | 3/7 | 9/11 | 19/19 |
| Tennessee | 32/37 | 41/49 | 73-86 | (13) | 27-55/34-70 | .491/.486 | 10-20/3-16 | .500/.188 | 9-16/15-20 | .563/.750 | 28/42 | (14) | 16/24 | 21/14 | 1/3 | 8/14 | 20/18 |
| MISSOURI | 37/48 | 33/33 | 70-81 | (11) | 27-60/31-60 | .450/.517 | 9-19/11-23 | .474/.478 | 7-11/8-11 | .636/.727 | 30/35 | (5) | 13/22 | 14/14 | 0/1 | 5/7 | 17/14 |
| KENTUCKY | 29/20 | 41/35 | 70-55 | +15 | 24-53/20-59 | .453/.339 | 7-16/1-10 | .438/.100 | 15-16/14-19 | .938/.737 | 42/31 | +11 | 17/7 | 19/14 | 1/2 | 5/16 | 21/19 |
| SOUTH CAROLINA | 40/48 | 42/47 | 82-95 | (13) | 33-65/36-54 | .508/.667 | 9-20/6-11 | .450/.545 | 7-11/17-28 | .636/.607 | 23/31 | (8) | 19/7 | 8/10 | 0/2 | 2/1 | 20/15 |
| Alabama | 39/34 | 36/43 | 75-77 | (2) | 24-47/24-55 | .511/.436 | 8-15/3-10 | .533/.300 | 19-24/26-36 | .792/.722 | 29/36 | (7) | 12/5 | 17/12 | 1/2 | 5/10 | 27/19 |
| TEXAS A&M | 28/42 | 39/49 | 67-91 | (24) | 27-56/33-69 | .482/.478 | 5-16/3-11 | .313/.273 | 8-12/22-24 | .667/.917 | 24/43 | (19) | 12/12 | 20/15 | 0/3 | 3/10 | 21/19 |
| Ole Miss | 39/24 | 36/48 | 75-72 | +3 | 23-46/23-56 | .500/.411 | 6-15/10-25 | .400/.400 | 23-35/16-22 | .657/.727 | 29/35 | (6) | 15/12 | 16/18 | 3/3 | 10/8 | 24/28 |
| TENNESSEE | 26/30 | 38/44 | 64-74 | (10) | 23-49/25-63 | .469/.397 | 4-13/4-17 | .308/.235 | 14-20/20-28 | .700/.714 | 29/41 | (12) | 15/16 | 17/13 | 3/4 | 8/6 | 22/17 |
| Georgia | 25/36 | 30/31 | 55-67 | (12) | 21-55/28-64 | .382/.438 | 6-16/2-15 | .375/.133 | 7-13/9-11 | .538/.818 | 35/39 | (4) | 11/11 | 20/14 | 2/5 | 3/10 | 18/16 |
| Auburn | 24/41 | 36/22 | 60-63 | (3) | 18-43/24-68 | .419/.353 | 9-26/4-21 | .346/.190 | 15-19/11-16 | .789/.688 | 39/30 | +9 | 14/10 | 24/8 | 1/1 | 2/10 | 17/19 |
| MISSISSIPPI STATE | 26/50 | 24/45 | 50-95 | (45) | 22-43/37-68 | .512/.544 | 4-12/10-25 | .333/.400 | 2-4/11-14 | .500/.786 | 20/34 | (14) | 14/16 | 26/10 | 3/1 | 3/16 | 16/8 |
| Florida | 30/43 | 41/45 | 71-88 | (17) | 28-69/33-65 | .406/.508 | 7-28/12-30 | .250/.400 | 8-11/10-17 | .727/.588 | 29/48 | (19) | 14/20 | 10/17 | 1/0 | 7/5 | 19/13 |
| Missouri | 33/50 | 35/33 | 68-83 | (15) | 25-53/34-64 | .472/.531 | 10-22/14-29 | .455/.483 | 8-11/1-6 | .727/.167 | 19/43 | (24) | 13/24 | 14/18 | 1/3 | 9/6 | 13/11 |
| ARKANSAS | 32/36 | 46/37 | 78-73 | +5 | 28-65/29-71 | .431/.408 | 7-24/9-36 | .292/.250 | 15-17/6-11 | .882/.545 | 50/30 | +20 | 16/15 | 21/11 | 1/1 | 5/6 | 13/15 |
| Arkansas | 32/37 | 44/51 | 76-88 | (12) | 28-63/33-74 | .444/.446 | 8-29/12-33 | .276/.364 | 12-16/10-14 | .750/.714 | 44/36 | +8 | 20/25 | 20/6 | 1/2 | 2/9 | 17/14 |

Note: Game totals are displayed in the format TEAM/OPPONENT for each category

# THE LAST TIME VANDERBILT...

**Scored 100 or more points**
103, at Florida (2/6/11)
**Allowed 100 or more points**
111, Belmont (12/21/17)
**Scored 49 or fewer points**
41, at Miss. State (2/9/17); 49, at Tennessee (1/21/16)
**Held an opponent to 39 or less points**
39 vs. ETSU (12/5/15); 39 vs. Mississippi Valley State (11/15/15)
**Scored 50 points in a half**
51 (2nd Half) vs. Lipscomb (12/28/17)
**Scored 60 points in a half**
66 (2nd), vs. Quinnipiac (11/26/10)
**Allowed 50 points in a half**
57 (1st) vs Belmont (12/21/17)
54 (2nd) vs. Belmont (12/21/17)
51 (2nd) vs. Arkansas (2/28/18)
**Scored 19 pts or less in a half**
15, vs Miss. State (2/9/17); 16, vs. Ole Miss (2/5/15)
**Scored 10 pts or less in a half**
8 (1st) at LSU (1/13/08)
**Held an opponent to 19 pts or less in a half**
14 (1st) vs. Fordham (12/30/15); 19 (1st) vs. Ole Miss (3/2/16)
**Held an opponent to 10 pts or less in a half**
8 (1st) vs. Mississippi Valley State (11/15/15)
**Shot less than 20% from the field in a half**
18.6% (1st) (6-32) vs. South Carolina (2/16/17)
17.1% (1st) (6-35) vs. Missouri (3/7/13 - SEC Tournament)
**Shot 70% or better from the field**
76.2 (32-42) vs. Alabama (2/4/07)
**Shot 60-69% from the field**
69.2% (36-52) vs. Air Force (11/30/15)
**Held an opponent to less than 25% from the field**
24.1 (13-54) vs. Mississippi Valley State (11/15/15)
**Shot 60-69% for a half**
66.7% (14-21) vs. Tennessee (2/4/18)
**Shot 70% or better for a half**
73.1 (19-26) vs. Troy (12/10/15)
**Shot between 60-69% from 3-PT**
60.0% (6-10) vs. Lipscomb (12/28/17)
**Shot 70% or better from 3-PT**
70% (7-10) vs. Ole Miss (3/2/16)
**Shot 50% from 3-PT on the road**
50.0% (10-of-20) at Tennessee (1/7/18)
**Shot 90% at the foul line**
93.8% (15-16) vs. Kentucky (1/15/18)
**Made 10 or more 3-point field goals**
10 at Tennessee (1/7/18)
**Did not attempt a 3-point field goal in a half**
(1st half) vs. S. Carolina (2/15/15); 0-0 (2nd) vs. Arkansas (1/22/15)
(2nd) vs. Mississippi State (1/11/15)
**Attempted 45 or fewer shots**
43, 2x last vs. Mississippi State (2/15/18)

**Had 50 rebounds**
50 vs. Arkansas (2/25/18)
**Had 25 or more assists**
27 vs. Troy (12/10/15)
**Had 15 steals**
15 vs. Air Force (11/30/15); 15 vs. Alabama-Huntsville (1/15/15);
15 vs. Austin Peay (11/27/09)
**Had 10 or fewer turnovers**
8 vs. South Carolina (1/18/18)
9 vs. LSU (1/14/16)
10 vs. Belmont (12/21/17), at Florida (2/18/18)
**Had 25 or more turnovers**
26 vs. Mississippi State (2/15/18)
**Had 6 players score double figures**
vs. Lipscomb (12/28/17); Hall 17, Newby 16, Reed 15, Overbeck 15, Bell 10, Whalen 10
**Had 5 players score double figures**
vs. Alabama (1/25/16); Whalen 22, Bell 15, Reed 15, Webb 11, Overbeck 10
**Had 3 players score 20 or more points**
at Florida (2/6/11): Clarke 23, Holzer 23, Tuomi 20
**Had a player score 40 points**
40, Chantelle Anderson vs. Portland State (12/23/01)
**Had a player score 30 points**
31, Rachel Bell vs. Syracuse (11/24/17)
31, Rachel Bell vs. Alabama, SECT (3/1/17)
30, Christina Foggie vs. Marquette (11/17/13)
**Had a player with 15 rebounds**
15, Marqu'es Webb vs. Tulane (12/5/16)
**Had a player with 10 assists**
14, Minta Spears vs. Austin Peay (11/28/15); 10, Jasmine Lister at Auburn (1/5/14)
**Had a player with five steals**
5, Chelsie Hall vs. Kentucky (1/15/18)
**Had a player with five or more blocked shots**
6, Liz Sherwood vs. Mississippi State (1/10/08)
5, Audrey-Ann Caron-Goudreau vs. Arkansas (1/22/15)
**Had two double-doubles in the same game**
vs. Missouri (1/15/17), Kayla Overbeck (14 pts, 10 rebs) & Marqu'es Webb (10 pts, 10 rebs)
**Had a player with consecutive 20-point, 10-rebound games**
Tiffany Clarke (2/17-20, 2011)
**Had three straight double-doubles by same player**
Tiffany Clarke (3/7 SECT vs. Missouri, 3/8 SECT vs. Kentucky & 3/23/2013 NCAA vs. Saint Joseph's)
**Had consecutive double-doubles by the same player**
Marqu'es Webb (1/15/17 & 1/19/17)
Kayla Overbeck (1/12/17 & 1/15/17, (2/2/17 & 2/5/17)
**Had a game where combined 55-plus fouls were called**
55 vs. Ball State (11/20/17)
**Had an overtime game**
vs. Wisconsin, Lost, 73-71, 11/25/17, Paradise Jam
**Had a double overtime game**
at Florida (2/6/11), W, 103-97

# 2017-18 GAME CAPSULES

## GAME 1

**Official Basketball Box Score -- Game Totals -- Final Statistics**
**Middle Tennessee vs Vanderbilt**
**11/10/17 6:00 PM at Nashville, Tenn. (Memorial Gym)**

**Middle Tennessee 65 • 1-0**

| ## | Player | | Total FG-FGA | 3-Ptr FG-FGA | FT-FTA | Rebounds Off | Def | Tot | PF | TP | A | TO | Blk | Stl | Min |
|---|---|---|---|---|---|---|---|---|---|---|---|---|---|---|---|
| 00 | JOHNSON, Alex | f | 1-1 | 0-0 | 2-2 | 0 | 1 | 1 | 0 | 4 | 0 | 0 | 0 | 0 | 5 |
| 23 | LYON, Gabby | f | 4-6 | 0-0 | 2-5 | 2 | 8 | 10 | 4 | 10 | 0 | 0 | 1 | 2 | 34 |
| 05 | SISSOM, Abbey | g | 1-5 | 1-4 | 5-6 | 0 | 3 | 3 | 0 | 8 | 5 | 2 | 0 | 1 | 35 |
| 12 | LOURO, Jess | g | 4-14 | 4-12 | 4-4 | 0 | 6 | 6 | 3 | 16 | 1 | 3 | 0 | 2 | 40 |
| 14 | COLLIER, Katie | g | 1-3 | 0-0 | 6-6 | 1 | 2 | 3 | 3 | 8 | 1 | 0 | 0 | 1 | 26 |
| 02 | CANBAZ, Zeynep | | 0-1 | 0-0 | 0-0 | 0 | 0 | 0 | 0 | 0 | 1 | 1 | 0 | 0 | 3 |
| 03 | ALLISON, Kyla | | 1-3 | 1-2 | 3-4 | 0 | 0 | 0 | 0 | 6 | 2 | 1 | 0 | 0 | 11 |
| 13 | MAJORS, Jordan | | 1-5 | 0-0 | 0-2 | 0 | 2 | 2 | 3 | 2 | 0 | 1 | 0 | 0 | 13 |
| 15 | JONES, Anna | | 1-2 | 0-0 | 0-0 | 0 | 0 | 0 | 3 | 2 | 0 | 2 | 0 | 1 | 5 |
| 21 | EDWARDS, Lasonja | | 1-2 | 0-0 | 0-0 | 0 | 2 | 2 | 2 | 2 | 0 | 5 | 1 | 1 | 9 |
| 24 | REUTER, Rebecca | | 2-5 | 1-3 | 2-2 | 3 | 3 | 6 | 5 | 7 | 1 | 2 | 1 | 1 | 19 |
| | Team | | | | | 3 | 0 | 3 | | | | | | | |
| | Totals | | 17-47 | 7-21 | 24-31 | 9 | 27 | 36 | 23 | 65 | 11 | 17 | 3 | 9 | 200 |

| | 1st | 2nd | 3rd | 4th | Game | Deadball Rebounds |
|---|---|---|---|---|---|---|
| FG %: | 7-16 43.8% | 3-14 21.4% | 5-9 55.6% | 2-8 25.0% | 17-47 36.2% | 5 |
| 3FG %: | 2-7 28.6% | 1-6 16.7% | 4-6 66.7% | 0-2 0.0% | 7-21 33.3% | |
| FT %: | 6-6 100.0% | 1-1 100.0% | 5-8 62.5% | 12-16 75.0% | 24-31 77.4% | |

**Vanderbilt 54 • 0-1**

| ## | Player | | Total FG-FGA | 3-Ptr FG-FGA | FT-FTA | Rebounds Off | Def | Tot | PF | TP | A | TO | Blk | Stl | Min |
|---|---|---|---|---|---|---|---|---|---|---|---|---|---|---|---|
| 21 | Whalen, Erin | f | 1-8 | 0-2 | 0-0 | 0 | 4 | 4 | 4 | 2 | 1 | 2 | 0 | 0 | 24 |
| 22 | Horrocks, Bree | c | 1-2 | 0-0 | 0-0 | 0 | 2 | 2 | 4 | 2 | 0 | 2 | 0 | 0 | 14 |
| 02 | Hall, Chelsie | g | 4-9 | 0-1 | 1-2 | 1 | 2 | 3 | 2 | 9 | 3 | 6 | 0 | 1 | 33 |
| 03 | Bell, Rachel | g | 2-11 | 2-4 | 3-4 | 1 | 1 | 2 | 0 | 9 | 2 | 2 | 0 | 0 | 24 |
| 33 | Reed, Christa | g | 5-9 | 1-3 | 3-4 | 1 | 3 | 4 | 5 | 14 | 1 | 2 | 2 | 0 | 31 |
| 00 | Overbeck, Kayla | | 4-5 | 0-0 | 2-2 | 2 | 1 | 3 | 5 | 10 | 2 | 1 | 0 | 1 | 16 |
| 10 | Walker, Cierra | | 1-5 | 1-4 | 0-0 | 1 | 1 | 2 | 1 | 3 | 1 | 0 | 0 | 0 | 27 |
| 31 | Ejiofor, Blessing | | 0-0 | 0-0 | 2-4 | 0 | 2 | 2 | 4 | 2 | 0 | 2 | 0 | 0 | 5 |
| 35 | Clemons-Green, K. | | 0-1 | 0-1 | 3-4 | 1 | 1 | 2 | 4 | 3 | 2 | 2 | 0 | 2 | 26 |
| | Team | | | | | 1 | 6 | 7 | | | | | | | |
| | Totals | | 18-50 | 4-15 | 14-20 | 8 | 23 | 31 | 29 | 54 | 12 | 19 | 2 | 4 | 200 |

| | 1st | 2nd | 3rd | 4th | Game | Deadball Rebounds |
|---|---|---|---|---|---|---|
| FG %: | 4-11 36.4% | 5-12 41.7% | 5-14 35.7% | 4-13 30.8% | 18-50 36.0% | 3 |
| 3FG %: | 2-3 66.7% | 1-3 33.3% | 1-4 25.0% | 0-5 0.0% | 4-15 26.7% | |
| FT %: | 4-4 100.0% | 1-2 50.0% | 2-4 50.0% | 7-10 70.0% | 14-20 70.0% | |

Officials: R:Lisa Mattingly; U1: Beverley Roberts; U2:Eric Koch
Technical fouls: Middle Tennessee-None. Vanderbilt-None.
Attendance: 2866

| Score by periods | 1st | 2nd | 3rd | 4th | Total |
|---|---|---|---|---|---|
| Middle Tennessee | 22 | 8 | 19 | 16 | **65** |
| Vanderbilt | 14 | 12 | 13 | 15 | **54** |

## GAME 2

**Official Basketball Box Score -- Game Totals -- Final Statistics**
**Vanderbilt vs Central Michigan**
**11/14/17 7 p.m. at Mount Pleasant, Mich. (McGuirk Arena)**

**Vanderbilt 75 • 0-2**

| ## | Player | | Total FG-FGA | 3-Ptr FG-FGA | FT-FTA | Rebounds Off | Def | Tot | PF | TP | A | TO | Blk | Stl | Min |
|---|---|---|---|---|---|---|---|---|---|---|---|---|---|---|---|
| 02 | Hall, Chelsie | * | 5-10 | 1-1 | 0-0 | 0 | 2 | 2 | 3 | 11 | 1 | 2 | 0 | 0 | 24 |
| 03 | Bell, Rachel | * | 6-12 | 3-3 | 0-0 | 0 | 1 | 1 | 3 | 15 | 2 | 4 | 0 | 0 | 26 |
| 24 | Newby, Autumn | * | 2-7 | 0-0 | 2-4 | 2 | 6 | 8 | 5 | 6 | 2 | 5 | 0 | 1 | 27 |
| 33 | Reed, Christa | * | 3-3 | 1-1 | 0-0 | 1 | 2 | 3 | 3 | 7 | 1 | 3 | 0 | 0 | 23 |
| 35 | Clemons-Green, K. | * | 2-6 | 1-3 | 0-0 | 0 | 4 | 4 | 5 | 5 | 3 | 0 | 0 | 1 | 27 |
| 00 | Overbeck, Kayla | | 2-5 | 0-0 | 5-6 | 2 | 3 | 5 | 3 | 9 | 0 | 1 | 0 | 2 | 19 |
| 10 | Walker, Cierra | | 4-6 | 3-4 | 0-0 | 0 | 1 | 1 | 1 | 11 | 5 | 3 | 0 | 2 | 28 |
| 21 | Whalen, Erin | | 4-10 | 1-6 | 0-0 | 1 | 3 | 4 | 3 | 9 | 1 | 1 | 0 | 0 | 23 |
| 22 | Horrocks, Bree | | 0-1 | 0-0 | 2-2 | 1 | 0 | 1 | 0 | 2 | 0 | 0 | 0 | 0 | 3 |
| | Team | | | | | 3 | 4 | 7 | | | | | | | |
| | Totals | | 28-60 | 10-18 | 9-12 | 10 | 26 | 36 | 26 | 75 | 15 | 19 | 0 | 6 | 200 |

| | 1st | 2nd | 3rd | 4th | Game | Deadball Rebounds |
|---|---|---|---|---|---|---|
| FG %: | 6-13 46.2% | 5-14 35.7% | 9-17 52.9% | 8-16 50.0% | 28-60 46.7% | 1 |
| 3FG %: | 2-2 100.0% | 2-2 100.0% | 2-5 40.0% | 4-9 44.4% | 10-18 55.6% | |
| FT %: | 2-2 100.0% | 5-8 62.5% | 0-0 0.0% | 2-2 100.0% | 9-12 75.0% | |

**Central Michigan 92 • 1-1**

| ## | Player | | Total FG-FGA | 3-Ptr FG-FGA | FT-FTA | Rebounds Off | Def | Tot | PF | TP | A | TO | Blk | Stl | Min |
|---|---|---|---|---|---|---|---|---|---|---|---|---|---|---|---|
| 01 | KELLY, Micaela | * | 4-7 | 0-2 | 2-2 | 1 | 4 | 5 | 2 | 10 | 4 | 3 | 1 | 3 | 35 |
| 02 | MOORE, Tinara | * | 6-7 | 0-0 | 6-6 | 1 | 4 | 5 | 2 | 18 | 2 | 1 | 3 | 0 | 24 |
| 03 | HUDSON, Presley | * | 7-19 | 3-10 | 4-4 | 0 | 6 | 6 | 2 | 21 | 6 | 1 | 0 | 1 | 40 |
| 10 | BREEN, Cassie | * | 8-15 | 7-14 | 8-8 | 0 | 3 | 3 | 1 | 31 | 2 | 1 | 0 | 0 | 38 |
| 13 | FROST, Reyna | * | 2-9 | 0-1 | 3-3 | 5 | 5 | 10 | 2 | 7 | 2 | 1 | 1 | 4 | 39 |
| 04 | WATTERS, Maddy | | 0-0 | 0-0 | 1-2 | 0 | 1 | 1 | 0 | 1 | 1 | 4 | 0 | 1 | 6 |
| 05 | SWARY, Aleah | | 0-0 | 0-0 | 0-0 | 0 | 0 | 0 | 0 | 0 | 0 | 0 | 0 | 0 | 1 |
| 33 | BIRD, Gabrielle | | 1-6 | 0-4 | 0-0 | 1 | 0 | 1 | 2 | 2 | 0 | 1 | 1 | 1 | 9 |
| 50 | BUSSELL, Kyra | | 1-1 | 0-0 | 0-0 | 0 | 1 | 1 | 3 | 2 | 0 | 0 | 0 | 0 | 8 |
| | Team | | | | | 1 | 0 | 1 | | | | | | | |
| | Totals | | 29-64 | 10-31 | 24-25 | 9 | 24 | 33 | 14 | 92 | 17 | 12 | 6 | 10 | 200 |

| | 1st | 2nd | 3rd | 4th | Game | Deadball Rebounds |
|---|---|---|---|---|---|---|
| FG %: | 10-15 66.7% | 5-19 26.3% | 7-17 41.2% | 7-13 53.8% | 29-64 45.3% | 1 |
| 3FG %: | 5-8 62.5% | 3-13 23.1% | 0-4 0.0% | 2-6 33.3% | 10-31 32.3% | |
| FT %: | 4-4 100.0% | 5-5 100.0% | 6-6 100.0% | 9-10 90.0% | 24-25 96.0% | |

Officials: Michael McConnell, Angie Enlund, Mark Resch
Technical fouls: Vanderbilt-None. Central Michigan-None.
Attendance: 1500
Vanderbilt #35 Clemons-Green Fouled Out 1:30 4th; #24 Newby Fouled Out :36 4th

| Score by periods | 1st | 2nd | 3rd | 4th | Total |
|---|---|---|---|---|---|
| Vanderbilt | 16 | 17 | 20 | 22 | **75** |
| Central Michigan | 29 | 18 | 20 | 25 | **92** |

| Points | In Paint | Off T/O | 2nd Chance | Fast Break | Bench |
|---|---|---|---|---|---|
| VANDY | 30 | 16 | 7 | 9 | 31 |
| CMU | 34 | 10 | 10 | 8 | 5 |

## GAME 3

**Official Basketball Box Score -- Game Totals -- Final Statistics**
**Tulane vs Vanderbilt**
**12/05/16 7 p.m. at Memorial Gym (Nashville, Tenn.)**

**Tulane 63 • 5-3**

| ## | Player | | Total FG-FGA | 3-Ptr FG-FGA | FT-FTA | Rebounds Off | Def | Tot | PF | TP | A | TO | Blk | Stl | Min |
|---|---|---|---|---|---|---|---|---|---|---|---|---|---|---|---|
| 25 | WYATT, Harlyn | f | 4-7 | 0-0 | 0-0 | 3 | 7 | 10 | 3 | 8 | 0 | 4 | 1 | 0 | 35 |
| 03 | MORGAN, Kolby | g | 14-26 | 5-9 | 1-1 | 3 | 4 | 7 | 4 | 34 | 2 | 1 | 0 | 5 | 40- |
| 11 | VORPAHL, Leslie | g | 0-11 | 0-7 | 1-3 | 2 | 6 | 8 | 0 | 1 | 12 | 4 | 1 | 1 | 37 |
| 22 | SCHULTE, Meredith | g | 1-3 | 0-2 | 0-0 | 0 | 2 | 2 | 4 | 2 | 1 | 2 | 1 | 1 | 21 |
| 33 | LATHAM, Courtnie | g | 5-10 | 2-4 | 2-2 | 0 | 1 | 1 | 0 | 14 | 1 | 4 | 0 | 0 | 25 |
| 01 | HARDING, Shakira | | 1-5 | 0-2 | 0-0 | 1 | 1 | 2 | 0 | 2 | 0 | 1 | 0 | 0 | 16 |
| 13 | CRUICKSHANK, Caylah | | 0-1 | 0-0 | 0-0 | 1 | 0 | 1 | 0 | 0 | 2 | 0 | 0 | 0 | 9 |
| 15 | THOMPSON, Tene | | 1-6 | 0-1 | 0-0 | 3 | 1 | 4 | 0 | 2 | 0 | 1 | 0 | 0 | 12 |
| 24 | WELLS, Maddison | | 0-1 | 0-0 | 0-0 | 1 | 0 | 1 | 1 | 0 | 0 | 0 | 0 | 0 | 1 |
| 34 | MADZAREVIC, Ksenija | | 0-0 | 0-0 | 0-0 | 0 | 0 | 0 | 2 | 0 | 0 | 2 | 1 | 0 | 4 |
| | Team | | | | | 3 | 4 | 7 | | | | | | | |
| | Totals | | 26-70 | 7-25 | 4-6 | 17 | 26 | 43 | 14 | 63 | 18 | 19 | 4 | 7 | 200 |

| | 1st | 2nd | 3rd | 4th | Game | Deadball Rebounds |
|---|---|---|---|---|---|---|
| FG %: | 8-14 57.1% | 6-20 30.0% | 5-15 33.3% | 7-21 33.3% | 26-70 37.1% | 2 |
| 3FG %: | 3-5 60.0% | 1-5 20.0% | 1-6 16.7% | 2-9 22.2% | 7-25 28.0% | |
| FT %: | 1-3 33.3% | 0-0 0.0% | 1-1 100.0% | 2-2 100.0% | 4-6 66.7% | |

**Vanderbilt 74 • 8-1**

| ## | Player | | Total FG-FGA | 3-Ptr FG-FGA | FT-FTA | Rebounds Off | Def | Tot | PF | TP | A | TO | Blk | Stl | Min |
|---|---|---|---|---|---|---|---|---|---|---|---|---|---|---|---|
| 22 | Webb, Marqu'es | f | 1-6 | 0-0 | 5-8 | 8 | 7 | 15 | 1 | 7 | 1 | 3 | 0 | 2 | 30 |
| 03 | Bell, Rachel | g | 6-12 | 2-3 | 0-0 | 0 | 0 | 0 | 0 | 14 | 3 | 1 | 1 | 0 | 25 |
| 10 | Walker, Cierra | g | 4-10 | 4-7 | 0-0 | 0 | 1 | 1 | 1 | 12 | 3 | 6 | 0 | 0 | 37 |
| 33 | Reed, Christa | g | 6-14 | 1-2 | 0-0 | 1 | 6 | 7 | 3 | 13 | 2 | 3 | 1 | 0 | 33 |
| 35 | Clemons-Green, Kalei | g | 2-4 | 1-1 | 0-0 | 1 | 1 | 2 | 1 | 5 | 0 | 0 | 0 | 2 | 11 |
| 00 | Overbeck, Kayla | | 5-6 | 0-0 | 1-2 | 0 | 8 | 8 | 1 | 11 | 1 | 0 | 1 | 2 | 29 |
| 01 | Dahlman, Rebekah | | 0-2 | 0-1 | 2-2 | 0 | 0 | 0 | 2 | 2 | 0 | 1 | 0 | 0 | 9 |
| 21 | Whalen, Erin | | 4-8 | 1-2 | 1-2 | 0 | 1 | 1 | 2 | 10 | 4 | 1 | 1 | 1 | 19 |
| 30 | Carter, Lealea | | 0-0 | 0-0 | 0-0 | 0 | 0 | 0 | 0 | 0 | 1 | 0 | 0 | 0 | 3 |
| 41 | Seawright, Miaya | | 0-1 | 0-1 | 0-0 | 0 | 1 | 1 | 1 | 0 | 0 | 0 | 0 | 0 | 4 |
| | Team | | | | | 1 | 2 | 3 | | | 1 | | | | |
| | Totals | | 28-63 | 9-17 | 9-14 | 11 | 27 | 38 | 12 | 74 | 15 | 16 | 4 | 7 | 200 |

| | 1st | 2nd | 3rd | 4th | Game | Deadball Rebounds |
|---|---|---|---|---|---|---|
| FG %: | 6-19 31.6% | 4-13 30.8% | 8-14 57.1% | 10-17 58.8% | 28-63 44.4% | 3 |
| 3FG %: | 0-3 0.0% | 3-6 50.0% | 1-1 100.0% | 5-7 71.4% | 9-17 52.9% | |
| FT %: | 0-0 0.0% | 3-4 75.0% | 1-2 50.0% | 5-8 62.5% | 9-14 64.3% | |

Officials: Dee Kantner, Bob Trammell, Cameron Inouye
Technical fouls: Tulane-None. Vanderbilt-None.
Attendance: 2297

| Score by periods | 1st | 2nd | 3rd | 4th | Total |
|---|---|---|---|---|---|
| Tulane | 20 | 13 | 12 | 18 | **63** |
| Vanderbilt | 12 | 14 | 18 | 30 | **74** |

| Points | In Paint | Off T/O | 2nd Chance | Fast Break | Bench |
|---|---|---|---|---|---|
| TLN | 26 | 15 | 11 | 6 | 4 |
| VANDY | 28 | 23 | 6 | 11 | 23 |

Last FG - TLN 4th-01:43, VANDY 4th-01:14.

Score tied - 1 time.

## GAME 4

**Official Basketball Box Score -- Game Totals -- Final Statistics**
**BALL STATE vs Vanderbilt**
**11/20/17 12 PM at Nashville, Tenn. (Memorial Gym)**

**BALL STATE 88 • 4-0**

| ## | Player | | Total FG-FGA | 3-Ptr FG-FGA | FT-FTA | Rebounds Off | Def | Tot | PF | TP | A | TO | Blk | Stl | Min |
|---|---|---|---|---|---|---|---|---|---|---|---|---|---|---|---|
| 33 | MONACO, Moriah | f | 8-18 | 5-9 | 5-6 | 0 | 3 | 3 | 3 | 26 | 0 | 2 | 1 | 2 | 34 |
| 34 | WALKER, Aliyah | f | 2-3 | 0-0 | 1-2 | 3 | 4 | 7 | 3 | 5 | 0 | 4 | 0 | 0 | 18 |
| 03 | GRANDE, Carmen | g | 7-15 | 1-4 | 6-8 | 0 | 0 | 0 | 4 | 21 | 13 | 3 | 0 | 4 | 34 |
| 24 | SAMZ, Jasmin | g | 6-9 | 1-3 | 3-4 | 0 | 4 | 4 | 4 | 16 | 1 | 2 | 0 | 0 | 35 |
| 31 | PENNY, Nakeya | g | 0-1 | 0-1 | 0-0 | 0 | 1 | 1 | 1 | 0 | 0 | 0 | 1 | 0 | 6 |
| 05 | HOWARD-BASS, Maliah | | 1-2 | 1-2 | 0-0 | 0 | 2 | 2 | 2 | 3 | 0 | 0 | 0 | 0 | 12 |
| 20 | FRAZIER, Frannie | | 3-4 | 0-0 | 2-2 | 1 | 3 | 4 | 3 | 8 | 3 | 8 | 0 | 1 | 28 |
| 32 | BROWN, Oshlynn | | 2-4 | 0-0 | 5-11 | 9 | 7 | 16 | 3 | 9 | 0 | 1 | 0 | 1 | 33 |
| | Team | | | | | 3 | 3 | 6 | | | | 1 | | | |
| | Totals | | 29-56 | 8-19 | 22-33 | 16 | 27 | 43 | 23 | 88 | 17 | 21 | 2 | 8 | 200 |

| | 1st | 2nd | 3rd | 4th | Game | Deadball Rebounds |
|---|---|---|---|---|---|---|
| FG %: | 8-18 44.4% | 7-14 50.0% | 6-10 60.0% | 8-14 57.1% | 29-56 51.8% | 7 |
| 3FG %: | 1-7 14.3% | 3-7 42.9% | 2-2 100.0% | 2-3 66.7% | 8-19 42.1% | |
| FT %: | 0-0 0.0% | 2-5 40.0% | 6-8 75.0% | 14-20 70.0% | 22-33 66.7% | |

**Vanderbilt 79 • 0-4**

| ## | Player | | Total FG-FGA | 3-Ptr FG-FGA | FT-FTA | Rebounds Off | Def | Tot | PF | TP | A | TO | Blk | Stl | Min |
|---|---|---|---|---|---|---|---|---|---|---|---|---|---|---|---|
| 24 | Newby, Autumn | f | 1-2 | 0-0 | 1-2 | 1 | 3 | 4 | 4 | 3 | 1 | 1 | 0 | 1 | 23 |
| 02 | Hall, Chelsie | g | 10-14 | 0-1 | 5-7 | 2 | 3 | 5 | 4 | 25 | 2 | 4 | 0 | 2 | 35 |
| 03 | Bell, Rachel | g | 5-15 | 2-7 | 0-1 | 1 | 0 | 1 | 5 | 12 | 3 | 2 | 0 | 0 | 30 |
| 33 | Reed, Christa | g | 1-6 | 1-5 | 2-2 | 2 | 2 | 4 | 5 | 5 | 0 | 2 | 1 | 0 | 37 |
| 35 | Clemons-Green, K. | g | 3-6 | 2-5 | 0-0 | 1 | 2 | 3 | 2 | 8 | 2 | 2 | 0 | 1 | 21 |
| 00 | Overbeck, Kayla | | 1-4 | 0-0 | 1-2 | 2 | 0 | 2 | 5 | 3 | 2 | 4 | 0 | 0 | 12 |
| 10 | Walker, Cierra | | 4-9 | 3-7 | 4-4 | 0 | 2 | 2 | 2 | 15 | 3 | 1 | 0 | 0 | 24 |
| 12 | Dancy, Myka | | 0-0 | 0-0 | 0-0 | 0 | 0 | 0 | 0 | 0 | 0 | 0 | 0 | 0 | 3 |
| 21 | Whalen, Erin | | 1-4 | 1-3 | 0-0 | 1 | 1 | 2 | 2 | 3 | 0 | 1 | 1 | 0 | 9 |
| 31 | Ejiofor, Blessing | | 2-2 | 0-0 | 1-2 | 1 | 1 | 2 | 3 | 5 | 0 | 2 | 0 | 0 | 6 |
| | Team | | | | | 1 | 1 | 2 | | | | | | | |
| | Totals | | 28-62 | 9-28 | 14-20 | 12 | 15 | 27 | 32 | 79 | 13 | 19 | 2 | 4 | 200 |

| | 1st | 2nd | 3rd | 4th | Game | Deadball Rebounds |
|---|---|---|---|---|---|---|
| FG %: | 4-15 26.7% | 7-15 46.7% | 8-15 53.3% | 9-17 52.9% | 28-62 45.2% | 1 |
| 3FG %: | 3-9 33.3% | 2-6 33.3% | 2-6 33.3% | 2-7 28.6% | 9-28 32.1% | |
| FT %: | 0-0 0.0% | 2-4 50.0% | 3-7 42.9% | 9-9 100.0% | 14-20 70.0% | |

Officials: R:Tina Napier U1:Jesse Dickerson U2: Frank Steratore
Technical fouls: BALL STATE-None. Vanderbilt-None.
Attendance: 5367

| Score by periods | 1st | 2nd | 3rd | 4th | Total |
|---|---|---|---|---|---|
| BALL STATE | 17 | 19 | 20 | 32 | **88** |
| Vanderbilt | 11 | 18 | 21 | 29 | **79** |

| Points | In Paint | Off T/O | 2nd Chance | Fast Break | Bench |
|---|---|---|---|---|---|
| BALLST | 36 | 22 | 14 | 10 | 20 |
| VANDY | 30 | 22 | 11 | 4 | 26 |

Last FG - BALLST 4th-00:24, VANDY 4th-00:38.
Largest lead - BALLST by 13 4th-02:37, VANDY None.
BALLST led for 39:24. VANDY led for 00:00. Game was tied for 00:36.

Score tied - 1 time.
Lead changed - 0 times.

# 2017-18 GAME CAPSULES

## GAME 5

**Official Basketball Box Score -- Game Totals -- Final Statistics**
**Vanderbilt vs George Washington**
**11/23/17 1:30 P.M. at Washington, DC (Charles E. Smith Center)**

**Vanderbilt 69 • (1-4)**

| ## | Player | | Total FG-FGA | 3-Ptr FG-FGA | FT-FTA | Rebounds Off | Def | Tot | PF | TP | A | TO | Blk | Stl | Min |
|---|---|---|---|---|---|---|---|---|---|---|---|---|---|---|---|
| 24 | Newby, Autumn | f | 1-5 | 0-0 | 0-0 | 1 | 1 | 2 | 3 | 2 | 1 | 2 | 0 | 0 | 18 |
| 02 | Hall, Chelsie | g | 8-15 | 1-3 | 1-1 | 0 | 4 | 4 | 1 | 18 | 3 | 6 | 0 | 3 | 29 |
| 03 | Bell, Rachel | g | 3-7 | 0-0 | 0-0 | 0 | 1 | 1 | 1 | 6 | 1 | 1 | 0 | 0 | 14 |
| 33 | Reed, Christa | g | 2-3 | 1-2 | 0-0 | 0 | 1 | 1 | 0 | 5 | 0 | 0 | 0 | 0 | 17 |
| 35 | Clemons-Green, K. | g | 0-2 | 0-1 | 2-2 | 0 | 4 | 4 | 1 | 2 | 4 | 2 | 0 | 1 | 19 |
| 00 | Overbeck, Kayla | | 1-3 | 0-0 | 0-0 | 1 | 4 | 5 | 3 | 2 | 0 | 3 | 1 | 2 | 26 |
| 10 | Walker, Cierra | | 3-5 | 2-3 | 4-4 | 0 | 6 | 6 | 0 | 12 | 3 | 2 | 0 | 0 | 27 |
| 12 | Dancy, Myka | | 0-0 | 0-0 | 0-0 | 0 | 0 | 0 | 1 | 0 | 0 | 0 | 0 | 0 | 0+ |
| 21 | Whalen, Erin | | 5-8 | 4-6 | 0-0 | 1 | 7 | 8 | 1 | 14 | 3 | 3 | 0 | 0 | 24 |
| 22 | Horrocks, Bree | | 2-2 | 0-0 | 0-0 | 0 | 2 | 2 | 1 | 4 | 0 | 2 | 0 | 0 | 12 |
| 30 | Carter, Lealea | | 0-0 | 0-0 | 0-0 | 0 | 0 | 0 | 2 | 0 | 1 | 4 | 0 | 0 | 5 |
| 31 | Ejiofor, Blessing | | 2-2 | 0-0 | 0-0 | 1 | 4 | 5 | 2 | 4 | 0 | 0 | 1 | 1 | 9 |
| | Team | | | | | 4 | 2 | 6 | | | | 1 | | | |
| | Totals | | 27-52 | 8-15 | 7-7 | 8 | 36 | 44 | 16 | 69 | 16 | 26 | 2 | 7 | 200 |

| | | | | | | | | | | | | |
|---|---|---|---|---|---|---|---|---|---|---|---|---|
| 1st - FG %: | 6-12 | 50.0% | 2nd: | 9-18 | 50.0% | 3rd: | 10-16 | 62.5% | 4th: | 2-6 | 33.3% | Game: 27-52 51.9% |
| 3FG %: | 1-2 | 50.0% | | 3-7 | 42.9% | | 3-4 | 75.0% | | 1-2 | 50.0% | 8-15 53.3% |
| FT %: | 0-0 | 0.0% | | 0-0 | 0.0% | | 3-3 | 100.0% | | 4-4 | 100.0% | 7-7 100.0% |

Deadball Rebounds: 0

**George Washington 59 • (2-3)**

| ## | Player | | Total FG-FGA | 3-Ptr FG-FGA | FT-FTA | Rebounds Off | Def | Tot | PF | TP | A | TO | Blk | Stl | Min |
|---|---|---|---|---|---|---|---|---|---|---|---|---|---|---|---|
| 25 | PRANGE, Kelli | f | 6-17 | 1-4 | 0-0 | 3 | 4 | 7 | 2 | 13 | 1 | 1 | 0 | 2 | 27 |
| 30 | LUMA, Neila | f | 3-6 | 0-0 | 1-2 | 4 | 4 | 8 | 4 | 7 | 1 | 2 | 0 | 1 | 26 |
| 02 | TAPIAS, Camila | g | 4-10 | 3-8 | 0-0 | 0 | 1 | 1 | 0 | 11 | 0 | 1 | 0 | 2 | 23 |
| 05 | CUMMINGS, Brianna | g | 4-11 | 0-0 | 3-3 | 2 | 2 | 4 | 4 | 11 | 1 | 3 | 1 | 3 | 25 |
| 21 | BAUTISTA, Mei-Lyn | g | 2-8 | 1-6 | 1-2 | 0 | 2 | 2 | 1 | 6 | 4 | 0 | 0 | 2 | 29 |
| 01 | MAHONEY, Kelsi | | 1-8 | 1-3 | 0-0 | 1 | 2 | 3 | 2 | 3 | 5 | 4 | 0 | 0 | 22 |
| 03 | LATIMER, Chyna | | 0-0 | 0-0 | 0-0 | 0 | 0 | 0 | 0 | 0 | 0 | 0 | 0 | 0 | 6 |
| 04 | LEVY, Lexus | | 2-7 | 2-6 | 0-0 | 0 | 0 | 0 | 2 | 6 | 3 | 0 | 0 | 1 | 21 |
| 23 | CAMPBELL, Taylor | | 0-0 | 0-0 | 0-0 | 0 | 1 | 1 | 0 | 0 | 0 | 0 | 0 | 0 | 3 |
| 33 | BRESEE, Kendall | | 1-1 | 0-0 | 0-0 | 0 | 1 | 1 | 1 | 2 | 1 | 2 | 0 | 3 | 18 |
| | Team | | | | | 0 | 0 | 0 | | | | | | | |
| | Totals | | 23-68 | 8-27 | 5-7 | 10 | 17 | 27 | 16 | 59 | 16 | 13 | 1 | 14 | 200 |

| | | | | | | | | | | | | |
|---|---|---|---|---|---|---|---|---|---|---|---|---|
| 1st - FG %: | 7-17 | 41.2% | 2nd: | 3-16 | 18.8% | 3rd: | 6-17 | 35.3% | 4th: | 7-18 | 38.9% | Game: 23-68 33.8% |
| 3FG %: | 3-7 | 42.9% | | 1-9 | 11.1% | | 2-5 | 40.0% | | 2-6 | 33.3% | 8-27 29.6% |
| FT %: | 0-0 | 0.0% | | 0-0 | 0.0% | | 1-2 | 50.0% | | 4-5 | 80.0% | 5-7 71.4% |

Deadball Rebounds: 1

Officials: Barb Smith, Tira Cruse, Fatou Cissoko-Stephens
Technical fouls: Vanderbilt-None. George Washington-None.
Attendance: 707
2017 Paradise Jam - Reef Division

| Score by periods | 1st | 2nd | 3rd | 4th | Total |
|---|---|---|---|---|---|
| Vanderbilt | 13 | 21 | 26 | 9 | **69** |
| George Washington | 17 | 7 | 15 | 20 | **59** |

| Points | In Paint | Off T/O | 2nd Chance | Fast Break | Bench |
|---|---|---|---|---|---|
| VANDY | 26 | 11 | 13 | 6 | 36 |
| GW | 26 | 19 | 12 | 4 | 11 |

## GAME 6

**Official Basketball Box Score -- Game Totals -- Final Statistics**
**Syracuse vs Vanderbilt**
**11/24/17 3:30 P.M. at Washington, DC (Charles E. Smith Center)**

**Syracuse 84 • (5-0)**

| ## | Player | | Total FG-FGA | 3-Ptr FG-FGA | FT-FTA | Rebounds Off | Def | Tot | PF | TP | A | TO | Blk | Stl | Min |
|---|---|---|---|---|---|---|---|---|---|---|---|---|---|---|---|
| 32 | Miranda Drummond | f | 10-17 | 4-10 | 1-1 | 5 | 1 | 6 | 1 | 25 | 0 | 2 | 0 | 3 | 38 |
| 45 | Digna Strautmane | f | 3-5 | 1-3 | 2-4 | 3 | 5 | 8 | 3 | 9 | 0 | 0 | 2 | 1 | 22 |
| 22 | Amaya Finklea-Guity | c | 5-6 | 0-0 | 1-2 | 3 | 4 | 7 | 3 | 11 | 0 | 1 | 0 | 0 | 19 |
| 04 | Tiana Mangakahia | g | 4-18 | 0-4 | 3-4 | 0 | 3 | 3 | 4 | 11 | 17 | 2 | 0 | 0 | 35 |
| 11 | Gabrielle Cooper | g | 3-16 | 2-10 | 0-0 | 1 | 6 | 7 | 1 | 8 | 3 | 1 | 1 | 2 | 33 |
| 01 | Raven Fox | | 2-4 | 1-2 | 1-1 | 1 | 4 | 5 | 1 | 6 | 1 | 0 | 0 | 0 | 20 |
| 14 | Nikki Oppenheimer | | 1-3 | 1-3 | 0-0 | 0 | 0 | 0 | 0 | 3 | 0 | 0 | 0 | 0 | 10 |
| 23 | Isis Young | | 3-8 | 2-6 | 0-0 | 0 | 1 | 1 | 1 | 8 | 3 | 2 | 0 | 1 | 18 |
| 44 | Jasmine Nwajei | | 1-3 | 1-1 | 0-0 | 1 | 0 | 1 | 0 | 3 | 0 | 0 | 0 | 2 | 5 |
| | Team | | | | | 2 | 1 | 3 | | | | | | | |
| | Totals | | 32-80 | 12-39 | 8-12 | 16 | 25 | 41 | 14 | 84 | 24 | 8 | 3 | 9 | 200 |

| | | | | | | | | | | | | |
|---|---|---|---|---|---|---|---|---|---|---|---|---|
| 1st - FG %: | 7-20 | 35.0% | 2nd: | 6-21 | 28.6% | 3rd: | 12-18 | 66.7% | 4th: | 7-21 | 33.3% | Game: 32-80 40.0% |
| 3FG %: | 1-7 | 14.3% | | 3-11 | 27.3% | | 6-10 | 60.0% | | 2-11 | 18.2% | 12-39 30.8% |
| FT %: | 1-2 | 50.0% | | 1-1 | 100.0% | | 1-4 | 25.0% | | 5-5 | 100.0% | 8-12 66.7% |

Deadball Rebounds: 2

**Vanderbilt 78 • (1-5)**

| ## | Player | | Total FG-FGA | 3-Ptr FG-FGA | FT-FTA | Rebounds Off | Def | Tot | PF | TP | A | TO | Blk | Stl | Min |
|---|---|---|---|---|---|---|---|---|---|---|---|---|---|---|---|
| 24 | Newby, Autumn | f | 2-5 | 0-0 | 2-2 | 2 | 4 | 6 | 4 | 6 | 3 | 2 | 0 | 0 | 18 |
| 02 | Hall, Chelsie | g | 3-10 | 1-2 | 0-0 | 0 | 5 | 5 | 3 | 7 | 2 | 3 | 0 | 1 | 30 |
| 03 | Bell, Rachel | g | 11-19 | 7-10 | 2-2 | 0 | 3 | 3 | 3 | 31 | 3 | 1 | 0 | 0 | 32 |
| 33 | Reed, Christa | g | 3-5 | 2-3 | 3-3 | 2 | 4 | 6 | 0 | 11 | 2 | 3 | 0 | 0 | 22 |
| 35 | Clemons-Green, K. | g | 1-3 | 1-2 | 1-2 | 0 | 5 | 5 | 1 | 4 | 6 | 3 | 0 | 0 | 27 |
| 00 | Overbeck, Kayla | | 5-6 | 0-0 | 0-0 | 1 | 3 | 4 | 2 | 10 | 2 | 2 | 0 | 1 | 27 |
| 10 | Walker, Cierra | | 0-2 | 0-1 | 0-0 | 0 | 3 | 3 | 0 | 0 | 2 | 2 | 0 | 0 | 14 |
| 21 | Whalen, Erin | | 4-12 | 1-8 | 0-0 | 3 | 1 | 4 | 5 | 9 | 0 | 2 | 0 | 1 | 22 |
| 31 | Ejiofor, Blessing | | 0-1 | 0-0 | 0-0 | 0 | 3 | 3 | 0 | 0 | 0 | 0 | 0 | 0 | 8 |
| | Team | | | | | 2 | 3 | 5 | | | | 1 | | | |
| | Totals | | 29-63 | 12-26 | 8-9 | 10 | 34 | 44 | 18 | 78 | 20 | 19 | 0 | 3 | 200 |

| | | | | | | | | | | | | |
|---|---|---|---|---|---|---|---|---|---|---|---|---|
| 1st - FG %: | 5-15 | 33.3% | 2nd: | 8-15 | 53.3% | 3rd: | 10-15 | 66.7% | 4th: | 6-18 | 33.3% | Game: 29-63 46.0% |
| 3FG %: | 2-5 | 40.0% | | 2-4 | 50.0% | | 6-9 | 66.7% | | 2-8 | 25.0% | 12-26 46.2% |
| FT %: | 2-2 | 100.0% | | 1-2 | 50.0% | | 0-0 | 0.0% | | 5-5 | 100.0% | 8-9 88.9% |

Deadball Rebounds: 0

Officials: Jules Gallien, Jennifer White, Barb Smith
Technical fouls: Syracuse-None. Vanderbilt-None.
Attendance: 933
2017 Paradise Jam - Reef Division
Fouled Out: Whalen (VU) - 4th, 0:22

| Score by periods | 1st | 2nd | 3rd | 4th | Total |
|---|---|---|---|---|---|
| Syracuse | 16 | 16 | 31 | 21 | **84** |
| Vanderbilt | 14 | 19 | 26 | 19 | **78** |

| Points | In Paint | Off T/O | 2nd Chance | Fast Break | Bench |
|---|---|---|---|---|---|
| SU | 36 | 14 | 12 | 12 | 20 |
| VANDY | 22 | 12 | 13 | 8 | 19 |

## GAME 7

**Official Basketball Box Score -- Game Totals -- Final Statistics**
**Vanderbilt vs Wisconsin**
**11/25/17 1:00 P.M. at Washington, DC (Charles E. Smith Center)**

**Vanderbilt 71 • (1-6)**

| ## | Player | | Total FG-FGA | 3-Ptr FG-FGA | FT-FTA | Rebounds Off | Def | Tot | PF | TP | A | TO | Blk | Stl | Min |
|---|---|---|---|---|---|---|---|---|---|---|---|---|---|---|---|
| 24 | Newby, Autumn | f | 2-4 | 0-0 | 1-1 | 1 | 5 | 6 | 3 | 5 | 2 | 0 | 0 | 1 | 26 |
| 02 | Hall, Chelsie | g | 6-17 | 0-2 | 3-6 | 2 | 3 | 5 | 1 | 15 | 3 | 1 | 0 | 1 | 37 |
| 03 | Bell, Rachel | g | 7-17 | 1-8 | 2-2 | 0 | 2 | 2 | 0 | 17 | 3 | 3 | 0 | 1 | 34 |
| 33 | Reed, Christa | g | 3-9 | 2-4 | 4-4 | 1 | 2 | 3 | 0 | 12 | 0 | 0 | 1 | 0 | 32 |
| 35 | Clemons-Green, K. | g | 1-3 | 0-1 | 0-0 | 0 | 1 | 1 | 0 | 2 | 4 | 3 | 0 | 1 | 25 |
| 00 | Overbeck, Kayla | | 5-7 | 0-0 | 0-0 | 3 | 4 | 7 | 4 | 10 | 1 | 1 | 0 | 1 | 22 |
| 10 | Walker, Cierra | | 2-3 | 1-2 | 0-0 | 0 | 2 | 2 | 0 | 5 | 2 | 0 | 0 | 0 | 24 |
| 21 | Whalen, Erin | | 2-2 | 1-1 | 0-0 | 0 | 0 | 0 | 1 | 5 | 0 | 2 | 0 | 1 | 8 |
| 22 | Horrocks, Bree | | 0-2 | 0-0 | 0-0 | 1 | 0 | 1 | 0 | 0 | 0 | 0 | 0 | 0 | 3 |
| 30 | Carter, Lealea | | 0-0 | 0-0 | 0-0 | 0 | 1 | 1 | 1 | 0 | 1 | 3 | 0 | 0 | 6 |
| 31 | Ejiofor, Blessing | | 0-0 | 0-0 | 0-0 | 0 | 2 | 2 | 2 | 0 | 0 | 0 | 0 | 0 | 8 |
| | Team | | | | | 0 | 1 | 1 | | | | 1 | | | |
| | Totals | | 28-64 | 5-18 | 10-13 | 8 | 23 | 31 | 12 | 71 | 16 | 14 | 1 | 6 | 225 |

| | | | | | | | | | | | | |
|---|---|---|---|---|---|---|---|---|---|---|---|---|
| 1st - FG %: | 8-16 | 50.0% | 2nd: | 8-15 | 53.3% | 3rd: | 7-15 | 46.7% | 4th: | 4-12 | 33.3% | Game: 28-64 43.8% |
| 3FG %: | 1-7 | 14.3% | | 1-4 | 25.0% | | 2-3 | 66.7% | | 1-3 | 33.3% | 5-18 27.8% |
| FT %: | 2-2 | 100.0% | | 4-5 | 80.0% | | 3-4 | 75.0% | | 1-2 | 50.0% | 10-13 76.9% |

Deadball Rebounds: 2

**Wisconsin 73 • (3-3)**

| ## | Player | | Total FG-FGA | 3-Ptr FG-FGA | FT-FTA | Rebounds Off | Def | Tot | PF | TP | A | TO | Blk | Stl | Min |
|---|---|---|---|---|---|---|---|---|---|---|---|---|---|---|---|
| 11 | HOWARD, Marsha | f | 9-14 | 0-0 | 6-8 | 1 | 8 | 9 | 4 | 24 | 5 | 3 | 1 | 2 | 37 |
| 14 | LASZEWSKI, Abby | f | 2-3 | 0-0 | 0-0 | 0 | 0 | 0 | 2 | 4 | 0 | 3 | 1 | 0 | 14 |
| 10 | VAN LEEUWEN, Kendra | g | 4-6 | 2-3 | 0-0 | 0 | 4 | 4 | 1 | 10 | 4 | 3 | 0 | 1 | 39 |
| 22 | BEVERLEY, Niya | g | 2-6 | 0-0 | 0-0 | 0 | 2 | 2 | 3 | 4 | 6 | 3 | 0 | 0 | 39 |
| 23 | McMORRIS, Cayla | g | 6-13 | 2-4 | 2-6 | 1 | 6 | 7 | 0 | 16 | 4 | 3 | 0 | 1 | 38 |
| 03 | GILREATH, Suzanne | | 1-2 | 1-2 | 0-0 | 1 | 1 | 2 | 1 | 3 | 0 | 1 | 0 | 0 | 10 |
| 05 | MARBLE, Roichelle | | 1-1 | 0-0 | 0-0 | 0 | 2 | 2 | 2 | 2 | 0 | 1 | 0 | 0 | 15 |
| 33 | FREDRICKSON, Courtn | | 3-9 | 0-0 | 0-0 | 1 | 2 | 3 | 2 | 6 | 1 | 1 | 1 | 0 | 28 |
| 35 | SHAW, Kendall | | 2-2 | 0-0 | 0-0 | 1 | 0 | 1 | 1 | 4 | 0 | 0 | 0 | 0 | 5 |
| | Team | | | | | 0 | 4 | 4 | | | | 1 | | | |
| | Totals | | 30-56 | 5-9 | 8-14 | 5 | 29 | 34 | 16 | 73 | 20 | 19 | 3 | 4 | 225 |

| | | | | | | | | | | | | |
|---|---|---|---|---|---|---|---|---|---|---|---|---|
| 1st - FG %: | 9-13 | 69.2% | 2nd: | 6-13 | 46.2% | 3rd: | 9-14 | 64.3% | 4th: | 4-12 | 33.3% | Game: 30-56 53.6% |
| 3FG %: | 0-1 | 0.0% | | 3-4 | 75.0% | | 2-2 | 100.0% | | 0-2 | 0.0% | 5-9 55.6% |
| FT %: | 5-6 | 83.3% | | 0-2 | 0.0% | | 3-4 | 75.0% | | 0-2 | 0.0% | 8-14 57.1% |

Deadball Rebounds: 4

Officials: Jules Gallien, Tiara Cruse, Jennifer White
Technical fouls: Vanderbilt-None. Wisconsin-None.
Attendance:
2017 Paradise Jam - Reef Division

| Score by periods | 1st | 2nd | 3rd | 4th | OT | Total |
|---|---|---|---|---|---|---|
| Vanderbilt | 19 | 21 | 19 | 10 | 2 | **71** |
| Wisconsin | 23 | 15 | 23 | 8 | 4 | **73** |

| Points | In Paint | Off T/O | 2nd Chance | Fast Break | Bench |
|---|---|---|---|---|---|
| VANDY | 26 | 15 | 10 | 2 | 20 |
| WIS | 40 | 24 | 7 | 4 | 15 |

Last FG - VANDY OT-02:21, WIS OT-01:14.

Score tied - 18 times.

## GAME 8

**Official Basketball Box Score -- Game Totals -- Final Statistics**
**Vanderbilt vs Saint Louis**
**11/29/17 7:00 PM at St. Louis, Missouri (Chaifetz Arena)**

**Vanderbilt 74 • 2-6**

| ## | Player | | Total FG-FGA | 3-Ptr FG-FGA | FT-FTA | Rebounds Off | Def | Tot | PF | TP | A | TO | Blk | Stl | Min |
|---|---|---|---|---|---|---|---|---|---|---|---|---|---|---|---|
| 24 | Newby, Autumn | f | 2-3 | 0-0 | 3-4 | 3 | 10 | 13 | 2 | 7 | 2 | 3 | 0 | 2 | 22 |
| 02 | Hall, Chelsie | g | 4-8 | 0-2 | 6-6 | 1 | 4 | 5 | 1 | 14 | 4 | 2 | 0 | 2 | 26 |
| 03 | Bell, Rachel | g | 3-9 | 1-3 | 2-2 | 0 | 3 | 3 | 1 | 9 | 0 | 3 | 0 | 1 | 35 |
| 33 | Reed, Christa | g | 5-14 | 3-6 | 2-2 | 1 | 2 | 3 | 1 | 15 | 5 | 1 | 0 | 0 | 36 |
| 35 | Clemons-Green, K. | g | 2-5 | 2-3 | 0-0 | 0 | 3 | 3 | 2 | 6 | 1 | 1 | 0 | 2 | 21 |
| 00 | Overbeck, Kayla | | 3-5 | 0-0 | 4-6 | 2 | 0 | 2 | 1 | 10 | 1 | 1 | 0 | 1 | 19 |
| 10 | Walker, Cierra | | 3-7 | 3-6 | 0-0 | 1 | 4 | 5 | 0 | 9 | 5 | 0 | 0 | 2 | 26 |
| 21 | Whalen, Erin | | 1-4 | 0-2 | 0-0 | 0 | 0 | 0 | 0 | 2 | 0 | 0 | 0 | 0 | 5 |
| 30 | Carter, Lealea | | 1-1 | 0-0 | 0-0 | 1 | 2 | 3 | 1 | 2 | 3 | 2 | 0 | 0 | 7 |
| 31 | Ejiofor, Blessing | | 0-1 | 0-0 | 0-0 | 0 | 0 | 0 | 0 | 0 | 0 | 0 | 2 | 0 | 3 |
| | Team | | | | | 1 | 3 | 4 | | | | 1 | | | |
| | Totals | | 24-57 | 9-22 | 17-20 | 10 | 31 | 41 | 9 | 74 | 21 | 14 | 2 | 10 | 200 |

| | | | | | | | | | | | | |
|---|---|---|---|---|---|---|---|---|---|---|---|---|
| 1st - FG %: | 7-14 | 50.0% | 2nd: | 5-15 | 33.3% | 3rd: | 6-10 | 60.0% | 4th: | 6-18 | 33.3% | Game: 24-57 42.1% |
| 3FG %: | 2-4 | 50.0% | | 2-6 | 33.3% | | 3-4 | 75.0% | | 2-8 | 25.0% | 9-22 40.9% |
| FT %: | 2-2 | 100.0% | | 2-2 | 100.0% | | 7-10 | 70.0% | | 6-6 | 100.0% | 17-20 85.0% |

Deadball Rebounds: 1

**Saint Louis 69 • 3-5**

| ## | Player | | Total FG-FGA | 3-Ptr FG-FGA | FT-FTA | Rebounds Off | Def | Tot | PF | TP | A | TO | Blk | Stl | Min |
|---|---|---|---|---|---|---|---|---|---|---|---|---|---|---|---|
| 10 | VLIET, Jenny | f | 5-13 | 1-6 | 0-0 | 3 | 6 | 9 | 3 | 11 | 4 | 0 | 0 | 0 | 40 |
| 42 | GITS, Maddison | f | 8-9 | 1-1 | 0-1 | 1 | 8 | 9 | 4 | 17 | 2 | 2 | 2 | 0 | 26 |
| 03 | KEMPH, Jackie | g | 7-16 | 3-9 | 0-0 | 0 | 1 | 1 | 2 | 17 | 10 | 3 | 0 | 1 | 39 |
| 05 | COVINGTON, Aaliyah | g | 4-10 | 2-5 | 0-0 | 0 | 2 | 2 | 2 | 10 | 0 | 2 | 0 | 1 | 22 |
| 20 | FRANTZ, Jordyn | g | 1-8 | 0-4 | 0-0 | 0 | 1 | 1 | 1 | 2 | 4 | 1 | 0 | 2 | 26 |
| 04 | MCMAHAN, Kerri | | 0-3 | 0-0 | 0-0 | 3 | 2 | 5 | 3 | 0 | 0 | 1 | 0 | 0 | 14 |
| 15 | RAKERS, Paige | | 4-7 | 2-3 | 0-1 | 2 | 2 | 4 | 1 | 10 | 0 | 1 | 0 | 0 | 19 |
| 34 | WILKEN, Kendra | | 1-4 | 0-0 | 0-0 | 1 | 1 | 2 | 0 | 2 | 0 | 1 | 0 | 1 | 6 |
| 45 | DUSHARM, Tara | | 0-2 | 0-0 | 0-0 | 2 | 1 | 3 | 2 | 0 | 1 | 3 | 0 | 0 | 8 |
| | Team | | | | | 1 | 1 | 2 | | | | | | | |
| | Totals | | 30-72 | 9-28 | 0-2 | 13 | 25 | 38 | 18 | 69 | 21 | 14 | 2 | 5 | 200 |

| | | | | | | | | | | | | |
|---|---|---|---|---|---|---|---|---|---|---|---|---|
| 1st - FG %: | 7-16 | 43.8% | 2nd: | 7-21 | 33.3% | 3rd: | 8-16 | 50.0% | 4th: | 8-19 | 42.1% | Game: 30-72 41.7% |
| 3FG %: | 4-8 | 50.0% | | 2-8 | 25.0% | | 2-6 | 33.3% | | 1-6 | 16.7% | 9-28 32.1% |
| FT %: | 0-0 | 0.0% | | 0-0 | 0.0% | | 0-1 | 0.0% | | 0-1 | 0.0% | 0-2 0.0% |

Deadball Rebounds: 0

Officials: Bryan Brunette, Tom Danaher, Maggie Tieman
Technical fouls: Vanderbilt-None. Saint Louis-None.
Attendance: 1687

| Score by periods | 1st | 2nd | 3rd | 4th | Total |
|---|---|---|---|---|---|
| Vanderbilt | 18 | 14 | 22 | 20 | **74** |
| Saint Louis | 18 | 16 | 18 | 17 | **69** |

| Points | In Paint | Off T/O | 2nd Chance | Fast Break | Bench |
|---|---|---|---|---|---|
| VANDY | 24 | 10 | 12 | 2 | 23 |
| SLU | 34 | 17 | 6 | 6 | 12 |

# 2017-18 GAME CAPSULES

## GAME 9

**Official Basketball Box Score -- Game Totals -- Final Statistics**
**Iowa State vs Vanderbilt**
**12/2/17 3:00 PM at Nashville, Tenn.(Memorial Gym)**

**Iowa State 74 • 3-4**

| ## | Player | | Total FG-FGA | 3-Ptr FG-FGA | FT-FTA | Rebounds Off | Def | Tot | PF | TP | A | TO | Blk | Stl | Min |
|---|---|---|---|---|---|---|---|---|---|---|---|---|---|---|---|
| 01 | Wise, Madison | f | 5-7 | 3-5 | 1-2 | 0 | 3 | 3 | 3 | 14 | 0 | 0 | 0 | 0 | 31 |
| 12 | Kennedy-Hopoate, B. | f | 3-5 | 0-0 | 2-3 | 2 | 6 | 8 | 5 | 8 | 0 | 2 | 0 | 1 | 18 |
| 13 | Camber, Adriana | f | 4-11 | 3-8 | 0-0 | 2 | 2 | 4 | 2 | 11 | 0 | 2 | 1 | 0 | 29 |
| 03 | Durr, Emily | g | 0-4 | 0-1 | 4-4 | 0 | 4 | 4 | 0 | 4 | 6 | 1 | 1 | 0 | 37 |
| 21 | Carleton, Bridget | g | 10-21 | 4-7 | 6-7 | 1 | 7 | 8 | 4 | 30 | 3 | 3 | 0 | 2 | 35 |
| 04 | Johnson, Rae | | 0-1 | 0-1 | 0-0 | 0 | 0 | 0 | 3 | 0 | 0 | 0 | 0 | 0 | 7 |
| 10 | Washington, Nia | | 0-0 | 0-0 | 0-0 | 0 | 0 | 0 | 0 | 0 | 0 | 0 | 0 | 0 | 5 |
| 25 | Scott, Kristin | | 1-5 | 0-2 | 0-0 | 0 | 2 | 2 | 2 | 2 | 0 | 2 | 0 | 2 | 17 |
| 30 | Ricketts, Claire | | 0-0 | 0-0 | 0-0 | 0 | 0 | 0 | 1 | 0 | 1 | 0 | 0 | 0 | 1 |
| 32 | Burkhall, Meredith | | 2-6 | 0-0 | 1-2 | 3 | 2 | 5 | 1 | 5 | 0 | 2 | 1 | 0 | 20 |
| | Team | | | | | 0 | 0 | 0 | | | | | | | |
| | Totals | | 25-60 | 10-24 | 14-18 | 8 | 26 | 34 | 21 | 74 | 10 | 12 | 3 | 5 | 200 |

| | | | | | | | | | | | | | |
|---|---|---|---|---|---|---|---|---|---|---|---|---|---|
| 1st - FG %: | 8-15 | 53.3% | 2nd: | 6-13 | 46.2% | 3rd: | 5-14 | 35.7% | 4th: | 6-18 | 33.3% | Game: | 25-60 41.7% |
| 3FG %: | 2-4 | 50.0% | | 4-7 | 57.1% | | 3-6 | 50.0% | | 1-7 | 14.3% | | 10-24 41.7% |
| FT %: | 4-5 | 80.0% | | 0-0 | 0.0% | | 6-8 | 75.0% | | 4-5 | 80.0% | | 14-18 77.8% |

Deadball Rebounds 2

**Vanderbilt 77 • 3-6**

| ## | Player | | Total FG-FGA | 3-Ptr FG-FGA | FT-FTA | Rebounds Off | Def | Tot | PF | TP | A | TO | Blk | Stl | Min |
|---|---|---|---|---|---|---|---|---|---|---|---|---|---|---|---|
| 24 | Newby, Autumn | f | 0-2 | 0-0 | 4-8 | 5 | 9 | 14 | 4 | 4 | 3 | 5 | 2 | 1 | 25 |
| 02 | Hall, Chelsie | g | 8-16 | 0-2 | 0-1 | 2 | 4 | 6 | 3 | 16 | 6 | 2 | 0 | 0 | 33 |
| 03 | Bell, Rachel | g | 7-13 | 2-3 | 3-3 | 0 | 3 | 3 | 3 | 19 | 2 | 0 | 0 | 0 | 35 |
| 33 | Reed, Christa | g | 4-8 | 2-3 | 0-0 | 1 | 3 | 4 | 2 | 10 | 1 | 1 | 0 | 1 | 30 |
| 35 | Clemons-Green, K. | g | 2-8 | 0-1 | 0-0 | 0 | 1 | 1 | 3 | 4 | 1 | 0 | 0 | 1 | 22 |
| 00 | Overbeck, Kayla | | 2-4 | 0-0 | 2-3 | 0 | 2 | 2 | 5 | 6 | 2 | 3 | 0 | 0 | 15 |
| 10 | Walker, Cierra | | 4-10 | 4-10 | 2-2 | 3 | 5 | 8 | 1 | 14 | 1 | 1 | 0 | 1 | 31 |
| 21 | Whalen, Erin | | 1-2 | 0-1 | 2-2 | 0 | 0 | 0 | 1 | 4 | 0 | 1 | 0 | 0 | 6 |
| 30 | Carter, Lealea | | 0-1 | 0-0 | 0-0 | 0 | 0 | 0 | 1 | 0 | 0 | 0 | 0 | 0 | 3 |
| | Team | | | | | 2 | 2 | 4 | | | | | | | |
| | Totals | | 28-64 | 8-20 | 13-19 | 13 | 29 | 42 | 23 | 77 | 16 | 13 | 2 | 4 | 200 |

| | | | | | | | | | | | | | |
|---|---|---|---|---|---|---|---|---|---|---|---|---|---|
| 1st - FG %: | 6-13 | 46.2% | 2nd: | 7-17 | 41.2% | 3rd: | 10-20 | 50.0% | 4th: | 5-14 | 35.7% | Game: | 28-64 43.8% |
| 3FG %: | 2-5 | 40.0% | | 1-3 | 33.3% | | 5-10 | 50.0% | | 0-2 | 0.0% | | 8-20 40.0% |
| FT %: | 4-6 | 66.7% | | 0-0 | 0.0% | | 4-4 | 100.0% | | 5-9 | 55.6% | | 13-19 68.4% |

Deadball Rebounds 3

Officials: R: Lisa Mattingly, U1: Cameron Inouye, U2 Jesse Dickerson
Technical fouls: Iowa State-None. Vanderbilt-None.
Attendance: 1504
Big 12/SEC Challenge

| Score by periods | 1st | 2nd | 3rd | 4th | Total |
|---|---|---|---|---|---|
| Iowa State | 22 | 16 | 19 | 17 | **74** |
| Vanderbilt | 18 | 15 | 29 | 15 | **77** |

| Points | In Paint | Off T/O | 2nd Chance | Fast Break | Bench |
|---|---|---|---|---|---|
| ISU | 26 | 11 | 6 | 0 | 7 |
| VANDY | 28 | 15 | 18 | 0 | 24 |

## GAME 10

**Official Basketball Box Score -- Game Totals -- Final Statistics**
**Vanderbilt vs LOUISVILLE**
**12/7/17 7:02PM at KFC Yum! Center, Louisville, KY**

**Vanderbilt 57 • 3-7**

| ## | Player | | Total FG-FGA | 3-Ptr FG-FGA | FT-FTA | Rebounds Off | Def | Tot | PF | TP | A | TO | Blk | Stl | Min |
|---|---|---|---|---|---|---|---|---|---|---|---|---|---|---|---|
| 24 | Newby, Autumn | f | 0-2 | 0-0 | 1-2 | 2 | 7 | 9 | 4 | 1 | 2 | 1 | 0 | 0 | 23 |
| 02 | Hall, Chelsie | g | 6-12 | 0-1 | 4-4 | 1 | 2 | 3 | 2 | 16 | 2 | 4 | 0 | 1 | 32 |
| 03 | Bell, Rachel | g | 6-11 | 3-5 | 6-6 | 0 | 4 | 4 | 2 | 21 | 0 | 5 | 0 | 1 | 30 |
| 33 | Reed, Christa | g | 0-3 | 0-3 | 0-0 | 0 | 2 | 2 | 3 | 0 | 0 | 2 | 0 | 0 | 16 |
| 35 | Clemons-Green, K. | g | 0-2 | 0-1 | 0-0 | 1 | 2 | 3 | 3 | 0 | 1 | 1 | 0 | 0 | 11 |
| 00 | Overbeck, Kayla | | 3-5 | 0-0 | 2-2 | 0 | 2 | 2 | 3 | 8 | 1 | 3 | 0 | 1 | 32 |
| 10 | Walker, Cierra | | 2-5 | 2-5 | 0-0 | 0 | 0 | 0 | 2 | 6 | 2 | 5 | 0 | 0 | 30 |
| 21 | Whalen, Erin | | 2-7 | 1-6 | 0-0 | 0 | 2 | 2 | 0 | 5 | 2 | 1 | 1 | 2 | 17 |
| 22 | Horrocks, Bree | | 0-0 | 0-0 | 0-0 | 0 | 0 | 0 | 1 | 0 | 1 | 1 | 0 | 0 | 3 |
| 30 | Carter, Lealea | | 0-0 | 0-0 | 0-0 | 0 | 0 | 0 | 0 | 0 | 0 | 1 | 0 | 0 | 3 |
| 31 | Ejiofor, Blessing | | 0-0 | 0-0 | 0-0 | 0 | 0 | 0 | 2 | 0 | 0 | 2 | 0 | 0 | 3 |
| | Team | | | | | 1 | 0 | 1 | | | | | | | |
| | Totals | | 19-47 | 6-21 | 13-14 | 5 | 21 | 26 | 22 | 57 | 11 | 26 | 1 | 5 | 200 |

| | | | | | | | | | | | | | |
|---|---|---|---|---|---|---|---|---|---|---|---|---|---|
| 1st - FG %: | 8-13 | 61.5% | 2nd: | 4-12 | 33.3% | 3rd: | 1-9 | 11.1% | 4th: | 6-13 | 46.2% | Game: | 19-47 40.4% |
| 3FG %: | 2-3 | 66.7% | | 1-4 | 25.0% | | 1-7 | 14.3% | | 2-7 | 28.6% | | 6-21 28.6% |
| FT %: | 6-6 | 100.0% | | 0-0 | 0.0% | | 1-2 | 50.0% | | 6-6 | 100.0% | | 13-14 92.9% |

Deadball Rebounds 1

**LOUISVILLE 79 • 10-0**

| ## | Player | | Total FG-FGA | 3-Ptr FG-FGA | FT-FTA | Rebounds Off | Def | Tot | PF | TP | A | TO | Blk | Stl | Min |
|---|---|---|---|---|---|---|---|---|---|---|---|---|---|---|---|
| 02 | HINES-ALLEN, Myisha | f | 4-10 | 0-0 | 1-2 | 3 | 7 | 10 | 2 | 9 | 3 | 1 | 0 | 4 | 23 |
| 03 | FUEHRING, Sam | f | 4-5 | 0-0 | 6-6 | 2 | 2 | 4 | 2 | 14 | 1 | 3 | 0 | 2 | 27 |
| 11 | CARTER, Arica | g | 6-9 | 3-5 | 0-0 | 1 | 1 | 2 | 3 | 15 | 3 | 2 | 0 | 1 | 30 |
| 23 | JONES, Jazmine | g | 1-5 | 0-0 | 1-1 | 2 | 2 | 4 | 3 | 3 | 3 | 3 | 0 | 0 | 17 |
| 25 | DURR, Asia | g | 7-11 | 2-5 | 9-10 | 1 | 4 | 5 | 2 | 25 | 0 | 2 | 0 | 4 | 30 |
| 01 | EVANS, Dana | | 2-9 | 0-3 | 2-2 | 0 | 2 | 2 | 4 | 6 | 6 | 3 | 0 | 2 | 28 |
| 10 | ZAMBROTTA, Sydney | | 0-1 | 0-1 | 0-0 | 0 | 0 | 0 | 1 | 0 | 0 | 1 | 0 | 0 | 12 |
| 21 | SHOOK, Kylee | | 2-6 | 1-3 | 0-0 | 1 | 3 | 4 | 2 | 5 | 0 | 0 | 1 | 0 | 14 |
| 24 | LAEMMLE, Jessica | | 0-0 | 0-0 | 0-0 | 0 | 0 | 0 | 2 | 0 | 0 | 0 | 0 | 0 | 4 |
| 33 | DUNHAM, Bionca | | 1-2 | 0-0 | 0-1 | 1 | 1 | 2 | 2 | 2 | 0 | 2 | 0 | 0 | 15 |
| | Team | | | | | 0 | 1 | 1 | | | | | | | |
| | Totals | | 27-58 | 6-17 | 19-22 | 11 | 23 | 34 | 23 | 79 | 16 | 17 | 1 | 13 | 200 |

| | | | | | | | | | | | | | |
|---|---|---|---|---|---|---|---|---|---|---|---|---|---|
| 1st - FG %: | 6-14 | 42.9% | 2nd: | 7-16 | 43.8% | 3rd: | 9-16 | 56.3% | 4th: | 5-13 | 38.5% | Game: | 27-58 46.6% |
| 3FG %: | 2-5 | 40.0% | | 0-3 | 0.0% | | 2-3 | 66.7% | | 2-6 | 33.3% | | 6-17 35.3% |
| FT %: | 6-6 | 100.0% | | 8-9 | 88.9% | | 5-7 | 71.4% | | 0-0 | 0.0% | | 19-22 86.4% |

Deadball Rebounds 2

Officials: Bryan Enterline, Susan Blauch, Kevin Pethtel
Technical fouls: Vanderbilt-Clemons-Green, K.. LOUISVILLE-EVANS, Dana.
Attendance: 6132

| Score by periods | 1st | 2nd | 3rd | 4th | Total |
|---|---|---|---|---|---|
| Vanderbilt | 24 | 9 | 4 | 20 | **57** |
| LOUISVILLE | 20 | 22 | 25 | 12 | **79** |

| Points | In Paint | Off T/O | 2nd Chance | Fast Break | Bench |
|---|---|---|---|---|---|
| VANDY | 16 | 14 | 4 | 2 | 19 |
| UL | 34 | 29 | 10 | 8 | 13 |

Last FG - VANDY 4th-04:47, UL 4th-03:17.

Score tied - 5 times.

## GAME 11

**Official Basketball Box Score -- Game Totals -- Final Statistics**
**Memphis vs Vanderbilt**
**12/16/17 6:00 PM at Nashville, Tenn. (Memorial Gym)**

**Memphis 71 • 3-8**

| ## | Player | | Total FG-FGA | 3-Ptr FG-FGA | FT-FTA | Rebounds Off | Def | Tot | PF | TP | A | TO | Blk | Stl | Min |
|---|---|---|---|---|---|---|---|---|---|---|---|---|---|---|---|
| 10 | CREIGHTON, Cheyenne | f | 5-13 | 1-1 | 2-2 | 2 | 10 | 12 | 4 | 13 | 1 | 6 | 0 | 0 | 37 |
| 25 | PORTER, Brianna | f | 7-8 | 0-0 | 0-0 | 5 | 0 | 5 | 4 | 14 | 1 | 4 | 0 | 0 | 32 |
| 01 | WILDER-COCHRAN, B. | g | 0-5 | 0-1 | 2-4 | 9 | 4 | 13 | 3 | 2 | 4 | 2 | 0 | 3 | 30 |
| 05 | ELMORE, Brea | g | 7-14 | 3-7 | 4-6 | 1 | 3 | 4 | 1 | 21 | 1 | 2 | 0 | 2 | 37 |
| 15 | BARNES, Taylor | g | 6-13 | 1-5 | 5-8 | 1 | 1 | 2 | 1 | 18 | 2 | 1 | 0 | 1 | 34 |
| 00 | STINSON, Jada | | 1-4 | 1-3 | 0-0 | 0 | 2 | 2 | 0 | 3 | 2 | 2 | 0 | 2 | 19 |
| 33 | DAVIS, Alana | | 0-1 | 0-0 | 0-0 | 0 | 1 | 1 | 1 | 0 | 0 | 0 | 0 | 0 | 5 |
| 35 | JAMES, Jasmine | | 0-1 | 0-0 | 0-0 | 2 | 0 | 2 | 2 | 0 | 0 | 2 | 0 | 0 | 6 |
| 40 | MILLER, Damonique | | 0-0 | 0-0 | 0-0 | 0 | 0 | 0 | 0 | 0 | 0 | 0 | 0 | 0 | 0+ |
| | Team | | | | | 0 | 3 | 3 | | | | 1 | | | |
| | Totals | | 26-59 | 6-17 | 13-20 | 20 | 24 | 44 | 16 | 71 | 11 | 20 | 0 | 8 | 200 |

| | | | | | | | | | | | | | |
|---|---|---|---|---|---|---|---|---|---|---|---|---|---|
| 1st - FG %: | 4-15 | 26.7% | 2nd: | 8-16 | 50.0% | 3rd: | 9-14 | 64.3% | 4th: | 5-14 | 35.7% | Game: | 26-59 44.1% |
| 3FG %: | 1-5 | 20.0% | | 2-4 | 50.0% | | 3-4 | 75.0% | | 0-4 | 0.0% | | 6-17 35.3% |
| FT %: | 0-0 | 0.0% | | 1-2 | 50.0% | | 3-4 | 75.0% | | 9-14 | 64.3% | | 13-20 65.0% |

Deadball Rebounds 3

**Vanderbilt 60 • 3-8**

| ## | Player | | Total FG-FGA | 3-Ptr FG-FGA | FT-FTA | Rebounds Off | Def | Tot | PF | TP | A | TO | Blk | Stl | Min |
|---|---|---|---|---|---|---|---|---|---|---|---|---|---|---|---|
| 00 | Overbeck, Kayla | g | 1-5 | 0-1 | 3-4 | 1 | 2 | 3 | 3 | 5 | 4 | 2 | 1 | 1 | 27 |
| 02 | Hall, Chelsie | g | 3-8 | 0-0 | 0-0 | 0 | 1 | 1 | 4 | 6 | 2 | 3 | 0 | 2 | 29 |
| 03 | Bell, Rachel | g | 4-7 | 2-4 | 1-2 | 1 | 0 | 1 | 1 | 11 | 0 | 2 | 0 | 1 | 25 |
| 33 | Reed, Christa | g | 5-11 | 3-4 | 0-0 | 3 | 3 | 6 | 4 | 13 | 1 | 5 | 0 | 0 | 35 |
| 35 | Clemons-Green, K. | g | 2-5 | 1-2 | 0-0 | 1 | 3 | 4 | 1 | 5 | 2 | 1 | 0 | 0 | 19 |
| 10 | Walker, Cierra | | 2-6 | 1-4 | 0-0 | 0 | 2 | 2 | 2 | 5 | 3 | 0 | 0 | 3 | 30 |
| 21 | Whalen, Erin | | 4-7 | 1-3 | 2-2 | 0 | 1 | 1 | 5 | 11 | 2 | 2 | 0 | 1 | 14 |
| 22 | Horrocks, Bree | | 1-2 | 0-0 | 2-2 | 0 | 2 | 2 | 2 | 4 | 0 | 1 | 0 | 1 | 16 |
| 30 | Carter, Lealea | | 0-0 | 0-0 | 0-0 | 0 | 0 | 0 | 1 | 0 | 0 | 2 | 0 | 0 | 4 |
| 41 | Warren, Paige | | 0-0 | 0-0 | 0-0 | 0 | 0 | 0 | 0 | 0 | 0 | 1 | 0 | 0 | 1 |
| | Team | | | | | 1 | 3 | 4 | | | | | | | |
| | Totals | | 22-51 | 8-18 | 8-10 | 7 | 17 | 24 | 23 | 60 | 14 | 19 | 1 | 9 | 200 |

| | | | | | | | | | | | | | |
|---|---|---|---|---|---|---|---|---|---|---|---|---|---|
| 1st - FG %: | 5-13 | 38.5% | 2nd: | 6-14 | 42.9% | 3rd: | 6-12 | 50.0% | 4th: | 5-12 | 41.7% | Game: | 22-51 43.1% |
| 3FG %: | 3-4 | 75.0% | | 2-6 | 33.3% | | 2-3 | 66.7% | | 1-5 | 20.0% | | 8-18 44.4% |
| FT %: | 2-4 | 50.0% | | 0-0 | 0.0% | | 2-2 | 100.0% | | 4-4 | 100.0% | | 8-10 80.0% |

Deadball Rebounds 0

Officials: R: Beverly Roberts, U1:Brian Garland, U2:Eric Brewton
Technical fouls: Memphis-None. Vanderbilt-None.
Attendance: 2495

| Score by periods | 1st | 2nd | 3rd | 4th | Total |
|---|---|---|---|---|---|
| Memphis | 9 | 19 | 24 | 19 | **71** |
| Vanderbilt | 15 | 14 | 16 | 15 | **60** |

| Points | In Paint | Off T/O | 2nd Chance | Fast Break | Bench |
|---|---|---|---|---|---|
| MEM | 34 | 16 | 25 | 0 | 3 |
| VANDY | 26 | 11 | 5 | 0 | 20 |

## GAME 12

**Official Basketball Box Score -- Game Totals -- Final Statistics**
**NC State vs Vanderbilt**
**12/19/17 5:00 PM at Nashville, Tenn. (Memorial Gym)**

**NC State 83 • 11-2**

| ## | Player | | Total FG-FGA | 3-Ptr FG-FGA | FT-FTA | Rebounds Off | Def | Tot | PF | TP | A | TO | Blk | Stl | Min |
|---|---|---|---|---|---|---|---|---|---|---|---|---|---|---|---|
| 05 | Chelsea Nelson | f | 6-9 | 0-0 | 3-4 | 3 | 3 | 6 | 4 | 15 | 0 | 1 | 0 | 1 | 19 |
| 24 | Erika Cassell | f | 2-4 | 0-1 | 0-0 | 0 | 6 | 6 | 2 | 4 | 2 | 3 | 1 | 0 | 19 |
| 02 | Kaila Ealey | g | 2-9 | 2-6 | 11-14 | 0 | 3 | 3 | 3 | 17 | 7 | 1 | 0 | 1 | 36 |
| 04 | Lucky Rudd | g | 1-4 | 0-3 | 0-0 | 0 | 1 | 1 | 0 | 2 | 3 | 0 | 0 | 1 | 18 |
| 11 | Kiara Leslie | g | 8-13 | 2-4 | 0-0 | 1 | 3 | 4 | 4 | 18 | 4 | 3 | 1 | 2 | 36 |
| 01 | Aislinn Konig | | 4-11 | 4-10 | 0-0 | 0 | 0 | 0 | 0 | 12 | 4 | 1 | 0 | 1 | 26 |
| 21 | DD Rogers | | 3-3 | 0-0 | 1-4 | 1 | 4 | 5 | 0 | 7 | 0 | 0 | 0 | 1 | 16 |
| 32 | Akela Maize | | 3-6 | 0-0 | 0-0 | 4 | 4 | 8 | 1 | 6 | 0 | 3 | 4 | 1 | 26 |
| 50 | Armani Hawkins | | 1-1 | 0-0 | 0-0 | 0 | 0 | 0 | 0 | 2 | 1 | 0 | 0 | 0 | 4 |
| | Team | | | | | 4 | 1 | 5 | | | | 2 | | | |
| | Totals | | 30-60 | 8-24 | 15-22 | 13 | 25 | 38 | 14 | 83 | 21 | 14 | 6 | 8 | 200 |

| | | | | | | | | | | | | | |
|---|---|---|---|---|---|---|---|---|---|---|---|---|---|
| 1st - FG %: | 8-16 | 50.0% | 2nd: | 7-18 | 38.9% | 3rd: | 7-14 | 50.0% | 4th: | 8-12 | 66.7% | Game: | 30-60 50.0% |
| 3FG %: | 1-6 | 16.7% | | 3-8 | 37.5% | | 0-4 | 0.0% | | 4-6 | 66.7% | | 8-24 33.3% |
| FT %: | 2-2 | 100.0% | | 0-0 | 0.0% | | 0-2 | 0.0% | | 13-18 | 72.2% | | 15-22 68.2% |

Deadball Rebounds 7

**Vanderbilt 72 • 3-9**

| ## | Player | | Total FG-FGA | 3-Ptr FG-FGA | FT-FTA | Rebounds Off | Def | Tot | PF | TP | A | TO | Blk | Stl | Min |
|---|---|---|---|---|---|---|---|---|---|---|---|---|---|---|---|
| 24 | Newby, Autumn | f | 3-5 | 0-0 | 0-0 | 0 | 2 | 2 | 3 | 6 | 2 | 3 | 1 | 0 | 18 |
| 02 | Hall, Chelsie | g | 3-7 | 0-0 | 0-0 | 0 | 2 | 2 | 0 | 6 | 0 | 3 | 0 | 0 | 26 |
| 03 | Bell, Rachel | g | 9-17 | 1-2 | 2-6 | 1 | 2 | 3 | 3 | 21 | 2 | 4 | 0 | 1 | 27 |
| 10 | Walker, Cierra | g | 2-6 | 2-5 | 4-4 | 2 | 2 | 4 | 4 | 10 | 3 | 2 | 0 | 1 | 37 |
| 33 | Reed, Christa | g | 4-8 | 1-3 | 3-3 | 2 | 0 | 2 | 3 | 12 | 2 | 2 | 3 | 0 | 35 |
| 00 | Overbeck, Kayla | | 4-6 | 0-0 | 2-2 | 3 | 6 | 9 | 5 | 10 | 1 | 0 | 0 | 1 | 21 |
| 21 | Whalen, Erin | | 2-9 | 1-6 | 0-0 | 0 | 1 | 1 | 1 | 5 | 0 | 1 | 0 | 1 | 26 |
| 22 | Horrocks, Bree | | 1-1 | 0-0 | 0-0 | 0 | 1 | 1 | 1 | 2 | 0 | 0 | 0 | 0 | 10 |
| | Team | | | | | 0 | 1 | 1 | | | | | | | |
| | Totals | | 28-59 | 5-16 | 11-15 | 8 | 17 | 25 | 20 | 72 | 10 | 15 | 4 | 4 | 200 |

| | | | | | | | | | | | | | |
|---|---|---|---|---|---|---|---|---|---|---|---|---|---|
| 1st - FG %: | 8-16 | 50.0% | 2nd: | 6-13 | 46.2% | 3rd: | 6-13 | 46.2% | 4th: | 8-17 | 47.1% | Game: | 28-59 47.5% |
| 3FG %: | 3-8 | 37.5% | | 1-4 | 25.0% | | 0-2 | 0.0% | | 1-2 | 50.0% | | 5-16 31.3% |
| FT %: | 0-0 | 0.0% | | 0-0 | 0.0% | | 2-2 | 100.0% | | 9-13 | 69.2% | | 11-15 73.3% |

Deadball Rebounds 2

Officials: R:Lisa Mattingly; U1: Denise Brooks, U2: Bryan Enterline
Technical fouls: NC State-None. Vanderbilt-None.
Attendance: 2292

| Score by periods | 1st | 2nd | 3rd | 4th | Total |
|---|---|---|---|---|---|
| NC State | 19 | 17 | 14 | 33 | **83** |
| Vanderbilt | 19 | 13 | 14 | 26 | **72** |

| Points | In Paint | Off T/O | 2nd Chance | Fast Break | Bench |
|---|---|---|---|---|---|
| ST | 28 | 23 | 15 | 13 | 27 |
| VANDY | 32 | 11 | 8 | 0 | 17 |

# 2017-18 GAME CAPSULES

## GAME 13

**Official Basketball Box Score -- Game Totals -- Final Statistics**
**Belmont vs Vanderbilt**
**12/21/17 12 PM at Nashville, Tenn. (Memorial Gym)**

**Belmont 111 • 10-3**

| ## | Player | | Total FG-FGA | 3-Ptr FG-FGA | FT-FTA | Rebounds Off | Def | Tot | PF | TP | A | TO | Blk | Stl | Min |
|---|---|---|---|---|---|---|---|---|---|---|---|---|---|---|---|
| 12 | JONES, Sierra | * | 0-1 | 0-1 | 0-0 | 0 | 1 | 1 | 3 | 0 | 0 | 0 | 0 | 1 | 11 |
| 23 | SMITH, Kylee | * | 9-16 | 5-11 | 4-4 | 0 | 9 | 9 | 0 | 27 | 5 | 4 | 0 | 2 | 37 |
| 24 | ROY, Jenny | * | 4-8 | 0-2 | 3-4 | 4 | 4 | 8 | 3 | 11 | 8 | 1 | 0 | 0 | 36 |
| 33 | MAGGARD, Darby | * | 7-12 | 5-10 | 2-2 | 0 | 5 | 5 | 0 | 21 | 7 | 3 | 0 | 1 | 37 |
| 50 | MCCABE, Sally | * | 7-11 | 1-1 | 2-4 | 2 | 6 | 8 | 3 | 17 | 2 | 1 | 0 | 0 | 27 |
| 11 | YOST, Caitlyn | | 0-1 | 0-1 | 0-0 | 0 | 0 | 0 | 0 | 0 | 0 | 0 | 0 | 0 | 6 |
| 30 | HARMEYER, Ellie | | 7-11 | 3-6 | 3-3 | 2 | 5 | 7 | 1 | 20 | 1 | 3 | 0 | 1 | 31 |
| 34 | HARMEYER, Hannah | | 0-0 | 0-0 | 0-0 | 0 | 0 | 0 | 1 | 0 | 1 | 0 | 0 | 0 | 2 |
| 55 | WRIGHT, Maddie | | 3-4 | 1-1 | 8-8 | 2 | 3 | 5 | 3 | 15 | 0 | 1 | 0 | 0 | 13 |
| | Team | | | | | 3 | 1 | 4 | | | | 1 | | | |
| | Totals | | 37-64 | 15-33 | 22-25 | 13 | 34 | 47 | 14 | 111 | 24 | 14 | 0 | 5 | 200 |

| | 1st | 2nd | 3rd | 4th | Game | Deadball Rebounds |
|---|---|---|---|---|---|---|
| FG %: | 8-16 50.0% | 11-15 73.3% | 7-17 41.2% | 11-16 68.8% | 37-64 57.8% | |
| 3FG %: | 5-10 50.0% | 6-9 66.7% | 0-6 0.0% | 4-8 50.0% | 15-33 45.5% | |
| FT %: | 4-4 100.0% | 4-5 80.0% | 10-12 83.3% | 4-4 100.0% | 22-25 88.0% | 2 |

**Vanderbilt 74 • 3-10**

| ## | Player | | Total FG-FGA | 3-Ptr FG-FGA | FT-FTA | Rebounds Off | Def | Tot | PF | TP | A | TO | Blk | Stl | Min |
|---|---|---|---|---|---|---|---|---|---|---|---|---|---|---|---|
| 02 | Hall, Chelsie | * | 8-16 | 1-2 | 9-9 | 0 | 1 | 1 | 2 | 26 | 3 | 2 | 0 | 0 | 34 |
| 03 | Bell, Rachel | * | 6-15 | 1-5 | 2-2 | 0 | 1 | 1 | 1 | 15 | 2 | 2 | 0 | 0 | 27 |
| 10 | Walker, Cierra | * | 1-6 | 0-3 | 0-0 | 0 | 1 | 1 | 3 | 2 | 2 | 0 | 0 | 0 | 31 |
| 24 | Newby, Autumn | * | 2-6 | 0-0 | 1-1 | 0 | 2 | 2 | 3 | 5 | 3 | 3 | 0 | 0 | 16 |
| 33 | Reed, Christa | * | 1-2 | 0-1 | 0-0 | 0 | 3 | 3 | 4 | 2 | 0 | 2 | 0 | 1 | 23 |
| 00 | Overbeck, Kayla | | 5-7 | 0-0 | 1-2 | 1 | 5 | 6 | 4 | 11 | 0 | 1 | 0 | 3 | 31 |
| 12 | Dancy, Myka | | 0-0 | 0-0 | 1-2 | 0 | 0 | 0 | 1 | 1 | 0 | 0 | 0 | 0 | 2 |
| 21 | Whalen, Erin | | 4-9 | 4-6 | 0-0 | 0 | 0 | 0 | 3 | 12 | 0 | 0 | 0 | 1 | 23 |
| 22 | Horrocks, Bree | | 0-0 | 0-0 | 0-0 | 0 | 1 | 1 | 2 | 0 | 0 | 0 | 0 | 0 | 5 |
| 30 | Carter, Lealea | | 0-1 | 0-0 | 0-0 | 0 | 0 | 0 | 1 | 0 | 0 | 0 | 0 | 0 | 4 |
| 31 | Ejiofor, Blessing | | 0-0 | 0-0 | 0-0 | 0 | 0 | 0 | 1 | 0 | 0 | 0 | 0 | 0 | 4 |
| | Team | | | | | 1 | 1 | 2 | | | | | | | |
| | Totals | | 27-62 | 6-17 | 14-16 | 2 | 15 | 17 | 25 | 74 | 10 | 10 | 0 | 5 | 200 |

| | 1st | 2nd | 3rd | 4th | Game | Deadball Rebounds |
|---|---|---|---|---|---|---|
| FG %: | 7-14 50.0% | 6-15 40.0% | 9-18 50.0% | 5-15 33.3% | 27-62 43.5% | |
| 3FG %: | 2-5 40.0% | 1-3 33.3% | 3-6 50.0% | 0-3 0.0% | 6-17 35.3% | |
| FT %: | 1-1 100.0% | 3-3 100.0% | 7-8 87.5% | 3-4 75.0% | 14-16 87.5% | 1 |

Officials: R:Roy Gulbeyan, U1:Jennifer Rezac, U2:Angel Stanton
Technical fouls: Belmont-None. Vanderbilt-None.
Attendance:

| Score by periods | 1st | 2nd | 3rd | 4th | Total |
|---|---|---|---|---|---|
| Belmont | 25 | 32 | 24 | 30 | **111** |
| Vanderbilt | 17 | 16 | 28 | 13 | **74** |

| Points | In Paint | Off T/O | 2nd Chance | Fast Break | Bench |
|---|---|---|---|---|---|
| BEL | 43 | 19 | 19 | 11 | 35 |
| VANDY | 32 | 19 | 2 | 4 | 24 |

## GAME 14

**Official Basketball Box Score -- Game Totals -- Final Statistics**
**Lipscomb vs Vanderbilt**
**12/28/17 7 PM at Nashville, Tenn. (Memorial Gym)**

**Lipscomb 82 • 3-11**

| ## | Player | | Total FG-FGA | 3-Ptr FG-FGA | FT-FTA | Rebounds Off | Def | Tot | PF | TP | A | TO | Blk | Stl | Min |
|---|---|---|---|---|---|---|---|---|---|---|---|---|---|---|---|
| 04 | KMEC, Emily | f | 6-13 | 5-11 | 0-0 | 1 | 2 | 3 | 1 | 17 | 0 | 2 | 3 | 3 | 30 |
| 02 | POTTS, Kennedy | g | 5-7 | 5-7 | 0-0 | 0 | 4 | 4 | 4 | 15 | 0 | 1 | 0 | 0 | 36 |
| 15 | RAU, Lauren | g | 3-12 | 1-3 | 5-6 | 0 | 2 | 2 | 5 | 12 | 9 | 6 | 0 | 0 | 35 |
| 20 | CLARK, Taylor | g | 1-3 | 0-0 | 1-2 | 4 | 2 | 6 | 4 | 3 | 0 | 1 | 0 | 0 | 21 |
| 22 | CAGLE, Loren | g | 9-20 | 4-8 | 4-5 | 0 | 3 | 3 | 3 | 26 | 7 | 1 | 1 | 1 | 40- |
| 00 | JONES, Loshaveon | | 3-5 | 0-0 | 2-2 | 4 | 1 | 5 | 3 | 8 | 0 | 0 | 1 | 1 | 19 |
| 03 | LOVELADY, Meredith | | 0-3 | 0-3 | 0-0 | 3 | 0 | 3 | 1 | 0 | 0 | 1 | 0 | 1 | 10 |
| 05 | SHORT, Carleigh | | 0-0 | 0-0 | 1-2 | 0 | 1 | 1 | 1 | 1 | 0 | 1 | 0 | 1 | 5 |
| 12 | BROUGHTON, Auriana | | 0-1 | 0-1 | 0-0 | 0 | 0 | 0 | 1 | 0 | 0 | 0 | 0 | 0 | 4 |
| | Team | | | | | 1 | 1 | 2 | | | | | | | |
| | Totals | | 27-64 | 15-33 | 13-17 | 13 | 16 | 29 | 23 | 82 | 16 | 13 | 5 | 7 | 200 |

| | 1st | 2nd | 3rd | 4th | Game | Deadball Rebounds |
|---|---|---|---|---|---|---|
| FG %: | 9-17 52.9% | 6-17 35.3% | 4-14 28.6% | 8-16 50.0% | 27-64 42.2% | |
| 3FG %: | 7-12 58.3% | 3-8 37.5% | 2-7 28.6% | 3-6 50.0% | 15-33 45.5% | |
| FT %: | 2-2 100.0% | 3-4 75.0% | 5-7 71.4% | 3-4 75.0% | 13-17 76.5% | 2 |

**Vanderbilt 92 • 4-10**

| ## | Player | | Total FG-FGA | 3-Ptr FG-FGA | FT-FTA | Rebounds Off | Def | Tot | PF | TP | A | TO | Blk | Stl | Min |
|---|---|---|---|---|---|---|---|---|---|---|---|---|---|---|---|
| 24 | Newby, Autumn | f | 5-5 | 0-0 | 6-9 | 2 | 5 | 7 | 3 | 16 | 5 | 2 | 2 | 0 | 25 |
| 00 | Overbeck, Kayla | g | 6-11 | 0-0 | 3-3 | 4 | 9 | 13 | 1 | 15 | 1 | 2 | 1 | 2 | 27 |
| 02 | Hall, Chelsie | g | 7-18 | 0-1 | 3-4 | 1 | 3 | 4 | 3 | 17 | 3 | 2 | 0 | 0 | 36 |
| 03 | Bell, Rachel | g | 4-5 | 2-3 | 0-0 | 1 | 1 | 2 | 1 | 10 | 1 | 2 | 0 | 0 | 14 |
| 33 | Reed, Christa | g | 4-6 | 2-2 | 5-6 | 1 | 0 | 1 | 2 | 15 | 1 | 3 | 3 | 1 | 37 |
| 10 | Walker, Cierra | | 0-3 | 0-1 | 3-4 | 0 | 1 | 1 | 0 | 3 | 3 | 1 | 0 | 2 | 21 |
| 12 | Dancy, Myka | | 1-1 | 0-0 | 0-0 | 0 | 0 | 0 | 0 | 2 | 0 | 0 | 0 | 0 | 11 |
| 21 | Whalen, Erin | | 3-7 | 2-3 | 2-2 | 1 | 1 | 2 | 0 | 10 | 1 | 0 | 0 | 1 | 13 |
| 30 | Carter, Lealea | | 1-3 | 0-0 | 0-0 | 0 | 2 | 2 | 1 | 2 | 4 | 2 | 0 | 0 | 10 |
| 31 | Ejiofor, Blessing | | 1-4 | 0-0 | 0-0 | 4 | 1 | 5 | 2 | 2 | 0 | 1 | 0 | 0 | 6 |
| | Team | | | | | 4 | 3 | 7 | | | | | | | |
| | Totals | | 32-63 | 6-10 | 22-28 | 18 | 26 | 44 | 13 | 92 | 19 | 15 | 6 | 6 | 200 |

| | 1st | 2nd | 3rd | 4th | Game | Deadball Rebounds |
|---|---|---|---|---|---|---|
| FG %: | 8-20 40.0% | 8-14 57.1% | 9-14 64.3% | 7-15 46.7% | 32-63 50.8% | |
| 3FG %: | 1-1 100.0% | 2-4 50.0% | 3-4 75.0% | 0-1 0.0% | 6-10 60.0% | |
| FT %: | 0-1 0.0% | 6-6 100.0% | 5-6 83.3% | 11-15 73.3% | 22-28 78.6% | 3 |

Officials: R:Meadow Overstreet, U1:Eric Baker, U2:Katie Lukanich
Technical fouls: Lipscomb-None. Vanderbilt-None.
Attendance: 2330

| Score by periods | 1st | 2nd | 3rd | 4th | Total |
|---|---|---|---|---|---|
| Lipscomb | 27 | 18 | 15 | 22 | **82** |
| Vanderbilt | 17 | 24 | 26 | 25 | **92** |

| Points | In Paint | Off T/O | 2nd Chance | Fast Break | Bench |
|---|---|---|---|---|---|
| LIP | 22 | 15 | 16 | 2 | 9 |
| VANDY | 42 | 18 | 25 | 8 | 19 |

## GAME 15

**Official Basketball Box Score -- Game Totals -- Final Statistics**
**LSU vs Vanderbilt**
**02/13/17 6 p.m. at Nashville, Tenn. (Memorial Gym)**

**LSU 68 • 17-8, 6-6**

| ## | Player | | Total FG-FGA | 3-Ptr FG-FGA | FT-FTA | Rebounds Off | Def | Tot | PF | TP | A | TO | Blk | Stl | Min |
|---|---|---|---|---|---|---|---|---|---|---|---|---|---|---|---|
| 20 | HYDER, Alexis | c | 4-4 | 0-0 | 5-6 | 2 | 3 | 5 | 5 | 13 | 2 | 2 | 3 | 0 | 23 |
| 00 | JACKSON, Chloe | g | 4-12 | 0-2 | 3-4 | 2 | 6 | 8 | 3 | 11 | 2 | 2 | 0 | 1 | 34 |
| 10 | RHODES, Jasmine | g | 1-3 | 0-0 | 0-0 | 0 | 1 | 1 | 3 | 2 | 0 | 0 | 0 | 3 | 15 |
| 11 | MONCRIEF, Raigyne | g | 8-22 | 1-1 | 3-4 | 3 | 5 | 8 | 0 | 20 | 3 | 2 | 0 | 2 | 40 |
| 13 | HILL, Rina | g | 3-11 | 0-0 | 0-0 | 1 | 1 | 2 | 3 | 6 | 2 | 1 | 0 | 0 | 40 |
| 02 | NORTON, Shanice | | 1-2 | 0-0 | 0-0 | 0 | 0 | 0 | 0 | 2 | 0 | 0 | 0 | 0 | 4 |
| 05 | MITCHELL, Ayana | | 3-6 | 0-0 | 4-4 | 6 | 2 | 8 | 4 | 10 | 0 | 1 | 0 | 1 | 23 |
| 30 | RICHARD-HARRIS, J. | | 1-2 | 0-0 | 0-0 | 0 | 0 | 0 | 2 | 2 | 4 | 0 | 0 | 2 | 12 |
| 44 | NEUBERT, Tatum | | 1-3 | 0-0 | 0-0 | 0 | 0 | 0 | 1 | 2 | 0 | 0 | 0 | 0 | 9 |
| | Team | | | | | 1 | 0 | 1 | | | | 1 | | | |
| | Totals | | 26-65 | 1-3 | 15-18 | 15 | 18 | 33 | 21 | 68 | 13 | 9 | 3 | 9 | 200 |

| | 1st | 2nd | 3rd | 4th | Game | Deadball Rebounds |
|---|---|---|---|---|---|---|
| FG %: | 7-18 38.9% | 8-17 47.1% | 8-15 53.3% | 3-15 20.0% | 26-65 40.0% | |
| 3FG %: | 1-1 100.0% | 0-1 0.0% | 0-1 0.0% | 0-0 0.0% | 1-3 33.3% | |
| FT %: | 3-4 75.0% | 2-2 100.0% | 5-6 83.3% | 5-6 83.3% | 15-18 83.3% | 2 |

**Vanderbilt 70 • 12-13, 2-10**

| ## | Player | | Total FG-FGA | 3-Ptr FG-FGA | FT-FTA | Rebounds Off | Def | Tot | PF | TP | A | TO | Blk | Stl | Min |
|---|---|---|---|---|---|---|---|---|---|---|---|---|---|---|---|
| 00 | Overbeck, Kayla | f | 2-7 | 0-0 | 1-1 | 1 | 7 | 8 | 4 | 5 | 0 | 2 | 0 | 0 | 36 |
| 22 | Webb, Marqu'es | f | 6-6 | 0-0 | 8-9 | 2 | 8 | 10 | 4 | 20 | 0 | 0 | 0 | 0 | 33 |
| 21 | Whalen, Erin | g | 2-5 | 1-2 | 2-2 | 0 | 0 | 0 | 4 | 7 | 1 | 2 | 0 | 0 | 15 |
| 23 | Spears, Minta | g | 3-6 | 2-4 | 1-2 | 0 | 3 | 3 | 1 | 9 | 7 | 2 | 0 | 1 | 37 |
| 35 | Clemons-Green, Kalei | g | 1-4 | 0-2 | 0-0 | 2 | 0 | 2 | 0 | 2 | 2 | 4 | 0 | 1 | 18 |
| 01 | Dahlman, Rebekah | | 2-3 | 2-3 | 0-0 | 0 | 5 | 5 | 4 | 6 | 4 | 2 | 0 | 0 | 25 |
| 03 | Bell, Rachel | | 1-3 | 1-3 | 0-0 | 0 | 0 | 0 | 2 | 3 | 0 | 1 | 0 | 0 | 7 |
| 10 | Walker, Cierra | | 0-1 | 0-1 | 0-0 | 0 | 0 | 0 | 0 | 0 | 1 | 0 | 0 | 0 | 2 |
| 30 | Carter, Lealea | | 3-10 | 0-1 | 2-4 | 2 | 1 | 3 | 0 | 8 | 2 | 3 | 1 | 0 | 17 |
| 33 | Reed, Christa | | 3-4 | 2-2 | 2-2 | 0 | 0 | 0 | 3 | 10 | 0 | 0 | 0 | 0 | 8 |
| 41 | Seawright, Miaya | | 0-0 | 0-0 | 0-0 | 0 | 0 | 0 | 0 | 0 | 0 | 1 | 0 | 0 | 2 |
| | Team | | | | | 1 | 1 | 2 | | | | | | | |
| | Totals | | 23-49 | 8-18 | 16-20 | 8 | 25 | 33 | 22 | 70 | 17 | 17 | 1 | 2 | 200 |

| | 1st | 2nd | 3rd | 4th | Game | Deadball Rebounds |
|---|---|---|---|---|---|---|
| FG %: | 6-10 60.0% | 6-13 46.2% | 6-12 50.0% | 5-14 35.7% | 23-49 46.9% | |
| 3FG %: | 1-4 25.0% | 3-7 42.9% | 3-5 60.0% | 1-2 50.0% | 8-18 44.4% | |
| FT %: | 6-7 85.7% | 1-1 100.0% | 0-0 0.0% | 9-12 75.0% | 16-20 80.0% | 4 |

Officials: Dee Kantner, Susan Blauch, Brian Hall
Technical fouls: LSU-None. Vanderbilt-None.
Attendance: 2324

| Score by periods | 1st | 2nd | 3rd | 4th | Total |
|---|---|---|---|---|---|

| Points | In Paint | Off T/O | 2nd Chance | Fast Break | Bench |
|---|---|---|---|---|---|

## GAME 16

**Official Basketball Box Score -- Game Totals -- Final Statistics**
**Georgia vs Vanderbilt**
**1/4/18 7 PM at Nashville, Tenn.(Memorial Gym)**

**Georgia 81 • 13-2, 1-1 SEC**

| ## | Player | | Total FG-FGA | 3-Ptr FG-FGA | FT-FTA | Rebounds Off | Def | Tot | PF | TP | A | TO | Blk | Stl | Min |
|---|---|---|---|---|---|---|---|---|---|---|---|---|---|---|---|
| 04 | ROBINSON, Caliya | f | 7-12 | 0-2 | 2-2 | 2 | 5 | 7 | 2 | 16 | 0 | 4 | 3 | 5 | 20 |
| 33 | ENGRAM, Mackenzie | f | 2-5 | 0-0 | 2-2 | 1 | 0 | 1 | 4 | 6 | 1 | 2 | 0 | 1 | 15 |
| 00 | COLE, Taja | g | 3-6 | 0-0 | 0-0 | 1 | 3 | 4 | 0 | 6 | 6 | 1 | 0 | 0 | 26 |
| 12 | CLARK, Haley | g | 2-6 | 0-0 | 0-0 | 0 | 1 | 1 | 1 | 4 | 0 | 3 | 0 | 1 | 24 |
| 23 | MORRISON, Que | g | 3-9 | 0-5 | 2-3 | 4 | 2 | 6 | 1 | 8 | 3 | 0 | 0 | 0 | 26 |
| 02 | CONNALLY, Gabby | | 3-7 | 2-4 | 0-0 | 1 | 0 | 1 | 2 | 8 | 0 | 1 | 0 | 0 | 15 |
| 03 | PAUL, Stephanie | | 8-10 | 1-1 | 1-2 | 1 | 3 | 4 | 4 | 18 | 1 | 2 | 0 | 1 | 27 |
| 11 | CALDWELL, Maya | | 0-3 | 0-0 | 0-0 | 0 | 1 | 1 | 0 | 0 | 1 | 1 | 0 | 1 | 11 |
| 24 | COSTA, Simone | | 3-5 | 1-3 | 2-2 | 3 | 1 | 4 | 2 | 9 | 1 | 0 | 0 | 1 | 17 |
| 25 | HENDERSON, Ari | | 0-0 | 0-0 | 0-0 | 0 | 1 | 1 | 0 | 0 | 0 | 0 | 0 | 0 | 2 |
| 44 | BATES, Malury | | 0-3 | 0-0 | 2-2 | 0 | 7 | 7 | 2 | 2 | 0 | 3 | 3 | 1 | 7 |
| 51 | BLANARU, Bianca | | 2-2 | 0-0 | 0-0 | 1 | 0 | 1 | 1 | 4 | 0 | 2 | 1 | 0 | 10 |
| | Team | | | | | 1 | 2 | 3 | | | | | | | |
| | Totals | | 33-68 | 4-15 | 11-13 | 15 | 26 | 41 | 19 | 81 | 13 | 19 | 7 | 11 | 200 |

| | 1st | 2nd | 3rd | 4th | Game | Deadball Rebounds |
|---|---|---|---|---|---|---|
| FG %: | 9-19 47.4% | 9-15 60.0% | 8-16 50.0% | 7-18 38.9% | 33-68 48.5% | |
| 3FG %: | 2-7 28.6% | 0-0 0.0% | 1-3 33.3% | 1-5 20.0% | 4-15 26.7% | |
| FT %: | 2-2 100.0% | 1-2 50.0% | 2-3 66.7% | 6-6 100.0% | 11-13 84.6% | 2 |

**Vanderbilt 52 • 4-12, 0-2 SEC**

| ## | Player | | Total FG-FGA | 3-Ptr FG-FGA | FT-FTA | Rebounds Off | Def | Tot | PF | TP | A | TO | Blk | Stl | Min |
|---|---|---|---|---|---|---|---|---|---|---|---|---|---|---|---|
| 24 | Newby, Autumn | f | 2-6 | 0-0 | 0-3 | 0 | 5 | 5 | 4 | 4 | 2 | 4 | 1 | 1 | 35 |
| 00 | Overbeck, Kayla | g | 0-3 | 0-0 | 1-2 | 2 | 1 | 3 | 2 | 1 | 3 | 4 | 1 | 2 | 19 |
| 02 | Hall, Chelsie | g | 7-13 | 0-0 | 3-3 | 1 | 2 | 3 | 2 | 17 | 1 | 6 | 0 | 2 | 28 |
| 03 | Bell, Rachel | g | 4-8 | 2-2 | 0-0 | 0 | 2 | 2 | 1 | 10 | 0 | 4 | 0 | 0 | 22 |
| 33 | Reed, Christa | g | 2-4 | 0-1 | 1-2 | 2 | 2 | 4 | 1 | 5 | 0 | 2 | 0 | 0 | 18 |
| 10 | Walker, Cierra | | 1-7 | 0-3 | 2-2 | 1 | 3 | 4 | 2 | 4 | 1 | 2 | 0 | 2 | 33 |
| 21 | Whalen, Erin | | 1-6 | 0-2 | 2-2 | 0 | 0 | 0 | 0 | 4 | 1 | 0 | 0 | 1 | 13 |
| 22 | Horrocks, Bree | | 1-1 | 0-0 | 0-0 | 0 | 1 | 1 | 1 | 2 | 0 | 1 | 0 | 0 | 5 |
| 31 | Ejiofor, Blessing | | 1-3 | 0-0 | 3-4 | 2 | 1 | 3 | 2 | 5 | 0 | 1 | 1 | 0 | 9 |
| 35 | Clemons-Green, K. | | 0-2 | 0-0 | 0-0 | 0 | 0 | 0 | 4 | 0 | 1 | 3 | 0 | 1 | 18 |
| | Team | | | | | 4 | 2 | 6 | | | | 1 | | | |
| | Totals | | 19-53 | 2-8 | 12-18 | 12 | 19 | 31 | 19 | 52 | 9 | 28 | 3 | 9 | 200 |

| | 1st | 2nd | 3rd | 4th | Game | Deadball Rebounds |
|---|---|---|---|---|---|---|
| FG %: | 4-10 40.0% | 6-11 54.5% | 7-17 41.2% | 2-15 13.3% | 19-53 35.8% | |
| 3FG %: | 0-0 0.0% | 1-2 50.0% | 1-3 33.3% | 0-3 0.0% | 2-8 25.0% | |
| FT %: | 1-2 50.0% | 3-5 60.0% | 3-3 100.0% | 5-8 62.5% | 12-18 66.7% | 2,1 |

Officials: R:Jesse Dickerson, U1: Brian Hall U2:Pualani Spurlock
Technical fouls: Georgia-ENGRAM, Mackenzie. Vanderbilt-None.
Attendance: 2153

| Score by periods | 1st | 2nd | 3rd | 4th | Total |
|---|---|---|---|---|---|
| Georgia | 22 | 19 | 19 | 21 | **81** |
| Vanderbilt | 9 | 16 | 18 | 9 | **52** |

| Points | In Paint | Off T/O | 2nd Chance | Fast Break | Bench |
|---|---|---|---|---|---|
| UGA | 34 | 23 | 21 | 2 | 41 |
| VANDY | 30 | 11 | 10 | 2 | 15 |

# 2017-18 GAME CAPSULES

## GAME 17

**Official Basketball Box Score -- Game Totals -- Final Statistics**
**Vanderbilt vs Tennessee**
**01/07/18 12:02 p.m. at Knoxville, Tenn. (Thompson-Boling Arena)**

**Vanderbilt 73 • 4-13, 0-3 SEC**

| ## | Player | | Total FG-FGA | 3-Ptr FG-FGA | FT-FTA | Rebounds Off | Def | Tot | PF | TP | A | TO | Blk | Stl | Min |
|---|---|---|---|---|---|---|---|---|---|---|---|---|---|---|---|
| 24 | Newby, Autumn | f | 4-8 | 0-0 | 0-2 | 2 | 5 | 7 | 4 | 8 | 0 | 0 | 1 | 0 | 32 |
| 02 | Hall, Chelsie | g | 3-10 | 0-1 | 9-14 | 2 | 6 | 8 | 3 | 15 | 2 | 7 | 0 | 0 | 27 |
| 03 | Bell, Rachel | g | 1-9 | 0-3 | 0-0 | 0 | 1 | 1 | 0 | 2 | 1 | 4 | 0 | 2 | 19 |
| 10 | Walker, Cierra | g | 7-9 | 6-8 | 0-0 | 0 | 1 | 1 | 2 | 20 | 6 | 2 | 0 | 2 | 40 |
| 33 | Reed, Christa | g | 7-10 | 2-4 | 0-0 | 0 | 6 | 6 | 3 | 16 | 4 | 1 | 0 | 2 | 35 |
| 12 | Dancy, Myka | | 0-0 | 0-0 | 0-0 | 0 | 0 | 0 | 0 | 0 | 0 | 0 | 0 | 0 | 0+ |
| 21 | Whalen, Erin | | 4-7 | 2-4 | 0-0 | 0 | 2 | 2 | 3 | 10 | 0 | 2 | 0 | 1 | 24 |
| 22 | Horrocks, Bree | | 1-1 | 0-0 | 0-0 | 0 | 0 | 0 | 1 | 2 | 0 | 0 | 0 | 0 | 6 |
| 31 | Ejiofor, Blessing | | 0-0 | 0-0 | 0-0 | 0 | 0 | 0 | 2 | 0 | 0 | 0 | 0 | 0 | 7 |
| 35 | Clemons-Green, K. | | 0-1 | 0-0 | 0-0 | 0 | 0 | 0 | 2 | 0 | 3 | 3 | 0 | 1 | 10 |
| | Team | | | | | 2 | 1 | 3 | | | | 2 | | | |
| | Totals | | 27-55 | 10-20 | 9-16 | 6 | 22 | 28 | 20 | 73 | 16 | 21 | 1 | 8 | 200 |

| | | | | | | | | | | | | |
|---|---|---|---|---|---|---|---|---|---|---|---|---|
| 1st - FG %: | 7-14 | 50.0% | 2nd: 6-15 | 40.0% | 3rd: 10-14 | 71.4% | 4th: 4-12 | 33.3% | Game: 27-55 | 49.1% | Deadball | |
| 3FG %: | 2-4 | 50.0% | 4-8 | 50.0% | 3-4 | 75.0% | 1-4 | 25.0% | 10-20 | 50.0% | Rebounds | |
| FT %: | 0-2 | 0.0% | 0-0 | 0.0% | 7-11 | 63.6% | 2-3 | 66.7% | 9-16 | 56.3% | 4 | |

**Tennessee 86 • 15-0, 3-0 SEC**

| ## | Player | | Total FG-FGA | 3-Ptr FG-FGA | FT-FTA | Rebounds Off | Def | Tot | PF | TP | A | TO | Blk | Stl | Min |
|---|---|---|---|---|---|---|---|---|---|---|---|---|---|---|---|
| 00 | Davis, Rennia | f | 3-5 | 1-1 | 0-0 | 2 | 5 | 7 | 2 | 7 | 1 | 1 | 0 | 1 | 19 |
| 10 | Jackson, Meme | f | 3-7 | 2-6 | 1-2 | 1 | 7 | 8 | 3 | 9 | 5 | 4 | 1 | 0 | 32 |
| 31 | Nared, Jaime | f | 5-16 | 0-4 | 5-6 | 1 | 4 | 5 | 2 | 15 | 4 | 1 | 0 | 6 | 38 |
| 21 | Russell, Mercedes | c | 14-20 | 0-0 | 5-6 | 3 | 5 | 8 | 2 | 33 | 0 | 0 | 2 | 1 | 38 |
| 02 | Westbrook, Evina | g | 1-10 | 0-3 | 0-0 | 2 | 3 | 5 | 4 | 2 | 5 | 2 | 0 | 1 | 19 |
| 01 | Hayes, Anastasia | | 1-4 | 0-2 | 1-2 | 1 | 0 | 1 | 3 | 3 | 7 | 2 | 0 | 2 | 29 |
| 13 | Dunbar, Kortney | | 0-0 | 0-0 | 0-0 | 0 | 0 | 0 | 0 | 0 | 0 | 1 | 0 | 1 | 4 |
| 15 | Green, Cheridene | | 7-8 | 0-0 | 3-4 | 4 | 1 | 5 | 2 | 17 | 2 | 3 | 0 | 2 | 21 |
| | Team | | | | | 3 | 0 | 3 | | | | | | | |
| | Totals | | 34-70 | 3-16 | 15-20 | 17 | 25 | 42 | 18 | 86 | 24 | 14 | 3 | 14 | 200 |

| | | | | | | | | | | | | |
|---|---|---|---|---|---|---|---|---|---|---|---|---|
| 1st - FG %: | 7-18 | 38.9% | 2nd: 8-19 | 42.1% | 3rd: 9-19 | 47.4% | 4th: 10-14 | 71.4% | Game: 34-70 | 48.6% | Deadball | |
| 3FG %: | 0-4 | 0.0% | 1-5 | 20.0% | 1-5 | 20.0% | 1-2 | 50.0% | 3-16 | 18.8% | Rebounds | |
| FT %: | 2-2 | 100.0% | 4-8 | 50.0% | 9-10 | 90.0% | 0-0 | 0.0% | 15-20 | 75.0% | 2 | |

Officials: Lisa Mattingly, Eric Koch, Greg Small
Technical fouls: Vanderbilt-None. Tennessee-None.
Attendance: 10023

| Score by periods | 1st | 2nd | 3rd | 4th | Total |
|---|---|---|---|---|---|
| Vanderbilt | 16 | 16 | 30 | 11 | **73** |
| Tennessee | 16 | 21 | 28 | 21 | **86** |

| Points | In Paint | Off T/O | 2nd Chance | Fast Break | Bench |
|---|---|---|---|---|---|
| VANDY | 26 | 11 | 6 | 7 | 12 |
| UT | 56 | 21 | 23 | 8 | 20 |

Last FG - VANDY 4th-00:28, UT 4th-00:49.

Score tied - 6 times.

## GAME 19

**Official Basketball Box Score -- Game Totals -- Final Statistics**
**Kentucky vs Vanderbilt**
**01/15/18 6PM at Nashville, Tenn. (Memorial Gym)**

**Kentucky 55 • 9-10, 1-4 SEC**

| ## | Player | | Total FG-FGA | 3-Ptr FG-FGA | FT-FTA | Rebounds Off | Def | Tot | PF | TP | A | TO | Blk | Stl | Min |
|---|---|---|---|---|---|---|---|---|---|---|---|---|---|---|---|
| 14 | Wyatt, Tatyana | f | 1-8 | 0-1 | 0-0 | 0 | 4 | 4 | 5 | 2 | 0 | 1 | 0 | 1 | 18 |
| 45 | Rice, Alyssa | c | 3-7 | 0-0 | 2-2 | 3 | 3 | 6 | 4 | 8 | 0 | 1 | 0 | 0 | 19 |
| 22 | Cann, Makenzie | g | 0-3 | 0-3 | 0-0 | 0 | 1 | 1 | 1 | 0 | 0 | 0 | 0 | 2 | 15 |
| 24 | Murray, Taylor | g | 8-15 | 0-1 | 7-9 | 0 | 2 | 2 | 3 | 23 | 3 | 2 | 0 | 7 | 40 |
| 32 | Roper, Jaida | g | 0-4 | 0-0 | 3-4 | 0 | 2 | 2 | 0 | 3 | 2 | 1 | 0 | 1 | 18 |
| 02 | Poffenberger, Paige | | 0-0 | 0-0 | 0-0 | 0 | 0 | 0 | 1 | 0 | 0 | 1 | 0 | 2 | 7 |
| 03 | McKinney, KeKe | | 3-6 | 1-3 | 2-2 | 3 | 3 | 6 | 3 | 9 | 0 | 2 | 0 | 1 | 26 |
| 12 | Paschal, Amanda | | 1-8 | 0-2 | 0-2 | 2 | 0 | 2 | 1 | 2 | 2 | 2 | 0 | 0 | 31 |
| 20 | Harrison, Dorie | | 3-7 | 0-0 | 0-0 | 2 | 3 | 5 | 1 | 6 | 0 | 2 | 2 | 2 | 22 |
| 23 | Roach, Kameron | | 1-1 | 0-0 | 0-0 | 0 | 0 | 0 | 0 | 2 | 0 | 2 | 0 | 0 | 4 |
| | Team | | | | | 3 | 0 | 3 | | | | | | | |
| | Totals | | 20-59 | 1-10 | 14-19 | 13 | 18 | 31 | 19 | 55 | 7 | 14 | 2 | 16 | 200 |

| | | | | | | | | | | | | |
|---|---|---|---|---|---|---|---|---|---|---|---|---|
| 1st - FG %: | 5-18 | 27.8% | 2nd: 3-12 | 25.0% | 3rd: 7-14 | 50.0% | 4th: 5-15 | 33.3% | Game: 20-59 | 33.9% | Deadball | |
| 3FG %: | 0-2 | 0.0% | 1-3 | 33.3% | 0-1 | 0.0% | 0-4 | 0.0% | 1-10 | 10.0% | Rebounds | |
| FT %: | 0-0 | 0.0% | 3-4 | 75.0% | 4-6 | 66.7% | 7-9 | 77.8% | 14-19 | 73.7% | 1 | |

**Vanderbilt 70 • 5-14, 1-4 SEC**

| ## | Player | | Total FG-FGA | 3-Ptr FG-FGA | FT-FTA | Rebounds Off | Def | Tot | PF | TP | A | TO | Blk | Stl | Min |
|---|---|---|---|---|---|---|---|---|---|---|---|---|---|---|---|
| 24 | Newby, Autumn | f | 4-8 | 0-0 | 3-3 | 1 | 6 | 7 | 2 | 11 | 2 | 1 | 0 | 0 | 18 |
| 02 | Hall, Chelsie | g | 2-7 | 0-1 | 0-0 | 0 | 4 | 4 | 4 | 4 | 5 | 5 | 0 | 5 | 25 |
| 03 | Bell, Rachel | g | 1-4 | 0-3 | 0-0 | 1 | 1 | 2 | 0 | 2 | 0 | 1 | 1 | 0 | 12 |
| 10 | Walker, Cierra | g | 5-8 | 5-7 | 0-0 | 0 | 4 | 4 | 2 | 15 | 0 | 2 | 0 | 0 | 40 |
| 33 | Reed, Christa | g | 3-8 | 1-2 | 5-6 | 2 | 5 | 7 | 3 | 12 | 2 | 5 | 0 | 0 | 35 |
| 00 | Overbeck, Kayla | | 6-7 | 0-0 | 7-7 | 1 | 4 | 5 | 2 | 19 | 3 | 2 | 0 | 0 | 25 |
| 21 | Whalen, Erin | | 3-7 | 1-2 | 0-0 | 3 | 2 | 5 | 2 | 7 | 2 | 2 | 0 | 0 | 17 |
| 22 | Horrocks, Bree | | 0-0 | 0-0 | 0-0 | 0 | 0 | 0 | 1 | 0 | 0 | 0 | 0 | 0 | 3 |
| 30 | Carter, Lealea | | 0-0 | 0-0 | 0-0 | 0 | 0 | 0 | 0 | 0 | 0 | 0 | 0 | 0 | 1 |
| 31 | Ejiofor, Blessing | | 0-1 | 0-0 | 0-0 | 0 | 1 | 1 | 0 | 0 | 0 | 1 | 0 | 0 | 1 |
| 35 | Clemons-Green, K. | | 0-2 | 0-1 | 0-0 | 2 | 1 | 3 | 4 | 0 | 3 | 0 | 0 | 0 | 22 |
| 41 | Warren, Paige | | 0-1 | 0-0 | 0-0 | 0 | 0 | 0 | 1 | 0 | 0 | 0 | 0 | 0 | 1 |
| | Team | | | | | 2 | 2 | 4 | | | | | | | |
| | Totals | | 24-53 | 7-16 | 15-16 | 12 | 30 | 42 | 21 | 70 | 17 | 19 | 1 | 5 | 200 |

| | | | | | | | | | | | | |
|---|---|---|---|---|---|---|---|---|---|---|---|---|
| 1st - FG %: | 3-17 | 17.6% | 2nd: 7-10 | 70.0% | 3rd: 8-11 | 72.7% | 4th: 6-15 | 40.0% | Game: 24-53 | 45.3% | Deadball | |
| 3FG %: | 1-7 | 14.3% | 3-3 | 100.0% | 3-4 | 75.0% | 0-2 | 0.0% | 7-16 | 43.8% | Rebounds | |
| FT %: | 0-0 | 0.0% | 5-5 | 100.0% | 7-8 | 87.5% | 3-3 | 100.0% | 15-16 | 93.8% | 0 | |

Officials: R:Sue Blauch, U1:Bryan Enterline, U2:Metta Roberts
Technical fouls: Kentucky-None. Vanderbilt-None.
Attendance: 2215

| Score by periods | 1st | 2nd | 3rd | 4th | Total |
|---|---|---|---|---|---|
| Kentucky | 10 | 10 | 18 | 17 | **55** |
| Vanderbilt | 7 | 22 | 26 | 15 | **70** |

| Points | In Paint | Off T/O | 2nd Chance | Fast Break | Bench |
|---|---|---|---|---|---|
| UK | 26 | 15 | 15 | 8 | 19 |
| VANDY | 30 | 17 | 9 | 2 | 26 |

## GAME 18

**Official Basketball Box Score -- Game Totals -- Final Statistics**
**Missouri vs Vanderbilt**
**1/11/18 7 PM at Nashville,Tenn. (Memorial Gym)**

**Missouri 81 • 15-2, 3-1 SEC**

| ## | Player | | Total FG-FGA | 3-Ptr FG-FGA | FT-FTA | Rebounds Off | Def | Tot | PF | TP | A | TO | Blk | Stl | Min |
|---|---|---|---|---|---|---|---|---|---|---|---|---|---|---|---|
| 21 | PORTER, Cierra | f | 3-7 | 0-0 | 3-4 | 3 | 4 | 7 | 2 | 9 | 1 | 4 | 0 | 3 | 15 |
| 22 | FRERICKS, Jordan | f | 5-7 | 0-0 | 0-0 | 3 | 5 | 8 | 2 | 10 | 6 | 2 | 0 | 0 | 18 |
| 03 | CUNNINGHAM, Sophie | g | 2-9 | 1-6 | 0-0 | 0 | 3 | 3 | 3 | 5 | 2 | 3 | 0 | 0 | 33 |
| 05 | ALDRIDGE, Lauren | g | 3-4 | 1-2 | 1-1 | 0 | 1 | 1 | 1 | 8 | 6 | 0 | 0 | 0 | 28 |
| 23 | SMITH, Amber | g | 7-15 | 2-4 | 2-2 | 1 | 3 | 4 | 2 | 18 | 1 | 0 | 1 | 2 | 27 |
| 01 | WINFREY, Kelsey | | 0-0 | 0-0 | 0-0 | 0 | 0 | 0 | 0 | 0 | 0 | 0 | 0 | 0 | 2 |
| 02 | ROUNDTREE, Jordan | | 1-2 | 1-2 | 1-2 | 2 | 1 | 3 | 0 | 4 | 1 | 1 | 0 | 1 | 18 |
| 10 | GREEN, Nadia | | 1-1 | 0-0 | 0-0 | 0 | 0 | 0 | 1 | 2 | 0 | 0 | 0 | 0 | 5 |
| 12 | BROWN, Elle | | 0-0 | 0-0 | 0-0 | 0 | 0 | 0 | 0 | 0 | 0 | 0 | 0 | 0 | 2 |
| 13 | SCHUCHTS, Hannah | | 1-1 | 0-0 | 0-0 | 0 | 0 | 0 | 1 | 2 | 0 | 2 | 0 | 0 | 5 |
| 20 | MICHAEL, Kayla | | 2-6 | 0-1 | 1-2 | 0 | 4 | 4 | 1 | 5 | 2 | 0 | 0 | 1 | 16 |
| 24 | CHAVIS, Jordan | | 6-8 | 6-8 | 0-0 | 0 | 2 | 2 | 1 | 18 | 3 | 1 | 0 | 0 | 30 |
| 34 | TAHANE, Emmanuelle | | 0-0 | 0-0 | 0-0 | 0 | 0 | 0 | 0 | 0 | 0 | 0 | 0 | 0 | 1 |
| | Team | | | | | 1 | 2 | 3 | | | | 1 | | | |
| | Totals | | 31-60 | 11-23 | 8-11 | 10 | 25 | 35 | 14 | 81 | 22 | 14 | 1 | 7 | 200 |

| | | | | | | | | | | | | |
|---|---|---|---|---|---|---|---|---|---|---|---|---|
| 1st - FG %: | 9-17 | 52.9% | 2nd: 8-13 | 61.5% | 3rd: 10-16 | 62.5% | 4th: 4-14 | 28.6% | Game: 31-60 | 51.7% | Deadball | |
| 3FG %: | 4-8 | 50.0% | 5-7 | 71.4% | 1-4 | 25.0% | 1-4 | 25.0% | 11-23 | 47.8% | Rebounds | |
| FT %: | 3-4 | 75.0% | 2-2 | 100.0% | 3-5 | 60.0% | 0-0 | 0.0% | 8-11 | 72.7% | 2 | |

**Vanderbilt 70 • 4-14, 0-4 SEC**

| ## | Player | | Total FG-FGA | 3-Ptr FG-FGA | FT-FTA | Rebounds Off | Def | Tot | PF | TP | A | TO | Blk | Stl | Min |
|---|---|---|---|---|---|---|---|---|---|---|---|---|---|---|---|
| 24 | Newby, Autumn | f | 1-3 | 0-0 | 1-4 | 2 | 8 | 10 | 2 | 3 | 2 | 4 | 0 | 1 | 29 |
| 02 | Hall, Chelsie | g | 4-9 | 1-1 | 1-2 | 1 | 1 | 2 | 1 | 10 | 2 | 2 | 0 | 1 | 26 |
| 03 | Bell, Rachel | g | 4-9 | 1-3 | 0-0 | 0 | 1 | 1 | 0 | 9 | 1 | 1 | 0 | 1 | 16 |
| 10 | Walker, Cierra | g | 6-11 | 4-5 | 1-1 | 0 | 0 | 0 | 0 | 17 | 3 | 1 | 0 | 1 | 40 |
| 33 | Reed, Christa | * | 2-2 | 0-0 | 0-0 | 0 | 2 | 2 | 4 | 4 | 0 | 1 | 0 | 0 | 8 |
| 00 | Overbeck, Kayla | | 4-4 | 0-0 | 4-4 | 1 | 1 | 2 | 4 | 12 | 0 | 3 | 0 | 1 | 27 |
| 21 | Whalen, Erin | | 6-15 | 3-7 | 0-0 | 2 | 4 | 6 | 2 | 15 | 0 | 0 | 0 | 0 | 25 |
| 30 | Carter, Lealea | | 0-2 | 0-1 | 0-0 | 0 | 0 | 0 | 1 | 0 | 0 | 0 | 0 | 0 | 5 |
| 31 | Ejiofor, Blessing | | 0-3 | 0-0 | 0-0 | 2 | 1 | 3 | 0 | 0 | 0 | 1 | 0 | 0 | 2 |
| 35 | Clemons-Green, K. | | 0-2 | 0-2 | 0-0 | 1 | 1 | 2 | 3 | 0 | 5 | 1 | 0 | 0 | 22 |
| | Team | | | | | 1 | 1 | 2 | | | | | | | |
| | Totals | | 27-60 | 9-19 | 7-11 | 10 | 20 | 30 | 17 | 70 | 13 | 14 | 0 | 5 | 200 |

| | | | | | | | | | | | | |
|---|---|---|---|---|---|---|---|---|---|---|---|---|
| 1st - FG %: | 6-14 | 42.9% | 2nd: 8-15 | 53.3% | 3rd: 4-15 | 26.7% | 4th: 9-16 | 56.3% | Game: 27-60 | 45.0% | Deadball | |
| 3FG %: | 2-7 | 28.6% | 2-2 | 100.0% | 1-3 | 33.3% | 4-7 | 57.1% | 9-19 | 47.4% | Rebounds | |
| FT %: | 1-2 | 50.0% | 4-5 | 80.0% | 1-3 | 33.3% | 1-1 | 100.0% | 7-11 | 63.6% | 2 | |

Officials: R:Bob Trammell,U1:Gina Cross, U2:Douglas Knight
Technical fouls: Missouri-None. Vanderbilt-None.
Attendance: 2112

| Score by periods | 1st | 2nd | 3rd | 4th | Total |
|---|---|---|---|---|---|
| Missouri | 25 | 23 | 24 | 9 | **81** |
| Vanderbilt | 15 | 22 | 10 | 23 | **70** |

| Points | In Paint | Off T/O | 2nd Chance | Fast Break | Bench |
|---|---|---|---|---|---|
| MU-W | 32 | 18 | 9 | 10 | 31 |
| VANDY | 24 | 15 | 15 | 0 | 27 |

## GAME 20

**Official Basketball Box Score -- Game Totals -- Final Statistics**
**South Carolina vs Vanderbilt**
**01/18/18 7PM at Nashville, Tenn.(Memorial Gym)**

**South Carolina 95 • 15-3, 4-2 SEC**

| ## | Player | | Total FG-FGA | 3-Ptr FG-FGA | FT-FTA | Rebounds Off | Def | Tot | PF | TP | A | TO | Blk | Stl | Min |
|---|---|---|---|---|---|---|---|---|---|---|---|---|---|---|---|
| 24 | GRISSETT, LeLe | f | 11-12 | 0-0 | 0-1 | 3 | 6 | 9 | 4 | 22 | 0 | 2 | 0 | 0 | 27 |
| 35 | JENNINGS, Alexis | f | 9-10 | 1-1 | 8-13 | 2 | 11 | 13 | 4 | 27 | 2 | 4 | 0 | 0 | 34 |
| 04 | CLINEY, Doniyah | g | 3-9 | 0-1 | 4-6 | 0 | 2 | 2 | 4 | 10 | 2 | 3 | 2 | 1 | 38 |
| 11 | SPANN, Lindsey | g | 6-9 | 5-7 | 0-0 | 0 | 0 | 0 | 0 | 17 | 0 | 0 | 0 | 0 | 26 |
| 52 | HARRIS, Tyasha | g | 5-11 | 0-2 | 2-2 | 0 | 1 | 1 | 0 | 12 | 3 | 0 | 0 | 0 | 24 |
| 00 | PATRICK, Victoria | | 1-1 | 0-0 | 1-2 | 0 | 0 | 0 | 0 | 3 | 0 | 1 | 0 | 0 | 24 |
| 10 | JACKSON, Bianca | | 1-1 | 0-0 | 2-4 | 0 | 1 | 1 | 3 | 4 | 0 | 0 | 0 | 0 | 21 |
| 23 | WILLIAMS, LaDazhia | | 0-1 | 0-0 | 0-0 | 0 | 3 | 3 | 0 | 0 | 0 | 0 | 0 | 0 | 6 |
| | Team | | | | | 1 | 1 | 2 | | | | | | | |
| | Totals | | 36-54 | 6-11 | 17-28 | 6 | 25 | 31 | 15 | 95 | 7 | 10 | 2 | 1 | 200 |

| | | | | | | | | | | | | |
|---|---|---|---|---|---|---|---|---|---|---|---|---|
| 1st - FG %: | 9-18 | 50.0% | 2nd: 11-15 | 73.3% | 3rd: 11-14 | 78.6% | 4th: 5-7 | 71.4% | Game: 36-54 | 66.7% | Deadball | |
| 3FG %: | 3-5 | 60.0% | 1-3 | 33.3% | 2-3 | 66.7% | 0-0 | 0.0% | 6-11 | 54.5% | Rebounds | |
| FT %: | 1-2 | 50.0% | 3-5 | 60.0% | 1-2 | 50.0% | 12-19 | 63.2% | 17-28 | 60.7% | 8 | |

**Vanderbilt 82 • 5-15, 1-5 SEC**

| ## | Player | | Total FG-FGA | 3-Ptr FG-FGA | FT-FTA | Rebounds Off | Def | Tot | PF | TP | A | TO | Blk | Stl | Min |
|---|---|---|---|---|---|---|---|---|---|---|---|---|---|---|---|
| 24 | Newby, Autumn | f | 1-3 | 0-0 | 0-0 | 1 | 2 | 3 | 4 | 2 | 2 | 1 | 0 | 0 | 13 |
| 02 | Hall, Chelsie | g | 0-2 | 0-0 | 0-0 | 0 | 0 | 0 | 2 | 0 | 0 | 1 | 0 | 0 | 10 |
| 03 | Bell, Rachel | g | 1-4 | 0-1 | 0-0 | 0 | 0 | 0 | 0 | 2 | 0 | 0 | 0 | 0 | 6 |
| 10 | Walker, Cierra | g | 4-8 | 2-3 | 3-6 | 2 | 4 | 6 | 2 | 13 | 4 | 3 | 0 | 0 | 37 |
| 33 | Reed, Christa | g | 9-16 | 3-6 | 2-2 | 1 | 4 | 5 | 2 | 23 | 1 | 0 | 0 | 0 | 40 |
| 00 | Overbeck, Kayla | | 4-6 | 0-0 | 0-0 | 0 | 5 | 5 | 5 | 8 | 3 | 1 | 0 | 2 | 23 |
| 21 | Whalen, Erin | | 10-16 | 3-7 | 2-2 | 1 | 0 | 1 | 2 | 25 | 4 | 1 | 0 | 0 | 34 |
| 30 | Carter, Lealea | | 1-3 | 0-0 | 0-1 | 1 | 0 | 1 | 1 | 2 | 1 | 0 | 0 | 0 | 10 |
| 35 | Clemons-Green, K. | | 3-7 | 1-3 | 0-0 | 1 | 0 | 1 | 2 | 7 | 4 | 1 | 0 | 0 | 27 |
| | Team | | | | | 1 | 0 | 1 | | | | | | | |
| | Totals | | 33-65 | 9-20 | 7-11 | 8 | 15 | 23 | 20 | 82 | 19 | 8 | 0 | 2 | 200 |

| | | | | | | | | | | | | |
|---|---|---|---|---|---|---|---|---|---|---|---|---|
| 1st - FG %: | 8-20 | 40.0% | 2nd: 8-15 | 53.3% | 3rd: 10-15 | 66.7% | 4th: 7-15 | 46.7% | Game: 33-65 | 50.8% | Deadball | |
| 3FG %: | 2-5 | 40.0% | 3-5 | 60.0% | 2-4 | 50.0% | 2-6 | 33.3% | 9-20 | 45.0% | Rebounds | |
| FT %: | 0-0 | 0.0% | 3-5 | 60.0% | 0-0 | 0.0% | 4-6 | 66.7% | 7-11 | 63.6% | 3 | |

Officials: R:Brian Garland, U1:Laura Morris, U2:Amy Bonner
Technical fouls: South Carolina-None. Vanderbilt-None.
Attendance: 2231

| Score by periods | 1st | 2nd | 3rd | 4th | Total |
|---|---|---|---|---|---|
| South Carolina | 22 | 26 | 25 | 22 | **95** |
| Vanderbilt | 18 | 22 | 22 | 20 | **82** |

| Points | In Paint | Off T/O | 2nd Chance | Fast Break | Bench |
|---|---|---|---|---|---|
| SC | 56 | 11 | 13 | 10 | 7 |
| VANDY | 28 | 12 | 15 | 2 | 42 |

# 2017-18 GAME CAPSULES

## GAME 21

**Official Basketball Box Score -- Game Totals -- Final Statistics**
**Vanderbilt vs Alabama**
**01/21/18 2 p.m. at Tuscaloosa, Ala. (Coleman Coliseum)**

**Vanderbilt 75 • 5-16, 1-6 SEC**

| ## | Player | | Total FG-FGA | 3-Ptr FG-FGA | FT-FTA | Rebounds Off | Def | Tot | PF | TP | A | TO | Blk | Stl | Min |
|---|---|---|---|---|---|---|---|---|---|---|---|---|---|---|---|
| 00 | Overbeck, Kayla | * | 1-3 | 0-0 | 2-2 | 0 | 5 | 5 | 5 | 4 | 1 | 1 | 1 | 0 | 19 |
| 02 | Hall, Chelsie | * | 7-12 | 0-1 | 7-9 | 1 | 4 | 5 | 3 | 21 | 9 | 1 | 0 | 2 | 34 |
| 10 | Walker, Cierra | * | 3-8 | 1-5 | 0-0 | 0 | 0 | 0 | 5 | 7 | 1 | 4 | 0 | 0 | 35 |
| 24 | Newby, Autumn | * | 2-2 | 0-0 | 1-4 | 2 | 4 | 6 | 4 | 5 | 0 | 1 | 0 | 0 | 13 |
| 33 | Reed, Christa | * | 3-5 | 2-4 | 4-4 | 1 | 2 | 3 | 3 | 12 | 0 | 2 | 0 | 0 | 27 |
| 21 | Whalen, Erin | | 6-10 | 5-5 | 3-3 | 1 | 2 | 3 | 3 | 20 | 0 | 4 | 0 | 1 | 28 |
| 22 | Horrocks, Bree | | 2-4 | 0-0 | 0-0 | 1 | 2 | 3 | 0 | 4 | 0 | 1 | 0 | 2 | 18 |
| 30 | Carter, Lealea | | 0-1 | 0-0 | 2-2 | 0 | 0 | 0 | 0 | 2 | 0 | 0 | 0 | 0 | 7 |
| 35 | Clemons-Green, K. | | 0-2 | 0-0 | 0-0 | 0 | 4 | 4 | 4 | 0 | 1 | 3 | 0 | 0 | 19 |
| | Team | | | | | 0 | 0 | 0 | | | | | | | |
| | Totals | | 24-47 | 8-15 | 19-24 | 6 | 23 | 29 | 27 | 75 | 12 | 17 | 1 | 5 | 200 |

| | | | | | | | | | | |
|---|---|---|---|---|---|---|---|---|---|---|
| 1st - FG %: | 6-11 | 54.5% | 2nd: 5-11 | 45.5% | 3rd: 6-14 | 42.9% | 4th: 7-11 | 63.6% | Game: 24-47 | 51.1% |
| 3FG %: | 1-2 | 50.0% | 2-4 | 50.0% | 1-4 | 25.0% | 4-5 | 80.0% | 8-15 | 53.3% |
| FT %: | 3-4 | 75.0% | 11-11 | 100.0% | 1-2 | 50.0% | 4-7 | 57.1% | 19-24 | 79.2% |

Deadball Rebounds 2

**Alabama 77 • 14-6, 4-3 SEC**

| ## | Player | | Total FG-FGA | 3-Ptr FG-FGA | FT-FTA | Rebounds Off | Def | Tot | PF | TP | A | TO | Blk | Stl | Min |
|---|---|---|---|---|---|---|---|---|---|---|---|---|---|---|---|
| 01 | Bolton,Quanetria | * | 4-10 | 1-3 | 4-4 | 3 | 4 | 7 | 3 | 13 | 1 | 2 | 1 | 1 | 25 |
| 03 | Lewis,Jordan | * | 4-11 | 0-1 | 5-8 | 1 | 2 | 3 | 2 | 13 | 3 | 0 | 0 | 0 | 37 |
| 11 | Cook,Hannah | * | 4-10 | 1-4 | 7-8 | 2 | 4 | 6 | 2 | 16 | 0 | 1 | 0 | 2 | 31 |
| 20 | Williams,Ashley | * | 3-6 | 0-0 | 2-4 | 7 | 2 | 9 | 3 | 8 | 0 | 2 | 0 | 1 | 32 |
| 23 | Wade,Shaquera | * | 2-6 | 0-0 | 4-6 | 1 | 4 | 5 | 3 | 8 | 1 | 1 | 0 | 4 | 26 |
| 02 | Richardson,Amber | | 1-1 | 0-0 | 0-0 | 0 | 0 | 0 | 0 | 2 | 0 | 2 | 0 | 1 | 6 |
| 05 | Da Silva,Alana | | 0-0 | 0-0 | 0-0 | 0 | 0 | 0 | 0 | 0 | 0 | 1 | 0 | 0 | 2 |
| 13 | Knight,Coco | | 0-0 | 0-0 | 0-0 | 0 | 0 | 0 | 0 | 0 | 0 | 0 | 0 | 0 | 5 |
| 15 | Knight,Meoshonti | | 6-9 | 1-2 | 4-6 | 1 | 0 | 1 | 3 | 17 | 0 | 1 | 0 | 1 | 26 |
| 22 | Copeland,Ariyah | | 0-0 | 0-0 | 0-0 | 0 | 1 | 1 | 0 | 0 | 0 | 1 | 1 | 0 | 3 |
| 25 | Knight,Ashley | | 0-2 | 0-0 | 0-0 | 0 | 0 | 0 | 3 | 0 | 0 | 1 | 0 | 0 | 7 |
| | Team | | | | | 1 | 3 | 4 | | | | | | | |
| | Totals | | 24-55 | 3-10 | 26-36 | 16 | 20 | 36 | 19 | 77 | 5 | 12 | 2 | 10 | 200 |

| | | | | | | | | | | |
|---|---|---|---|---|---|---|---|---|---|---|
| 1st - FG %: | 4-18 | 22.2% | 2nd: 8-12 | 66.7% | 3rd: 8-13 | 61.5% | 4th: 4-12 | 33.3% | Game: 24-55 | 43.6% |
| 3FG %: | 0-3 | 0.0% | 2-3 | 66.7% | 1-2 | 50.0% | 0-2 | 0.0% | 3-10 | 30.0% |
| FT %: | 2-4 | 50.0% | 6-6 | 100.0% | 7-12 | 58.3% | 11-14 | 78.6% | 26-36 | 72.2% |

Deadball Rebounds 2

Officials: Dee Kantner, Beverly Roberts, Brian Hall
Technical fouls: Vanderbilt-None. Alabama-None.
Attendance: 2643

| Score by periods | 1st | 2nd | 3rd | 4th | Total |
|---|---|---|---|---|---|
| Vanderbilt | 16 | 23 | 14 | 22 | **75** |
| Alabama | 10 | 24 | 24 | 19 | **77** |

| Points | In Paint | Off T/O | 2nd Chance | Fast Break | Bench |
|---|---|---|---|---|---|
| VANDY | 28 | 19 | 6 | 2 | 26 |
| UA | 34 | 9 | 9 | 2 | 19 |

## GAME 22

**Official Basketball Box Score -- Game Totals -- Final Statistics**
**Texas A&M vs Vanderbilt**
**01/28/15 2 PM at Nashville, Tenn. (Memorial Gym)**

**Texas A&M 91 • 17-5, 6-2 SEC**

| ## | Player | | Total FG-FGA | 3-Ptr FG-FGA | FT-FTA | Rebounds Off | Def | Tot | PF | TP | A | TO | Blk | Stl | Min |
|---|---|---|---|---|---|---|---|---|---|---|---|---|---|---|---|
| 05 | Anriel Howard | f | 3-9 | 0-1 | 6-7 | 2 | 6 | 8 | 2 | 12 | 1 | 0 | 0 | 0 | 24 |
| 21 | Jasmine Lumpkin | f | 3-8 | 0-0 | 0-0 | 5 | 8 | 13 | 4 | 6 | 2 | 2 | 0 | 1 | 31 |
| 00 | Khaalia Hillsman | c | 6-12 | 0-0 | 4-4 | 4 | 3 | 7 | 4 | 16 | 0 | 3 | 1 | 0 | 23 |
| 03 | Chennedy Carter | g | 11-21 | 1-6 | 5-6 | 4 | 1 | 5 | 2 | 28 | 5 | 2 | 0 | 3 | 30 |
| 12 | Danni Williams | g | 7-12 | 2-3 | 2-2 | 0 | 4 | 4 | 0 | 18 | 0 | 2 | 0 | 2 | 34 |
| 04 | Lulu Mckinney | | 0-2 | 0-1 | 2-2 | 0 | 0 | 0 | 1 | 2 | 3 | 0 | 0 | 1 | 10 |
| 11 | Kayla Wells | | 2-2 | 0-0 | 3-3 | 3 | 0 | 3 | 1 | 7 | 1 | 4 | 0 | 0 | 17 |
| 14 | Jada Walton | | 1-1 | 0-0 | 0-0 | 0 | 0 | 0 | 2 | 2 | 0 | 0 | 1 | 0 | 6 |
| 30 | Emer Nichols | | 0-0 | 0-0 | 0-0 | 1 | 0 | 1 | 1 | 0 | 0 | 2 | 0 | 1 | 5 |
| 31 | N'dea Jones | | 0-1 | 0-0 | 0-0 | 0 | 0 | 0 | 1 | 0 | 0 | 0 | 0 | 1 | 7 |
| 34 | Caylinne Martin | | 0-1 | 0-0 | 0-0 | 0 | 1 | 1 | 1 | 0 | 0 | 0 | 1 | 1 | 13 |
| | Team | | | | | 0 | 1 | 1 | | | | | | | |
| | Totals | | 33-69 | 3-11 | 22-24 | 19 | 24 | 43 | 19 | 91 | 12 | 15 | 3 | 10 | 200 |

| | | | | | | | | | | |
|---|---|---|---|---|---|---|---|---|---|---|
| 1st - FG %: | 6-14 | 42.9% | 2nd: 10-16 | 62.5% | 3rd: 9-25 | 36.0% | 4th: 8-14 | 57.1% | Game: 33-69 | 47.8% |
| 3FG %: | 1-3 | 33.3% | 2-5 | 40.0% | 0-1 | 0.0% | 0-2 | 0.0% | 3-11 | 27.3% |
| FT %: | 4-4 | 100.0% | 3-3 | 100.0% | 14-16 | 87.5% | 1-1 | 100.0% | 22-24 | 91.7% |

Deadball Rebounds 2

**Vanderbilt 67 • 5-17, 1-7 SEC**

| ## | Player | | Total FG-FGA | 3-Ptr FG-FGA | FT-FTA | Rebounds Off | Def | Tot | PF | TP | A | TO | Blk | Stl | Min |
|---|---|---|---|---|---|---|---|---|---|---|---|---|---|---|---|
| 21 | Whalen, Erin | f | 0-4 | 0-2 | 0-0 | 0 | 0 | 0 | 3 | 0 | 1 | 1 | 0 | 0 | 12 |
| 24 | Newby, Autumn | f | 3-5 | 0-0 | 2-3 | 2 | 1 | 3 | 4 | 8 | 2 | 1 | 0 | 0 | 14 |
| 02 | Hall, Chelsie | g | 7-11 | 0-2 | 2-2 | 1 | 4 | 5 | 1 | 16 | 3 | 6 | 0 | 0 | 37 |
| 10 | Walker, Cierra | g | 2-2 | 2-2 | 0-0 | 0 | 2 | 2 | 2 | 6 | 0 | 0 | 0 | 0 | 28 |
| 33 | Reed, Christa | g | 4-10 | 3-6 | 2-2 | 3 | 3 | 6 | 3 | 13 | 2 | 1 | 0 | 0 | 36 |
| 00 | Overbeck, Kayla | | 7-11 | 0-0 | 0-2 | 0 | 2 | 2 | 3 | 14 | 1 | 3 | 0 | 1 | 27 |
| 03 | Bell, Rachel | | 0-4 | 0-2 | 0-0 | 0 | 1 | 1 | 0 | 0 | 0 | 0 | 0 | 0 | 5 |
| 22 | Horrocks, Bree | | 1-2 | 0-0 | 0-0 | 0 | 1 | 1 | 2 | 2 | 0 | 1 | 0 | 0 | 2 |
| 30 | Carter, Lealea | | 1-2 | 0-0 | 2-3 | 0 | 0 | 0 | 1 | 4 | 2 | 2 | 0 | 0 | 17 |
| 31 | Ejiofor, Blessing | | 1-2 | 0-0 | 0-0 | 0 | 0 | 0 | 0 | 2 | 0 | 1 | 0 | 2 | 11 |
| 35 | Clemons-Green, K. | | 1-3 | 0-2 | 0-0 | 0 | 1 | 1 | 2 | 2 | 1 | 3 | 0 | 0 | 11 |
| | Team | | | | | 2 | 1 | 3 | | | | 1 | | | |
| | Totals | | 27-56 | 5-16 | 8-12 | 8 | 16 | 24 | 21 | 67 | 12 | 20 | 0 | 3 | 200 |

| | | | | | | | | | | |
|---|---|---|---|---|---|---|---|---|---|---|
| 1st - FG %: | 7-18 | 38.9% | 2nd: 6-10 | 60.0% | 3rd: 6-16 | 37.5% | 4th: 8-12 | 66.7% | Game: 27-56 | 48.2% |
| 3FG %: | 0-5 | 0.0% | 0-1 | 0.0% | 3-7 | 42.9% | 2-3 | 66.7% | 5-16 | 31.3% |
| FT %: | 0-0 | 0.0% | 2-4 | 50.0% | 4-5 | 80.0% | 2-3 | 66.7% | 8-12 | 66.7% |

Deadball Rebounds 1,1

Officials: R:EriC Brewton, U1:Metta Robinson, U2:Bill Larance
Technical fouls: Texas A&M-None. Vanderbilt-None.
Attendance: 3009
We Back Pat Game

| Score by periods | 1st | 2nd | 3rd | 4th | Total |
|---|---|---|---|---|---|
| Texas A&M | 17 | 25 | 32 | 17 | **91** |
| Vanderbilt | 14 | 14 | 19 | 20 | **67** |

| Points | In Paint | Off T/O | 2nd Chance | Fast Break | Bench |
|---|---|---|---|---|---|
| TAMU | 52 | 26 | 19 | 12 | 11 |
| VANDY | 40 | 11 | 10 | 0 | 24 |

## GAME 23

**Official Basketball Box Score -- Game Totals -- Final Statistics**
**Vanderbilt vs Ole Miss**
**02-01-18 6 p.m. at Oxford, Miss. (The Pavilion at Ole Miss)**

**Vanderbilt 75 • 6-17, 2-7 SEC**

| ## | Player | | Total FG-FGA | 3-Ptr FG-FGA | FT-FTA | Rebounds Off | Def | Tot | PF | TP | A | TO | Blk | Stl | Min |
|---|---|---|---|---|---|---|---|---|---|---|---|---|---|---|---|
| 00 | Overbeck, Kayla | * | 3-4 | 0-0 | 7-10 | 1 | 5 | 6 | 3 | 13 | 3 | 3 | 1 | 2 | 37 |
| 02 | Hall, Chelsie | * | 5-10 | 0-1 | 1-2 | 1 | 0 | 1 | 5 | 11 | 3 | 3 | 0 | 2 | 24 |
| 10 | Walker, Cierra | * | 4-8 | 3-5 | 2-4 | 0 | 3 | 3 | 3 | 13 | 2 | 5 | 0 | 2 | 34 |
| 24 | Newby, Autumn | * | 1-4 | 0-0 | 4-6 | 3 | 6 | 9 | 4 | 6 | 3 | 1 | 1 | 2 | 35 |
| 33 | Reed, Christa | * | 6-11 | 2-5 | 6-6 | 1 | 1 | 2 | 2 | 20 | 0 | 2 | 0 | 0 | 37 |
| 03 | Bell, Rachel | | 0-1 | 0-0 | 0-0 | 0 | 0 | 0 | 0 | 0 | 0 | 0 | 0 | 0 | 3 |
| 21 | Whalen, Erin | | 1-2 | 1-2 | 0-0 | 0 | 0 | 0 | 1 | 3 | 1 | 0 | 0 | 0 | 7 |
| 22 | Horrocks, Bree | | 0-0 | 0-0 | 0-0 | 0 | 0 | 0 | 0 | 0 | 0 | 0 | 0 | 0 | 0+ |
| 31 | Ejiofor, Blessing | | 1-1 | 0-0 | 0-0 | 0 | 2 | 2 | 2 | 2 | 0 | 0 | 1 | 0 | 4 |
| 35 | Clemons-Green, K. | | 2-5 | 0-2 | 3-7 | 0 | 1 | 1 | 4 | 7 | 3 | 1 | 0 | 2 | 19 |
| | Team | | | | | 2 | 3 | 5 | | | | 1 | | | |
| | Totals | | 23-46 | 6-15 | 23-35 | 8 | 21 | 29 | 24 | 75 | 15 | 16 | 3 | 10 | 200 |

| | | | | | | | | | | |
|---|---|---|---|---|---|---|---|---|---|---|
| 1st - FG %: | 8-14 | 57.1% | 2nd: 4-10 | 40.0% | 3rd: 9-16 | 56.3% | 4th: 2-6 | 33.3% | Game: 23-46 | 50.0% |
| 3FG %: | 3-7 | 42.9% | 1-2 | 50.0% | 2-5 | 40.0% | 0-1 | 0.0% | 6-15 | 40.0% |
| FT %: | 5-6 | 83.3% | 6-7 | 85.7% | 1-3 | 33.3% | 11-19 | 57.9% | 23-35 | 65.7% |

Deadball Rebounds 5

**Ole Miss 72 • 11-11, 1-8 SEC**

| ## | Player | | Total FG-FGA | 3-Ptr FG-FGA | FT-FTA | Rebounds Off | Def | Tot | PF | TP | A | TO | Blk | Stl | Min |
|---|---|---|---|---|---|---|---|---|---|---|---|---|---|---|---|
| 00 | Nixon, Chyna | * | 2-7 | 1-3 | 0-2 | 2 | 2 | 4 | 4 | 5 | 3 | 0 | 0 | 1 | 30 |
| 01 | Glover, Bree | * | 1-2 | 0-0 | 2-3 | 2 | 7 | 9 | 4 | 4 | 3 | 3 | 0 | 3 | 25 |
| 20 | Muhammad, Madinah | * | 2-12 | 2-8 | 2-2 | 0 | 2 | 2 | 1 | 8 | 0 | 5 | 0 | 1 | 23 |
| 25 | Alston, Alissa | * | 8-18 | 3-6 | 9-9 | 0 | 3 | 3 | 1 | 28 | 1 | 1 | 1 | 2 | 39 |
| 42 | Gibson, Shelby | * | 3-4 | 0-0 | 0-0 | 4 | 1 | 5 | 5 | 6 | 0 | 1 | 0 | 0 | 17 |
| 10 | Muhate, Cecilia | | 0-0 | 0-0 | 0-0 | 0 | 1 | 1 | 3 | 0 | 1 | 0 | 0 | 0 | 12 |
| 12 | Johnson, Barbara | | 1-2 | 0-1 | 2-4 | 1 | 1 | 2 | 4 | 4 | 0 | 1 | 0 | 0 | 8 |
| 32 | Rodgers, Kate | | 0-0 | 0-0 | 1-2 | 0 | 0 | 0 | 1 | 1 | 1 | 1 | 0 | 0 | 4 |
| 44 | Lewis, Torri | | 4-7 | 4-7 | 0-0 | 0 | 1 | 1 | 1 | 12 | 3 | 4 | 0 | 0 | 21 |
| 55 | Taylor, Promise | | 2-4 | 0-0 | 0-0 | 4 | 2 | 6 | 4 | 4 | 0 | 2 | 2 | 1 | 21 |
| | Team | | | | | 1 | 1 | 2 | | | | | | | |
| | Totals | | 23-56 | 10-25 | 16-22 | 14 | 21 | 35 | 28 | 72 | 12 | 18 | 3 | 8 | 200 |

| | | | | | | | | | | |
|---|---|---|---|---|---|---|---|---|---|---|
| 1st - FG %: | 4-13 | 30.8% | 2nd: 4-12 | 33.3% | 3rd: 6-14 | 42.9% | 4th: 9-17 | 52.9% | Game: 23-56 | 41.1% |
| 3FG %: | 1-6 | 16.7% | 2-4 | 50.0% | 1-4 | 25.0% | 6-11 | 54.5% | 10-25 | 40.0% |
| FT %: | 2-2 | 100.0% | 3-4 | 75.0% | 9-13 | 69.2% | 2-3 | 66.7% | 16-22 | 72.7% |

Deadball Rebounds 4,1

Officials: Maj Forsberg, Luis Gonzalez, Marc Merritt
Technical fouls: Vanderbilt-None. Ole Miss-None.
Attendance: 1279

| Score by periods | 1st | 2nd | 3rd | 4th | Total |
|---|---|---|---|---|---|
| Vanderbilt | 24 | 15 | 21 | 15 | **75** |
| Ole Miss | 11 | 13 | 22 | 26 | **72** |

| Points | In Paint | Off T/O | 2nd Chance | Fast Break | Bench |
|---|---|---|---|---|---|
| VANDY | 32 | 23 | 12 | 8 | 12 |
| OM | 24 | 11 | 18 | 4 | 21 |

## GAME 24

**Official Basketball Box Score -- Game Totals -- Final Statistics**
**Tennessee vs Vanderbilt**
**2/4/18 1PM at Nashville, Tenn. (Memorial Gym)**

**Tennessee 74 • 19-4,7-3 SEC**

| ## | Player | | Total FG-FGA | 3-Ptr FG-FGA | FT-FTA | Rebounds Off | Def | Tot | PF | TP | A | TO | Blk | Stl | Min |
|---|---|---|---|---|---|---|---|---|---|---|---|---|---|---|---|
| 31 | Nared, Jaime | f | 7-14 | 1-4 | 15-17 | 7 | 7 | 14 | 0 | 30 | 1 | 0 | 0 | 0 | 38 |
| 21 | Russell, Mercedes | c | 10-16 | 0-0 | 0-1 | 7 | 4 | 11 | 3 | 20 | 0 | 0 | 1 | 4 | 37 |
| 00 | Davis, Rennia | g | 1-6 | 1-2 | 0-0 | 1 | 2 | 3 | 3 | 3 | 3 | 1 | 1 | 0 | 25 |
| 02 | Westbrook, Evina | g | 1-6 | 0-1 | 0-0 | 0 | 1 | 1 | 4 | 2 | 4 | 5 | 0 | 1 | 26 |
| 10 | Jackson, Meme | g | 2-10 | 1-6 | 2-2 | 1 | 2 | 3 | 2 | 7 | 2 | 4 | 1 | 1 | 34 |
| 01 | Hayes, Anastasia | | 3-9 | 1-3 | 3-8 | 2 | 4 | 6 | 3 | 10 | 4 | 2 | 0 | 0 | 30 |
| 13 | Dunbar, Kortney | | 1-2 | 0-1 | 0-0 | 0 | 1 | 1 | 1 | 2 | 1 | 0 | 0 | 0 | 6 |
| 15 | Green, Cheridene | | 0-0 | 0-0 | 0-0 | 0 | 0 | 0 | 1 | 0 | 1 | 0 | 1 | 0 | 4 |
| | Team | | | | | 1 | 1 | 2 | | | | 1 | | | |
| | Totals | | 25-63 | 4-17 | 20-28 | 19 | 22 | 41 | 17 | 74 | 16 | 13 | 4 | 6 | 200 |

| | | | | | | | | | | |
|---|---|---|---|---|---|---|---|---|---|---|
| 1st - FG %: | 6-13 | 46.2% | 2nd: 5-13 | 38.5% | 3rd: 6-16 | 37.5% | 4th: 8-21 | 38.1% | Game: 25-63 | 39.7% |
| 3FG %: | 1-2 | 50.0% | 1-6 | 16.7% | 1-4 | 25.0% | 1-5 | 20.0% | 4-17 | 23.5% |
| FT %: | 0-0 | 0.0% | 6-9 | 66.7% | 0-2 | 0.0% | 14-17 | 82.4% | 20-28 | 71.4% |

Deadball Rebounds 3

**Vanderbilt 64 • 6-18, 2-8 SEC**

| ## | Player | | Total FG-FGA | 3-Ptr FG-FGA | FT-FTA | Rebounds Off | Def | Tot | PF | TP | A | TO | Blk | Stl | Min |
|---|---|---|---|---|---|---|---|---|---|---|---|---|---|---|---|
| 24 | Newby, Autumn | f | 1-4 | 0-0 | 0-2 | 1 | 2 | 3 | 5 | 2 | 3 | 2 | 0 | 2 | 19 |
| 00 | Overbeck, Kayla | g | 5-6 | 0-0 | 3-4 | 0 | 3 | 3 | 4 | 13 | 1 | 1 | 3 | 1 | 29 |
| 02 | Hall, Chelsie | g | 6-10 | 2-2 | 5-8 | 0 | 6 | 6 | 4 | 19 | 5 | 5 | 0 | 1 | 38 |
| 10 | Walker, Cierra | g | 0-6 | 0-5 | 2-2 | 0 | 3 | 3 | 0 | 2 | 4 | 1 | 0 | 1 | 35 |
| 33 | Reed, Christa | g | 5-12 | 0-2 | 2-2 | 0 | 2 | 2 | 5 | 12 | 0 | 2 | 0 | 1 | 37 |
| 03 | Bell, Rachel | | 4-5 | 2-3 | 2-2 | 0 | 4 | 4 | 2 | 12 | 1 | 3 | 0 | 0 | 15 |
| 21 | Whalen, Erin | | 0-1 | 0-0 | 0-0 | 0 | 1 | 1 | 1 | 0 | 0 | 0 | 0 | 0 | 5 |
| 31 | Ejiofor, Blessing | | 1-2 | 0-0 | 0-0 | 0 | 3 | 3 | 1 | 2 | 0 | 1 | 0 | 1 | 9 |
| 35 | Clemons-Green, K. | | 1-3 | 0-1 | 0-0 | 2 | 0 | 2 | 0 | 2 | 1 | 1 | 0 | 1 | 13 |
| | Team | | | | | 2 | 0 | 2 | | | | 1 | | | |
| | Totals | | 23-49 | 4-13 | 14-20 | 5 | 24 | 29 | 22 | 64 | 15 | 17 | 3 | 8 | 200 |

| | | | | | | | | | | |
|---|---|---|---|---|---|---|---|---|---|---|
| 1st - FG %: | 4-14 | 28.6% | 2nd: 5-14 | 35.7% | 3rd: 7-11 | 63.6% | 4th: 7-10 | 70.0% | Game: 23-49 | 46.9% |
| 3FG %: | 0-2 | 0.0% | 1-5 | 20.0% | 1-2 | 50.0% | 2-4 | 50.0% | 4-13 | 30.8% |
| FT %: | 3-4 | 75.0% | 4-6 | 66.7% | 0-0 | 0.0% | 7-10 | 70.0% | 14-20 | 70.0% |

Deadball Rebounds 5

Officials: R:Mark Zentz, R1:Bryan Enterline, R2:Dee Kantner
Technical fouls: Tennessee-Jackson, Meme. Vanderbilt-None.
Attendance: 4771

| Score by periods | 1st | 2nd | 3rd | 4th | Total |
|---|---|---|---|---|---|
| Tennessee | 13 | 17 | 13 | 31 | **74** |
| Vanderbilt | 11 | 15 | 15 | 23 | **64** |

| Points | In Paint | Off T/O | 2nd Chance | Fast Break | Bench |
|---|---|---|---|---|---|
| UT | 36 | 13 | 13 | 6 | 12 |
| VANDY | 28 | 4 | 4 | 0 | 16 |

# 2017-18 GAME CAPSULES

## GAME 25

**Official Basketball Box Score -- Game Totals -- Final Statistics**
**Vanderbilt vs Georgia**
**2/8/18 7 p.m. ET at Stegeman Coliseum (Athens, Ga.)**

**Vanderbilt 55 • 6-19, 2-9 SEC**

| ## | Player | | Total FG-FGA | 3-Ptr FG-FGA | FT-FTA | Rebounds Off | Def | Tot | PF | TP | A | TO | Blk | Stl | Min |
|---|---|---|---|---|---|---|---|---|---|---|---|---|---|---|---|
| 24 | Newby, Autumn | f | 1-4 | 0-0 | 1-5 | 1 | 7 | 8 | 2 | 3 | 1 | 3 | 0 | 1 | 22 |
| 00 | Overbeck, Kayla | g | 10-14 | 0-0 | 1-2 | 2 | 4 | 6 | 4 | 21 | 1 | 3 | 0 | 0 | 35 |
| 02 | Hall, Chelsie | g | 2-8 | 1-2 | 0-0 | 0 | 2 | 2 | 2 | 5 | 2 | 3 | 0 | 1 | 31 |
| 10 | Walker, Cierra | g | 2-3 | 2-2 | 2-2 | 0 | 1 | 1 | 1 | 8 | 1 | 3 | 0 | 0 | 29 |
| 33 | Reed, Christa | g | 3-7 | 2-3 | 0-0 | 1 | 2 | 3 | 3 | 8 | 1 | 0 | 1 | 1 | 30 |
| 03 | Bell, Rachel | | 2-8 | 1-3 | 1-2 | 0 | 1 | 1 | 1 | 6 | 2 | 0 | 0 | 0 | 13 |
| 21 | Whalen, Erin | | 1-7 | 0-5 | 2-2 | 1 | 2 | 3 | 2 | 4 | 1 | 2 | 0 | 0 | 15 |
| 22 | Horrocks, Bree | | 0-1 | 0-0 | 0-0 | 0 | 0 | 0 | 0 | 0 | 0 | 0 | 0 | 0 | 3 |
| 30 | Carter, Lealea | | 0-0 | 0-0 | 0-0 | 0 | 0 | 0 | 0 | 0 | 0 | 1 | 0 | 0 | 5 |
| 31 | Ejiofor, Blessing | | 0-1 | 0-0 | 0-0 | 1 | 0 | 1 | 0 | 0 | 0 | 1 | 0 | 0 | 4 |
| 35 | Clemons-Green, K. | | 0-2 | 0-1 | 0-0 | 0 | 0 | 0 | 3 | 0 | 2 | 2 | 1 | 0 | 13 |
| | Team | | | | | 5 | 5 | 10 | | | 2 | | | | |
| | Totals | | 21-55 | 6-16 | 7-13 | 11 | 24 | 35 | 18 | 55 | 11 | 20 | 2 | 3 | 200 |

| | | | | | | | | | | | |
|---|---|---|---|---|---|---|---|---|---|---|---|
| 1st - FG %: | 5-14 | 35.7% | 2nd: | 5-10 | 50.0% | 3rd: | 5-15 | 33.3% | 4th: | 6-16 | 37.5% |
| 3FG %: | 0-4 | 0.0% | | 2-4 | 50.0% | | 2-3 | 66.7% | | 2-5 | 40.0% |
| FT %: | 2-3 | 66.7% | | 1-2 | 50.0% | | 0-2 | 0.0% | | 4-6 | 66.7% |

| | | | |
|---|---|---|---|
| Game: | 21-55 | 38.2% | |
| | 6-16 | 37.5% | |
| | 7-13 | 53.8% | |

Deadball Rebounds 3

**Georgia 67 • 21-3, 9-2 SEC**

| ## | Player | | Total FG-FGA | 3-Ptr FG-FGA | FT-FTA | Rebounds Off | Def | Tot | PF | TP | A | TO | Blk | Stl | Min |
|---|---|---|---|---|---|---|---|---|---|---|---|---|---|---|---|
| 04 | ROBINSON, Caliya | f | 3-14 | 0-2 | 0-0 | 2 | 9 | 11 | 4 | 6 | 0 | 2 | 1 | 0 | 21 |
| 33 | ENGRAM, Mackenzie | f | 5-9 | 1-3 | 0-0 | 0 | 4 | 4 | 1 | 11 | 0 | 2 | 0 | 3 | 27 |
| 00 | COLE, Taja | g | 3-6 | 0-1 | 5-7 | 0 | 1 | 1 | 2 | 11 | 7 | 2 | 0 | 5 | 22 |
| 12 | CLARK, Haley | g | 2-2 | 0-0 | 2-2 | 4 | 3 | 7 | 3 | 6 | 1 | 1 | 0 | 0 | 30 |
| 23 | MORRISON, Que | g | 5-6 | 0-0 | 0-0 | 1 | 5 | 6 | 0 | 10 | 2 | 1 | 0 | 1 | 25 |
| 02 | CONNALLY, Gabby | | 4-6 | 0-1 | 0-0 | 1 | 1 | 2 | 2 | 8 | 1 | 0 | 1 | 0 | 19 |
| 03 | PAUL, Stephanie | | 2-6 | 1-2 | 2-2 | 3 | 1 | 4 | 1 | 7 | 0 | 2 | 0 | 0 | 17 |
| 11 | CALDWELL, Maya | | 2-5 | 0-2 | 0-0 | 1 | 2 | 3 | 0 | 4 | 0 | 1 | 0 | 0 | 12 |
| 24 | COSTA, Simone | | 1-7 | 0-4 | 0-0 | 0 | 0 | 0 | 1 | 2 | 0 | 0 | 0 | 1 | 13 |
| 44 | BATES, Malury | | 1-3 | 0-0 | 0-0 | 0 | 0 | 0 | 0 | 2 | 0 | 1 | 3 | 0 | 11 |
| 51 | BLANARU, Bianca | | 0-0 | 0-0 | 0-0 | 0 | 0 | 0 | 2 | 0 | 0 | 1 | 0 | 0 | 3 |
| | Team | | | | | 1 | 0 | 1 | | | | 1 | | | |
| | Totals | | 28-64 | 2-15 | 9-11 | 13 | 26 | 39 | 16 | 67 | 11 | 14 | 5 | 10 | 200 |

| | | | | | | | | | | | |
|---|---|---|---|---|---|---|---|---|---|---|---|
| 1st - FG %: | 8-18 | 44.4% | 2nd: | 7-13 | 53.8% | 3rd: | 6-18 | 33.3% | 4th: | 7-15 | 46.7% |
| 3FG %: | 1-4 | 25.0% | | 0-3 | 0.0% | | 1-3 | 33.3% | | 0-5 | 0.0% |
| FT %: | 4-4 | 100.0% | | 1-1 | 100.0% | | 4-6 | 66.7% | | 0-0 | 0.0% |

| | | | |
|---|---|---|---|
| Game: | 28-64 | 43.8% | |
| | 2-15 | 13.3% | |
| | 9-11 | 81.8% | |

Deadball Rebounds 1

Officials: Tina Napier, Kevin Pethel and Kylie Galloway
Technical fouls: Vanderbilt-None. Georgia-None.
Attendance: 3490

| Score by periods | 1st | 2nd | 3rd | 4th | Total |
|---|---|---|---|---|---|
| Vanderbilt | 12 | 13 | 12 | 18 | **55** |
| Georgia | 21 | 15 | 17 | 14 | **67** |

| Points | In Paint | Off T/O | 2nd Chance | Fast Break | Bench |
|---|---|---|---|---|---|
| VANDY | 24 | 7 | 11 | 0 | 10 |
| UGA | 42 | 17 | 14 | 16 | 23 |

## GAME 26

**Official Basketball Box Score -- Game Totals -- Final Statistics**
**Vanderbilt vs Auburn**
**02/12/18 6:00 p.m. at Auburn Arena -- Auburn, Ala.**

**Vanderbilt 60 • 6-20, 2-10 SEC**

| ## | Player | | Total FG-FGA | 3-Ptr FG-FGA | FT-FTA | Rebounds Off | Def | Tot | PF | TP | A | TO | Blk | Stl | Min |
|---|---|---|---|---|---|---|---|---|---|---|---|---|---|---|---|
| 24 | Newby, Autumn | f | 2-3 | 0-0 | 1-1 | 3 | 8 | 11 | 4 | 5 | 1 | 2 | 1 | 0 | 27 |
| 00 | Overbeck, Kayla | g | 3-4 | 0-0 | 5-6 | 0 | 4 | 4 | 5 | 11 | 1 | 4 | 0 | 0 | 31 |
| 02 | Hall, Chelsie | g | 2-4 | 1-2 | 1-4 | 0 | 5 | 5 | 2 | 6 | 6 | 5 | 0 | 0 | 31 |
| 10 | Walker, Cierra | g | 2-11 | 2-8 | 2-2 | 0 | 6 | 6 | 1 | 8 | 3 | 3 | 0 | 0 | 36 |
| 33 | Reed, Christa | g | 4-7 | 3-6 | 4-4 | 0 | 7 | 7 | 3 | 15 | 0 | 4 | 0 | 1 | 28 |
| 03 | Bell, Rachel | | 0-1 | 0-1 | 0-0 | 0 | 0 | 0 | 0 | 0 | 0 | 2 | 0 | 0 | 6 |
| 21 | Whalen, Erin | | 3-8 | 2-6 | 2-2 | 0 | 0 | 0 | 2 | 10 | 2 | 3 | 0 | 1 | 23 |
| 22 | Horrocks, Bree | | 1-2 | 0-0 | 0-0 | 1 | 0 | 1 | 0 | 2 | 0 | 0 | 0 | 0 | 6 |
| 35 | Clemons-Green, K. | | 1-3 | 1-3 | 0-0 | 0 | 0 | 0 | 0 | 3 | 1 | 1 | 0 | 0 | 12 |
| | Team | | | | | 1 | 4 | 5 | | | | | | | |
| | Totals | | 18-43 | 9-26 | 15-19 | 5 | 34 | 39 | 17 | 60 | 14 | 24 | 1 | 2 | 200 |

| | | | | | | | | | | | |
|---|---|---|---|---|---|---|---|---|---|---|---|
| 1st - FG %: | 4-10 | 40.0% | 2nd: | 5-12 | 41.7% | 3rd: | 5-11 | 45.5% | 4th: | 4-10 | 40.0% |
| 3FG %: | 1-5 | 20.0% | | 2-7 | 28.6% | | 4-9 | 44.4% | | 2-5 | 40.0% |
| FT %: | 3-3 | 100.0% | | 0-2 | 0.0% | | 5-6 | 83.3% | | 7-8 | 87.5% |

| | | | |
|---|---|---|---|
| Game: | 18-43 | 41.9% | |
| | 9-26 | 34.6% | |
| | 15-19 | 78.9% | |

Deadball Rebounds 4,2

**Auburn 63 • 13-11, 4-8 SEC**

| ## | Player | | Total FG-FGA | 3-Ptr FG-FGA | FT-FTA | Rebounds Off | Def | Tot | PF | TP | A | TO | Blk | Stl | Min |
|---|---|---|---|---|---|---|---|---|---|---|---|---|---|---|---|
| 04 | Jackson,Abigayle | f | 3-7 | 1-5 | 0-0 | 0 | 1 | 1 | 1 | 7 | 0 | 0 | 1 | 1 | 18 |
| 15 | Jones,Jazmine | f | 2-4 | 0-0 | 1-2 | 3 | 3 | 6 | 3 | 5 | 2 | 1 | 0 | 1 | 26 |
| 20 | Thompson,Unique | f | 6-13 | 0-0 | 4-4 | 3 | 6 | 9 | 2 | 16 | 0 | 1 | 0 | 1 | 35 |
| 00 | Alexander,Daisa | g | 4-11 | 1-5 | 3-4 | 1 | 0 | 1 | 2 | 12 | 0 | 2 | 0 | 2 | 21 |
| 33 | McKay,Janiah | g | 5-15 | 0-1 | 1-2 | 0 | 2 | 2 | 1 | 11 | 5 | 2 | 0 | 1 | 34 |
| 03 | Sanders,Erica | | 0-1 | 0-0 | 0-0 | 1 | 0 | 1 | 4 | 0 | 2 | 1 | 0 | 2 | 15 |
| 05 | Jones,Emari | | 1-7 | 0-5 | 2-4 | 2 | 2 | 4 | 1 | 4 | 1 | 0 | 0 | 0 | 20 |
| 14 | Lewis,Tiffany | | 3-9 | 2-5 | 0-0 | 0 | 3 | 3 | 3 | 8 | 0 | 1 | 0 | 2 | 25 |
| 23 | Jones,Jessica | | 0-1 | 0-0 | 0-0 | 0 | 1 | 1 | 2 | 0 | 0 | 0 | 0 | 0 | 6 |
| | Team | | | | | 1 | 1 | 2 | | | | | | | |
| | Totals | | 24-68 | 4-21 | 11-16 | 11 | 19 | 30 | 19 | 63 | 10 | 8 | 1 | 10 | 200 |

| | | | | | | | | | | | |
|---|---|---|---|---|---|---|---|---|---|---|---|
| 1st - FG %: | 8-19 | 42.1% | 2nd: | 10-19 | 52.6% | 3rd: | 2-16 | 12.5% | 4th: | 4-14 | 28.6% |
| 3FG %: | 2-7 | 28.6% | | 1-4 | 25.0% | | 0-5 | 0.0% | | 1-5 | 20.0% |
| FT %: | 2-2 | 100.0% | | 0-0 | 0.0% | | 4-6 | 66.7% | | 5-8 | 62.5% |

| | | | |
|---|---|---|---|
| Game: | 24-68 | 35.3% | |
| | 4-21 | 19.0% | |
| | 11-16 | 68.8% | |

Deadball Rebounds 2,1

Officials: Felicia Grinter, Mark Zentz, Gina Cross
Technical fouls: Vanderbilt-None. Auburn-None.
Attendance: 1758

| Score by periods | 1st | 2nd | 3rd | 4th | Total |
|---|---|---|---|---|---|
| Vanderbilt | 12 | 12 | 19 | 17 | **60** |
| Auburn | 20 | 21 | 8 | 14 | **63** |

| Points | In Paint | Off T/O | 2nd Chance | Fast Break | Bench |
|---|---|---|---|---|---|
| VANDY | 14 | 0 | 8 | 2 | 15 |
| AU | 20 | 21 | 6 | 12 | 12 |

## GAME 27

**Official Basketball Box Score -- Game Totals -- Final Statistics**
**Mississippi State vs Vanderbilt**
**02/15/18 7:30 PM at Nashville, Tenn. (Memorial Gym)**

**Mississippi State 95 • 27-0, 13-0 SEC**

| ## | Player | | Total FG-FGA | 3-Ptr FG-FGA | FT-FTA | Rebounds Off | Def | Tot | PF | TP | A | TO | Blk | Stl | Min |
|---|---|---|---|---|---|---|---|---|---|---|---|---|---|---|---|
| 15 | Teaira McCowan | c | 8-12 | 0-0 | 3-4 | 7 | 4 | 11 | 0 | 19 | 0 | 1 | 0 | 0 | 24 |
| 01 | Blair Schaefer | g | 4-7 | 4-7 | 0-0 | 0 | 1 | 1 | 0 | 12 | 0 | 0 | 0 | 0 | 25 |
| 02 | Morgan William | g | 1-5 | 0-1 | 2-2 | 3 | 0 | 3 | 1 | 4 | 9 | 1 | 0 | 0 | 25 |
| 11 | Roshunda Johnson | g | 4-8 | 3-7 | 2-2 | 2 | 3 | 5 | 0 | 13 | 3 | 1 | 0 | 5 | 28 |
| 35 | Victoria Vivians | g | 8-16 | 2-6 | 1-1 | 1 | 3 | 4 | 1 | 19 | 2 | 3 | 0 | 1 | 31 |
| 10 | Jazzmun Holmes | | 3-4 | 0-0 | 0-0 | 0 | 1 | 1 | 2 | 6 | 1 | 1 | 0 | 5 | 14 |
| 20 | Nyah Tate | | 0-0 | 0-0 | 0-0 | 0 | 0 | 0 | 1 | 0 | 0 | 0 | 0 | 1 | 2 |
| 23 | Bre'Amber Scott | | 1-2 | 0-1 | 0-0 | 1 | 0 | 1 | 1 | 2 | 0 | 2 | 0 | 1 | 6 |
| 24 | Jordan Danberry | | 5-8 | 0-0 | 0-1 | 1 | 0 | 1 | 1 | 10 | 1 | 0 | 0 | 1 | 13 |
| 25 | Zion Campbell | | 0-0 | 0-0 | 1-2 | 0 | 3 | 3 | 1 | 1 | 0 | 1 | 1 | 2 | 15 |
| 55 | Chloe Bibby | | 3-6 | 1-3 | 2-2 | 1 | 1 | 2 | 0 | 9 | 0 | 0 | 0 | 0 | 17 |
| | Team | | | | | 1 | 1 | 2 | | | | | | | |
| | Totals | | 37-68 | 10-25 | 11-14 | 17 | 17 | 34 | 8 | 95 | 16 | 10 | 1 | 16 | 200 |

| | | | | | | | | | | | |
|---|---|---|---|---|---|---|---|---|---|---|---|
| 1st - FG %: | 10-17 | 58.8% | 2nd: | 9-20 | 45.0% | 3rd: | 10-15 | 66.7% | 4th: | 8-16 | 50.0% |
| 3FG %: | 4-6 | 66.7% | | 4-10 | 40.0% | | 2-6 | 33.3% | | 0-3 | 0.0% |
| FT %: | 2-3 | 66.7% | | 2-2 | 100.0% | | 4-4 | 100.0% | | 3-5 | 60.0% |

| | | | |
|---|---|---|---|
| Game: | 37-68 | 54.4% | |
| | 10-25 | 40.0% | |
| | 11-14 | 78.6% | |

Deadball Rebounds 2

**Vanderbilt 50 • 6-21, 2-11**

| ## | Player | | Total FG-FGA | 3-Ptr FG-FGA | FT-FTA | Rebounds Off | Def | Tot | PF | TP | A | TO | Blk | Stl | Min |
|---|---|---|---|---|---|---|---|---|---|---|---|---|---|---|---|
| 24 | Newby, Autumn | f | 1-2 | 0-0 | 0-0 | 1 | 1 | 2 | 2 | 2 | 2 | 2 | 0 | 0 | 27 |
| 00 | Overbeck, Kayla | g | 6-7 | 0-0 | 0-0 | 0 | 3 | 3 | 3 | 12 | 0 | 1 | 2 | 0 | 24 |
| 02 | Hall, Chelsie | g | 3-8 | 0-0 | 0-2 | 1 | 1 | 2 | 2 | 6 | 4 | 5 | 0 | 1 | 30 |
| 10 | Walker, Cierra | g | 1-3 | 1-2 | 2-2 | 0 | 3 | 3 | 1 | 5 | 2 | 3 | 0 | 0 | 25 |
| 33 | Reed, Christa | g | 6-8 | 2-3 | 0-0 | 1 | 3 | 4 | 4 | 14 | 1 | 2 | 0 | 2 | 34 |
| 03 | Bell, Rachel | | 2-5 | 1-3 | 0-0 | 0 | 0 | 0 | 0 | 5 | 0 | 1 | 0 | 0 | 12 |
| 21 | Whalen, Erin | | 2-8 | 0-4 | 0-0 | 1 | 1 | 2 | 2 | 4 | 1 | 3 | 1 | 0 | 17 |
| 22 | Horrocks, Bree | | 0-0 | 0-0 | 0-0 | 0 | 0 | 0 | 0 | 0 | 0 | 0 | 0 | 0 | 3 |
| 31 | Ejiofor, Blessing | | 0-0 | 0-0 | 0-0 | 1 | 0 | 1 | 0 | 0 | 0 | 0 | 0 | 0 | 2 |
| 35 | Clemons-Green, K. | | 1-2 | 0-0 | 0-0 | 0 | 2 | 2 | 2 | 2 | 4 | 8 | 0 | 0 | 22 |
| 41 | Warren, Paige | | 0-0 | 0-0 | 0-0 | 0 | 0 | 0 | 0 | 0 | 0 | 0 | 0 | 0 | 4 |
| | Team | | | | | 0 | 1 | 1 | | | | 1 | | | |
| | Totals | | 22-43 | 4-12 | 2-4 | 5 | 15 | 20 | 16 | 50 | 14 | 26 | 3 | 3 | 200 |

| | | | | | | | | | | | |
|---|---|---|---|---|---|---|---|---|---|---|---|
| 1st - FG %: | 5-11 | 45.5% | 2nd: | 6-10 | 60.0% | 3rd: | 6-10 | 60.0% | 4th: | 5-12 | 41.7% |
| 3FG %: | 1-4 | 25.0% | | 3-4 | 75.0% | | 0-0 | 0.0% | | 0-4 | 0.0% |
| FT %: | 0-0 | 0.0% | | 0-0 | 0.0% | | 0-0 | 0.0% | | 2-4 | 50.0% |

| | | | |
|---|---|---|---|
| Game: | 22-43 | 51.2% | |
| | 4-12 | 33.3% | |
| | 2-4 | 50.0% | |

Deadball Rebounds 1

Officials: R:Beverly Roberts: U1:Scott Yarbrough, U2:Douglas Knight
Technical fouls: Mississippi State-None. Vanderbilt-None.
Attendance: 2876

| Score by periods | 1st | 2nd | 3rd | 4th | Total |
|---|---|---|---|---|---|
| Mississippi State | 26 | 24 | 26 | 19 | **95** |
| Vanderbilt | 11 | 15 | 12 | 12 | **50** |

| Points | In Paint | Off T/O | 2nd Chance | Fast Break | Bench |
|---|---|---|---|---|---|
| MS | 44 | 34 | 16 | 6 | 28 |
| VANDY | 30 | 8 | 2 | 6 | 11 |

## GAME 28

**Official Basketball Box Score -- Game Totals -- Final Statistics**
**Vanderbilt vs Florida**
**02/18/18 1 pm ET at Gainesville, FL * Exactech Arena**

**Vanderbilt 71 • 6-22, 2-12 SEC**

| ## | Player | | Total FG-FGA | 3-Ptr FG-FGA | FT-FTA | Rebounds Off | Def | Tot | PF | TP | A | TO | Blk | Stl | Min |
|---|---|---|---|---|---|---|---|---|---|---|---|---|---|---|---|
| 24 | Newby, Autumn | f | 1-3 | 0-0 | 0-0 | 3 | 5 | 8 | 3 | 2 | 0 | 1 | 0 | 0 | 18 |
| 00 | Overbeck, Kayla | g | 1-9 | 0-0 | 1-2 | 1 | 8 | 9 | 3 | 3 | 2 | 1 | 0 | 0 | 27 |
| 02 | Hall, Chelsie | g | 6-10 | 1-2 | 3-3 | 0 | 2 | 2 | 2 | 16 | 2 | 2 | 0 | 0 | 34 |
| 10 | Walker, Cierra | g | 1-7 | 0-5 | 1-2 | 0 | 2 | 2 | 0 | 3 | 3 | 0 | 0 | 0 | 25 |
| 33 | Reed, Christa | g | 3-12 | 1-9 | 0-0 | 0 | 3 | 3 | 3 | 7 | 1 | 2 | 0 | 2 | 25 |
| 03 | Bell, Rachel | | 10-17 | 2-6 | 0-0 | 0 | 0 | 0 | 1 | 22 | 2 | 1 | 1 | 2 | 34 |
| 21 | Whalen, Erin | | 2-6 | 2-4 | 0-0 | 0 | 0 | 0 | 2 | 6 | 0 | 1 | 0 | 1 | 7 |
| 22 | Horrocks, Bree | | 0-0 | 0-0 | 0-0 | 0 | 0 | 0 | 0 | 0 | 0 | 0 | 0 | 0 | 7 |
| 30 | Carter, Lealea | | 3-3 | 0-0 | 2-2 | 0 | 1 | 1 | 1 | 8 | 1 | 0 | 0 | 1 | 10 |
| 31 | Ejiofor, Blessing | | 0-0 | 0-0 | 0-0 | 0 | 0 | 0 | 1 | 0 | 0 | 0 | 2 | 0 | 2 |
| 35 | Clemons-Green, K. | | 1-2 | 1-2 | 1-2 | 1 | 1 | 2 | 3 | 4 | 3 | 0 | 0 | 1 | 11 |
| | Team | | | | | 1 | 1 | 2 | | | | | | | |
| | Totals | | 28-69 | 7-28 | 8-11 | 6 | 23 | 29 | 19 | 71 | 14 | 10 | 1 | 7 | 200 |

| | | | | | | | | | | | |
|---|---|---|---|---|---|---|---|---|---|---|---|
| 1st - FG %: | 6-15 | 40.0% | 2nd: | 6-13 | 46.2% | 3rd: | 7-16 | 43.8% | 4th: | 9-25 | 36.0% |
| 3FG %: | 2-6 | 33.3% | | 2-6 | 33.3% | | 1-4 | 25.0% | | 2-12 | 16.7% |
| FT %: | 0-0 | 0.0% | | 2-3 | 66.7% | | 5-6 | 83.3% | | 1-2 | 50.0% |

| | | | |
|---|---|---|---|
| Game: | 28-69 | 40.6% | |
| | 7-28 | 25.0% | |
| | 8-11 | 72.7% | |

Deadball Rebounds 2

**Florida 88 • 11-16, 3-11 SEC**

| ## | Player | | Total FG-FGA | 3-Ptr FG-FGA | FT-FTA | Rebounds Off | Def | Tot | PF | TP | A | TO | Blk | Stl | Min |
|---|---|---|---|---|---|---|---|---|---|---|---|---|---|---|---|
| 12 | Hersler,Paulina | f | 6-13 | 2-6 | 2-3 | 1 | 6 | 7 | 1 | 16 | 1 | 1 | 0 | 1 | 31 |
| 44 | Lorenzen,Haley | f | 7-16 | 0-3 | 4-4 | 3 | 8 | 11 | 1 | 18 | 2 | 1 | 0 | 0 | 30 |
| 00 | Washington,Delicia | g | 4-9 | 1-3 | 0-0 | 2 | 7 | 9 | 3 | 9 | 8 | 3 | 0 | 3 | 25 |
| 03 | Nakkasoglu,Funda | g | 8-16 | 7-13 | 2-6 | 1 | 1 | 2 | 3 | 25 | 2 | 3 | 0 | 0 | 38 |
| 11 | Anderson,Dyandria | g | 6-9 | 2-5 | 2-2 | 2 | 4 | 6 | 2 | 16 | 4 | 0 | 0 | 1 | 34 |
| 01 | Johnson,Tameria | | 0-0 | 0-0 | 0-0 | 0 | 2 | 2 | 3 | 0 | 2 | 5 | 0 | 0 | 22 |
| 23 | Thomas,Jalaysha | | 1-1 | 0-0 | 0-0 | 2 | 2 | 4 | 0 | 2 | 0 | 3 | 0 | 0 | 7 |
| 24 | Hayes,Mikayla | | 1-1 | 0-0 | 0-0 | 1 | 4 | 5 | 0 | 2 | 0 | 1 | 0 | 0 | 11 |
| 55 | Brower,Stephanie | | 0-0 | 0-0 | 0-2 | 0 | 0 | 0 | 0 | 0 | 1 | 0 | 0 | 0 | 2 |
| | Team | | | | | 0 | 2 | 2 | | | | | | | |
| | Totals | | 33-65 | 12-30 | 10-17 | 12 | 36 | 48 | 13 | 88 | 20 | 17 | 0 | 5 | 200 |

| | | | | | | | | | | | |
|---|---|---|---|---|---|---|---|---|---|---|---|
| 1st - FG %: | 8-12 | 66.7% | 2nd: | 10-22 | 45.5% | 3rd: | 10-19 | 52.6% | 4th: | 5-12 | 41.7% |
| 3FG %: | 4-7 | 57.1% | | 2-10 | 20.0% | | 4-8 | 50.0% | | 2-5 | 40.0% |
| FT %: | 1-4 | 25.0% | | 0-0 | 0.0% | | 5-5 | 100.0% | | 4-8 | 50.0% |

| | | | |
|---|---|---|---|
| Game: | 33-65 | 50.8% | |
| | 12-30 | 40.0% | |
| | 10-17 | 58.8% | |

Deadball Rebounds 4

Officials: Luis Gonzalez, Eric Koch, Kelly Johnson
Technical fouls: Vanderbilt-None. Florida-None.
Attendance: 2007

| Score by periods | 1st | 2nd | 3rd | 4th | Total |
|---|---|---|---|---|---|
| Vanderbilt | 14 | 16 | 20 | 21 | **71** |
| Florida | 21 | 22 | 29 | 16 | **88** |

| Points | In Paint | Off T/O | 2nd Chance | Fast Break | Bench |
|---|---|---|---|---|---|
| VANDY | 24 | 17 | 6 | 2 | 40 |
| UF | 26 | 11 | 16 | 6 | 4 |

# 2017-18 GAME CAPSULES

## GAME 29

**Official Basketball Box Score -- Game Totals -- Final Statistics**
**Vanderbilt vs No. 11 Mizzou**
**02/22/18 7 p.m. at Mizzou Arena**

**Vanderbilt 68 • 6-23 (2-13)**

| ## | Player | | Total FG-FGA | 3-Ptr FG-FGA | FT-FTA | Rebounds Off | Def | Tot | PF | TP | A | TO | Blk | Stl | Min |
|---|---|---|---|---|---|---|---|---|---|---|---|---|---|---|---|
| 00 | Overbeck, Kayla | * | 3-6 | 0-0 | 3-5 | 1 | 4 | 5 | 3 | 9 | 1 | 2 | 0 | 0 | 27 |
| 02 | Hall, Chelsie | * | 4-9 | 0-0 | 2-2 | 0 | 3 | 3 | 0 | 10 | 4 | 4 | 0 | 2 | 40 |
| 10 | Walker, Cierra | * | 5-11 | 5-8 | 2-2 | 0 | 2 | 2 | 0 | 17 | 2 | 0 | 0 | 0 | 38 |
| 24 | Newby, Autumn | * | 1-1 | 0-0 | 1-2 | 0 | 4 | 4 | 5 | 3 | 2 | 4 | 0 | 2 | 25 |
| 33 | Reed, Christa | * | 1-1 | 1-1 | 0-0 | 0 | 0 | 0 | 1 | 3 | 0 | 3 | 0 | 1 | 13 |
| 03 | Bell, Rachel | | 7-16 | 2-7 | 0-0 | 0 | 2 | 2 | 2 | 16 | 2 | 1 | 0 | 1 | 29 |
| 21 | Whalen, Erin | | 2-6 | 2-5 | 0-0 | 0 | 1 | 1 | 1 | 6 | 2 | 0 | 0 | 2 | 16 |
| 30 | Carter, Lealea | | 1-2 | 0-1 | 0-0 | 0 | 0 | 0 | 0 | 2 | 0 | 0 | 0 | 0 | 5 |
| 31 | Ejiofor, Blessing | | 1-1 | 0-0 | 0-0 | 0 | 1 | 1 | 1 | 2 | 0 | 0 | 1 | 1 | 7 |
| | Team | | | | | 0 | 1 | 1 | | | | | | | |
| | Totals | | 25-53 | 10-22 | 8-11 | 1 | 18 | 19 | 13 | 68 | 13 | 14 | 1 | 9 | 200 |

| | | | | | | | | | | | | |
|---|---|---|---|---|---|---|---|---|---|---|---|---|
| 1st - FG %: | 7-13 | 53.8% | 2nd: 6-12 | 50.0% | 3rd: 6-11 | 54.5% | 4th: 6-17 | 35.3% | Game: 25-53 | 47.2% | Deadball | |
| 3FG %: | 3-6 | 50.0% | 2-3 | 66.7% | 2-4 | 50.0% | 3-9 | 33.3% | 10-22 | 45.5% | Rebounds | |
| FT %: | 0-0 | 0.0% | 2-2 | 100.0% | 2-4 | 50.0% | 4-5 | 80.0% | 8-11 | 72.7% | 1 | |

**No. 11 Mizzou 83 • 23-5 (11-4)**

| ## | Player | | Total FG-FGA | 3-Ptr FG-FGA | FT-FTA | Rebounds Off | Def | Tot | PF | TP | A | TO | Blk | Stl | Min |
|---|---|---|---|---|---|---|---|---|---|---|---|---|---|---|---|
| 03 | CUNNINGHAM, Sophie | * | 6-13 | 2-5 | 0-2 | 0 | 3 | 3 | 3 | 14 | 1 | 1 | 0 | 0 | 36 |
| 05 | ALDRIDGE, Lauren | * | 5-8 | 5-8 | 0-0 | 1 | 1 | 2 | 1 | 15 | 6 | 3 | 0 | 1 | 32 |
| 21 | PORTER, Cierra | * | 3-7 | 0-1 | 1-4 | 1 | 3 | 4 | 3 | 7 | 3 | 5 | 0 | 1 | 20 |
| 22 | FRERICKS, Jordan | * | 8-10 | 0-0 | 0-0 | 8 | 4 | 12 | 1 | 16 | 9 | 2 | 0 | 2 | 32 |
| 23 | SMITH, Amber | * | 7-12 | 5-7 | 0-0 | 1 | 4 | 5 | 0 | 19 | 0 | 2 | 0 | 0 | 23 |
| 02 | ROUNDTREE, Jordan | | 1-3 | 0-2 | 0-0 | 2 | 1 | 3 | 1 | 2 | 0 | 2 | 0 | 0 | 13 |
| 10 | GREEN, Nadia | | 0-1 | 0-1 | 0-0 | 0 | 0 | 0 | 0 | 0 | 0 | 0 | 0 | 0 | 1 |
| 13 | SCHUCHTS, Hannah | | 0-0 | 0-0 | 0-0 | 0 | 0 | 0 | 0 | 0 | 0 | 0 | 0 | 0 | 4 |
| 20 | MICHAEL, Kayla | | 2-5 | 0-1 | 0-0 | 1 | 6 | 7 | 1 | 4 | 2 | 3 | 3 | 1 | 21 |
| 24 | CHAVIS, Jordan | | 2-5 | 2-4 | 0-0 | 0 | 1 | 1 | 1 | 6 | 3 | 0 | 0 | 1 | 16 |
| 34 | TAHANE, Emmanuelle | | 0-0 | 0-0 | 0-0 | 1 | 1 | 2 | 0 | 0 | 0 | 0 | 0 | 0 | 2 |
| | Team | | | | | 0 | 4 | 4 | | | | | | | |
| | Totals | | 34-64 | 14-29 | 1-6 | 15 | 28 | 43 | 11 | 83 | 24 | 18 | 3 | 6 | 200 |

| | | | | | | | | | | | | |
|---|---|---|---|---|---|---|---|---|---|---|---|---|
| 1st - FG %: | 14-19 | 73.7% | 2nd: 6-14 | 42.9% | 3rd: 8-12 | 66.7% | 4th: 6-19 | 31.6% | Game: 34-64 | 53.1% | Deadball | |
| 3FG %: | 7-10 | 70.0% | 2-7 | 28.6% | 3-4 | 75.0% | 2-8 | 25.0% | 14-29 | 48.3% | Rebounds | |
| FT %: | 0-2 | 0.0% | 1-4 | 25.0% | 0-0 | 0.0% | 0-0 | 0.0% | 1-6 | 16.7% | 2,1 | |

Officials: Denise Brooks, Frank Steratore, Ed Sidlasky
Technical fouls: Vanderbilt-None. No. 11 Mizzou-None.
Attendance: 4123

| Score by periods | 1st | 2nd | 3rd | 4th | Total |
|---|---|---|---|---|---|
| Vanderbilt | 17 | 16 | 16 | 19 | **68** |
| No. 11 Mizzou | 35 | 15 | 19 | 14 | **83** |

| Points | In Paint | Off T/O | 2nd Chance | Fast Break | Bench |
|---|---|---|---|---|---|
| VANDY | 22 | 19 | 3 | 8 | 26 |
| MU-W | 40 | 25 | 18 | 8 | 12 |

## GAME 30

**Official Basketball Box Score -- Game Totals -- Final Statistics**
**Arkansas vs Vanderbilt**
**02/25/18 2 PM at Nashville, Tenn. (Memorial Gym)**

**Arkansas 73 • 12-17, 3-13**

| ## | Player | | Total FG-FGA | 3-Ptr FG-FGA | FT-FTA | Rebounds Off | Def | Tot | PF | TP | A | TO | Blk | Stl | Min |
|---|---|---|---|---|---|---|---|---|---|---|---|---|---|---|---|
| 10 | WILLIAMS, Kiara | f | 7-9 | 0-0 | 1-2 | 2 | 3 | 5 | 1 | 15 | 0 | 3 | 0 | 1 | 23 |
| 22 | ZIMMERMAN, Bailey | f | 1-4 | 1-4 | 0-0 | 2 | 1 | 3 | 2 | 3 | 2 | 0 | 0 | 0 | 24 |
| 03 | MONK, Malica | g | 6-21 | 1-8 | 4-6 | 0 | 4 | 4 | 2 | 17 | 8 | 3 | 0 | 2 | 40 |
| 14 | MASON, Jailyn | g | 6-13 | 2-6 | 0-0 | 0 | 5 | 5 | 3 | 14 | 3 | 1 | 0 | 0 | 39 |
| 21 | COSPER, Devin | g | 5-18 | 3-14 | 0-1 | 0 | 6 | 6 | 3 | 13 | 1 | 2 | 0 | 3 | 33 |
| 01 | NORTHCROSS-BAKER, | | 2-4 | 2-4 | 0-0 | 0 | 1 | 1 | 4 | 6 | 1 | 1 | 0 | 0 | 20 |
| 04 | SWENSON, Keiryn | | 0-0 | 0-0 | 0-0 | 0 | 1 | 1 | 0 | 0 | 0 | 0 | 0 | 0 | 4 |
| 24 | THOMAS,Taylah | | 2-2 | 0-0 | 1-2 | 3 | 1 | 4 | 0 | 5 | 0 | 1 | 1 | 0 | 17 |
| | Team | | | | | 1 | 0 | 1 | | | | | | | |
| | Totals | | 29-71 | 9-36 | 6-11 | 8 | 22 | 30 | 15 | 73 | 15 | 11 | 1 | 6 | 200 |

| | | | | | | | | | | | | |
|---|---|---|---|---|---|---|---|---|---|---|---|---|
| 1st - FG %: | 9-20 | 45.0% | 2nd: 6-14 | 42.9% | 3rd: 4-15 | 26.7% | 4th: 10-22 | 45.5% | Game: 29-71 | 40.8% | Deadball | |
| 3FG %: | 2-10 | 20.0% | 2-6 | 33.3% | 1-8 | 12.5% | 4-12 | 33.3% | 9-36 | 25.0% | Rebounds | |
| FT %: | 0-0 | 0.0% | 2-5 | 40.0% | 3-4 | 75.0% | 1-2 | 50.0% | 6-11 | 54.5% | 4 | |

**Vanderbilt 78 • 7-23, 3-13**

| ## | Player | | Total FG-FGA | 3-Ptr FG-FGA | FT-FTA | Rebounds Off | Def | Tot | PF | TP | A | TO | Blk | Stl | Min |
|---|---|---|---|---|---|---|---|---|---|---|---|---|---|---|---|
| 24 | Newby, Autumn | f | 3-7 | 0-0 | 1-2 | 4 | 9 | 13 | 3 | 7 | 3 | 1 | 0 | 0 | 22 |
| 00 | Overbeck, Kayla | g | 9-16 | 0-0 | 6-7 | 2 | 7 | 9 | 1 | 24 | 0 | 6 | 0 | 1 | 35 |
| 02 | Hall, Chelsie | g | 1-5 | 0-2 | 0-0 | 1 | 1 | 2 | 2 | 2 | 2 | 2 | 0 | 0 | 16 |
| 10 | Walker, Cierra | g | 2-8 | 1-6 | 4-4 | 1 | 4 | 5 | 1 | 9 | 3 | 0 | 0 | 0 | 36 |
| 33 | Reed, Christa | g | 4-9 | 1-4 | 2-2 | 0 | 4 | 4 | 2 | 11 | 0 | 2 | 0 | 0 | 32 |
| 03 | Bell, Rachel | | 4-7 | 2-4 | 0-0 | 0 | 3 | 3 | 2 | 10 | 1 | 2 | 1 | 2 | 18 |
| 12 | Dancy, Myka | | 0-0 | 0-0 | 0-0 | 0 | 0 | 0 | 0 | 0 | 0 | 0 | 0 | 0 | 0+ |
| 21 | Whalen, Erin | | 4-10 | 3-7 | 2-2 | 1 | 1 | 2 | 0 | 13 | 3 | 3 | 0 | 0 | 20 |
| 35 | Clemons-Green, K. | | 1-3 | 0-1 | 0-0 | 1 | 4 | 5 | 2 | 2 | 4 | 3 | 0 | 2 | 21 |
| | Team | | | | | 5 | 2 | 7 | | | | 2 | | | |
| | Totals | | 28-65 | 7-24 | 15-17 | 15 | 35 | 50 | 13 | 78 | 16 | 21 | 1 | 5 | 200 |

| | | | | | | | | | | | | |
|---|---|---|---|---|---|---|---|---|---|---|---|---|
| 1st - FG %: | 7-20 | 35.0% | 2nd: 6-12 | 50.0% | 3rd: 7-16 | 43.8% | 4th: 8-17 | 47.1% | Game: 28-65 | 43.1% | Deadball | |
| 3FG %: | 2-6 | 33.3% | 1-5 | 20.0% | 1-6 | 16.7% | 3-7 | 42.9% | 7-24 | 29.2% | Rebounds | |
| FT %: | 3-4 | 75.0% | 0-0 | 0.0% | 2-2 | 100.0% | 10-11 | 90.9% | 15-17 | 88.2% | 2 | |

Officials: R:Amy Bonner, U1:Gina Cross, U2: Troy Winders
Technical fouls: Arkansas-MONK, Malica. Vanderbilt-Clemons-Green, K..
Attendance: 4160

| Score by periods | 1st | 2nd | 3rd | 4th | Total |
|---|---|---|---|---|---|
| Arkansas | 20 | 16 | 12 | 25 | **73** |
| Vanderbilt | 19 | 13 | 17 | 29 | **78** |

| Points | In Paint | Off T/O | 2nd Chance | Fast Break | Bench |
|---|---|---|---|---|---|
| AR | 30 | 21 | 9 | 6 | 11 |
| VANDY | 34 | 12 | 18 | 5 | 25 |

## GAME 31

**Official Basketball Box Score -- Game Totals -- Final Statistics**
**ARKANSAS vs VANDERBILT**
**02/28/18 11 AM CST at BRIDGESTONE ARENA - NASHVILLE, TN**

**ARKANSAS 88 • 13-17**

| ## | Player | | Total FG-FGA | 3-Ptr FG-FGA | FT-FTA | Rebounds Off | Def | Tot | PF | TP | A | TO | Blk | Stl | Min |
|---|---|---|---|---|---|---|---|---|---|---|---|---|---|---|---|
| 10 | Williams, Kiara | f | 11-13 | 0-0 | 3-3 | 4 | 6 | 10 | 4 | 25 | 0 | 2 | 1 | 2 | 32 |
| 22 | Zimmerman, Bailey | f | 1-3 | 1-2 | 1-2 | 0 | 2 | 2 | 1 | 4 | 1 | 1 | 0 | 0 | 17 |
| 03 | Monk, Malica | g | 7-16 | 3-5 | 3-3 | 0 | 1 | 1 | 4 | 20 | 7 | 1 | 0 | 3 | 36 |
| 14 | Mason, Jailyn | g | 6-13 | 2-5 | 0-0 | 1 | 6 | 7 | 0 | 14 | 5 | 2 | 1 | 1 | 40 |
| 21 | Cosper, Devin | g | 4-14 | 2-8 | 3-4 | 1 | 3 | 4 | 2 | 13 | 5 | 0 | 0 | 3 | 36 |
| 01 | Northcross-Baker, Ra | | 4-13 | 4-12 | 0-0 | 2 | 4 | 6 | 1 | 12 | 7 | 0 | 0 | 0 | 27 |
| 04 | Swenson, Keiryn | | 0-1 | 0-1 | 0-0 | 0 | 0 | 0 | 0 | 0 | 0 | 0 | 0 | 0 | 4 |
| 24 | Thomas,Taylah | | 0-1 | 0-0 | 0-2 | 3 | 2 | 5 | 2 | 0 | 0 | 0 | 0 | 0 | 8 |
| | Team | | | | | 0 | 1 | 1 | | | | | | | |
| | Totals | | 33-74 | 12-33 | 10-14 | 11 | 25 | 36 | 14 | 88 | 25 | 6 | 2 | 9 | 200 |

| | | | | | | | | | | | | |
|---|---|---|---|---|---|---|---|---|---|---|---|---|
| 1st - FG %: | 5-21 | 23.8% | 2nd: 10-16 | 62.5% | 3rd: 10-22 | 45.5% | 4th: 8-15 | 53.3% | Game: 33-74 | 44.6% | Deadball | |
| 3FG %: | 2-9 | 22.2% | 1-4 | 25.0% | 4-10 | 40.0% | 5-10 | 50.0% | 12-33 | 36.4% | Rebounds | |
| FT %: | 1-4 | 25.0% | 3-3 | 100.0% | 5-5 | 100.0% | 1-2 | 50.0% | 10-14 | 71.4% | 3 | |

**VANDERBILT 76 • 7-24**

| ## | Player | | Total FG-FGA | 3-Ptr FG-FGA | FT-FTA | Rebounds Off | Def | Tot | PF | TP | A | TO | Blk | Stl | Min |
|---|---|---|---|---|---|---|---|---|---|---|---|---|---|---|---|
| 00 | Overbeck, Kayla | f | 7-8 | 0-0 | 2-2 | 3 | 11 | 14 | 4 | 16 | 3 | 3 | 0 | 1 | 30 |
| 24 | Newby, Autumn | f | 2-4 | 0-0 | 0-0 | 0 | 2 | 2 | 3 | 4 | 0 | 2 | 0 | 0 | 17 |
| 02 | Hall, Chelsie | g | 2-6 | 2-4 | 0-0 | 2 | 3 | 5 | 2 | 6 | 5 | 3 | 0 | 0 | 27 |
| 10 | Walker, Cierra | g | 3-9 | 3-8 | 0-0 | 0 | 1 | 1 | 0 | 9 | 2 | 2 | 0 | 0 | 33 |
| 33 | Reed, Christa | g | 4-10 | 1-4 | 7-7 | 2 | 7 | 9 | 4 | 16 | 2 | 3 | 0 | 0 | 29 |
| 03 | Bell, Rachel | | 5-10 | 0-3 | 2-6 | 1 | 3 | 4 | 1 | 12 | 0 | 3 | 1 | 1 | 22 |
| 21 | Whalen, Erin | | 3-8 | 1-4 | 0-0 | 2 | 0 | 2 | 0 | 7 | 2 | 2 | 0 | 0 | 16 |
| 22 | Horrocks, Bree | | 0-0 | 0-0 | 0-0 | 0 | 0 | 0 | 0 | 0 | 0 | 0 | 0 | 0 | 3 |
| 35 | Clemons-Green, K. | | 2-8 | 1-6 | 1-1 | 2 | 1 | 3 | 3 | 6 | 6 | 2 | 0 | 0 | 23 |
| | Team | | | | | 1 | 3 | 4 | | | | | | | |
| | Totals | | 28-63 | 8-29 | 12-16 | 13 | 31 | 44 | 17 | 76 | 20 | 20 | 1 | 2 | 200 |

| | | | | | | | | | | | | |
|---|---|---|---|---|---|---|---|---|---|---|---|---|
| 1st - FG %: | 6-14 | 42.9% | 2nd: 5-17 | 29.4% | 3rd: 10-16 | 62.5% | 4th: 7-16 | 43.8% | Game: 28-63 | 44.4% | Deadball | |
| 3FG %: | 3-6 | 50.0% | 2-11 | 18.2% | 2-7 | 28.6% | 1-5 | 20.0% | 8-29 | 27.6% | Rebounds | |
| FT %: | 5-7 | 71.4% | 0-0 | 0.0% | 3-4 | 75.0% | 4-5 | 80.0% | 12-16 | 75.0% | 1 | |

Officials: Tina Napier, Beverly Roberts, Mike McConnell, A-K. Pethtel
Technical fouls: ARKANSAS-None. VANDERBILT-None.
Attendance:

| Score by periods | 1st | 2nd | 3rd | 4th | Total |
|---|---|---|---|---|---|
| ARKANSAS | 13 | 24 | 29 | 22 | **88** |
| VANDERBILT | 20 | 12 | 25 | 19 | **76** |

| Points | In Paint | Off T/O | 2nd Chance | Fast Break | Bench |
|---|---|---|---|---|---|
| AR | 34 | 23 | 10 | 4 | 12 |
| VANDY | 26 | 9 | 15 | 0 | 25 |

# VANDERBILT: YEAR-BY-YEAR FINISHES

| YEAR | RECORD | SEC | SEC FINISH | NCAA TOURNEY | COACH |
|---|---|---|---|---|---|
| 2017-18 | 7-24 | 3-11 | T-11th | | White |
| 2016-17 | 14-16 | 4-12 | 13th | | White |
| 2015-16 | 18-14 | 5-11 | T-11th | | Balcomb |
| 2014-15 | 15-16 | 5-11 | T-11th | | Balcomb |
| 2013-14 | 18-13 | 7-9 | T-6th | First Round | Balcomb |
| 2012-13 | 21-12 | 9-7 | 7th | Second Round | Balcomb |
| 2011-12 | 23-10 | 9-7 | 7th | Second Round | Balcomb |
| 2010-11 | 20-12 | 10-6 | 3rd | First Round | Balcomb |
| 2009-10 | 23-11 | 9-7 | 5th | Second Round | Balcomb |
| 2008-09 | 26-9 | 10-4 | 2nd | Sweet 16 | Balcomb |
| 2007-08 | 25-9 | 11-3 | 3rd | Sweet 16 | Balcomb |
| 2006-07 | 28-6 | 10-4 | T-3rd | Second Round | Balcomb |
| 2005-06 | 21-11 | 8-6 | T-5th | Second Round | Balcomb |
| 2004-05 | 24-8 | 10-4 | 3rd | Sweet 16 | Balcomb |
| 2003-04 | 26-8 | 8-6 | T-4th | Sweet 16 | Balcomb |
| 2002-03 | 22-10 | 9-5 | T-5th | Second Round | Foster |
| 2001-02 | 30-7 | 10-4 | T-2nd | Elite Eight | Foster |
| 2000-01 | 24-10 | 8-6 | T-4th | Elite Eight | Foster |
| 1999-00 | 21-13 | 6-8 | T-6th | Second Round | Foster |
| 1998-99 | 13-14 | 6-8 | T-8th | | Foster |
| 1997-98 | 20-9 | 9-5 | 4th | First Round | Foster |
| 1996-97 | 20-11 | 6-6 | 6th | Sweet 16 | Foster |
| 1995-96 | 23-8 | 7-4 | T-3rd | Elite Eight | Foster |
| 1994-95 | 28-7 | 8-3 | T-2nd | Sweet 16 | Foster |
| 1993-94 | 25-8 | 9-2 | 2nd | Sweet 16 | Foster |
| 1992-93 | 30-3 | 9-2 | T-2nd | Final Four | Foster |
| 1991-92 | 22-9 | 6-5 | 4th | Elite Eight | Foster |
| 1990-91 | 19-12 | 4-5 | T-5th | Regional Semis | Lee |
| 1989-90 | 23-11 | 5-4 | 5th | Second Round | Lee |
| 1988-89 | 21-8 | 5-4 | 4th | First Round | Lee |
| 1987-88 | 18-10 | 4-5 | 7th | | Lee |
| 1986-87 | 23-10 | 4-5 | 6th | Second Round | Lee |
| 1985-86 | 22-9 | 4-5 | 7th | Second Round | Lee |
| 1984-85 | 14-13 | 2-6 | N/A | | Lee |
| 1983-84 | 23-9 | 2-6 | N/A | | Lee |
| 1982-83 | 12-14 | 2-6 | N/A | | Lee |
| 1981-82 | 20-14 | N/A | N/A | | Lee |
| 1980-81 | 12-16 | N/A | N/A | | Lee |
| 1979-80 | 12-14 | N/A | N/A | | Pepper |
| 1978-79 | 11-16 | N/A | N/A | | Pepper |
| 1977-78 | 15-9 | N/A | N/A | | Pepper |

# VANDERBILT IN THE SEC TOURNAMENT

## VANDERBILT HISTORY: SEC TOURNEY

★ All-time SEC Tourney record (thru 2018): 48-33

★ Six SEC Tournament titles:
(2009, 2007, 2004, 2002, 1995, 1993)

★ SEC Semifinal appearances: 18

## VANDERBILT'S YEAR-BY-YEAR SEC TOURNAMENT RESULTS

**2018** -- **Nashville** (Vanderbilt: 0-1)
Arkansas 88, Vanderbilt 76

**2017** -- **Greenville, S.C.** (Vanderbilt: 0-1)
Alabama 74, Vanderbilt 54

**2016** -- **Jacksonville, Fla.** (Vanderbilt: 2-1)
Vanderbilt 74, Ole Miss 59
Vanderbilt 54, Georgia 49 OT
Miss. State 63, Vanderbilt 46

**2015** -- **Little Rock, Ark.** (Vanderbilt: 1-1)
Vanderbilt 66, Alabama 56
Kentucky 67, Vanderbilt 61

**2014** -- **Duluth, Ga.** (Vanderbilt: 0-1)
Georgia 53, Vanderbilt 43

**2013** -- **Duluth, Ga.** (Vanderbilt: 1-1)
Vanderbilt 53, Missouri 40
Kentucky 76, Vanderbilt 65

**2012** -- **Nashville** (Vanderbilt: 1-1)
Vanderbilt 67, Miss. State 51
Tennessee 68, Vanderbilt 57

**2011** -- **Nashville** (Vanderbilt: 1-1)
Vanderbilt 69, Miss. State 55
Kentucky 69, Vanderbilt 56

**2010** -- **Duluth, Ga.** (Vanderbilt: 2-1)
Vanderbilt 65, Arkansas 64 (OT)
Vanderbilt 63, LSU 61
Tennessee 68, Vanderbilt 49

**2009** -- **Little Rock, Ark.** (Vanderbilt: 3-0)
Vanderbilt 69, Georgia 61
Vanderbilt 61, LSU 47
Vanderbilt 61, Auburn 54

**2008** -- **Nashville** (Vanderbilt: 1-1)
Vanderbilt 49, Auburn 44
Tennessee 63, Vanderbilt 48

**2007** -- **Duluth, Ga.** (Vanderbilt: 3-0)
Vanderbilt 105, Florida 77
Vanderbilt 81, Georgia 56
Vanderbilt 51, LSU 45

**2006** -- **Little Rock, Ark.** (Vanderbilt: 1-1)
Vanderbilt 86, Alabama 62
Georgia 69, Vanderbilt 47

**2005** -- **Greenville, S.C.** (Vanderbilt: 1-1)
Vanderbilt 79, Arkansas 60
Tennessee 76, Vanderbilt 73

**2004** -- **Nashville** (Vanderbilt: 4-0)
Vanderbilt 60, Kentucky 41
Vanderbilt 76, Auburn 74
Vanderbilt 78, LSU 66
Vanderbilt 62, Georgia 56

**2003** -- **Little Rock, Ark.** (Vanderbilt: 2-1)
Vanderbilt 74, Florida 58
Vanderbilt 74, Georgia 70
LSU 78, Vanderbilt 69

**2002** -- **Nashville** (Vanderbilt: 3-0)
Vanderbilt 55, Auburn 39
Vanderbilt 81, Arkansas 78
Vanderbilt 63, LSU 48

**2001** -- **Memphis** (Vanderbilt: 2-1)
Vanderbilt 70, LSU 58
Vanderbilt 77, Tennessee 74
Georgia 62, Vanderbilt 60

**2000** -- **Chattanooga** (Vanderbilt: 2-1)
Vanderbilt 80, South Carolina 58
Vanderbilt 59, LSU 46
Tennessee 61, Vanderbilt 53

**1999** -- **Chattanooga** (Vanderbilt: 0-1)
Florida 64, Vanderbilt 61

**1998** -- **Columbus, Ga.** (Vanderbilt: 1-1)
Vanderbilt 76, Ole Miss 64
Tennessee 106, Vanderbilt 45

**1997** -- **Chattanooga** (Vanderbilt: 1-1)
Vanderbilt 70, Miss. State 42
Florida 68, Vanderbilt 54

**1996** -- **Chattanooga** (Vanderbilt: 0-1)
Vanderbilt 83, Florida 73

**1995** -- **Chattanooga** (Vanderbilt: 3-0)
Vanderbilt 64, Ole Miss 57
Vanderbilt 82, Georgia 56
Vanderbilt 67, Tennessee 61

**1994** -- **Chattanooga** (Vanderbilt: 2-1)
Vanderbilt 83, Kentucky 80
Vanderbilt 94, Florida 72
Tennessee 82, Vanderbilt 57

**1993** -- **Chattanooga** (Vanderbilt: 3-0)
Vanderbilt 68, Kentucky 61
Vanderbilt 79, Ole Miss 54
Vanderbilt 78, Tennessee 64

**1992** -- **Albany, Ga.** (Vanderbilt: 1-1)
Vanderbilt 58, South Carolina 47
Georgia 58, Vanderbilt 57

**1991** -- **Albany, Ga.** (Vanderbilt: 0-1)
Tennessee 62, Vanderbilt 60

**1990** -- **Albany, Ga.** (Vanderbilt: 0-1)
Georgia 79, Vanderbilt 72

**1989** -- **Albany, Ga.** (Vanderbilt: 0-1)
LSU 79, Vanderbilt 73

**1988** -- **Albany, Ga.** (Vanderbilt: 0-1)
Kentucky 75, Vandebilt 67

**1987** -- **Albany, Ga.** (Vanderbilt: 1-1)
Vanderbilt 65, Ole Miss 64
Georgia 54, Vanderbilt 52

**1986** -- **Athens, Ga.** (Vanderbilt: 2-1)
Vanderbilt 83, Miss. State 69
Vanderbilt 89, Auburn 79
LSU 83, Vanderbilt 60

**1985** -- **Oxford, Miss.** (Vanderbilt: 1-1)
Vanderbilt 87, Alabama 85
Georgia 79, Vanderbilt 69

**1984** -- **Athens, Ga.** (Vanderbilt: 2-1)
Vanderbilt 72, Miss. State 47
Vanderbilt 78, Ole Miss 73
Alabama 83, Vanderbilt 73

**1983** -- **Knoxville, Tenn.** (Vanderbilt: 0-1)
Miss. State 53, Vanderbilt 51

**1982** -- **Lexington, Ky.** (Vanderbilt: 1-1)
Vanderbilt 87, Miss. State 67
Tennessee 80, Vanderbilt 75

**1981** -- **Baton Rouge, La.** (Vanderbilt: 0-1)
Miss. State 84, Vanderbilt 76

**1980** -- **Knoxville, Tenn.** (Vanderbilt: 0-1)
Alabama 69, Vanderbilt 53

# SOUTHEASTERN CONFERENCE

## SEC Champions - Regular Season & Tournament

| YEAR | CHAMPION | SEC | OVERALL | COACH | TOURNAMENT CHAMPION (SITE) |
|---|---|---|---|---|---|
| 2018 | Mississippi State | 16-0 | 37-2 | Vic Schaefer | South Carolina (Nashville) |
| 2017 | South Carolina | 14-2 | 33-4 | Dawn Staley | South Carolina (Greenville, S.C.) |
| 2016 | South Carolina | 16-0 | 33-2 | Dawn Staley | South Carolina (Jacksonville, Fla.) |
| 2015 | South Carolina | 15-1 | 34-3 | Dawn Staley | South Carolina (Little Rock, Ark.) |
| | Tennessee | 15-1 | 30-6 | Holly Warlick | |
| 2014 | South Carolina | 14-2 | 29-5 | Dawn Staley | Tennessee (Duluth, Ga.) |
| 2013 | Tennessee | 14-2 | 27-7 | Holly Warlick | Texas A&M (Duluth, Ga.) |
| 2012 | Kentucky | 13-3 | 28-7 | Matthew Mitchell | Tennessee (Nashville, Tenn.) |
| 2011 | Tennessee | 16-0 | 34-3 | Pat Summitt | Tennessee (Nashville, Tenn.) |
| 2010 | Tennessee | 15-1 | 32-3 | Pat Summitt | Tennessee (Duluth, Ga.) |
| 2009 | Auburn | 12-2 | 30-4 | Nell Fortner | **VANDERBILT (North Little Rock, Ark.)** |
| 2008 | LSU | 14-0 | 31-6 | Van Chancellor | Tennessee (Nashville, Tenn.) |
| 2007 | Tennessee | 14-0 | 34-3 | Pat Summitt | **VANDERBILT (Duluth, Ga.)** |
| 2006 | LSU | 13-1 | 31-3 | Pokey Chatman | Tennessee (North Little Rock, Ark.) |
| 2005 | LSU | 14-0 | 33-3 | Pokey Chatman | Tennessee (Greenville, S.C.) |
| 2004 | Tennessee | 14-0 | 31-4 | Pat Summitt | **VANDERBILT (Nashville, Tenn.)** |
| 2003 | Tennessee | 14-0 | 33-5 | Pat Summitt | LSU (Little Rock, Ark.) |
| 2002 | Tennessee | 13-1 | 29-5 | Pat Summitt | **VANDERBILT (Nashville, Tenn.)** |
| 2001 | Tennessee | 14-0 | 31-3 | Pat Summitt | Georgia (Memphis, Tenn.) |
| 2000 | Georgia | 13-1 | 32-4 | Andy Landers | Tennessee (Chattannoga, Tenn.) |
| | Tennessee | 13-1 | 33-4 | Pat Summitt | |
| 1999 | Tennessee | 13-1 | 31-3 | Pat Summitt | Tennessee (Chattanooga, Tenn.) |
| 1998 | Tennessee | 14-0 | 39-0 | Pat Summitt | Tennessee (Columbus, Ga.) |
| 1997 | Georgia | 11-1 | 25-6 | Andy Landers | Auburn (Chattanooga, Tenn.) |
| 1996 | Georgia | 10-1 | 28-5 | Andy Landers | Tennessee (Chattanooga, Tenn.) |
| 1995 | Tennessee | 11-0 | 34-3 | Pat Summitt | **VANDERBILT (Chattanooga, Tenn.)** |
| 1994 | Tennessee | 11-0 | 31-2 | Pat Summitt | Tennessee (Chattanooga, Tenn.) |
| 1993 | Tennessee | 11-0 | 29-3 | Pat Summitt | **VANDERBILT (Chattanooga, Tenn.)** |
| 1992 | Ole Miss | 11-0 | 29-3 | Van Chancellor | Tennessee (Albany, Ga.) |
| 1991 | Georgia | 9-0 | 28-4 | Andy Landers | LSU (Albany, Ga.) |
| 1990 | Tennessee | 8-1 | 27-6 | Pat Summitt | Auburn (Albany, Ga.) |
| 1989 | Auburn | 9-0 | 32-3 | Joe Ciampi | Tennessee (Albany, Ga.) |
| 1988 | Auburn | 9-0 | 32-3 | Joe Ciampi | Tennessee (Albany, Ga.) |
| 1987 | Auburn | 8-1 | 31-2 | Joe Ciampi | Auburn (Albany, Ga.) |
| 1986 | Georgia | 9-0 | 30-2 | Andy Landers | Georgia (Athens, Ga.) |
| 1985 | Tennessee | 4-4 | 27-7 | Pat Summitt | Tennessee (Oxford, Miss.) |
| 1984 | Georgia | 7-1 | 30-3 | Andy Landers | Georgia (Athens, Ga.) |
| 1983 | Georgia | 4-4 | 27-7 | Andy Landers | Georgia (Knoxville, Tenn.) |
| 1982 | Kentucky | | 24-8 | Terry Hall | Kentucky (Lexington, Ky.) |
| 1981 | Auburn | | 26-7 | Joe Ciampi | Auburn (Baton Rouge, La.) |
| 1980 | Tennessee | | 33-5 | Pat Summitt | Tennessee (Knoxville, Tenn.) |

### HOW VU STACKED UP IN THE SEC

**Scoring Offense**
1. Mississippi State 81.1
6. Vanderbilt 69.1

**Scoring Defense**
1. Mississippi State 56.4
14. Vanderbilt 79.2

**Scoring Margin**
1. Mississippi State +24.7
14. Vanderbilt -10.1

**FT Percentage**
1. Texas A&M 77.2
5. Vanderbilt 73.3

**FG Percentage**
1. South Carolina 47.3
5. Vanderbilt 45.0

**FG Percentage Defense**
1. Georgia 35.1
14. Vanderbilt 45.7

**3-Point FG Percentage**
1. Mississippi State 38.9
2. Vanderbilt 37.2

**3-Point FG Percentage Defense**
1. LSU 27.8
14. Vanderbilt 35.1

**Rebounding Margin**
1. Texas A&M +8.7
13. Vanderbilt -5.1

**Blocked Shots (per game)**
1. South Carolina 6.2
13. Vanderbilt 1.6

**Assists (per game)**
1. Tennessee 15.9
6. Vanderbilt 14.4

**Steals (per game)**
1. Auburn 13.2
12. Vanderbilt 5.7

**Turnover Margin**
1. Mississippi State + 7.6
12. Vanderbilt - 4.1

# VANDERBILT IN THE NCAA TOURNEY

## VANDERBILT HISTORY: NCAA TOURNEY

- ★ Vanderbilt's all-time NCAA Tournament record: 39-27
- ★ 1 Final Four: 1993
- ★ 5 Elite Eights:
  2002, 2001, 1996, 1993, 1992
- ★ 14 Sweet 16s:
  2009, 2008, 2005, 2004, 2002, 2001, 1997,1996, 1995, 1994, 1993, 1992, 1991, 1990

## VANDERBILT'S NCAA TOURNAMENT YEAR-BY-YEAR RESULTS

**2014 -** (Vanderbilt: 0-1)
Arizona State 69, Vanderbilt 61

**2013** - (Vanderbilt: 1-1)
Vanderbilt 60, St. Joseph's 54
UConn 77, Vanderbilt 44

**2012** - (Vanderbilt: 1-1)
Vanderbilt 60, MTSU 46
Duke 96, Vanderbilt 80

**2011** - (Vanderbilt: 0-1)
Louisville 81, Vanderbilt 62

**2010** - (Vanderbilt: 1-1)
Vanderbilt 83, DePaul 76 (OT)
Xavier 63, Vanderbilt 62

**2009** - (Vanderbilt: 2-1)
Vanderbilt 73, W. Carolina 44
Vanderbilt 74, Kansas State 61
Maryland 78, Vanderbilt 74

**2008** - (Vanderbilt: 2-1)
Vanderbilt 75, Montana 47
Vanderbilt 64, West Virginia 46
Maryland 80, Vanderbilt 66

**2007** - (Vanderbilt: 1-1)
Vanderbilt 62, Delaware St. 47
Bowling Green 59, Vanderbilt 56

**2006** - (Vanderbilt: 1-1)
Vanderbilt 76, Louisville 64
North Carolina 89, Vanderbilt 70

**2005** - (Vanderbilt: 2-1)
Vanderbilt 77, Montana 44
Vanderbilt 63, Kansas State 60
Michigan St. 76, Vanderbilt 64

**2004** - (Vanderbilt: 2-1)
Vanderbilt 76, Lipscomb 45
Vanderbilt 60, Chattanooga 44
Stanford 57, Vanderbilt 55

**2003** - (Vanderbilt: 1-1)
Vanderbilt 55, Liberty 44
Boston College 86, Vanderbilt 85 (OT)

**2002** - (Vanderbilt: 3-1)
Vanderbilt 63, Oakland 38
Vanderbilt 61, Arizona State 35
Vanderbilt 70, North Carolina 61
Tennessee 68, Vanderbilt 63

**2001** - (Vanderbilt: 3-1)
Vanderbilt 83, Idaho State 57
Vanderbilt 65, Colorado 59
Vanderbilt 84, Iowa State 65
Notre Dame 72, Vanderbilt 64

**2000** - (Vanderbilt: 1-1)
Vanderbilt 71, Kansas 69 (2 OT)
La. Tech 66, Vanderbilt 65

**1998** - (Vanderbilt: 0-1)
UC-Santa Barbara 76, VU 71 (OT)

**1997** - (Vanderbilt: 2-1)
Vanderbilt 74, Washington 62
Vanderbilt 51, Kansas 44
Georgia 66, Vanderbilt 52

**1996** - (Vanderbilt: 3-1)
Vanderbilt 100, Harvard 83
Vanderbilt 96, Wisconsin 82
Vanderbilt 74, Iowa 63
UConn 67, Vanderbilt 57

**1995** - (Vanderbilt: 2-1)
Vanderbilt 90, N. Illinois 44
Vanderbilt 95, Memphis 68
Purdue 67, Vanderbilt 66

**1994** - (Vanderbilt: 2-1)
Vanderbilt 95, Grambling 85
Vanderbilt 98, Minnesota 72
North Carolina 73, Vanderbilt 69

**1993** - (Vanderbilt: 3-1)
Vanderbilt 82, Cal-Berkeley 63
Vanderbilt 59, Stephen F. Austin 56
Vanderbilt 58, La. Tech 53
Texas Tech 60, Vanderbilt 46

**1992** - (Vanderbilt: 2-1)
Vanderbilt 75, UConn 47
Vanderbilt 77, Miami 67
Virginia 70, Vanderbilt 58

**1991** - (Vanderbilt: 2-1)
Vanderbilt 73, South Carolina 64
Vanderbilt 69, Purdue 63
Auburn 58, Vanderbilt 45

**1990** -(Vanderbilt: 2-1)
Vanderbilt 78, Rutgers 75
Vanderbilt 61, Iowa 56
Auburn 89, Vanderbilt 67

**1989** - (Vanderbilt: 0-1)
St. Joseph's 82, Vanderbilt 68

**1987** - (Vanderbilt: 0-1)
James Madison 68, Vanderbilt 60

**1986** - (Vanderbilt: 0-1)
Oklahoma 86, Vanderbilt 67

# NCAA TOURNAMENT

## VANDERBILT'S NCAA TOURNAMENT COACHING RESULTS

**27 NCAA Tournament Appearances • Record: 39-27**

### Head Coach: Melanie Balcomb (2003-2016) • Record: 14-12

| Year | Opponent | Round | Region | Site | W/L | Score |
|---|---|---|---|---|---|---|
| 2014 | Arizona State | First | South Bend | Toledo, Ohio | L | 61-69 |
| 2013 | Saint Joseph's | First | Birdgeport | Storrs, Conn. | W | 60-54 |
| | Connecticut | Second | | | L | 44-77 |
| 2012 | Middle Tennessee | First | Fresno | Nashville, Tenn. | W | 60-46 |
| | Duke | Second | | | L | 80-96 |
| 2011 | Louisville | First | Spokane | Cincinnati, Ohio | L | 62-81 |
| 2010 | DePaul | First | Sacramento | Cincinnati, Ohio | W (OT) | 83-76 |
| | Xavier | Second | | | L | 62-63 |
| 2009 | Western Carolina | First | Raleigh | Albuquerque, N.M. | W | 73-44 |
| | Kansas State | Second | | | W | 74-61 |
| | Maryland | Reg. Semi | | Raleigh, N.C. | L | 74-78 |
| 2008 | Montana | First | Spokane | Albuquerque, N.M. | W | 75-47 |
| | West Virginia | Second | | | W | 64-46 |
| | Maryland | Reg. Semi | | Spokane, Wash. | L | 66-80 |
| 2007 | Delaware State | First | Greensboro | East Lansing, Mich. | W | 62-47 |
| | Bowling Green | Second | | | L | 56-59 |
| 2006 | Louisville | First | Cleveland | Nashville, Tenn. | W | 76-64 |
| | North Carolina | Second | | | L | 70-89 |
| 2005 | Montana | First | Kansas City | Seattle, Wash. | W | 77-44 |
| | Kansas State | Second | | | W | 63-60 |
| | Michigan State | Reg. Semi | | Kansas City, Mo. | L | 64-76 |
| 2004 | Lipscomb | First | Midwest | Chattanooga, Tenn. | W | 76-45 |
| | Chattanooga | Second | | | W | 60-44 |
| | Stanford | Reg. Semi | | Norman, Okla. | L | 55-57 |
| 2003 | Liberty | First | East | Norfolk, Va. | W | 55-44 |
| | Boston College | Second | | | L (OT) | 85-86 |

### Head Coach: Jim Foster (1992-2002) • Record: 21-10

| Year | Opponent | Round | Region | Site | W/L | Score |
|---|---|---|---|---|---|---|
| 2002 | Oakland | First | Midwest | Nashville, Tenn. | W | 63-38 |
| | Arizona State | Second | | | W | 61-35 |
| | North Carolina | Reg. Semi | | Ames, Iowa | W | 70-61 |
| | Tennessee | Reg. Final | | | L | 63-68 |
| 2001 | Idaho State | First | Midwest | Nashville, Tenn. | W | 83-57 |
| | Colorado | Second | | | W | 65-59 |
| | Iowa State | Reg. Semi | | Denver, Colo. | W | 84-65 |
| | Notre Dame | Reg. Final | | | L | 64-72 |
| 2000 | Kansas | First | Midwest | Ruston, La. | W (2OT) | 71-69 |
| | Louisiana Tech | Second | | | L | 65-66 |
| 1998 | UC-Santa Barbara | First | Mideast | Champaign, Ill. | L (OT) | 71-76 |
| 1997 | Washington | First | West | Lawrence, Kan. | W | 74-62 |
| | Kansas | Second | | | W | 51-44 |
| | Georgia | Reg. Semi | | Missoula, Mont. | L | 52-66 |
| 1996 | Harvard | First | Mideast | Nashville, Tenn. | W | 100-83 |
| | Wisconsin | Second | | | W | 96-82 |
| | Iowa | Reg. Semi | | Rosemont, Ill. | W | 74-63 |
| | Connecticut | Reg. Final | | | L | 57-67 |
| 1995 | Northern Illinois | First | West | Nashville, Tenn. | W | 90-44 |
| | Memphis | Second | | | W | 95-68 |
| | Purdue | Reg. Semi | | Los Angeles, Calif. | L | 66-67 |
| 1994 | Grambling | First | East | Nashville, Tenn. | W | 95-85 |
| | Minnesota | Second | | | W | 98-72 |
| | North Carolina | Reg. Semi | | Piscataway, NJ | L | 69-73 |
| 1993 | Cal-Berkeley | Second | Midwest | Nashville, Tenn. | W | 82-63 |
| | Stephen F. Austin | Reg. Semi | | Nacogdoches, Texas | W | 59-56 |
| | Louisiana Tech | Reg. Final | | | W | 58-53 |
| | Texas Tech | Final Four | | Atlanta, Ga. | L | 46-60 |
| 1992 | Connecticut | Second | East | Nashville, Tenn. | W | 75-47 |
| | Miami | Reg. Semi | | Charlottesville, Va. | W | 77-67 |
| | Virginia | Reg. Final | | | L | 58-70 |

### Head Coach: Phil Lee (1986-91) • Record: 4-5

| Year | Opponent | Round | Region | Site | W/L | Score |
|---|---|---|---|---|---|---|
| 1991 | South Carolina* | First | Mideast | Nashville, Tenn. | W | 73-64 |
| | Purdue* | Second | | West Lafayette, Ind. | W | 69-63 |
| | Auburn* | Reg. Semi | | Knoxville, Tenn. | L | 45-58 |
| 1990 | Rutgers | First | Mideast | Nashville, Tenn. | W | 78-75 |
| | Iowa | Second | | Iowa City, Iowa | W | 61-56 |
| | Auburn | Reg. Semi | | | L | 67-89 |
| 1989 | St. Joseph's | First | East | Philadelphia, Penn. | L | 68-82 |
| 1987 | James Madison | Second | East | Fayetteville, NC | L | 60-68 |
| 1986 | Oklahoma | Second | Midwest | Norman, Okla. | L | 67-86 |

* - Assistant Coach Ada Gee served as interim head coach during the NCAA Tournament.

## NCAA Tournament Regional Breakdown

| | |
|---|---|
| First/Second Rounds | 33-14 |
| Regional Semifinals | 5-9 |
| Regional Finals | 1-4 |
| Final Four | 0-1 |
| Total | 39-27 |

| Regional Records | |
|---|---|
| Mideast Regional | 10-6 |
| Midwest Regional | 12-6 |
| West Regional | 8-6 |
| East Regional | 9-8 |
| Notre Dame Regional | 0-1 |
| Total | 39-27 |

| **Mideast Region** | |
|---|---|
| 1998 | 0-1 |
| 1996 | 3-1 |
| 1991 | 2-1 |
| 1990 | 2-1 |
| Total | 7-4 |

| **Midwest Region** | |
|---|---|
| 2006 (Cleveland) | 1-1 |
| 2005 (Kansas City) | 2-1 |
| 2004 | 2-1 |
| 2002 | 3-1 |
| 2001 | 3-1 |
| 2000 | 1-1 |
| 1993 | 3-1 |
| 1986 | 0-1 |
| Total | 15-8 |

| **West Region** | |
|---|---|
| 2011 (Spokane) | 0-1 |
| 2010 (Sacramento) | 1-1 |
| 2008 (Spokane) | 2-1 |
| 1997 | 2-1 |
| 1995 | 2-1 |
| Total | 7-5 |

| **East Region** | |
|---|---|
| 2013 (Bridgeport) | 1-1 |
| 2009 (Raleigh) | 2-1 |
| 2007 (Greensboro) | 1-1 |
| 2003 | 1-1 |
| 1994 | 2-1 |
| 1992 | 2-1 |
| 1989 | 0-1 |
| 1987 | 0-1 |
| Total | 9-8 |

# NCAA TOURNAMENT

## SEC YEAR-BY-YEAR NCAA BERTHS

| YEAR | NO. | SCHOOLS |
|---|---|---|
| 2017 | 8 | Auburn, Kentucky, LSU, Miss. State, Missouri, South Carolina, Tennessee, Texas A&M |
| 2016 | 9 | Auburn, Kentucky, Florida, Georgia, Miss. State, Missouri, South Carolina, Tennessee, Texas A&M |
| 2015 | 7 | Arkansas, Kentucky, LSU, Miss. State, South Carolina, Tennessee, Texas A&M |
| 2014 | 8 | Florida, Georgia, Kentucky, LSU, South Carolina, Tennessee, Texas A&M, Vanderbilt |
| 2013 | 7 | Georgia, Kentucky, LSU, South Carolina, Tennessee, Texas A&M, Vanderbilt |
| 2012 | 8 | Arkansas, Florida, Georgia, Kentucky, LSU, South Carolina, Tennessee, Vanderbilt |
| 2011 | 4 | Georgia, Kentucky, Tennessee, Vanderbilt |
| 2010 | 6 | Georgia, Kentucky, LSU, Mississippi State, Tennessee, Vanderbilt |
| 2009 | 7 | Auburn, Florida, Georgia, LSU, Mississippi State, Tennessee, Vanderbilt |
| 2008 | 5 | Auburn, Georgia, LSU, Tennessee, Vanderbilt |
| 2007 | 5 | Georgia, LSU, Ole Miss, Tennessee, Vanderbilt |
| 2006 | 6 | Florida, Georgia, Kentucky, LSU, Tennessee, Vanderbilt |
| 2005 | 5 | Georgia, LSU, Ole Miss, Tennessee, Vanderbilt |
| 2004 | 7 | Auburn, Florida, Georgia, LSU, Ole Miss, Tennessee, Vanderbilt |
| 2003 | 7 | Arkansas, Georgia, LSU, Mississippi St., So. Carolina, Tennessee, Vanderbilt |
| 2002 | 8 | Arkansas, Florida, Georgia, LSU, Miss. St., So. Carolina, Tennessee, Vanderbilt |
| 2001 | 6 | Arkansas, Florida, Georgia, LSU, Tennessee, Vanderbilt |
| 2000 | 6 | Auburn, Georgia, LSU, Miss. St., Tennessee, Vanderbilt |
| 1999 | 8 | Alabama, Auburn, Florida, Georgia, Kentucky, LSU, Miss. St., Tennessee |
| 1998 | 6 | Alabama, Arkansas, Florida, Georgia, Tennessee, Vanderbilt |
| 1997 | 7 | Alabama, Auburn, Florida, Georgia, LSU, Tennessee, Vanderbilt |
| 1996 | 7 | Alabama, Auburn, Florida, Georgia, Ole Miss, Tennessee, Vanderbilt |
| 1995 | 7 | Alabama, Arkansas, Florida, Georgia, Ole Miss, Tennessee, Vanderbilt |
| 1994 | 6 | Alabama, Auburn, Florida, Ole Miss, Tennessee, Vanderbilt |
| 1993 | 6 | Alabama, Auburn, Florida, Georgia, Tennessee, Vanderbilt |
| 1992 | 4 | Alabama, Ole Miss, Tennessee, Vanderbilt |
| 1991 | 7 | Auburn, Georgia, Kentucky, LSU, Ole Miss, Tennessee, Vanderbilt |
| 1990 | 6 | Auburn, Georgia, LSU, Ole Miss, Tennessee, Vanderbilt |
| 1989 | 6 | Auburn, Georgia, LSU, Ole Miss, Tennessee, Vanderbilt |
| 1988 | 6 | Alabama, Auburn, Georgia, LSU, Mississippi, Tennessee |
| 1987 | 6 | Auburn, Georgia, LSU, Ole Miss, Tennessee, Vanderbilt |
| 1986 | 7 | Auburn, Georgia, Kentucky, LSU, Ole Miss, Tennessee, Vanderbilt |
| 1985 | 4 | Auburn, Georgia, Ole Miss, Tennessee |
| 1984 | 5 | Alabama, Georgia, LSU, Ole Miss, Tennessee |
| 1983 | 5 | Auburn, Georgia, Kentucky, Ole Miss, Tennessee |
| 1982 | 5 | Auburn, Georgia, Kentucky, Ole Miss, Tennessee |

## NCAA FINAL FOUR

| YEAR | CHAMPION | RUNNER-UP | SEMIFINALISTS | SITE |
|---|---|---|---|---|
| 2017 | South Carolina | Miss. State | Stanford, UConn | Dallas, Texas |
| 2016 | Conecticut | Syracuse | Tennessee, Texas | Indianapolis, Ind. |
| 2015 | Connecticut | Notre Dame | South Carolina, Maryland | Tampa, Fla. |
| 2014 | Connecticut | Notre Dame | Stanford, Maryland | Nashville, Tenn. |
| 2013 | Connecticut | Louisville | California, Notre Dame | New Orleans, La. |
| 2012 | Baylor | Notre Dame | Connecticut, Stanford | Denver, Colo. |
| 2011 | Texas A&M | Notre Dame | Connecticut, Stanford | Indianapolis, Ind. |
| 2010 | Connecticut | Stanford | Baylor, Oklahoma | San Antonio, Texas |
| 2009 | Connecticut | Louisville | Oklahoma, Stanford | St. Louis, Mo. |
| 2008 | Tennessee | Stanford | LSU, Rutgers | Tampa, Fla. |
| 2007 | Tennessee | Rutgers | LSU, North Carolina | Cleveland, Ohio |
| 2006 | Maryland | Duke | LSU, North Carolina | Boston, Mass. |
| 2005 | Baylor | Michigan St. | Tennessee, LSU | Indianapolis, Ind. |
| 2004 | Connecticut | Tennessee | Minnesota, LSU | New Orleans, La. |
| 2003 | Connecticut | Tennessee | Duke, Texas | Atlanta, Ga. |
| 2002 | Connecticut | Oklahoma | Duke, Tennessee | San Antonio, Texas |
| 2001 | Notre Dame | Purdue | Connecticut, Southwest Missouri | St. Louis, Mo. |
| 2000 | Connecticut | Tennessee | Penn State, Rutgers | Philadelphia, Penn. |
| 1999 | Purdue | Duke | Georgia, Louisiana Tech | San Jose, Calif. |
| 1998 | Tennessee | Louisiana Tech | Arkansas, NC State | Kansas City, Mo. |
| 1997 | Tennessee | Old Dominion | Notre Dame, Stanford | Cincinnati, Ohio |
| 1996 | Tennessee | Georgia | Stanford, Connecticut | Charlotte, N.C. |
| 1995 | Connecticut | Tennessee | Stanford, Georgia | Minneapolis, Minn. |
| 1994 | North Carolina | Louisiana Tech | Alabama, Purdue | Richmond, Va. |
| **1993** | **Texas Tech** | **Ohio State** | **Iowa, Vanderbilt** | **Atlanta, Ga.** |
| 1992 | Stanford | Western Ky. | Virginia, Southwest Missouri | Los Angeles, Calif. |
| 1991 | Tennessee | Virginia | Connecticut, Stanford | New Orleans, La. |
| 1990 | Stanford | Auburn | Louisiana Tech, Virginia | Knoxville, Tenn. |
| 1989 | Tennessee | Auburn | Louisiana Tech, Maryland | Tacoma, Wash. |
| 1988 | Louisiana Tech | Auburn | Long Beach, Tennessee | Tacoma, Wash. |
| 1987 | Tennessee | Louisiana Tech | Texas, Long Beach | Austin, Texas |
| 1986 | Texas | Southern Cal | Tennessee, Western Ky. | Lexington, Ky. |
| 1985 | Old Dominion | Georgia | Western Ky., Northeast La. | Austin, Texas |
| 1984 | Southern Cal | Tennessee | La Tech, Cheyney State | Los Angeles, Calif. |
| 1983 | Southern Cal | Louisiana Tech | Old Dominion, Georgia | Norfolk, Va. |
| 1982 | Louisiana Tech | Cheyney State | Tennessee, Maryland | Norfolk, Va. |

## VANDERBILT'S NCAA SEEDS

| YEAR | SEED | REGION |
|---|---|---|
| 2014 | No. 8 | Notre Dame |
| 2013 | No. 8 | Bridgeport |
| 2012 | No. 7 | Fresno |
| 2011 | No. 10 | Spokane |
| 2010 | No. 6 | Sacramento |
| 2009 | No. 4 | Raleigh |
| 2008 | No. 4 | Spokane |
| 2007 | No. 2 | Greensboro |
| 2006 | No. 8 | Cleveland |
| 2005 | No. 5 | Kansas City |
| 2004 | No. 2 | Midwest |
| 2003 | No. 4 | East |
| 2002 | No. 1 | Midwest |
| 2001 | No. 3 | Midwest |
| 2000 | No. 9 | Midwest |
| 1998 | No. 6 | Mideast |
| 1997 | No. 6 | West |
| 1996 | No. 3 | Mideast |
| 1995 | No. 1 | West |
| 1994 | No. 2 | East |
| 1993 | No. 1 | Midwest |
| 1992 | No. 3 | East |
| 1991 | No. 10 | Mideast |
| 1990 | No. 6 | Mideast |
| 1989 | No. 7 | East |
| 1987 | No. 5 | East |
| 1986 | No. 5 | Midwest |

## SEC ALL-TIME NCAA BERTHS

| TEAM | APPEARANCES | LAST |
|---|---|---|
| Tennessee | 36 | 2017 |
| Georgia | 33 | 2016 |
| **VANDERBILT** | **27** | **2014** |
| LSU | 25 | 2017 |
| Auburn | 20 | 2017 |
| Mississippi | 17 | 2007 |
| Florida | 14 | 2016 |
| South Carolina | 14 | 2017 |
| Kentucky | 14 | 2017 |
| Texas A&M | 14 | 2017 |
| Arkansas | 11 | 2015 |
| Missouri | 11 | 2017 |
| Alabama | 10 | 1999 |
| Mississippi State | 9 | 2017 |

# IN THE POLLS

## VANDERBILT'S WEEK-BY-WEEK RANKING IN THE ASSOCIATED PRESS POLL

| Year | PS/1 | 2 | 3 | 4 | 5 | 6 | 7 | 8 | 9 | 10 | 11 | 12 | 13 | 14 | 15 | 16 | 17 | 18 | 19 | Post |
|---|---|---|---|---|---|---|---|---|---|---|---|---|---|---|---|---|---|---|---|---|
| 1983-84 | - | - | - | - | - | - | - | - | - | 20 | - | - | - | - | - | - | - | | | |
| 1984-85 | 12 | 16 | 18 | - | - | - | - | - | - | - | - | - | 20 | 18 | 17 | 16 | 16 | | | |
| 1985-86 | - | - | - | - | - | - | - | - | - | - | - | - | - | - | 20 | 20 | | | | |
| 1986-87 | - | - | - | 19 | 17 | 16 | 12 | 11 | 11 | 14 | 14 | 13 | 14 | 18 | 20 | 18 | | | | |
| 1987-88 | 14 | 19 | 17 | 16 | 15 | 15 | 18 | - | - | - | - | - | - | - | - | - | - | | | |
| 1988-89 | | not ranked | | | | | | | | | | | | | | | | | | |
| 1989-90 | 22 | 23 | 21 | 18 | 17 | 17 | 20 | - | 25 | - | - | 25 | - | - | - | - | - | | | |
| 1990-91 | 13 | 21 | - | - | - | - | - | - | - | - | - | - | - | - | - | - | - | | | |
| 1991-92 | 8 | 6 | 5 | 4 | 4 | 4 | 4 | 7 | 13 | 13 | 11 | 13 | 10 | 10 | 11 | 12 | 15 | 13 | | |
| 1992-93 | 3 | 3 | 3 | 3 | 2 | 1 | 1 | 1 | 1 | 2 | 2 | 2 | 5 | 3 | 1 | 1 | | | | |
| 1993-94 | 2 | 5 | 10 | 9 | 8 | 8 | 7 | 6 | 5 | 9 | 11 | 12 | 14 | 13 | 13 | 12 | 12 | | | |
| 1994-95 | 12 | 12 | 9 | 9 | 9 | 8 | 8 | 6 | 10 | 8 | 9 | 8 | 7 | 8 | 10 | 9 | 8 | 6 | | |
| 1995-96 | 5 | 4 | 4 | 4 | 3 | 3 | 2 | 2 | 5 | 7 | 11 | 11 | 13 | 10 | 12 | | | | | |
| 1996-97 | 9 | 6 | 7 | 13 | 15 | 14 | 14 | 11 | 8 | 7 | 11 | 14 | 16 | 12 | 15 | 17 | 20 | 20 | | |
| 1997-98 | 10 | 10 | 7 | 5 | 9 | 8 | 7 | 7 | 6 | 6 | 9 | 6 | 11 | 15 | 14 | 14 | 18 | | | |
| 1998-99 | 20 | 19 | 18 | 20 | rv | - | rv | rv | rv | rv | - | - | rv | rv | - | - | - | | | |
| 1999-00 | - | - | - | - | - | - | - | rv | rv | rv | - | - | rv | rv | rv | rv | rv | | | |
| 2000-01 | 20 | 25 | 23 | 23 | 24 | 22 | 24 | 23 | 17 | 15 | 16 | 19 | 20 | 18 | 15 | 10 | 10 | | | |
| 2001-02 | 3 | 4 | 4 | 4 | 4 | 4 | 3 | 6 | 8 | 7 | 6 | 8 | 6 | 6 | 6 | 6 | 5 | 4 | | |
| 2002-03 | 11 | 9 | 8 | 9 | 8 | 9 | 12 | 14 | 17 | 18 | 17 | 18 | 18 | 18 | 17 | 15 | 13 | 14 | | |
| 2003-04 | - | - | - | - | rv | rv | 24 | rv | rv | rv | 24 | rv | rv | rv | 24 | 21 | 15 | 13 | | |
| 2004-05 | 13 | 14 | 13 | 14 | 17 | 16 | 15 | 16 | 17 | 17 | 23 | 21 | 21 | 22 | 20 | 18 | 19 | 18 | | |
| 2005-06 | 17 | 20 | 19 | 21 | 21 | 19 | 21 | 20 | 23 | 19 | 22 | 22 | 22 | 22 | 24 | 23 | 25 | rv | | |
| 2006-07 | 16 | 15 | 14 | 12 | 11 | 12 | 12 | 12 | 11 | 14 | 14 | 15 | 15 | 14 | 12 | 12 | 13 | 9 | | |
| 2007-08 | 23 | 20 | 25 | 23 | 20 | 23 | 21 | 20 | rv | rv | rv | rv | 25 | 25 | 23 | 21 | 21 | 21 | | |
| 2008-09 | 12 | 17 | 16 | 20 | 19 | 20 | 20 | 24 | 18 | 17 | 20 | 20 | 24 | 18 | 19 | 22 | 14 | 14 | | |
| 2009-10 | 22 | 21 | - | 18 | 18 | 19 | 18 | 17 | rv | 21 | rv | rv | rv | 25 | rv | rv | rv | rv | | |
| 2010-11 | 24 | 23 | 24 | 23 | - | - | - | - | - | - | - | - | - | - | rv | - | - | - | | |
| 2011-12 | rv | rv | - | 25 | 23 | 20 | 25 | 25 | 24 | 25 | 25 | rv | rv | - | rv | rv | rv | rv | | |
| 2012-13 | 16 | 13 | 17 | rv | - | - | rv | rv | rv | rv | rv | rv | rv | - | - | - | rv | rv | - | - |
| 2013-14 | rv | rv | rv | - | - | - | - | - | - | rv | 24 | 16 | 16 | 18 | 16 | rv | rv | rv | - | |
| 2014-15 | rv | rv | rv | - | - | - | - | - | - | - | - | - | - | - | - | - | - | - | | |
| 2015-16 | rv | - | - | - | - | - | - | - | - | - | - | - | - | - | - | - | - | - | - | - |
| 2016-17 | - | - | - | - | rv | rv | rv | rv | - | - | - | - | - | - | - | - | - | - | - | - |
| 2017-18 | - | - | - | - | - | - | - | - | - | - | - | - | - | - | - | - | - | - | - | - |

Release dates and the number of weekly rankings vary from year-to-year. A blank space denotes a 17-week ranking instead of 18 weeks.
The AP Women's Basketball Poll began during the 1976-77 season with the Top 20 rankings. The poll expanded to the Top 25 in 1989-90. During the 1994-95 season, the voting board switched from coaches to the news media.

## VANDERBILT'S FINISH IN THE FINAL AP RANKINGS (since 2001)

(NOTE: Vanderbilt was not ranked in the final AP polls in 2005-06, 2009-10, 2010-11, 2011-12, 2012-13, 2013-14, 2014-15, 2015-16 and 2016-17. Final AP poll is released before NCAA Tournament).

| 2009 | 2008 | 2007 | 2005 | 2004 | 2003 | 2002 | 2001 |
|---|---|---|---|---|---|---|---|
| 1 Connecticut | 1 Connecticut | 1 Duke | 1 Stanford | 1 Duke | 1 Connecticut | 1 Connecticut | 1 Connecticut |
| 2 Stanford | 2 No. Carolina | 2 No. Carolina | 2 LSU | 2 Tennessee | 2 Duke | 2 Oklahoma | 2 Notre Dame |
| 3 Maryland | 3 Tennessee | 3 Tennessee | 3 Tennessee | 3 Purdue | 3 LSU | 3 Duke | 3 Tennessee |
| 4 Oklahoma | 4 Stanford | 4 Connecticut | 4 No. Carolina | 4 Texas | 4 Tennessee | ***4 Vanderbilt*** | 4 Georgia |
| 5 Baylor | 5 Maryland | 5 Stanford | 5 Baylor | 5 Penn State | 5 Texas | 5 Stanford | 5 Duke |
| 6 Duke | 6 LSU | 6 Maryland | 6 Michigan St. | 6 Connecticut | 6 La. Tech | 6 Tennessee | 6 La. Tech |
| 7 Louisville | 7 Rutgers | ***7 Vanderbilt*** | 7 Duke | 7 La. Tech | 7 Texas Tech | 7 Baylor | 7 Oklahoma |
| 8 Auburn | 8 Texas A&M | 8 Ohio State | 8 Ohio St. | 8 Kansas St. | 8 Kansas St. | 8 La. Tech | 8 Iowa St. |
| 9 Texas A&M | 9 Duke | 9 Oklahoma | 9 Rutgers | 9 Houston | 9 Stanford | 9 Purdue | 9 Purdue |
| 10 Ohio State | 10 California | 10 Arizona State | 10 Connecticut | 10 Stanford | 10 Purdue | 10 Iowa St. | ***10 Vanderbilt*** |
| 11 North Carolina | 11 Old Dominion | 11 Purdue | 11 Notre Dame | 11 Oklahoma | 11 Villanova | 11 Kansas St. | 11 Rutgers |
| 12 Florida State | 12 Baylor | 12 LSU | 12 Minnesota | 12 No. Carolina | 12 No. Carolina | 12 Colorado | 12 Xavier |
| 13 California | 13 Oklahoma St | 13 Georgia | 13 Texas | ***13 Vanderbilt*** | 13 Mississippi St. | 13 So. Carolina | 13 Texas Tech |
| ***14 Vanderbilt*** | 14 Oklahoma | 14 Geo. Wash. | 14 Texas Tech | 14 Texas Tech | ***14 Vanderbilt*** | 14 Texas | 14 Florida |
| 15 Pittsburgh | 15 Notre Dame | 15 Rutgers | 15 Temple | 15 Baylor | 15 Penn St. | 15 Old Dominion | 15 SW Missouri |
| 16 So. Dakota St. | 16 Kansas St | 16 Texas A&M | 16 Kansas St. | 16 Georgia | 16 So. Carolina | 16 No. Carolina | 16 Iowa |
| 17 Iowa State | 17 West Virginia | 17 MTSU | 17 DePaul | 17 Colorado | 17 Minnesota | 17 Texas Tech | 17 Utah |
| 18 Tennessee | 18 Utah | 18 N.C. State | ***18 Vanderbilt*** | 18 Boston Coll. | 18 Santa Barbara | 18 Minnesota | 18 LSU |
| 19 Arizona State | 19 Louisville | 19 Baylor | 19 Iowa St. | 19 LSU | 19 Georgia | 19 Cincinnati | 19 NC St. |
| 20 Xavier | 20 Geo Wash. | 20 BGSU | 20 Georgia | 20 TCU | 20 Ohio State | 20 Colorado St. | 20 Colorado |
| 21 Kansas State | ***21 Vanderbilt*** | 21 UWGB | 21 NC State | 21 Ohio State | 21 UWGB | 21 Boston Coll. | 21 Penn St. |
| 22 Florida | 22 Marist | 22 Marquette | 22 Penn. State | 22 Auburn | 22 Arizona | 22 LSU | 22 Clemson |
| 23 Notre Dame | 23 UTEP | 23 Mich. State | 23 TCU | 23 Michigan St. | 23 Rutgers | 23 Fla. Internat'l | 23 Baylor |
| 24 Virginia | 24 Virginia | 24 Iowa State | 24 UWGB | 24 Minnesota | 24 Arkansas | T24 Florida | 24 Wisconsin |
| 25 Texas | 25 Ohio St | 25 Louisville | 25 Boston Coll. | 25 Villanova | 25 Boston Coll. | T24 Penn St. | 25 Arizona St. |
| | | | | | Geo. Wash. | | Virginia Tech |

# ALL-TIME ROSTER

## By the Numbers

0 Kayla Overbeck
00 Jill Goldberg, Lesley Smith, Jutta Korkko
1 Rebekah Dahlman
2 Katie Eggers, Jennifer Risper, Chelsie ahll
3 Cherish Stringfield, Chanel Chisholm, Nadine Ndip, Heather Bowe (2013-14), Rachel Bell
4 Jade Huntington, Na'Sheema Hillmon, Katie Antony, Holly Rogers, Angela Puleo, Maggie Morrison
5 Jill Goldberg, Donna Harris, Paige Redman, Rachel Brockman, Lauren Lueders, Kady Schrann
10 Karen McGinn, Dana Turner, Robin Adams, Misty Lamb, Julie deGroot Katie Smith, Dee Davis, Christina Foggie, Khaléann Caron-Goudreau, Cierra Walker
11 Kristin Becker, Rhonda Blades, Lucy Torres, Erica Grimaldi, Ashlee Bridge, Jasmine Lister
12 Allison Ford, Lisa Witty, Michelle Kennedy, Michelle Palmisano, Chavonne Hammond, Tia Battle, Jordan Coleman, Myka Dancy
13 Ann Morrow, Dee Dee Cook, Sarah Mannes, Zuzi Klimesova, Nadine Ndip, Audrey-Ann Caron-Goudreau
14 Rachel Williams, Lynn Kimbrough, Barbara Brackman, Mary Braughler, Jeanie Carroll, Misty Lamb, Venessa Ferragamo
15 Maria Cardona, Colleen Desch, Renee Allen, Jennifer Cox, Kim Palmer, Venessa Ferragamo, Hannah Tuomi, Jasmine Jenkins
20 Cathy Bender, Eva Lemeh, Lori Gross, Carolyn Peck, Mara Cunningham, Leigh Strahinic, Abi Ramsey, Jessica Mooney
21 Kim Kilgore, Shelley Jarrard, Dana Winbush, Chantelle Anderson (retired), Stephanie Holzer, Heather Bowe, Erin Whalen
22 Sheila Johnansson, Aljeanette Bramlett, Tracie Albright, Deborah Denton, Ginger Jared, Nettie Respondek, Ashley McElhiney, Jence Rhoads, Marqu'es Webb, Bree Horrocks
23 Lisa Ostrom, Juli Colli, Jenn Hall, Merideth Marsh, Kylee Smith, Minta Spears
24 Gayle Kinzer, Tina Blair, Jackie Cowan, Barbara Bolden, Chris Dunn, Chavonne Hammond, Ashley Smith, Hillary Hager, Tia Gibbs, Kristen Gaffney, Autumn Newby
25 Cathy Bender, Donna Atkinson, Beth Ostendorf, Jackie Munch, Amber Norton, Morgan Batey
30 Diane Beasley, Sarah Nichols, Lori King, Elan Brown, LeaLea Carter
31 Harriet Brumfield, Lisa King, Cion Washington, Nicole Jules, Blessing Ejiofor
32 Tina Blair, Nicole Marcelli, Julie Powell, Jennifer Holmes, Ashley Earley, Liz Sherwood, Gabby Smith
33 Jean Henninger, Aljeanette Bramlett, Valerie Ellis, Julie Lewis, Karen Booker, Dee Dee Deeken, Nicole Hare, DeeAnn Bryan, Nettie Respondek, Jillian Danker, Caroline Williams, Rebecca Silinski, Christa Reed
34 Teresa Lawrence, Cindy Freeman, Patsy Smith, Heidi Gillingham (retired), Christina Wirth, Tiffany Clarke
35 Cindy Freeman, Katie Janky, Kendall Shaw, Kaleigh Clemons-Green
40 Karen Booker, Wendy Scholtens (retired)
41 Meg Turner, Paris Kea, Miaya Seawright, Paige Warren
42 Sissy Maddox, Eva Lemeh, Cathy Bender, Margaret Stiggard, Kylee Brock, Libby Kimery, Sarah Mannes, Angela Gorsica, Jenni Benningfield
43 Dottie Saye, Danielle Louis, Jill Corbett, Amy Malo
44 Donna Wheeler, Renae Sallquist, Kelly Dougherty, Tori Jarosz, Rayte'a Long
50 Candice Storey, Carla Thomas
51 Andrea Kyser
55 Donna Harris, Sheri Sam, Clair Watkins

A -- J

Adams, Robin ..... 1987
Albright, Tracie ..... 1983, 84
Allen, Renee ..... 1990, 91, 92, 93
Anderson, Chantelle ..... 2000, 01, 02, 03
Antony, Katie ..... 2004, 05
Atkinson, Donna ..... 1983, 84, 85, 86
Batey, Morgan ..... 2013, 14, 15, 16
Battle, Tia ..... 2002, 03
Beasley, Diane ..... 1979
Becker, Kristin ..... 1987, 88, 89, 90
Bell, Rachel ..... 2015, 16, 17, 18
Bender, Cathy ..... 1979, 80, 81, 82
Benningfield, Jenni ..... 2001, 02, 03, 04
Blades, Rhonda ..... 1992, 93, 94, 95
Blair, Tina ..... 1982, 83, 84, 85
Bolden, Barbara ..... 1988
Booker, Karen ..... 1984, 85, 86, 87
Bowe, Heather ..... 2013, 14, 15
Brackman, Barbara ..... 1982, 83, 84, 85
Bramlett, Aljeanette ..... 1980, 82
Bridge, Ashlee ..... 2007, 08, 09, 10
Brock, Kylee ..... 1984
Brockman, Rachel ..... 2006
Brown, Elan ..... 2010, 11, 12, 13
Brumfield, Harriet ..... 1982, 83, 84, 85
Bryan, DeeAnn ..... 1994
Caldwell, Betty ..... 1978
Cardona, Maria ..... 1979, 80, 81
Caron-Goudreau, Audrey-Ann ..... 2015
Caron-Goudreau, Khaléann ..... 2015
Carroll, Jeanie ..... 1987, 88, 89, 90
**Carter, LeaLea ..... 2017, 18**
Caslin, Katie ..... 1980
Chisholm, Chanel ..... 2008, 09
Clarke, Tiffany ..... 2010, 11, 12, 13
**Clemons-Green, Kaleigh ..... 2017, 18**
Coleman, Jordan ..... 2009, 10, 11, 12
Colli, Juli ..... 2001, 02
Cook, Dee Dee ..... 1981, 82, 83, 84
Corbet, Jill ..... 2002
Cowan, Jackie ..... 1983, 84, 85, 86
Cox, Jennifer ..... 1994
Cunningham, Kathy ..... 1978
Cunningham, Mara ..... 1992, 93, 95, 96
Dahlman, Rebekah ..... 2014, 15, 16
Dancy, Myka ..... 2016, 17, 18
Danker, Jillian ..... 1999, 00, 01, 02
Davis, Dee ..... 2004, 05, 06, 07
Deeken, Dee Dee ..... 1985
deGroot, Julie ..... 2000
Denton, Deborah ..... 1986, 87, 88, 89
Desch, Colleen ..... 1983
Dooley, Dee ..... 1978
Dougherty, Kelly ..... 1994, 95
Dunn, Christine ..... 1989, 90, 91, 92
Earley, Ashley ..... 2002, 03, 04, 05
Eggers, Katie ..... 2004
Ejiofor, Blessing ..... 2018
Ellis, Valerie ..... 1982
Ferragamo, Venessa ..... 2001, 02, 03, 04
Floyd, Allison ..... 1978, 79, 80, 81
Foggie, Christina ..... 2011, 12, 13, 14
Freeman, Cindy ..... 1979, 80
Gaffney, Kristen ..... 2014, 15, 16
Gibbs, Tia ..... 2009
Gillingham, Heidi ..... 1991, 92, 93, 94
Goldberg, Jill ..... 1986, 87, 88, 89
Gorsica, Angela ..... 1994, 95, 96, 97
Grimaldi, Erica ..... 2003, 04, 05, 06
Gross, Lori ..... 1984
Hager, Hillary ..... 2001, 02, 03, 04
**Hall, Chelsie ..... 2018**
Hall, Jenn ..... 2004
Hammond, Chavonne ..... 1997, 98, 99, 00
Hare, Nicole ..... 1986, 87, 88, 89
Harris, Donna ..... 1990, 91, 92, 94
Henninger, Jean ..... 1979
Hillmon, Na'Sheema ..... 1995, 96, 97, 98
Holmes, Jennifer ..... 1997, 98, 99, 00
Holzer, Stephanie ..... 2011, 12, 13
**Horrocks, Bree ..... 2018**
Huntington, Jade ..... 1989, 90, 91, 92
Janky, Katie ..... 1996, 97, 98, 99
Jared, Ginger ..... 1993, 94, 95, 96
Jarosz, Tori ..... 2011
Jarrard, Shelley ..... 1990, 91, 92, 93
Jenkins, Jasmine ..... 2013, 14, 15, 16
Johansson, Sheila ..... 1980, 81
Jordan, Jan ..... 1978
Jules, Nicole ..... 2003, 04, 05, 06

K -- Z

Kea, Paris ..... 2015
Kennebrew, Delora ..... 1978
Kennedy, Michelle ..... 1989, 90, 91, 92
Kilgore, Kim ..... 1985
Kimbrough, Lynn ..... 1980
Kimery, Libby ..... 1985, 86, 87, 88
King, Lisa ..... 1989, 91, 92, 93
King, Lori ..... 1989, 91
Kinzer, Gayle ..... 1980, 81
Klimesova, Zuzana ..... 1999, 00, 01, 02
Korkko, Jutta ..... 2001, 03, 04
Kyser, Andrea ..... 1987,88
Lamb, Misty ..... 1990, 91, 92, 93
Lawrence, Teresa ..... 1978, 79, 80
Lemeh, Eva ..... 1980, 81
Lewis, Julie ..... 1983
Lister, Jasmine ..... 2011, 12, 13, 14
Louis, Danielle ..... 1995, 96, 97
Long, Rayte'a ..... 2013, 14, 15, 16
Lueders, Lauren ..... 2007, 08, 09, 10
Maddox, Sissy ..... 1978, 79
Malo, Amy ..... 2007, 08, 09
Mannes, Sarah ..... 1989, 90, 91, 92
Marcelli, Nicole ..... 1986, 87, 88, 89
Marsh, Merideth ..... 2007, 08, 09, 10
McElhiney, Ashley ..... 2000, 01, 02, 03
McGinn, Karen ..... 1978, 79, 80, 81
Mooney, Jessica ..... 2007, 08, 09, 10
Morrison, Maggie ..... 2012, 13
Morrow, Ann ..... 1978-80
Munch, Jackie ..... 2000, 01
Myers, Ginnie ..... 1979
Ndip, Nadine ..... 2012, 13
**Newby, Autumn ..... 2018**
Nichols, Sarah ..... 1980, 81, 82
Norton, Amber ..... 2007, 08
Ostendorf, Beth ..... 1996, 97, 98, 99
Ostrom, Lisa ..... 1995, 96, 97, 98
O'Toole, Molly ..... 1978
Overbeck, Kayla ..... 2017, 18
Palmer, Kim ..... 2000, 01
Palmisano, Michelle ..... 1995, 96, 97
Peck, Carolyn ..... 1985, 86, 87, 88
Powell, Julie ..... 1991, 92, 93, 94
Puleo, Angela ..... 2011
Ramsey, Abi ..... 2002, 03, 04, 05
Reed, Christa ..... 2015, 16, 17, 18
Redman, Paige ..... 1996, 97, 98, 99
Respondek, Nettie ..... 1996, 97, 98, 99
Rhoads, Jence ..... 2008, 09, 10, 11
Risper, Jennifer ..... 2006, 07, 08, 09
Rogers, Holly ..... 2006
Sallquist, Renae ..... 1987, 88, 89, 90
Sam, Sheri ..... 1993, 94, 95, 96
Saye, Dottie ..... 1981, 82
Scholtens, Wendy ..... 1988, 89, 90, 91
Schrann, Kady ..... 2012, 13
Seawright, Miaya ..... 2016
Shaw, Kendall ..... 2013, 14, 15, 16
Sherwood, Liz ..... 2006, 07, 08
Silinski, Rebecca ..... 2008, 09, 10, 11
Smith, Ashley ..... 1998, 99, 00
Smith, Gabby ..... 2010, 11, 12, 13
Smith, Katie ..... 2002
Smith, Kylee ..... 2014
Smith, Lesley ..... 1991, 92, 93, 94
Smith, Patsy ..... 1985, 86,87, 88
Spears, Minta ..... 2016
Stigaard, Margaret ..... 1983
Storey, Candice ..... 1998, 99, 00, 01, 02
Strahinic, Leigh ..... 1999, 00
Stringfield, Cherish ..... 2004, 05, 06
Thomas, Carla ..... 2004, 05, 06, 07
Torres, Lucy ..... 2001
Tuomi, Hannah ..... 2008, 09, 10, 11
Turner, Dana ..... 1983, 84, 85, 86
Turner, Meg ..... 1982, 83
**Walker, Cierra ..... 2017, 18**
Warren, Paige ..... 2018
Washington, Consolacion ..... 1997, 98, 99, 00
Watkins, Clair ..... 2012, 13
Webb, Marqu'es ..... 2014, 15, 16, 17
Whalen, Erin ..... 2017, 18
Wheeler, Donna ..... 1981
Williams, Caroline ..... 2004, 05, 06, 07
Williams, Rachel ..... 1978
Winbush, Dana ..... 1998
Wirth, Christina ..... 2006, 07, 08, 09
Witty, Lisa ..... 1982

Current players in **BOLD**

# ALL-TIME ROSTER

**TENNESSEE (54)**
Robin Adams (Knoxville), 1987
Tracie Albright (Clarksville), 1983, 84
*Brinae Alexander (Murfreesboro), 2019-*
Diane Beasley (Franklin), 1979
Rachel Bell (Cumberland Furnace), 2015-18
Cathy Bender (Mt. Juliet), 1979-82
Karen Booker (Franklin), 1984-87
Aljeanette Bramlett (Pulaski), 1980, 82
Dee Ann Bryan (Dellrose), 1994
Betty Caldwell (Monteagle), 1978
*Jordyn Cambridge (Nashville), 2019-*
Maria Cardona (Celina), 1979-81
Jeanie Carroll (Clifton), 1987-90
*LeaLea Carter (Dickson), 2017-*
Dee Dee Cook (Chapel Hill), 1981-84
Jackie Cowan (Nashville), 1983-86
Kathy Cunningham (Winchester), 1978
Myka Dancy (Antioch), 2016-18
Dee Dooley (Waynesboro), 1978
Ashley Earley (Memphis), 2002-05
Kayci Ferriss (Carthage), 2011
Allison Floyd (Nashville), 1978-81
Cindy Freeman (Portland), 1979, 1980
*Kaleigh Clemons-Green (Chattanooga), 2017-*
Lori Gross (Mt. Juliet), 1984
Nicole Hare (Nashville), 1986-89
Donna Harris (Nashville), 1990-92, 1994
Ginger Jared (Sparta), 1993-96
Sheila Johansson (Mt. Juliet), 1980, 1981
Jan Jordan (Franklin), 1978
Kim Kilgore (Speedwell), 1985
Lynn Kimbrough (Hendersonville), 1980
Libby Kimery (Nashville), 1985-88
Gayle Kinzer (Nashville), 1980-81
Misty Lamb (Shelbyville), 1990-93
Teresa Lawrence (Lookout Mountain), 1978-80
Eva Lemeh (Nashville), 1980-81
Ashley McElhiney (Gleason), 2000-03
Karen McGinn (Nashville), 1978-81
Jessica Mooney (Nashville), 2007-10
Ginnie Myers (Franklin), 1979
Sarah Nichols (Nashville), 1980-82
Carolyn Peck (Jefferson City), 1985-88
Julie Powell (Woodbury), 1991-94
Angela Puleo (Maryville), 2011
Abi Ramsey (Shelbyville), 2002-05
Paige Redman (Cleveland), 1996-99
Holly Rogers (Cleveland), 2006
Katie Smith (Lawrenceburg), 2001-02
Lesley Smith (Livingston), 1991-92
Patsy Smith (Shelbyville), 1985-88
Dana Turner (Hendersonville), 1983-86
Rachel Williams (Nashville), 1978
Dana Winbush (Nashville), 1998

**ALABAMA (4)**
Candice Storey (Madison), 1998-2002
Kim Palmer (Lanett), 2000-01
Rebecca Silinski (Birmingham), 2008-11
Marqu'es Webb (Montgomery), 2014-17

**ARIZONA (1)**
Christina Wirth (Mesa), 2006-09

**ARKANSAS (1)**
Wendy Scholtens (Fort Smith), 1988-91

**CALIFORNIA (7)**
Kylee Brock (Ventura), 1984
Venessa Ferragamo (Orange), 2001-04
Jenn Hall (Folsom), 2004
Jasmine Lister (Corona), 2011-2015
Kayla Overbeck (Newbury Park), 2017-18
Michelle Palmisano (Ventura), 1995-97
Jennifer Risper (Moreno Valley), 2006-09

**COLORADO (2)**
Liz Sherwood (Castle Rock), 2006-08
Hannah Tuomi (Thornton), 2008-11

**DISTRICT OF COLUMBIA (1)**
Nicole Jules, 2003-06

**FLORIDA (5)**
Harriet Brumfield (Tampa), 1982-85
Jordan Coleman (Lake Mary), 2009-12
Colleen Desch (Ocala), 1983
*Chelsie Hall (Boca Raton), 2018-*
Lucy Torres (Orlando), 2000
Donna Wheeler (Jacksonville), 1981

**GEORGIA (12)**
Morgan Batey (Atlanta), 2013-2016
Barbara Brackman (Douglasville), 1982-85
Elan Brown (Atlanta), 2010-13
Tiffany Clarke (Duluth), 2010-13
Deborah Denton (Atlanta), 1986-89
Jean Henninger (Athens), 1979
*Bree Horrocks (Buford), 2018-*
Jasmine Jenkins (Gainesville), 2013-16
Delora Kennebrew (Hamilton), 1978
Sissy Maddox (Atlanta), 1978, 1979
*Autumn Newby (Lawrenceville), 2018-*
Dottie Saye (Marietta), 1981-82
Kylee Smith (Alpharetta), 2014
Caroline Williams (Rockmart), 2004-07

**INDIANA (2)**
Rachel Brockman (Noblesville), 2006
Jill Corbett (Indianapolis), 2001-02

**ILLINOIS (2)**
Dee Dee Deeken (Palatine), 1985
*Isabella Paldrmic (Lincolnshire), 2019-*

**KANSAS (1)**
Kelly Dougherty (Leavenworth), 1994, 95

**KENTUCKY (7)**
Jenni Benningfield (Louisville), 2001-04
Tia Gibbs (Louisville), 2009
Michelle Kennedy (Hawesville), 1989-92
Merideth Marsh (Louisville), 2007-10
Amber Norton (Louisville), 2007-09
Leigh Strahinic (Danville), 1998-00
Lisa Witty (Glasgow), 1982

**LOUISIANA (3)**
Katie Antony (Anacoco) 2004-05
Barbara Bolden (Shreveport), 1988
Sheri Sam (Duson), 1993-96

**MARYLAND (4)**
Chavonne Hammond (Crofton), 1997-00
Jennifer Holmes (Severna Park), 1997-00
Lisa Ostrom (Gaithersburg), 1995-98
Maggie Morrison (Millersville), 2012-13

**MASSACHUSETTS (2)**
Jillian Danker (Wilbraham), 1999-2002
Julie Lewis (Wayland), 1983

**MINNESOTA (3)**
Tia Battle (Plymouth), 2002-03
Rebekah Dahlman (Braham), 2014-17
Amy Malo (Fairmont), 2006-09

**MISSISSIPPI (2)**
Ann Morrow (Terry), 1978-80
Christa Reed (Bay St. Louis), 2015-18

**MISSOURI (3)**
Rhonda Blades (Springfield), 1992-95
Erica Grimaldi (Kansas City), 2003-06
Lauren Lueders (Frohna), 2007-10

**NEVADA (1)**
Jacki Munch (Las Vegas), 2000-01

**NEW JERSEY (2)**
Christina Foggie (Mount Laurel), 2011-15
Danielle Louis (Piscataway), 1994, 1996-97

**NEW YORK (3)**
Katie Caslin (Middle Village), 1980
Chanel Chisholm (Long Island), 2008-09
Tori Jarosz (Cortlandt Manor), 2011

**NORTH CAROLINA (6)**
Donna Atkinson (Goldsboro), 1983-86
Kristen Gaffney (Cary), 2014-2016
Jill Goldberg (Raleigh), 1986-89
Paris Kea (Greensboro), 2015
Erin Whalen (Charlotte), 2017-18
Clair Watkins (Charlotte), 2011-13

**OHIO (11)**
Renée Allen (Cincinnati), 1990-93
Ashlee Bridge (Cincinnati), 2007-10
Dee Davis (Cincinnati), 2004-07
Na'Sheema Hillmon (Cleveland), 1995-98
Katie Janky (Centerville), 1996-99
Andrea Kyser (Warren), 1987-88
Rayte'a Long (Dayton), 2013-2016
Nicole Marcelli (Canton), 1986-89
Beth Ostendorf (Pickerington), 1996-99
Molly O'Toole (Shaker Heights), 1978
Gabby Smtih (Cincinnati), 2010-13
Paige Warren (Dublin), 2017

**OKLAHOMA (1)**
Shelley Jarrard (Gore), 1990-93

**OREGON (2)**
Ashley Smith (Oregon City), 1998-00
*Cierra Walker (Oregon City), 2017-*

**PENNSYLVANIA (6)**
Tina Blair (Indiana), 1982-85
Hillary Hager (Franklin), 2001-04
Stephanie Holzer (Newtown Square), 2010-13
Jence Rhoads (Slippery Rock), 2008-11
Kady Schrann (York), 2012-2014
Carla Thomas (Mechanicsburg), 2004-07

**SOUTH CAROLINA (3)**
Jennifer Cox (Greer), 1994
Miaya Seawright (Simpsonville), 2016-17
Consolacion Washington (Columbia), 1997-00

**SOUTH DAKOTA (2)**
Sarah Mannes (Yankton), 1989-92
Renae Sallquist (Volga), 1987-90

**TEXAS (8)**
Juli Colli (Flower Mound), 2001-02
Heidi Gillingham (Floresville), 1991-94
Lisa King (San Antonio) 1989, 1991-93
Lori King (San Antonio), 1989, 1991
Nadine Ndip (Spring), 2012-13
Nettie Respondek (Rosenburg), 1996-99
Minta Spears (Bullard), 2016-17
Kendall Shaw (Mont Belvieu), 2013-16

**VERMONT (1)**
Jade Huntington (Bradford), 1989-92

**VIRGINIA (6)**
Mara Cunningham (Fairfax), 1992-93, 1995-96
Valerie Ellis (Gloucester), 1982
Angela Gorsica (Waynesboro), 1994-97
Cherish Stringfield (Wakefield), 2004-06
Margaret Stiggard (Lynchburg), 1983
Meg Turner (Wytheville), 1982-83

**WASHINGTON (1)**
Chantelle Anderson (Vancouver), 2000-03

**WEST VIRGINIA (1)**
Christine Dunn (Salt Rock), 1989-92

**WISCONSIN (2)**
Kristin Becker (New Berlin), 1987-90
Heather Bowe (Eau Claire), 2013-15

**AUSTRALIA (1)**
Julie deGroot (Berriedale, Tasmania), 2000

**CANADA (2)**
Caron-Goudreau, Audrey-Ann (Gatineau, Quebec), 2015
Caron-Goudreau, Khaléann (Gatineau, Quebec), 2015

**CZECH REPUBLIC (1)**
Zuzana Klimesova (Prague), 1999-2002

**FINLAND (1)**
Jutta Korkko (Helsinki), 2001-04

**GREECE (1)**
*Mariella Fasoula (Athens), 2018-*

**NEW ZEALAND (1)**
Katie Eggers (Nelson), 2005
*NOTE: Current players in italics*

# 1,000-POINT CLUB

## 1. Chantelle Anderson (6-6, Center, 2000-03) . . . . . 2,604 points

| YEAR | G-S | FG-FGA | PCT. | 3P-3PA | PCT | FT-FTA | PCT. | REB-AVG | AST | TP-AVG |
|---|---|---|---|---|---|---|---|---|---|---|
| 1999-00 | 34-34 | 216-367 | .589 | 0-1 | .000 | 104-150 | .693 | 190-5.6 | 25 | 536-15.8 |
| 2000-01 | 34-34 | 292-404 | .723 | 4-7 | .571 | 134-185 | .724 | 215-6.3 | 37 | 722-21.2 |
| 2001-02 | 37-37 | 295-456 | .647 | 5-13 | .385 | 170-220 | .773 | 250-6.8 | 54 | 765-20.7 |
| 2002-03 | 32-32 | 217-341 | .636 | 0-0 | 000 | 147-196 | .750 | 167-5.2 | 57 | 581-18.2 |
| **Totals** | **137-137** | **1020-1568** | **.651** | **9-21** | **.429** | **555-751** | **.739** | **822-6.0** | **173** | **2604-19.0** |

## 2. Wendy Scholtens (6-4, Center, 1988-91) . . . . . 2,602 points

| YEAR | G-S | FG-FGA | PCT | 3P-3PA | PCT | FT-FTA | PCT | REB-AVG | AST | PTS-AVG |
|---|---|---|---|---|---|---|---|---|---|---|
| 1987-88 | 28-26 | 169-274 | .617 | 0-0 | .000 | 92-117 | .786 | 235-8.4 | 47 | 430-15.4 |
| 1988-89 | 29-29 | 228-400 | .570 | 0-1 | .000 | 197-225 | .876 | 315-10.9 | 73 | 653-22.5 |
| 1989-90 | 34-34 | 309-525 | .589 | 1-3 | .333 | 236-264 | .894 | 389-11.4 | 100 | 855-25.1 |
| 1990-91 | 31-31 | 253-456 | .555 | 2-5 | .400 | 156-179 | .872 | 333-10.7 | 85 | 664-21.4 |
| **Totals** | **122-120** | **959-1655** | **.579** | **3-9** | **.333** | **681-785** | **.868** | **1272-10.4** | **305** | **2602-21.3** |

## 3. Harriet Brumfield (6-2, Center, 1982-85) . . . . . 1,956 points

| YEAR | G | FG-FGA | PCT. | 3P-3PA | PCT | FT-FTA | PCT. | REB-AVG | AST | TP-AVG |
|---|---|---|---|---|---|---|---|---|---|---|
| 1981-82 | 34 | 269-511 | .526 | -- | -- | 133-194 | .686 | 361-10.6 | 13 | 671-19.7 |
| 1982-83 | 26 | 168-327 | .514 | -- | -- | 94-137 | .686 | 206-7.9 | 28 | 430-16.5 |
| 1983-84 | 32 | 176-364 | .484 | -- | -- | 110-168 | .655 | 301-9.4 | 21 | 462-14.4 |
| 1984-85 | 27 | 154-318 | .484 | -- | -- | 85-124 | .685 | 199-7.4 | 18 | 393-14.6 |
| **Totals** | **119** | **767-1520** | **.505** | **--** | **--** | **422-623** | **.677** | **1067-9.0** | **65** | **1956-16.4** |

## 4. Jackie Cowan (5-10, Forward, 1983-86) . . . . . 1,875 points

| YEAR | G | FG-FGA | PCT. | 3P-3PA | PCT | FT-FTA | PCT. | REB-AVG | AST | TP-AVG |
|---|---|---|---|---|---|---|---|---|---|---|
| 1982-83 | 26 | 170-299 | .569 | -- | -- | 61-92 | .663 | 167-6.4 | 39 | 401-15.4 |
| 1983-84 | 32 | 212-429 | .494 | -- | -- | 60-75 | .800 | 199-6.2 | 52 | 484-15.1 |
| 1984-85 | 27 | 153-336 | .455 | -- | -- | 51-66 | .773 | 144-5.3 | 72 | 357-13.2 |
| 1985-86 | 31 | 265-504 | .526 | -- | -- | 101-126 | .802 | 250-8.1 | 70 | 633-20.4 |
| **Totals** | **116** | **800-1568** | **.510** | **--** | **--** | **273-359** | **.760** | **760-6.6** | **233** | **1875-16.2** |

## 5. Zuzana Klimesova (6-2, Forward, 1999-02) . . . . . 1,867 points

| YEAR | G-S | FG-FGA | PCT. | 3P-3PA | PCT | FT-FTA | PCT. | REB-AVG | AST | TP-AVG |
|---|---|---|---|---|---|---|---|---|---|---|
| 1998-99 | 27-12 | 107-217 | .493 | 0-2 | .000 | 55-88 | .625 | 170-6.3 | 24 | 269-10.0 |
| 1999-00 | 34-34 | 211-379 | .557 | 2-3 | .667 | 51-73 | .699 | 250-7.4 | 80 | 475-14.0 |
| 2000-01 | 34-34 | 234-414 | .565 | 7-21 | .333 | 80-111 | .721 | 276-8.1 | 119 | 555-16.3 |
| 2001-02 | 37-37 | 227-399 | .569 | 8-24 | .333 | 106-132 | .803 | 268-7.2 | 112 | 568-15.4 |
| **Totals** | **132-117** | **779-1409** | **.552** | **17-50** | **.340** | **292-404** | **.722** | **964-7.3** | **335** | **1867-14.1** |

## 6. Carla Thomas (6-3, Forward, 2004-07) . . . . . 1,774 points

| YEAR | G-S | FG-FGA | PCT. | 3P-3PA | PCT | FT-FTA | PCT. | REB-AVG | AST | TP-AVG |
|---|---|---|---|---|---|---|---|---|---|---|
| 2003-04 | 34-23 | 138-250 | .552 | 0-0 | .000 | 65-84 | .774 | 172-5.1 | 26 | 341-10.0 |
| 2004-05 | 32-32 | 206-381 | .541 | 0-0 | .000 | 97-121 | .802 | 208-6.5 | 51 | 509-15.9 |
| 2005-06 | 30-29 | 141-268 | .526 | 0-0 | .000 | 91-109 | .835 | 178-5.9 | 56 | 373-12.4 |
| 2006-07 | 34-33 | 221-402 | .550 | 2-8 | .250 | 107-133 | .805 | 217-6.4 | 77 | 551-16.2 |
| **Totals** | **130-117** | **706-1301** | **.543** | **2-8** | **.250** | **360-447** | **.805** | **775-6.0** | **210** | **1774-13.6** |

## 7. Christina Foggie (5-9, Guard, 2011-14) . . . . . 1,743 points

| YEAR | G-S | FG-FGA | PCT. | 3P-3PA | PCT | FT-FTA | PCT. | REB-AVG | AST | TP-AVG |
|---|---|---|---|---|---|---|---|---|---|---|
| 2010-11 | 21-7 | 58-182 | .319 | 41-117 | .350 | 50-66 | .758 | 52-2.5 | 43 | 207-9.9 |
| 2011-12 | 33-33 | 195-433 | .450 | 91-219 | .416 | 104-125 | .832 | 112-3.4 | 70 | 585-17.7 |
| 2012-13 | 27-22 | 124-318 | .390 | 62-189 | .328 | 52-75 | .693 | 91-3.4 | 66 | 362-13.4 |
| 2013-14 | 31-31 | 185-406 | .456 | 82-210 | .390 | 137-190 | .721 | 112-3.6 | 99 | 589-19.0 |
| **Totals** | **112-93** | **562-1339** | **.420** | **276-735** | **.376** | **343-456** | **.752** | **367-3.3** | **278** | **1743-15.6** |

## 8. Donna Atkinson (5-6, Guard, 1983-86) . . . . . 1,656 points

| YEAR | G | FG-FGA | PCT. | 3P-3PA | PCT | FT-FTA | PCT. | REB-AVG | AST | TP-AVG |
|---|---|---|---|---|---|---|---|---|---|---|
| 1982-83 | 26 | 171-359 | .476 | -- | -- | 40-59 | .678 | 90-3.5 | 78 | 382-14.7 |
| 1983-84 | 32 | 213-463 | .460 | -- | -- | 84-111 | .757 | 121-3.8 | 78 | 510-15.9 |
| 1984-85 | 27 | 148-302 | .490 | -- | -- | 26-37 | .703 | 105-3.9 | 79 | 322-11.9 |
| 1985-86 | 31 | 196-403 | .486 | -- | -- | 50-63 | .794 | 101-3.3 | 82 | 442-14.3 |
| **Totals** | **116** | **728-1527** | **.477** | **--** | **--** | **200-270** | **.741** | **417-3.6** | **317** | **1656-14.3** |

# 1,000-POINT CLUB

## 9. Barbara Brackman (6-3, Center, 1982-85) ..... 1,631 points

| YEAR | G | FG-FGA | PCT. | 3P-3PA | PCT | FT-FTA | PCT. | REB-AVG | AST | TP-AVG |
|---|---|---|---|---|---|---|---|---|---|---|
| 1981-82 | 33 | 277-571 | .485 | -- | -- | 85-117 | .726 | 283-8.6 | 26 | 639-19.4 |
| 1982-83 | 26 | 131-317 | .413 | -- | -- | 56-96 | .583 | 227-8.7 | 55 | 318-12.2 |
| 1983-84 | 32 | 183-410 | .446 | -- | -- | 106-149 | .711 | 211-6.6 | 52 | 472-14.8 |
| 1984-85 | 25 | 76-211 | .360 | -- | -- | 50-70 | .714 | 113-4.5 | 88 | 202-8.1 |
| **Totals** | **116** | **667-1509** | **.442** | **--** | **--** | **297-432** | **.688** | **834-7.2** | **221** | **1631-14.1** |

## 10. Jasmine Lister (5-4, Guard, 2011-14) ..... 1,618 points

| YEAR | G-S | FG-FGA | PCT. | 3P-3PA | PCT | FT-FTA | PCT. | REB-AVG | AST | TP-AVG |
|---|---|---|---|---|---|---|---|---|---|---|
| 2010-11 | 32-32 | 131-335 | .391 | 65-177 | .367 | 50-70 | .714 | 83-2.6 | 103 | 377-11.8 |
| 2011-12 | 33-33 | 140-328 | .427 | 46-132 | .348 | 87-104 | .837 | 94-2.8 | 176 | 413-12.5 |
| 2012-13 | 33-33 | 141-364 | .387 | 56-152 | .368 | 64-74 | .865 | 100-3.0 | 168 | 402-12.2 |
| 2013-14 | 31-31 | 150-335 | .448 | 51-116 | .440 | 75-87 | .862 | 109-3.5 | 144 | 426-13.7 |
| **Totals** | **129-129** | **562-1362** | **.413** | **218-577** | **.378** | **276-335** | **.824** | **386-3.0** | **591** | **1618-12.5** |

## 11. Christina Wirth (6-1, Forward/Guard, 2006-09) ..... 1,596 points

| YEAR | G-S | FG-FGA | PCT. | 3P-3PA | PCT | FT-FTA | PCT. | REB-AVG | AST | TP-AVG |
|---|---|---|---|---|---|---|---|---|---|---|
| 2005-06 | 32-15 | 66-141 | .468 | 31-70 | .443 | 18-24 | .750 | 79-2.5 | 34 | 181-5.7 |
| 2006-07 | 34-34 | 140-279 | .502 | 53-121 | .438 | 54-62 | .871 | 148-4.4 | 80 | 387-11.4 |
| 2007-08 | 34-34 | 165-349 | .473 | 71-171 | .415 | 45-54 | .833 | 170-5.0 | 89 | 446-13.1 |
| 2008-09 | 35-35 | 212-475 | .446 | 80-211 | .379 | 78-106 | .736 | 198-5.7 | 74 | 582-16.6 |
| **Totals** | **135-118** | **583-1244** | **.469** | **235-573** | **.410** | **195-246** | **.793** | **595-4.4** | **277** | **1596-11.8** |

## 12. Heidi Gillingham (6-10, Center, 1991-94) ..... 1,593 points

| YEAR | G-S | FG-FGA | PCT. | 3P-3PA | PCT | FT-FTA | PCT. | REB-AVG | BLK | TP-AVG |
|---|---|---|---|---|---|---|---|---|---|---|
| 1990-91 | 31-6 | 100-179 | .559 | 0-0 | .000 | 28-51 | .549 | 186-6.0 | 87 | 228-7.4 |
| 1991-92 | 31-31 | 161-272 | .592 | 0-0 | .000 | 61-101 | .604 | 242-7.8 | 131 | 383-12.4 |
| 1992-93 | 33-33 | 212-339 | .625 | 0-0 | .000 | 58-96 | .604 | 242-7.3 | 105 | 482-14.6 |
| 1993-94 | 33-33 | 215-382 | .563 | 0-4 | .000 | 70-124 | .565 | 202-6.1 | 90 | 500-15.2 |
| **Totals** | **128-103** | **688-1172** | **.587** | **0-4** | **.000** | **217-372** | **.583** | **872-6.8** | **413** | **1593-12.4** |

## 13. Sheri Sam (6-1, Forward, 1993-96) ..... 1,537 points

| YEAR | G-S | FG-FGA | PCT. | 3P-3PA | PCT | FT-FTA | PCT. | REB-AVG | AST | TP-AVG |
|---|---|---|---|---|---|---|---|---|---|---|
| 1992-93 | 24-1 | 32-61 | .525 | 0-0 | .000 | 13-27 | .481 | 50-2.1 | 11 | 77-3.2 |
| 1993-94 | 33-19 | 125-240 | .521 | 3-6 | .500 | 51-75 | .680 | 206-6.2 | 64 | 304-9.2 |
| 1994-95 | 35-35 | 224-417 | .537 | 8-25 | .320 | 88-118 | .746 | 291-8.3 | 126 | 544-15.5 |
| 1995-96 | 30-29 | 244-427 | .571 | 13-41 | .317 | 111-147 | .755 | 140-4.7 | 105 | 612-20.4 |
| **Totals** | **122-84** | **625-1145** | **.546** | **24-72** | **.333** | **263-367** | **.717** | **687** | **24** | **1537-12.6** |

## 14. Karen Booker (6-1, Center, 1984-87) ..... 1,522 points

| YEAR | G | FG-FGA | PCT. | 3P-3PA | PCT | FT-FTA | PCT. | REB-AVG | AST | TP-AVG |
|---|---|---|---|---|---|---|---|---|---|---|
| 1983-84 | 31 | 108-239 | .452 | -- | -- | 66-102 | .647 | 219-7.1 | 5 | 282-9.1 |
| 1984-85 | 24 | 96-216 | .444 | -- | -- | 34-87 | .391 | 150-6.3 | 14 | 226-9.4 |
| 1985-86 | 31 | 155-375 | .413 | -- | -- | 81-202 | .401 | 338-10.9 | 27 | 391-12.6 |
| 1986-87 | 33 | 235-517 | .455 | -- | -- | 153-250 | .612 | 389-11.8 | 43 | 623-18.9 |
| **Totals** | **119** | **594-1347** | **.441** | **--** | **--** | **334-641** | **.521** | **1096-9.2** | **89** | **1522-12.8** |

## 15. Jenni Benningfield (6-3, Forward, 2001-04) ..... 1,501 points

| YEAR | G-S | FG-FGA | PCT. | 3P-3PA | PCT | FT-FTA | PCT. | REB-AVG | AST | TP-AVG |
|---|---|---|---|---|---|---|---|---|---|---|
| 2000-01 | 34-34 | 113-266 | .425 | 56-139 | .403 | 37-53 | .698 | 241-7.1 | 107 | 319-9.4 |
| 2001-02 | 37-37 | 80-195 | .410 | 42-102 | .412 | 19-27 | .704 | 162-4.4 | 83 | 221-6.0 |
| 2002-03 | 32-32 | 212-381 | .556 | 25-66 | .379 | 79-113 | .699 | 253-7.9 | 91 | 528-16.5 |
| 2003-04 | 33-23 | 165-340 | .485 | 10-36 | .278 | 93-138 | .674 | 195-5.9 | 48 | 433-13.1 |
| **Totals** | **136-126** | **570-1182** | **.482** | **133-343** | **.388** | **228-331** | **.689** | **851-6.3** | **329** | **1501-11.0** |

## 16. Tiffany Clarke (6-0, Forward, 2010-13) ..... 1,415 points

| YEAR | G-S | FG-FGA | PCT. | 3P-3PA | PCT | FT-FTA | PCT. | REB-AVG | AST | TP-AVG |
|---|---|---|---|---|---|---|---|---|---|---|
| 2009-10 | 34-15 | 93-193 | .482 | 0-0 | .000 | 69-112 | .616 | 180-5.3 | 12 | 255-7.5 |
| 2010-11 | 32-17 | 89-159 | .560 | 0-0 | .000 | 66-108 | .611 | 172-5.4 | 17 | 244-7.6 |
| 2011-12 | 33-15 | 137-242 | .566 | 0-0 | .000 | 93-155 | .600 | 237-7.2 | 25 | 367-11.1 |
| 2012-13 | 33-33 | 208-404 | .515 | 0-0 | .000 | 133-205 | .649 | 278-8.4 | 37 | 549-16.6 |
| **Totals** | **132-80** | **527-998** | **.528** | **0-0** | **.000** | **361-580** | **.622** | **867-6.6** | **91** | **1415-10.7** |

# 1,000-POINT CLUB

## 17. Donna Harris (5-7, Guard, 1990-94) ..... 1,400 points

| YEAR | G-S | FG-FGA | PCT. | 3P-3PA | PCT | FT-FTA | PCT. | REB-AVG | AST | TP-AVG |
|---|---|---|---|---|---|---|---|---|---|---|
| 1989-90 | 34-17 | 129-285 | .453 | 45-91 | .495 | 80-105 | .762 | 123-3.6 | 99 | 383-11.3 |
| 1990-91 | 31-30 | 127-306 | .415 | 32-78 | .410 | 74-89 | .831 | 107-3.5 | 109 | 360-11.6 |
| 1991-92 | 31-20 | 132-303 | .436 | 43-115 | .374 | 84-116 | .724 | 109-3.5 | 71 | 391-12.6 |
| 1993-94 | 33-19 | 88-214 | .411 | 25-84 | .298 | 65-83 | .783 | 146-4.4 | 99 | 266-8.1 |
| **Totals** | **129-86** | **476-1108** | **.430** | **145-368** | **.394** | **303-393** | **.771** | **485-3.8** | **378** | **1400-10.9** |

## 18. Julie Powell (5-11, Guard, 1991-94) ..... 1,394 points

| YEAR | G-S | FG-FGA | PCT. | 3P-3PA | PCT | FT-FTA | PCT. | REB-AVG | AST | TP-AVG |
|---|---|---|---|---|---|---|---|---|---|---|
| 1990-91 | 28-11 | 114-227 | .502 | 43-91 | .473 | 56-69 | .812 | 84-3.0 | 48 | 327-11.7 |
| 1991-92 | 31-31 | 132-280 | .471 | 42-108 | .389 | 33-47 | .702 | 123-4.0 | 75 | 339-10.9 |
| 1992-93 | 32-32 | 132-256 | .516 | 49-115 | .426 | 85-98 | .867 | 116-3.6 | 84 | 398-12.4 |
| 1993-94 | 30-30 | 120-242 | .496 | 69-146 | .473 | 21-33 | .636 | 94-3.1 | 75 | 330-11.0 |
| **Totals** | **121-104** | **498-1005** | **.496** | **203-460** | **.441** | **195-247** | **.789** | **417-3.4** | **282** | **1394-11.5** |

## 19. Deborah Denton (5-8, Guard, 1986-89) ..... 1,390 points

| YEAR | G-S | FG-FGA | PCT. | 3P-3PA | PCT | FT-FTA | PCT. | REB-AVG | AST | TP-AVG |
|---|---|---|---|---|---|---|---|---|---|---|
| 1985-86 | 29-0 | 57-123 | .463 | -- | -- | 13-30 | .433 | 58-2.0 | 38 | 127-4.4 |
| 1986-87 | 32-0 | 195-401 | .486 | -- | -- | 76-112 | .679 | 75-2.3 | 156 | 466-14.6 |
| 1987-88 | 27-18 | 135-292 | .462 | 47-120 | .392 | 68-91 | .747 | 81-3.0 | 111 | 383-14.2 |
| 1988-89 | 29-27 | 136-311 | .437 | 48-128 | .375 | 94-129 | .729 | 74-2.6 | 140 | 414-14.3 |
| **Totals** | **117-45** | **523-1127** | **.464** | **95-248** | **.383** | **251-362** | **.693** | **288-2.5** | **445** | **1390-11.9** |

## 20. Ashley Earley (5-10, Forward, 2002-05) ..... 1,382 points

| YEAR | G-S | FG-FGA | PCT | 3P-3PA | PCT | FT-FTA | PCT | REB-AVG | AST | PTS-AVG |
|---|---|---|---|---|---|---|---|---|---|---|
| 2001-02 | 37-10 | 75-157 | .478 | 3-14 | .214 | 52-77 | .675 | 173-4.7 | 61 | 205-5.5 |
| 2002-03 | 32-0 | 77-136 | .566 | 0-1 | .000 | 48-75 | .640 | 109-3.4 | 30 | 202-6.3 |
| 2003-04 | 34-22 | 158-283 | .558 | 0-1 | .000 | 70-110 | .636 | 229-6.7 | 50 | 386-11.4 |
| 2004-05 | 32-32 | 240-375 | .640 | 0-0 | .000 | 109-159 | .686 | 300-9.4 | 70 | 589-18.4 |
| **Totals** | **135-64** | **550-951** | **.578** | **3-16** | **.188** | **279-421** | **.662** | **811-6.0** | **211** | **1382-10.2** |

## 21. Merideth Marsh (5-6, Guard, 2007-10) ..... 1,332 points

| YEAR | G-S | FG-FGA | PCT. | 3P-3PA | PCT | FT-FTA | PCT. | REB-AVG | AST | TP-AVG |
|---|---|---|---|---|---|---|---|---|---|---|
| 2006-07 | 31-0 | 36-77 | .468 | 20-42 | .476 | 47-56 | .839 | 32-1.0 | 62 | 139-4.5 |
| 2007-08 | 34-28 | 101-248 | .407 | 67-179 | .374 | 36-44 | .818 | 84-2.5 | 82 | 305-9.0 |
| 2008-09 | 35-35 | 124-302 | .411 | 81-207 | .391 | 45-50 | .900 | 86-2.5 | 62 | 374-10.7 |
| 2009-10 | 34-33 | 155-358 | .433 | 88-225 | .391 | 116-138 | .841 | 119-3.5 | 102 | 514-15.1 |
| **Totals** | **134-96** | **416-985** | **.422** | **256-653** | **.392** | **244-288** | **.847** | **321-2.4** | **308** | **1332-9.9** |

## 22. Na'Sheema Hillmon (6-2, Forward, 1995-98) ..... 1,295 points

| YEAR | G-S | FG-FGA | PCT. | 3P-3PA | PCT | FT-FTA | PCT. | REB-AVG | AST | TP-AVG |
|---|---|---|---|---|---|---|---|---|---|---|
| 1994-95 | 35-34 | 146-277 | .527 | 0-0 | 0 | 46-95 | .484 | 233-6.7 | 31 | 338-9.7 |
| 1995-96 | 30-19 | 93-218 | .427 | 0-0 | 0 | 38-62 | .613 | 190-6.3 | 26 | 224-7.5 |
| 1996-97 | 31-31 | 157-328 | .479 | 0-0 | 0 | 43-85 | .506 | 255-8.2 | 38 | 357-11.5 |
| 1997-98 | 29-29 | 166-334 | .497 | 0-0 | 0 | 44-78 | .564 | 165-5.7 | 27 | 376-13.0 |
| **Totals** | **125-113** | **562-1157** | **.486** | **0-0** | **0** | **171-320** | **.534** | **843-6.7** | **122** | **1295-10.4** |

## 23. Misty Lamb (6-2, Forward, 1990-93) ..... 1,247 points

| YEAR | G-S | FG-FGA | PCT. | 3P-3PA | PCT | FT-FTA | PCT. | REB-AVG | AST | TP-AVG |
|---|---|---|---|---|---|---|---|---|---|---|
| 1989-90 | 34-32 | 176-313 | .562 | 0-0 | .000 | 65-92 | .707 | 221-6.5 | 51 | 417-12.3 |
| 1990-91 | 30-30 | 111-223 | .498 | 0-0 | .000 | 21-39 | .538 | 152-5.1 | 56 | 243-8.1 |
| 1991-92 | 31-22 | 113-223 | .507 | 4-9 | .444 | 22-37 | .595 | 177-5.7 | 40 | 252-8.1 |
| 1992-93 | 33-33 | 135-281 | .480 | 2-10 | .200 | 63-90 | .700 | 206-6.2 | 51 | 335-10.2 |
| **Totals** | **128-117** | **535-1040** | **.514** | **6-19** | **.316** | **171-258** | **.663** | **756-5.9** | **198** | **1247-9.7** |

## 24. Carolyn Peck (6-4, Center, 1985-88) ..... 1,240 points

| YEAR | G-S | FG-FGA | PCT. | 3P-3PA | PCT | FT-FTA | PCT. | REB-AVG | AST | TP-AVG |
|---|---|---|---|---|---|---|---|---|---|---|
| 1984-85 | 27-0 | 104-227 | .458 | -- | -- | 51-72 | .708 | 159-5.9 | 25 | 259-9.6 |
| 1985-86 | 31-0 | 125-243 | .514 | -- | -- | 57-91 | .626 | 175.5.6 | 22 | 307-9.9 |
| 1986-87 | 31-0 | 134-284 | .472 | -- | -- | 55-71 | .775 | 167-5.4 | 36 | 323-10.4 |
| 1987-88 | 28-26 | 129-255 | .506 | 2-4 | .500 | 91-116 | .784 | 179-6.4 | 31 | 351-12.5 |
| **Totals** | **117-26** | **492-1009** | **.488** | **2-4** | **.500** | **254-350** | **.726** | **679-5.8** | **114** | **1240-10.6** |

# 1,000-POINT CLUB

## 25. Hannah Tuomi (6-1, Forward, 2008-11) ..... 1,192 points

| YEAR | G-S | FG-FGA | PCT. | 3P-3PA | PCT | FT-FTA | PCT. | REB-AVG | AST | TP-AVG |
|---|---|---|---|---|---|---|---|---|---|---|
| 2007-08 | 32-21 | 70-141 | .496 | 0-0 | .000 | 33-48 | .688 | 122-3.8 | 13 | 173-5.4 |
| 2008-09 | 28-28 | 143-253 | .565 | 0-0 | .000 | 34-55 | .618 | 166-5.9 | 27 | 320-11.4 |
| 2009-10 | 34-34 | 139-236 | .589 | 0-0 | .000 | 62-112 | .554 | 190-5.6 | 48 | 340-10.0 |
| 2010-11 | 32-32 | 135-228 | .592 | 0-0 | .000 | 89-121 | .736 | 191-6.0 | 52 | 359-11.2 |
| **Totals** | **126-115** | **487-858** | **.568** | **0-0** | **.000** | **218-336** | **.649** | **669-5.3** | **140** | **1192-9.5** |

## 26. Rachel Bell (5-11, Guard, 2015-18) ..... 1,154 points

| YEAR | G-S | FG-FGA | PCT. | 3P-3PA | PCT | FT-FTA | PCT. | REB-AVG | AST | TP-AVG |
|---|---|---|---|---|---|---|---|---|---|---|
| 2014-15 | 30-4 | 69-184 | .375 | 36-100 | .360 | 35-52 | .833 | 60-2.0 | 21 | 209-7.0 |
| 2015-16 | 31-27 | 114-284 | .401 | 378-112 | .330 | 14-22 | .636 | 61-2.0 | 25 | 279-9.0 |
| 2016-17 | 30-20 | 110-297 | .401 | 36-93 | .387 | 64-78 | .821 | 64-2.1 | 44 | 338-11.3 |
| 2017-18 | 30-20 | 127-293 | .433 | 41-011 | .369 | 33-46 | .717 | 51-1.7 | 33 | 328-10.9 |
| **Totals** | **121-71** | **429-1058** | **.405** | **150-416** | **.361** | **146-188** | **.777** | **236-2.0** | **123** | **1154-9.5** |

## 27. Jillian Danker (6-1, Forward, 1999-02) ..... 1,134 points

| YEAR | G-S | FG-FGA | PCT. | 3P-3PA | PCT | FT-FTA | PCT. | REB-AVG | AST | TP-AVG |
|---|---|---|---|---|---|---|---|---|---|---|
| 1999-99 | 27-0 | 42-106 | .396 | 5-14 | .357 | 30-51 | .588 | 66-2.4 | 29 | 119-4.4 |
| 1999-00 | 34-26 | 89-210 | .424 | 48-121 | .397 | 27-39 | .692 | 180-5.3 | 78 | 253-7.4 |
| 2000-01 | 34-14 | 157-301 | .522 | 66-138 | .478 | 55-77 | .714 | 155-4.6 | 97 | 435-12.8 |
| **Totals** | **132-75** | **398-842** | **.472** | **158-387** | **.408** | **180-244** | **.737** | **512-3.9** | **282** | **1134-8.6** |

## 28. Jence Rhoads (5-11, Guard, 2008-11) ..... 1,132 points

| YEAR | G-S | FG-FGA | PCT. | 3P-3PA | PCT | FT-FTA | PCT. | REB-AVG | AST | TP-AVG |
|---|---|---|---|---|---|---|---|---|---|---|
| 2007-08 | 34-27 | 52-134 | .388 | 3-13 | .231 | 23-37 | .622 | 96-2.8 | 114 | 130-3.8 |
| 2008-09 | 35-22 | 84-169 | .497 | 1-4 | .250 | 52-62 | .839 | 81-2.3 | 132 | 221-6.3 |
| 2009-10 | 32-32 | 188-399 | .471 | 9-19 | .474 | 56-77 | .727 | 107-3.3 | 161 | 441-13.8 |
| 2010-11 | 29-29 | 139-309 | .450 | 2-10 | .200 | 60-98 | .612 | 143-4.9 | 140 | 340-11.7 |
| **Totals** | **130-110** | **463-1011** | **.458** | **15-46** | **.326** | **191-274** | **.697** | **427-3.3** | **547** | **1132-8.7** |

## 29. Mara Cunningham (6-4, Center, 1993-96) ..... 1,104 points

| YEAR | G-S | FG-FGA | PCT. | 3P-3PA | PCT | FT-FTA | PCT. | REB-AVG | AST | TP-AVG |
|---|---|---|---|---|---|---|---|---|---|---|
| 1991-92 | 24-8 | 86-157 | .548 | 0-1 | .000 | 44-75 | .587 | 112-4.7 | 25 | 216-9.0 |
| 1992-93 | 33-0 | 88-150 | .587 | 0-0 | .000 | 64-80 | .800 | 79-2.4 | 22 | 240-7.3 |
| 1993-94 | 2-2 | 6-10 | .600 | 0-0 | .000 | 0-0 | .000 | 9-4.5 | 2 | 12-6.0 |
| 1994-95 | 35-11 | 116-229 | .507 | 0-2 | .000 | 58-85 | .682 | 167-4.8 | 25 | 290-8.3 |
| 1995-96 | 31-31 | 140-266 | .526 | 0-1 | .000 | 66-88 | .750 | 202-6.5 | 56 | 346-11.2 |
| **Totals** | **125-52** | **436-812** | **.537** | **0-4** | **.000** | **232-328** | **.707** | **569-4.6** | **128** | **1104-8.8** |

## 30. Ashley McElhiney (5-6, Point Guard, 2000-03) ..... 1,093 points

| YEAR | G-S | FG-FGA | PCT. | 3P-3PA | PCT | FT-FTA | PCT. | REB-AVG | AST | TP-AVG |
|---|---|---|---|---|---|---|---|---|---|---|
| 1999-00 | 34-12 | 47-117 | .402 | 17-49 | .347 | 68-90 | .756 | 46-1.4 | 104 | 179-5.3 |
| 2000-01 | 31-31 | 83-183 | .454 | 42-103 | .408 | 101-117 | .863 | 64-2.1 | 191 | 309-10.0 |
| 2001-02 | 37-37 | 100-217 | .461 | 45-104 | .433 | 70-86 | .814 | 85-2.3 | 159 | 315-8.5 |
| 2002-03 | 30-29 | 85-212 | .401 | 61-148 | .412 | 59-77 | .766 | 77-2.6 | 219 | 290-9.7 |
| **Totals** | **132-109** | **315-729** | **.432** | **165-404** | **.408** | **298-370** | **.805** | **272-2.1** | **673** | **1093-8.3** |

## 31. Dee Davis (5-7, Point Guard, 2004-07) ..... 1,092 points

| YEAR | G-S | FG-FGA | PCT. | 3P-3PA | PCT | FT-FTA | PCT. | REB-AVG | AST | TP-AVG |
|---|---|---|---|---|---|---|---|---|---|---|
| 2003-04 | 29-26 | 46-123 | .374 | 10-45 | .222 | 57-74 | .770 | 76-2.6 | 137 | 159-5.5 |
| 2004-05 | 32-32 | 135-309 | .437 | 40-111 | .360 | 117-144 | .812 | 113-3.5 | 192 | 427-13.3 |
| 2005-06 | 31-30 | 76-209 | .364 | 6-44 | .136 | 84-103 | .816 | 95-3.1 | 212 | 242-7.8 |
| 2006-07 | 34-34 | 86-220 | .391 | 18-52 | .346 | 74-92 | .804 | 98-2.9 | 189 | 264-7.8 |
| **Totals** | **126-122** | **343-861** | **.398** | **74-252** | **.294** | **332-413** | **.804** | **382-3.0** | **730** | **1092-8.7** |

## 32. Christa Reed (5-11, Forward, 2015-18) ..... 1,058 points

| YEAR | G-S | FG-FGA | PCT | 3P-3PA | PCT | FT-FTA | PCT | REB-AVG | AST | PTS-AVG |
|---|---|---|---|---|---|---|---|---|---|---|
| 2014-15 | 15-4 | 30-78 | .385 | 12-34 | .353 | 16-24 | .750 | 29-1.9 | 8 | 90-6.0 |
| 2015-16 | 32-31 | 131-292 | .449 | 60-140 | .429 | 48-59 | .814 | 98-3.1 | 43 | 370-11.6 |
| 2016-17 | 30-21 | 92-204 | .451 | 37-83 | .446 | 51-65 | .785 | 96-3.2 | 26 | 272-9.1 |
| 2017-18 | 31-31 | 111-234 | 474 | 43-103 | 417 | 61-65 | .938 | 117-3.8 | 30 | 326.10.5 |
| **Totals** | **108-87** | **364-806** | **.450** | **12-360** | **.422** | **178-213** | **.836** | **340-3.1** | **107** | **1058-9.8** |

# 1,000-POINT CLUB

## 33. Liz Sherwood (6-4, Center, 2006-08) ..... 1,056 points

| YEAR | G-S | FG-FGA | PCT. | 3P-3PA | PCT | FT-FTA | PCT. | REB-AVG | BLK | TP-AVG |
|---|---|---|---|---|---|---|---|---|---|---|
| 2005-06 | 32-18 | 172-268 | .642 | 0-0 | .000 | 46-76 | .605 | 128-4.0 | 31 | 390-12.2 |
| 2006-07 | 34-6 | 129-195 | .662 | 0-0 | .000 | 40-69 | .580 | 124-3.6 | 30 | 298-8.8 |
| 2007-08 | 34-13 | 163-260 | .627 | 0-0 | .000 | 42-76 | .553 | 146-4.3 | 40 | 368-10.8 |
| **Totals** | **100-37** | **464-723** | **.642** | **0-0** | **.000** | **128-221** | **.579** | **398-4.0** | **101** | **1056-10.6** |

## 34. Abi Ramsey (5-10, Guard, 2002-05) ..... 1,049 points

| YEAR | G-S | FG-FGA | PCT | 3P-3PA | PCT | FT-FTA | PCT | REB-AVG | AST | PTS-AVG |
|---|---|---|---|---|---|---|---|---|---|---|
| 2001-02 | 35-2 | 32-83 | .386 | 27-69 | .391 | 7-14 | .500 | 32-0.9 | 21 | 198-2.8 |
| 2002-03 | 32-16 | 97-237 | .409 | 71-180 | .394 | 20-29 | .690 | 79-2.5 | 30 | 285-8.9 |
| 2003-04 | 25-24 | 105-241 | .436 | 67-159 | .421 | 37-46 | .804 | 83-3.3 | 43 | 314-12.6 |
| 2004-05 | 32-32 | 123-305 | .403 | 87-212 | .410 | 19-30 | .633 | 90-2.8 | 71 | 352-11.0 |
| **Totals** | **124-74** | **357-866** | **.412** | **252-620** | **.406** | **83-119** | **.697** | **284-2.3** | **165** | **1049-8.5** |

## 35. Patsy Smith (5-11, Forward, 1985-88) ..... 1,028 points

| YEAR | G-S | FG-FGA | PCT. | 3P-3PA | PCT | FT-FTA | PCT. | REB-AVG | AST | TP-AVG |
|---|---|---|---|---|---|---|---|---|---|---|
| 1984-85 | 27 | 41-98 | .418 | -- | -- | 8-12 | .667 | 95-3.5 | 22 | 90-3.3 |
| 1985-86 | 31 | 100-239 | .418 | -- | -- | 42-66 | .636 | 148-4.8 | 50 | 242-7.8 |
| 1986-87 | 33 | 183-411 | .445 | -- | -- | 43-65 | .662 | 217-6.6 | 60 | 409-12.4 |
| 1987-88 | 28-22 | 119-287 | .415 | 7-35 | .200 | 42-63 | .667 | 169-6.0 | 50 | 287-10.3 |
| **Totals** | **119-22** | **443-1035** | **.428** | **7-35** | **.200** | **135-206** | **.655** | **629-5.3** | **182** | **1028-8.6** |

## 36. Rhonda Blades, (5-7, Guard, 1992-95) ..... 1,017 points

| YEAR | G-S | FG-FGA | PCT. | 3P-3PA | PCT | FT-FTA | PCT. | REB-AVG | AST | TP-AVG |
|---|---|---|---|---|---|---|---|---|---|---|
| 1991-92 | 31-14 | 24-50 | .480 | 6-17 | .35.3 | 40-49 | .816 | 48-1.5 | 46 | 94-3.0 |
| 1992-93 | 33-33 | 66-156 | .423 | 31-96 | .323 | 85-11 | .766 | 103-3.1 | 156 | 248-7.5 |
| 1993-94 | 33-21 | 115-257 | .447 | 67-167 | .401 | 90-112 | .804 | 131-4.0 | 156 | 387-11.7 |
| 1994-95 | 35-35 | 92-230 | .400 | 67-191 | .351 | 37-60 | .617 | 126-3.6 | 147 | 288-8.2 |
| **Totals** | **132-103** | **297-693** | **.429** | **171-471** | **.363** | **252-332** | **.759** | **408-3.1** | **505** | **1017-7.7** |

## 37. Caroline Williams (5-10, Guard, 2004-07) ..... 1,005 points

| YEAR | G-S | FG-FGA | PCT. | 3P-3PA | PCT | FT-FTA | PCT. | REB-AVG | AST | TP-AVG |
|---|---|---|---|---|---|---|---|---|---|---|
| 2003-04 | 17-0 | 8-22 | .364 | 4-16 | .250 | 5-7 | .714 | 7-0.4 | 5 | 25-1.5 |
| 2004-05 | 32-14 | 59-121 | .488 | 48-95 | .505 | 9-12 | .750 | 55-1.7 | 28 | 175-5.5 |
| 2005-06 | 32-32 | 136-313 | .435 | 95-214 | .444 | 29-33 | .879 | 93-2.9 | 54 | 396-12.4 |
| 2006-07 | 34-34 | 133-267 | .498 | 91-187 | .487 | 52-60 | .867 | 122-3.6 | 57 | 409-12.0 |
| **Totals** | **115-80** | **336-723** | **.465** | **238-512** | **.465** | **95-112** | **.848** | **277-2.4** | **144** | **1005-8.7** |

## 38. Shelley Jarrard (6-1, Forward, 1990-93) ..... 1,003 points

| YEAR | G-S | FG-FGA | PCT. | 3P-3PA | PCT | FT-FTA | PCT. | REB-AVG | AST | TP-AVG |
|---|---|---|---|---|---|---|---|---|---|---|
| 1989-90 | 34-3 | 75-158 | .475 | 0-0 | .000 | 44-83 | .530 | 122-3.6 | 33 | 194-5.7 |
| 1990-91 | 29-12 | 52-107 | .486 | 0-0 | .000 | 29-48 | .604 | 86-3.0 | 38 | 133-4.6 |
| 1991-92 | 31-12 | 107-231 | .463 | 33-80 | .412 | 55-77 | .714 | 107-3.5 | 53 | 302-9.7 |
| 1992-93 | 33-33 | 135-330 | .409 | 76-204 | .373 | 28-56 | .500 | 147-4.5 | 103 | 374-11.3 |
| **Totals** | **127-60** | **369-826** | **.447** | **109-284** | **.384** | **156-264** | **.591** | **462-3.6** | **227** | **1003-7.9** |

# THE 1,000-POINT CLUB BY SEASON

1982-83 . . . Harriett Brumfield
1983-84 . . . Barbara Brackman
1984-85 . . . Jackie Cowan
. . . . . Donna Atkinson
1986-87 . . . Karen Booker
1987-88 . . . Carolyn Peck
. . . . . Patsy Smith
1988-89 . . . Wendy Scholtens
. . . . . Deborah Denton
1991-92 . . . Donna Harris
1992-93 . . . Heidi Gillingham
. . . . . Julie Powell
. . . . . Misty Lamb
. . . . . Shelley Jarrard
1994-95 . . . Rhonda Blades
1995-96 . . . Sheri Sam
. . . . . Mara Cunningham
1997-98 . . . Na'Sheema Hillmon
2000-01 . . . Chantelle Anderson
. . . . . Zuzi Klimesova
2001-02 . . . Jillian Danker
2002-03 . . . Jenni Benningfield
. . . . . Ashley McElhiney
2004-05 . . . Ashley Earley
. . . . . Abi Ramsey
2005-06 . . . CarlaThomas
2006-07 . . . Dee Davis
. . . . . Caroline Williams
2007-08 . . . Liz Sherwood
. . . . . Christina Wirth
2009-10 . . . Merideth Marsh
2010-11 . . . Hannah Tuomi
. . . . . Jence Rhoads
2012-13 . . . Tiffany Clarke
. . . . . Christina Foggie
. . . . . Jasmine Lister
2017-18 . . . Rachel Bell
. . . . . Christa Reed

# MEMORIAL GYM

## HOME SWEET HOME

Memorial Gymnasium, the Southeastern Conference's most historic venue for college basketball, serves as the home court for the Vanderbilt Commodores. Dedicated in 1952 as a memorial to all Vanderbilt men and women who served in World War II, the arena was built as a combination gymnasium and concert hall by the late master architect Edwin Keeble.

Six decades later, the unique style of Memorial Gym — with its benches on the baselines, a playing court that sits above portions of the crowd and deafening acoustics — continues to make the Commodores' home a dreaded stop for opponents. "Memorial Magic," with its capacity crowds, overflowing student section and lively pep band, have assisted in numerous Commodore victories. In the stands, fans across Middle Tennessee have helped Memorial Gymnasium rank among the NCAA's Top 30 attendance leaders on numerous occassions.

On the floor, Vanderbilt has compiled a 467-118 record at home, and has only had two losing seasos at Memorial Gym (1982-83, 2017-18).

When the 2012-13 season tipped off, Memorial Gym featured a new video board, installed during the summer of 2012. The display, manufactured by Utah's Young Electric Sign Company, features four screens that measure 16 feet by nine feet and includes a two-foot tall LED display that wraps around the bottom of the board.

Before the 2008-09 season, Vanderbilt's locker rooms, the video room, the training room and media room were renovated and are now state-of-the-art. The floor was also replaced before the 08-09 season. During the 2009-10 season, the building received new championship banners.

In 2002, a $25 million renovation of Memorial Gymnasium was completed. Connected to the facility sits a practice gym that includes three cross-court playing floors, coaching offices, a donor room and a Hall of Champions. Other aspects of the renovation included upgrades of the seating areas, private suites, a new lighting and sound system and a new court design.

In all, Memorial Gym has been expanded three times. Constructed with a seating capacity of 6,583, the University saw its first need to increase seating in 1965 with the addition of two north-side balconies. Two years later, a pair of balancing balconies were erected on the south side of the gym and dubbed "The Balconies That Clyde Lee Built."

Capacity has fluctuated throughout the history of the building. It reached its highest number of 15,646 in 1969 when 4,000 seats were added in the east and west ends. When chairback seats in the end zones and suites on the north side were installed in the late 1990s capacity lowered to 14,168. Shortly thereafter, university officials removed portions of media press row on the south side in an effort to expand the student section by nearly 150 seats. Official capacity is now 14,326.

### YEAR-BY-YEAR HOME RECORD

| YEAR | W/L |
|---|---|
| 2017-18 | 4-11 |
| 2016-17 | 10-5 |
| 2015-16 | 10-6 |
| 2014-15 | 9-6 |
| 2013-14 | 12-5 |
| 2012-13 | 12-2 |
| 2011-12 | 18-2 |
| 2010-11 | 12-3 |
| 2009-10 | 12-4 |
| 2008-09 | 15-1 |
| 2007-08 | 13-3 |
| 2006-07 | 15-1 |
| 2005-06 | 13-3 |
| 2004-05 | 11-3 |
| 2003-04 | 11-3 |
| 2002-03 | 11-2 |
| 2001-02 | 18-1 |
| 2000-01 | 16-2 |
| 1999-00 | 11-3 |
| 1998-99 | 9-5 |
| 1997-98 | 12-2 |
| 1996-97 | 13-1 |
| 1995-96 | 13-2 |
| 1994-95 | 16-1 |
| 1993-94 | 14-2 |
| 1992-93 | 15-1 |
| 1991-92 | 13-2 |
| 1990-91 | 11-3 |
| 1989-90 | 15-2 |
| 1988-89 | 10-1 |
| 1987-88 | 12-2 |
| 1986-87 | 15-2 |
| 1985-86 | 11-3 |
| 1984-85 | 6-4 |
| 1983-84 | 9-3 |
| 1982-83 | 5-6 |
| 1981-82 | 10-4 |
| 1980-81 | 6-5 |
| 1979-80 | 6-5 |
| 1978-79 | 7-5 |
| 1977-78 | 10-2 |
| TOTAL: | 471-129 |

## ATTENDANCE

Vanderbilt has ranked among the top attendance draws in women's basketball over the years. Here is a year-by-year look at VU's home attendance figures, including where the team has ranked nationally since the 1999-2000 season.

| YEAR | GAMES | TOTAL | AVERAGE | NAT'L RANK |
|---|---|---|---|---|
| 2017-2018 | 15 | 42,705 | 2,847 | 45th |
| 2016-2017 | 15 | 42,685 | 2,846 | 40th |
| 2015-2016 | 16 | 46,496 | 2,906 | 37th |
| 2014-2015 | 15 | 53,280 | 3,552 | 30th |
| 2013-2014 | 17 | 66,338 | 3,902 | 25th |
| 2012-2013 | 14 | 56,309 | 4,022 | 24th |
| 2011-2012 | 20 | 82,261 | 4,113 | 23rd |
| 2010-2011 | 15 | 68,828 | 4,589 | 20th |
| 2009-2010 | 16 | 69,521 | 4,345 | 21st |
| 2008-2009 | 16 | 76,150 | 4,759 | 18th |
| 2007-2008 | 17 | 91,279 | 5,369 | 17th |
| 2006-2007 | 16 | 72,215 | 4,513 | 23rd |
| 2005-2006 | 16 | 65,693 | 4,106 | 23rd |
| 2004-2005 | 14 | 51,682 | 3,692 | 31st |
| 2003-2004 | 14 | 44,352 | 3,168 | 33rd |
| 2002-2003 | 13 | 57,709 | 4,439 | 21st |
| 2001-2002 | 19 | 90,800 | 4,779 | 16th |
| 2000-2001 | 18 | 50,650 | 2,814 | 36th |
| 1999-2000 | 14 | 44,982 | 3,213 | 30th |
| 1998-1999 | 14 | 65,046 | 4,646 | |
| 1997-1998 | 14 | 91,056 | 6,504 | |
| 1996-1997 | 14 | 67,967 | 4,854 | |
| 1995-1996 | 15 | 88,151 | 5,877 | |
| 1994-1995 | 17 | 69,788 | 4,105 | |
| 1993-1994 | 14 | 73,686 | 5,253 | |
| 1992-1993 | 14 | 67,871 | 4,848 | |
| 1991-1992 | 15 | 36,266 | 2,418 | |
| 1990-1991 | 14 | 20,205 | 1,443 | |
| 1989-1990 | 17 | 25,887 | 1,522 | |
| 1988-1989 | 11 | 14,265 | 1,297 | |
| 1987-1988 | 13 | 7,324 | 563 | |
| 1986-1987 | 17 | 12,248 | 721 | |
| 1985-1986 | 14 | 5,750 | 411 | |
| 1984-1985 | 10 | 4,450 | 445 | |
| 1983-1984 | 12 | 8,664 | 722 | |
| 1982-1983 | 11 | 6,950 | 632 | |
| 1981-1982 | 14 | 6,310 | 451 | |
| 1980-1981 | 10 | 2,525 | 253 | |

### Memorial Gym Women's Basketball Crowds Over 8,000

| RANK | ATTENDANCE | OPPONENT | DATE |
|---|---|---|---|
| 1. | 15,317 | Tennessee | 1/30/1993 |
| 2. | 15,311 | Tennessee | 2/7/1999 |
| 3. | 15,187 | Tennessee | 2/25/1996 |
| 4. | 14,848 | Tennessee | 2/16/1998 |
| 5. | 14,316 | Tennessee | 2/17/2008 |
| 6. | 14,168 | Tennessee | 2/16/2002 |
| 7. | 13,227 | Tennessee | 12/31/1994 |
| 8. | 13,127 | Tennessee | 1/19/2006 |
| 9. | 12,645 | Tennessee | 1/31/1994 |
| 10. | 12,417 | Tennessee | 1/19/1997 |
| 11. | 12,131 | Ohio State | 1/6/1993 |
| 12. | 12,034 | Tennessee | 2/9/2012 |
| 13. | 12,009 | Tennessee | 1/25/2007 |
| 14. | 11,401 | Tennessee | 2/2/2003 |
| 15. | 11,386 | Tennessee | 2/14/2011 |
| 16. | 10,561 | Tennessee | 2/15/2004 |
| 17. | 10,154 | Tennessee | 1/24/2013 |
| 18. | 10,149 | Tennessee | 2/24/2000 |
| 19. | 9,712 | Penn State | 1/5/2002 |
| 20. | 9,651 | Tennessee | 1/16/2005 |
| 21. | 9,650 | Tennessee | 1/11/2009 |
| 22. | 8,919 | Holy Cross | 1/4/2003 |
| 23. | 8,511 | Florida | 1/14/2007 |
| 24. | 8,412 | South Carolina | 1/9/2005 |
| 25. | 8,176 | Georgia | 2/16/1996 |
| 26. | 8,121 | DePaul | 2/19/1997 |

# HEAD COACHING HISTORY

## Stephanie White (Present)

| Years | Won | Loss | Pct. | Home | Away | Neutral | SEC |
|---|---|---|---|---|---|---|---|
| 2016-17 | 14 | 16 | .467 | 10-5 | 3-10 | 1-1 | 4-12 |
| 2017-18 | 7 | 24 | .225 | 4-11 | 3-10 | 0-3 | 3-13 |
| **2 Seasons** | **21** | **40** | **.344** | **14-16** | **6-20** | **1-4** | **7-25** |

## Melanie Balcomb (2003-16)

| Years | Won | Loss | Pct. | Home | Away | Neutral | SEC |
|---|---|---|---|---|---|---|---|
| 2002-03 | 22 | 10 | .687 | 11-2 | 8-5 | 3-3 | 9-5 |
| 2003-04 | 26 | 8 | .765 | 11-3 | 7-4 | 8-1 | 8-6 |
| 2004-05 | 24 | 8 | .750 | 11-3 | 9-3 | 4-2 | 10-4 |
| 2005-06 | 21 | 11 | .656 | 13-2 | 6-7 | 2-2 | 8-6 |
| 2006-07 | 28 | 6 | .824 | 15-1 | 7-4 | 6-1 | 10-4 |
| 2007-08 | 25 | 9 | .735 | 14-3 | 7-4 | 4-2 | 11-3 |
| 2008-09 | 26 | 9 | .743 | 15-1 | 6-7 | 5-1 | 10-4 |
| 2009-10 | 23 | 11 | .676 | 12-4 | 8-6 | 3-1 | 9-7 |
| 2010-11 | 20 | 12 | .625 | 12-3 | 6-7 | 2-2 | 10-6 |
| 2011-12 | 23 | 10 | .697 | 18-2 | 4-7 | 1-1 | 9-7 |
| 2012-13 | 21 | 12 | .636 | 12-2 | 7-7 | 2-3 | 9-7 |
| 2013-14 | 18 | 13 | .581 | 12-5 | 6-6 | 0-2 | 7-9 |
| 2014-15 | 15 | 16 | .581 | 9-6 | 4-7 | 2-3 | 5-11 |
| 2015-16 | 18 | 14 | .563 | 10-6 | 5-7 | 3-1 | 5-11 |
| **14 Seasons** | **310** | **149** | **.679** | **175-43** | **90-81** | **45-25** | **120-90** |

## Jim Foster (1992-02)

| Years | Won | Loss | Pct. | Home | Away | Neutral | SEC |
|---|---|---|---|---|---|---|---|
| 1991-92 | 22 | 9 | .710 | 13-2 | 5-6 | 4-1 | 6-5 |
| 1992-93 | 30 | 3 | .909 | 15-1 | 9-1 | 6-1 | 9-2 |
| 1993-94 | 25 | 8 | .758 | 14-2 | 9-3 | 2-3 | 9-2 |
| 1994-95 | 28 | 7 | .800 | 16-1 | 9-5 | 3-1 | 8-3 |
| 1995-96 | 23 | 8 | .742 | 13-2 | 7-4 | 3-2 | 7-4 |
| 1996-97 | 20 | 11 | .645 | 13-1 | 4-7 | 3-3 | 6-6 |
| 1997-98 | 20 | 9 | .689 | 12-2 | 6-5 | 2-2 | 9-5 |
| 1998-99 | 13 | 14 | .481 | 9-5 | 4-8 | 0-1 | 6-8 |
| 1999-00 | 21 | 13 | .617 | 11-3 | 5-9 | 5-1 | 6-8 |
| 2000-01 | 24 | 10 | .706 | 16-2 | 5-6 | 3-2 | 8-6 |
| 2001-02 | 30 | 7 | .811 | 18-1 | 8-5 | 4-1 | 10-4 |
| **11 Seasons** | **256** | **99** | **.721** | **150-22** | **71-59** | **35-18** | **84-53** |

## Phil Lee (1981-91)

| Years | Won | Loss | Pct. | Home | Away | Neutral | SEC |
|---|---|---|---|---|---|---|---|
| 1980-81 | 12 | 16 | .429 | 6-5 | 3-8 | 3-3 | — |
| 1981-82 | 20 | 14 | .588 | 10-4 | 3-8 | 7-2 | — |
| 1982-83 | 12 | 14 | .461 | 5-6 | 6-7 | 1-1 | 2-6 |
| 1983-84 | 23 | 9 | .719 | 9-3 | 8-5 | 6-1 | 2-6 |
| 1984-85 | 14 | 13 | .519 | 6-4 | 4-8 | 4-1 | 2-6 |
| 1985-86 | 22 | 9 | .709 | 11-3 | 8-5 | 3-1 | 4-5 |
| 1986-87 | 23 | 10 | .697 | 15-2 | 4-6 | 4-2 | 4-5 |
| 1987-88 | 18 | 10 | .643 | 12-2 | 5-7 | 1-1 | 4-5 |
| 1988-89 | 21 | 8 | .724 | 10-1 | 9-6 | 2-1 | 5-4 |
| 1989-90 | 23 | 11 | .676 | 15-2 | 4-6 | 4-3 | 5-4 |
| 1990-91 | 19 | 12 | .613 | 11-3 | 7-7 | 1-2 | 4-5 |
| **11 Seasons** | **207** | **126** | **.622** | **110-35** | **61-73** | **36-18** | **32-46** |

## Joe Pepper (1978-80)

| Years | Won | Loss | Pct. | Home | Away | Neutral | SEC |
|---|---|---|---|---|---|---|---|
| 1977-78 | 15 | 9 | .625 | 10-2 | 5-5 | 0-2 | — |
| 1978-79 | 11 | 16 | .407 | 7-5 | 3-8 | 1-3 | — |
| 1979-80 | 12 | 14 | .462 | 6-5 | 3-7 | 3-2 | — |
| **3 Seasons** | **38** | **39** | **.493** | **23-12** | **11-20** | **4-7** | **—** |

# COMMODORES IN THE WNBA

## WNBA DRAFT

| YEAR | PLAYER | TEAM | PICK |
|---|---|---|---|
| 2014 | Christina Foggie | Minnesota | Second Round (24th overall) |
| 2009 | Christina Wirth | Indiana | Second Round (19th overall) |
| 2009 | Jennifer Risper | Chicago | Third Round (29th overall) |
| 2007 | Carla Thomas | Chicago | First Round (10th overall) |
| 2007 | Dee Davis | Houston | Second Round (14th overall) |
| 2005 | Ashley Earley | Indiana | Third Round (29th overall) |
| 2004 | Jenni Benningfield | Charlotte | Second Round (22nd overall) |
| 2003 | Chantelle Anderson | Sacramento | First Round (2nd overall) |
| 2003 | Ashley McElhiney | Indiana | Third Round (35th overall) |
| 2002 | Zuzi Klimesova | Indiana | Second Round (17th overall) |
| 2002 | Jillian Danker | Indiana | Fourth Round (52nd overall) |
| 2000 | Chavonne Hammond | Detroit | Third Round (44th overall) |
| 1999 | Sheri Sam | Orlando | Second Round (20th overall) |

## WNBA HISTORY

| | |
|---|---|
| Jasmine Lister | Los Angeles (2015, 2016) |
| Christina Wirth | Indiana (2009) |
| Sheri Sam | Orlando (1999); Miami (2000-02); Minnesota (2003); Seattle (2004); Charlotte (2005-06); Indiana (2007); Detroit (2008) |
| Carla Thomas | Chicago (2007) |
| Dee Davis | Houston (2007) |
| Chantelle Anderson | Sacramento (2003-04); San Antonio (2005-06) |
| Jenni Benningfield | Indiana (2005) |
| Zuzi Klimesova | Indiana (2002) |
| Rhonda Blades | New York (1997); Detroit (1998) |
| Karen Booker | Utah (1997); Houston (1998) |

All players appeared in at least two regular season games with a team.

*Former Vanderbilt star Jasmine Lister (right) spent part of the 2015 and 2016 WNBA seasons with the Los Angeles Sparks.*

*Lister, who is Vanderbilt's all-time leader in minutes played, made her WNBA debut on June 23, 2015 against Washington. Three days later, she played 31 minutes and scored seven points against New York.*

*(Photo by Jessica Hill/AP)*

# VANDERBILT ALL-TIME ASSISTANT COACHES

### Joe Pepper

| | |
|---|---|
| 1978 | None |
| 1979 | None |
| 1980 | Pat Moran, Cynthia Lee |

### Phil Lee

| | |
|---|---|
| 1981 | Moran, Lynn Elliot |
| 1982 | Moran, Elliot, Teresa Lawrence |
| 1983-85 | Moran, Lawrence |
| 1984 | Moran, Lawrence |
| 1985 | Moran, Lawrence |
| 1986 | Jerry Lumpkins |
| 1987 | Lumpkins |
| 1988 | Lumpkins |
| 1989 | Eileen Kleinfelter |
| 1990 | Kleinfelter |
| 1991 | Ada Gee |

### Jim Foster

| | |
|---|---|
| 1992 | Karen Booker, Kamie Ethridge |
| 1993 | Ethridge, Debbie Patterson |
| 1994 | Ethridge, Patterson, Cindy Anderson |
| 1995 | Ethridge, Patterson, Anderson |
| 1996 | Ethridge, Patterson, Terri McMorrow |
| 1997 | Julie Plank, Kelly Stallworth, Kristin Becker |
| 1998 | Plank, Becker, Robyne Bostick, Henry Davenport |
| 1999 | Plank, Brad Smith, Erin O'Brien, Davenport |
| 2000 | Pete Gaudet, O'Brien, Debbie Black, Davenport |
| 2001 | Gaudet, Kelley Meury, Chavonne Hammond, Davenport |
| 2002 | Gaudet, Meury, Hammond, Davenport |

### Melanie Balcomb

| | |
|---|---|
| 2003 | Stephanie Norman, Vicky Picott, Kristin Schneider |
| 2004 | Norman, Picott, Schneider |
| 2005 | Norman, Picott, Schneider |
| 2006 | Norman, Picott, Schneider |
| 2007 | Norman, Picott, Lisa Cermignano |
| 2008 | Picott, Cermignano, Kim Rosamond |
| 2009 | Picott, Cermignano, Rosamond |
| 2010 | Picott, Rosamond, Tom Garrick |
| 2011 | Picott, Rosamond, Garrick |
| 2012 | Picott, Rosamond, Garrick |
| 2013 | Picott, Rosamond, Garrick |
| 2014 | Rosamond, Garrick, Earley |
| 2015 | Rosamond, Garrick, Earley |
| 2016 | Rosamond, Earley, Wendale Farrow |

### Stephanie White

| | |
|---|---|
| 2017 | Carolyn Peck, Joy Cheek, Kelly Komara |
| 2018 | Carolyn Peck, Joy Cheek, Kelly Komara |
| 2019 | Shereka Wright, Kelly Komara |

# HONORS & AWARDS

## SEC HONORS

**Player of the Year**

| | |
|---|---|
| Chantelle Anderson | 2002 |

**Defensive POY**

| | |
|---|---|
| Jennifer Risper | 2009 |

**All-SEC (Coaches) First Team**

| | |
|---|---|
| Tiffany Clarke | 2013 |
| Christina Foggie | 2012 |
| Jence Rhoads | 2011 |
| Jence Rhoads | 2010 |
| Christina Wirth | 2009 |
| Christina Wirth | 2008 |
| Dee Davis | 2007 |
| Carla Thomas | 2007 |
| Dee Davis | 2006 |
| Ashley Earley | 2005 |
| Chantelle Anderson | 2003 |
| Chantelle Anderson | 2002 |
| Zuzi Klimesova | 2002 |
| Chantelle Anderson | 2001 |
| Zuzi Klimesova | 2001 |
| Na'Sheema Hillmon | 1998 |
| Sheri Sam | 1996 |
| Sheri Sam | 1995 |
| Heidi Gillingham | 1994 |
| Shelley Jarrard | 1993 |
| Heidi Gillingham | 1993 |
| Heidi Gillingham | 1992 |
| Wendy Scholtens | 1991 |
| Wendy Scholtens | 1990 |
| Wendy Scholtens | 1989 |

**All-SEC (Coaches) Second Team**

| | |
|---|---|
| Christina Foggie | 2014 |
| Jasmine Lister | 2014 |
| Jasmine Lister | 2013 |
| Jasmine Lister | 2012 |
| Tiffany Clarke | 2012 |
| Merideth Marsh | 2010 |
| Merideth Marsh | 2009 |
| Jennifer Risper | 2009 |
| Jennifer Risper | 2008 |
| Caroline Williams | 2007 |
| Caroline Williams | 2006 |
| Dee Davis | 2005 |
| Carla Thomas | 2005 |
| Jenni Benningfield | 2004 |
| Jenni Benningfield | 2003 |
| Ashley McElhiney | 2002 |
| Chantelle Anderson | 2000 |
| Zuzi Klimesova | 2000 |
| Lisa Ostrom | 1998 |
| Na'Sheema Hillmon | 1997 |
| Michelle Palmisano | 1997 |
| Mara Cunningham | 1996 |
| Angela Gorsica | 1995 |
| Julie Powell | 1993 |
| Deborah Denton | 1989 |
| Carolyn Peck | 1988 |
| Deborah Denton | 1988 |

**All-SEC Honorable Mention**

| | |
|---|---|
| Donna Harris | 1992 |
| Donna Harris | 1991 |

**Coaches All-SEC Team (pre-1988)**

| | |
|---|---|
| Karen Booker | 1987 |
| Jackie Cowan | 1986 |
| Harriet Brumfield | 1985 |
| Harriet Brumfield | 1983 |
| Harriet Brumfield | 1982 |

**AP All-SEC First Team**

| | |
|---|---|
| Christina Foggie | 2014 |
| Tiffany Clarke | 2013 |
| Christina Foggie | 2012 |
| Christina Wirth | 2009 |
| Ashley Earley | 2005 |
| Chantelle Anderson | 2003 |
| Chantelle Anderson | 2002 |
| Zuzi Klimesova | 2002 |
| Chantelle Anderson | 2001 |

**AP All-SEC Second Team**

| | |
|---|---|
| Jence Rhoads | 2011 |
| Jence Rhoads | 2010 |
| Dee Davis | 2007 |
| Carla Thomas | 2007 |
| Dee Davis | 2006 |
| Dee Davis | 2005 |
| Carla Thomas | 2005 |
| Jenni Benningfield | 2004 |
| Jenni Benningfield | 2003 |
| Ashley McElhiney | 2002 |
| Chantelle Anderson | 2000 |
| Zuzi Klimesova | 2001 |
| Lisa Ostrom | 1997 |

**AP All-SEC Third Team**

| | |
|---|---|
| Carla Thomas | 2004 |
| Ashley McElhiney | 2003 |

**AP All-SEC Honorable Mention**

| | |
|---|---|
| Jasmine Lister | 2013 |
| Jasmine Lister | 2012 |
| Tiffany Clarke | 2012 |
| Stephanie Holzer | 2012 |
| Stephanie Holzer | 2011 |
| Jennifer Risper | 2009 |
| Liz Sherwood | 2006 |
| Carla Thomas | 2006 |

**Freshman of the Year**

| | |
|---|---|
| Donna Harris | 1990 |
| Wendy Scholtens | 1988 |

**Sixth Woman of the Year**

| | |
|---|---|
| Stephanie Holzer | 2011 |
| Jessica Mooney | 2008 |
| Liz Sherwood | 2007 |
| Liz Sherwood | 2006 |

**Scholar-Athlete**

| | |
|---|---|
| Christina Wirth | 2009 |
| Hillary Hager | 2004 |

**SEC Community Service Team**

| | |
|---|---|
| Kaleigh Clemons-Green | 2018 |
| Minta Spears | 2017 |
| Kendall Shaw | 2016 |
| Kendall Shaw | 2015 |
| Jasmine Lister | 2014 |
| Gabby Smith | 2013 |
| Tiffany Clarke | 2012 |
| Rebecca Silinski | 2011 |
| Jessica Mooney | 2010 |
| Christina Wirth | 2009 |
| Jennifer Risper | 2008 |
| Dee Davis | 2007 |
| Erica Grimaldi | 2006 |
| Ashley Earley | 2005 |
| Hillary Hager | 2004 |
| Venessa Ferragamo | 2003 |
| Zuzi Klimesova | 2002 |
| Candice Storey | 2001 |
| Chavonne Hammond | 2000 |
| Candice Storey | 1999 |

**Academic Honor Roll**

| | |
|---|---|
| Renee Allen | 1992 |
| Morgan Batey | 2016 |
| Rachel Bell | ++2016 |
| Kristin Becker | ++1990 |
| Jenni Benningfield | +2004 |
| Rhonda Blades | ++1995 |
| Tina Blair | 1985 |
| Barbara Brackman | 1984 |
| Ashlee Bridge | 2010 |
| Elan Brown | +++2013 |
| Jeanie Carroll | +1990 |
| Tiffany Clarke | +2013 |
| Jordan Coleman | 2012 |
| Jill Corbett | 2003 |
| Mara Cunningham | 1996 |
| Rebekah Dahlman | +2016 |
| Myka Dancy | +2017 |
| Jillian Danker | +++2003 |
| Deborah Denton | 1989 |
| Christine Dunn | +1992 |
| Ashley Earley | 2005 |
| Venessa Ferragamo | +2004 |
| Christina Foggie | 2014 |
| Kristen Gaffney | 2016 |
| Heidi Gillingham | +1994 |
| Jill Goldberg | ++1989 |
| Angela Gorsica | ++1997 |
| Erica Grimaldi | ++2006 |
| Hillary Hager | +2004 |
| Chavonne Hammond | +2000 |
| Stephanie Holzer | +++2013 |
| Jade Huntington | ++1992 |
| Katie Janky | 1999 |
| Shelley Jarrard | 1993 |
| Jasmine Jenkins | 2016 |
| Michelle Kennedy | +1992 |
| Zuzi Klimesova | +++2003 |
| Misty Lamb | 1993 |
| Jasmine Lister | +2014 |
| Lisa King | ++1993 |
| Lori King | +1992 |
| Amy Malo | 2009 |
| Sarah Mannes | ++1992 |
| Nicole Marcelli | +1989 |
| Merideth Marsh | +2010 |
| Jessica Mooney | +2010 |
| Jackie Munch | +2002 |
| Beth Ostendorf | ++1999 |
| Lisa Ostrom | +1998 |
| Kayla Overbeck | 2018 |
| Michelle Palmisano | ++1997 |
| Julie Powell | ++1994 |
| Paige Redman | +1999 |
| Christa Reed | 2017 |
| Nettie Respondek | +1997 |
| Jence Rhoads | ++2011 |
| Jennifer Risper | ++2009 |
| Sheri Sam | 1996 |
| Miaya Seawright | +2016 |
| Wendy Scholtens | +1990 |
| Rebecca Silinski | ++2011 |
| Ashley Smith | 2000 |
| Gabby Smith | +++2013 |
| Katie Smith | +2003 |
| Leslie Smith | 1992 |
| Minta Spears | 2017 |
| Candice Storey | +++++2003 |
| Cherish Stringfield | 2005 |
| Dana Turner | 1986 |
| Cierra Walker | 2018 |
| Clair Watkins | 2012 |
| Marqu'es Webb | 2017 |
| Caroline Williams | ++2007 |
| Christina Wirth | +++2009 |

+ denotes multiple awards

# HONORS & AWARDS

## SEC HONORS

**First Year Academic Honor Roll**

| | |
|---|---|
| Bree Horrocks | 2018 |
| Autumn Newby | 2018 |
| Paige Warren | 2018 |
| Heather Bowe | 2013 |
| Stephanie Holzer | 2010 |
| Gabby Smith | 2010 |
| Jordan Coleman | 2009 |
| Rebecca Silinski | 2008 |
| Amy Malo | 2006 |
| Christina Wirth | 2006 |
| Katie Eggers | 2005 |
| Caroline Williams | 2004 |

**H.W Boyd McWhorter Award**

| | |
|---|---|
| Michelle Palmisano | 1996 |

**Brad Davis SEC Community Service Award**

| | |
|---|---|
| Rebecca Silinski | 2011 |

**SEC Player of the Week**

| | |
|---|---|
| Jasmine Lister | 1/14 |
| Tiffany Clarke | 2/13 |
| Christina Foggie | 1/12 |
| Christina Foggie | 12/11 |
| Jasmine Lister | 11/11 |
| Stephanie Holzer | 2/11 |
| Hannah Tuomi | 12/10 |
| Merideth Marsh | 11/09 |
| Christina Wirth | 2/09 |
| Merideth Marsh | 2/08 |
| Caroline Williams | 2/07 |
| Dee Davis | 2/05 |
| Abi Ramsey | 1/05 |
| Carla Thomas | 2/04 |
| Jenni Benningfield | 12/03 |
| Chantelle Anderson | 3/03 |
| Zuzi Klimesova | 1/02 |
| Chantelle Anderson | 12/01 |
| Zuzi Klimesova | 11/01 |
| Zuzi Klimesova | 1/00 |
| Nettie Respondek | 1/99 |
| Sheri Sam | 2/96 |
| Heidi Gillingham | 2/93 |
| Julie Powell | 1/93 |
| Wendy Scholtens | 1/91 |
| Wendy Scholtens | 2/90 |
| Wendy Scholtens | 1/90 |
| Wendy Scholtens | 12/90 |
| Wendy Scholtens | 12/90 |
| Wendy Scholtens | 1/89 |
| Wendy Scholtens | 1/89 |
| Wendy Scholtens | 2/88 |
| Karen Booker | 1/87 |
| Karen Booker | 1/86 |

**SEC Freshman of the Week**

| | |
|---|---|
| Erin Whalen | 12/6/16 |
| Kayla Overbeck | 12/13/16 |
| Erin Whalen | 2/27/17 |
| Kady Schrann | 1/12/12 |
| Stephanie Holzer | 11/15/10 |
| Tiffany Clarke | 1/4/10 |
| Tiffany Clarke | 12/14/09 |
| Hannah Tuomi | 1/21/08 |

**SEC All-Freshman Team**

| | |
|---|---|
| Chelsie Hall | 2018 |
| Kayla Overbeck | 2017 |
| Erin Whalen | 2017 |
| Rebekah Dahlman | 2015 |
| Heather Bowe | 2013 |
| Kady Schrann | 2012 |
| Stephanie Holzer | 2011 |
| Jasmine Lister | 2011 |
| Elan Brown | 2010 |
| Tiffany Clarke | 2010 |
| Jence Rhoads | 2008 |
| Hannah Tuomi | 2008 |
| Carla Thomas | 2004 |

**SEC Legend Honoree**

| | |
|---|---|
| Ashley Earley | 2016 |
| Carolina (Hipps) Williams | 2017 |

**SEC All-Tournament Team**

| | |
|---|---|
| Tiffany Clarke | 2011 |
| Christina Wirth^ | 2009 |
| Jennifer Risper | 2009 |
| Carla Thomas^ | 2007 |
| Christina Wirth | 2007 |
| Ashley Earley | 2005 |
| Carla Thomas^ | 2004 |
| Chantelle Anderson | 2002 |
| Zuzi Klimesova^ | 2002 |
| Chantelle Anderson^ | 2001 |
| Ashley McElhiney | 2001 |
| Na'Sheema Hillmon | 1995 |
| Sheri Sam^ | 1995 |
| Rhonda Blades | 1994 |
| Mara Cunningham^ | 1993 |
| Misty Lamb | 1993 |
| Karen Booker | 1987 |
| Jackie Cowan | 1986 |
| Donna Atkinson | 1984 |

## NATIONAL / OTHER AWARDS

^ denotes MVP

**NCAA Final Four All-Tournament**

| | |
|---|---|
| Heidi Gillingham | 1993 |

**NCAA Tournament All-Region**

| | |
|---|---|
| Christina Wirth | 2009 |
| Carla Thomas | 2005 |
| Chantelle Anderson^ | 2002 |
| Zuzi Klimesova | 2002 |
| Chantelle Anderson | 2001 |
| Zuzi Klimesova | 2001 |
| Sheri Sam | 1996 |
| Shelley Jarrard | 1993 |
| Mara Cunningham | 1993 |
| Shelley Jarrard | 1992 |

**NCAA Postgraduate Scholarship**

| | |
|---|---|
| Christina Wirth | 2009 |
| Candice Storey | 2001 |
| Michelle Palmisano | 1997 |
| Rhonda Blades | 1995 |
| Julie Powell | 1994 |

**WBCA Postgraduate Scholarship**

| | |
|---|---|
| Christina Wirth | 2009 |

**Naismith Finalists**

| | |
|---|---|
| Chantelle Anderson | 2003 |
| Chantelle Anderson | 2002 |
| Chantelle Anderson | 2001 |
| Sheri Sam | 1996 |

**Senior CLASS Award Finalist**

| | |
|---|---|
| Christina Wirth | 2009 |
| Dee Davis | 2007 |
| Carla Thomas | 2007 |
| Chantelle Anderson | 2003 |
| Ashley McElhiney | 2003 |

**Senior CLASS All-America - 1st Team**

| | |
|---|---|
| Christina Wirth | 2009 |

**Sports Illustrated Player of the Week**

| | |
|---|---|
| Feb. 8, 1993 | Heidi Gillingham |
| Jan. 4, 1993 | Julie Powell |

**ESPNW Player of the Week**

| | |
|---|---|
| Jan. 8, 2014 | Jasmine Lister |
| Feb. 25, 2013 | Tiffany Clarke |

**Tenn. Sportswriters Association**

| | |
|---|---|
| Chantelle Anderson | 2002 |
| Zuzi Klimesova | 2002 |
| Chantelle Anderson | 2001 |
| Zuzi Klimesova | 2001 |
| Michelle Palmisano | 1997 |
| Na'Sheema Hillmon | 1997 |
| Rhonda Blades | 1995 |

**Nashville Kiwanis Club Award**

| | |
|---|---|
| Jessica Mooney | 2010 |
| Nicole Jules | 2006 |
| Erica Grimaldi | 2006 |
| Ashley Earley | 2005 |
| Abi Ramsey | 2005 |
| Jenni Benningfield | 2004 |
| Hillary Hager | 2004 |
| Chantelle Anderson | 2003 |
| Ashley McElhiney | 2003 |
| Zuzi Klimesova | 2002 |
| Candice Storey | 2001 |
| Chavonne Hammond | 2000 |
| Katie Janky | 1999 |
| Na'Sheema Hillmon | 1998 |
| Lisa Ostrom | 1998 |
| Angela Gorsica | 1997 |
| Michelle Palmisano | 1997 |
| Mara Cunningham | 1996 |
| Ginger Jared | 1996 |
| Sheri Sam | 1996 |

**Walter Nipper Sportsmanship**

| | |
|---|---|
| Marqu'es Webb | 2016 |
| Rayte'a Long | 2015 |
| Jasmine Lister | 2014 |
| Rebecca Silinski | 2011 |
| Jessica Mooney | 2010 |
| Hillary Hager | 2003 |

**ESPN Center of the Year**

| | |
|---|---|
| Chantelle Anderson | 2002 |

**WBCA Defensive Player of the Year**

| | |
|---|---|
| Jennifer Risper | 2009 |

**WBCA All-Americans**

| | |
|---|---|
| Chantelle Anderson | 2003 |
| Chantelle Anderson | 2002 |

# HONORS & AWARDS

## NATIONAL / OTHER AWARDS

| | |
|---|---|
| Sheri Sam | 1996 |
| Heidi Gillingham | 1993 |
| Wendy Scholtens | 1990 |

**WBCA Honorable Mention**

| | |
|---|---|
| Christina Wirth | 2009 |
| Dee Davis | 2007 |
| Carla Thomas | 2007 |

**WBCA All-Region Team**

| | |
|---|---|
| Christina Foggie | 2014 |
| Jasmine Lister | 2014 |
| Tiffany Clarke | 2013 |
| Christina Foggie | 2012 |
| Jence Rhoads | 2011 |
| Christina Wirth | 2009 |
| Ashley Earley | 2005 |
| Chantelle Anderson | 2003 |
| Chantelle Anderson | 2002 |
| Chantelle Anderson | 2001 |
| Sheri Sam | 1996 |
| Heidi Gillingham | 1993 |
| Wendy Scholtens | 1989 |

**AP All-Americans - 1st Team**

| | |
|---|---|
| Chantelle Anderson | 2002 |

**AP All-Americans - 2nd Team**

| | |
|---|---|
| Chantelle Anderson | 2003 |
| Chantelle Anderson | 2001 |

**AP All-Americans -3rd Team**

| | |
|---|---|
| Sheri Sam | 1996 |

**AP All-Americans Honorable Mention**

| | |
|---|---|
| Jence Rhoads | 2011 |
| Dee Davis | 2007 |
| Carla Thomas | 2007 |
| Ashley Earley | 2005 |
| Jenni Benningfield | 2003 |
| Zuzi Klimesova | 2002 |
| Rhonda Blades | 1995 |

**Wade Trophy Finalist**

| | |
|---|---|
| Chantelle Anderson | 2003 |
| Chantelle Anderson | 2002 |

**CoSIDA Academic All-Americans**

| | |
|---|---|
| Christina Wirth | 2009 |
| Zuzi Klimesova | 2002 |
| Zuzi Klimesova | 2001 |
| Michelle Palmisano | 1997 |
| Michelle Palmisano | 1996 |
| Michelle Palmisano | 1995 |
| Julie Powell | 1994 |

**CoSIDA Academic All-District**

| | |
|---|---|
| Christina Wirth | 2008 |
| Caroline Williams | 2007 |
| Hillary Hager | 2004 |
| Angela Gorsica | 1997 |

**UPI All-American**

| | |
|---|---|
| Sheri Sam | 1996 |

**US Basketball Writers Assoc. All-America**

| | |
|---|---|
| Chantelle Anderson | 2003 |
| Chantelle Anderson | 2002 |
| Chantelle Anderson | 2001 |
| Sheri Sam | 1996 |
| Heidi Gillingham | 1993 |

**US Basketball Writers Assoc. Coach of Year**

| | |
|---|---|
| Jim Foster | 1993 |

**Women's Basketball News Service**

| | |
|---|---|
| Sheri Sam | 1996 |
| Sheri Sam | 1995 |
| Heidi Gillingham | 1993 |
| Karen Booker | 1987 |
| Harriet Brumfield | 1982 |
| Barbara Brackman | 1982 |

**Women's Basketball News Service (Freshman Team)**

| | |
|---|---|
| Ashley Smith | 1998 |
| Na'Sheema Hillmon | 1995 |
| Wendy Scholtens | 1988 |
| Jackie Cowan | 1983 |
| Donna Atkinson | 1983 |
| Barbara Brackman | 1982 |
| Harriet Brumfield | 1982 |

**American Sports Federation**

| | |
|---|---|
| Wendy Scholtens | 1989 |
| Deborah Denton | 1988 |
| Karen Booker | 1987 |
| Jackie Cowan | 1986 |

CHANTELLE ANDERSON

## VANDERBILT HALL OF FAME

The following players have been inducted into the Vanderbilt Athletics Hall of Fame, which was established in 2008. (There was not a Hall of Fame class in 2012.)

| | | | |
|---|---|---|---|
| Theresa Lawrence Phillips | 2017 | Heidi Gillingham | 2010 |
| Carolyn Peck | 2013 | Wendy Scholtens | 2009 |
| Sheri Sam | 2011 | Chantelle Anderson | 2008 |



HEIDI GILLINGHAM

# ANNUAL STATISTICS - VANDERBILT

| Season | | G | FG-FGA | PCT | FT-FTA | PCT | 3P-3PA | PCT. | REB-AVG | PF-DQ | A | B | ST | PTS-AVG |
|---|---|---|---|---|---|---|---|---|---|---|---|---|---|---|
| 2017-18 | Vanderbilt | 31 | 781-1737 | 0.450 | 365-498 | 0.733 | 215-573 | 0.375 | 996-32.1 | 621-22 | 447 | 49 | 174 | 2142-69.1 |
| 2016-17 | Vanderbilt | 30 | 690-1696 | 0.407 | 467-628 | 0.744 | 214-555 | 0.386 | 1173-39.1 | 650-21 | 421 | 61 | 173 | 2061-68.7 |
| 2015-16 | Vanderbilt | 32 | 730-1589 | 0.459 | 366-514 | 0.712 | 174-471 | 0.369 | 1044-32.6 | 591-16 | 434 | 62 | 231 | 2000-62.5 |
| 2014-15 | Vanderbilt | 31 | 719-1585 | 0.454 | 368-542 | 0.679 | 105-330 | 0.318 | 1069-34.5 | 538-13 | 406 | 77 | 216 | 1911-61.6 |
| 2013-14 | Vanderbilt | 31 | 783-1705 | 0.459 | 486-661 | 0.735 | 166-415 | 0.4 | 1067-34.4 | 580-21 | 493 | 24 | 230 | 2218-71.5 |
| 2012-13 | Vanderbilt | 33 | 780-1832 | 0.426 | 447-623 | 0.717 | 161-472 | 0.341 | 1280-38.8 | 530-9 | 492 | 111 | 210 | 2168-65.7 |
| 2011-12 | Vanderbilt | 33 | 867-1868 | 0.464 | 454-623 | 0.729 | 181-487 | 0.372 | 1258-38.1 | 534-14 | 506 | 130 | 257 | 2369-71.8 |
| 2010-11 | Vanderbilt | 32 | 818-1813 | 0.451 | 465-660 | 0.705 | 180-516 | 0.349 | 1224-38.2 | 570-13 | 490 | 111 | 198 | 2281-71.3 |
| 2009-10 | Vanderbilt | 34 | 865-1909 | 0.453 | 442-642 | 0.688 | 196-534 | 0.367 | 1227-36.1 | 605-12 | 508 | 82 | 248 | 2368-69.6 |
| 2008-09 | Vanderbilt | 35 | 926-2042 | 0.453 | 450-614 | 0.733 | 214-602 | 0.355 | 1207-34.5 | 582-4 | 542 | 67 | 355 | 2516-71.9 |
| 2007-08 | Vanderbilt | 34 | 902-1937 | 0.466 | 394-590 | 0.668 | 218-572 | 0.381 | 1248-36.7 | 618-6 | 544 | 100 | 335 | 2416-71.1 |
| 2006-07 | Vanderbilt | 34 | 944-1866 | 0.506 | 498-662 | 0.752 | 209-478 | 0.437 | 1155-34.0 | 653-10 | 613 | 95 | 281 | 2595-76.3 |
| 2005-06 | Vanderbilt | 32 | 823-1718 | 0.479 | 406-531 | 0.765 | 187-481 | 0.389 | 1059-33.1 | 534-10 | 570 | 76 | 262 | 2239-70.0 |
| 2004-05 | Vanderbilt | 32 | 928-1885 | 0.492 | 421-565 | 0.745 | 203-520 | 0.39 | 1108-34.6 | 479-9 | 548 | 71 | 323 | 2480-77.5 |
| 2003-04 | Vanderbilt | 34 | 878-1886 | 0.466 | 455-646 | 0.704 | 187-500 | 0.374 | 1255-36.9 | 592-10 | 554 | 95 | 330 | 2398-70.5 |
| 2002-03 | Vanderbilt | 32 | 867-1691 | 0.513 | 425-594 | 0.715 | 209-531 | 0.394 | 1054-32.9 | 492-12 | 492 | 96 | 263 | 2368-74.0 |
| 2001-02 | Vanderbilt | 37 | 988-1897 | 0.521 | 531-696 | 0.763 | 177-476 | 0.372 | 1266-34.2 | 458-4 | 605 | 83 | 208 | 2684-72.5 |
| 2000-01 | Vanderbilt | 34 | 984-1806 | 0.545 | 448-601 | 0.745 | 210-503 | 0.417 | 1196-35.2 | 502-10 | 709 | 77 | 177 | 2626-77.2 |
| 1999-00 | Vanderbilt | 34 | 875-1864 | 0.469 | 422-660 | 0.639 | 130-367 | 0.354 | 1242-36.5 | 607-14 | 573 | 131 | 276 | 2302-67.7 |
| 1998-99 | Vanderbilt | 27 | 693-1573 | 0.441 | 424-689 | 0.615 | 96-307 | 0.313 | 1086-40.2 | 511-6 | 416 | 144 | 223 | 1906-70.6 |
| 1997-98 | Vanderbilt | 29 | 740-1659 | 0.446 | 370-560 | 0.661 | 124-363 | 0.342 | 1102-38.0 | 490-11 | 476 | 108 | 262 | 1974-68.1 |
| 1996-97 | Vanderbilt | 31 | 799-1908 | 0.419 | 352-583 | 0.604 | 190-526 | 0.361 | 1334-43.0 | 522-7 | 485 | 172 | 286 | 2140-69.0 |
| 1995-96 | Vanderbilt | 31 | 879-1885 | 0.466 | 470-659 | 0.713 | 155-405 | 0.383 | 1326-42.8 | 522-8 | 589 | 189 | 258 | 2383-76.9 |
| 1994-95 | Vanderbilt | 35 | 1084-2167 | 0.484 | 544-778 | 0.699 | 185-507 | 0.365 | 1611-46.0 | 542-11 | 676 | 193 | 300 | 2825-80.7 |
| 1993-94 | Vanderbilt | 33 | 967-1975 | 0.49 | 498-708 | 0.703 | 220-551 | 0.399 | 1288-39.0 | 550-16 | 666 | 169 | 279 | 2652-80.4 |
| 1992-93 | Vanderbilt | 33 | 916-1851 | 0.495 | 439-619 | 0.709 | 187-516 | 0.362 | 1208-36.6 | 454-6 | 596 | 165 | 285 | 2485-74.5 |
| 1991-92 | Vanderbilt | 31 | 907-1834 | 0.495 | 408-608 | 0.671 | 141-366 | 0.385 | 1243-40.1 | 499 | 525 | 196 | 293 | 2263-76.2 |
| 1990-91 | Vanderbilt | 31 | 894-1878 | 0.476 | 452-601 | 0.752 | 84-196 | 0.429 | 1249-40.3 | 485-10 | 571 | 188 | 284 | 2324-75.0 |
| 1989-90 | Vanderbilt | 34 | 1029-2034 | 0.506 | 575-755 | 0.762 | 65-140 | 0.464 | 1386-40.8 | 540-8 | 592 | 143 | 383 | 2698-79.4 |
| 1988-89 | Vanderbilt | 29 | 865-1840 | 0.47 | 541-703 | 0.77 | 53-145 | 0.366 | 1195-41.2 | 472-8 | 480 | 91 | 335 | 2324-80.1 |
| 1987-88 | Vanderbilt | 28 | 818-1768 | 0.463 | 407-559 | 0.728 | 63-177 | 0.356 | 1219-43.5 | 483-12 | 399 | 166 | 279 | 2104-75.1 |
| 1986-87 | Vanderbilt | 33 | 1081-2386 | 0.453 | 502-751 | 0.668 | | | 1484-45.0 | 592-22 | 523 | 164 | 439 | 2664-80.7 |
| 1985-86 | Vanderbilt | 31 | 1053-2247 | 0.469 | 431-695 | 0.62 | | | 1415-45.6 | 602-23 | 458 | 133 | 376 | 2539-81.9 |
| 1984-85 | Vanderbilt | 27 | 858-1915 | 0.448 | 338-509 | 0.664 | | | 1156-42.8 | 510-18 | 382 | 104 | 282 | 2054-76.1 |
| 1983-84 | Vanderbilt | 32 | 1014-2234 | 0.454 | 499-729 | 0.684 | | | 1361-42.5 | 606-25 | 382 | 105 | 401 | 2527-79.0 |
| 1982-83 | Vanderbilt | 26 | 806-1723 | 0.468 | 348-518 | 0.672 | | | 1032-39.7 | 466-24 | 271 | 89 | 208 | 1958-75.3 |
| 1981-82 | Vanderbilt | 34 | 1101-2396 | 0.46 | 455-679 | 0.67 | | | 1467-43.1 | 611-25 | 486 | 113 | 331 | 2657-78.1 |
| 1980-81 | Vanderbilt | 28 | 852-2056 | 0.414 | 344-504 | 0.683 | | | 1046-37.4 | 536-24 | 309 | N/A | 325 | 2048-73.1 |
| 1979-80 | Vanderbilt | 26 | 766-1798 | 0.426 | 256-404 | 0.634 | | | 1021-39.3 | 568-21 | 287 | N/A | 286 | 1788-68.8 |
| 1978-79 | Vanderbilt | 26 | 731-1735 | 0.421 | 268-421 | 0.637 | | | 1019-39.2 | 482-14 | 276 | N/A | 213 | 1730-66.5 |
| 1977-78 | Vanderbilt | 24 | 721-1732 | 0.416 | 312-471 | 0.662 | | | 1218-50.8 | 425-15 | 236 | N/A | N/A | 1754-73.1 |

# ANNUAL STATISTICS- OPPONENTS

| SEASON | | FG-FGA | PCT | FT-FTA | PCT | 3P-3PA | PCT. | REB-AVG | PF-DQ | A | B | ST | PTS-AVG |
|---|---|---|---|---|---|---|---|---|---|---|---|---|---|
| 2017-18 | Opponent | 897-1961 | 0.457 | 421-581 | 0.725 | 240-683 | 0.351 | 1154-37.2 | 543 | 497 | 80 | 271 | 2455-79.2 |
| 2016-17 | Opponent | 790-1916 | 0.412 | 393-593 | 0.663 | 161-526 | 0.306 | 1094-36.5 | 585 | 417 | 124 | 241 | 2134-71.1 |
| 2015-16 | Opponent | 654-1630 | 0.401 | 342-517 | 0.662 | 154-488 | 0.316 | 905-28.3 | 619 | 366 | 93 | 236 | 1804-56.4 |
| 2014-15 | Opponent | 729-1749 | 0.417 | 364-512 | 0.711 | 172-577 | 0.298 | 980-31.6 | 580 | 420 | 86 | 257 | 1994-64.3 |
| 2013-14 | Opponent | 766-1734 | 0.442 | 379-538 | 0.704 | 155-497 | 0.312 | 996-32.1 | 677 | 435 | 123 | 209 | 2066-66.6 |
| 2012-13 | Opponent | 728-1897 | 0.384 | 348-500 | 0.696 | 130-502 | 0.259 | 1107-33.5 | 588 | 390 | 89 | 250 | 1934-58.6 |
| 2011-12 | Opponent | 741-1962 | 0.378 | 393-585 | 0.672 | 154-531 | 0.29 | 1144-34.7 | 599 | 388 | 99 | 268 | 2029-61.5 |
| 2010-11 | Opponent | 741-1955 | 0.379 | 405-589 | 0.688 | 165-537 | 0.307 | 1165-36.4 | 590 | 362 | 97 | 243 | 2052-64.1 |
| 2009-10 | Opponent | 794-2022 | 0.393 | 391-604 | 0.647 | 171-568 | 0.301 | 1247-36.7 | 644 | 448 | 111 | 234 | 2150-63.2 |
| 2008-09 | Opponent | 765-1886 | 0.406 | 366-533 | 0.687 | 165-511 | 0.323 | 1197-34.2 | 619 | 406 | 87 | 181 | 2061-58.9 |
| 2007-08 | Opponent | 670-1825 | 0.367 | 425-622 | 0.683 | 161-551 | 0.292 | 1129-33.2 | 574 | 371 | 111 | 237 | 1926-56.6 |
| 2006-07 | Opponent | 728-1876 | 0.388 | 491-715 | 0.687 | 159-534 | 0.298 | 1103-32.4 | 602 | 381 | 92 | 294 | 2106-61.9 |
| 2005-06 | Opponent | 727-1797 | 0.405 | 339-495 | 0.685 | 161-511 | 0.315 | 1038-32.4 | 562 | 424 | 87 | 286 | 1954-61.1 |
| 2004-05 | Opponent | 709-1712 | 0.414 | 330-484 | 0.682 | 160-500 | 0.32 | 999-31.2 | 535 | 383 | 90 | 227 | 1908-59.6 |
| 2003-04 | Opponent | 750-1909 | 0.393 | 398-565 | 0.704 | 189-589 | 0.321 | 1109-32.6 | 627 | 441 | 102 | 296 | 2087-61.4 |
| 2002-03 | Opponent | 757-1897 | 0.399 | 349-483 | 0.723 | 186-555 | 0.335 | 1054-32.9 | 598 | 441 | 81 | 274 | 2049-64.0 |
| 2001-02 | Opponent | 835-2109 | 0.396 | 285-413 | 0.69 | 165-535 | 0.308 | 1008-27.2 | 670 | 421 | 66 | 233 | 2120-57.3 |
| 2000-01 | Opponent | 831-2040 | 0.407 | 313-460 | 0.68 | 178-479 | 0.372 | 956-28.1 | 607 | 461 | 65 | 253 | 2153-63.3 |
| 1999-00 | Opponent | 676-1842 | 0.367 | 447-676 | 0.661 | 113-350 | 0.323 | 1119-32.9 | 617 | 346 | 59 | 258 | 1912-56.2 |
| 1998-99 | Opponent | 634-1648 | 0.385 | 417-621 | 0.671 | 130-418 | 0.311 | 1019-37.7 | 571 | 373 | 61 | 235 | 1815-67.2 |
| 1997-98 | Opponent | 667-1710 | 0.39 | 379-523 | 0.725 | 146-463 | 0.315 | 1025-35.3 | 496 | 387 | 49 | 236 | 1859-64.1 |
| 1996-97 | Opponent | 672-1892 | 0.355 | 385-565 | 0.681 | 119-465 | 0.256 | 1226-39.5 | 558 | 384 | 85 | 271 | 1848-59.6 |
| 1995-96 | Opponent | 725-1938 | 0.374 | 403-591 | 0.682 | 155-453 | 0.342 | 1080-34.8 | 557 | 419 | 87 | 283 | 2008-64.8 |
| 1994-95 | Opponent | 727-2125 | 0.342 | 366-575 | 0.637 | 160-534 | 0.3 | 1149-32.8 | 678 | 398 | 75 | 287 | 1980-56.6 |
| 1993-94 | Opponent | 806-2096 | 0.385 | 425-596 | 0.713 | 172-510 | 0.337 | 1220-37.0 | 646 | 422 | 58 | 272 | 2209-66.9 |
| 1992-93 | Opponent | 760-2027 | 0.375 | 309-449 | 0.688 | 132-433 | 0.305 | 1191-36.1 | 600 | 404 | 53 | 283 | 1961-59.4 |
| 1991-92 | Opponent | 732-1955 | 0.374 | 322-499 | 645 | 112-357 | 0.314 | 1154-37.2 | 583 | 403 | 53 | 246 | 1898-61.2 |
| 1990-91 | Opponent | 786-1968 | 0.399 | 378-550 | 0.687 | 118-343 | 0.344 | 1133-36.6 | 532-10 | 405 | 52 | 264 | 2068-66.7 |
| 1989-90 | Opponent | 908-2235 | 0.406 | 403-538 | 0.632 | 92-267 | 0.345 | 1207-35.5 | 637-23 | 407 | 88 | 379 | 2311-68.0 |
| 1988-89 | Opponent | 788-1878 | 0.42 | 318-478 | 0.665 | 70-191 | 0.367 | 1077-37.1 | 587-17 | 377 | 89 | 284 | 1964-67.7 |
| 1987-88 | Opponent | 735-1919 | 0.383 | 363-562 | 0.646 | 69-230 | 0.3 | 1150-41.1 | 500-14 | 271 | 53 | 278 | 1903-68.0 |
| 1986-87 | Opponent | 906-2191 | 0.414 | 413-624 | 0.662 | | | 1417-42.9 | 614-14 | 399 | 87 | 305 | 2215-67.1 |
| 1985-86 | Opponent | 867-2093 | 0.414 | 401-611 | 0.656 | | | 1325-42.7 | 562-25 | 355 | 79 | 256 | 2145-69.2 |
| 1984-85 | Opponent | 810-1810 | 0.448 | 371-547 | 0.678 | | | 1131-41.9 | 357 | 357 | 85 | 282 | 1991-73.7 |
| 1983-84 | Opponent | 905-2149 | 0.421 | 434-651 | 0.667 | | | 1398-43.7 | 647-18 | 381 | 84 | 268 | 2244-70.1 |
| 1982-83 | Opponent | 805-1779 | 0.453 | 338-513 | 0.659 | | | 1112-42.8 | 495-22 | 296 | 51 | 230 | 1948-74.9 |
| 1981-82 | Opponent | 1070-2529 | 0.423 | 410-627 | 0.653 | | | 1576-46.4 | 682-27 | 394 | 88 | 409 | 2550-75.0 |
| 1980-81 | Opponent | 902-1902 | 0.474 | 359-525 | 0.684 | | | 1310-46.8 | 526-16 | 377 | N/A | 283 | 2163-77.3 |
| 1979-80 | Opponent | 717-1703 | 0.421 | 402-612 | 0.657 | | | 1130-43.5 | 457-12 | 270 | N/A | 292 | 1836-70.6 |
| 1978-79 | Opponent | 724-1764 | 0.41 | 314-458 | 0.686 | | | 1112-42.8 | 476-14 | 219 | N/A | 201 | 1762-67.8 |
| 1977-78 | Opponent | 681-1847 | 0.369 | 231-385 | 0.6 | | | 1125-46.9 | 467-18 | 77 | N/A | N/A | 1593-66.4 |

# YEARLY LEADERS

## Points

| Season | Player | Points | Avg. |
|---|---|---|---|
| 2017-18 | Chelsie Hall | 370 | 11.9 |
| 2016-17 | Rachel Bell | 338 | 11.3 |
| 2015-16 | Christa Reed | 370 | 11.6 |
| 2014-15 | Rebekah Dahlman | 318 | 10.3 |
| 2013-14 | Christina Foggie | 589 | 19.0 |
| 2012-13 | Tiffany Clarke | 549 | 16.6 |
| 2011-12 | Christina Foggie | 585 | 17.7 |
| 2010-11 | Jasmine Lister | 377 | 11.8 |
| 2009-10 | Merideth Marsh | 514 | 15.1 |
| 2008-09 | Christina Wirth | 582 | 16.6 |
| 2007-08 | Christina Wirth | 446 | 13.1 |
| 2006-07 | Carla Thomas | 551 | 16.2 |
| 2005-06 | Carla Thomas | 373 | 12.4 |
| 2004-05 | Ashley Earley | 589 | 18.4 |
| 2003-04 | Jenni Benningfield | 433 | 13.1 |
| 2002-03 | Chantelle Anderson | 581 | 18.2 |
| 2001-02 | Chantelle Anderson | 765 | 20.7 |
| 2000-01 | Chantelle Anderson | 722 | 21.2 |
| 1999-00 | Chantelle Anderson | 536 | 15.8 |
| 1998-99 | Jennifer Holmes | 288 | 10.7 |
| 1997-98 | Na'Sheema Hillmon | 376 | 13.0 |
| 1996-97 | Michelle Palmisano | 377 | 12.2 |
| 1995-96 | Sheri Sam | 612 | 20.4 |
| 1994-95 | Sheri Sam | 544 | 15.5 |
| 1993-94 | Heidi Gillingham | 500 | 15.2 |
| 1992-93 | Heidi Gillingham | 482 | 14.6 |
| 1991-92 | Donna Harris | 391 | 12.6 |
| 1990-91 | Wendy Scholtens | 664 | 21.4 |
| 1989-90 | Wendy Scholtens | 855 | 25.2 |
| 1988-89 | Wendy Scholtens | 653 | 22.5 |
| 1987-88 | Wendy Scholtens | 430 | 15.4 |
| 1986-87 | Karen Booker | 623 | 19.0 |
| 1985-86 | Jackie Cowan | 633 | 20.4 |
| 1984-85 | Harriet Brumfield | 393 | 14.6 |
| 1983-84 | Donna Atkinson | 510 | 15.9 |
| 1982-83 | Harriet Brumfield | 430 | 16.5 |
| 1981-82 | Harriet Brumfield | 671 | 19.7 |
| 1980-81 | Gayle Kinzer | 587 | 21.0 |
| 1979-80 | Aljeanette Bramlett | 439 | 18.3 |
| 1978-79 | Ann Morrow | 374 | 14.4 |
| 1977-78 | Karen McGinn | 395 | 16.5 |

## Rebounds

| Season | Player | Rebs. | Avg. |
|---|---|---|---|
| 2017-18 | Autumn Newby | 191 | 6.6 |
| 2016-17 | Marqu'es Webb | 263 | 9.1 |
| 2015-16 | Marqu'es Webb | 183 | 5.7 |
| 2014-15 | Morgan Batey | 160 | 5.2 |
| 2013-14 | Morgan Batey | 164 | 5.3 |
| 2012-13 | Tiffany Clarke | 278 | 8.4 |
| 2011-12 | Stephanie Holzer | 247 | 7.5 |
| 2010-11 | Stephanie Holzer | 168 | 6.0 |
| | Hannah Tuomi | 191 | 6.0 |
| 2009-10 | Hannah Tuomi | 190 | 5.6 |
| 2008-09 | Jennifer Risper | 199 | 5.7 |
| 2007-08 | Jennifer Risper | 215 | 6.3 |
| 2006-07 | Carla Thomas | 217 | 6.4 |
| 2005-06 | Carla Thomas | 178 | 5.9 |
| 2004-05 | Ashley Earley | 300 | 9.4 |
| 2003-04 | Ashley Earley | 229 | 6.7 |
| 2002-03 | Jenni Benningfield | 253 | 7.9 |
| 2001-02 | Zuzi Klimesova | 268 | 7.2 |
| 2000-01 | Zuzi Klimesova | 276 | 8.1 |
| 1999-00 | Zuzi Klimesova | 250 | 7.4 |
| 1998-99 | Jennifer Holmes | 241 | 8.9 |
| 1997-98 | Lisa Ostrom | 195 | 6.7 |
| 1996-97 | Na'Sheema Hillmon | 255 | 8.2 |
| 1995-96 | Sheri Sam | 215 | 7.2 |
| 1994-95 | Sheri Sam | 291 | 8.3 |
| 1993-94 | Sheri Sam | 206 | 6.2 |
| 1992-93 | Heidi Gillingham | 242 | 7.3 |
| 1991-92 | Heidi Gillingham | 242 | 7.8 |
| 1990-91 | Wendy Scholtens | 333 | 10.7 |
| 1989-90 | Wendy Scholtens | 389 | 11.4 |
| 1988-89 | Wendy Scholtens | 315 | 10.9 |
| 1987-88 | Wendy Scholtens | 235 | 8.4 |
| 1986-87 | Karen Booker | 389 | 11.8 |
| 1985-86 | Karen Booker | 338 | 10.9 |
| 1984-85 | Harriet Brumfield | 199 | 7.4 |
| 1983-84 | Harriet Brumfield | 301 | 9.4 |
| 1982-83 | Barbara Brackman | 227 | 8.7 |
| 1981-82 | Harriet Brumfield | 361 | 10.6 |
| 1980-81 | Gayle Kinzer | 238 | 8.5 |
| 1979-80 | Aljeanette Bramlett | 180 | 7.5 |
| 1978-79 | Teresa Lawrence | 251 | 9.7 |
| 1977-78 | Jan Jordan | 245 | 10.7 |

## Assists

| Season | Player | Assists | Avg. |
|---|---|---|---|
| 2017-18 | Chelsie Hall | 95 | 3.1 |
| 2016-17 | Cierra Walker | 63 | 2.9 |
| 2015-16 | Minta Spears | 127 | 3.9 |
| 2014-15 | Paris Kea | 94 | 3.0 |
| 2013-14 | Jasmine Lister | 144 | 4.6 |
| 2012-13 | Jasmine Lister | 168 | 5.1 |
| 2011-12 | Jasmine Lister | 176 | 5.3 |
| 2010-11 | Jence Rhoads | 140 | 4.8 |
| 2009-10 | Jence Rhoads | 161 | 5.0 |
| 2008-09 | Jence Rhoads | 132 | 3.8 |
| 2007-08 | Jence Rhoads | 114 | 3.4 |
| 2006-07 | Dee Davis | 189 | 5.6 |
| 2005-06 | Dee Davis | 212 | 6.8 |
| 2004-05 | Dee Davis | 192 | 6.0 |
| 2003-04 | Dee Davis | 137 | 4.7 |
| 2002-03 | Ashley McElhiney | 219 | 7.3 |
| 2001-02 | Ashley McElhiney | 159 | 4.3 |
| 2000-01 | Ashley McElhiney | 191 | 6.2 |
| 1999-00 | Chavonne Hammond | 121 | 3.6 |
| 1998-99 | Ashley Smith | 148 | 5.5 |
| 1997-98 | Ashley Smith | 193 | 6.7 |
| 1996-97 | Nettie Respondek | 130 | 4.2 |
| 1995-96 | Ginger Jared | 139 | 4.5 |
| 1994-95 | Rhonda Blades | 147 | 4.2 |
| 1993-94 | Ginger Jared | 183 | 5.5 |
| 1992-93 | Rhonda Blades | 156 | 4.7 |
| 1991-92 | Jade Huntington | 125 | 4.0 |
| 1990-91 | Jade Huntington | 142 | 4.9 |
| 1989-90 | Jade Huntington | 100 | 3.3 |
| 1988-89 | Deborah Denton | 140 | 4.8 |
| 1987-88 | Deborah Denton | 111 | 4.1 |
| 1986-87 | Deborah Denton | 156 | 4.9 |
| 1985-86 | Donna Atkinson | 82 | 2.6 |
| 1984-85 | Barbara Brackman | 88 | 3.5 |
| 1983-84 | Lori Gross | 140 | 4.4 |
| 1982-83 | Donna Atkinson | 78 | 3.0 |
| 1981-82 | Cathy Bender | 262 | 7.7 |
| 1980-81 | Allison Floyd | 116 | 4.5 |
| 1979-80 | Allison Floyd | 111 | 4.3 |
| 1978-79 | Allison Floyd | 116 | 4.5 |
| 1977-78 | Allison Floyd | 101 | 4.2 |

## Steals

| Season | Player | Steals | Avg. |
|---|---|---|---|
| 2017-18 | Chelsie Hall | 33 | 1.1 |
| 2016-17 | Christa Reed | 48 | 0.8 |
| 2015-16 | Morgan Batey | 48 | 1.5 |
| 2014-15 | Morgan Batey | 37 | 1.2 |
| 2013-14 | Morgan Batey | 42 | 1.4 |
| 2012-13 | Christina Foggie | 42 | 1.6 |
| 2011-12 | Elan Brown | 45 | 1.4 |
| 2010-11 | Jence Rhoads | 30 | 1.0 |
| 2009-10 | Jessica Mooney | 49 | 1.4 |
| 2008-09 | Jennifer Risper | 81 | 2.3 |
| 2007-08 | Jennifer Risper | 91 | 2.7 |
| 2006-07 | Dee Davis | 70 | 2.1 |
| 2005-06 | Dee Davis | 66 | 2.1 |
| 2004-05 | Ashley Earley | 67 | 2.1 |
| 2003-04 | Hillary Hager | 55 | 1.6 |
| 2002-03 | Abi Ramsey | 52 | 1.6 |
| 2001-02 | Zuzi Klimesova | 54 | 1.4 |
| 2000-01 | Zuzi Klimesova | 42 | 1.2 |
| 1999-00 | Chavonne Hammond | 67 | 1.9 |
| 1998-99 | Ashley Smith | 59 | 2.2 |
| 1997-98 | Ashley Smith | 59 | 2.0 |
| 1996-97 | Na'Sheema Hillmon | 61 | 2.0 |
| 1995-96 | Sheri Sam | 51 | 1.7 |
| 1994-95 | Sheri Sam | 70 | 2.0 |
| 1993-94 | Rhonda Blades | 62 | 1.9 |
| 1992-93 | Rhonda Blades | 64 | 1.9 |
| 1991-92 | Jade Huntington | 72 | 2.3 |
| 1990-91 | Jade Huntington | 73 | 2.5 |
| 1989-90 | Jade Huntington | 87 | 2.9 |
| 1988-89 | Deborah Denton | 92 | 3.2 |
| 1987-88 | Deborah Denton | 82 | 3.0 |
| 1986-87 | Deborah Denton | 123 | 3.8 |
| 1985-86 | Karen Booker | 87 | 2.8 |
| 1984-85 | Donna Atkinson | 68 | 2.5 |
| 1983-84 | Donna Atkinson | 89 | 2.8 |
| 1982-83 | Donna Atkinson | 67 | 2.6 |
| 1981-82 | Cathy Bender | 111 | 3.3 |
| 1980-81 | Eva Lemeh | 94 | 3.5 |
| 1979-80 | Cathy Bender | 82 | 3.2 |
| 1978-79 | Allison Floyd | 52 | 2.0 |

# USA BASKETBALL/ALL-AMERICANS

## USA BASKETBALL

**Chantelle Anderson**
2001 World University Games, Gold Medal
2000 USA Basketball Select Team
2000 R. William Jones Cup, Gold Medal
1998 World Youth Games Team, Bronze Medal

**Jenni Benningfield**
2003 USA Pan American Games Team, Silver Medal

**Karen Booker**
1991 World University Games, Gold Medal

**Mara Cunningham**
1993 US Olympic Festival - South Team
Junior World Championship Team

**Angela Gorsica**
1995 R. William Jones Cup, Bronze Medal
1994 R. William Jones Cup, Gold Medal
1993 US Olympic Festival - East Team

**Chavonne Hammond**
1996 US Junior National Team, Silver Medal

**Ashley McElhiney**
2001 World University Games, Gold Medal

**Kayla Overbeck**
2017 USA U19 World Championship, Silver Medal

**Sheri Sam**
1996 R. William Jones Cup, Gold Medal
1995 R. William Jones Cup, Bronze Medal
1993 US Olympic Festival - South Team

**Christina Wirth**
2005 USA U19 World Championship, Gold Medal

## Notable Accomplishments

• Jenni Benningfield was named a team captain for the 2003 USA Basketball Pan American Games squad that won a silver medal.
• Chantelle Anderson and Ashley McElhiney were teammates on the 2001 World University Games team that won a gold medal. Also working with the US team were Vanderbilt managers Kristen Carter and Chanell Sutton. Carter and Sutton worked the training camps in Colorado Springs while Sutton traveled with the team to China.
• Zuzi Klimesova competed in the 2001 World University Games for her native Czech Republic and won a bronze medal. Her complete statistics were not available, but she did total 19 rebounds and nine points in a 91-71 win over Lithuania for the bronze medal.
• Sheri Sam was selected to the 10-member senior College All-Star team which played an exhibition game against the USA Basketball Women's National Team on April 6, 1996. Sam led the All-Stars with 18 points, second only to USA's Lisa Leslie with 28, and was the second-leading rebounder with four.
• Karen Booker played on the 1991 US World University Games team and won a gold medal. She averaged 5.3 points and 4.8 rebounds a game. She also totaled 11 steals.
• Vanderbilt players have earned seven gold, three bronze and one silver medal in International competition.

## KODAK ALL-AMERICANS

### Wendy Scholtens • 1990

Wendy Scholtens, a 6-4 center from Ft. Smith Arkansas, holds the Vanderbilt record for most rebounds in a career. She holds a total of 15 Commodore records, including all of the free throw categories. She was the SEC Freshman of the Year and earned All-SEC honors three times, while earning All-SEC Academic Honors twice. She was also selected SEC Player of the Week eight times. She is the only woman at Vanderbilt to have her jersey retired. She was inducted into the Tennessee Sports Hall of Fame in 1999 and Vanderbilt Hall of Fame in 2009.

### Heidi Gillingham • 1993

Heidi Gillingham, a 6-8 center from Floresville, Texas, holds six Vanderbilt records, including an SEC record 131 blocks in a season. Gillingham is the tallest player in Vanderbilt history. She was a three-time All-SEC first team selection and was chosen SEC Player of the Week once. She was selected to the 1993 NCAA Final Four All-Tournament Team and was named Sports Illustrated National Player of the Week. She was also named Homecoming Queen at Vanderbilt. She was inducted into the Tennessee Sports Hall of Fame in 2000 and Vanderbilt Hall of Fame in 2010.

### Sheri Sam • 1996

Sheri Sam, a 6-1 forward from Duson, La., is the third Kodak All-American from Vanderbilt. Sam ranks in five statistical categories and totaled double digits in scoring in 77 games and in rebounding in 22 games. She was selected SEC Player of the Week once and was a two-time All-SEC team selection. She was also named to the SEC Academic Honor Roll. Sam was a Naismith Finalist in 1996 and was named to the 1996 NCAA Tournament All-Regional Team.

### Chantelle Anderson • 2002, 2003

Chantelle Anderson is Vanderbilt's first two-time Kodak All-American earning the honor her junior and senior seasons. She was the first Commodore to earn SEC Player of the Year honors (2002) and was also named ESPN The Magazine Center of the Year. She was named MVP of the NCAA Midwest Regional and was a Naismith Finalist in 2001, 2002 and 2003. As a sophomore, the 6-6 center from Vancouver, Wash., set the NCAA record for field goal percentage connecting on 292-404 from the field for a 72.3 percentage. She is also the VU career leader in points with 2,604 points. She was inducted into the Vanderbilt Hall of Fame in 2008.

# INDIVIDUAL GAME RECORDS

## Minutes Played

T-1. Karen McGinn vs. Auburn (20Ts), 12-13-78 ..... 50
T-1. Ann Morrow vs. Auburn (20Ts), 12-13-78 ..... 50
3. Wendy Scholtens vs. Auburn (20Ts), 1-20-90 ..... 49
T-4. Jence Rhoads at Florida (20Ts), 2-6-11 ..... 48
T-4. Dee Davis at Mississippi State (20Ts), 2-3-05 ..... 48
T-4. Carla Thomas at Mississippi State (20Ts), 2-3-05 ..... 48
T-7. Jasmine Lister at Florida (20Ts), 2-6-11 ..... 47
T-7. Zuzi Klimesova vs. Kansas (20Ts), 3-18-00 ..... 47
T-9. Chavonne Hammond vs. Kansas (20Ts), 3-18-00 ..... 46
T-9. Ashley Smith vs. George Washington (20Ts), 12-22-98 ..... 46
T-11. 17 players (27 times) ..... 45
Last: Minta Spears, vs. Georgia (0T), 3-3-16

## Most Points

1. Chantelle Anderson vs. Mississippi State, 2-8-01 ..... 41
2. Chantelle Anderson vs. Portland State, 12-23-01 ..... 40
T-3. Sheri Sam vs. Harvard, 3-15-96 ..... 39
T-3. Wendy Scholtens vs. Memphis State, 1-24-90 ..... 39
5. Jackie Cowan vs. Cheyney State, 2-9-86 ..... 37
6. Wendy Scholtens vs. David Lipscomb, 1-9-90 ..... 36
T-7. Chantelle Anderson vs. Tennessee, 2-27-03 ..... 35
T-7. Chantelle Anderson vs. Tennessee, 3-25-02 ..... 35
T-7. Chantelle Anderson vs. James Madison, 12-2-01 ..... 35
T-7. Donna Harris vs. Northern Illinois, 1-3-91 ..... 35
T-7. Gayle Kinzer vs. Belmont, 11-21-81 ..... 35
T-12. Christina Foggie vs. Georgia, 1-26-12 ..... 34
T-12. Jenni Benningfield vs. Louisville, 11-29-03 ..... 34
T-12. Chantelle Anderson vs. Iowa State, 3-24-01 ..... 34
T-12. Wendy Scholtens vs. Butler, 11-24-90 ..... 34
T-12. Wendy Scholtens vs. UT-Chattanooga, 2-7-90 ..... 34
T-12. Wendy Scholtens vs. Louisville, 1-4-89 ..... 34
T-12. Jackie Cowan vs. Providence, 12-8-85 ..... 34
T-12. Jackie Cowan vs. Tennessee Tech, 12-13-83 ..... 34
T-12. Barbara Brackman vs. Tennessee, 12-6-82 ..... 34

## Freshman Scoring Record

1. Barbara Brackman vs. Tennessee, 2-26-82 ..... 34
2. Harriet Brumfield vs. Western Kentucky, 12-4-81 ..... 33
3. Barbara Brackman vs. Austin Peay, 12-2-81 ..... 32
T-4. Kady Schrann vs. LSU, 1-29-12 ..... 29
T-4. Barbara Brackman vs. Duke, 3-13-82 ..... 29
T-4. Harriet Brumfield vs. Delta State, 2-20-82 ..... 29
T-4. Harriet Brumfield vs. Northwestern, 11-27-81 ..... 29
8. Chantelle Anderson vs. Georgia, 1-30-00 ..... 28
9 . Tiffany Clarke vs. ETSU, 12-29-09 ..... 27
10. Chelsie Hall vs. Ball State, 11-20-17 ..... 26

## Field Goals Made

1. Chantelle Anderson vs. Portland State, 12-23-00 ..... 19
T-2. Wendy Scholtens vs. Memphis State, 1-24-90 ..... 17
T-2. Jackie Cowan vs. Tennessee Tech, 12-13-84 ..... 17
T-4. Carla Thomas at Mississippi State, 2-3-05 ..... 16
T-4. Chantelle Anderson vs. Iowa State, 3-24-01 ..... 16
T-4. Gayle Kinzer vs. Belmont, 1-19-81 ..... 16
T-7. Chantelle Anderson vs. Wisconsin-Milwaukee, 11-30-01 ..... 15
T-7. Zuzi Klimesova vs. Fordham, 11-27-99 ..... 15
T-7. Sheri Sam vs. Harvard, 3-15-96 ..... 15
T-7. Wendy Scholtens vs. David Lipscomb, 1-9-90 ..... 15
T-7. Jackie Cowan vs. Cheyney State, 2-9-86 ..... 15
T-7. Harriet Brumfield vs. Western Kentucky, 12-4-82 ..... 15
T-7. Barbara Brackman vs. Tennessee, 1-4-82 ..... 15

## Field Goals Attempted

1. Eva Lemeh vs. Georgia, 2-16-81 ..... 31
2. Eva Lemeh vs. Tennessee Tech, 1-12-81 ..... 30
T-3. Eva Lemeh vs. East Tennessee State, 1-15-81 ..... 29
T-3. Gayle Kinzer vs. Belmont, 12-8-80 ..... 29
5. Gayle Kinzer vs. Belmont, 1-19-81 ..... 28
T-6. Tiffany Clarke vs. Texas A&M, 2-24-13 ..... 25
T-6. Carla Thomas at Mississippi State, 2-3-05 ..... 25
8. Christina Foggie vs. Georgia, 1-26-12 ..... 24
9. Christina Wirth vs. Georgia, 3-6-09 ..... 23

## Field Goal Percentage

(min. 10 FGM)
1. Heidi Gillingham vs. Arkansas, 2-16-93 ..... 1.000 (12-12)
T-2. Hannah Tuomi vs. Florida, 2-24-10 ..... 1.000 (10-10)
T-2. Wendy Scholtens vs. Campbell, 11-23-91 ..... 1.000 (10-10)
T-2. Misty Lamb vs. Tennessee, 2-22-90 ..... 1.000 (10-10)
5. Chantelle Anderson vs. Portland State, 12-23-00 ..... .950 (19-20)
6. Wendy Scholtens vs. Missouri-KC, 1-30-88 ..... .929 (13-14)
T-7. Mara Cunningham vs. Eastern Kentucky, 1-3-96 ..... .923 (12-13)
T-7. Wendy Scholtens vs. Middle Tenn., 2-6-91 ..... .923 (12-13)
T-9. Ashley Earley vs. Tennessee, 2-13-05 ..... .917 (11-12)
T-9. Zuzi Klimesova vs. LSU, 1-27-02 ..... .917 (11-12)
T-9. Sheri Sam vs. Wingate, 12-28-95 ..... .917 (11-12)
T-12. Liz Sherwood at Clemson, 11-20-07 ..... .909 (10-11)
T-12. Christina Wirth vs. Arkansas, 1-4-07 ..... .909 (10-11)
T-12. Chantelle Anderson vs. Duquesne, 1-6-03 ..... .909 (10-11)
T-12. Heidi Gillingham vs. Texas Southern, 12-7-93 ..... .909 (10-11)

## 3-Pointers Made

T-1. Christina Foggie vs. Virginia, 11-23-12 ..... 8
T-1. Merideth Marsh vs. Florida, 2-12-09 ..... 8
T-1. Abi Ramsey vs. Florida, 1-30-05 ..... 8
T-4. Rachel Bell vs. Syracuse, 11-24-17 ..... 7
T-4. Christina Foggie vs. USC, 12-29-12 ..... 7
T-4. Christina Foggie vs. Duke, 3-20-12 ..... 7
T-4. Christina Foggie vs. Georgia, 1-26-12 ..... 7
T-4. Caroline Williams, 2x, last vs. William & Mary, 12-30-05 ..... 7
T-4. Jillian Danker vs. Idaho State, 3-17-01 ..... 7
T-4. Julie Powell vs. Auburn, 2-17-91 ..... 7
T-10. Christina Foggie vs. Auburn, 1-9-14 ..... 6
T-10. Angela Puleo, vs. Ole Miss, 1-30-11 ..... 6
T-10. Merideth Marsh, 2x, last vs. South Carolina, 2-28-10 ..... 6
T-10. Caroline Williams, 5x, last vs. South Carolina, 2-18-07 ..... 6
T-10. Abi Ramsey, 4x, last vs. Siena, 11-27-04 ..... 6
T-10. Paige Redman, 3x, last vs. Cal-Santa Barbara, 12-13-98 ..... 6
T-10. Michelle Palmisano, 3x, last vs. South Carolina, 1-5-97 ..... 6
T-10. Shelley Jarrard, 2x, last vs. Auburn, 2-21-93 ..... 6
T-10. Christina Wirth vs. Cal State Fullerton, 12-4-08 ..... 6
T-10. Jillian Danker vs. LSU, 3-2-01 ..... 6
T-10. Nettie Respondek vs. Arkansas, 1-12-97 ..... 6
T-10. Rhonda Blades vs. Mississippi State, 1-29-95 ..... 6
T-10. Julie Powell vs. Texas Tech, 11-20-93 ..... 6

## 3-Pointers Attempted

T-1. Christina Foggie (8-17) vs. Virginia, 11-23-12 ..... 17
T-1. Christina Wirth (5-17) vs. Maryland, 3-28-09 ..... 17
3. Christina Foggie (7-16) vs. Georgia, 1-26-12 ..... 16
T-4. Christina Foggie (7-15) vs. Duke, 3-20-12 ..... 15
T-4. Caroline Williams (6-15) at N.C. State, 11-30-05 ..... 15
T-4. Rhonda Blades (3-15) vs. Montana, 11-17-94 ..... 15
T-7. Christina Foggie (7-13) vs. USC, 12-29-12 ..... 13
T-7. Jasmine Lister (2-13) vs. Virginia, 11-23-12 ..... 13
T-7. Christina Foggie (4-13) vs. Lipscomb, 11-12-12 ..... 13
T-7. Jasmine Lister (2-13) at Virginia Tech, 12-30-10 ..... 13
T-7. Merideth Marsh, 2x, last (8-13) vs. Florida, 2-12-09 ..... 13
T-7. Caroline Williams (4-13) vs. Ole Miss, 1-7-07 ..... 13
T-7. Abi Ramsey (8-13) vs. Florida, 1-30-05 ..... 13
T-7. Abi Ramsey (3-13) vs. Tennessee, 2-13-05 ..... 13

# INDIVIDUAL GAME RECORDS

## 3-Point Percentage

(min. 5 FGM)

1. Christina Wirth (6-6) vs. Cal State Fullerton, 12-2-08 ..... 1.000
T-2. Erin Whalen (5-of-5) at Alabama, 1-21-18 ..... 1.00
T-2. Angela Puleo (5-5) vs. Delaware, 12-29-10 ..... 1.000
T-2. Merideth Marsh (5-5), 2x, last vs. Alabama, 2-1-09 ..... 1.000
T-2. Christina Wirth (5-5) vs. Florida, 3-2-07 ..... 1.000
T-2. Hillary Hager (5-5) vs. Boston College, 3-24-03 ..... 1.000
T-2. Jillian Danker (5-5) vs. Tennessee, 2-22-01 ..... 1.000

## Free Throws Made

T-1. Ashley McElhiney vs. LSU, 2-15-01 ..... 18
T-1. Wendy Scholtens vs. Tennessee Tech, 1-11-89 ..... 18
3. Christina Foggie vs. Marquette, 11-17-13 ..... 16
T-4. Chantelle Anderson vs. Tennessee, 2-27-03 ..... 15
T-4. Deborah Denton vs. Alabama, 2-4-89 ..... 15
T-6. Chantelle Anderson vs. North Carolina, 3-23-02 ..... 14
T-6. Ashley McElhiney vs. Tennessee, 3-1-01 ..... 14
T-6. Rhonda Blades vs. Alabama, 12-13-92 ..... 14
T-6. Wendy Scholtens vs. Virginia, 11-26-89 ..... 14
T-6. Harriet Brumfield vs. Tennessee State, 2-6-82 ..... 14
11. Wendy Scholtens vs. Alabama, 2-3-90 ..... 13
T-12. Merideth Marsh vs. Alabama, 1-28-10 ..... 12
T-12. Dee Davis vs. South Carolina, 1-9-05 ..... 12
T-14. Jasmine Lister vs. Middle Tennessee, 3-18-12 ..... 11
T-14. Christina Foggie vs. Western Kentucky, 12-21-10 ..... 11
T-14. Hannah Tuomi vs. Southern Illinois, 12-7-10 ..... 11

## Free Throws Attempted

1. Ashley McElhiney vs. LSU, 2-15-01 ..... 19
T-2. Christina Foggie vs. Marquette, 11-17-13 ..... 18
T-2. Wendy Scholtens vs. Tennessee Tech, 1-11-89 ..... 18
T-4. Chantelle Anderson vs. Tennessee, 2-27-03 ..... 17
T-4. Karen Booker vs. Louisville, 2-18-86 ..... 17
T-6. Chantelle Anderson vs. North Carolina, 3-23-02 ..... 16
T-6. Ashley McElhiney vs. Tennessee, 3-1-01 ..... 16
T-6. Chantelle Anderson vs. James Madison, 12-2-00 ..... 16
T-6. Jennifer Holmes vs. Georgia, 2-14-98 ..... 16
T-6. Harriet Brumfield vs. Alabama, 2-85 ..... 16
T-11. Hannah Tuomi vs. Southern Illinois, 12-7-10 ..... 15
T-11. Karen Booker vs. Illinois, 2-2-86 ..... 15
T-11. Harriet Brumfield vs. Tennessee State, 2-6-82 ..... 15

## Free Throw Percentage

(min. 10 made)

1. Wendy Scholtens (18-18) vs. Tennessee Tech, 1-1-89 ..... 1.000
2. Deborah Denton (15-15) vs. Alabama, 2-4-89 ..... 1.000
T-3. Merideth Marsh (12-12) vs. Alabama, 1-28-10 ..... 1.000
T-3. Wendy Scholtens (12-12) vs. Mississippi State, 1-6-91 ..... 1.000
T-3. Wendy Scholtens (12-12) vs. Butler, 11-24-90 ..... 1.000
T-3. Wendy Scholtens (12-12) vs. LSU, 2-17-90 ..... 1.000
T-3. Wendy Scholtens (12-12) vs. Morehead, 12-16-89 ..... 1.000
T-3. Wendy Scholtens (12-12) vs. Wright, 12-10-89 ..... 1.000
9. Christina Foggie (11-11) vs. Western Kentucky, 12-21-10 ..... 1.000
T-10. Jasmine Lister (10-10) vs. UT Martin, 12-7-11 ..... 1.000
T-10. Merideth Marsh (10-10) vs. Georgia, 3-3-07 ..... 1.000
T-10. Carla Thomas (10-10) vs. Charleston Southern, 11-25-05 ..... 1.000
T-10. Dee Davis (10-10) vs. Florida, 2-20-05 ..... 1.000
T-10 Jenni Benningfield (10-10) at Arkansas, 1-29-04 ..... 1.000
T-10. Deborah Denton (10-10) vs. Louisville, 1-4-89 ..... 1.000
T-10. Harriet Brumfield (10-10) vs. Florida, 1-29-84 ..... 1.000

## Rebounds

T-1. Wendy Scholtens vs. David Lipscomb, 1-9-90 ..... 22
T-1. Wendy Scholtens vs. Wright State, 12-10-89 ..... 22
T-1. Barbara Brackman vs. Union, 1-4-83 ..... 22
T-4. Wendy Scholtens vs. Louisville, 1-4-89 ..... 21
T-4. Karen Booker vs. Ole Miss, 1-8-87 ..... 21
T-6. Wendy Scholtens vs. Notre Dame, 1-8-89 ..... 20
T-6. Harriet Brumfield vs. Kentucky, 1-22-84 ..... 20
T-6. Harriet Brumfield vs. Western Kentucky, 12-11-82 ..... 20
T-6. Jan Jordan vs. Sewanee, 1978 ..... 20
T-10. Jennifer Holmes vs. Florida, 2-24-99 ..... 19
T-10. Wendy Scholtens vs. Loyola (Calif.), 11-30-90 ..... 19
T-10. Wendy Scholtens vs. Morehead State, 12-16-89 ..... 19
T-10. Karen Booker vs. Mississippi State, 1-25-86 ..... 19
T-10. Teresa Lawrence vs. Florida, 1-29-79 ..... 19
T-10. Jan Jordan vs. David Lipscomb, 12-78 ..... 19
T-16. Tiffany Clarke vs. Florida, 2-16-12 ..... 17
T-16. Tiffany Clarke vs. Kentucky, 3-5-11 ..... 17
T-16. Carla Thomas vs. Mississippi State, 2-3-05 ..... 17

## Assists

1. Ashley McElhiney vs. Louisville, 1-2-03 ..... 17
2. Ashley Smith vs. Hampton, 11-29-98 ..... 15
T-3. Minta Spears vs. Air Force, 11-30-15 ..... 14
T-3. Cathy Bender vs. UT-Chattanooga, 2-23-82 ..... 14
T-3. Cathy Bender vs. Tennessee, 1-4-82 ..... 14
T-3. Cathy Bender vs. Belmont, 12-20-81 ..... 14
T-7. Jasmine Lister vs. Tennessee, 2-9-12 ..... 13
T-7. Ashley McElhiney vs. Tennessee-Martin, 12-22-02 ..... 13
T-7. Ashley Smith vs. Washington, 12-6-97 ..... 13
T-7. Barbara Brackman vs. Northern Illinois, 12-22-84 ..... 13
T-7. Allison Floyd vs. Alabama, 11-19-80 ..... 13
T-12. Dee Davis vs. UAB, 11-30-06 ..... 12
T-12. Katie Antony at Saint Louis, 12-21-03 ..... 12
T-12. Ashley McElhiney, 3x, last vs. Purdue, 12-7-02 ..... 12
T-12. Ashley Smith, 4x, last vs. Fairfield, 12-22-99 ..... 12
T-12. Ginger Jared vs. Florida, 3-5-94 ..... 12
T-12. Donna Harris vs. Texas Southern, 12-7-93 ..... 12
T-12. Lori Gross vs. Georgia, 1-14-84 ..... 12

## Steals

1. Eva Lemeh vs. Murray State, 12-13-80 ..... 11
T-2. Karen Booker vs. Georgia, 2-15-87 ..... 9
T-2. Deborah Denton vs. New Mexico State, 1-5-87 ..... 9
T-2. Cathy Bender vs. East Tennessee State, 1-28-82 ..... 9
T-5. Jade Huntington vs. Butler, 11-24-90 ..... 8
T-5. Jade Huntington vs. Tennessee State, 12-5-89 ..... 8
T-5. Karen Booker vs. Southwest Missouri, 12-29-85 ..... 8
T-5. Cathy Bender vs. Western Kentucky, 12-4-81 ..... 8

## Blocked Shots

T-1. Angela Gorsica vs. Wingate, 12-28-95 ..... 10
T-1. Heidi Gillingham vs. Middle Tennessee, 1-30-92 ..... 10
3. Heidi Gillingham vs. Tennessee State, 12-10-91 ..... 9
T-4. Angela Gorsica, 7x, last vs. DePaul, 2-19-97 ..... 8
T-4. Heidi Gillingham, 4x, last vs. Auburn, 2-21-93 ..... 8
T-4. Wendy Scholtens vs. Mississippi State, 1-28-89 ..... 8
T-4. Karen Booker vs. Southwest Missouri, 12-29-85 ..... 8
T-4. Jackie Cowan vs. Providence, 12-7-85 ..... 8
T-4. Barbara Brackman vs. Austin Peay, 12-2-81 ..... 8

# INDIVIDUAL SEASON RECORDS

## Minutes Played
1. Ashley McElhiney, 35.1 mpg, 37 games, 2001-02 ....1298
2. Zuzi Klimesova, 33.1 mpg, 37 games, 2001-02....1223
3. Hillary Hager, 35.9 mpg, 34 games, 2003-04 ....1220
4. Merideth Marsh, 35.8 mpg, 34 games, 2009-10....1218
5. Jasmine Lister, 36.8 mpg, 33 games, 2011-12 ....1214
6. Jasmine Lister, 36.5 mpg, 33 games, 2012-13 ....1205
7. Donna Atkinson, 37.3 mpg, 32 games, 1983-84....1192
8. Wendy Scholtens, 34.9 mpg, 34 games, 1989-90....1188
9. Jence Rhoads, 37.0 mpg, 32 games, 2009-10....1184
10. Zuzi Klimesova, 34.7 mpg, 34 games, 2000-01....1179

## Most Points
1. Wendy Scholtens, 1989-90....855
2. Chantelle Anderson, 2001-02 ....765
3. Chantelle Anderson, 2000-01 ....722
4. Harriet Brumfield, 1981-82 ....671
5. Wendy Scholtens, 1990-91....664
6. Wendy Scholtens, 1988-89....653
7. Barbara Brackman, 1981-82 ....639
8. Jackie Cowan, 1985-86....633
9. Karen Booker, 1986-87 ....623
10. Sheri Sam, 1995-96....612

## Field Goals Made
1. Wendy Scholtens, 1989-90....309
2. Chantelle Anderson, 2001-02 ....295
3. Chantelle Anderson, 2000-01 ....292
4. Barbara Brackman, 1981-82 ....277
5. Harriet Brumfield, 1981-82 ....269
6. Jackie Cowan, 1985-86....265
7. Wendy Scholtens, 1990-91....253
8. Sheri Sam, 1995-96....244
9. Gayle Kinzer, 1980-81....242
10. Aljeanette Bramlett, 1981-82 ....241

## Field Goals Attempted
1. Barbara Brackman, 1981-82 ....571
2. Gayle Kinzer, 1980-81....561
3. Wendy Scholtens, 1989-90....525
4. Karen Booker, 1986-87 ....517
5. Eva Lemeh, 1980-81 ....515
6. Harriet Brumfield, 1981-82 ....511
7. Aljeanette Bramlett, 1981-82 ....508
8. Jackie Cowan, 1985-86....504
9. Christina Wirth, 2008-09 ....475
10. Donna Atkinson, 1983-84 ....463

## Field Goal Percentage
1. Chantelle Anderson (292-404), 2000-01 ....723
2. Liz Sherwood (129-195), 2006-07 ....662
3. Chantelle Anderson (295-456), 2001-02 ....647
4. Liz Sherwood (172-268), 2005-06 ....642
5. Ashley Earley (240-375), 2004-05....640
6. Chantelle Anderson (217-341), 2002-03 ....636
7. Liz Sherwood (163-260), 2007-08 ....627
8. Heidi Gillingham (212-339), 1992-93 ....625
9. Wendy Scholtens (169-274), 1987-88 ....617
10. Nicole Jules (103-171), 2005-06....602

## 3-Pointers Made
1. Caroline Williams, 2005-06 ....95
T-2. Christina Foggie, 2011-12....91
T-2. Caroline Williams, 2006-07....91
4. Merideth Marsh, 2009-10 ....88
5. Abi Ramsey, 2004-05 ....87
6. Michelle Palmisano, 1996-97....83
7. Christina Foggie, 2013-14 ....82
8. Merideth Marsh, 2008-09 ....81
9. Christina Wirth, 2008-09 ....80
10. Shelley Jarrard, 1992-93....76

## 3-Pointers Attempted
1. Merideth Marsh, 2009-10 ....225
2. Christina Foggie, 2011-12 ....219
3. Michelle Palmisano, 1996-97....218
4. Caroline Williams, 2005-06 ....214
5. Abi Ramsey, 2004-05 ....212
6. Christina Wirth, 2008-09 ....211
7. Christina Foggie, 2013-14 ....210
8. Merideth Marsh, 2008-09 ....207
9. Shelley Jarrard, 1992-93....204
10. Rhonda Blades, 1994-95 ....191

## 3-Point Percentage (Minimum: 30 attempts)
1. Caroline Williams (48-95), 2004-05 ....505
2. Donna Harris (45-91), 1989-90....495
3. Caroline Williams (91-187), 2006-07 ....487
4. Jillian Danker (66-138), 2000-01 ....478
5. Julie Powell (69-146), 1993-94....473
6. Julie Powell (43-91), 1990-91....473
7. Michelle Palmisano (38-82), 1995-96 ....463
8. Kaleigh Clemons-Green (22-49), 2016-17....449
9. Hillary Hager (43-96), 2002-03....448
10. Christa Reed (37-83), 2016-17 ....446

# INDIVIDUAL SEASON RECORDS

## Free Throws Made

1. Wendy Scholtens, 1989-90 ..... 236
2. Wendy Scholtens, 1988-89 ..... 197
3. Chantelle Anderson, 2001-02 ..... 170
4. Wendy Scholtens, 1990-91 ..... 156
5. Karen Booker, 1986-87 ..... 153
6. Chantelle Anderson, 2002-03 ..... 147
7. Christina Foggie, 2013-14 ..... 137
8. Chantelle Anderson, 2000-01 ..... 134
T-9. Tiffany Clarke, 2012-13 ..... 133
T-9. Harriet Brumfield, 1981-82 ..... 133

## Free Throws Attempted

1. Wendy Scholtens, 1989-90 ..... 264
2. Karen Booker, 1986-87 ..... 250
3. Wendy Scholtens, 1988-89 ..... 225
4. Chantelle Anderson, 2001-02 ..... 220
5. Tiffany Clarke, 2012-13 ..... 205
6. Karen Booker, 1985-86 ..... 202
7. Chantelle Anderson, 2002-03 ..... 196
8. Harriet Brumfield, 1981-82 ..... 194
9. Christina Foggie, 2013-14 ..... 190
10. Chantelle Anderson, 2000-01 ..... 185
11. Wendy Scholtens, 1990-91 ..... 179
12. Harriet Brumfield, 1983-84 ..... 168

## Free Throw Percentage

(minimum of 50 attempts)

1. Christa Reed (61-65), 2017-18 ..... .938
T-2. Rebekah Dahlman (45-50), 2016-17 ..... .900
T-2. Merideth Marsh (45-50), 2008-09 ..... .900
4. Wendy Scholtens (236-264), 1989-90 ..... .894
5. Jillian Danker (68-77), 2001-02 ..... .883
6. Wendy Scholtens (197-225), 1988-89 ..... .876
7. Rebekah Dahlman (62-71), 2015-16 ..... .873
8. Wendy Scholtens (156-179), 1990-91 ..... .872
9. Christina Wirth (54-62), 2006-07 ..... .871
10. Julie Powell (85-98), 1992-93 ..... .867
T-10. Caroline Williams (52-60), 2006-07 ..... .867

## Rebounds

1. Karen Booker, 11.8 in 33 games, 1986-87 ..... 389
2. Wendy Scholtens, 11.4 in 34 games, 1989-90 ..... 389
3. Harriet Brumfield, 10.6 in 34 games, 1981-82 ..... 361
4. Karen Booker, 10.9 in 31 games, 1985-86 ..... 338
5. Wendy Scholtens, 10.7 in 31 games, 1990-91 ..... 333
6 Wendy Scholtens, 10.9 in 29 games, 1988-89 ..... 315
7. Harriet Brumfield, 9.4 in 32 games, 1983-84 ..... 301
8. Ashley Earley, 9.4 in 32 games, 2004-05 ..... 300
9. Sheri Sam, 8.3 in 35 games, 1994-95 ..... 291
10. Barbara Brackman, 8.6 in 33 games, 1981-82 ..... 283

## Assists

1. Cathy Bender, 7.7 in 34 games, 1981-82 ..... 262
2. Ashley McElhiney, 7.3 in 30 games, 2002-03 ..... 219
3. Dee Davis, 6.8 in 31 games, 2005-06 ..... 212
4. Ashley Smith, 6.7 in 29 games, 1997-98 ..... 193
5. Dee Davis, 6.0 in 32 games, 2004-05 ..... 192
6. Ashley McElhiney, 6.2 in 31 games, 2000-01 ..... 191
7. Dee Davis, 5.6 in 34 games, 2006-07 ..... 189
8. Ginger Jared, 5.5 in 33 games, 1993-94 ..... 183
9. Jasmine Lister, 5.3 in 33 games, 2011-12 ..... 176
10. Jasmine Lister, 5.1 in 33 games, 2012-13 ..... 168

## Steals

1. Deborah Denton, 3.8 in 32 games, 1986-87 ..... 123
2. Karen Booker, 3.4 in 33 games, 1986-87 ..... 112
3. Cathy Bender, 3.3 in 34 games, 981-82 ..... 111
4. Eva Lemeh, 3.5 in 27 games, 1980-81 ..... 94
5. Deborah Denton, 3.2 in 29 games, 1988-89 ..... 92
6. Jennifer Risper, 2.7 in 34 games, 2007-08 ..... 91
7. Donna Atkinson, 2.8 in 32 games, 1983-84 ..... 89
8. Karen Booker, 2.9 in 30 games, 1989-90 ..... 87
9. Jade Huntington, 2.9 in 30 games, 1989-90 ..... 87
10. Cathy Bender, 3.2 in 26 games, 1979-80 ..... 84

## Blocked Shots

1. Heidi Gillingham, 4.2 in 31 games, 1991-92 ..... 131
2. Angela Gorsica, 3.8 in 31 games, 1996-97 ..... 118
3. Angela Gorsica, 3.0 in 35 games, 1994-95 ..... 106
4. Heidi Gillingham, 3.2 in 33 games, 1992-93 ..... 105
5. Heidi Gillingham, 2.7 in 33 games, 1993-94 ..... 90
6. Angela Gorsica, 3.1 in 29 games, 1995-96 ..... 89
7. Heidi Gillingham, 2.8 in 34 games, 1990-91 ..... 87
8. Wendy Scholtens, 2.0 in 34 games, 1989-90 ..... 68
9. Karen Booker, 2.0 in 33 games, 1986-87 ..... 66
10. Carolyn Peck, 2.0 in 28 games, 1987-88 ..... 57

## Number of 40-Minute Games

(Overtime Games Not Included)

1. Donna Atkinson, 1982-83 ..... 15
T-2. Ashley McElhiney, 2002-03 ..... 14
T-2. Ashley McElhiney, 2000-01 ..... 14
T-2. Jasmine Lister, 2011-12 ..... 14
5. Jasmine Lister, 2012-13 ..... 12
6. Christina Wirth, 2008-09 ..... 11
7. Wendy Scholtens, 1990-91 ..... 10
T-8. Ashley McElhiney, 2001-02 ..... 9
T-8. Donna Atkinson, 1983-84 ..... 9
T-8. Wendy Scholtens, 1989-90 ..... 8
T-9. Merideth Marsh, 2009-10 ..... 8
T-9. Jence Rhoads, 2009-10 ..... 8

# INDIVIDUAL CAREER RECORDS

## Minutes Played

1. Jasmine Lister, 35.9 avg., 2013-14 ..... 4626
2. Zuzi Klimesova, 32.2 avg., 1999-02 ..... 4249
3. Ashley McElhiney, 31.7 avg., 2000-03 ..... 4185
4. Donna Atkinson, 36.1 avg., 1983-86 ..... 4184
5. Jence Rhoads, 31.4 avg., 2008-11 ..... 4082
6. Wendy Scholtens, 33.4 avg., 1988-91 ..... 4076
7. Chantelle Anderson, 29.0 avg., 2000-03 ..... 3976
8. Dee Davis, 30.3 avg., 2004-07 ..... 3814
9. Jenni Benningfield, 27.8 avg., 2001-04 ..... 3789
10. Christina Wirth, 28.2 avg., 2006-09 ..... 3779

## Points

1. Chantelle Anderson, 2000-03 ..... 2604
2. Wendy Scholtens, 1988-91 ..... 2602
3. Harriet Brumfield, 1982-85 ..... 1956
4. Jackie Cowan, 1983-86 ..... 1875
5. Zuzi Klimesova, 1999-02 ..... 1867
6. Carla Thomas, 2004-07 ..... 1774
7. Christina Foggie, 2011-14 ..... 1743
8. Donna Atkinson, 1983-86 ..... 1656
9. Barbara Brackman, 1982-85 ..... 1631
10. Jasmine Lister, 2011-14 ..... 1618

## Points Per Game

(min. 100 games)

1. Wendy Scholtens (122 games), 1988-91 ..... 21.3
2. Chantelle Anderson (137 games), 2000-03 ..... 19.0
3. Harriet Brumfield (119 games), 1982-85 ..... 16.4
4. Jackie Cowan (116 games), 1983-86 ..... 16.2
5. Christina Foggie (112 games), 2011-14 ..... 15.6
6. Donna Atkinson (116 games), 1983-86 ..... 14.3
T-7. Zuzi Klimesova (132 games), 1999-02 ..... 14.1
T-7. Barbara Brackman (116 games), 1982-85 ..... 14.1
8. Carla Thomas (130 games), 2004-07 ..... 13.6
10. Karen Booker (119 games), 1984-87 ..... 12.8

## Field Goals Made

1. Chantelle Anderson, 7.4 pg, 137 games, 2000-03 ..... 1020
2. Wendy Scholtens, 7.9 pg, 122 games, 1988-91 ..... 959
3. Jackie Cowan, 6.9 pg, 116 games, 1983-86 ..... 800
4. Zuzi Klimesova, 5.9 pg, 132 games, 1999-00 ..... 779
5. Harriet Brumfield, 6.4 pg, 119 games, 1982-85 ..... 767
6. Donna Atkinson, 6.3 pg, 116 games, 1983-86 ..... 728
7. Carla Thomas, 5.4 pg, 130 games, 2004-07 ..... 706
8. Heidi Gillingham, 5.4 pg, 128 games, 1991-94 ..... 688
9. Barbara Brackman, 5.8 pg, 116 games, 1982-85 ..... 667
10. Sheri Sam, 5.1 pg, 122 games, 1992-96 ..... 625

## Field Goals Attempted

1. Wendy Scholtens, 1988-81 ..... 1655
T-2. Chantelle Anderson, 2000-03 ..... 1568
T-2. Jackie Cowan, 1983-86 ..... 1568
4. Donna Atkinson, 1983-86 ..... 1527
5. Harriett Brumfield, 1982-85 ..... 1520
6. Barbara Brackman, 1982-85 ..... 1509
7. Zuzi Klimesova, 1999-00 ..... 1409
8. Karen Booker, 1984-87 ..... 1347
9. Christina Foggie, 2011-14 ..... 1339
10. Carla Thomas, 2004-07 ..... 1301

## Field Goal Percentage

(min. 400 FGM)

1. Chantelle Anderson (1020-1568), 2000-03 ..... .651
2. Liz Sherwood (464-723), 2006-08 ..... .642
3. Heidi Gillingham (688-1172), 1991-94 ..... .587
4. Wendy Scholtens (959-1655), 1988-91 ..... .579
5. Ashley Earley (550-951), 2002-05 ..... .578
6. Hannah Tuomi (487-858), 2008-11 ..... .568
7. Marqu'es Webb (327-589), 2014-17 ..... .555
8. Zuzi Kimesova (779-1409), 1999-00 ..... .552
9. Sheri Sam (625-1145), 1992-96 ..... .546
10. Carla Thomas (706-1301), 2004-07 ..... .543

## 3-Pointers Made

1. Christina Foggie, 2011-2014 ..... 276
2. Merideth Marsh, 2007-10 ..... 256
3. Abi Ramsey, 2002-05 ..... 252
4. Caroline Williams, 2004-07 ..... 238
5. Christina Wirth, 2006-09 ..... 235
6. Jasmine Lister, 2011-14 ..... 218
7. Julie Powell, 1991-94 ..... 203
8. Michelle Palmisano, 1995-97 ..... 179
9. Paige Redman, 1996-99 ..... 173
10. Rhonda Blades, 1992-95 ..... 171

## 3-Pointers Attempted

1. Christina Foggie, 2011-2014 ..... 735
2. Merideth Marsh, 2007-10 ..... 653
3. Abi Ramsey, 2002-05 ..... 620
4. Jasmine Lister, 2011-14 ..... 577
5. Christina Wirth, 2006-09 ..... 573
6. Caroline Williams, 2004-07 ..... 512
7. Paige Redman, 1996-99 ..... 477
8. Rhonda Blades, 1992-95 ..... 471
9. Julie Powell, 1991-94 ..... 460
10. Michelle Palmisano, 1995-97 ..... 456

## 3-Point Percentage

(min. 100 FGM)

1. Caroline Williams (238-512), 2004-07 ..... .465
2. Julie Powell (203-460), 1991-94 ..... .441
3. Christa Reed (152-360), 2015-18 ..... .422
3. Hillary Hager (142-338), 2001-04 ..... .420
4. Christina Wirth (235-573), 2006-09 ..... .410
5. Ashley McElhiney (165-404), 2000-03 ..... .408
6. Jillian Danker (158-387), 1999-02 ..... .408
7. Abi Ramsey (252-620), 2002-05 ..... .406
8. Ginger Jared (162-410), 1992-96 ..... .395
9. Donna Harris (145-368), 1990-94 ..... .394
10. Michelle Palmisano (179-456), 1995-97 ..... .393

# INDIVIDUAL CAREER RECORDS

## Free Throws Made

1. Wendy Scholtens, 5.6 pg, 122 games, 1988-91 ..... 681
2. Chantelle Anderson, 4.1 pg, 137 games, 2000-03 ..... 555
3. Harriet Brumfield, 3.5 pg, 119 games, 1982-85 ..... 422
4. Tiffany Clarke, 2.7 pg, 132 games, 2010-13 ..... 361
5. Carla Thomas, 2.8 pg, 130 games, 2004-07 ..... 360
6. Christina Foggie, 3.0 pg, 112 games, 2011-14 ..... 343
7. Karen Booker, 2.8 pg, 119 games, 1984-87 ..... 334
8. Dee Davis, 2.6 pg, 126 games, 2004-07 ..... 332
9. Donna Harris, 2.3 pg, 129 games, 1990-94 ..... 303
10. Ashley McElhiney, 2.3 pg, 132 games, 2000-03 ..... 298

## Free Throws Attempted

1. Wendy Scholtens, 6.4 pg, 122 games, 1988-91 ..... 785
2. Chantelle Anderson, 5.5 pg, 137 games, 2000-03 ..... 751
3. Karen Booker, 5.4 pg, 119 games, 1984-87 ..... 641
4. Harriet Brumfield, 5.2 pg, 119 games, 1982-85 ..... 623
5. Tiffany Clarke, 4.4 pg, 132 games, 2010-13 ..... 580
6. Christina Foggie, 4.1 pg, 112 games, 2011-14 ..... 456
7. Carla Thomas, 3.4 pg, 130 games, 2004-07 ..... 447
8. Barbara Brackman, 3.7 pg, 116 games, 1982-85 ..... 432
9. Ashley Earley, 3.1 pg, 135 games, 2002-05 ..... 421
10. Dee Davis, 3.3 pg, 126 games, 2004-07 ..... 413

## Free Throw Percentage

(min. 160 FTM)

1. Wendy Scholtens (681-785), 1988-91 ..... .868
2. Merideth Marsh (244-288), 2007-10 ..... .847
3. Christa Reed (178-213), 2015-18 ..... .836
3. Jasmine Lister (276-335), 2011-2014 ..... .824
4. Ashley McElhiney (298-370), 2000-03 ..... .805
5. Carla Thomas (360-447), 2004-07 ..... .805
6. Dee Davis (332-413), 2004-07 ..... .804
7. Christina Wirth (195-246), 2006-09 ..... .793
8. Julie Powell (195-247), 1991-94 ..... .789
9. Donna Harris (303-393), 1990-94 ..... .771
10. Jackie Cowan (273-359), 1983-86 ..... .760

## Rebounds

1. Wendy Scholtens, 10.4 pg, 122 games, 1988-91 ..... 1272
2. Karen Booker, 9.2 pg, 119 games, 1984-87 ..... 1096
3. Harriet Brumfield, 9.0 pg, 119 games, 1982-85 ..... 1067
4. Zuzi Klimesova, 7.3 pg, 132 games, 1999-00 ..... 964
5. Heidi Gillingham, 6.8 pg, 128 games, 1991-94 ..... 872
6. Tiffany Clarke, 6.6 pg, 132 games, 2010-13 ..... 867
7. Jenni Benningfield, 6.3 pg, 136 games, 2001-04 ..... 851
8. Na'Sheema Hillmon, 6.7 pg, 125 games, 1995-98 ..... 843
9. Barbara Brackman, 7.2 pg, 116 games, 1982-85 ..... 834
10. Chantelle Anderson, 6.0 pg, 137 games, 2000-03 ..... 822

## Assists

1. Dee Davis, 5.8 pg, 126 games, 2004-07 ..... 730
2. Ashley McElhiney, 5.1 pg, 132 games, 2000-03 ..... 673
3. Jasmine Lister, 4.6 pg, 129 games, 2011-2014 ..... 447
4. Jence Rhoads, 4.2 pg, 130 games, 2008-11 ..... 547
5. Ginger Jared, 3.9 pg, 132 games, 1993-96 ..... 516
6. Rhonda Blades, 3.8 pg, 132 games, 1992-95 ..... 505
7. Ashley Smith, 5.1 pg, 90 games, 1998-00 ..... 459
8. Deborah Denton, 3.8 pg, 117 games, 1986-89 ..... 445
9. Allison Floyd, 4.4 pg, 102 games, 1978-81 ..... 444
10. Cathy Bender, 3.9 pg, 105 games, 1979-82 ..... 410

## Steals

1. Deborah Denton, 2.9 pg, 117 games, 1986-89 ..... 338
2. Karen Booker, 2.5 pg, 119 games, 1984-87 ..... 293
3. Donna Atkinson, 2.5 pg, 116 games, 1983-86 ..... 286
4. Cathy Bender, 2.6 pg, 105 games, 1979-82 ..... 277
5. Jade Huntington, 2.2 pg, 119 games, 1989-92 ..... 263
6. Dee Davis, 1.9 pg, 126 games, 2004-07 ..... 241
7. Jackie Cowan, 2.0 pg, 116 games, 1983-86 ..... 235
8. Jennifer Risper, 1.8, 120 games, 2006-09 ..... 221
9. Rhonda Blades, 1.7 pg, 132 games, 1992-95 ..... 218
10. Wendy Scholtens, 1.7 pg, 122 games, 1988-91 ..... 211

## Blocked Shots

1. Heidi Gillingham, 3.2 pg, 128 games, 1991-94 ..... 413
2. Angela Gorsica, 2.9 pg, 127 games, 1994-97 ..... 368
3. Wendy Scholtens, 1.8 pg, 122 games, 1988-91 ..... 217
4. Chantelle Anderson, 1.3, 137 games, 2000-03 ..... 181
5. Carolyn Peck, 1.5 pg, 117 games, 1985-88 ..... 180
6. Carla Thomas, 1.1 pg, 130 games, 2004-07 ..... 144
7. Tiffany Clarke, 1.0 pg, 132 games, 2010-13 ..... 137
8. Mara Cunningham, 1.0 pg, 125 games, 1991-96 ..... 128
9. Karen Booker, 1.1 pg, 119 games, 1984-87 ..... 127
10. Harriet Brumfield, 0.9 pg, 119 games, 1982-85 ..... 112

## 40-Minute Games

(List includes players who completed all 40 minutes of regulation)

1. Ashley McElhiney, 2000-03 ..... 38
T-2. Jasmine Lister, 2011-2014 ..... 34
T-2. Donna Atkinson, 1983-86 ..... 34
4. Christina Wirth, 2006-09 ..... 29
5. Wendy Scholtens, 1988-91 ..... 25
6. Merideth Marsh, 2007-10 ..... 14
7. Allison Floyd, 1978-81 ..... 13
8. Dee Davis, 2004-07 ..... 12
T-9. Zuzi Klimesova, 1999-02 ..... 11
T-9. Jence Rhoads, 2008-11 ..... 11
T-9. Caroline Williams, 2004-07 ..... 11

# TEAM GAME RECORDS

## Vanderbilt Top 5 - Single-Game Team Records

### Points
124 ..... vs. Oral Roberts, 1993
121 ..... vs. Evansville, 1994
116 ..... vs. Hampton, 1999
114 ..... vs. Southern, 1987
114 ..... vs. Louisville, 1986

### Field Goals
49 ..... vs. Tennessee Tech, 1984
46 ..... vs. Evansville, 1994
46 ..... vs. Oral Roberts, 1993
45 ..... vs. Evansville, 1990
45 ..... vs. Louisville, 1986
45 ..... vs. Western Kentucky, 1982

### Field Goal Attempts
96 ..... vs. Mississippi State, 1985
94 ..... vs. Tennessee Tech, 1981
92 ..... vs. Memphis State, 1986
92 ..... vs. Xavier, 1986
91 ..... vs. Rice, 1982

### Field Goal Percentage
76.2 (32-42) ..... vs. Alabama, 2007
72.5 (29-40) ..... vs. Arkansas, 2003
71.4 (35-49) ..... vs. Western Ky, 2002
70.7 (29-41) ..... vs. Kansas, 1990
70.2 (40-57) ..... vs. Portland St., 2001
70.2 (40-57) ..... vs. Kentucky, 2001

### 3-Pointers
15 ..... vs. Oral Roberts, 1993
14 ..... vs. William & Mary, 2005
14 ..... vs. Murray State, 2001
14 ..... vs. Florida, 1994
14 ..... vs. Kennesaw State, 2017

### 3-Point Attempts
33 ..... vs. Virginia, 2013 (neutral)
33 ..... vs. Texas Tech, 1994
32 ..... vs. Oral Roberts, 1993
30 ..... at Tennessee, 2009
29 ..... vs. Florida, 1994
29 ..... at Kentucky, 2017
29 ..... vs. Arkansas, 2018
28 ..... at Florida, 2018
28 ..... vs. Ball State, 2018
28 ..... vs. Maryland, 2009
28 ..... vs. Auburn, 2009
28 ..... vs. DePaul, 1995
28 ..... vs. Florida Atlantic, 2006

### Free Throws Made
41 ..... vs. Western Kentucky, 1989
35 ..... vs. Western Kentucky, 1984
35 ..... vs. Mississippi State, 1982
34 ..... vs. Ole Miss, 2017
34 ..... vs. Morehead State, 1990
34 ..... vs. Tennessee State, 1982

### Free Throw Attempts
52 ..... vs. Western Kentucky, 1989
49 ..... vs. Mississippi State, 1982
46 ..... vs. Illinois, 1986
46 ..... vs. Western Kentucky, 1984
43 ..... vs. Massachusetts, 1995
43 ..... vs. Georgia, 1987

### Rebounds
71 ..... vs. Tennessee State, 1985
68 ..... vs. Mississippi State, 1985
67 ..... vs. Alabama, 1992
64 ..... vs. Louisiana State, 1995
64 ..... vs. Lipscomb, 1990

### Assists
37 ..... vs. Mississippi State, 1995
37 ..... vs. Oral Roberts, 1993
36 ..... vs. Northern Illinois, 1985
35 ..... vs. Portland State, 2001
34 ..... vs. Evansville, 1994
34 ..... vs. Mississippi State, 1993

### Turnovers
41 ..... vs. Florida A&M, 1980
37 ..... vs. UCLA, 1996
36 ..... vs. Georgia Tech, 1980
34 ..... vs. Georgia Tech, 1982
34 ..... vs. Tennessee Tech, 1979

### Blocked Shots
18 ..... vs. Tennessee State, 1992
16 ..... vs. Middle Tennessee, 1992
16 ..... vs. Tennessee State, 1987
15 ..... vs. Manhattan, 1996
15 ..... vs. Middle Tennessee, 1991

### Steals
27 ..... vs. Belmont, 1984
25 ..... vs. UCLA, 1996
24 ..... vs. Alabama State, 1992
24 ..... vs. Austin Peay, 1989
22 ..... vs. Princeton, 2000
22 ..... vs. Tennessee State, 1989
22 ..... vs. New Mexico State, 1987
22 ..... vs. Murray State, 1981
22 ..... vs. Lipscomb, 1981

### Points in a Half
66 ..... vs. Quinnipiac (2nd), 2010

## Opponent Top 5 - Single-Game Team Records

### Points
111 ..... Belmont, 2018
111 ..... Auburn, 1987
106 ..... Tennessee, 1998
106 ..... Kentucky, 1983
104 ..... Tennessee, 1988
102 ..... Alabama, 1999

### Field Goals
43 ..... Kentucky, 1983
42 ..... Duke, 2011-12
41 ..... Georgia, 1981
41 ..... Alabama, 1981
40 ..... four times

### 3-Pointers
16 ..... Harvard, 1996
15 ..... Lipscomb, 2017
15 ..... Belmont, 2017
13 ..... Missouri, 2017
12 ..... Tennessee, 2015
12 ..... Temple, 2002
12 ..... Mississippi State, 2005
11 ..... Drexel, 2016
11 ..... St. Louis, 2015
11 ..... Duke, 2014
11 ..... Tennessee, 2004
11 ..... Tennessee, 2003
11 ..... Mississippi, 2001
11 ..... Arkansas, 2001
11 ..... Nichols State, 1995
11 ..... Grambling, 1994

### 3-Point Attempts
40 ..... St. Louis, 2015
39 ..... Syracuse, 2017
36 ..... Green Bay, 2015
35 ..... Drexel, 2017
34 ..... Howard, 2001
33 ..... USC Upstate, 2011-22
33 ..... Harvard, 2003
33 ..... Grambling, 1994
31 ..... South Alabama, 2003
31 ..... Villanova, 1998
31 ..... Evansville, 1994

### Free Throws
40 ..... Alabama, 1999
37 ..... Tennessee, 1997
33 ..... Kentucky, 2011
32 ..... Georgia, 2007
31 ..... Loyola (CA), 1991
29 ..... DePaul, 1998
29 ..... Tennessee, 1994

### Free Throw Attempts
48 ..... Kentucky, 2011
47 ..... Alabama, 1999
45 ..... Tennessee, 1997
42 ..... Tennessee, 1982
42 ..... Georgia, 2007
40 ..... Middle Tennessee, 1984

### Rebounds
69 ..... Auburn, 1979
66 ..... Mississippi State, 1982
64 ..... Georgia Tech, 1979
63 ..... Washington, 1997
62 ..... three times

### Assists
35 ..... Alabama, 1981
29 ..... Ole Miss, 1986
28 ..... Duke, 2011-12
28 ..... Tennessee, 1986
27 ..... Tennessee, 1983
27 ..... Tennessee, 1982
27 ..... Tennessee, 1982

### Turnovers
41 ..... Tennessee State, 1989
40 ..... East Carolina, 1989
39 ..... Illinois, 1986
38 ..... Dartmouth, 1984
37 ..... Austin Peay, 1989
37 ..... Alabama-B'ham, 1987

### Blocked Shots
11 ..... Auburn, 2006
10 ..... George Washington, 1999
10 ..... UConn, 2015
10 ..... Notre Dame, 2009
9 ..... Georgia, 2017
9 ..... Arkansas, 2011-12
9 ..... Auburn, 2005
9 ..... Miami, 2003
9 ..... Florida, 2004

### Steals
22 ..... UCLA, 1996
21 ..... Florida A&M, 1980
21 ..... Tennessee Tech, 1979
19 ..... DePaul, 1996
19 ..... Tennessee, 1982
19 ..... Mississippi State, 1981
19 ..... Memphis State, 1980

# TEAM SEASON RECORDS

## Vanderbilt Top 5 - Single-Season Team Records

**Field Goals**
1101 ..... 1981-82
1084 ..... 1994-95
1081 ..... 1986-87
1053 ..... 1985-86
1029 ..... 1989-90

**Field Goal Attempts**
2396 ..... 1981-82
2386 ..... 1986-87
2247 ..... 1985-86
2234 ..... 1983-84
2167 ..... 1994-95

**Field Goal Percentage**
.545 ..... 2000-01
.521 ..... 2001-02
.513 ..... 2002-03
.506 ..... 2006-07
.506 ..... 1989-90

**3-Pointers**
220 ..... 1993-94
218 ..... 2007-08
215 ..... 2017-18
214 ..... 2016-17
214 ..... 2008-09
210 ..... 2000-01
209 ..... 2x, last 2006-07

**3-Point Attempts**
602 ..... 2008-09
573 ..... 2017-18
572 ..... 2007-08
555 ..... 2016-17
551 ..... 1993-94
534 ..... 2009-10
531 ..... 2002-03

**3-Point Percentage**
.464 ..... 1989-90
.437 ..... 2006-07
.429 ..... 1990-91
.417 ..... 2000-01
.400 ..... 2013-14

**Free Throws**
575 ..... 1989-90
544 ..... 1994-96
541 ..... 1988-89
531 ..... 2001-02
502 ..... 1986-87

**Free Throw Attempts**
778 ..... 1994-95
755 ..... 1989-90
751 ..... 1986-87
729 ..... 1983-84
708 ..... 1993-94

**Free Throw Percentage**
.770 ..... 1988-89
.765 ..... 2005-06
.763 ..... 2001-02
.762 ..... 1989-90

**Rebounds**
1611 ..... 1994-95
1484 ..... 1986-87
1467 ..... 1981-82
1415 ..... 1985-86
1386 ..... 1989-90

**Rebound Average**
50.8 ..... 1977-78
46.0 ..... 1994-95
45.6 ..... 1985-86
45.0 ..... 1986-87
43.5 ..... 1987-88

**Assists**
709 ..... 2000-01
676 ..... 1994-95
666 ..... 1993-94
613 ..... 2006-07
605 ..... 2001-02

**Steals**
439 ..... 1986-87
401 ..... 1983-84
383 ..... 1989-90
376 ..... 1985-86
355 ..... 2008-09

**Blocked Shots**
196 ..... 1991-92
193 ..... 1994-95
189 ..... 1995-96
188 ..... 1990-91
172 ..... 1996-97

**Points**
2825 ..... 1994-95
2698 ..... 1989-90
2684 ..... 2001-02
2664 ..... 1986-87
2657 ..... 1981-82

**Point Average**
81.9 ..... 1985-86
80.7 ..... 1986-87
80.7 ..... 1994-95
80.4 ..... 1993-94
80.1 ..... 1988-89

**Personal Fouls**
653 ..... 2006-07
650 ..... 2016-17
621 ..... 2017-18
618 ..... 2007-08
611 ..... 1981-82
607 ..... 1999-00

**Fouled Out**
25 ..... 1981-82
25 ..... 1983-84
24 ..... 1980-81
24 ..... 1982-83
23 ..... 1985-86

## Opponent Top 5 - Single-Season Team Records

**Field Goals**
1070 ..... 1981-82
908 ..... 1989-90
906 ..... 1986-87
905 ..... 1983-84
902 ..... 1980-81

**Field Goal Attempts**
2529 ..... 1981-82
2235 ..... 1989-90
2191 ..... 1986-87
2149 ..... 1983-84
2125 ..... 1994-95

**Field Goal Percentage**
.474 ..... 1990-81
.457 ..... 2017-18
.453 ..... 1982-83
.448 ..... 1984-85
.442 ..... 2013-14
.423 ..... 1981-82

**3-Pointers**
240 ..... 2017-18
189 ..... 2003-04
186 ..... 2002-03
178 ..... 2000-01
172 ..... 1993-94
172 ..... 2014-15

**3-Point Attempts**
683 ..... 2017-18
589 ..... 2003-04
577 ..... 2014-15
568 ..... 2009-10
555 ..... 2002-03
551 ..... 2007-08

**3-Point Percentage**
.372 ..... 2000-01
.367 ..... 1988-89
.351 ..... 2017-18
.345 ..... 1989-90
.344 ..... 1990-91
.342 ..... 1995-96

**Free Throws**
491 ..... 2006-07
447 ..... 1999-00
434 ..... 1983-84
425 ..... 3x, last in 2007-08

**Free Throw Attempts**
715 ..... 2006-07
676 ..... 1999-00
651 ..... 1983-84
627 ..... 1981-82
624 ..... 1986-87

**Free Throw Percentage**
.725 ..... 2017-18
.725 ..... 1997-98
.723 ..... 2002-03
.713 ..... 1993-94
.704 ..... 2003-04
.704 ..... 2003-04

**Rebounds**
1576 ..... 1981-82
1417 ..... 1986-87
1398 ..... 1983-84
1325 ..... 1985-86
1310 ..... 1980-81

**Rebound Average**
46.9 ..... 1977-78
46.8 ..... 1980-81
46.4 ..... 1981-82
43.7 ..... 1983-84
43.5 ..... 1979-80

**Assists**
497 ..... 2017-18
461 ..... 2000-01
448 ..... 2009-10
441 ..... 2003-04
441 ..... 2002-03
435 ..... 2013-14

**Steals**
409 ..... 1981-82
379 ..... 1989-90
305 ..... 1986-87
296 ..... 2003-04
294 ..... 2006-07

**Blocked Shots**
124 ..... 2016-17
123 ..... 2013-14
111 ..... 2009-10
111 ..... 2007-08
102 ..... 2003-04
99 ..... 2011-12

**Points**
2550 ..... 1981-82
2455 ..... 2017-18
2311 ..... 1989-90
2244 ..... 1983-84
2215 ..... 1986-87
2209 ..... 1993-94

**Point Average**
79.2 ..... 2017-18
77.3 ..... 1980-81
75.0 ..... 1981-82
74.9 ..... 1982-83
73.7 ..... 1984-85
71.1 ..... 2016-17

**Personal Fouls**
682 ..... 1981-82
678 ..... 1994-95
677 ..... 2013-14
670 ..... 2001-02
647 ..... 1983-84

# MISCELLANEOUS RECORDS

**Overtime Games (26-17)**

2017-18 ..... vs. Wisconsin, L,73-71 (Paradise Jam), 11-25-17
2015-16 ..... vs. Georgia, W, 54-49, (SEC Tour.), 3-3-16
2014-15 ..... vs. Green Bay, W, 68-64, 11-17-14
..... vs. Florida, W, 76-75, 2-19-15
2013-14 ..... at James Madison, W, 89-85, 12-18-13
2011-12 ..... vs. Florida, W, 75-69, 2-16-12
..... vs. South Carolina, L, 60-65, 1-22-12
2010-11 ..... at South Carolina, W 74-60, 2-27-11
..... at Florida (2OT), W, 103-97, 2-06-11
2009-10 ..... vs. DePaul (NCAA), W 83-76, 3-21-10
..... vs. Arkansas (SECT), W 65-64, 3-4-10
..... vs. Western Kentucky, W 79-73, 12-6-09
2008-09 ..... vs. Arkansas, W 72-61, 1-29-09
2007-08 ..... at Indiana State, L 72-77, 11-14-07
2005-06 ..... at Arkansas, L 51-52, 1-8-06
2004-05 ..... at Georgia, W 66-59, 2-28-05
..... at Mississippi State (2OT), W 106-98, 2-3-05
2003-04 ..... vs. Louisville, W 73-68, 11-29-03
..... vs. South Alabama, W 64-62, 11-21-03
2002-03 ..... vs. Boston College, L 85-86, 3-24-03
1999-00 ..... vs. Kansas (2OT), W 71-69, 3-18-00
..... vs. Kentucky, W 60-55, 1-13-00
1998-99 ..... vs. Western Kentucky, L 86-90, 12-31-98
..... at George Washington (2OT), W 80-72, 12-22-98
1997-98 ..... vs. UC-Santa Barbara, L 71-76, 3-14-98
..... at Arkansas, W 85-80, 1-18-98
1996-97 ..... vs. Tennessee, L 79-92, 1-19-97
1995-96 ..... vs. Purdue, W 80-77, 1-6-96
1994-95 ..... at Arkansas, L 71-73, 2-19-95
..... at Texas Tech, L 81-86, 11-20-94
1989-90 ..... vs. Auburn (2OT), L 93-96, 1-20-90
1986-87 ..... vs. Louisiana State, L 79-81, 2-1-87
1985-86 ..... vs. Illinois, W 83-75, 11-29-85
1984-85 ..... vs. Alabama (Athens, Ga. - SEC), W 87-75, 3-85
1983-84 ..... at Mississippi, L, 72-82, 12-3-83
..... vs. Syracuse (Hanover, NH), W 89-82, 11-28-83
1982-83 ..... at Middle Tennessee, L 66-73, 2-16-83
1981-82 ..... vs. Tennessee-Chattanooga, W 85-77, 2-23-82
1980-81 ..... vs. Southern Illinois, W 85-83, 12-12-80
1978-79 ..... vs. Auburn (2OT), L 85-86, 1-29-79
..... vs. Georgia Tech, L 67-69, 11-25-78
1977-78 ..... vs. Austin Peay, W 75-70, 2-78
..... vs. Murray State, L 78-80, 12-77

**Overtime Games at Home (11-8)**

2014-15 ..... vs. Green Bay, W, 68-64
2011-12 ..... vs. Florida, W, 75-69
..... vs. South Carolina, L, 60-65
2009-10 ..... Western Kentucky, W, 79-73
2008-09 ..... Arkansas, W, 72-61
2003-04 ..... Louisville, W, 73-68
1999-00 ..... Kentucky, W, 60-55
1998-99 ..... Western Kentucky, L, 86-90
1996-97 ..... Tennessee, L, 79-92
1995-96 ..... Purdue, W, 80-77
1989-90 ..... Auburn (2OT), L, 93-96
1986-87 ..... Louisiana State, L, 79-81
1985-86 ..... Illinois, W, 83-75
1981-82 ..... Tennessee-Chattanooga, W, 85-77
1980-81 ..... Southern Illinois, W, 85-83
1978-79 ..... Georgia Tech, L, 67-69
..... Auburn (2OT), L, 85-86
1977-78 ..... Murray State, L, 78-80
..... Austin Peay, W, 75-70

**Overtime Games on the Road (7-7)**

2017-18 ..... vs. Wisconsin, L,73-71 (Paradise Jam), 11-25-17
2014-15 ..... vs. Florida, W, 76-75, 2-19-15
2013-14 ..... at James Madison, W, 89-85, 12-18-13
2010-11 ..... at South Carolina, W 74-60, 2-27-11
..... at Florida (2OT), W, 103-97, 2-06-11
2007-08 ..... at Indiana State, L 72-77
2005-06 ..... at Arkansas, L 51-52
2004-05 ..... at Georgia, W 66-59
..... at Mississippi State (2OT), W 106-98
1998-99 ..... at George Washington (2OT), W, 80-72
1997-98 ..... at Arkansas, W, 85-80
1994-95 ..... at Texas Tech, L, 81-86
..... at Arkansas, L, 71-73
1983-84 ..... at Mississippi, L, 72-82
1982-83 ..... at Middle Tennessee, L, 66-73

**Games Played**
**(for Vanderbilt only)**

137 ..... Jessica Mooney, 2007-10
137 ..... Chantelle Anderson, 2000-03
136 ..... Jenni Benningfield, 2002-05
135 ..... Ashley Earley, 2002-05
135 ..... Christina Wirth, 2006-09
134 ..... Merideth Marsh, 2007-10
132 ..... Tiffany Clarke, 2010-13
132 ..... Ashley McElhiney, 2002-03
132 ..... Jillian Danker, 1999-02
132 ..... Zuzi Klimesova, 1999-02
132 ..... Ginger Jared, 1993-96
132 ..... Rhonda Blades, 1992-95
130 ..... Jence Rhoads, 2008-11
130 ..... Carla Thomas, 2004-07

**NCAA Tournament Games**
**(for Vanderbilt only)**

14 ..... Ginger Jared, 1993-96
13 ..... Jenni Benningfield, 2001-04
13 ..... Angela Gorsica, 1994-97
13 ..... Rhonda Blades, 1992-95
13 ..... Heidi Gillingham, 1991-94
13 ..... Julie Powell, 1991-94
12 ..... Chantelle Anderson, 2000-03
12 ..... Ashley McElhiney, 2002-03
12 ..... Donna Harris, 1990-94
12 ..... Shelley Jarrard, 1990-93
12 ..... Misty Lamb, 1990-93

**In Winning Games**

106 ..... Ginger Jared, 1993-96
105 ..... Rhonda Blades, 1992-95
102 ..... Ashley Earley, 2002-05
102 ..... Jessica Mooney, 2007-10
102 ..... Abi Ramsey, 2002-05
101 ..... Jenni Benningfield, 2001-04
100 ..... Merideth Marsh, 2007-10
100 ..... Christina Wirth, 2006-09
100 ..... Mara Cunningham, 1992-96
97 ..... Chantelle Anderson, 2000-03
97 ..... Carla Thomas, 2004-07
96 ..... Heidi Gillingham, 1991-94
95 ..... Sheri Sam, 1993-96
95 ..... Dee Davis, 2004-07
94 ..... Ashley McElhiney, 2000-03
94 ..... Misty Lamb, 1990-93

# MISCELLANEOUS RECORDS

### 100-point games (45)

| | | |
|---|---|---|
| 2-6-11 | 103-97 | at Florida (2OT) |
| 11-26-10 | 111-53 | vs. Quinnipiac |
| 11-23-07 | 104-43 | vs. Belmont |
| 3-2-07 | 105-77 | vs. Florida |
| 12-20-06 | 109-40 | vs. Lipscomb |
| 11-20-06 | 102-75 | vs. Texas A&M-CC |
| 2-3-05 | 106-98 | at Mississippi State (OT) |
| 11-26-04 | 108-53 | vs. Rhode Island |
| 11-19-04 | 102-47 | vs. St. Francis (Pa.) |
| 12-22-02 | 101-77 | at Tennessee Martin |
| 12-31-01 | 106-64 | vs. Canisius |
| 11-21-01 | 102-83 | at Western Kentucky |
| 1-4-01 | 103-67 | vs. Howard |
| 12-17-00 | 107-51 | vs. UNC-Asheville |
| 11-29-98 | 116-46 | vs. Hampton |
| 3-15-96 | 100-83 | vs. Harvard |
| 12-28-95 | 111-40 | vs. Wingate |
| 2-21-95 | 105-46 | vs. Towson |
| 2-14-95 | 100-40 | vs. Nicholls |
| 1-31-95 | 107-72 | vs. DePaul |
| 1-29-95 | 107-60 | vs. Mississippi State |
| 12-10-94 | 101-52 | vs. Manhattan |
| 1-7-94 | 121-64 | vs. Evansville |
| 12-30-93 | 107-68 | at Harvard |
| 12-7-93 | 103-44 | vs. Texas Southern |
| 1-17-93 | 108-44 | vs. Mississippi State |
| 1-14-93 | 124-58 | vs. Oral Roberts |
| 12-21-91 | 100-59 | vs. Eastern Illinois |
| 12-3-91 | 104-62 | vs. Texas-Arlington |
| 12-31-90 | 111-60 | vs. Austin Peay |
| 11-30-89 | 111-66 | vs. Evansville |
| 12-10-88 | 100-89 | vs. Western Kentucky |
| 1-23-88 | 102-56 | vs. Louisville |
| 2-22-87 | 100-62 | vs. Indiana-Purdue PLS |
| 1-29-87 | 110-60 | vs. North Alabama |
| 12-14-86 | 114-45 | vs. Southern |
| 11-28-86 | 101-70 | vs. Mississippi Valley |
| 2-18-86 | 114-76 | vs. Louisville |
| 2-12-86 | 100-47 | vs. Alabama-Huntsville |
| 2-9-86 | 112-54 | vs. Cheyney State |
| 12-29-85 | 102-53 | vs. Southwest Missouri |
| 12-7-85 | 100-55 | vs. Xavier |
| 1-27-84 | 106-70 | vs. University of DC |
| 12-13-83 | 111-80 | vs. Tennessee Tech |
| 12-4-81 | 101-91 | vs. Western Kentucky |

### Opponent 100-point games

| | | |
|---|---|---|
| 12-21-17 | 74-111 | vs. Belmont |
| 2-21-99 | 59-102 | at Alabama |
| 2-28-98 | 45-106 | vs. Tennessee |
| 1-17-88 | 67-104 | at Tennessee |
| 2-18-87 | 67-111 | at Auburn |
| 1-23-83 | 85-106 | vs. Kentucky |

### Widest Margin of Victory

| | |
|---|---|
| +71 | 111-40 vs. Wingate, 12-28-95 |
| +70 | 116-46 vs. Hampton, 11-29-98 |
| +69 | 109-40 vs. Lipscomb, 12-20-06 |
| +69 | 114-45 vs. Southern, 12-14-86 |
| +67 | 97-30 vs. Austin Peay, 11-30-88 |
| +66 | 124-58 vs. Oral Roberts, 1-13-93 |
| +65 | 86-21 vs. Sewanee, 1-78 |
| +64 | 108-44 vs. Mississippi State, 1-17-93 |
| +61 | 104-43 vs. Belmont, 11-23-07 |
| +59 | 92-33 vs. Tennessee State, 12-13-88 |
| +59 | 103-44 vs. Texas Southern, 12-7-93 |
| +58 | 111-53 va. Quinnipiac, 11-26-10 |
| +58 | 112-54 vs. Cheyney State, 2-9-86 |
| +57 | 86-29 vs. UT Martin, 12-21-08 |
| +57 | 121-64 vs. Evansville, 1-7-94 |
| +57 | 97-43 vs. Air Force, 11-30-15 |
| +56 | 107-51 vs. UNC-Asheville, 12-17-00 |
| +55 | 92-37 vs. Lipscomb, 12-22-07 |
| +55 | 102-47 vs. St. Francis (Pa.), 11-19-04 |
| +55 | 108-53 vs. Rhode Island, 11-26-04 |
| +55 | 84-29 vs. Eastern Illinois, 1-2-00 |
| +55 | 85-30 vs. Princeton, 12-21-99 |
| +55 | 95-40 vs. Coppin State, 12-12-99 |
| +54 | 91-37 vs. New Orleans, 12-30-04 |
| +54 | 97-43 vs. Troy, 12-10-16 |
| +51 | 4x, last was 92-41 vs. Mississippi State, 1-3-13 |

### Widest Margin of Defeat

| | |
|---|---|
| -61 | 45-106 vs. Tennessee, 2-28-98 |
| -45 | 41-86 at Mississippi State, 2-9-17 |
| -45 | 50-95 vs. Mississippi State, 2-15-18 |
| -44 | 67-111 vs. Auburn, 2-18-87 |
| -43 | 59-102 at Alabama, 2-21-99 |
| -40 | 47-87 vs. Western Kentucky, 11-17-80 |
| -39 | 52-91 vs. UConn, 11-29-14 |
| -37 | 67-104 vs. Tennessee, 1-17-88 |
| -37 | 74-111 vs. Belmont, 12-21-18 |
| -36 | 53-89 at Tennessee, 2-18-99 |
| -33 | 61-94 at Indiana, 11-13-16 |
| -32 | 57-89 vs. Auburn, 2-28-88 |
| -31 | 51-82 vs. South Carolina, 2-16-17 |
| -31 | 51-82 vs. Michigan State, 1-15-97 |
| -30 | 49-79 vs. Tennessee, 3-1-15 |
| -29 | 52-81 vs. Georgia, 1-4-18 |
| -28 | 63-91 at Tennessee, 1-22-17 |
| -28 | 70-98 vs. Tennessee, 1-12-83 |
| -28 | 53-81 at Tennessee, 2-10-14 |

### Largest Scoring Margins By Half

First Half

| | |
|---|---|
| 46 | 52-6 vs. Savannah State, 1-5-2004 |
| 43 | 56-13 vs. Wisconsin-Milwaukee, 12-10-2002 |
| 40 | 54-14 vs. Towson State, 2-21-1995 |
| 38 | 55-17 vs. Western Illinois, 11-14-2011 |
| 38 | 51-13 vs. Eastern Kentucky, 1-3-1996 |
| 38 | 60-22 vs. Southern, 12-14-1986 |
| 37 | 54-17 vs. Louisville, 1-23-1988 |
| 37 | 61-24 vs. Oral Roberts, 1-14-1993 |

Second Half

| | |
|---|---|
| 43 | 61-18 vs. Princeton, 12-21-99 |
| 42 | 66-24 vs. Quinnipiac, 11-26-10 |
| 40 | 58-18 vs. Fordham, 11-27-99 |
| 38 | 60-22 vs. APSU, 11-27-09 |
| 37 | 54-17 vs. Nicholls State, 2-14-95 |
| 36 | 57-21 vs. New Orleans, 12-30-04 |
| 36 | 55-19 vs. Alabama State, 11-22-91 |
| 36 | 62-26 vs. Lipscomb, 12-20-06 |
| 35 | 58-28 vs. Wingate, 12-28-95 |
| 35 | 57-22 vs. Hampton, 11-29-98 |

# YEARLY RESULTS

## 2017-18 COMMODORES
**7-24 OVERALL (.225)**
**3-13 (.187) SEC**
**H: 4-11; A: 3-10; N: 0-3**
**COACH: STEPHANIE WHITE**

### ROSTER

| No. | Name | Pos. | Ht. | Year | Hometown |
|---|---|---|---|---|---|
| 00 | Kayla Overbeck | F | 6-1 | So. | Newbury Park, Calif. |
| 02 | Chelsie Hall | G | 5-7 | Fr. | Boca Raton, Fla. |
| 03 | Rachel Bell | G | 5-10 | Sr. | Cumberland Furnace, Tn. |
| 10 | Cierra Walker | G | 5-8 | So. | Oregon City, Oregon |
| 12 | Myka Dancy | G | 5-9 | Sr. | Antioch, Tenn. |
| 21 | Erin Whalen | G/F | 6-1 | So. | Charlotte, N.C. |
| 22 | Bree Horrocks | F | 6-5 | R-Jr | Buford, Ga. |
| 24 | Autumn Newby | F | 6-2 | Fr. | Lawrenceville, Ga. |
| 30 | LeaLea Carter | G | 5-11 | So. | Dickson, Tenn. |
| 31 | Blessing Ejiofor | C | 6-5 | Fr. | Ebonyi,Nigeria |
| 33 | Christa Reed | G | 5-11 | Sr. | Bay St. Louis, Miss. |
| 34 | Mariella Fasoula | F | 6-5 | R-So. | Athens, Greece |
| 35 | Kaleigh Clemons-Green | G | 5-7 | So. | Chattanooga, Tenn. |
| 41 | Paige Warren | C | 6-4 | Fr. | Dublin, Ohio |

### SEASON STATISTICS

| Name | PPG | RPG | APG | FG Pct. | FT Pct. |
|---|---|---|---|---|---|
| Chelsie Hall | 11.9 | 3.5 | 3.0 | .464 | .700 |
| Rachel Bell | 10.9 | 1.7 | 1.1 | .433 | .717 |
| Christa Reed | 10.5 | 3.8 | 1.0 | .477 | .938 |
| Kayla Overbeck | 9.9 | 5.0 | 1.3 | .601 | .769 |
| Cierra Walker | 8.7 | 2.6 | 2.5 | .401 | .837 |
| Erin Whalen | 7.4 | 1.8 | 1.0 | .390 | 1.000 |
| Autumn Newby | 5.2 | 6.6 | 1.9 | .456 | .474 |
| K. Clemons-Green | 3.3 | 2.2 | 2.7 | .316 | .619 |
| Bree Horrocks | 1.5 | 0.9 | 0.1 | .545 | .857 |
| LeaLea Carter | 1.4 | 0.5 | 0.8 | .421 | .750 |
| Blessing Ejiofor | 1.3 | 1.8 | 0.3 | .423 | .600 |
| Myka Dancy | 0.9 | 0.3 | 0.3 | .750 | .500 |
| Paige Warren | 0.0 | 0.0 | 0.0 | .000 | .000 |

### SEASON RESULTS

| Date | Opponent | W/L | VU | Opp |
|---|---|---|---|---|
| 11/10 | Middle Tennesse | L | 54 | 65 |
| 11/14 | @ Central Michigan | L | 75 | 91 |
| 11/17 | @ Tulane | L | 59 | 71 |
| 11/20 | Ball State | L | 79 | 88 |
| 11/23 | @George Washington (Paradise Jam) | W | 69 | 59 |
| 11/24 | vs. Syracuse (Paradise Jam) | L | 78 | 84 |
| 11/25 | vs. Wisconsin (Paradise Jam) | L/OT | 71 | 73 |
| 11/29 | @ Saint Louis | W | 74 | 69 |
| 12/2 | Iowa (Big 12/SEC Challenge) | W | 77 | 74 |
| 12/7 | @ #4/5 Louisville | L | 57 | 79 |
| 12/16 | Memphis | L | 60 | 71 |
| 12/19 | NC State | L | 72 | 83 |
| 12/21 | Belmont | L | 74 | 111 |
| 12/28 | Lipscomb | W | 92 | 82 |
| 12/31 | *LSU | L | 65 | 85 |
| 1/4 | *Georgia | L | 52 | 81 |
| 1/7 | *@#7/7 Tennessee | L | 73 | 86 |
| 1/11 | *#12/13 Missouri | L | 70 | 81 |
| 1/15 | * Kentucky | W | 70 | 55 |
| 1/18 | *#10/10 South Carolina | L | 85 | 92 |
| 1/21 | *@Alabama | L | 75 | 77 |
| 1/28 | *#15/15 Texas A&M | L | 67 | 91 |
| 2/1 | *@ Ole Miss | W | 75 | 72 |
| 2/4 | *#12/13 Tennessee | L | 64 | 74 |
| 2/8 | *@ #18/18 Georgia | L | 55 | 67 |
| 2/12 | *@ Auburn | L | 60 | 63 |
| 2/15 | *#2/2 Mississippi State | L | 50 | 95 |
| 2/18 | *@ Florida | L | 71 | 88 |
| 2/22 | *@ #11/9 Missouri | L | 68 | 83 |
| 2/25 | *Arkansas | W | 78 | 73 |
| 2/28 | Arkansas (SEC/Nashville) | L | 76 | 88 |

## 2016-17 COMMODORES
**14-16 OVERALL (.467)**
**4-12 (.250) SEC**
**H: 10-5; A: 3-10; N: 1-1**
**COACH: STEPHANIE WHITE**

### ROSTER

| No. | Name | Pos. | Ht. | Year | Hometown |
|---|---|---|---|---|---|
| 00 | Kayla Overbeck | F | 6-1 | Fr. | Newbury Park, Calif. |
| 01 | Rebekah Dahlman | G | 5-9 | R-Jr. | Braham, Minn. |
| 03 | Rachel Bell | G | 5-10 | Jr. | Cumberland Furnace, Tn. |
| 10 | Cierra Walker | G | 5-8 | Fr. | Oregon City, Oregon |
| 12 | Myka Dancy | G | 5-9 | Jr. | Antioch, Tenn. |
| 21 | Erin Whalen | G/F | 6-1 | Fr. | Charlotte, N.C. |
| 22 | Marqu'es Webb | F | 6-1 | Sr. | Hoover, Ala. |
| 23 | Minta Spears | G | 5-10 | Sr. | Bullard, Texas |
| 30 | LeaLea Carter | G | 5-11 | Fr. | Dickson, Tenn. |
| 33 | Christa Reed | G | 5-11 | Jr. | Bay St. Louis, Miss. |
| 35 | Kaleigh Clemons-Green | G | 5-7 | Fr. | Chattanooga, Tenn. |
| 41 | Miaya Seawright | G | 5-7 | So. | Simpsonville, S.C. |

### SEASON STATISTICS

| Name | PPG | RPG | APG | FG Pct. | FT Pct. |
|---|---|---|---|---|---|
| Rachel Bell | 11.3 | 2.1 | 1.5 | .401 | .821 |
| Kayla Overbeck | 9.4 | 7.2 | 0.6 | .518 | .655 |
| Erin Whalen | 9.1 | 2.8 | 1.1 | .420 | .863 |
| Christa Reed | 9.1 | 3.2 | 0.9 | .451 | .785 |
| Marqu'es Webb | 7.0 | 9.1 | 1.0 | .500 | .682 |
| Cierra Walker | 6.6 | 2.3 | 2.9 | .328 | .879 |
| Rebekah Dahlman | 6.0 | 1.9 | 1.7 | .421 | .900 |
| LeaLea Carter | 5.7 | 2.3 | 1.2 | .324 | .613 |
| K. Clemons-Green | 4.9 | 3.0 | 2.4 | .313 | .789 |
| Minta Spears | 4.1 | 2.3 | 2.6 | .378 | .781 |
| Miaya Seawright | 1.2 | 1.2 | 0.5 | .219 | .500 |
| Myka Dancy | 1.0 | 0.0 | 0.1 | .273 | .500 |

### SEASON RESULTS

| Date | Opponent | W/L | VU | Opp |
|---|---|---|---|---|
| 11/11 | Kennesaw State | W | 86 | 54 |
| 11/13 | @ #23/rv Indiana | L | 61 | 94 |
| 11/16 | Drexel | W | 73 | 63 |
| 11/20 | Duke | W | 77 | 73 |
| 11/22 | Robert Morris | W | 75 | 59 |
| 11/27 | @ UT-Martin | W | 79 | 77 |
| 12/2 | @ Air Force (Air Force Classic) | W | 75 | 49 |
| 12/3 | vs. So. Ill-Edwardsville (Air Force Classic) | W | 73 | 63 |
| 12/5 | Tulane | W | 74 | 63 |
| 12/8 | @ ETSU | W | 80 | 72 |
| 12/18 | Tennessee Tech | W | 89 | 57 |
| 12/21 | #8/8 Louisville | L | 66 | 78 |
| 12/28 | @ Memphis | L | 59 | 75 |
| 1/2 | @ Texas A&M | L | 72 | 77 |
| 1/5 | *Tennessee | L | 57 | 70 |
| 1/8 | *@ Georgia | L | 68 | 70 |
| 1/12 | *Auburn | L | 59 | 64 |
| 1/15 | *Missouri | L | 68 | 74 |
| 1/19 | *@ Arkansas | L | 56 | 59 |
| 1/22 | *@ Tennessee | L | 63 | 91 |
| 1/26 | *Alabama | W | 87 | 80 |
| 1/29 | *Florida | L | 73 | 93 |
| 2/5 | *@ #25/rv Kentucky | L | 63 | 71 |
| 2/9 | *@#4/3 Mississippi State | L | 41 | 86 |
| 2/13 | *LSU | W | 70 | 68 |
| 2/16 | *@ #6/5 South Carolina | L | 51 | 82 |
| 2/19 | *Ole Miss | W | 85 | 67 |
| 2/23 | *Arkansas | W | 66 | 64 |
| 2/26 | *@ LSU | L | 58 | 64 |
| 3/1 | Alabama (SEC / Greenville) | L | 54 | 74 |

## 2015-16 COMMODORES
**18-14 OVERALL (.562)**
**5-11 (.312) SEC/11TH**
**H: 10-6; A: 5-7; N: 3-1**
**COACH: MELANIE BALCOMB**

### ROSTER

| No. | Name | Pos. | Ht. | Year | Hometown |
|---|---|---|---|---|---|
| 01 | Rebekah Dahlman | G | 5-9 | R-So. | Braham, Minn. |
| 03 | Rachel Bell | G | 5-10 | So. | Cumberland Furnace, Tenn. |
| 12 | Myka Dancy | G | 5-9 | So. | Antioch, Tenn. |
| 15 | Jasmine Jenkins | G | 5-8 | Sr. | Gainesville, Ga. |
| 22 | Marqu'es Webb | F | 6-1 | Jr. | Hoover, Ala. |
| 23 | Minta Spears | G | 5-10 | R-Jr. | Bullard, Texas. |
| 24 | Kristen Gaffney | F | 6-1 | R-Jr. | Cary, N.C. |
| 25 | Morgan Batey | G | 5-10 | Sr. | Atlanta, Ga. |
| 33 | Christa Reed | G | 5-11 | So. | Bay St. Louis, Miss. |
| 35 | Kendall Shaw | C | 6-4 | R-Jr. | Mont Belvieu, Texas |
| 41 | Miaya Seawright | G | 5-7 | So. | Simpsonville, S.C. |
| 44 | Rayte'a Long | F | 6-0 | Sr. | Dayton, Ohio |

### SEASON STATISTICS

| Name | PPG | RPG | APG | FG Pct. | FT Pct. |
|---|---|---|---|---|---|
| Christa Reed | 11.6 | 3.1 | 1.3 | .449 | .814 |
| Rachel Bell | 9.0 | 2.0 | 0.8 | .401 | .636 |
| Rebekah Dahlman | 8.6 | 3.2 | 0.9 | .425 | .873 |
| Marqu'es Webb | 7.3 | 5.7 | 0.5 | .585 | .560 |
| Morgan Batey | 7.0 | 3.9 | 2.2 | .530 | .701 |
| Minta Spears | 6.6 | 2.6 | 3.9 | .411 | .864 |
| Jasmine Jenkins | 5.8 | 2.5 | 1.7 | .418 | .661 |
| Kristen Gaffney | 3.2 | 2.6 | 1.5 | .429 | .556 |
| Rayte'a Long | 3.1 | 3.2 | 0.5 | .625 | .619 |
| Kendall Shaw | 2.2 | 1.4 | 0.1 | .460 | .643 |
| Miaya Seawright | 0.4 | 0.6 | 0.5 | 1.000 | .000 |
| Myka Dancy | 0.4 | 0.4 | 0.0 | 1.000 | .000 |

### SEASON RESULTS

| Date | Opponent | W/L | VU | Opp |
|---|---|---|---|---|
| 11/15 | MISS VALLEY STATE | W | 89 | 39 |
| 11/18 | at Dayton | L | 56 | 81 |
| 11/21 | at Green Bay | L | 56 | 58 |
| 11/23 | PRESBYTERIAN | W | 56 | 38 |
| 11/27 | AUSTIN PEAY | W | 73 | 56 |
| 11/28 | OHIO | W | 62 | 59 |
| 11/30 | AIR FORCE | W | 86 | 29 |
| 12/03 | at Drexel | W | 74 | 64 |
| 12/05 | ETSU | W | 65 | 39 |
| 12/10 | TROY | W | 97 | 43 |
| 12/21 | UT MARTIN | W | 64 | 61 |
| 12/29 | vs New Mexico State (Fordham) | W | 71 | 45 |
| 12/30 | at Fordham | W | 53 | 40 |
| 01/03 | *at Ole Miss | L | 52 | 55 |
| 01/07 | *#2/2 SOUTH CAROLINA | L | 61 | 71 |
| 01/10 | *at Alabama | W | 54 | 48 |
| 01/14 | *LSU | W | 58 | 42 |
| 01/21 | *at #18/22 Tennessee | L | 49 | 58 |
| 01/25 | ALABAMA | W | 67 | 52 |
| 01/28 | *at #12/12 Kentucky | W | 71 | 69 |
| 01/31 | *GEORGIA | L | 58 | 64 |
| 02/04 | *at Auburn | L | 45 | 53 |
| 02/08 | *at Arkansas | L | 56 | 57 |
| 02/11 | *#25/rv TENNESSE | L | 51 | 69 |
| 02/14 | *#18/18 KENTUCKY | L | 55 | 71 |
| 02/18 | *#22/25 at Florida | L | 67 | 79 |
| 02/21 | *#12/12 TEXAS A&M | L | 63 | 75 |
| 02/25 | *#16/ 16 MISS. ST. | L | 61 | 66 |
| 02/28 | *#24/24 Missouri | W | 56 | 52 |
| 03/02 | vs Ole Miss (SEC/Jacksonville) | W | 74 | 59 |
| 03/03 | vs Georgia (SEC/Jacksonville) | W/OT | 54 | 49 |
| 03/04 | vs Miss. St. (SEC/Jacksonville) | L | 46 | 63 |

# YEARLY RESULTS

## 2014-15 COMMODORES

**15-16 OVERALL (.483)**
**5-11 (.312) SEC/T-11TH**
**H: 9-6; A: 4-7; N: 2-3**
**COACH: MELANIE BALCOMB**

### ROSTER

| No. | Name | Pos. | Ht. | Year | Hometown |
|---|---|---|---|---|---|
| 01 | Rebekah Dahlman | G | 5-9 | R-Fr. | Braham, Minn. |
| 03 | Rachel Bell | G | 5-10 | Fr. | Cumberland Furnace, Tenn. |
| 10 | K. Caron-Goudreau | F | 6-3 | Fr. | Gatineau, Quebec |
| 13 | A. Caron-Goudreau | F | 6-3 | Fr. | Gatineau, Quebec |
| 15 | Jasmine Jenkins | G | 5-8 | Jr. | Gainesville, Ga. |
| 21 | Heather Bowe | F | 6-0 | Jr. | Eau Claire, Wis. |
| 22 | Marqu'es Webb | F | 6-1 | So. | Hoover, Ala. |
| 24 | Kristen Gaffney | F | 6-1 | R-So. | Cary, N.C. |
| 25 | Morgan Batey | G | 5-10 | Jr. | Atlanta, Ga. |
| 33 | Christa Reed | G | 5-11 | Fr. | Bay St. Louis, Miss. |
| 35 | Kendall Shaw | C | 6-4 | R-So. | Mont Belvieu, Texas |
| 41 | Paris Kea | G | 5-8 | Fr. | Greensboro, N.C. |
| 44 | Rayte'a Long | F | 6-0 | Jr. | Dayton, Ohio |

### SEASON STATISTICS

| Name | PPG | RPG | APG | FG Pct. | FT Pct. |
|---|---|---|---|---|---|
| Rebekah Dahlman | 10.3 | 4.0 | 1.7 | .402 | .755 |
| Morgan Batey | 8.5 | 5.2 | 2.0 | .510 | .774 |
| Marqu'es Webb | 8.0 | 4.9 | 0.7 | .595 | .622 |
| K.Caron-Goudreau | 7.0 | 2.0 | 1.0 | .273 | .625 |
| Rachel Bell | 7.0 | 2.0 | 0.7 | .375 | .833 |
| Heather Bowe | 7.0 | 3.6 | 0.9 | .522 | .692 |
| Paris Kea | 6.9 | 2.4 | 3.0 | .455 | .639 |
| Christa Reed | 6.0 | 1.9 | 0.5 | .385 | .750 |
| Kristen Gaffney | 5.3 | 2.6 | 0.5 | .509 | .536 |
| A. Caron-Goudreau | 4.6 | 4.1 | 0.8 | .393 | .615 |
| Jasmine Jenkins | 3.9 | 2.3 | 2.7 | .420 | .619 |
| Kendall Shaw | 2.3 | 0.9 | 0.0 | .471 | .333 |
| Rayte'a Long | 1.4 | 1.3 | 0.4 | .545 | .467 |

### SEASON RESULTS

| Date | Opponent | W/L | VU | Opp |
|---|---|---|---|---|
| 11/14 | BELMONT | W | 65 | 58 |
| 11/17 | GREEN BAY | W/OT | 68 | 64 |
| 11/20 | at Wisconsin | W | 67 | 58 |
| 11/24 | ST. LOUIS | W | 75 | 57 |
| 11/28 | vs. Minnesota (GSC*) | W | 71 | 54 |
| 11/29 | vs. No. 3/3 UConn (GSC*) | L | 52 | 91 |
| 11/30 | vs. Arizona State (GSC*) | L | 67 | 72 |
| 12/03 | MISS. VALLEY ST. | W | 63 | 37 |
| 12/14 | at Elon | W | 66 | 50 |
| 12/18 | at Marquette | L | 67 | 80 |
| 12/21 | DAYTON | L | 67 | 71 |
| 12/29 | JAMES MADISON | W | 66 | 62 |
| 01/02 | *at No. 5/8 Texas A&M | L | 61 | 75 |
| 01/05 | * No. 8/9 TENNESSEE | L | 49 | 57 |
| 01/08 | *at LSU | L | 44 | 64 |
| 01/11 | *No. 14/15 MISSISSIPPI STATE | W | 78 | 62 |
| 01/15 | Alabama-Huntsville | W | 74 | 51 |
| 01/18 | *at No. 18/16 Georgia | L | 53 | 64 |
| 01/22 | *ARKANSAS | W | 55 | 53 |
| 01/25 | *at Alabama | W | 55 | 52 |
| 01/29 | *at No. 18/18 Mississippi State | L | 44 | 69 |
| 02/01 | *FLORIDA | L | 58 | 67 |
| 02/05 | *OLE MISS | W | 58 | 54 |
| 02/08 | * No. 11/12 KENTUCKY | L | 68 | 82 |
| 02/15 | *at No. 1/2 South Carolina | L | 59 | 89 |
| 02/19 | *at Florida | W/OT | 76 | 75 |
| 02/22 | *MISSOURI | L | 51 | 54 |
| 02/26 | *AUBURN | L | 58 | 70 |
| 03/01 | *at No. 6/6 Tennessee | L | 49 | 79 |
| 03/04 | Alabama (SEC/Little Rock) | W | 66 | 56 |
| 03/05 | No. 11/12 Kentucky (SEC/Little Rock) | L | 61 | 67 |

## 2013-14 COMMODORES

**18-13 OVERALL (.580)**
**7-9 (.438) SEC/8TH**
**H: 12-5; A: 6-6; N: 0-2**
**COACH: MELANIE BALCOMB**

### ROSTER

| No. | Name | Pos. | Ht. | Year | Hometown |
|---|---|---|---|---|---|
| 01 | Rebekah Dahlman | G | 5-9 | Fr. | Braham, Minn. |
| 03 | Heather Bowe | F | 6-0 | So. | Eau Claire, Wis. |
| 05 | Kady Schrann | G | 5-9 | Jr. | York, Pa. |
| 10 | Christina Foggie | G | 5-9 | Sr. | Mount Laurel, N.J. |
| 11 | Jasmine Lister | G | 5-4 | Sr. | Corona, Calif. |
| 15 | Jasmine Jenkins | G | 5-8 | So. | Gainesville, Ga. |
| 22 | Marqu'es Webb | F | 6-1 | Fr. | Hoover, Ala. |
| 23 | Kylee Smith | G | 5-11 | Fr. | Alpharetta, Ga. |
| 24 | Kristen Gaffney | F | 6-1 | R-Fr. | Cary, N.C. |
| 25 | Morgan Batey | G | 5-10 | So. | Atlanta, Ga. |
| 35 | Kendall Shaw* | C | 6-4 | 6-4 | Mont Belvieu, Texas |
| 44 | Rayte'a Long | F | 6-0 | 6-0 | Dayton, Ohio |

* Missed season due to injury

### SEASON STATISTICS

| Name | PPG | RPG | APG | FG Pct. | FT Pct. |
|---|---|---|---|---|---|
| Christina Foggie | 19.0 | 3.6 | 3.2 | .456 | .721 |
| Jasmine Lister | 13.7 | 3.5 | 4.7 | .448 | .862 |
| Rebekah Dahlman | 11.4 | 3.7 | 1.6 | .432 | .750 |
| Marqu'es Webb | 7.1 | 4.0 | 0.8 | .542 | .589 |
| Morgan Batey | 6.5 | 5.3 | 1.6 | .510 | .681 |
| Kylee Smith | 6.3 | 3.5 | 0.8 | .503 | .712 |
| Jasmine Jenkins | 5.3 | 2.3 | 1.9 | .411 | .825 |
| Heather Bowe | 5.1 | 4.3 | 1.0 | .415 | .826 |
| Kady Schrann | 4.1 | 1.6 | 0.9 | .403 | .846 |
| Kristen Gaffney | 3.0 | 4.8 | 2.0 | .333 | .400 |
| Rayte'a Long | 1.8 | 2.3 | 0.5 | .500 | .778 |

### SEASON RESULTS

| Date | Opponent | W/L | VU | Opp |
|---|---|---|---|---|
| 11/08 | APPALACHIAN STATE | W | 96 | 53 |
| 11/11 | WESTERN KENTUCKY | W | 85 | 60 |
| 11/14 | DELAWARE STATE | W | 73 | 67 |
| 11/17 | MARQUETTE | L | 77 | 82 |
| 11/21 | at No. 2/2 Duke | L | 69 | 88 |
| 11/24 | No. RV/24 Dayton | W | 82 | 52 |
| 11/29 | ELON (Thanksgiving) | W | 88 | 66 |
| 11/30 | WISCONSIN (Thanksgiving) | W | 81 | 69 |
| 12/03 | ETSU | W | 92 | 71 |
| 12/15 | at Hartford | W | 65 | 56 |
| 12/18 | at James Madison | W/OT | 89 | 85 |
| 12/21 | UNC-ASHEVILLE | W | 83 | 57 |
| 12/30 | at UAB | W | 87 | 76 |
| 01/02 | *No. 19/18 GEORGIA | W | 66 | 58 |
| 01/05 | *at No. 13/12 South Carolina | L | 66 | 76 |
| 01/09 | *at Auburn | W | 74 | 65 |
| 01/12 | *No. 8/8 TENNESSEE | W | 74 | 63 |
| 01/16 | *at Ole Miss | W | 80 | 74 |
| 01/19 | *No. 14/14 LSU | W | 79 | 70 |
| 01/26 | *No. 10/11 S. CAROLINA | L | 57 | 61 |
| 01/30 | *at Missouri | L | 54 | 59 |
| 02/02 | *No. 17/15 TEXAS A&M | W | 71 | 69 |
| 02/10 | *at No. 8/8 Tennessee | L | 53 | 81 |
| 02/13 | *AUBURN | L | 62 | 68 |
| 02/16 | *at Miss. State | L | 62 | 64 |
| 02/20 | *at Arkansas | W | 56 | 50 |
| 02/23 | *ALABAMA | L | 62 | 66 |
| 02/27 | *FLORIDA | L | 68 | 73 |
| 03/02 | *at No. 10/11 Kentucky | L | 63 | 65 |
| 03/06 | Georgia (SEC/Duluth) | L | 43 | 53 |
| 03/22 | Arizona State (NCCA/Toledo) | L | 61 | 69 |

## 2012-13 COMMODORES

**21-12 OVERALL (.636)**
**9-7 (.563) SEC/7TH**
**H: 12-2; A: 7-7; N: 2-3**
**COACH: MELANIE BALCOMB**

### ROSTER

| No. | Name | Pos. | Ht. | Year | Hometown |
|---|---|---|---|---|---|
| 03 | Heather Bowe | F | 6-0 | Fr. | Eau Claire, Wis. |
| 04 | Maggie Morrison | G | 5-8 | So. | Millersville, Md. |
| 05 | Kady Schrann | G | 5-9 | So. | York, Pa. |
| 10 | Christina Foggie | G | 5-9 | Jr. | Mount Laurel, N.J. |
| 11 | Jasmine Lister | G | 5-4 | Jr. | Corona, Calif. |
| 13 | Nadine Ndip | G | 5-8 | So. | Spring, Texas |
| 15 | Jasmine Jenkins | G | 5-8 | Fr. | Gainesville, Ga. |
| 21 | *Stephanie Holzer | C | 6-4 | RJr. | Newtown Square, Pa. |
| 24 | ^Kristen Gaffney | G/F | 6-1 | Fr. | Cary N.C. |
| 25 | Morgan Batey | G | 5-10 | Fr. | Atlanta, Ga. |
| 30 | Elan Brown | G | 6-0 | Sr. | Atlanta, Ga. |
| 32 | Gabby Smith | G | 5-10 | Sr. | Cincinnati, Ohio |
| 34 | Tiffany Clarke | F | 6-0 | Sr. | Duluth, Ga. |
| 35 | Kendall Shaw | F | 6-4 | Fr. | Mont Belvieu, Texas |
| 44 | Rayte'a Long | F | 6-0 | Fr. | Dayton, Ohio |
| 55 | Clair Watkins | F | 6-4 | RFr. | Charlotte, N.C. |

* Missed regular season due to injury
^ Redshirt season due to injury

### SEASON STATISTICS

| Name | PPG | RPG | APG | FG Pct. | FT Pct. |
|---|---|---|---|---|---|
| Tiffany Clarke | 16.6 | 8.4 | 1.1 | .515 | .649 |
| Christina Foggie | 13.4 | 3.4 | 2.4 | .390 | .693 |
| Jasmine Lister | 12.2 | 3.0 | 5.1 | .387 | .865 |
| Kady Schrann | 6.4 | 2.2 | 1.3 | .495 | .808 |
| Heather Bowe | 6.2 | 4.3 | 0.8 | .497 | .820 |
| Elan Brown | 6.1 | 5.5 | 1.8 | .375 | .754 |
| Kendall Shaw | 3.5 | 2.0 | 0.3 | .463 | .667 |
| Morgan Batey | 2.4 | 3.1 | 0.9 | .361 | .667 |
| Jasmine Jenkins | 2.3 | 2.4 | 1.3 | .275 | .647 |
| Gabby Smith | 1.6 | 1.1 | 0.7 | .278 | .833 |
| Clair Watkins | 1.5 | 0.9 | 0.1 | .409 | .500 |
| Rayte'a Long | 1.2 | 1.3 | 0.3 | .412 | .773 |
| Maggie Morrison | 0.2 | 0.6 | 0.6 | .143 | .000 |
| Nadine Ndip | 0.0 | 0.2 | 0.0 | .000 | .000 |

### SEASON RESULTS

| Date | Opponent | W/L | VU | Opp |
|---|---|---|---|---|
| 11/10 | McNEESE STATE | W | 82 | 71 |
| 11/12 | at Lipscomb | W | 62 | 45 |
| 11/15 | UAB | W | 69 | 54 |
| 11/18 | at Dayton | L | 66 | 71 |
| 11/23 | vs. Virginia (San Juan, P.R. Shootout) | L | 66 | 73 |
| 11/24 | vs. Florida State (San Juan, P.R. Shootout) | L | 59 | 73 |
| 11/28 | AUSTIN PEAY | W | 67 | 36 |
| 12/01 | TENNESSEE TECH | W | 77 | 50 |
| 12/04 | at Western Kentucky | W | 77 | 67 |
| 12/06 | HARTFORD | W | 67 | 45 |
| 12/16 | at #12/13 Oklahoma | W | 76 | 63 |
| 12/22 | COLLEGE OF CHARLESTON | W | 69 | 44 |
| 12/29 | at USC | W | 74 | 56 |
| 1/3 | *MISSISSIPPI STATE | W | 92 | 41 |
| 1/6 | *at Ole Miss | W | 76 | 57 |
| 1/10 | *at #19/18 South Carolina | L | 48 | 64 |
| 1/13 | *ARKANSAS | W | 78 | 58 |
| 1/20 | *at LSU | L | 51 | 54 |
| 1/24 | *#9/9 TENNESSEE | L | 75 | 83 |
| 1/27 | *at Alabama | W | 67 | 58 |
| 1/31 | *at #16/16 Texas A&M | L | 52 | 60 |
| 2/3 | *OLE MISS | W | 79 | 53 |
| 2/10 | *#10/8 KENTUCKY | L | 53 | 75 |
| 2/14 | *MISSOURI | W | 62 | 46 |
| 2/17 | *at #12/10 Tennessee | L | 64 | 83 |
| 2/21 | *at Florida | W | 68 | 57 |
| 2/24 | *#10/13 TEXAS A&M | W | 61 | 51 |
| 2/28 | *AUBURN | W | 59 | 44 |
| 3/3 | *at #11/11 Georgia | L | 50 | 55 |
| 3/7 | vs. Missouri (SEC/Duluth) | W | 53 | 40 |
| 3/8 | vs. #7/7 Kentucky (SEC/Duluth) | L | 65 | 76 |
| 3/23 | vs. Saint Joseph's (NCAA/Storrs) | W | 60 | 54 |
| 3/25 | at #3/3 Connecticut (NCAA/Storrs) | L | 44 | 77 |

# YEARLY RESULTS

## 2011-12 COMMODORES

**23-10 OVERALL (.697),**
**9-7 (.563) SEC/7TH**
**H: 18-2; A: 4-7; N: 1-1**
**COACH: MELANIE BALCOMB**

### ROSTER

| No. | Name | Pos. | Ht. | Year | Hometown |
|---|---|---|---|---|---|
| 03 | Nadine Ndip | G | 5-8 | Fr. | Spring, Texas |
| 04 | Maggie Morrison | G | 5-8 | Fr. | Millersville, Md. |
| 05 | Kady Schrann | G | 5-9 | Fr. | York, Pa. |
| 10 | Christina Foggie | G | 5-9 | So. | Mount Laurel, N.J. |
| 11 | Jasmine Lister | G | 5-4 | So. | Corona, Calif. |
| 12 | Jordan Coleman | F | 5-11 | Sr. | Lake Mary, Fla. |
| 21 | Stephanie Holzer | C | 6-4 | RSo. | Newtown Square, Pa. |
| 30 | Elan Brown | G | 6-0 | Jr. | Atlanta, Ga. |
| 32 | Gabby Smith | G | 5-10 | Jr. | Cincinnati, Ohio |
| 34 | Tiffany Clarke | F | 6-0 | Jr. | Duluth, Ga. |
| 55 | Clair Watkins | F | 6-4 | RFr. | Charlotte, N.C. |

### SEASON STATISTICS

| Name | PPG | RPG | APG | FG Pct. | FT Pct. |
|---|---|---|---|---|---|
| Christina Foggie | 17.7 | 3.4 | 2.1 | .450 | .832 |
| Jasmine Lister | 12.5 | 2.8 | 5.3 | .427 | .837 |
| Tiffany Clarke | 11.1 | 7.2 | 0.8 | .566 | .600 |
| Stephanie Holzer | 11.0 | 7.5 | 1.0 | .533 | .667 |
| Kady Schrann | 6.7 | 1.8 | 1.6 | .455 | .808 |
| Elan Brown | 6.1 | 5.0 | 1.6 | .388 | .734 |
| Maggie Morrison | 4.3 | 2.9 | 1.2 | .326 | 1.000 |
| Clair Watkins | 3.3 | 2.0 | 0.4 | .483 | .500 |
| Jordan Coleman | 1.7 | 3.3 | 1.0 | .457 | .714 |
| Gabby Smith | 1.6 | 1.0 | 0.8 | .286 | 1.000 |
| Nadine Ndip | 0.3 | 0.5 | 0.1 | .143 | .143 |

### SEASON RESULTS

| Date | Opponent | W/L | VU | Opp |
|---|---|---|---|---|
| 11/11 | ALABAMA A&M | W | 85 | 55 |
| 11/14 | WESTERN ILLINOIS | W | 95 | 51 |
| 11/16 | USC UPSTATE | W | 88 | 42 |
| 11/22 | SAM HOUSTON STATE | W | 79 | 56 |
| 11/25 | LIPSCOMB (Thanksgiving) | W | 81 | 39 |
| 11/26 | #12/14 OKLAHOMA (Thanksgiving) | W | 78 | 66 |
| 11/30 | at Austin Peay | W | 83 | 51 |
| 12/2 | DENVER | W | 77 | 56 |
| 12/4 | HIGH POINT | W | 70 | 54 |
| 12/7 | at UT Martin | W | 99 | 84 |
| 12/18 | at NC State | L | 59 | 66 |
| 12/22 | FLORIDA STATE | W | 64 | 59 |
| 12/29 | WESTERN CAROLINA | W | 81 | 36 |
| 1/5 | *at rv/rv South Carolina | L | 55 | 65 |
| 1/8 | *OLE MISS | W | 68 | 52 |
| 1/12 | *AUBURN | W | 66 | 58 |
| 1/15 | *at #6/7 Tennessee | L | 64 | 87 |
| 1/19 | *at Arkansas | L | 47 | 69 |
| 1/22 | *rv/rv SOUTH CAROLINA | L/ot | 60 | 65 |
| 1/26 | *#17/15 GEORGIA | W | 68 | 48 |
| 1/29 | *rv/-- LSU | W | 81 | 72 |
| 2/2 | *at Auburn | W | 66 | 61 |
| 2/5 | *at Mississippi State | W | 65 | 59 |
| 2/9 | *#11/11 TENNESSEE | W | 93 | 79 |
| 2/12 | *at #21/20 Georgia | L | 63 | 76 |
| 2/16 | *FLORIDA | W/ot | 75 | 69 |
| 2/20 | *at #13/8 Kentucky | L | 61 | 70 |
| 2/23 | *at LSU | L | 66 | 69 |
| 2/26 | *ALABAMA | W | 67 | 54 |
| 3/1 | vs. Mississippi State (SEC/Nashville) | W | 67 | 51 |
| 3/2 | vs. #13/10 Tennessee (SEC/Nashville) | L | 57 | 68 |
| 3/18 | rv/rv MIDDLE TENN. (NCAA/Memorial) | W | 60 | 46 |
| 3/20 | #6/6 DUKE (NCAA/Memorial) | L | 80 | 96 |

## 2010-11 COMMODORES

**20-12 OVERALL (.625)**
**10-6 (.625) SEC/3RD**
**H: 12-3; A: 6-7; N: 2-2**
**COACH: MELANIE BALCOMB**

### ROSTER

| No. | Name | Pos. | Ht. | Year | Hometown |
|---|---|---|---|---|---|
| 04 | Angela Puleo | G | 5-9 | Jr. | Maryville, Tenn. |
| 10 | Christina Foggie | G | 5-9 | Fr. | Mount Laurel, N.J. |
| 11 | Jasmine Lister | G | 5-4 | Fr. | Corona, Calif. |
| 12 | Jordan Coleman | F | 5-11 | Jr. | Orlando, Fla. |
| 15 | Hannah Tuomi | F | 6-1 | Sr. | Thornton, Colo. |
| 21 | Stephanie Holzer | C | 6-4 | R-Fr. | Newton Square, Pa. |
| 22 | Jence Rhoads | G | 5-11 | Sr. | Slippery Rock, Pa. |
| 30 | Elan Brown | G | 6-0 | So. | Atlanta, Ga. |
| 32 | Gabby Smith | G | 5-10 | So. | Cincinnati, Ohio |
| 33 | Rebecca Silinski | F | 6-3 | Sr. | Birmingham, Ala. |
| 34 | Tiffany Clarke | F | 6-0 | So. | Duluth, Ga. |
| 44 | Tori Jarosz | F | 6-3 | Fr. | Cortlandt Manor, N.Y. |
| 45 | Kayci Ferriss | C | 6-7 | Fr. | Carthage, Tenn. |
| 55 | ^Clair Watkins | F | 6-4 | Fr. | Charlotte, N.C. |

^Redshirt season due to injury

### SEASON STATISTICS

| Name | PPG | RPG | APG | FG Pct. | FT Pct. |
|---|---|---|---|---|---|
| Jasmine Lister | 11.8 | 2.6 | 3.2 | .391 | .714 |
| Jence Rhoads | 11.7 | 4.9 | 4.8 | .450 | .612 |
| Hannah Tuomi | 11.2 | 6.0 | 1.6 | .592 | .736 |
| Stephanie Holzer | 11.1 | 6.0 | 0.4 | .568 | .759 |
| Christina Foggie | 9.9 | 2.5 | 2.0 | .319 | .758 |
| Tiffany Clarke | 7.6 | 5.4 | 0.5 | .560 | .611 |
| Angela Puleo | 5.0 | 1.6 | 1.4 | .382 | .808 |
| Gabby Smith | 4.0 | 1.7 | 1.4 | .379 | .862 |
| Elan Brown | 3.9 | 3.3 | 0.6 | .362 | .839 |
| Rebecca Silinski | 1.2 | 0.9 | 0.1 | .333 | .563 |
| Jordan Coleman | 0.9 | 2.4 | 0.4 | .462 | .571 |
| Tori Jarosz | 0.2 | 1.3 | 0.0 | .000 | .500 |

### SEASON RESULTS

| Date | Opponent | W/L | VU | Opp |
|---|---|---|---|---|
| 11/14 | HOWARD | W | 80 | 55 |
| 11/18 | SAMFORD | W | 70 | 60 |
| 11/21 | at #16/14 Florida State | L | 66 | 72 |
| 11/26 | QUINNIPIAC (Thanksgiving) | W | 111 | 53 |
| 11/28 | PRINCETON (Thanksgiving) | W | 74 | 68 |
| 12/1 | at Bowling Green | L | 68 | 79 |
| 12/5 | at Denver | L | 65 | 70 |
| 12/7 | SOUTHERN ILLINOIS | W | 81 | 68 |
| 12/9 | UT MARTIN | W | 72 | 60 |
| 12/19 | at Duquesne | W | 80 | 59 |
| 12/21 | WESTERN KENTUCKY | W | 74 | 48 |
| 12/29 | vs. Delaware (Hilton-Blacksburg,Va.) | W | 72 | 51 |
| 12/30 | at Virginia Tech (Hilton Classic) | L | 68 | 74 |
| 1/2 | *at Ole Miss | L | 67 | 72 |
| 1/6 | *MISSISSIPPI STATE | W | 65 | 44 |
| 1/9 | *AUBURN | W | 67 | 59 |
| 1/13 | *at Alabama | W | 82 | 66 |
| 1/15 | *at #5/6 Tennessee | L | 56 | 68 |
| 1/20 | *#23/24 ARKANSAS | W | 65 | 54 |
| 1/23 | *at #19/19 Kentucky | L | 68 | 78 |
| 1/30 | *OLE MISS | W | 71 | 42 |
| 2/3 | *LSU | W | 55 | 50 |
| 2/6 | *at Florida | W2OT | 103 | 97 |
| 2/10 | *at #24/RV Georgia | W | 69 | 59 |
| 2/13 | *#4/4 TENNESSEE | L | 57 | 65 |
| 2/17 | *at Mississippi State | W | 74 | 62 |
| 2/20 | *#19/19 KENTUCKY | L | 71 | 80 |
| 2/24 | *FLORIDA | L | 69 | 74 |
| 2/27 | *at South Carolina | WOT | 74 | 60 |
| 3/4 | vs. Miss. State(SEC/Nashville) | W | 69 | 55 |
| 3/5 | vs. #16/16 Kentucky(SEC/Nashville) | L | 56 | 69 |
| 3/20 | vs. RV/RV Louisville(NCAA/Cincinnati) | L | 62 | 81 |

## 2009-10 COMMODORES

**23-11 OVERALL (.676)**
**9-7 (.562) SEC/5TH**
**H: 12-4; A: 8-6; N: 3-1**
**COACH: MELANIE BALCOMB**

### ROSTER

| No. | Name | Pos. | Ht. | Year | Hometown |
|---|---|---|---|---|---|
| 04 | *Angela Puleo | G | 5-9 | Jr.-TR | Maryville, Tenn. |
| 05 | Lauren Lueders | G | 5-8 | Sr. | Jackson, Mo. |
| 11 | Ashlee Bridge | G | 5-11 | Sr. | Cincinnati, Ohio |
| 12 | Jordan Coleman | F | 5-11 | So. | Orlando, Fla. |
| 15 | Hannah Tuomi | F | 6-1 | Jr. | Thornton, Colo. |
| 20 | Jessica Mooney | G | 5-8 | Sr. | Nashville, Tenn. |
| 21 | ^Stephanie Holzer | C | 6-4 | Fr. | Newton Square, Pa. |
| 22 | Jence Rhoads | G | 5-11 | Jr. | Slippery Rock, Pa. |
| 23 | Merideth Marsh | G | 5-6 | Sr. | Louisville, Ky. |
| 30 | Elan Brown | G | 6-0 | Fr. | Atlanta, Ga. |
| 32 | Gabby Smith | G | 5-10 | Fr. | Cincinnati, Ohio |
| 33 | Rebecca Silinski | F | 6-3 | Jr. | Birmingham, Ala. |
| 34 | Tiffany Clarke | F | 6-0 | Fr. | Duluth, Ga. |

*Sat out 2009-10 season due to NCAA transfer rules
^Redshirt season due to injury

### SEASON STATISTICS

| Name | PPG | RPG | APG | FG Pct. | FT Pct. |
|---|---|---|---|---|---|
| Merideth Marsh | 15.1 | 3.5 | 3.0 | .433 | .841 |
| Jence Rhoads | 13.8 | 3.3 | 5.0 | .471 | .727 |
| Hannah Tuomi | 10.0 | 5.6 | 1.4 | .589 | .554 |
| Tiffany Clarke | 7.5 | 5.3 | 0.3 | .482 | .616 |
| Jordan Coleman | 7.4 | 6.4 | 1.3 | .515 | .900 |
| Lauren Lueders | 7.4 | 3.9 | 1.7 | .413 | .727 |
| Jessica Mooney | 5.9 | 3.3 | 2.1 | .412 | .682 |
| Elan Brown | 4.8 | 3.3 | 0.7 | .359 | .579 |
| Gabby Smith | 3.0 | 1.2 | 0.5 | .376 | .722 |
| Rebecca Silinski | 2.2 | 1.9 | 0.1 | .467 | .583 |
| Ashlee Bridge | 1.5 | 1.2 | 0.2 | .381 | .250 |

### SEASON RESULTS

| Date | Opponent | W/L | VU | Opp |
|---|---|---|---|---|
| 11/15 | LEHIGH | W | 90 | 54 |
| 11/18 | at Southern Illinois | W | 90 | 64 |
| 11/20 | UC RIVERSIDE | W | 75 | 60 |
| 11/24 | at Saint Joseph's | W | 59 | 46 |
| 11/27 | AUSTIN PEAY (Thanksgiving) | W | 95 | 51 |
| 11/28 | NC STATE (Thanksgiving) | W | 77 | 71 |
| 12/2 | at Wright State | W | 63 | 46 |
| 12/4 | BOWLING GREEN | L | 60 | 66 |
| 12/6 | WESTERN KENTUCKY | Wot | 79 | 73 |
| 12/10 | at Quinnipiac | W | 75 | 74 |
| 12/20 | TENNESSEE STATE | W | 84 | 47 |
| 12/28 | EAST TENNESSEE STATE | W | 96 | 83 |
| 12/31 | at #3/3 Notre Dame | L | 69 | 74 |
| 1/3 | *MISSISSIPPI | W | 86 | 72 |
| 1/7 | *at Mississippi State | L | 76 | 90 |
| 1/10 | *at Kentucky | L | 53 | 63 |
| 1/14 | *#6/6 GEORGIA | W | 66 | 44 |
| 1/17 | *#4/4 at Tennessee | L | 57 | 64 |
| 1/21 | *at Auburn | W | 61 | 60 |
| 1/24 | *MISSISSIPPI STATE | L | 56 | 65 |
| 1/28 | *ALABAMA | W | 70 | 61 |
| 1/31 | *at Arkansas | W | 67 | 61 |
| 2/4 | *at Florida | W | 66 | 58 |
| 2/8 | *#5/5 TENNESSEE | L | 60 | 69 |
| 2/14 | *#17/16 KENTUCKY | W | 68 | 55 |
| 2/18 | *at #23/NR LSU | L | 39 | 55 |
| 2/21 | *at Mississippi | W | 68 | 59 |
| 2/24 | *FLORIDA | W | 71 | 60 |
| 2/28 | *SOUTH CAROLINA | L | 70 | 73 |
| 3/4 | vs. Arkansas (SEC-Duluth) | Wot | 65 | 64 |
| 3/5 | vs. #21/NR LSU (SEC-Duluth) | W | 63 | 61 |
| 3/6 | vs. #4/4 Tennessee (SEC-Dul) | L | 49 | 68 |
| 3/21 | vs. DePaul (NCAA-Cincy) | Wot | 83 | 76 |
| 3/23 | at #5/5 Xavier (NCAA-Cincy) | L | 62 | 63 |

# YEARLY RESULTS

## 2008-09 COMMODORES

**26-9 OVERALL (.742)**
**10-4 (.714) SEC/2ND**
**H: 15-1; A: 6-7; N: 5-1**
**COACH: MELANIE BALCOMB**

### ROSTER

| No. | Name | Pos. | Ht. | Year | Hometown |
|---|---|---|---|---|---|
| 02 | Jennifer Risper | G | 5-9 | Sr. | Moreno Valley, Calif. |
| 03 | Chanel Chisholm | G | 5-11 | So. | Long Island, N.Y. |
| 05 | Lauren Lueders | G | 5-8 | Jr. | Jackson, Mo. |
| 11 | Ashlee Bridge | G | 5-11 | Jr. | Cincinnati, Ohio |
| 12 | Jordan Coleman | F | 5-11 | Fr. | Orlando, Fla. |
| 15 | Hannah Tuomi | F | 6-1 | So. | Thornton, Colo. |
| 20 | Jessica Mooney | G | 5-8 | Jr. | Nashville, Tenn. |
| 22 | Jence Rhoads | G | 5-11 | So. | Slippery Rock, Pa. |
| 23 | Merideth Marsh | G | 5-6 | Jr. | Louisville, Ky. |
| 24 | Tia Gibbs | G | 5-9 | Fr. | Louisville, Ky. |
| 25 | Amber Norton | F | 6-1 | Jr. | Louisville, Ky. |
| 33 | Rebecca Silinski | F | 6-3 | So. | Birmingham, Ala. |
| 34 | Christina Wirth | G/F | 6-1 | Sr. | Mesa, Ariz. |
| 43 | Amy Malo | F | 6-3 | Sr. | Fairmont, Minn. |

### SEASON STATISTICS

| Name | PPG | RPG | APG | FG Pct. | FT Pct. |
|---|---|---|---|---|---|
| Christina Wirth | 16.6 | 5.7 | 2.1 | .446 | .736 |
| Hannah Tuomi | 11.4 | 5.9 | 0.9 | .565 | .618 |
| Merideth Marsh | 10.7 | 2.5 | 1.7 | .411 | .900 |
| Jennifer Risper | 9.3 | 5.7 | 2.8 | .504 | .748 |
| Jessica Mooney | 7.1 | 2.3 | 2.3 | .371 | .720 |
| Jence Rhoads | 6.3 | 2.3 | 3.7 | .497 | .839 |
| Tia Gibbs | 5.1 | 2.4 | 0.5 | .437 | .731 |
| Chanel Chisholm | 5.0 | 2.9 | 0.4 | .508 | .717 |
| Lauren Lueders | 2.5 | 1.3 | 1.0 | .382 | .625 |
| Jordan Coleman | 1.5 | 1.7 | 0.0 | .357 | .563 |
| Ashlee Bridge | 1.2 | 1.1 | 0.2 | .160 | .818 |
| Rebecca Silinski | 0.9 | 0.6 | 0.0 | .500 | .200 |
| Amy Malo | 0.6 | 0.8 | 0.2 | .267 | .400 |

### SEASON RESULTS

| Date | Opponent | W/L | VU | Opp |
|---|---|---|---|---|
| 11/14 | TEXAS A&M-CORPUS CHRISTI | W | 85 | 51 |
| 11/16 | at Western Kentucky | W | 90 | 72 |
| 11/19 | EASTERN KENTUCKY | W | 80 | 38 |
| 11/21 | at ETSU | W | 66 | 55 |
| 11/23 | at Michigan | L | 42 | 50 |
| 11/28 | DAVIDSON (Thanksgiving) | W | 82 | 50 |
| 11/29 | VIRGINIA TECH (Thanksgiving) | W | 72 | 43 |
| 12/2 | RADFORD | W | 78 | 41 |
| 12/4 | at Cal State Fullerton | W | 83 | 67 |
| 12/6 | at UC Riverside | L | 47 | 50 |
| 12/19 | TENNESSEE STATE | W | 98 | 82 |
| 12/21 | UT-MARTIN | W | 86 | 29 |
| 12/22 | LIBERTY | W | 67 | 50 |
| 12/30 | #12/6 NOTRE DAME | L | 57 | 59 |
| 1/3 | at Iowa State | L | 51 | 55 |
| 1/8 | *at Alabama | W | 85 | 76 |
| 1/11 | *#7/11 TENNESSEE | W | 74 | 58 |
| 1/18 | *LSU - JAM THE GYM | W | 75 | 67 |
| 1/22 | *at Georgia | L | 55 | 66 |
| 1/25 | *at South Carolina | W | 66 | 56 |
| 1/29 | *ARKANSAS | Wot | 72 | 61 |
| 2/1 | *ALABAMA | W | 88 | 64 |
| 2/5 | *at Mississippi State | L | 61 | 66 |
| 2/8 | *at Kentucky | W | 72 | 62 |
| 2/12 | *#9/11 FLORIDA | W | 84 | 68 |
| 2/15 | *GEORGIA | W | 80 | 64 |
| 2/19 | *#3 AUBURN | W | 73 | 70 |
| 2/22 | *at Ole Miss | L | 69 | 71 |
| 3/1 | *at #18/23 Tennessee | L | 66 | 75 |
| 3/6 | vs. Georgia (SEC-NLR, Ark.) | W | 69 | 61 |
| 3/7 | vs. LSU (SEC-NLR, Ark.) | W | 61 | 47 |
| 3/8 | vs. #6/5 Auburn (SEC-NLR) | W | 61 | 54 |
| 3/21 | vs. Western Car. (NCAA-ABQ) | W | 73 | 44 |
| 3/23 | vs. Kansas State (NCAA-ABQ) | W | 74 | 61 |
| 3/28 | vs. Maryland (NCAA-Raleigh) | L | 74 | 78 |

## 2007-08 COMMODORES

**25-9 OVERALL (.735)**
**11-3 (.785) SEC/3RD**
**H: 13-3; A: 8-4; N: 4-2**
**COACH: MELANIE BALCOMB**

### ROSTER

| No. | Name | Pos. | Ht. | Year | Hometown |
|---|---|---|---|---|---|
| 02 | Jennifer Risper | G | 5-9 | Jr. | Moreno Valley, Calif. |
| 03 | Chanel Chisholm | G | 5-11 | Fr. | Long Island, N.Y. |
| 05 | Lauren Lueders | G | 5-8 | So. | Jackson, Mo. |
| 11 | Ashlee Bridge | G | 5-11 | So. | Cincinnati, Ohio |
| 15 | Hannah Tuomi | F | 6-1 | Fr. | Thornton, Colo. |
| 20 | Jessica Mooney | G | 5-8 | So. | Nashville, Tenn. |
| 22 | Jence Rhoads | G | 5-11 | Fr. | Slippery Rock, Pa. |
| 23 | Merideth Marsh | G | 5-6 | So. | Louisville, Ky. |
| 25 | Amber Norton | F | 6-1 | So. | Louisville, Ky. |
| 32 | Liz Sherwood | C | 6-4 | Sr. | Castle Rock, Colo. |
| 33 | Rebecca Silinski | F | 6-3 | Fr. | Birmingham, Ala. |
| 34 | Christina Wirth | G/F | 6-1 | Jr. | Mesa, Ariz. |
| 43 | Amy Malo | F | 6-3 | Jr. | Fairmont, Minn. |

### SEASON STATISTICS

| Name | PPG | RPG | APG | FG Pct. | FT Pct. |
|---|---|---|---|---|---|
| Christina Wirth | 13.1 | 5.0 | 2.6 | .473 | .833 |
| Liz Sherwood | 10.8 | 4.3 | 0.9 | .627 | .553 |
| Jennifer Risper | 9.5 | 6.3 | 2.7 | .489 | .764 |
| Merideth Marsh | 9.0 | 2.5 | 2.4 | .407 | .818 |
| Jessica Mooney | 8.7 | 2.4 | 2.1 | .437 | .663 |
| Hannah Tuomi | 5.4 | 3.8 | 0.4 | .496 | .688 |
| Lauren Lueders | 5.1 | 1.8 | 1.0 | .364 | .429 |
| Jence Rhoads | 3.8 | 2.8 | 3.3 | .388 | .622 |
| Amber Norton | 2.9 | 1.3 | 0.2 | .432 | .600 |
| Ashlee Bridge | 2.8 | 1.0 | 0.1 | .519 | .615 |
| Amy Malo | 2.0 | 1.4 | 0.0 | .536 | .542 |
| Chanel Chisholm | 1.8 | 2.2 | 0.4 | .265 | .485 |
| Rebecca Silinski | 1.2 | 1.1 | 0.1 | .389 | .357 |

### SEASON RESULTS

| Date | Opponent | W/L | VU | Opp |
|---|---|---|---|---|
| 11/9 | UAB | W | 92 | 51 |
| 11/11 | FURMAN | W | 68 | 51 |
| 11/14 | at Indiana State | Lot | 72 | 77 |
| 11/20 | at Clemson | W | 74 | 56 |
| 11/23 | BELMONT (Thanksgiving) | W | 104 | 43 |
| 11/25 | IOWA STATE (Thanksgiving) | W | 62 | 53 |
| 11/28 | No. 11/10 DUKE | W | 68 | 55 |
| 12/1 | vs. St. Mary's (Berkeley) | W | 90 | 69 |
| 12/2 | at No. 12/13 Cal (Berkeley) | L | 59 | 67 |
| 12/6 | WESTERN KENTUCKY | W | 75 | 54 |
| 12/9 | COLORADO | L | 51 | 62 |
| 12/22 | LIPSCOMB | W | 92 | 37 |
| 12/30 | No. 23/NR ODU | L | 65 | 80 |
| 1/2 | SOUTH FLORIDA | W | 75 | 48 |
| 1/5 | at Princeton | W | 81 | 48 |
| 1/10 | MISSISSIPPI STATE* | W | 72 | 50 |
| 1/13 | at No. 11 LSU* | L | 51 | 62 |
| 1/17 | No. 12/11 GEORGIA* | W | 67 | 59 |
| 1/20 | at No. 2 Tennessee* | L | 63 | 79 |
| 1/27 | OLE MISS* | W | 83 | 50 |
| 1/31 | at Florida* | W | 66 | 56 |
| 2/3 | at No. 17/14 Georgia* | W | 61 | 54 |
| 2/7 | SOUTH CAROLINA* | W | 78 | 48 |
| 2/10 | at Alabama* | W | 92 | 47 |
| 2/14 | KENTUCKY* | W | 66 | 49 |
| 2/17 | No. 1 TENNESSEE* | L | 68 | 81 |
| 2/21 | at Arkansas* | W | 63 | 50 |
| 2/28 | at Auburn* | W | 73 | 56 |
| 3/2 | ALABAMA* | W | 83 | 54 |
| 3/7 | Auburn (SEC-Nashville) | W | 49 | 44 |
| 3/8 | No. 3 Tennessee (SEC-Nash.) | L | 48 | 63 |
| 3/22 | vs. Montana (NCAA-ABQ) | W | 75 | 47 |
| 3/24 | vs. West Virginia (NCAA-ABQ) | W | 64 | 46 |
| 3/29 | vs. Maryland (NCAA-Spokane) | L | 66 | 80 |

## 2006-07 COMMODORES

**28-6 OVERALL (.823)**
**10-4 (.714) SEC/3RD**
**H: 15-1; A: 7-4; N: 6-1**
**COACH: MELANIE BALCOMB**

### ROSTER

| No. | Name | Pos. | Ht. | Year | Hometown |
|---|---|---|---|---|---|
| 02 | Jennifer Risper | G | 5-9 | So. | Moreno Valley, Calif. |
| 05 | Lauren Lueders | G | 5-8 | Fr. | Jackson, Mo. |
| 10 | Dee Davis | G | 5-7 | Sr. | Cincinnati, Ohio |
| 11 | Ashlee Bridge | G/F | 5-11 | Fr. | Cincinnati, Ohio |
| 20 | Jessica Mooney | G | 5-8 | Fr. | Nashville, Tenn. |
| 23 | Merideth Marsh | G | 5-6 | Fr. | Louisville, Ky. |
| 25 | Amber Norton | F | 6-1 | Fr. | Louisville, Ky. |
| 32 | Liz Sherwood | C | 6-4 | Jr. | Castle Rock, Colo. |
| 33 | Caroline Williams | G | 5-10 | Sr. | Rockmart, Ga. |
| 34 | Christina Wirth | G/F | 6-1 | So. | Mesa, Ariz. |
| 43 | Amy Malo | F | 6-3 | R-Fr. | Fairmont, Minn. |
| 50 | Carla Thomas | F/C | 6-3 | Sr. | Mechanicsburg, Pa. |

### SEASON STATISTICS

| Name | PPG | RPG | APG | FG Pct. | FT Pct. |
|---|---|---|---|---|---|
| Carla Thomas | 16.2 | 6.4 | 2.2 | .550 | .805 |
| Caroline Williams | 12.0 | 3.6 | 1.6 | .498 | .867 |
| Christina Wirth | 11.4 | 4.4 | 2.3 | .502 | .871 |
| Liz Sherwood | 8.8 | 3.6 | 0.6 | .662 | .580 |
| Dee Davis | 7.8 | 2.9 | 5.5 | .391 | .804 |
| Jennifer Risper | 5.4 | 3.3 | 1.8 | .460 | .792 |
| Merideth Marsh | 4.5 | 1.0 | 2.0 | .468 | .839 |
| Jessica Mooney | 3.9 | 1.1 | 0.9 | .427 | .588 |
| Lauren Lueders | 3.2 | 1.5 | 0.6 | .458 | .818 |
| Amber Norton | 2.6 | 1.9 | 0.1 | .444 | .455 |
| Ashlee Bridge | 1.8 | 0.6 | 0.3 | .700 | .600 |
| Amy Malo | 1.7 | 1.1 | 0.1 | .619 | .714 |

### SEASON RESULTS

| Date | Opponent | W/L | VU | Opp |
|---|---|---|---|---|
| 11/12 | at Colorado | W | 81 | 76 |
| 11/16 | at Western Kentucky | W | 86 | 78 |
| 11/18 | Dartmouth | W | 79 | 49 |
| 11/20 | TAMU-Corpus Christi | W | 102 | 75 |
| 11/24 | Florida Atlantic (Thanksgiving) | W | 81 | 49 |
| 11/25 | No. 16 California (Thanksgiving) | W | 67 | 55 |
| 11/30 | at UAB | W | 85 | 63 |
| 12/3 | Clemson | W | 82 | 63 |
| 12/7 | at No. 4 Duke | L | 48 | 69 |
| 12/17 | at South Florida | W | 76 | 68 |
| 12/20 | Lipscomb (Holiday Classic) | W | 109 | 40 |
| 12/21 | Indiana State (Holiday) | W | 89 | 75 |
| 12/30 | Princeton | W | 89 | 74 |
| 1/1 | La Salle | W | 70 | 59 |
| 1/4 | *No. 20/23 Arkansas | W | 98 | 61 |
| 1/7 | *at Ole Miss | L | 66 | 76 |
| 1/11 | *at South Carolina | W | 67 | 66 |
| 1/14 | *Florida | W | 82 | 69 |
| 1/18 | *at No. 16 Georgia | L | 71 | 83 |
| 1/21 | vs. Georgia Tech | W | 72 | 55 |
| 1/25 | *No. 4 Tennessee | L | 57 | 67 |
| 1/28 | *at Arkansas | W | 61 | 34 |
| 2/1 | *at Kentucky | W | 63 | 62 |
| 2/4 | *Alabama | W | 91 | 51 |
| 2/11 | *Auburn | W | 80 | 45 |
| 2/15 | *at Mississippi State | W | 84 | 64 |
| 2/18 | *South Carolina | W | 83 | 65 |
| 2/22 | *No. 7 LSU | W | 68 | 58 |
| 2/25 | *at No. 2 Tennessee | L | 53 | 73 |
| 3/2 | Florida (SEC-Duluth) | W | 105 | 77 |
| 3/3 | Georgia (SEC-Duluth) | W | 81 | 56 |
| 3/4 | LSU (SEC-Duluth) | W | 51 | 45 |
| 3/18 | Del. State (NCAA-East Lansing) | W | 62 | 47 |
| 3/20 | BGSU (NCAA-East Lansing) | L | 56 | 59 |

# YEARLY RESULTS

## 2005-06 COMMODORES

**21-11 OVERALL (.656)**
**8-6 (.571) SEC/5TH**
**H: 13-3; A: 6-6; N: 2-2**
**COACH: MELANIE BALCOMB**

### ROSTER

| No. | Name | Pos. | Ht. | Year | Hometown |
|---|---|---|---|---|---|
| 02 | Jennifer Risper | G | 5-9 | Fr. | Moreno Valley, Calif. |
| 03 | Cherish Stringfield | G | 5-7 | Jr. | Wakefield, Va. |
| 04 | Holly Rogers | G | 5-9 | Fr. | Cleveland, Tenn. |
| 05 | Rachel Brockman | F | 6-3 | So. | Noblesville, Ind. |
| 10 | Dee Davis | G | 5-7 | Jr. | Cincinnati, Ohio |
| 11 | Erica Grimaldi | G | 5-5 | Sr. | Kansas City, Mo. |
| 20 | Candice Lightford | G | 5-3 | So. | Nashville, Tenn. |
| 31 | Nicole Jules | C/F | 6-3 | Sr. | Washington, D.C. |
| 32 | Liz Sherwood | C | 6-4 | So. | Castle Rock, Colo. |
| 33 | Caroline Williams | G | 5-10 | Jr. | Rockmart, Ga. |
| 34 | Christina Wirth | G/F | 6-1 | Fr. | Mesa, Ariz. |
| 43 | *Amy Malo | F | 6-3 | Fr. | Fairmont, Minn. |
| 50 | Carla Thomas | F/C | 6-3 | Jr. | Mechanicsburg, Pa. |

* Redshirt season

### SEASON STATISTICS

| Name | PPG | RPG | APG | FG Pct. | FT Pct. |
|---|---|---|---|---|---|
| Carla Thomas | 12.4 | 5.9 | 1.8 | .526 | .835 |
| Caroline Williams | 12.4 | 2.9 | 1.6 | .435 | .879 |
| Liz Sherwood | 12.2 | 4.0 | 0.8 | .642 | .605 |
| Nicole Jules | 7.9 | 4.2 | 1.0 | .602 | .780 |
| Dee Davis | 7.8 | 3.1 | 6.8 | .364 | .816 |
| Cherish Stringfield | 5.7 | 2.4 | 2.4 | .363 | .775 |
| Christina Wirth | 5.7 | 2.5 | 1.0 | .468 | .750 |
| Rachel Brockman | 3.5 | 2.0 | 0.3 | .508 | .750 |
| Holly Rogers | 2.8 | 2.4 | 1.2 | .271 | .708 |
| Jennifer Risper | 2.7 | 1.6 | 1.3 | .415 | .565 |
| Erica Grimaldi | 0.6 | 0.2 | 0.8 | .000 | .875 |
| Candice Lightford | 0.0 | 0.0 | 0.0 | 0.0 | 0.0 |

### SEASON RESULTS

| Date | Opponent | W/L | VU | Opp |
|---|---|---|---|---|
| WBCA/BTI Classic (Tempe, Ariz.) | | | | |
| 11/11 | at Arizona State | L | 60 | 69 |
| 11/12 | vs. Clemson | W | 86 | 49 |
| 11/19 | at TAMU-CC | W | 65 | 51 |
| 11/22 | Alabama A&M | W | 80 | 29 |
| 11/25 | Charleston So. (Thanksgiving) | W | 83 | 39 |
| 11/26 | Colgate (Thanksgiving) | W | 72 | 33 |
| 11/30 | at N.C. State | L | 67 | 76 |
| 12/4 | at Old Dominion | W | 82 | 77 |
| 12/8 | Northern Arizona | W | 57 | 41 |
| 12/10 | Miami University | W | 82 | 50 |
| 12/20 | vs. North Carolina | L | 67 | 87 |
| 12/22 | at La Salle | W | 70 | 57 |
| 12/30 | William & Mary | W | 92 | 66 |
| 1/3 | Western Kentucky | W | 72 | 57 |
| 1/8 | at Arkansas* | L-ot | 51 | 52 |
| 1/12 | Mississippi State* | W | 87 | 48 |
| 1/15 | at South Carolina* | W | 67 | 59 |
| 1/19 | Tennessee* | L | 68 | 80 |
| 1/22 | at Florida* | L | 59 | 73 |
| 1/26 | at LSU* | L | 53 | 75 |
| 1/29 | Ole Miss* | W | 68 | 58 |
| 2/2 | at Alabama* | W | 65 | 53 |
| 2/5 | at Auburn* | W | 57 | 53 |
| 2/9 | Arkansas* | W | 64 | 59 |
| 2/12 | at Tennessee* | L | 67 | 70 |
| 2/19 | Georgia* | L | 61 | 82 |
| 2/23 | Kentucky* | W | 72 | 55 |
| 2/26 | South Carolina* | W | 88 | 71 |
| 3/2 | Alabama (SEC-Little Rock) | W | 84 | 62 |
| 3/3 | Georgia (SEC-Little Rock) | L | 47 | 69 |
| NCAA Cleveland Region 1st & 2nd Rounds | | | | |
| 3/18 | Louisville (Nashville) | W | 76 | 64 |
| 3/20 | North Carolina (Nashville) | L | 70 | 89 |

## 2004-05 COMMODORES

**24-8 OVERALL (.750)**
**10-4 (.714) SEC/3RD**
**H: 11-3; A: 9-3; N: 4-2**
**COACH: MELANIE BALCOMB**

### ROSTER

| No. | Name | Pos. | Ht. | Year | Hometown |
|---|---|---|---|---|---|
| 02 | Katie Eggers | F | 6-0 | Fr. | Nelson, New Zealand |
| 03 | Cherish Stringfield | G | 5-7 | So. | Wakefield, Va. |
| 04 | Katie Antony | G | 5-10 | So. | Anacoco, La. |
| 10 | Dee Davis | G | 5-7 | So. | Cincinnati, Ohio |
| 11 | Erica Grimaldi | G | 5-5 | Jr. | Kansas City, Mo. |
| 20 | Abi Ramsey | G | 5-10 | Sr. | Monteagle, Tenn. |
| 23 | Jenn Hall | F | 6-1 | So. | Folsom, Calif. |
| 31 | Nicole Jules | C/F | 6-3 | Jr. | Washington, D.C. |
| 32 | Ashley Earley | G/F | 5-10 | Sr. | Memphis, Tenn. |
| 33 | Caroline Williams | G | 5-10 | So. | Rockmart, Ga. |
| 34 | *Liz Sherwood | C | 6-4 | So.-TR | Castle Rock, Colo. |
| 50 | Carla Thomas | F | 6-3 | So. | Mechanicsburg, Pa. |

*Sat out 2004-05 season due to NCAA transfer rules

### SEASON STATISTICS

| Name | PPG | RPG | APG | FG Pct. | FT Pct. |
|---|---|---|---|---|---|
| Ashley Earley | 18.4 | 9.4 | 2.1 | .640 | .686 |
| Carla Thomas | 15.9 | 6.5 | 1.9 | .541 | .802 |
| Dee Davis | 13.3 | 3.5 | 6.0 | .437 | .813 |
| Abi Ramsey | 11.0 | 2.8 | 2.2 | .403 | .633 |
| Caroline Williams | 5.5 | 1.7 | 0.8 | .488 | .750 |
| Jenn Hall | 5.3 | 3.8 | 1.0 | .400 | .250 |
| Katie Antony | 5.1 | 2.8 | 1.9 | .423 | .778 |
| Cherish Stringfield | 4.5 | 1.8 | 1.2 | .387 | .700 |
| Nicole Jules | 3.3 | 1.8 | 0.3 | .604 | .778 |
| Katie Eggers | 1.2 | 0.7 | 0.2 | .273 | .500 |
| Erica Grimaldi | 0.4 | 0.5 | 0.8 | .125 | .778 |

### SEASON RESULTS

| Date | Opponent | W/L | VU | Opp |
|---|---|---|---|---|
| 11/19 | St. Francis | W | 102 | 47 |
| 11/22 | at Savannah State | W | 61 | 28 |
| 11/26 | Rhode Island | W | 108 | 53 |
| 11/27 | Siena | W | 76 | 47 |
| 12/1 | Memphis | W | 96 | 54 |
| 12/4 | at Miami (Ohio) | W | 93 | 50 |
| 12/9 | at Western Kentucky | L | 77 | 85 |
| 12/12 | St. Louis | W | 94 | 51 |
| 12/20 | vs. BYU (Malibu, Calif.) | W | 86 | 47 |
| 12/21 | at Peperdine | W | 78 | 46 |
| 12/30 | at New Orleans | W | 91 | 37 |
| 1/2 | Troy | W | 78 | 50 |
| 1/6 | NC State | L | 64 | 65 |
| 1/9 | South Carolina* | W | 88 | 43 |
| 1/13 | at Auburn* | W | 73 | 67 |
| 1/16 | Tennessee* | L | 65 | 79 |
| 1/20 | at Ole MIss* | L | 60 | 66 |
| 1/23 | LSU* | L | 68 | 79 |
| 1/27 | at Kentucky* | W | 73 | 67 |
| 1/30 | Florida* | W | 84 | 73 |
| 2/3 | at Mississippi State* | W/2OT | 106 | 98 |
| 2/10 | Auburn* | W | 66 | 64 |
| 2/13 | at Tennessee* | L | 63 | 72 |
| 2/17 | Arkansas* | W | 78 | 43 |
| 2/20 | at Florida* | W | 76 | 69 |
| 2/24 | Alabama* | W | 64 | 53 |
| 2/28 | at Georgia* | W/OT | 66 | 59 |
| 3/4 | vs. Arkansas (SEC-Greenville) | W | 79 | 60 |
| 3/5 | vs. Tennessee (SEC-Greenville) | L | 73 | 76 |
| 3/19 | vs. Montana (NCAA-Seattle) | W | 67 | 44 |
| 3/21 | vs. Kansas State (NCAA-Seattle) | W | 63 | 60 |
| 3/27 | vs. Michigan State (NCAA-Kansas City) | L | 64 | 76 |

## 2003-04 COMMODORES

**26-8 OVERALL (.764)**
**8-6 (.571) SEC/4TH**
**H: 11-3; A: 7-4; N: 8-1**
**COACH: MELANIE BALCOMB**

### ROSTER

| No. | Name | Pos. | Ht. | Year | Hometown |
|---|---|---|---|---|---|
| 00 | Jutta Korkko | F | 6-1 | Sr. | Helsinki, Finland |
| 03 | Cherish Stringfield | G | 5-7 | Fr. | Wakefield, Va. |
| 04 | Katie Antony | G | 5-10 | Fr. | Anacoco, La. |
| 10 | Dee Davis | G | 5-7 | Fr. | Cincinnati, Ohio |
| 11 | Erica Grimaldi | G | 5-5 | So. | Kansas City, Mo. |
| 12 | Tia Battle | G/F | 6-0 | Jr. | Plymouth, Minn. |
| 15 | Venessa Ferragamo | G/F | 5-10 | Sr. | Orange, Calif. |
| 20 | Abi Ramsey | G | 5-10 | Jr. | Monteagle, Tenn. |
| 23 | Jenn Hall | F | 6-1 | Fr. | Folsom, Calif. |
| 24 | Hillary Hager | G/F | 5-11 | Sr. | Franklin, Pa. |
| 31 | Nicole Jules | C/F | 6-3 | So. | Washington, D.C. |
| 32 | Ashley Earley | G/F | 5-10 | Jr. | Memphis, Tenn. |
| 33 | Caroline Williams | G | 5-10 | Fr. | Rockmart, Ga. |
| 42 | Jenni Benningfield | F | 6-3 | Sr. | Louisville, Ky. |
| 50 | Carla Thomas | F | 6-3 | Fr. | Mechanicsburg, Pa. |

### SEASON STATISTICS

| Name | PPG | RPG | APG | FG Pct. | FT Pct. |
|---|---|---|---|---|---|
| Jenni Benningfield | 13.1 | 5.9 | 1.4 | .485 | .674 |
| Abi Ramsey | 12.6 | 3.3 | 1.7 | .436 | .804 |
| Hillary Hager | 11.7 | 5.7 | 2.2 | .440 | .711 |
| Ashley Earley | 11.4 | 6.7 | 1.4 | .558 | .636 |
| Carla Thomas | 10.0 | 5.1 | 0.7 | .552 | .774 |
| Dee Davis | 5.5 | 2.6 | 4.7 | .374 | .770 |
| Cherish Stringfield | 4.2 | 1.6 | 1.3 | .436 | .467 |
| Katie Antony | 3.7 | 1.7 | 2.5 | .354 | .708 |
| Jenn Hall | 2.3 | 1.6 | 0.3 | .362 | .656 |
| Caroline Williams | 1.5 | 0.4 | 0.2 | .364 | .714 |
| Nicole Jules | 1.1 | 0.6 | 0.2 | .374 | .800 |
| Jutta Korkko | 0.9 | 0.4 | 0.1 | .500 | .750 |
| Venessa Ferragamo | 0.6 | 0.3 | 0.1 | .222 | .333 |
| Erica Grimaldi | 0.6 | 0.2 | 1.4 | .250 | .769 |

### SEASON RESULTS

| Date | Opponent | W/L | VU | Opp |
|---|---|---|---|---|
| 11/21 | vs. South Alabama (Vermont) | W-ot | 64 | 62 |
| 11/22 | at Vermont (Vermont) | W | 65 | 54 |
| 11/28 | Samford (Thanksgiving) | W | 67 | 50 |
| 11/29 | Louisville (Thanksgiving) | W-ot | 73 | 68 |
| 12/4 | New Orleans | W | 75 | 56 |
| 12/6 | Duquesne | W | 92 | 60 |
| 12/11 | at Memphis | W | 73 | 49 |
| 12/13 | Weber State | W | 73 | 47 |
| 12/21 | at Saint Louis | W | 71 | 56 |
| 12/28 | Rhode Island (Miami) | W | 74 | 61 |
| 12/29 | at Miami, Fla. v | L | 57 | 79 |
| 1/2 | Syracuse | W | 61 | 52 |
| 1/5 | Savannah State | W | 91 | 40 |
| 1/8 | *Kentucky | W | 65 | 57 |
| 1/11 | *at Florida | L | 61 | 67 |
| 1/18 | *20/NR Auburn | W | 67 | 63 |
| 1/22 | *at 2/2 Tennessee | L | 54 | 79 |
| 1/25 | *Ole Miss | W | 90 | 65 |
| 1/29 | *at Arkansas | W | 74 | 69 |
| 2/1 | *Florida | L | 83 | 92 |
| 2/5 | *16/14 Georgia | L | 67 | 83 |
| 2/8 | *at Alabama | L | 68 | 81 |
| 2/15 | *3/3 Tennessee | L | 88 | 94 |
| 2/19 | *at 15/14 LSU | W | 61 | 55 |
| 2/22 | *at 14/16 Auburn | W | 68 | 60 |
| 2/26 | *Mississippi State | W | 87 | 64 |
| 2/29 | *at South Carolina | W | 62 | 41 |
| 3/4 | vs. Kentucky (SEC-Nashville) | W | 60 | 41 |
| 3/5 | vs. 19/22 Auburn (Nashville) | W | 76 | 74 |
| 3/6 | vs. 15/14 LSU (Nashville) | W | 78 | 66 |
| 3/7 | vs. 20/16 Georgia (Nashville) | W | 62 | 56 |
| 3/20 | vs. Lipscomb (NCAA-Chatt.) | W | 76 | 45 |
| 3/22 | vs. Chattanooga (Chatt.) | W | 60 | 44 |
| 3/28 | vs. 10/8 Stanford (Norman) | L | 55 | 57 |

# YEARLY RESULTS

## 2002-03 COMMODORES

**22-10 OVERALL (.687)**
**9-5 (.642) SEC/5TH**
**H: 11-2; A: 8-5; N: 3-3**
**COACH: MELANIE BALCOMB**

### ROSTER

| No. | Name | Pos. | Ht. | Year | Hometown |
|---|---|---|---|---|---|
| 00 | Jutta Korkko | F | 6-1 | Jr. | Helsinki, Finland |
| 11 | Erica Grimaldi | G | 5-5 | Fr. | Kansas City, Mo. |
| 12 | Tia Battle | G/F | 6-0 | So. | Plymouth, Minn. |
| 15 | Venessa Ferragamo | G/F | 5-10 | Jr. | Orange, Calif. |
| 20 | Abi Ramsey | G | 5-10 | So. | Monteagle, Tenn. |
| 21 | Chantelle Anderson | C | 6-6 | Sr. | Vancouver, Wash. |
| 22 | Ashley McElhiney | PG | 5-6 | Sr. | Gleason, Tenn. |
| 24 | Hillary Hager | G/F | 5-11 | Jr. | Franklin, Pa. |
| 31 | Nicole Jules | C/F | 6-3 | Fr. | Washington, D.C. |
| 32 | Ashley Earley | G/F | 5-10 | So. | Memphis, Tenn. |
| 42 | Jenni Benningfield | F | 6-3 | Jr. | Louisville, Ky. |

### SEASON STATISTICS

| Name | PPG | RPG | APG | FG Pct. | FT Pct. |
|---|---|---|---|---|---|
| Chantelle Anderson | 18.2 | 5.2 | 1.7 | .636 | .750 |
| Jenni Benningfield | 16.5 | 7.9 | 2.8 | .556 | .699 |
| Ashley McElhiney | 9.7 | 2.6 | 7.3 | .401 | .766 |
| Abi Ramsey | 8.9 | 2.5 | 0.9 | .409 | .690 |
| Hillary Hager | 7.7 | 5.0 | 2.1 | .470 | .789 |
| Ashley Earley | 6.3 | 3.4 | 0.9 | .566 | .640 |
| Tia Battle | 5.5 | 2.3 | 1.1 | .479 | .667 |
| Nicole Jules | 2.2 | 1.1 | 0.3 | .515 | .429 |
| Erica Grimaldi | 1.3 | 0.5 | 1.5 | .278 | .619 |
| Jutta Korkko | 0.7 | 0.5 | 0.3 | .429 | 1.000 |
| Venessa Ferragamo | 0.0 | 0.4 | 0.0 | .000 | .000 |

### SEASON RESULTS

| Date | Opponent | W/L | VU | Opp |
|---|---|---|---|---|
| 11/23 | at Boston | W | 68 | 51 |
| 11/26 | at Syracuse | W | 73 | 65 |
| 11/30 | Youngstown State (1st Tenn.) | W | 91 | 60 |
| 12/1 | Harvard (1st Tenn.) | W | 84 | 44 |
| 12/7 | vs. 6/6 Purdue | L | 66 | 73 |
| 12/10 | Wisconsin-Milwaukee | W | 98 | 51 |
| 12/15 | Austin Peay | W | 84 | 50 |
| 12/22 | at Tennessee Martin | W | 101 | 77 |
| 12/28 | at TCU | L | 53 | 70 |
| 12/31 | UNC-Charlotte | W | 66 | 43 |
| 1/2 | at Louisville | L | 82 | 92 |
| 1/4 | Holy Cross | W | 86 | 54 |
| 1/6 | at Duquesne | W | 78 | 56 |
| 1/12 | *at 15/14 Mississippi St. | L | 75 | 78 |
| 1/16 | *14/13 South Carolina | L | 57 | 66 |
| 1/19 | *Kentucky | W | 84 | 50 |
| 1/23 | *8/7 Arkansas | W | 76 | 59 |
| 1/26 | *at 6/6 LSU | L | 59 | 70 |
| 1/30 | *at Auburn | W | 67 | 66 |
| 2/2 | *4/4 Tennnessee | L | 67 | 81 |
| 2/6 | *Alabama | W | 80 | 69 |
| 2/9 | *at Kentucky | W | 85 | 63 |
| 2/13 | *at Mississippi | W | 67 | 60 |
| 2/16 | *14/16 Georgia | W | 58 | 56 |
| 2/23 | *at Florida | W | 64 | 58 |
| 2/27 | *at 3/3 Tennessee | L | 71 | 91 |
| 3/2 | *4/4 LSU | W | 72 | 60 |
| SEC Tournament (Little Rock, Ark.) | | | | |
| 3/6 | vs. Florida | W | 74 | 58 |
| 3/7 | vs. 17/19 Georgia | W | 74 | 70 |
| 3/8 | vs. 6/5 LSU | L | 69 | 78 |
| NCAA East 1st & 2nd Rounds (Norfolk, Va.) | | | | |
| 3/22 | vs. Liberty | W | 55 | 44 |
| 3/24 | vs. 25/nr Boston College | Lot | 85 | 86 |

## 2001-02 COMMODORES

**30-7 OVERALL (.810)**
**10-4 (.714) SEC/2ND**
**H: 18-1; A: 8-5; N: 4-1**
**COACH: JIM FOSTER**

### ROSTER

| No. | Name | Pos. | Ht. | Year | Hometown |
|---|---|---|---|---|---|
| 00 | Jutta Korkko | F | 6-1 | So. | Helsinki, Finland |
| 10 | Katie Smith | G | 5-9 | So. | Lawrenceburg, Tenn. |
| 12 | Tia Battle | G/F | 6-0 | Fr. | Plymouth, Minn. |
| 13 | Zuzi Klimesova | F | 6-2 | Sr. | Prague, Czech Republic |
| 14 | Venessa Ferragamo | G/F | 5-10 | So. | Orange, Calif. |
| 20 | Abi Ramsey | G | 5-10 | Fr. | Monteagle, Tenn. |
| 21 | Chantelle Anderson | C | 6-6 | Jr. | Vancouver, Wash. |
| 22 | Ashley McElhiney | PG | 5-6 | Jr. | Gleason, Tenn. |
| 23 | Juli Colli | G | 5-10 | So. | Flower Mound, Texas |
| 24 | Hillary Hager | G/F | 5-11 | So. | Franklin, Pa. |
| 32 | Ashley Earley | G/F | 5-10 | Fr. | Memphis, Tenn. |
| 33 | Jillian Danker | G/F | 6-1 | Sr. | Wilbraham, Mass. |
| 42 | Jenni Benningfield | F | 6-3 | So. | Louisville, Ky. |
| 43 | Jill Corbett | G/F | 5-10 | Fr. | Indianapolis, Ind. |
| 50 | Candice Storey | C/F | 6-3 | R-Sr. | Madison, Ala. |

### SEASON STATISTICS

| Name | PPG | RPG | APG | FG Pct. | FT Pct. |
|---|---|---|---|---|---|
| Chantelle Anderson | 20.7 | 6.8 | 1.4 | .647 | .773 |
| Zuzi Klimesova | 15.4 | 7.2 | 3.0 | .569 | .803 |
| Jillian Danker | 8.8 | 3.0 | 2.1 | .489 | .883 |
| Ashley McElhiney | 8.5 | 2.3 | 4.2 | .461 | .814 |
| Jenni Benningfield | 6.0 | 4.4 | 2.2 | .410 | .704 |
| Ashley Earley | 5.5 | 4.7 | 1.6 | .478 | .675 |
| Abi Ramsey | 2.8 | 0.9 | 0.6 | .386 | .500 |
| Candice Storey | 2.2 | 1.0 | 0.1 | .574 | .682 |
| Tia Battle | 1.5 | 0.8 | 0.2 | .500 | .500 |
| Hillary Hager | 1.4 | 0.7 | 0.2 | .310 | .600 |
| Juli Colli | 1.2 | 0.2 | 0.4 | .343 | .611 |
| Jill Corbett | 0.2 | 0.4 | 0.1 | .500 | .000 |
| Venessa Ferragamo | 0.2 | 0.1 | 0.0 | .000 | 1.000 |
| Katie Smith | 0.2 | 0.4 | 0.3 | .143 | .333 |

### SEASON RESULTS

| Date | Opponent | W/L | VU | Opp |
|---|---|---|---|---|
| 11/9 | Eastern Kentucky (Pre-NIT) | W | 91 | 62 |
| 11/11 | Oregon State (Pre-NIT) | W | 81 | 55 |
| 11/15 | #12 Colorado (Pre-NIT) | W | 72 | 51 |
| 11/18 | at #1 Connecticut (Pre-NIT) | L | 50 | 69 |
| 11/21 | at Western Kentucky | W | 102 | 83 |
| 11/24 | Wagner (1st Tenn.) | W | 75 | 40 |
| 11/25 | Dartmouth (1st Tenn.) | W | 98 | 62 |
| 11/28 | Xavier | W | 78 | 56 |
| 11/30 | at Wisconsin-Milwaukee | W | 79 | 64 |
| 12/2 | James Madison (GEC) | W | 90 | 44 |
| 12/9 | at Temple | W | 84 | 74 |
| 12/22 | at Vermont | W | 75 | 54 |
| 12/29 | at #13 Texas Tech | L | 71 | 81 |
| 12/31 | Canisius | W | 106 | 64 |
| 1/3 | *at #16 South Carolina | L | 52 | 71 |
| 1/5 | #25 Penn State | W | 77 | 62 |
| 1/7 | Louisville | W | 71 | 32 |
| 1/10 | *Kentucky | W | 71 | 54 |
| 1/13 | *Mississippi | W | 62 | 42 |
| 1/17 | *at Alabama | W | 69 | 46 |
| 1/20 | *at #14 Georgia | W | 64 | 47 |
| 1/24 | *#18 Florida | L | 51 | 62 |
| 1/27 | * at #24 LSU | W | 64 | 53 |
| 1/31 | *at Arkansas | L | 57 | 67 |
| 2/2 | *#2 Tennessee | W | 76 | 59 |
| 2/10 | *#25 Mississippi State | W | 72 | 53 |
| 2/14 | *LSU | W | 64 | 53 |
| 2/16 | *at #3 Tennessee | L | 68 | 75 |
| 2/21 | *at Kentucky | W | 73 | 57 |
| 2/24 | *Auburn | W | 72 | 54 |
| 3/1 | Auburn (SEC-Nashville) | W | 55 | 39 |
| 3/2 | Arkansas (SEC-Nashville) | W | 81 | 78 |
| 3/3 | LSU (SEC-Nashville) | W | 63 | 48 |
| 3/16 | Oakland (NCAA-Nashville) | W | 63 | 38 |
| 3/18 | ASU (NCAA-Nashville) | W | 61 | 35 |
| 3/23 | #16 UNC (NCAA-Ames) | W | 70 | 61 |
| 3/25 | #6 Tennessee (NCAA-Ames) | L | 63 | 68 |

## 2000-01 COMMODORES

**24-10 OVERALL (.705)**
**8-6 (.571) SEC/4TH**
**H: 16-2; A: 5-6; N: 3-2**
**COACH: JIM FOSTER**

### ROSTER

| No. | Name | Pos. | Ht. | Year | Hometown |
|---|---|---|---|---|---|
| 00 | Jutta Korkko | F | 6-1 | Fr. | Helsinki, Finland |
| 11 | Lucy Torres | G | 5-3 | Fr. | Orlando, Fla. |
| 13 | Zuzi Klimesova | F | 6-2 | Jr. | Prague, Czech Republic |
| 14 | Venessa Ferragamo | G/F | 5-10 | Fr. | Orange, Calif. |
| 15 | Kim Palmer | G | 5-8 | So. | Lanett, Ala. |
| 21 | Chantelle Anderson | C | 6-6 | So. | Vancouver, Wash. |
| 22 | Ashley McElhiney | PG | 5-6 | So. | Gleason, Tenn. |
| 23 | Juli Colli | G | 5-10 | Fr. | Flower Mound, Texas |
| 24 | Hillary Hager | G/F | 5-11 | Fr. | Franklin, Pa. |
| 25 | Jackie Munch | F/G | 5-11 | So. | Las Vegas, Nev. |
| 33 | Jillian Danker | G/F | 6-1 | Jr. | Wilbraham, Mass. |
| 42 | Jenni Benningfield | F | 6-3 | Fr. | Louisville, Ky. |
| 50 | *Candice Storey | C/F | 6-3 | R-Sr. | Madison, Ala. |

* Received medical redshirt for sixth year of eligibility

### SEASON STATISTICS

| Name | PPG | RPG | APG | FG Pct. | FT Pct. |
|---|---|---|---|---|---|
| Chantelle Anderson | 21.2 | 6.3 | 1.0 | .723 | .724 |
| Zuzi Klimesova | 16.3 | 8.1 | 3.5 | .565 | .721 |
| Jillian Danker | 12.8 | 4.6 | 2.8 | .522 | .714 |
| Ashley McElhiney | 10.0 | 2.1 | 6.1 | .454 | .863 |
| Jenni Benningfield | 9.4 | 7.1 | 3.1 | .425 | .698 |
| Candice Storey | 6.5 | 4.0 | 1.5 | .500 | .500 |
| Hillary Hager | 5.0 | 2.5 | 1.7 | .469 | .750 |
| Juli Colli | 2.0 | 0.6 | 2.7 | .362 | .778 |
| Venessa Ferragamo | 1.8 | 0.3 | 0.1 | .583 | .800 |
| Jutta Korkko | 1.5 | 0.8 | 0.6 | .500 | .600 |
| Kim Palmer | 0.5 | 0.9 | 0.4 | .222 | .750 |
| Jackie Munch | 0.4 | 0.1 | 0.0 | 1.000 | .000 |
| Lucy Torres | 0.0 | 0.3 | 0.0 | .000 | .000 |

### SEASON RESULTS

| Date | Opponent | W/L | VU | Opp |
|---|---|---|---|---|
| 11/19 | at Xavier | L | 60 | 64 |
| 11/22 | Georgia Southern | W | 88 | 70 |
| 11/25 | Boston (1st Tenn.) | W | 92 | 56 |
| 11/26 | Miami University (1st Tenn.) | W | 79 | 61 |
| 11/29 | Murray State | W | 99 | 52 |
| 12/3 | at James Madison | W | 81 | 59 |
| 12/7 | Western Kentucky | W | 89 | 58 |
| 12/10 | at #13 Penn State | L | 76 | 77 |
| 12/17 | UNC-Asheville | W | 107 | 51 |
| 12/23 | at Portland State | W | 97 | 56 |
| 12/31 | Vermont | W | 84 | 66 |
| 1/2 | Temple | W | 70 | 51 |
| 1/4 | Howard | W | 103 | 67 |
| 1/7 | *Ole Miss | W | 79 | 64 |
| 1/11 | *at Kentucky | W | 91 | 61 |
| 1/14 | *at #25 Auburn | W | 74 | 66 |
| 1/18 | *South Carolina | W | 85 | 56 |
| 1/21 | *Arkansas | L | 64 | 68 |
| 1/23 | *#3 Tennessee | L | 64 | 70 |
| 1/28 | *at #5 Georgia | L | 59 | 76 |
| 2/4 | *at #9 Florida | L | 57 | 62 |
| 2/8 | *at Mississippi State | L | 62 | 71 |
| 2/11 | *at Ole Miss | W | 72 | 58 |
| 2/15 | *#12 LSU | W | 86 | 75 |
| 2/18 | *Alabama | W | 68 | 56 |
| 2/22 | *at #1 Tennessee | L | 66 | 70 |
| 2/25 | *#4 Georgia | W | 71 | 65 |
| 3/2 | #16 LSU (SEC-Memphis) | W | 70 | 58 |
| 3/3 | #1 Tennessee (SEC-Memphis) | W | 77 | 74 |
| 3/4 | #6 Georgia (SEC-Memphis) | L | 60 | 62 |
| 3/17 | Idaho State (NCAA-Nashville) | W | 83 | 57 |
| 3/19 | #20 Colorado (NCAA-Nashville) | W | 65 | 59 |
| 3/24 | #8 Iowa State (NCAA-Denver) | W | 84 | 65 |
| 3/26 | #1 Notre Dame (NCAA-Denver) | L | 64 | 72 |

# YEARLY RESULTS

## 1999-00 COMMODORES

**21-13 OVERALL (.617)**
**6-8 (.428) SEC/T-6TH**
**H: 11-3; A: 5-9; N: 5-1**
**COACH: JIM FOSTER**

### ROSTER

| No. | Name | Pos. | Ht. | Year | Hometown |
|---|---|---|---|---|---|
| 10 | Julie deGroot | G | 5-7 | So. | Berriedale, Tasmania, Australia |
| 12 | Chavonne Hammond | G/F | 6-0 | Sr. | Crofton, Md. |
| 13 | Zuzana Klimesova | F | 6-2 | So. | Prague, Czech Republic |
| 15 | Kim Palmer | G | 5-8 | Fr. | Lanett, Ala. |
| 20 | Leigh Strahinic | C/F | 6-5 | R-So. | Danville, Ky. |
| 21 | Chantelle Anderson | C | 6-6 | Fr. | Vancouver, Wash. |
| 22 | Ashley McElhiney | PG | 5-6 | Fr. | Gleason, Tenn. |
| 24 | Ashley Smith | PG | 5-5 | Jr. | Oregon City, Ore. |
| 25 | Jackie Munch | F/G | 5-11 | Fr. | Las Vegas, Nev. |
| 31 | Cion Washington | G/F | 6-0 | Sr. | Columbia, S.C. |
| 32 | Jennifer Holmes | F | 6-2 | Sr. | Severna Park, Md. |
| 33 | Jillian Danker | G/F | 6-1 | So. | Wilbraham, Mass. |
| 50 | Candice Storey | C/F | 6-3 | R-Jr. | Madison, Ala. |

### SEASON STATISTICS

| Name | PPG | RPG | APG | FG Pct. | FT Pct. |
|---|---|---|---|---|---|
| Chantelle Anderson | 15.8 | 5.6 | 0.7 | .589 | .693 |
| Zuzana Klimesova | 14.0 | 7.4 | 2.3 | .557 | .699 |
| Chavonne Hammond | 10.4 | 4.6 | 3.5 | .409 | .524 |
| Jillian Danker | 7.4 | 5.3 | 2.3 | .424 | .692 |
| Ashley McElhiney | 5.3 | 1.4 | 3.0 | .402 | .756 |
| Julie deGroot | 4.2 | 0.9 | 0.4 | .404 | .625 |
| Jennifer Holmes | 3.7 | 3.4 | 0.2 | .493 | .507 |
| Ashley Smith | 3.6 | 1.2 | 3.4 | .367 | .741 |
| Candice Storey | 2.8 | 2.2 | 0.1 | .392 | .542 |
| Cion Washington | 2.1 | 2.0 | 0.7 | .328 | .682 |
| Kim Palmer | 0.5 | 0.3 | 0.0 | .250 | .000 |
| Leigh Strahinic | 0.0 | 0.6 | 0.0 | .000 | .000 |
| Jackie Munch | 0.0 | 0.5 | 0.0 | .000 | .000 |

### SEASON RESULTS

| Date | Opponent | W/L | VU | Opp |
|---|---|---|---|---|
| 11/19 | George Washington | W | 81 | 57 |
| 11/21 | at Purdue | L | 51 | 63 |
| 11/24 | at Duke | L | 59 | 68 |
| 11/27 | Fordham (1st Tenn.) | W | 93 | 44 |
| 11/28 | Toledo (1st Tenn.) | W | 63 | 44 |
| 12/1 | Indiana | W | 74 | 54 |
| 12/7 | at Michigan | W | 76 | 60 |
| 12/12 | Coppin State | W | 95 | 40 |
| 12/21 | vs Princeton (Honolulu) | W | 85 | 30 |
| 12/22 | vs Fairfield (Honolulu) | W | 92 | 42 |
| 12/23 | at Hawaii (Honolulu) | W | 73 | 60 |
| 12/30 | Dayton | W | 86 | 46 |
| 1/2 | at Western Kentucky | W | 73 | 57 |
| 1/4 | Eastern Illinois | W | 84 | 29 |
| 1/9 | *at Mississippi | W | 60 | 38 |
| 1/13 | *Kentucky | W | 60 | 55 |
| 1/16 | *Auburn | L | 54 | 55 |
| 1/20 | *at South Carolina | L | 48 | 52 |
| 1/23 | *at Arkansas | L | 52 | 61 |
| 1/25 | at Santa Barbara | L | 58 | 61 |
| 1/30 | *Georgia | L | 73 | 84 |
| 2/4 | *at Tennessee | L | 52 | 78 |
| 2/6 | *Florida | W | 84 | 66 |
| 2/10 | *Mississippi State | W | 77 | 62 |
| 2/13 | *Mississippi | W | 59 | 51 |
| 2/17 | *at LSU | L | 50 | 58 |
| 2/20 | *at Alabama | W | 68 | 63 |
| 2/24 | *Tennessee | L | 57 | 59 |
| 2/27 | *at Georgia | L | 59 | 75 |
| 3/2 | South Carolina (SEC-Chatt.) | W | 80 | 58 |
| 3/3 | LSU (SEC-Chatt.) | W | 59 | 46 |
| 3/4 | Tennessee (SEC-Chatt.) | L | 53 | 61 |
| 3/18 | Kansas (NCAA-Ruston) | W-2ot | 71 | 69 |
| 3/20 | Louisiana Tech (Ruston) | L | 65 | 66 |

## 1998-99 COMMODORES

**13-14 OVERALL (.481)**
**6-8 (.428) SEC/T-8TH**
**H: 9-5; A: 4-8; N: 0-1**
**COACH: JIM FOSTER**

### ROSTER

| No. | Name | Pos. | Ht. | Year | Hometown |
|---|---|---|---|---|---|
| 05 | Paige Redman | G | 5-10 | Sr. | Cleveland, Tenn. |
| 12 | Chavonne Hammond | G/F | 6-0 | Jr. | Crofton, Md. |
| 13 | Zuzana Klimesova | F | 6-2 | Fr. | Prague, Czech Republic |
| 20 | Leigh Strahinic | C/F | 6-5 | R-Fr. | Danville, Ky. |
| 22 | Nettie Respondek | G | 5-10 | Sr. | Rosenberg, Texas |
| 24 | Ashley Smith | PG | 5-5 | So. | Oregon City, Ore. |
| 25 | Beth Ostendorf | G/F | 6-1 | R-Jr. | Pickerington, Ohio |
| 31 | Cion Washington | G/F | 6-0 | Jr. | Columbia, S.C. |
| 32 | Jennifer Holmes | F | 6-2 | Jr. | Severna Park, Md. |
| 33 | Jillian Danker | G/F | 6-1 | Fr. | Wilbraham, Mass. |
| 35 | Katie Janky | F/C | 6-4 | Sr. | Centerville, Ohio |
| 50 | Candice Storey | C/F | 6-3 | R-So. | Madison, Ala. |

### SEASON STATISTICS

| Name | PPG | RPG | APG | FG Pct. | FT Pct. |
|---|---|---|---|---|---|
| Jennifer Holmes | 10.7 | 8.9 | 0.6 | .533 | .461 |
| Zuzana Klimesova | 10.0 | 6.3 | 0.8 | .493 | .625 |
| Katie Janky | 9.5 | 3.9 | 1.0 | .505 | .817 |
| Beth Ostendorf | 7.9 | 2.6 | 1.2 | .407 | .793 |
| Ashley Smith | 7.8 | 2.7 | 5.4 | .298 | .738 |
| Nettie Respondek | 5.8 | 2.3 | 2.0 | .374 | .769 |
| Paige Redman | 5.4 | 1.7 | 1.8 | .333 | .625 |
| Chavonne Hammond | 4.9 | 3.2 | 0.9 | .474 | .453 |
| Jillian Danker | 4.4 | 2.4 | 1.1 | .396 | .588 |
| Candice Storey | 2.6 | 1.2 | 0.0 | .436 | .469 |
| Cion Washington | 2.3 | 0.9 | 0.1 | .438 | .667 |
| Leigh Strahinic | 0.5 | 0.8 | 0.1 | .091 | .500 |

### SEASON RESULTS

| Date | Opponent | W/L | VU | Opp |
|---|---|---|---|---|
| 11/13 | Michigan | W | 57 | 45 |
| 11/15 | Western Michigan | W | 85 | 67 |
| 11/23 | Duke | L | 71 | 79 |
| 11/29 | Hampton | W | 116 | 46 |
| 12/2 | at Oklahoma State | L | 54 | 67 |
| 12/6 | at Mississippi State | L | 66 | 71 |
| 12/13 | UC-Santa Barbara | L | 81 | 84 |
| 12/19 | at Indiana | L | 61 | 84 |
| 12/22 | at George Washington | W2ot | 80 | 72 |
| First American Classic (Nashville, Tenn.) | | | | |
| 12/27 | San Francisco | W | 96 | 62 |
| 12/28 | Butler | W | 78 | 64 |
| 12/31 | Western Kentucky | Lot | 86 | 90 |
| 1/3 | *Ole Miss | W | 77 | 58 |
| 1/7 | *at Kentucky | L | 69 | 70 |
| 1/10 | *at Auburn | L | 55 | 64 |
| 1/14 | *South Carolina | W | 81 | 54 |
| 1/17 | *Arkansas | W | 73 | 57 |
| 1/19 | at Dayton | W | 59 | 50 |
| 1/21 | *LSU | L | 54 | 69 |
| 1/28 | *at South Carolina | W | 76 | 63 |
| 1/31 | *at Florida | L | 69 | 78 |
| 2/4 | *Mississippi State | W | 63 | 43 |
| 2/7 | *Tennessee | L | 60 | 66 |
| 2/14 | *at Georgia | W | 66 | 57 |
| 2/18 | *at Tennessee | L | 53 | 89 |
| 2/21 | *at Alabama | L | 59 | 102 |
| SEC Tournament (Chattanooga, Tenn.) | | | | |
| 2/25 | Florida | L | 61 | 64 |

## 1997-98 COMMODORES

**20-9 OVERALL (.689),**
**9-5 (.642) SEC/4TH**
**H: 12-2; A: 6-5; N: 2-2**
**COACH: JIM FOSTER**

### ROSTER

| No. | Name | Pos. | Ht. | Year | Hometown |
|---|---|---|---|---|---|
| 04 | Na'Sheema Hillmon | F/C | 6-2 | Sr. | Cleveland, Ohio |
| 05 | Paige Redman | G | 5-10 | Jr. | Cleveland, Tenn. |
| 12 | Chavonne Hammond | G/F | 6-0 | So. | Crofton, Md. |
| 20 | *Leigh Strahinic | C/F | 6-5 | Fr. | Danville, Ky. |
| 21 | Dana Winbush | G | 5-9 | Sr. | Nashville, Tenn. |
| 22 | Nettie Respondek | G | 5-10 | Jr. | Rosenberg, Texas |
| 23 | Lisa Ostrom | G/F | 6-2 | Sr. | Gaithersburg, Md. |
| 24 | Ashley Smith | PG | 5-5 | Fr. | Oregon City, Ore. |
| 25 | Beth Ostendorf | G/F | 6-1 | R-So. | Pickerington, Ohio |
| 31 | Cion Washington | G/F | 6-0 | So. | Columbia, S.C. |
| 32 | Jennifer Holmes | F | 6-2 | So. | Severna Park, Md. |
| 35 | Katie Janky | F/C | 6-4 | Jr. | Centerville, Ohio |
| 50 | Candice Storey | C/F | 6-3 | R-Fr. | Madison, Ala. |

* Redshirted

### SEASON STATISTICS

| Name | PPG | RPG | APG | FG Pct. | FT Pct. |
|---|---|---|---|---|---|
| Na'Sheema Hillmon | 13.0 | 5.7 | 0.9 | .497 | .564 |
| Lisa Ostrom | 11.4 | 6.7 | 1.7 | .500 | .724 |
| Katie Janky | 9.3 | 4.3 | 1.3 | .487 | .792 |
| Nettie Respondek | 9.2 | 3.4 | 2.5 | .418 | .652 |
| Paige Redman | 7.2 | 1.9 | 1.7 | .367 | .714 |
| Beth Ostendorf | 6.4 | 1.8 | 0.3 | .464 | .826 |
| Ashley Smith | 5.3 | 3.1 | 6.6 | .346 | .700 |
| Jennifer Holmes | 4.9 | 4.9 | 0.4 | .448 | .527 |
| Candice Storey | 2.9 | 1.3 | 0.1 | .535 | .606 |
| Chavonne Hammond | 2.5 | 2.4 | 1.1 | .367 | .393 |
| Cion Washington | 1.4 | 1.2 | 0.1 | .321 | .737 |
| Leigh Strahinic | 0.0 | 0.0 | 0.0 | .000 | .000 |

### SEASON RESULTS

| Date | Opponent | W/L | VU | Opp |
|---|---|---|---|---|
| 11/14 | Davidson | W | 65 | 63 |
| 11/18 | at Texas A&M | W | 78 | 59 |
| 11/23 | James Madison | W | 59 | 42 |
| 11/30 | North Texas | W | 91 | 51 |
| 12/3 | Michigan State | W | 63 | 51 |
| 12/6 | at Washington | L | 71 | 82 |
| 12/14 | *Mississippi State | W | 78 | 47 |
| 12/21 | Iowa (Orlando) | W | 60 | 54 |
| 12/28 | Villanova (MCI/First Am) | W | 74 | 42 |
| 12/29 | Murray State (MCI/First Am) | W | 83 | 38 |
| 12/31 | at Cleveland State | W | 91 | 72 |
| 1/3 | *at Ole Miss | W | 66 | 56 |
| 1/7 | *Kentucky | W | 64 | 54 |
| 1/11 | *Auburn | W | 62 | 51 |
| 1/14 | *at South Carolina | L | 66 | 70 |
| 1/18 | *at Arkansas | Wot | 85 | 80 |
| 1/25 | *at Tennessee | L | 54 | 86 |
| 1/28 | *South Carolina | W | 66 | 53 |
| 2/1 | *Florida | L | 46 | 62 |
| 2/5 | *at Mississippi State | W | 73 | 66 |
| 2/7 | *at LSU | L | 46 | 57 |
| 2/1 | at Southern Illinois | W | 65 | 53 |
| 2/13 | *Georgia | W | 68 | 65 |
| 2/16 | *Tennessee | L | 60 | 91 |
| 2/19 | at DePaul | L | 67 | 89 |
| 2/22 | *Alabama | W | 81 | 79 |
| SEC Tournament (Chattanooga, Tenn.) | | | | |
| 2/27 | Ole Miss | W | 76 | 64 |
| 2/28 | Tennessee | L | 45 | 106 |
| NCAA Mideast First Round (Champaign, Ill.) | | | | |
| 3/14 | UC-Santa Barbara | L-ot | 71 | 76 |

# YEARLY RESULTS

## 1996-97 COMMODORES

**20-11 OVERALL (.645)**
**6-6 (.428) SEC/6TH**
**H: 13-1; A: 4-7; N: 3-3**
**COACH: JIM FOSTER**

### ROSTER

| No. | Name | Pos. | Ht. | Year | Hometown |
|---|---|---|---|---|---|
| 04 | Na'Sheema Hillmon | F/C | 6-2 | Jr. | Cleveland, Ohio |
| 05 | Paige Redman | G | 5-10 | So. | Cleveland, Tenn. |
| 12 | Michelle Palmisano | G | 5-9 | Sr. | Ventura, Calif. |
| 23 | Lisa Ostrom | G/F | 6-2 | Jr. | Gaithersburg, Md. |
| 24 | Chavonne Hammond | G/F | 6-0 | Fr. | Crofton, Md. |
| 25 | *Beth Ostendorf | G/F | 6-1 | So. | Pickerington, Ohio |
| 31 | Cion Washington | G/F | 6-0 | Fr. | Columbia, S.C. |
| 32 | Jennifer Holmes | F | 6-2 | Fr. | Severna Park, Md. |
| 33 | Nettie Respondek | G | 5-10 | So. | Rosenberg, Texas |
| 35 | Katie Janky | F/C | 6-4 | So. | Centerville, Ohio |
| 42 | Angela Gorsica | C | 6-7 | Sr. | Waynesboro, Va. |
| 43 | Danielle Louis | G | 5-9 | Jr. | Piscataway, N.J. |
| 50 | *Candice Storey | C/F | 6-3 | Fr. | Madison, Ala. |

* Redshirted

### SEASON STATISTICS

| Name | PPG | RPG | APG | FG Pct. | FT Pct. |
|---|---|---|---|---|---|
| Michelle Palmisano | 12.2 | 4.2 | 1.8 | .403 | .658 |
| Na'Sheema Hillmon | 11.5 | 8.2 | 1.2 | .479 | .506 |
| Lisa Ostrom | 10.4 | 4.9 | 0.9 | .495 | .656 |
| Paige Redman | 9.2 | 2.8 | 4.0 | .376 | .587 |
| Nettie Respondek | 7.6 | 3.6 | 4.1 | .363 | .722 |
| Angela Gorsica | 6.6 | 6.1 | 1.1 | .398 | .725 |
| Katie Janky | 5.7 | 2.9 | 0.2 | .397 | .698 |
| Jennifer Holmes | 2.8 | 4.1 | 0.3 | .451 | .304 |
| Chavonne Hammond | 2.8 | 1.6 | 0.6 | .405 | .552 |
| Candice Storey | 2.3 | 2.7 | 0.0 | .500 | .600 |
| Danielle Louis | 1.8 | 1.4 | 1.1 | .392 | .462 |
| Cion Washington | 1.8 | 1.2 | 0.2 | .382 | .682 |

### SEASON RESULTS

| Date | Opponent | W/L | VU | Opp |
|---|---|---|---|---|
| 11/24 | Louisville (Reebok-Boston) | W | 63 | 60 |
| 11/26 | at Towson State | W | 77 | 45 |
| 12/1 | at Virginia | L | 49 | 65 |
| 12/7 | at Richmond (Richmond) | W | 88 | 67 |
| 12/8 | Old Dominion (Richmond) | L | 59 | 70 |
| 12/10 | Howard | W | 87 | 47 |
| 12/15 | Cleveland State | W | 91 | 51 |
| 12/28 | Oklahoma State (MCI/1st Am) | W | 61 | 55 |
| 12/29 | Texas (MCI/1st Am) | W | 67 | 65 |
| 1/1 | Northwestern | W | 73 | 54 |
| 1/3 | Holy Cross | W | 80 | 50 |
| 1/5 | *South Carolina | W | 70 | 33 |
| 1/8 | *at Kentucky | W | 65 | 54 |
| 1/12 | *Arkansas | W | 77 | 68 |
| 1/15 | at Michigan State | L | 51 | 82 |
| 1/19 | *Tennessee | L-ot | 79 | 92 |
| 1/22 | *Ole Miss | W | 74 | 47 |
| 1/25 | *at Florida | L | 56 | 70 |
| 1/29 | *at Auburn | L | 60 | 61 |
| 2/2 | *Mississippi State | W | 99 | 60 |
| 2/4 | Southern Illinois | W | 77 | 47 |
| 2/8 | *LSU | W | 77 | 58 |
| 2/14 | *at Georgia | L | 45 | 71 |
| 2/17 | *at Tennessee | L | 59 | 64 |
| 2/19 | DePaul | W | 86 | 60 |
| 2/23 | *at Alabama | L | 60 | 70 |
| SEC Tournament (Chattanooga, Tenn.) | | | | |
| 2/28 | Mississippi State | W | 70 | 42 |
| 2/29 | Florida | L | 54 | 68 |
| NCAA West 1st & 2nd Rounds (Lawrence, Kansas) | | | | |
| 3/15 | Washington | W | 74 | 62 |
| 3/17 | Kansas | W | 51 | 44 |
| NCAA West Regional (Missoula, Montana) | | | | |
| 3/22 | Georgia | L | 52 | 66 |

## 1995-96 COMMODORES

**23-8 OVERALL (.741)**
**7-4 (.636) SEC/3RD**
**H: 13-2; A: 7-4; N: 3-2**
**COACH: JIM FOSTER**

### ROSTER

| No. | Name | Pos. | Ht. | Year | Hometown |
|---|---|---|---|---|---|
| 04 | Na'Sheema Hillmon | F/C | 6-2 | So. | Cleveland, Ohio |
| 05 | Paige Redman | G | 5-10 | Fr. | Cleveland, Tenn. |
| 12 | Michelle Palmisano | G | 5-9 | Jr. | Ventura, Calif. |
| 20 | Mara Cunningham | C | 6-4 | Sr. | Fairfax, Va. |
| 22 | Ginger Jared | G | 5-8 | Sr. | Sparta, Tenn. |
| 23 | Lisa Ostrom | G/F | 6-2 | So. | Gaithersburg, Md. |
| 25 | Beth Ostendorf | G/F | 6-1 | Fr. | Pickerington, Ohio |
| 33 | Nettie Respondek | G | 5-10 | R-Fr. | Rosenberg, Texas |
| 35 | Katie Janky | F/C | 6-4 | Fr. | Centerville, Ohio |
| 42 | Angela Gorsica | C | 6-7 | Jr. | Waynesboro, Va. |
| 43 | Danielle Louis | G | 5-9 | So. | Piscataway, N.J. |
| 55 | Sheri Sam | F | 6-1 | Sr. | Duson, La. |

### SEASON STATISTICS

| Name | PPG | RPG | APG | FG Pct. | FT Pct. |
|---|---|---|---|---|---|
| Sheri Sam | 20.4 | 7.2 | 3.5 | .571 | .755 |
| Mara Cunningham | 11.2 | 6.5 | 1.5 | .526 | .750 |
| Na'Sheema Hillmon | 7.5 | 6.3 | 0.8 | .427 | .613 |
| Michelle Palmisano | 6.4 | 2.5 | 1.2 | .427 | .788 |
| Ginger Jared | 6.1 | 2.5 | 4.4 | .360 | .881 |
| Paige Redman | 5.6 | 1.4 | 2.6 | .405 | .829 |
| Angela Gorsica | 5.0 | 4.4 | 0.6 | .400 | .674 |
| Nettie Respondek | 4.8 | 1.8 | 2.3 | .424 | .517 |
| Lisa Ostrom | 4.7 | 2.8 | 0.9 | .393 | .723 |
| Beth Ostendorf | 4.1 | 2.2 | 1.1 | .517 | .576 |
| Katie Janky | 3.7 | 2.6 | 0.5 | .451 | .653 |
| Danielle Louis | 0.9 | 0.7 | 0.1 | .409 | .429 |

### SEASON RESULTS

| Date | Opponent | W/L | VU | Opp |
|---|---|---|---|---|
| 11/26 | UCLA (Reebok-Boston) | W | 70 | 64 |
| 11/27 | at Manhattan | W | 85 | 64 |
| 12/6 | at James Madison | W | 76 | 61 |
| 12/9 | Virginia | W | 72 | 65 |
| 12/12 | at Southern Illinois | W | 76 | 43 |
| 12/16 | Winthrop | W | 90 | 39 |
| 12/20 | at Texas | W | 61 | 57 |
| 12/28 | Wingate (MCI/First Am) | W | 111 | 40 |
| 12/29 | Rutgers (MCI/First Am) | W | 79 | 53 |
| 1/3 | Eastern Kentucky | W | 97 | 55 |
| 1/6 | Purdue | W-ot | 80 | 77 |
| 1/8 | *at South Carolina | W | 80 | 69 |
| 1/11 | *Kentucky | W | 58 | 53 |
| 1/14 | *at Arkansas | W | 65 | 60 |
| 1/19 | *at Tennessee | L | 82 | 85 |
| 1/24 | *at Mississippi | L | 53 | 72 |
| 1/28 | *Florida | W | 74 | 60 |
| 1/30 | at DePaul | L | 61 | 76 |
| 2/2 | *at Mississippi State | L | 64 | 67 |
| 2/4 | NC State (Charlotte) | W | 93 | 61 |
| 2/6 | *Auburn | L | 66 | 71 |
| 2/10 | *at Louisiana State | W | 78 | 56 |
| 2/16 | *Georgia | W | 71 | 66 |
| 2/19 | *Alabama | W | 73 | 59 |
| 2/23 | Texas A&M | W | 97 | 78 |
| 2/25 | Tennessee | L | 71 | 79 |
| SEC Tournament (Chattanooga, Tenn.) | | | | |
| 3/2 | Florida | L | 78 | 83 |
| NCAA Mideast 1st & 2nd Round (Nashville, Tenn.) | | | | |
| 3/15 | Harvard | W | 100 | 83 |
| 3/17 | Wisconsin | W | 96 | 82 |
| NCAA Mideast Region (Rosemont, Ill.) | | | | |
| 3/23 | Iowa | W | 74 | 63 |
| 3/25 | Connecticut | L | 57 | 67 |

## 1994-95 COMMODORES

**28-7 OVERALL (.800)**
**8-3 (.727) SEC/2ND**
**H: 16-1; A: 9-5; N: 3-1**
**COACH: JIM FOSTER**

### ROSTER

| No. | Name | Pos. | Ht. | Year | Hometown |
|---|---|---|---|---|---|
| 04 | Na'Sheema Hillmon | F | 6-2 | Fr. | Cleveland, Ohio |
| 11 | Rhonda Blades | G | 5-7 | Sr. | Springfield, Mo. |
| 12 | Michelle Palmisano | G | 5-9 | So. | Ventura, Calif. |
| 15 | Jennifer Cox | F | 6-5 | R-Fr. | Greer, S.C. |
| 20 | Mara Cunningham | C | 6-4 | R-Jr. | Fairfax, Va. |
| 22 | Ginger Jared | G | 5-8 | Jr. | Sparta, Tenn. |
| 23 | Lisa Ostrom | G/F | 6-2 | Fr. | Gaithersburg, Md. |
| 33 | *Nettie Respondek | G | 5-10 | Fr. | Rosenberg, Texas |
| 42 | Angela Gorsica | C | 6-7 | So. | Waynesboro, Va. |
| 44 | Kelly Dougherty | F | 6-0 | Sr. | Leavenworth, Kan. |
| 55 | Sheri Sam | F | 6-1 | Jr. | Duson, La. |

* Played in two games before receiving a medical redshirt

### SEASON STATISTICS

| Name | PPG | RPG | APG | FG Pct. | FT Pct. |
|---|---|---|---|---|---|
| Sheri Sam | 15.5 | 8.3 | 3.6 | .537 | .746 |
| Na'Sheema Hillmon | 9.7 | 6.7 | 0.8 | .527 | .484 |
| Michelle Palmisano | 9.5 | 3.8 | 2.0 | .415 | .761 |
| Angela Gorsica | 9.0 | 5.3 | 1.5 | .490 | .653 |
| Mara Cunningham | 8.3 | 4.8 | 1.5 | .507 | .682 |
| Rhonda Blades | 8.2 | 3.6 | 4.2 | .400 | .617 |
| Kelly Dougherty | 7.9 | 3.6 | 0.6 | .485 | .802 |
| Lisa Ostrom | 7.1 | 3.9 | 1.3 | .500 | .742 |
| Nettie Respondek | 5.5 | 3.0 | 1.5 | .556 | 1.000 |
| Ginger Jared | 4.9 | 1.9 | 3.4 | .416 | .909 |
| Jennifer Cox | 2.6 | 0.7 | 0.2 | .467 | .750 |

### SEASON RESULTS

| Date | Opponent | W/L | VU | Opp |
|---|---|---|---|---|
| Preseason WNIT | | | | |
| 11/15 | Fla. International (Nashville) | W | 80 | 63 |
| 11/17 | at Montana | W | 69 | 65 |
| 11/20 | at Texas Tech | L-ot | 81 | 86 |
| 11/25 | at Purdue | W | 72 | 52 |
| 11/27 | Southern Illinois | W | 94 | 54 |
| 11/29 | at Penn State | L | 65 | 86 |
| 12/2 | Massachusetts (MCI/1st Am) | W | 98 | 54 |
| 12/3 | Tennessee State | W | 84 | 40 |
| 12/7 | at Southwest Missouri | W | 72 | 37 |
| 12/10 | Manhattan | W | 101 | 52 |
| 12/18 | *at Auburn | W | 54 | 34 |
| 12/21 | at Oregon | W | 82 | 54 |
| 12/22 | at Oregon State | W | 78 | 57 |
| 12/29 | Arizona | W | 79 | 39 |
| 12/31 | *Tennessee | L | 70 | 72 |
| 1/3 | *Mississippi | W | 91 | 54 |
| 1/8 | *at Alabama | L | 63 | 71 |
| 1/15 | *at Georgia | W | 65 | 52 |
| 1/22 | *Louisiana State | W | 85 | 33 |
| 1/26 | *at Kentucky | W | 82 | 53 |
| 1/29 | *Mississippi State | W | 107 | 60 |
| 1/31 | DePaul | W | 107 | 72 |
| 2/4 | *at Florida | W | 66 | 52 |
| 2/7 | George Washington | W | 87 | 52 |
| 2/12 | at Tennessee | L | 55 | 75 |
| 2/14 | Nicholls State | W | 100 | 40 |
| 2/19 | *at Arkansas | L-ot | 71 | 73 |
| 2/21 | Towson | W | 105 | 46 |
| 2/26 | *South Carolina | W | 98 | 58 |
| SEC Tournament (Chattanooga, Tenn.) | | | | |
| 3/4 | Mississippi | W | 64 | 57 |
| 3/5 | Georgia | W | 82 | 56 |
| 3/6 | Tennessee | W | 67 | 61 |
| NCAA Tournament (Nashville, Tenn.) | | | | |
| 3/17 | NIU | W | 90 | 44 |
| 3/19 | Memphis | W | 95 | 68 |
| NCAA Tournament (Ruston, La.) | | | | |
| 3/23 | Purdue | L | 66 | 67 |

# YEARLY RESULTS

## 1993-94 COMMODORES
### 25-8 OVERALL (.757)
### 9-2 (.818) SEC/2ND
### H: 14-2; A: 9-3; N: 2-3
### COACH: JIM FOSTER

### ROSTER

| No. | Name | Pos. | Ht. | Year | Hometown |
|---|---|---|---|---|---|
| 00 | Lesley Smith | C | 6-0 | Sr. | Livingston, Tenn. |
| 05 | Donna Harris | G | 5-8 | Sr. | Nashville, Tenn. |
| 11 | Rhonda Blades | G | 5-7 | Jr. | Springfield, Mo. |
| 12 | *Michelle Palmisano | G | 5-9 | So.-TR | Ventura, Calif. |
| 15 | ^Jennifer Cox | F | 6-5 | Fr. | Greer, S.C. |
| 20 | ^Mara Cunningham | C | 6-4 | Jr. | Fairfax, Va. |
| 22 | Ginger Jared | G | 5-8 | So. | Sparta, Tenn. |
| 32 | Julie Powell | G | 5-11 | Sr. | Woodbury, Tenn. |
| 33 | DeeAnn Bryan | F | 6-1 | R-Fr. | Dellrose, Tenn. |
| 34 | Heidi Gillingham | C | 6-10 | Sr. | Floresville, Texas |
| 42 | Angela Gorsica | C | 6-7 | Fr. | Waynesboro, Va. |
| 43 | Danielle Louis | G | 5-9 | Fr. | Piscataway, N.J. |
| 44 | Kelly Dougherty | F | 6-0 | Jr. | Leavenworth, Kan. |
| 55 | Sheri Sam | F | 6-1 | So. | Duson, La. |

* Sat out due to NCAA transfer rules
^ Played in two games before receiving a medical redshirt

### SEASON STATISTICS

| Name | PPG | RPG | APG | FG Pct. | FT Pct. |
|---|---|---|---|---|---|
| Heidi Gillingham | 15.2 | 6.1 | 0.6 | .563 | .565 |
| Rhonda Blades | 11.7 | 4.0 | 4.7 | .447 | .804 |
| Julie Powell | 11.0 | 3.1 | 2.5 | .496 | .636 |
| Kelly Dougherty | 9.6 | 4.8 | 0.8 | .522 | .759 |
| Ginger Jared | 9.2 | 2.6 | 5.5 | .448 | .828 |
| Sheri Sam | 9.2 | 6.2 | 1.9 | .521 | .680 |
| Donna Harris | 8.1 | 4.4 | 3.0 | .411 | .783 |
| Mara Cunningham | 6.0 | 4.5 | 2.5 | .600 | .000 |
| Angela Gorsica | 5.9 | 3.3 | 0.4 | .463 | .559 |
| Lesley Smith | 1.1 | 0.6 | 0.3 | .450 | .667 |
| Jennifer Cox | 1.0 | 0.5 | 0.5 | .500 | .000 |
| Danielle Louis | 0.8 | 1.0 | 0.5 | .286 | .467 |

### SEASON RESULTS

| Date | Opponent | W/L | VU | Opp |
|---|---|---|---|---|
| 11/20 | Texas Tech (Jackson, Tenn.) | L | 67 | 74 |
| 11/26 | Texas | W | 93 | 71 |
| 12/1 | at Ohio State | L | 80 | 82 |
| 12/4 | Pittsburgh (MCI/First Am) | W | 82 | 64 |
| 12/5 | Purdue (MCI/First Am) | W | 96 | 91 |
| 12/7 | Texas Southern | W | 103 | 44 |
| 12/11 | Bowling Green | W | 92 | 70 |
| 12/17 | Auburn | W | 75 | 58 |
| 12/20 | at George Washington | W | 60 | 58 |
| 12/30 | at Harvard | W | 107 | 68 |
| 1/2 | at Massachusetts | W | 77 | 50 |
| 1/7 | Evansville | W | 121 | 64 |
| 1/9 | Alabama | W | 77 | 73 |
| 1/12 | Kentucky | W | 83 | 56 |
| 1/16 | Georgia | W | 80 | 50 |
| 1/19 | at Mississippi | L | 59 | 80 |
| 1/22 | at Louisiana State | W | 87 | 63 |
| 1/27 | Penn State | L | 51 | 66 |
| 1/29 | at Mississippi State | W | 88 | 77 |
| 1/31 | Tennessee | L | 82 | 84 |
| 2/2 | at Southern Illinois | W | 91 | 57 |
| 2/6 | Florida | W | 82 | 65 |
| 2/13 | at Tennessee | L | 57 | 79 |
| 2/17 | at Western Kentucky | W | 71 | 58 |
| 2/20 | Arkansas | W | 67 | 58 |
| 2/24 | at DePaul | W | 68 | 42 |
| 2/26 | at South Carolina | W | 71 | 56 |
| 3/5 | Kentucky (SEC-Chatt.) | W | 72 | 67 |
| 3/6 | Florida (SEC-Chatt.) | W | 94 | 72 |
| 3/7 | Tennessee (SEC-Chatt.) | L | 57 | 82 |
| NCAA East 1st & 2nd Round (Nashville, Tenn.) | | | | |
| 3/16 | Grambling State | W | 95 | 85 |
| 3/19 | Minnesota | W | 98 | 72 |
| 3/24 | North Carolina (NCAA-Rutgers) | L | 69 | 73 |

## 1992-93 COMMODORES
### 30-3 OVERALL (.909)
### 9-2 (.818) SEC/2ND
### H: 15-1; A: 9-1; N: 6-1
### COACH: JIM FOSTER

### ROSTER

| No. | Name | Pos. | Ht. | Year | Hometown |
|---|---|---|---|---|---|
| 00 | Lesley Smith | C | 6-0 | Jr. | Livingston, Tenn. |
| 11 | Rhonda Blades | G | 5-7 | So. | Springfield, Mo. |
| 14 | Misty Lamb | F | 6-2 | Sr. | Shelbyville, Tenn. |
| 15 | Renee Allen | G | 5-10 | Sr. | Cincinnati, Ohio |
| 20 | Mara Cunningham | C | 6-4 | So. | Fairfax, Va. |
| 21 | Shelley Jarrard | F | 6-1 | Sr. | Gore, Okla. |
| 22 | Ginger Jared | G | 5-8 | Fr. | Sparta, Tenn. |
| 31 | Lisa King | F | 6-1 | Sr. | San Antonio, Texas |
| 32 | Julie Powell | G | 5-11 | Jr. | Woodbury, Tenn. |
| 33 | ^DeeAnn Bryan | F | 6-1 | Fr. | Dellrose, Tenn. |
| 34 | Heidi Gillingham | C | 6-10 | Jr. | Floresville, Texas |
| 44 | *Kelly Dougherty | F | 6-0 | Jr.-TR | Leavenworth, Kan. |
| 55 | Sheri Sam | F | 6-1 | Fr. | Duson, La. |

^ Received a medical redshirt
* Sat out due to NCAA Transfer rules

### SEASON STATISTICS

| Name | PPG | RPG | APG | FG Pct. | FT Pct. |
|---|---|---|---|---|---|
| Heidi Gillingham | 14.6 | 7.3 | 0.9 | .625 | .604 |
| Julie Powell | 12.4 | 3.6 | 2.6 | .516 | .867 |
| Shelley Jarrard | 11.3 | 4.5 | 3.1 | .409 | .500 |
| Misty Lamb | 10.2 | 6.2 | 1.5 | .480 | .700 |
| Rhonda Blades | 7.5 | 3.1 | 4.7 | .423 | .766 |
| Mara Cunningham | 7.3 | 2.4 | 0.5 | .587 | .800 |
| Lisa King | 5.3 | 2.8 | 0.9 | .437 | .857 |
| Sheri Sam | 3.2 | 2.1 | 0.4 | .525 | .481 |
| Ginger Jared | 2.9 | 1.0 | 2.2 | .423 | .679 |
| Renee Allen | 1.0 | 0.8 | 1.0 | .325 | .500 |

### SEASON RESULTS

| Date | Opponent | W/L | VU | Opp |
|---|---|---|---|---|
| 12/1 | at Arizona | W | 73 | 63 |
| 12/4 | Southwest Mo. (O'Charleys) | W | 72 | 59 |
| 12/6 | Oregon (O'Charleys) | W | 72 | 68 |
| 12/10 | Bowling Green | W | 69 | 66 |
| 12/13 | *at Alabama | W | 87 | 70 |
| 12/15 | Dartmouth | W | 90 | 52 |
| 12/21 | at Texas | W | 78 | 73 |
| 12/29 | Connecticut (Hilton Head) | W | 57 | 37 |
| 12/30 | Virginia (Hilton Head) | W | 66 | 62 |
| 1/2 | *at Georgia | W | 90 | 66 |
| 1/5 | Memphis State (Belmont) | W | 91 | 57 |
| 1/7 | Ohio State | W | 70 | 67 |
| 1/10 | *Louisiana State | W | 87 | 61 |
| 1/14 | Oral Roberts | W | 124 | 58 |
| 1/17 | *Mississippi State | W | 108 | 44 |
| 1/19 | Southern Illinois | W | 85 | 55 |
| 1/24 | *at Florida | W | 69 | 63 |
| 1/30 | *Tennessee | L | 68 | 73 |
| 2/4 | Western Kentucky | W | 62 | 59 |
| 2/6 | *at Arkansas | W | 80 | 59 |
| 2/9 | DePaul | W | 71 | 64 |
| 2/13 | *South Carolina | W | 58 | 48 |
| 2/16 | at Penn State | W | 66 | 57 |
| 2/21 | *at Auburn | L | 53 | 55 |
| 2/23 | *at Kentucky | W | 65 | 52 |
| 2/28 | Mississippi | W | 77 | 62 |
| 3/6 | Kentucky (SEC-Chatt.) | W | 68 | 61 |
| 3/7 | Mississippi (SEC-Chatt.) | W | 79 | 54 |
| 3/8 | Georgia (SEC-Chatt.) | W | 76 | 64 |
| 3/20 | Cal-Berkeley (NCAA-Belmont) | W | 82 | 63 |
| NCAA Midwest Regional (Nacogdoches, Texas) | | | | |
| 3/25 | Stephen F. Austin | W | 59 | 56 |
| 3/27 | Louisiana Tech | W | 58 | 53 |
| 4/3 | Texas Tech (Final Four-ATL) | L | 46 | 60 |

## 1991-92 COMMODORES
### 22-9 OVERALL (.709)
### 6-5 (.545) SEC/4TH
### H: 13-2; A: 5-6; N: 4-1
### COACH: JIM FOSTER

### ROSTER

| No. | Name | Pos. | Ht. | Year | Hometown |
|---|---|---|---|---|---|
| 00 | Lesley Smith | G | 6-0 | So. | Livingston, Tenn. |
| 04 | Jade Huntington | G | 5-5 | Sr. | Bradford, Vt. |
| 11 | Rhonda Blades | G | 5-7 | Fr. | Springfield, Mo. |
| 12 | Michelle Kennedy | G | 5-6 | Sr. | Hawesville, Ky. |
| 13 | Sarah Mannes | F | 6-0 | Sr. | Yankton, S.D. |
| 14 | Misty Lamb | F | 6-2 | Jr. | Shelbyville, Tenn. |
| 15 | Renee Allen | G | 5-10 | Jr. | Cincinnati, Ohio |
| 20 | Mara Cunningham | C | 6-4 | Fr. | Fairfax, Va. |
| 21 | Shelley Jarrard | F | 6-1 | Jr. | Gore, Okla. |
| 24 | Christine Dunn | G | 5-9 | Sr. | Salt Rock, W.Va. |
| 30 | Lori King | F | 6-1 | Jr. | San Antonio, Texas |
| 31 | Lisa King | F | 6-1 | Jr. | San Antonio, Texas |
| 32 | Julie Powell | G | 5-11 | So. | Woodbury, Tenn. |
| 33 | Donna Harris | G | 5-6 | Jr. | Nashville, Tenn. |
| 34 | Heidi Gillingham | C | 6-10 | So. | Floresville, Texas |

### SEASON STATISTICS

| Name | PPG | RPG | APG | FG Pct. | FT Pct. |
|---|---|---|---|---|---|
| Donna Harris | 12.6 | 3.5 | 2.2 | .436 | .724 |
| Heidi Gillingham | 12.4 | 7.8 | 0.8 | .592 | .604 |
| Julie Powell | 10.9 | 4.0 | 2.4 | .471 | .702 |
| Shelley Jarrard | 9.7 | 3.5 | 1.7 | .463 | .714 |
| Mara Cunningham | 9.0 | 4.7 | 1.0 | .548 | .587 |
| Misty Lamb | 8.1 | 5.7 | 1.2 | .507 | .595 |
| Jade Huntington | 4.9 | 2.5 | 4.0 | .526 | .563 |
| Lisa King | 4.0 | 2.8 | 0.6 | .536 | .800 |
| Rhonda Blades | 3.0 | 1.5 | 1.4 | .480 | .816 |
| Christine Dunn | 2.1 | 0.6 | 0.3 | .522 | .875 |
| Renee Allen | 2.0 | 0.9 | 1.1 | .390 | .875 |
| Sarah Mannes | 1.5 | 1.2 | 0.4 | .361 | .643 |
| Lesley Smith | 1.0 | 0.9 | 0.3 | .286 | .500 |
| Michelle Kennedy | 0.4 | 0.1 | 0.1 | .250 | .600 |

### SEASON RESULTS

| Date | Opponent | W/L | VU | Opp |
|---|---|---|---|---|
| 11/22 | Alabama State (O'Charleys) | W | 88 | 42 |
| 11/23 | Clemson (O'Charleys) | W | 72 | 60 |
| 11/26 | Eastern Kentucky | W | 74 | 54 |
| 11/29 | vs. Virginia Tech (Coors-Boulder) | W | 78 | 63 |
| 11/30 | at Colorado (Coors-Boulder) | W | 79 | 69 |
| 12/3 | Texas-Arlington | W | 104 | 62 |
| 12/7 | at Memphis State | W | 75 | 50 |
| 12/10 | at Tennessee State | W | 79 | 42 |
| 12/15 | *Alabama | W | 94 | 51 |
| 12/21 | Eastern Illinois | W | 100 | 59 |
| 12/28 | vs. Iowa (Knoxville) | W | 95 | 65 |
| 12/31 | *at South Carolina | L | 65 | 72 |
| 1/4 | *Georgia | L | 60 | 61 |
| 1/7 | at Western Kentucky | L | 63 | 71 |
| 1/11 | *at Louisiana State | L | 69 | 76 |
| 1/18 | *at Mississippi State | W | 85 | 52 |
| 1/26 | *Florida | W | 89 | 82 |
| 1/30 | Middle Tennessee | W | 90 | 61 |
| 2/2 | *at Tennessee | L | 53 | 70 |
| 2/8 | Arkansas | W | 79 | 75 |
| 2/12 | *Kentucky | W | 93 | 67 |
| 2/15 | at Miami (Ohio) | W | 69 | 48 |
| 2/18 | Penn State | L | 60 | 72 |
| 2/23 | *Auburn | W | 81 | 67 |
| 2/27 | Tennessee Tech | W | 87 | 59 |
| 2/29 | *at Mississippi | L | 57 | 59 |
| SEC Tournament (Albany, Ga.) | | | | |
| 3/6 | South Carolina | W | 58 | 47 |
| 3/7 | Georgia | L | 57 | 58 |
| NCAA East Second Round (Nashville, Tenn.) | | | | |
| 3/21 | Connecticut | W | 75 | 47 |
| NCAA East Regional (Charlottesville, Va.) | | | | |
| 3/26 | Miami (Florida) | W | 77 | 67 |
| 3/28 | Virginia | L | 58 | 70 |

# YEARLY RESULTS

## 1990-91 COMMODORES

**19-12 OVERALL (.612)**
**4-5 (.444) SEC/5TH**
**H: 11-3; A: 7-7; N: 1-2**
**COACH: PHIL LEE**

### ROSTER

| No. | Name | Pos. | Ht. | Year | Hometown |
|---|---|---|---|---|---|
| 00 | Lesley Smith | G | 6-0 | Fr. | Livingston, Tenn. |
| 04 | Jade Huntington | G | 5-5 | Jr. | Bradford, Vt. |
| 12 | Michelle Kennedy | G | 5-6 | Jr. | Hawesville, Ky. |
| 14 | Misty Lamb | F | 6-2 | So. | Shelbyville, Tenn. |
| 15 | Renee Allen | G | 5-10 | So. | Cincinnati, Ohio |
| 21 | Shelley Jarrard | F | 6-1 | So. | Gore, Okla. |
| 24 | Christine Dunn | G | 5-9 | Jr. | Salt Rock, W.Va. |
| 30 | Lori King | F | 6-1 | So. | San Antonio, Texas |
| 31 | Lisa King | F | 6-1 | R-So. | San Antonio, Texas |
| 32 | Julie Powell | G | 5-11 | Fr. | Woodbury, Tenn. |
| 34 | Heidi Gillingham | C | 6-8 | Fr. | Floresville, Texas |
| 40 | Wendy Scholtens | C | 6-4 | Sr. | Ft. Smith, Ark. |
| 42 | Sarah Mannes | F | 6-0 | Jr. | Yankton, S.D. |
| 55 | Donna Harris | G | 5-6 | So. | Nashville, Tenn. |

### SEASON STATISTICS

| Name | PPG | RPG | APG | FG Pct. | FT Pct. |
|---|---|---|---|---|---|
| Wendy Scholtens | 21.4 | 10.7 | 2.7 | .555 | .872 |
| Julie Powell | 11.7 | 3.0 | 1.7 | .502 | .812 |
| Donna Harris | 11.6 | 3.5 | 3.5 | .415 | .832 |
| Misty Lamb | 8.1 | 5.1 | 1.9 | .498 | .539 |
| Heidi Gillingham | 7.4 | 6.0 | 0.7 | .559 | .549 |
| Jade Huntington | 6.0 | 2.4 | 4.9 | .352 | .721 |
| Shelley Jarrard | 4.6 | 3.0 | 1.3 | .486 | .604 |
| Sarah Mannes | 2.4 | 1.5 | 0.3 | .533 | .625 |
| Lisa King | 2.3 | 1.1 | 0.1 | .250 | .800 |
| Renee Allen | 1.9 | 1.3 | 0.7 | .308 | .500 |
| Lesley Smith | 1.9 | 1.4 | 0.8 | .343 | 1.000 |
| Lori King | 1.7 | 0.7 | 0.1 | .429 | .900 |
| Michelle Kennedy | 1.2 | 0.4 | 1.4 | .385 | .750 |
| Christine Dunn | 0.7 | 0.9 | 0.7 | .300 | .333 |

### SEASON RESULTS

| Date | Opponent | W/L | VU | Opp |
|---|---|---|---|---|
| 11/23 | Campbell (O'Charleys) | W | 89 | 53 |
| 11/24 | Butler (O'Charleys) | L | 88 | 91 |
| 11/28 | at Maine | W | 74 | 67 |
| 11/30 | Loyola M'mount (Lady Ute) | W | 81 | 75 |
| 12/1 | Utah (Lady Ute) | L | 78 | 86 |
| 12/6 | Tennessee | W | 80 | 66 |
| 12/8 | Miami University | W | 64 | 56 |
| 12/12 | Evansville | W | 80 | 64 |
| 12/13 | Tennessee State | W | 98 | 63 |
| 12/15 | Northwestern | L | 86 | 91 |
| 12/17 | Marshall | W | 67 | 36 |
| 12/31 | Austin Peay | W | 111 | 60 |
| 1/3 | at Northern Illinois | W | 79 | 65 |
| 1/6 | Mississippi State | W | 71 | 57 |
| 1/9 | at Florida | L | 68 | 74 |
| 1/12 | at Alabama | L | 63 | 73 |
| 1/16 | Western Kentucky | L | 78 | 80 |
| 1/20 | at Kentucky | L | 63 | 80 |
| 1/24 | at Georgia Southern | W | 80 | 75 |
| 1/26 | at Georgia | L | 53 | 57 |
| 1/31 | at Tennessee Tech | L | 66 | 73 |
| 2/3 | Louisiana State | W | 73 | 72 |
| 2/6 | at Middle Tennessee | W | 79 | 66 |
| 2/14 | at Lipscomb | W | 85 | 55 |
| 2/17 | at Auburn | L | 75 | 83 |
| 2/20 | at UT-Chattanooga | W | 79 | 57 |
| 2/24 | Mississippi | W | 69 | 46 |
| 3/2 | Tennessee (SEC-Albany, Ga.) | L | 60 | 62 |
| NCAA Mideast First Round (Nashville, Tenn.) | | | | |
| 3/13 | South Carolina | W | 73 | 64 |
| Second Round (West Lafayette, Ind.) | | | | |
| 3/17 | Purdue | W | 69 | 63 |
| Sweet 16-Knoxville, Tenn. | | | | |
| 3/21 | Auburn | L | 45 | 58 |

## 1989-90 COMMODORES

**23-11 OVERALL (.676)**
**5-4 (.555) SEC/5TH**
**H: 15-2; A: 4-6; N: 4-3**
**COACH: PHIL LEE**

### ROSTER

| No. | Name | Pos. | Ht. | Year | Hometown |
|---|---|---|---|---|---|
| 04 | Jade Huntington | G | 5-5 | So. | Bradford, Vt. |
| 10 | Misty Lamb | F | 6-2 | Fr. | Shelbyville, Tenn. |
| 11 | Kris Becker | G | 5-6 | Sr. | New Berlin, Wis. |
| 12 | Michelle Kennedy | G | 5-6 | So. | Hawesville, Ky. |
| 14 | Jeanie Carroll | G | 5-8 | Sr. | Clifton, Tenn. |
| 15 | Renee Allen | G | 5-10 | Fr. | Cincinnati, Ohio |
| 21 | Shelley Jarrard | F | 6-1 | Fr. | Gore, Okla. |
| 24 | Christine Dunn | G | 5-9 | So. | Salt Rock, W.Va. |
| 30 | Lori King | F | 6-1 | R-Fr | San Antonio, Texas |
| 31 | *Lisa King | F | 6-1 | So. | San Antonio, Texas |
| 40 | Wendy Scholtens | C | 6-4 | Jr. | Ft. Smith, Ark. |
| 42 | Sarah Mannes | F | 6-0 | So. | Yankton, S.D. |
| 44 | Renae Sallquist | F | 6-3 | Sr. | Brookings, S.D. |
| 55 | Donna Harris | G | 5-6 | Fr. | Nashville, Tenn. |

* Redshirted due to injury

### SEASON STATISTICS

| Name | PPG | RPG | APG | FG Pct. | FT Pct. |
|---|---|---|---|---|---|
| Wendy Scholtens | 25.2 | 11.4 | 2.9 | .589 | .894 |
| Misty Lamb | 12.3 | 6.5 | 1.5 | .562 | .707 |
| Donna Harris | 11.3 | 3.6 | 2.9 | .453 | .762 |
| Renae Sallquist | 9.2 | 5.6 | 2.3 | .469 | .702 |
| Kris Becker | 6.3 | 2.0 | 2.5 | .456 | .750 |
| Shelley Jarrard | 5.7 | 3.6 | 0.9 | .475 | .530 |
| Jade Huntington | 4.5 | 2.2 | 3.3 | .372 | .727 |
| Sarah Mannes | 3.2 | 1.3 | 0.4 | .532 | 727 |
| Christine Dunn | 2.8 | 0.8 | 0.6 | .500 | .667 |
| Renee Allen | 1.5 | 1.1 | 0.5 | .375 | .600 |
| Michelle Kennedy | 0.8 | 0.8 | 1.2 | .333 | .800 |
| Jeanie Carroll | 0.8 | 0.6 | 0.4 | .445 | .000 |

### SEASON RESULTS

| Date | Opponent | W/L | VU | Opp |
|---|---|---|---|---|
| 11/24 | Oregon State (Wahine, Hi.) | W | 63 | 50 |
| 11/25 | Virginia (Wahine, Hi.) | L | 74 | 76 |
| 11/26 | Kansas (Wahine, Hi.) | W | 70 | 64 |
| 11/30 | Evansville | W | 111 | 66 |
| 12/1 | Transylvania | W | 87 | 45 |
| 12/4 | Tennessee Tech | W | 62 | 50 |
| 12/5 | at Tennessee State | W | 87 | 70 |
| 12/9 | Wright State (Lady Herd) | W | 88 | 49 |
| 12/10 | Va. Commonwealth (Lady Herd) | W | 75 | 73 |
| 12/13 | Georgia Southern | W | 95 | 61 |
| 12/16 | Morehead State | W | 92 | 46 |
| 12/30 | Cal-Berkeley | L | 70 | 72 |
| 1/2 | at Northwestern | L | 64 | 81 |
| 1/4 | at Notre Dame | L | 63 | 77 |
| 1/7 | Kentucky | W | 79 | 70 |
| 1/9 | David Lipscomb | W | 95 | 68 |
| 1/13 | Georgia | W | 63 | 62 |
| 1/17 | at Western Kentucky | L | 73 | 75 |
| 1/20 | Auburn | L-2ot | 93 | 96 |
| 1/24 | Memphis State | W | 99 | 66 |
| 1/27 | at Mississippi State | W | 74 | 64 |
| 1/29 | Northern Illinois | W | 87 | 83 |
| 1/31 | at Austin Peay | W | 88 | 62 |
| 2/3 | Alabama | W | 98 | 74 |
| 2/7 | UT-Chattanooga | W | 94 | 46 |
| 2/10 | at Mississippi | L | 60 | 75 |
| 2/15 | Middle Tennessee | W | 88 | 70 |
| 2/17 | at Louisiana State | L | 69 | 71 |
| 2/22 | at Tennessee | L | 77 | 88 |
| 2/25 | Florida | W | 82 | 60 |
| 3/3 | Georgia (SEC-Albany, Ga.) | L | 72 | 79 |
| 3/14 | Rutgers (NCAA-Nashville) | W | 78 | 75 |
| 3/17 | Iowa (NCAA-Iowa City) | W | 61 | 56 |
| 3/22 | Auburn (NCAA-Iowa City) | L | 67 | 80 |

## 1988-89 COMMODORES

**21-8 OVERALL (.724)**
**5-4 (.555) SEC/4TH**
**H: 10-1; A: 9-6; N: 2-1**
**COACH: PHIL LEE**

### ROSTER

| No. | Name | Pos. | Ht. | Year | Hometown |
|---|---|---|---|---|---|
| 04 | Jade Huntington | G | 5-5 | Fr. | Bradford, Vt. |
| 05 | Jill Goldberg | G | 5-9 | Sr. | Raleigh, N.C. |
| 11 | Kris Becker | G | 5-6 | Jr. | New Berlin, Wis. |
| 12 | Michelle Kennedy | G | 5-6 | Fr. | Hawesville, Ky. |
| 14 | Jeanie Carroll | G | 5-8 | Jr. | Clifton, Tenn. |
| 22 | Deborah Denton | G | 5-8 | Sr. | Atlanta, Ga. |
| 24 | Christine Dunn | G | 5-9 | Fr. | Salt Rock, W.Va. |
| 30 | *Lori King | F | 6-1 | Fr. | San Antonio, Texas |
| 31 | Lisa King | F | 6-1 | Fr. | San Antonio, Texas |
| 32 | Nicole Marcelli | G | 5-8 | Sr. | Canton, Ohio |
| 33 | Nicole Hare | F | 5-10 | Sr. | Nashville, Tenn. |
| 40 | Wendy Scholtens | C | 6-4 | So. | Ft. Smith, Ark. |
| 42 | Sarah Mannes | F | 6-0 | Fr. | Yankton, S.D. |
| 44 | Renae Sallquist | F | 6-3 | Jr. | Brookings, S.D. |

* Redshirted due to injury after playing two games

### SEASON STATISTICS

| Name | PPG | RPG | APG | FG Pct. | FT Pct. |
|---|---|---|---|---|---|
| Wendy Scholtens | 22.3 | 10.9 | 2.5 | .570 | .876 |
| Deborah Denton | 14.3 | 2.6 | 4.8 | .437 | .729 |
| Lisa King | 11.4 | 6.0 | 1.1 | .461 | .756 |
| Rena Sallquist | 9.5 | 7.7 | 1.9 | .408 | .645 |
| Jill Goldberg | 9.0 | 2.8 | 2.1 | .536 | .850 |
| Sarah Mannes | 3.9 | 1.6 | 0.2 | .442 | .784 |
| Jade Huntington | 3.6 | 1.5 | 1.2 | .417 | .556 |
| Nicole Marcelli | 3.2 | 1.9 | 1.4 | .363 | .791 |
| Christine Dunn | 3.0 | 1.2 | 0.4 | .483 | .917 |
| Lori King | 2.0 | 2.0 | 0.0 | .250 | .500 |
| Kris Becker | 1.3 | 1.7 | 1.3 | .316 | .500 |
| Nicole Hare | 1.2 | 2.1 | 0.3 | .333 | .455 |
| Michelle Kennedy | 0.9 | 0.7 | 0.8 | .333 | .000 |
| Jeanie Carroll | 0.7 | .07 | 0.2 | .333 | .000 |

### SEASON RESULTS

| Date | Opponent | W/L | VU | Opp |
|---|---|---|---|---|
| 11/30 | Austin Peay | W | 97 | 30 |
| Harvard Invitational (Cambridge, Mass.) | | | | |
| 12/2 | Lafayette | W | 81 | 62 |
| 12/3 | Harvard | W | 94 | 67 |
| 12/6 | at Middle Tennessee | L | 73 | 81 |
| 12/10 | Western Kentucky | W | 100 | 89 |
| 12/13 | Tennessee State | W | 92 | 33 |
| 12/15 | East Carolina | W | 91 | 56 |
| Reebok Classic (Norfolk, Va.) | | | | |
| 12/29 | Michigan | W | 95 | 86 |
| 12/30 | Old Dominion | L | 76 | 85 |
| 1/3 | at Dayton | W | 71 | 57 |
| 1/4 | at Louisville | W | 76 | 68 |
| 1/6 | *at Kentucky | L | 68 | 74 |
| 1/8 | Notre Dame | W | 86 | 64 |
| 1/9 | at David Lipscomb | W | 86 | 64 |
| 1/11 | at Tennessee Tech | W | 79 | 64 |
| 1/14 | *at Georgia | L | 62 | 83 |
| 1/18 | Montevallo | W | 94 | 60 |
| 1/21 | *at Auburn | L | 69 | 87 |
| 1/26 | *Tennessee | L | 60 | 80 |
| 1/28 | *Mississippi State | W | 75 | 53 |
| 2/1 | at Evansville | W | 74 | 52 |
| 2/4 | *at Alabama | W | 91 | 79 |
| 2/7 | Belmont | W | 82 | 51 |
| 2/11 | *Mississippi | W | 63 | 62 |
| 2/19 | *Louisiana State | W | 79 | 66 |
| 2/22 | at Memphis State | W | 89 | 82 |
| 2/25 | *at Florida | W | 80 | 68 |
| SEC Tournament (Albany, Ga.) | | | | |
| 3/4 | Louisiana State | L | 73 | 79 |
| NCAA East First Round (Philadelphia, Penn.) | | | | |
| 3/15 | St. Joseph | L | 68 | 82 |

# YEARLY RESULTS

## 1987-88 COMMODORES

**18-10 OVERALL (.642)**
**4-5 (.444) SEC/7TH**
**H: 12-2; A: 5-7; N: 1-1**
**COACH: PHIL LEE**

### ROSTER

| No. | Name | Pos. | Ht. | Year | Hometown |
|---|---|---|---|---|---|
| 05 | Jill Goldberg | G | 5-9 | Jr. | Raleigh, N.C. |
| 11 | Kris Becker | G | 5-6 | So. | New Berlin, Wis. |
| 14 | Jeanie Carroll | G | 5-8 | So. | Clifton, Tenn. |
| 20 | Carolyn Peck | C | 6-4 | Sr. | Jefferson City, Tenn. |
| 22 | Deborah Denton | G | 5-8 | Jr. | Atlanta, Ga. |
| 24 | Barbara Bolden | F | 6-2 | Fr. | Shreveport, La. |
| 32 | Nicole Marcelli | G | 5-8 | Jr. | Canton, Ohio |
| 33 | Nicole Hare | F | 5-10 | Jr. | Nashville, Tenn. |
| 34 | Patsy Smith | F | 5-11 | Sr. | Shelbyville, Tenn. |
| 40 | Wendy Scholtens | C | 6-4 | Fr. | Ft. Smith, Ark. |
| 42 | Libby Kimery | F | 5-8 | Sr. | Nashville, Tenn. |
| 44 | Renae Sallquist | F | 6-3 | So. | Volga, S.D. |
| 51 | Andrea Kyser | C | 6-1 | So. | Warren, Ohio |

### SEASON STATISTICS

| Name | PPG | RPG | APG | FG Pct. | FT Pct. |
|---|---|---|---|---|---|
| Wendy Scholtens | 15.4 | 8.4 | 1.6 | .617 | .786 |
| Deborah Denton | 14.2 | 3.0 | 4.1 | .462 | .747 |
| Carolyn Peck | 12.5 | 6.4 | 1.1 | .506 | .784 |
| Patsy Smith | 10.3 | 6.0 | 1.7 | .415 | .667 |
| Barbara Bolden | 6.9 | 5.0 | 0.7 | .418 | .647 |
| Jill Goldberg | 5.8 | 3.3 | 1.7 | .429 | .920 |
| Renae Sallquist | 4.1 | 3.3 | 1.0 | .374 | .586 |
| Nicole Marcelli | 3.1 | 1.8 | 0.9 | .408 | .692 |
| Kris Becker | 2.0 | 1.3 | 1.0 | .385 | .733 |
| Andrea Kyser | 1.8 | 1.6 | 0.3 | .423 | .444 |
| Libby Kimery | 1.3 | 0.6 | 0.2 | .278 | .500 |
| Nicole Hare | 0.8 | 1.4 | 0.1 | .429 | .333 |
| Jeanie Carroll | 0.6 | 0.4 | 0.0 | .200 | 1.000 |

### SEASON RESULTS

| Date | Opponent | W/L | VU | Opp |
|---|---|---|---|---|
| 11/27 | at Illinois State | W | 63 | 57 |
| 11/29 | at Illinois | L | 68 | 73 |
| 12/1 | Lipscomb | W | 79 | 49 |
| East Carolina Tournament (Greenville, NC) | | | | |
| 12/4 | Georgia Southwest | W | 74 | 38 |
| 12/5 | East Carolina | W | 66 | 56 |
| 12/8 | at Tennessee State | W | 82 | 45 |
| 12/11 | West Virginia | W | 92 | 75 |
| 12/19 | Dayton | W | 82 | 67 |
| 1/2 | Tennessee Tech | W | 72 | 59 |
| 1/3 | at UT-Chattanooga | L | 75 | 81 |
| 1/6 | Middle Tennessee | W | 70 | 67 |
| 1/10 | at South Alabama | L | 71 | 73 |
| 1/13 | *at Mississippi | L | 56 | 64 |
| 1/17 | *at Tennessee | L | 67 | 104 |
| 1/23 | Louisville | W | 102 | 56 |
| 1/28 | *Kentucky | W | 83 | 68 |
| 1/30 | Missouri-KC | W | 98 | 90 |
| 1/31 | *Florida | W | 84 | 62 |
| 2/3 | *at Mississippi State | W | 80 | 70 |
| 2/6 | *at Louisiana State | L | 66 | 73 |
| 2/9 | Evansville | W | 93 | 62 |
| 2/13 | at Belmont | W | 81 | 65 |
| 2/15 | at Western Kentucky | L | 64 | 89 |
| 2/18 | *Alabama | W | 71 | 65 |
| 2/21 | *Georgia | L | 55 | 58 |
| 2/24 | Memphis State | W | 86 | 73 |
| 2/28 | *Auburn | L | 57 | 89 |
| SEC Tournament (Albany, Ga.) | | | | |
| 3/4 | Kentucky | L | 67 | 75 |

## 1986-87 COMMODORES

**23-10 OVERALL (.696),**
**4-5 (.444) SEC/6TH**
**H: 15-2; A: 4-6; N: 4-2**
**COACH: PHIL LEE**

### ROSTER

| No. | Name | Pos. | Ht. | Year | Hometown |
|---|---|---|---|---|---|
| 05 | Jill Goldberg | G | 5-9 | So. | Raleigh, N.C. |
| 10 | Robin Adams | F | 6-0 | Fr. | Knoxville, Tenn. |
| 11 | Kris Becker | G | 5-6 | Fr. | New Berlin, Wis. |
| 20 | Carolyn Peck | C | 6-4 | Jr. | Jefferson City, Tenn. |
| 22 | Deborah Denton | G | 5-8 | So. | Atlanta, Ga. |
| 32 | Nicole Marcelli | G | 5-8 | So. | Canton, Ohio |
| 33 | Nicole Hare | F | 5-10 | So. | Nashville, Tenn. |
| 34 | Patsy Smith | F | 5-11 | Jr. | Shelbyville, Tenn. |
| 40 | Karen Booker | C | 6-1 | Sr. | Franklin, Tenn. |
| 42 | Libby Kimery | F | 5-8 | Jr. | Nashville, Tenn. |
| 44 | Renae Sallquist | F | 6-3 | Fr. | Volga, S.D. |
| 51 | Andrea Kyser | C | 6-1 | Fr. | Warren, Ohio |

### SEASON STATISTICS

| Name | PPG | RPG | APG | FG Pct. | FT Pct. |
|---|---|---|---|---|---|
| Karen Booker | 19.0 | 11.8 | 1.3 | .455 | .612 |
| Deborah Denton | 14.6 | 2.3 | 4.8 | .486 | .679 |
| Patsy Smith | 12.4 | 6.6 | 1.8 | .445 | .662 |
| Carolyn Peck | 10.4 | 5.4 | 1.1 | .472 | .775 |
| Jill Goldberg | 7.0 | 2.4 | 2.6 | .459 | .738 |
| Renae Sallquiest | 4.9 | 4.5 | 1.2 | .405 | .526 |
| Nicole Marcelli | 4.3 | 1.6 | 1.4 | .434 | .760 |
| Robin Adams | 3.9 | 2.0 | 0.3 | .417 | .500 |
| Andrea Kyser | 2.9 | 2.4 | 0.2 | .483 | .706 |
| Kris Becker | 2.4 | 1.6 | 1.1 | .500 | .900 |
| Libby Kimery | 1.9 | 0.9 | 0.4 | .267 | .813 |
| Nicole Hare | 1.9 | 1.1 | 0.0 | .375 | .818 |

### SEASON RESULTS

| Date | Opponent | W/L | VU | Opp |
|---|---|---|---|---|
| 11/28 | Mississippi Valley | W | 101 | 70 |
| 12/1 | at Evansville | W | 68 | 62 |
| 12/6 | at Louisville | L | 78 | 80 |
| 12/7 | St. Peter's | W | 87 | 61 |
| 12/10 | Western Kentucky | W | 81 | 66 |
| 12/12 | Alabama-Birmingham | W | 70 | 48 |
| 12/14 | Southern University | W | 114 | 45 |
| 12/17 | UT-Chattanooga | W | 90 | 53 |
| 12/20 | Illinois State | W | 86 | 57 |
| Rainbow Wahine Classic (Honolulu, Hawaii) | | | | |
| 1/3 | Harvard | W | 78 | 50 |
| 1/4 | New Mexico State | W | 90 | 77 |
| 1/5 | Western Kentucky | W | 78 | 75 |
| 1/8 | *Mississippi | L | 73 | 77 |
| 1/11 | *at Alabama | W | 90 | 84 |
| 1/15 | Utah | W | 65 | 64 |
| 1/19 | Belmont | W | 95 | 48 |
| 1/21 | *at Kentucky | L | 71 | 74 |
| 1/24 | *at Florida | W | 80 | 60 |
| 1/27 | *Mississippi State | W | 71 | 61 |
| 1/29 | North Alabama | W | 110 | 60 |
| 2/1 | *Louisiana State | L-ot | 79 | 81 |
| 2/4 | *Tennessee | W | 77 | 76 |
| 2/10 | Tennessee State | W | 96 | 37 |
| 2/12 | Creighton | W | 77 | 57 |
| 2/15 | *at Georgia | L | 72 | 89 |
| 2/18 | *at Auburn | L | 67 | 111 |
| 2/21 | at Memphis State | L | 74 | 93 |
| 2/22 | Indiana-Purdue PLS | W | 100 | 62 |
| 2/26 | at Tennessee Tech | L | 79 | 81 |
| 2/28 | at Ball State | W | 89 | 70 |
| 3/5 | Mississippi (SEC-Albany, Ga.) | W | 65 | 64 |
| 3/6 | Georgia (SEC-Albany, Ga.) | L | 53 | 54 |
| 3/15 | JMU (NCAA-Fayetteville, N.C.) | L | 60 | 68 |

## 1985-86 COMMODORES

**22-9 OVERALL (.709),**
**4-5 (.444) SEC/7TH**
**H: 11-3; A: 8-5; N: 3-1**
**COACH: PHIL LEE**

### ROSTER

| No. | Name | Pos. | Ht. | Year | Hometown |
|---|---|---|---|---|---|
| 00 | Jill Goldberg | G | 5-9 | Fr. | Raleigh, N.C. |
| 10 | Dana Turner | F | 6-2 | Sr. | Hendersonville, Tenn. |
| 14 | Mary Braughler | G | 5-9 | Fr. | Morehead, Ky. |
| 20 | Carolyn Peck | C | 6-4 | So. | Jefferson City, Tenn. |
| 22 | Deborah Denton | G | 5-8 | Fr. | Atlanta, Ga. |
| 24 | Jackie Cowan | F | 5-10 | Sr. | Nashville, Tenn. |
| 25 | Donna Atkinson | G | 5-6 | Sr. | Goldsboro, N.C. |
| 32 | Nicole Marcelli | G | 5-8 | Fr. | Canton, Ohio |
| 33 | Nicole Hare | F | 5-10 | Fr. | Nashville, Tenn. |
| 34 | Patsy Smith | F | 5-11 | So. | Shelbyville, Tenn. |
| 40 | Karen Booker | C | 6-1 | Jr. | Franklin, Tenn. |
| 42 | Libby Kimery | F | 5-8 | So. | Nashville, Tenn. |

### SEASON STATISTICS

| Name | PPG | RPG | APG | FG Pct. | FT Pct. |
|---|---|---|---|---|---|
| Jackie Cowan | 20.4 | 8.1 | 2.2 | .526 | .802 |
| Donna Atkinson | 14.3 | 3.3 | 2.6 | .486 | .794 |
| Karen Booker | 12.6 | 10.9 | 0.8 | .413 | .401 |
| Carolyn Peck | 9.9 | 5.6 | 0.7 | .514 | .626 |
| Patsy Smith | 7.8 | 4.8 | 1.6 | .418 | .636 |
| Dana Turner | 4.7 | 1.6 | 1.7 | .462 | .897 |
| Deborah Denton | 4.4 | 2.0 | 1.3 | .463 | .429 |
| Jill Goldberg | 4.1 | 1.8 | 2.0 | .442 | .667 |
| Nicole Marcelli | 2.3 | 1.1 | 1.5 | .442 | .583 |
| Libby Kimery | 2.2 | 1.4 | 0.3 | .333 | .833 |
| Nicole Hare | 1.3 | 1.8 | 0.0 | .235 | .692 |

### SEASON RESULTS

| Date | Opponent | W/L | VU | Opp |
|---|---|---|---|---|
| 11/24 | Texas Tech | L | 69 | 74 |
| 11/29 | Illinois | W-ot | 83 | 75 |
| 12/2 | at Tennessee State | W | 89 | 86 |
| Providence College Invitational (Providence R.I.) | | | | |
| 12/7 | Xavier | W | 100 | 55 |
| 12/8 | Providence | W | 98 | 82 |
| 12/10 | Tennessee Tech | W | 87 | 72 |
| 12/29 | Southwest Missouri | W | 102 | 53 |
| 1/3 | at Alabama-Birmingham | W | 76 | 60 |
| 1/4 | at Troy State | W | 82 | 51 |
| 1/8 | *Florida | W | 70 | 53 |
| 1/12 | *Georgia | L | 61 | 68 |
| 1/15 | at Northern Alabama | W | 69 | 60 |
| 1/18 | *at Louisiana State | L | 80 | 91 |
| 1/19 | at Southern University | L | 68 | 70 |
| 1/23 | *Alabama | W | 84 | 75 |
| 1/25 | *at Mississippi State | W | 69 | 41 |
| 1/26 | at Mississippi Valley St. | W | 77 | 63 |
| 1/29 | *Auburn | W | 60 | 59 |
| 2/1 | *at Mississippi | L | 62 | 76 |
| 2/5 | *Kentucky | L | 70 | 79 |
| 2/7 | at UT-Chattanooga | W | 86 | 62 |
| 2/9 | Cheyney State | W | 112 | 54 |
| 2/12 | Alabama-Huntsville | W | 100 | 47 |
| 2/15 | *at Tennessee | L | 81 | 94 |
| 2/18 | Louisville | W | 114 | 76 |
| 2/20 | Memphis State | W | 96 | 73 |
| 2/23 | South Alabama | W | 95 | 79 |
| SEC Tournament (Athens, Ga.) | | | | |
| 2/28 | Mississippi State | W | 83 | 69 |
| 3/1 | Auburn | W | 89 | 79 |
| 3/2 | Louisiana State | L | 60 | 83 |
| NCAA Midwest 2nd Round (Norman, Okla.) | | | | |
| 3/16 | Oklahoma | L | 67 | 86 |

# YEARLY RESULTS

## 1984-85 COMMODORES

**14-13 OVERALL (.519),**
**2-6 (.250) SEC/8TH**
**H: 6-4; A: 4-8; N: 4-1**
**COACH: PHIL LEE**

### ROSTER

| No. | Name | Pos. | Ht. | Year | Hometown |
|---|---|---|---|---|---|
| 10 | Dana Turner | F | 6-2 | Jr. | Hendersonville, Tenn. |
| 14 | Barbara Brackman | F | 6-2 | Sr. | Douglasville, Ga. |
| 20 | Carolyn Peck | C | 6-4 | Fr. | Jefferson City, Tenn. |
| 21 | Kim Kilgore | G | 5-5 | Fr. | Speedwell, Tenn. |
| 24 | Jackie Cowan | F | 5-10 | Jr. | Nashville, Tenn. |
| 25 | Donna Atkinson | G | 5-6 | Jr. | Goldsboro, N.C. |
| 31 | Harriet Brumfield | C | 6-2 | Sr. | Tampa, Fla. |
| 32 | Tina Blair | F | 6-0 | Sr. | Indiana, Pa. |
| 33 | Dee Dee Deeken | F | 5-11 | Fr. | Palatine, Ill. |
| 34 | Patsy Smith | F | 5-11 | Fr. | Shelbyville, Tenn. |
| 40 | Karen Booker | C | 6-1 | So. | Franklin, Tenn. |
| 42 | Libby Kimery | F | 5-8 | Fr. | Nashville, Tenn. |

### SEASON STATISTICS

| Name | PPG | RPG | APG | FG Pct. | FT Pct. |
|---|---|---|---|---|---|
| Harriet Brumfield | 14.6 | 7.4 | 0.6 | .484 | .685 |
| Jackie Cowan | 13.2 | 5.3 | 2.6 | .455 | .773 |
| Donna Atkinson | 11.9 | 3.9 | 2.9 | .490 | .703 |
| Carolyn Peck | 9.6 | 5.9 | 0.9 | .458 | .708 |
| Karen Booker | 9.4 | 6.3 | 0.5 | .444 | .391 |
| Barbara Brackman | 8.1 | 4.5 | 3.5 | .360 | .714 |
| Dana Turner | 3.4 | 0.9 | 1.0 | .476 | .824 |
| Patsy Smith | 3.3 | 3.5 | 0.8 | .418 | .667 |
| Dee Dee Deeken | 2.1 | 0.9 | 0.9 | .385 | .800 |
| Libby Kimery | 1.9 | 1.1 | 0.5 | .314 | .857 |
| Kim Kilgore | 1.1 | 0.1 | 0.2 | .467 | .667 |
| Tina Blair | 1.1 | 1.3 | 0.4 | .571 | .750 |

### SEASON RESULTS

| Date | Opponent | W/L | VU | Opp |
|---|---|---|---|---|
| 11/21 | Tennessee State | W | 91 | 47 |
| Oil Capital Classic (Tulsa, Okla.) | | | | |
| 11/23 | Hawaii | W | 81 | 57 |
| 11/24 | Kansas | L | 61 | 65 |
| Texas Classic (Austin, Texas) | | | | |
| 12/1 | UCLA | W | 66 | 62 |
| 12/2 | Texas | L | 71 | 95 |
| 12/5 | at Tennessee Tech | L | 74 | 79 |
| Rotary Classic (Jefferson City, Tenn.) | | | | |
| 12/7 | Mercer | W | 97 | 76 |
| 12/8 | Carson-Newman | W | 81 | 66 |
| Old Dominion Invitational (Norfolk, Va.) | | | | |
| 12/21 | Northern Illinois | W | 94 | 68 |
| 12/22 | Old Dominion | L | 72 | 96 |
| 1/5 | Kentucky | L | 57 | 58 |
| 1/8 | at Florida | L | 62 | 73 |
| 1/11 | Mississippi State | W | 86 | 54 |
| 1/13 | Detroit | W | 96 | 82 |
| 1/13 | Tennessee | W | 84 | 77 |
| 1/19 | at Western Kentucky | L | 68 | 85 |
| 1/27 | Georgia | L | 67 | 83 |
| 1/29 | Mississippi | L | 56 | 80 |
| 2/2 | Florida | L | 56 | 61 |
| 2/5 | UT-Chattanooga | W | 88 | 64 |
| 2/10 | at Georgia | L | 71 | 95 |
| 2/14 | Memphis State | W | 77 | 72 |
| 2/16 | at Tennessee | L | 71 | 82 |
| 2/18 | at Louisville | W | 93 | 67 |
| 2/20 | at Kentucky | W | 78 | 73 |
| SEC Tournament (Tuscaloosa, Ala.) | | | | |
| 2/28 | Alabama | W-ot | 87 | 85 |
| SEC Tournament (Athens, Ga.) | | | | |
| 3/1 | Georgia | L | 69 | 79 |

## 1983-84 COMMODORES

**23-9 OVERALL (.719),**
**2-6 (.250) SEC/6TH**
**H: 9-3; A: 8-5; N: 6-1**
**COACH: PHIL LEE**

### ROSTER

| No. | Name | Pos. | Ht. | Year | Hometown |
|---|---|---|---|---|---|
| 10 | Dana Turner | F | 6-2 | So. | Hendersonville, Tenn. |
| 13 | Dee Dee Cook | G | 5-6 | Sr. | Chapel Hill, N.C. |
| 14 | Barbara Brackman | F | 6-2 | Jr. | Douglasville, Ga. |
| 20 | Lori Gross | G | 5-6 | Fr. | Mt. Juliet, Tenn. |
| 22 | Tracie Albright | F | 5-9 | So. | Clarksville, Tenn. |
| 24 | Jackie Cowan | F | 5-10 | So. | Nashville, Tenn. |
| 25 | Donna Atkinson | G | 5-6 | So. | Goldsboro, N.C. |
| 31 | Harriet Brumfield | C | 6-2 | Jr. | Tampa, Fla. |
| 32 | Tina Blair | F | 6-0 | Jr. | Indiana, Pa. |
| 33 | Karen Booker | C | 6-1 | Fr. | Franklin, Tenn. |
| 42 | Kylee Brock | F | 5-9 | So. | Ventura, Calif. |

### SEASON STATISTICS

| Name | PPG | RPG | APG | FG Pct. | FT Pct. |
|---|---|---|---|---|---|
| Donna Atkinson | 15.9 | 3.8 | 2.4 | .460 | .757 |
| Jackie Cowan | 15.1 | 6.2 | 1.6 | .494 | .800 |
| Barbara Brackman | 14.8 | 6.6 | 1.6 | .446 | .711 |
| Harriet Brumfield | 14.4 | 9.4 | 0.6 | .484 | .655 |
| Karen Booker | 9.1 | 7.1 | 0.1 | .452 | .647 |
| Lori Gross | 6.3 | 2.5 | 4.3 | .374 | .568 |
| Dana Turner | 2.4 | 1.6 | 0.6 | .359 | .739 |
| Tracie Albright | 1.4 | 0.7 | 0.2 | .333 | .000 |
| Tina Blair | 1.2 | 1.5 | 0.2 | .357 | .333 |
| Dee Dee Cook | 0.5 | 0.3 | 0.3 | .455 | .000 |
| Kylee Brock | 0.3 | 1.0 | 0.1 | .500 | .000 |

### SEASON RESULTS

| Date | Opponent | W/L | VU | Opp |
|---|---|---|---|---|
| 11/19 | Belmont | W | 91 | 47 |
| Dartmouth Invitational (Hanover, NH) | | | | |
| 11/26 | Dartmouth | W | 83 | 42 |
| 11/27 | Syracuse | W-ot | 89 | 82 |
| 12/1 | UT-Martin | W | 95 | 63 |
| 12/3 | at Mississippi | L-ot | 72 | 82 |
| 12/5 | at Auburn | L | 64 | 83 |
| 12/10 | at Southern Illinois | W | 80 | 75 |
| 12/13 | Tennessee Tech | W | 111 | 80 |
| 12/16 | Mercer | W | 63 | 60 |
| 1/4 | at Florida | W | 86 | 77 |
| 1/5 | at South Florida | W | 77 | 58 |
| 1/10 | at UT-Martin | W | 84 | 62 |
| 1/14 | at Georgia | L | 86 | 87 |
| 1/16 | Alabama | W | 84 | 74 |
| 1/17 | at Middle Tennessee | W | 66 | 60 |
| 1/22 | Kentucky | W | 77 | 74 |
| 1/27 | University of D.C. | W | 106 | 70 |
| 1/29 | Florida | L | 65 | 66 |
| 1/31 | MTSU | W | 83 | 67 |
| 2/5 | Tennessee | L | 73 | 82 |
| 2/7 | Western Kentucky | W | 76 | 68 |
| 2/12 | Georgia | L | 66 | 90 |
| 2/16 | at Mississippi State | W | 89 | 72 |
| 2/20 | at Kentucky | L | 70 | 89 |
| 2/23 | at UT-Chattanooga | W | 66 | 65 |
| 2/26 | at Tennessee | L | 72 | 74 |
| SEC Tournament (Athens, Ga.) | | | | |
| 3/2 | Mississippi State | W | 72 | 47 |
| 3/3 | Mississippi | W | 78 | 73 |
| 3/4 | Alabama | L | 73 | 83 |
| 3/21 | Utah (WNIT-Amarillo) | W | 84 | 58 |
| 3/23 | WKU (WNIT-Amarillo) | W | 79 | 68 |
| 3/24 | UTC (WNIT-Amarillo) | W | 67 | 66 |

## 1982-83 COMMODORES

**12-14 OVERALL (.461)**
**2-6 (.250) SEC/4TH**
**H: 5-6; A: 6-7; N: 1-1**
**COACH: PHIL LEE**

### ROSTER

| No. | Name | Pos. | Ht. | Year | Hometown |
|---|---|---|---|---|---|
| 10 | Dana Turner | F | 6-2 | Fr. | Hendersonville, Tenn. |
| 13 | Dee Dee Cook | G | 5-6 | Jr. | Chapel Hill, N.C. |
| 14 | Barbara Brackman | F | 6-2 | So. | Douglasville, Ga. |
| 15 | Colleen Desch | G | 5-7 | Fr. | Ocala, Fla. |
| 22 | Tracie Albright | F | 5-9 | Fr. | Clarksville, Tenn. |
| 24 | Jackie Cowan | F | 5-10 | Fr. | Nashville, Tenn. |
| 25 | Donna Atkinson | G | 5-6 | Fr. | Goldsboro, N.C. |
| 31 | Harriet Brumfield | C | 6-2 | So. | Tampa, Fla. |
| 32 | Tina Blair | F | 6-0 | So. | Indiana, Pa. |
| 33 | Julie Lewis | G | 5-7 | Fr. | Wayland, Mass. |
| 41 | Meg Turner | G | 5-10 | So. | Wytheville, Va. |
| 42 | Margaret Stigaard | F | 5-10 | Fr. | Lynchburg, Va. |

### SEASON STATISTICS

| Name | PPG | RPG | APG | FG Pct. | FT Pct. |
|---|---|---|---|---|---|
| Harriet Brumfield | 16.5 | 7.9 | 0.5 | .514 | .686 |
| Jackie Cowan | 15.4 | 6.4 | 1.5 | .569 | .663 |
| Donna Atkinson | 14.7 | 3.5 | 3.0 | .476 | .678 |
| Barbara Brackman | 12.2 | 8.7 | 2.1 | .413 | .583 |
| Meg Turner | 6.4 | 3.5 | 1.2 | .355 | .787 |
| Dana Turner | 5.8 | 2.8 | 1.2 | .435 | .863 |
| Margaret Stigaard | 3.0 | 0.5 | 0.0 | .750 | .000 |
| Dee Dee Cook | 2.5 | 0.8 | 0.6 | .438 | .667 |
| Julie Lewis | 2.0 | 3.0 | 0.0 | 1.000 | .000 |
| Tina Blair | 1.4 | 2.0 | 0.2 | .353 | .333 |
| Colleen Desch | 0.5 | 0.5 | 0.0 | .500 | .000 |
| Tracie Albright | 0.4 | 0.4 | 0.0 | .250 | .000 |

### SEASON RESULTS

| Date | Opponent | W/L | VU | Opp |
|---|---|---|---|---|
| 11/20 | at Northern Alabama | W | 78 | 60 |
| 11/23 | at Belmont | W | 81 | 70 |
| 11/29 | Southern Illinois | L | 69 | 72 |
| 12/1 | at Austin Peay | W | 97 | 47 |
| Lady Eagle Classic (Morehead, Ky.) | | | | |
| 12/3 | Ala.-Huntsville | W | 76 | 71 |
| 12/4 | Morehead State | W | 69 | 68 |
| 12/8 | at UT-Martin | W | 76 | 66 |
| 12/11 | Western Kentucky | L | 79 | 80 |
| 1/4 | Union | W | 90 | 73 |
| 1/8 | at Georgia | L | 70 | 76 |
| 1/12 | at Tennessee | L | 70 | 98 |
| 1/15 | UT-Chattanooga | W | 83 | 79 |
| 1/17 | Middle Tennessee | L | 81 | 86 |
| 1/20 | at Tennessee Tech | L | 73 | 82 |
| 1/23 | Kentucky | L | 85 | 106 |
| 1/29 | at Western Kentucky | L | 60 | 78 |
| 1/31 | Florida | W | 79 | 78 |
| 2/3 | Louisville | L | 84 | 86 |
| 2/6 | Georgia | W | 63 | 62 |
| 2/8 | at Lipscomb | W | 79 | 62 |
| 2/12 | at Kentucky | L | 71 | 80 |
| 2/16 | at Middle Tennessee | L-ot | 66 | 73 |
| 2/19 | Tennessee | L | 79 | 94 |
| 2/23 | UT-Martin | W | 86 | 79 |
| 2/26 | at Florida | L | 66 | 69 |
| SEC Tournament (Knoxville, Tenn.) | | | | |
| 3/3 | Mississippi State | L | 51 | 53 |

# YEARLY RESULTS

## 1981-82 COMMODORES

**20-14 OVERALL (.588)**
**H: 10-4; A: 3-8; N: 7-2**
**COACH: PHIL LEE**

### ROSTER

| No. | Name | Pos. | Ht. | Year | Hometown |
|---|---|---|---|---|---|
| 12 | Lisa Witty | G | 5-7 | Fr. | Glasgow, Ky. |
| 13 | Dee Dee Cook | G | 5-6 | So. | Chapel Hill, N.C. |
| 14 | Barbara Brackman | F | 6-2 | Fr. | Douglasville, Ga. |
| 22 | Aljeanette Bramlett | F | 5-9 | R-Sr. | Pulaski, Tenn. |
| 24 | Tina Blair | F | 6-0 | Fr. | Indiana, Pa. |
| 30 | Sarah Nichols | G | 5-2 | Jr. | Nashville, Tenn. |
| 31 | Harriet Brumfield | C | 6-2 | Fr. | Tampa, Fla. |
| 33 | Valerie Ellis | F-C | 6-1 | Fr. | Gloucester, Va. |
| 41 | Meg Turner | G | 5-10 | Fr. | Wytheville, Va. |
| 42 | Cathy Bender | G | 5-5 | Sr. | Mt. Juliet, Tenn. |
| 43 | Dottie Saye | F | 5-9 | So. | Marietta, Ga. |

### SEASON STATISTICS

| Name | PPG | RPG | APG | FG Pct. | FT Pct. |
|---|---|---|---|---|---|
| Harriet Brumfield | 19.7 | 10.6 | 0.3 | .526 | .686 |
| Barbara Brackman | 19.4 | 8.6 | 0.7 | .485 | .726 |
| Aljeanette Bramlett | 16.1 | 3.1 | 1.8 | .474 | .657 |
| Meg Turner | 8.5 | 5.3 | 1.2 | .382 | .679 |
| Valerie Ellis | 5.7 | 5.5 | 0.5 | .398 | .671 |
| Cathy Bender | 3.6 | 2.7 | 7.7 | .368 | .570 |
| Dottie Saye | 3.3 | 2.3 | 1.0 | .400 | .647 |
| Dee Dee Cook | 1.6 | 0.4 | 0.2 | .483 | .750 |
| Sarah Nichols | 1.4 | 0.3 | 0.6 | .452 | .000 |
| Lisa Witty | 0.9 | 0.9 | 0.0 | .429 | .500 |
| Tina Blair | 0.3 | 0.5 | 0.0 | .080 | .571 |

### SEASON RESULTS

| Date | Opponent | W/L | VU | Opp |
|---|---|---|---|---|
| 11/20 | Belmont | W | 82 | 58 |
| 11/25 | at Boston University | L | 78 | 80 |
| 11/27 | Northwestern (Harvard) | W | 81 | 70 |
| 11/28 | Rice (Harvard) | W | 91 | 54 |
| 12/2 | Austin Peay | W | 80 | 74 |
| 12/4 | Western Kentucky | W | 101 | 91 |
| 12/6 | at Tennessee | L | 77 | 99 |
| 12/7 | at Carson-Newman | W | 81 | 69 |
| 12/10 | at Kentucky | L | 61 | 84 |
| 12/22 | Oakland | W | 78 | 72 |
| 1/4 | Tennessee | L | 63 | 80 |
| 1/6 | at Florida | L | 71 | 81 |
| 1/9 | at Georgia Tech | W | 80 | 74 |
| 1/19 | Union | W | 89 | 74 |
| 1/23 | Lipscomb | W | 86 | 48 |
| 1/26 | Kentucky | L | 76 | 86 |
| 1/28 | East Tennessee State | W | 61 | 58 |
| 1/31 | Florida | W | 89 | 86 |
| 2/3 | Middle Tennessee | L | 71 | 76 |
| 2/5 | Tennessee State (Lady Moc) | W | 80 | 71 |
| 2/6 | UT-Chattanooga (Lady Moc) | W | 89 | 78 |
| 2/11 | UT-Martin | W | 88 | 64 |
| 2/17 | Georgia | L | 63 | 78 |
| 2/19 | at Memphis State | L | 78 | 97 |
| 2/20 | at Delta State | L | 67 | 68 |
| 2/22 | at Georgia | L | 66 | 79 |
| 2/23 | UT-Chattanooga | W-ot | 85 | 77 |
| 2/25 | Mississippi State (SEC) | W | 87 | 67 |
| 2/26 | Tennessee (SEC) | L | 75 | 80 |
| 2/28 | UT-Chattanooga (TCWSF) | L | 63 | 78 |
| 3/1 | Austin Peay (TCWSF) | W | 78 | 76 |
| 3/12 | Eastern Kentucky (AIAW / J. City) | W | 88 | 78 |
| 3/13 | Duke (AIAW / J. City) | W | 75 | 57 |
| 3/2 | Delta State (AIAW / Villanova) | L | 79 | 90 |

## 1980-81 COMMODORES

**12-16 OVERALL (.429)**
**H: 6-5; A: 3-8; N: 3-3**
**COACH: PHIL LEE**

### ROSTER

| No. | Name | Pos. | Ht. | Year | Hometown |
|---|---|---|---|---|---|
| 10 | Karen McGinn | G | 5-5 | Sr. | Nashville, Tenn. |
| 12 | Allison Floyd | G | 5-7 | Sr. | Nashville, Tenn. |
| 13 | Dee Dee Cook | G | 5-6 | Fr. | Chapel Hill, N.C. |
| 15 | Maria Cardona | G | 5-7 | Jr. | Celina, Tenn. |
| 20 | Eva Lemeh | G | 5-6 | So. | Nashville, Tenn. |
| 22 | Sheila Johansson | F | 5-9 | Jr. | Mt. Juliet, Tenn. |
| 24 | Gayle Kinzer | F | 5-11 | So. | Nashville, Tenn. |
| 25 | Cathy Bender | G | 5-5 | Jr. | Mt. Juliet, Tenn. |
| 30 | Sarah Nichols | G | 5-2 | So. | Nashville, Tenn. |
| 33 | *Aljeanette Bramlett | F | 5-9 | Sr. | Pulaski, Tenn. |
| 34 | Cindy Freeman | C | 5-11 | Jr. | Portland, Tenn. |
| 43 | Dottie Saye | F | 5-9 | Fr. | Marietta, Ga. |
| 44 | Donna Wheeler | F | 5-9 | Fr. | Jacksonville, Fla. |

* Redshirted due to injury

### SEASON STATISTICS

| Name | PPG | RPG | APG | FG Pct. | FT Pct. |
|---|---|---|---|---|---|
| Gayle Kinzer | 21.0 | 8.5 | 0.5 | .431 | .710 |
| Eva Lehmah | 19.6 | 6.7 | 1.0 | .433 | .678 |
| Sheila Johansson | 13.5 | 5.8 | 1.1 | .483 | .807 |
| Dottie Saye | 9.3 | 5.2 | 0.5 | .385 | .725 |
| Allison Floyd | 2.7 | 2.3 | 3.8 | .395 | .478 |
| Cathy Bender | 2.6 | 2.7 | 2.1 | .253 | .468 |
| Dee Dee Cook | 2.5 | 0.6 | 0.4 | .355 | .800 |
| Sarah Nichols | 1.2 | 0.5 | 0.5 | .333 | .500 |
| Karen McGinn | 1.2 | 0.9 | 0.5 | .267 | .000 |
| Donna Wheeler | 1.1 | 1.5 | 0.2 | .304 | .538 |
| Maria Cardona | 1.1 | 0.5 | 0.0 | .545 | .000 |

### SEASON RESULTS

| Date | Opponent | W/L | VU | Opp |
|---|---|---|---|---|
| 11/17 | at Western Kentucky | L | 47 | 87 |
| 11/19 | at Alabama | L | 73 | 96 |
| 11/22 | Auburn | W | 79 | 74 |
| 11/24 | Memphis State | W | 78 | 71 |
| 12/1 | Lipscomb | W | 79 | 42 |
| 12/6 | Middle Tennessee | W | 89 | 88 |
| 12/8 | Belmont | L | 70 | 80 |
| UT-Martin Christmas Classic (Martin, Tenn.) | | | | |
| 2/12 | Southern Illinois | W-ot | 85 | 83 |
| 2/13 | Austin Peay | W | 71 | 69 |
| 2/14 | Murray State | L | 77 | 78 |
| 12/17 | at UT-Chattanooga | L | 63 | 76 |
| 12/20 | at Austin Peay | W | 59 | 57 |
| Lady Rebel Classic (Oxford, Miss.-Ole Miss) | | | | |
| 1/8 | Mississippi | L | 65 | 81 |
| 1/9 | North Carolina | W | 81 | 80 |
| 1/10 | UT-Chattanooga | L | 72 | 84 |
| 1/12 | Tennessee Tech | L | 69 | 77 |
| 1/14 | at Florida | W | 75 | 67 |
| 1/15 | at East Tennessee State | L | 69 | 79 |
| 1/19 | at Belmont | L | 66 | 75 |
| 1/23 | Delta State | L | 76 | 80 |
| 1/26 | Carson-Newman | W | 90 | 86 |
| SEC Tournament (Baton Rouge, La.) | | | | |
| 1/29 | Mississippi State | L | 76 | 84 |
| 2/5 | at Lipscomb | W | 68 | 61 |
| 2/10 | at UT-Martin | L | 68 | 71 |
| 2/14 | Mississippi State | L | 77 | 83 |
| 2/16 | at Georgia | L | 71 | 94 |
| 2/20 | Campbellsville | W | 78 | 68 |
| 2/26-3/1 | AIAW D-I State Tournament (Memphis) | | | |
| | Tennessee Tech | L | 77 | 92 |

## 1979-80 COMMODORES

**12-14 OVERALL (.461)**
**H: 6-5; A: 3-7; N: 3-2**
**COACH: JOE PEPPER**

### ROSTER

| No. | Name | Pos. | Ht. | Year | Hometown |
|---|---|---|---|---|---|
| 10 | Karen McGinn | G | 5-5 | Jr. | Nashville, Tenn. |
| 12 | Allison Floyd | G | 5-7 | Jr. | Nashville, Tenn. |
| 13 | Ann Morrow | G | 5-5 | Sr. | Terry, Miss. |
| 14 | Lynn Kimbrough | G | 5-4 | Fr. | Hendersonville, Tenn. |
| 15 | Maria Cardona | G | 5-7 | So. | Celina, Tenn. |
| 20 | Cathy Bender | G | 5-5 | So. | Mt. Juliet, Tenn. |
| 22 | Sheila Johansson | F | 5-9 | So. | Mt. Juliet, Tenn. |
| 24 | Gayle Kinzer | F | 5-11 | Fr. | Nashville, Tenn. |
| 30 | Sarah Nichols | G | 5-2 | Fr. | Nashville, Tenn. |
| 33 | Aljeanette Bramlett | F | 5-9 | Jr. | Pulaski, Tenn. |
| 34 | Teresa Lawrence | F | 5-9 | Sr. | Lookout Mountain, Tenn. |
| 35 | Cindy Freeman | C | 5-11 | So. | Portland, Tenn. |
| 42 | Eva Lemeh | G | 5-6 | Fr. | Nashville, Tenn. |
| 44 | Katie Caslin | C | 6-0 | Fr. | Middle Village, N.Y. |

### SEASON STATISTICS

| Name | PPG | RPG | APG | FG Pct. | FT Pct. |
|---|---|---|---|---|---|
| Aljeanette Bramlett | 18.3 | 7.5 | 0.8 | .505 | .742 |
| Sheila Johansson | 14.0 | 4.7 | 0.9 | .494 | .700 |
| Gayle Kinzer | 9.2 | 4.1 | 0.1 | .479 | .616 |
| Cindy Freeman | 7.5 | 4.5 | 0.1 | .393 | .566 |
| Karen McGinn | 5.3 | 1.4 | 1.4 | .416 | .813 |
| Allison Floyd | 5.2 | 3.3 | 4.2 | .364 | .686 |
| Teresa Lawrence | 5.0 | 6.0 | 0.6 | .422 | .559 |
| Ann Morrow | 2.7 | 0.3 | 0.6 | .308 | .000 |
| Catherine Bender | 2.5 | 2.6 | 2.7 | .244 | .400 |
| Eva Lehmeh | 2.4 | 1.5 | 0.9 | .277 | .714 |
| Katie Caslin | 2.1 | 1.5 | 0.1 | .261 | .629 |
| Sarah Nichols | 1.1 | 0.3 | 0.7 | .467 | .000 |
| Maria Cardona | 0.8 | 0.2 | 0.1 | .333 | .286 |
| Lynn Kimbrough | 0.1 | 0.4 | 0.1 | .200 | .000 |

### SEASON RESULTS

| Date | Opponent | W/L | VU | Opp |
|---|---|---|---|---|
| 11/17 | Georgia Tech | W | 67 | 61 |
| 11/19 | at Tennessee State | L | 56 | 58 |
| 11/21 | Tennessee | L | 53 | 77 |
| 11/24 | Middle Tennessee | L | 66 | 67 |
| 11/26 | Belmont | L | 61 | 87 |
| 12/1 | at Memphis State | L | 72 | 87 |
| 12/3 | at Mississippi | W | 84 | 81 |
| 12/8 | at UT-Chattanooga | L | 71 | 86 |
| 12/10 | at Florida | L | 80 | 81 |
| UT-Martin Christmas Classic (Martin, Tenn.) | | | | |
| 12/14 | Murray State | W | 82 | 63 |
| 12/15 | Austin Peay | W | 77 | 56 |
| 12/16 | Western Kentucky | W | 71 | 57 |
| 1/12 | East Tennessee State | L | 69 | 72 |
| 1/14 | UT-Martin | W | 74 | 55 |
| 1/16 | UT-Chattanooga | L | 58 | 85 |
| 1/23 | Florida | W | 78 | 58 |
| 1/24 | at Tennessee Tech | L | 67 | 85 |
| 1/28 | at Georgia Tech | W | 77 | 67 |
| 2/1 | Florida A&M | W | 80 | 68 |
| 2/2 | at Belmont | W | 76 | 64 |
| 2/4 | Western Kentucky | W | 57 | 49 |
| SEC Tournament (Knoxville, Tenn.) | | | | |
| 2/7 | Alabama | L | 53 | 69 |
| 2/16 | at Mississippi State | L | 65 | 79 |
| 2/18 | at Auburn | L | 62 | 78 |
| 2/25 | Tennessee State | W | 75 | 70 |
| 2/29-3/11 | AIAW Division I State Tournament (Cookeville, Tenn.) | | | |
| | Middle Tennessee | L | 57 | 76 |

# YEARLY RESULTS

## 1978-79 COMMODORES

**11-16 OVERALL (.407)**
**H: 7-5; A: 3-8; N: 1-3**
**COACH: JOE PEPPER**

### ROSTER

| No. | Name | Pos. | Ht. | Year | Hometown |
|---|---|---|---|---|---|
| 10 | Karen McGinn | G | 5-5 | So. | Nashville, Tenn. |
| 12 | Allison Floyd | G | 5-7 | So. | Nashville, Tenn. |
| 13 | Ann Morrow | G | 5-5 | Jr. | Terry, Miss. |
| 14 | Rachel Williams | G | 5-4 | So. | Nashville, Tenn. |
| 15 | Maria Cardona | G | 5-7 | Fr. | Celina, Tenn. |
| 20 | Cathy Bender | G | 5-5 | Fr. | Mt. Juliet, Tenn. |
| 30 | Diane Beasley | F-G | 5-8 | Jr. | Franklin, Tenn. |
| 33 | Jean Henninger | F | 5-8 | Fr. | Athens, Ga. |
| 34 | Teresa Lawrence | F | 5-9 | Jr. | Lookout Mtn., Tenn. |
| 35 | Cindy Freeman | C | 5-11 | Fr. | Portland, Tenn. |
| 42 | Sissy Maddox | F | 5-10 | Jr. | Atlanta, Ga. |
| 44 | Ginnie Myers | C | 5-10 | So. | Franklin, Tenn. |

### SEASON STATISTICS

| Name | PPG | RPG | APG | FG Pct. | FT Pct. |
|---|---|---|---|---|---|
| Ann Morrow | 14.4 | 5.8 | 1.8 | .460 | .759 |
| Karen McGinn | 12.4 | 3.2 | 1.7 | .445 | .793 |
| Cindy Freeman | 11.5 | 7.2 | 0.0 | .346 | .888 |
| Teresa Lawrence | 8.5 | 9.7 | 0.6 | .438 | .447 |
| Sissy Maddox | 8.0 | 5.0 | 0.3 | .405 | .675 |
| Allison Floyd | 7.0 | 5.2 | 4.4 | .332 | .661 |
| Diane Beasley | 6.4 | 1.7 | 0.4 | .458 | .538 |
| Jean Henninger | 4.7 | 2.7 | 0.2 | .427 | .630 |
| Ginnie Myers | 3.8 | 2.6 | 0.4 | .429 | .698 |
| Cathy Bender | 1.8 | 1.1 | 1.0 | .343 | .450 |
| Maria Cardona | 0.4 | 0.9 | 0.0 | .154 | 1.000 |

### SEASON RESULTS

| Date | Opponent | W/L | VU | Opp |
|---|---|---|---|---|
| 11/18 | at Murray State | L | 66 | 81 |
| 11/20 | Murray State | W | 76 | 73 |
| 11/22 | at Volunteer State | W | 60 | 58 |
| 11/25 | Georgia Tech | L-ot | 67 | 69 |
| 12/2 | at Western Kentucky | L | 52 | 62 |
| 12/4 | Belmont | L | 61 | 62 |
| 12/7 | Tennessee Tech | L | 68 | 73 |
| 12/11 | at Middle Tennessee St | L | 67 | 69 |
| 12/13 | Auburn | L-2ot | 85 | 86 |
| 12/15 | #-at Fisk | W | 2 | 0 |
| 1/3-7 | Miss. State Classic (Starkville, Miss.) | | | |
| | Florida | W | 76 | 66 |
| | Mississippi State | L | 61 | 72 |
| | Alabama | L | 66 | 83 |
| 1/13 | at Mississippi State | L | 55 | 64 |
| 1/15 | at Alabama | L | 67 | 72 |
| 1/20 | Georgia | W | 80 | 63 |
| 1/26 | at Tennessee Tech | L | 65 | 81 |
| 1/29 | Florida | W | 67 | 65 |
| 2/3 | at Belmont | W | 50 | 46 |
| 2/5 | Volunteer State | W | 65 | 63 |
| 2/10 | Mississippi State | W | 66 | 57 |
| 2/12 | Alabama | W | 82 | 74 |
| 2/17 | at Georgia | L | 57 | 64 |
| 2/19 | at Georgia Tech | L | 63 | 71 |
| 2/24 | Fisk | W | 89 | 47 |
| 2/26 | Middle Tennessee | L | 70 | 74 |
| | Tennessee Tech | L | 49 | 70 |

#-Forfeit

## 1977-78 COMMODORES

**15-9 OVERALL (.625)**
**H: 10-2; A: 5-5**
**COACH: JOE PEPPER**

### ROSTER

| No. | Name | Pos. | Ht. | Year | Hometown |
|---|---|---|---|---|---|
| 10 | Karen McGinn | G | 5-5 | Fr. | Nashville, Tenn. |
| 12 | Allison Floyd | G | 5-7 | Fr. | Nashville, Tenn. |
| 13 | Ann Morrow | G | 5-5 | So. | Terry, Miss. |
| 14 | Rachel Williams | G | 5-4 | Fr. | Nashville, Tenn. |
| 34 | Teresa Lawrence | F | 5-9 | So. | Lookout Mtn., Tenn. |
| 42 | Sissy Maddox | F | 5-10 | So. | Atlanta, Ga. |
| -- | Betty Caldwell | | | | Monteagle, Tenn. |
| -- | Kathy Cunningham | | | | Winchester, Tenn. |
| -- | Dee Dooley | | | | Waynesboro, Tenn. |
| -- | Jan Jordan | | | | Franklin, Tenn. |
| -- | Molly O'Toole | | | | Shaker Heights, Ohio |

-- information not available

### SEASON STATISTICS

| Name | PPG | RPG | APG | FG Pct. | FT Pct. |
|---|---|---|---|---|---|
| Karen McGinn | 16.5 | 3.3 | 1.0 | .487 | .838 |
| Jan Jordan | 13.4 | 10.7 | 0.9 | .466 | .819 |
| Ann Morrow | 12.8 | 7.3 | 1.2 | .402 | .806 |
| Allison Floyd | 11.0 | 6.2 | 4.2 | .367 | .535 |
| Teresa Lawrence | 7.8 | 9.1 | 0.5 | .445 | .476 |
| Sissy Maddox | 5.3 | 5.0 | 0.7 | .465 | .659 |
| Kathy Cunningham | 4.2 | 3.3 | 0.7 | .302 | .900 |
| Rachel Williams | 2.6 | 0.9 | 0.0 | .277 | 1.000 |
| Dee Dooley | 2.5 | 2.7 | 0.6 | .471 | .316 |
| Betty Caldwell | 1.8 | 2.0 | 0.5 | .320 | .250 |
| Molly O'Toole | 0.3 | 1.7 | 0.0 | .066 | .500 |

### SEASON RESULTS

| Date | Opponent | W/L | VU | Opp |
|---|---|---|---|---|
| -- | Tennessee State | W | 73 | 60 |
| -- | Mississippi State | W | 81 | 66 |
| -- | at Tennessee State | L | 71 | 73 |
| -- | at Cumberland | W | 78 | 77 |
| -- | Western Kentucky | W | 63 | 62 |
| -- | Lipscomb | W | 71 | 57 |
| -- | Murray State | L-ot | 78 | 80 |
| -- | Motlow State | W | 70 | 61 |
| -- | at Western Kentucky | L | 76 | 86 |
| -- | at Austin Peay | L | 61 | 81 |
| -- | Cumberland | W | 68 | 45 |
| -- | at Lipscomb | W | 58 | 47 |
| -- | at Mississippi State | L | 60 | 85 |
| -- | at Motlow State | L | 70 | 88 |
| -- | at University of the South | W | 86 | 21 |
| -- | Bryan | W | 73 | 40 |
| -- | Mississippi | L | 64 | 85 |
| -- | at Volunteer State | W | 84 | 74 |
| -- | Austin Peay | W-ot | 75 | 70 |
| -- | University of the South | W | 90 | 41 |
| -- | Volunteer State | W | 94 | 69 |
| -- | at Bryan | W | 77 | 55 |
| -- | Mississippi State Classic (Starkville, Miss.) | | | |
| -- | Alabama | L | 69 | 88 |
| -- | Auburn | L | 64 | 82 |

--Information not available

# VANDERBILT VS. OPPONENTS

| OPPONENT | OVERALL | HOME | AWAY | NEUTRAL |
|---|---|---|---|---|
| Air Force | 2-0 | 1-0 | 1-0 | 0-0 |
| **Alabama** | **34-14** | **19-1** | **13-8** | **2-5** |
| Alabama A&M | 2-0 | 2-0 | 0-0 | 0-0 |
| Ala.-Birmingham | 6-0 | 3-0 | 3-0 | 0-0 |
| Ala.-Huntsville | 3-0 | 2-0 | 0-0 | 1-0 |
| Alabama State | 1-0 | 1-0 | 0-0 | 0-0 |
| Appalachian State | 1-0 | 1-0 | 0-0 | 0-0 |
| Arizona | 2-0 | 1-0 | 1-0 | 0-0 |
| Arizona State | 1-3 | 1-0 | 0-1 | 0-2 |
| **Arkansas** | **25-9** | **14-1** | **8-7** | **3-1** |
| **Auburn** | **28-21** | **13-8** | **10-10** | **5-3** |
| **Austin Peay** | **15-1** | **8-0** | **4-1** | **3-0** |
| **Ball State** | **1-1** | **0-1** | **1-0** | **0-0** |
| Belmont | 10-5 | 6-4 | 4-1 | 0-0 |
| Boston College | 0-1 | 0-0 | 0-0 | 0-1 |
| Boston University | 2-1 | 1-0 | 1-1 | 0-0 |
| Bowling Green | 2-3 | 2-1 | 0-1 | 0-1 |
| Bryan | 2-0 | 1-0 | 1-0 | 0-0 |
| Butler | 1-1 | 1-1 | 0-0 | 0-0 |
| BYU | 1-0 | 0-0 | 0-0 | 1-0 |
| California | 2-2 | 2-1 | 0-1 | 0-0 |
| CS-Fullerton | 1-0 | 0-0 | 1-0 | 0-0 |
| UC-Los Angeles | 2-0 | 0-0 | 0-0 | 2-0 |
| UC-Riverside | 1-1 | 1-0 | 0-1 | 0-0 |
| UC-Santa Barbara | 0-3 | 0-1 | 0-1 | 0-1 |
| Campbell | 1-0 | 1-0 | 0-0 | 0-0 |
| Campbellsville | 1-0 | 1-0 | 0-0 | 0-0 |
| Canisius | 1-0 | 1-0 | 0-0 | 0-0 |
| Carson Newman | 3-0 | 1-0 | 2-0 | 0-0 |
| **Central Michigan** | **0-1** | **0-0** | **1-0** | **0-0** |
| Charleston So. | 1-0 | 1-0 | 0-0 | 0-0 |
| Chattanooga | 11-6 | 5-2 | 5-4 | 1-0 |
| Cheyney State | 1-0 | 1-0 | 0-0 | 0-0 |
| Clemson | 4-0 | 2-0 | 1-0 | 1-0 |
| Cleveland State | 2-0 | 1-0 | 1-0 | 0-0 |
| Colgate | 1-0 | 1-0 | 0-0 | 0-0 |
| College of Charleston | 1-0 | 1-0 | 0-0 | 0-0 |
| Colorado | 4-1 | 2-1 | 2-0 | 0-0 |
| **Connecticut** | **2-4** | **1-0** | **0-2** | **1-2** |
| Coppin State | 1-0 | 1-0 | 0-0 | 0-0 |
| **Creighton** | **1-0** | **1-0** | **0-0** | **0-0** |
| Cumberland | 2-0 | 1-0 | 1-0 | 0-0 |
| Dartmouth | 4-0 | 3-0 | 1-0 | 0-0 |
| Davidson | 2-0 | 2-0 | 0-0 | 0-0 |
| Dayton | 5-3 | 3-1 | 2-2 | 0-0 |
| Delaware | 1-0 | 0-0 | 0-0 | 1-0 |
| Delaware State | 2-0 | 2-0 | 0-0 | 0-0 |
| Delta State | 0-3 | 0-1 | 0-1 | 0-1 |
| Denver | 1-1 | 1-0 | 0-1 | 0-0 |
| DePaul | 5-2 | 3-0 | 1-2 | 1-0 |
| Detroit | 1-0 | 1-0 | 0-0 | 0-0 |
| District of Columbia | 1-0 | 1-0 | 0-0 | 0-0 |
| Drexel | 2-0 | 1-0 | 1-0 | 0-0 |
| Duke | 3-5 | 2-2 | 0-3 | 1-0 |
| Duquesne | 3-0 | 1-0 | 2-0 | 0-0 |
| East Carolina | 2-0 | 1-0 | 1-0 | 0-0 |
| East Tennessee State | 6-2 | 4-1 | 2-1 | 0-0 |
| Eastern Illinois | 2-0 | 2-0 | 0-0 | 0-0 |
| Eastern Kentucky | 5-0 | 4-0 | 0-0 | 1-0 |
| Elon | 2-0 | 1-0 | 1-0 | 0-0 |
| Evansville | 6-0 | 4-0 | 2-0 | 0-0 |
| Fairfield | 1-0 | 0-0 | 0-0 | 1-0 |
| Fisk | 2-0 | 1-0 | 1-0 | 0-0 |
| **Florida** | **33-24** | **16-9** | **13-12** | **4-3** |
| Florida State | 1-2 | 1-0 | 0-1 | 0-1 |
| Florida A&M | 1-0 | 1-0 | 0-0 | 0-0 |
| Fla. International | 1-0 | 1-0 | 0-0 | 0-0 |
| Fordham | 2-0 | 1-0 | 1-0 | 0-0 |
| Furman | 1-0 | 1-0 | 0-0 | 0-0 |
| George Washington | 5-0 | 2-0 | 3-0 | 0-0 |
| **Georgia** | **27-38** | **13-11** | **7-20** | **7-7** |
| Ga. Southern | 3-0 | 2-0 | 1-0 | 0-0 |
| Ga. Southwest | 1-0 | 0-0 | 0-0 | 1-0 |
| Ga. Tech | 4-2 | 1-1 | 2-1 | 1-0 |
| Grambling | 1-0 | 1-0 | 0-0 | 0-0 |
| Green Bay | 1-1 | 1-0 | 0-1 | 0-0 |
| Hampton | 1-0 | 1-0 | 0-0 | 0-0 |
| Hartford | 2-0 | 1-0 | 1-0 | 0-0 |
| Harvard | 5-0 | 2-0 | 2-0 | 1-0 |
| Hawaii | 2-0 | 0-0 | 1-0 | 1-0 |
| High Point | 1-0 | 1-0 | 0-0 | 0-0 |
| Holy Cross | 2-0 | 2-0 | 0-0 | 0-0 |
| Howard | 3-0 | 3-0 | 0-0 | 0-0 |
| Idaho State | 1-0 | 1-0 | 0-0 | 0-0 |

## All-Time Totals

**Overall Record:** 832-453
**Home Record:** 471-129
**Away Record:** 240-254
**Neutral Record:** 121-70
**SEC Record:** 243-214

| OPPONENT | OVERALL | HOME | AWAY | NEUTRAL |
|---|---|---|---|---|
| Illinois | 1-1 | 1-0 | 0-1 | 0-0 |
| Illinois State | 2-0 | 1-0 | 1-0 | 0-0 |
| Indiana | 1-2 | 1-0 | 0-2 | 0-0 |
| Indiana State | 1-1 | 1-0 | 0-1 | 0-0 |
| IUPUI | 1-0 | 1-0 | 0-0 | 0-0 |
| Iowa | 4-0 | 0-0 | 0-0 | 4-0 |
| Iowa State | 3-1 | 2-0 | 0-1 | 1-0 |
| James Madison | 6-1 | 2-0 | 3-0 | 1-1 |
| Kansas | 3-1 | 0-0 | 1-0 | 2-1 |
| **Kansas State** | **2-0** | **0-0** | **0-0** | **2-0** |
| Kennesaw State | 1-0 | 0-0 | 0-0 | 0-0 |
| **Kentucky** | **29-24** | **15-8** | **11-12** | **3-4** |
| Lafayette | 1-0 | 0-0 | 0-0 | 1-0 |
| La Salle | 2-0 | 1-0 | 1-0 | 0-0 |
| Lehigh | 1-0 | 1-0 | 0-0 | 0-0 |
| Liberty | 2-0 | 1-0 | 0-0 | 1-0 |
| Lipscomb | 16-0 | 9-0 | 6-0 | 1-0 |
| **LSU** | **22-21** | **15-3** | **4-15** | **7-3** |
| Louisiana Tech | 1-1 | 0-0 | 0-1 | 1-0 |
| Louisville | 8-6 | 5-2 | 2-4 | 1-1 |
| Loyola Marymount | 1-0 | 0-0 | 0-0 | 1-0 |
| Maine | 1-0 | 0-0 | 1-0 | 0-0 |
| Manhattan | 2-0 | 1-0 | 1-0 | 0-0 |
| Marquette | 0-2 | 0-1 | 0-1 | 0-0 |
| Marshall | 1-0 | 1-0 | 0-0 | 0-0 |
| Maryland | 0-2 | 0-0 | 0-0 | 0-2 |
| Massachusetts | 2-0 | 1-0 | 1-0 | 0-0 |
| McNeese State | 1-0 | 1-0 | 0-0 | 0-0 |
| Memphis | 11-5 | 8-1 | 3-4 | 0-0 |
| Mercer | 2-0 | 1-0 | 1-0 | 0-0 |
| **Miami (Fla.)** | **1-1** | **0-0** | **0-1** | **1-0** |
| Miami (Ohio) | 5-0 | 3-0 | 2-0 | 0-0 |
| Michigan | 3-1 | 1-0 | 1-1 | 1-0 |
| Michigan State | 1-2 | 1-0 | 0-1 | 0-1 |
| **Middle Tennessee** | **8-9** | **6-5** | **2-3** | **0-1** |
| Minnesota | 2-0 | 1-0 | 0-0 | 1-0 |
| **Mississippi** | **33-16** | **18-3** | **9-13** | **6-0** |
| **Mississippi State** | **36-20** | **19-4** | **11-13** | **6-3** |
| Mississippi Valley | 4-0 | 3-0 | 1-0 | 0-0 |
| **Missouri** | **3-5** | **1-3** | **1-2** | **1-0** |
| Missouri State | 3-0 | 2-0 | 1-0 | 0-0 |
| Mo.-Kansas City | 1-0 | 1-0 | 0-0 | 0-0 |
| Montana | 3-0 | 0-0 | 1-0 | 2-0 |
| Montevallo | 1-0 | 1-0 | 0-0 | 0-0 |
| Morehead State | 2-0 | 1-0 | 1-0 | 0-0 |
| Motlow | 1-1 | 1-0 | 0-1 | 0-0 |
| Murray State | 4-3 | 3-1 | 0-1 | 1-1 |
| New Mexico State | 2-0 | 0-0 | 0-0 | 2-0 |
| New Orleans | 2-0 | 1-0 | 1-0 | 0-0 |
| Nicholls State | 1-0 | 1-0 | 0-0 | 0-0 |
| **North Alabama** | **3-0** | **1-0** | **1-0** | **1-0** |
| North Carolina | 2-3 | 0-1 | 0-0 | 2-2 |
| UNC-Asheville | 2-0 | 2-0 | 0-0 | 0-0 |
| UNC-Charlotte | 1-0 | 1-0 | 0-0 | 0-0 |
| **N.C. State** | **2-4** | **1-2** | **0-2** | **1-0** |
| North Texas | 1-0 | 1-0 | 0-0 | 0-0 |
| Northern Arizona | 1-0 | 1-0 | 0-0 | 0-0 |
| Northern Illinois | 4-0 | 2-0 | 1-0 | 1-0 |
| Northwestern | 2-2 | 1-1 | 0-1 | 1-0 |
| Notre Dame | 1-4 | 1-1 | 0-2 | 0-1 |
| Oakland | 2-0 | 2-0 | 0-0 | 0-0 |
| Ohio | 1-0 | 1-0 | 0-0 | 0-0 |
| Ohio State | 1-1 | 1-0 | 0-1 | 0-0 |
| Oklahoma | 2-1 | 1-0 | 1-1 | 0-0 |
| Oklahoma State | 1-1 | 1-0 | 0-1 | 0-0 |
| Old Dominion | 1-4 | 0-1 | 1-2 | 0-1 |
| Oral Roberts | 1-0 | 1-0 | 0-0 | 0-0 |
| Oregon | 2-0 | 1-0 | 1-0 | 0-0 |
| Oregon State | 3-0 | 1-0 | 1-0 | 1-0 |
| Penn State | 2-4 | 1-2 | 1-2 | 0-0 |
| Pepperdine | 1-0 | 0-0 | 0-1 | 0-0 |
| Pittsburgh | 1-0 | 1-0 | 0-0 | 0-0 |
| Portland State | 1-0 | 0-0 | 1-0 | 0-0 |
| **Presbyterian** | **1-0** | **1-0** | **0-0** | **0-0** |

| OPPONENT | OVERALL | HOME | AWAY | NEUTRAL |
|---|---|---|---|---|
| Princeton | 3-0 | 1-0 | 1-0 | 1-0 |
| Providence | 1-0 | 0-0 | 1-0 | 0-0 |
| Purdue | 4-3 | 2-0 | 2-1 | 0-2 |
| Quinnipiac | 2-0 | 1-1 | 1-0 | 0-0 |
| Radford | 1-0 | 1-0 | 0-0 | 0-0 |
| Rhode Island | 2-0 | 1-0 | 0-0 | 1-0 |
| Rice | 1-0 | 0-0 | 0-0 | 1-0 |
| Richmond | 1-0 | 0-0 | 1-0 | 0-0 |
| Robert Morris | 1-0 | 1-0 | 0-0 | 0-0 |
| Rutgers | 2-0 | 2-0 | 0-0 | 0-0 |
| St. Francis (Pa.) | 1-0 | 1-0 | 0-0 | 0-0 |
| St. Joseph's | 2-1 | 0-0 | 1-1 | 1-0 |
| St. Louis | 4-0 | 2-0 | 2-0 | 0-0 |
| St. Mary's | 1-0 | 0-0 | 0-0 | 1-0 |
| St. Peter's | 1-0 | 1-0 | 0-0 | 0-0 |
| Sam Houston State | 1-0 | 1-0 | 0-0 | 0-0 |
| **Samford** | **2-0** | **2-0** | **0-0** | **0-0** |
| San Francisco | 1-0 | 1-0 | 0-0 | 0-0 |
| Savannah State | 2-0 | 1-0 | 1-0 | 0-0 |
| Siena | 1-0 | 1-0 | 0-0 | 0-0 |
| Univ. of South | 2-0 | 1-0 | 1-0 | 0-0 |
| South Alabama | 2-1 | 1-0 | 0-1 | 1-0 |
| **South Carolina** | **21-15** | **11-5** | **8-10** | **2-0** |
| South Carolina Upstate | 1-0 | 1-0 | 0-0 | 0-0 |
| South Florida | 3-0 | 1-0 | 1-0 | 1-0 |
| Southern | 1-1 | 1-0 | 0-1 | 0-0 |
| Southern California | 1-0 | 0-0 | 1-0 | 0-0 |
| Southern Illinois | 10-1 | 4-1 | 5-0 | 1-0 |
| Southern Illinois-Edwardsville | 1-0 | 0-0 | 0-0 | 1-0 |
| Stanford | 0-1 | 0-0 | 0-0 | 0-1 |
| Stephen F. Austin | 1-0 | 0-0 | 1-0 | 0-0 |
| Syracuse | 3-1 | 1-0 | 1-0 | 1-1 |
| Temple | 2-0 | 1-0 | 1-0 | 0-0 |
| **Tennessee** | **9-70** | **7-27** | **0-33** | **2-10** |
| Tennessee-Martin | 12-1 | 7-0 | 5-1 | 0-0 |
| **Tennessee State** | **14-2** | **9-0** | **4-2** | **1-0** |
| Tennessee Tech | 8-10 | 7-2 | 1-6 | 0-2 |
| Texas | 4-1 | 2-0 | 2-1 | 0-0 |
| **Texas A&M** | **4-5** | **3-2** | **1-3** | **0-0** |
| TX A&M-Corpus Christi | 3-0 | 2-0 | 1-0 | 0-0 |
| Texas-Arlington | 1-0 | 1-0 | 0-0 | 0-0 |
| Texas Christian | 0-1 | 0-0 | 0-1 | 0-0 |
| Texas Southern | 1-0 | 1-0 | 0-0 | 0-0 |
| Texas Tech | 0-5 | 0-1 | 0-2 | 0-2 |
| Toledo | 1-0 | 1-0 | 0-0 | 0-0 |
| Towson State | 2-0 | 1-0 | 1-0 | 0-0 |
| Transylvania | 1-0 | 1-0 | 0-0 | 0-0 |
| Troy | 3-0 | 2-0 | 1-0 | 0-0 |
| Tulane | 1-1 | 1-0 | 0-1 | 0-0 |
| Union | 2-0 | 2-0 | 0-0 | 0-0 |
| Utah | 2-1 | 1-0 | 0-1 | 1-0 |
| Vermont | 3-0 | 1-0 | 2-0 | 0-0 |
| Villanova | 1-0 | 1-0 | 0-0 | 0-0 |
| Virginia | 2-4 | 1-0 | 0-2 | 1-2 |
| Va. Commonwealth | 1-0 | 0-0 | 0-0 | 1-0 |
| Virginia Tech | 2-1 | 1-0 | 0-1 | 1-0 |
| Volunteer State | 4-0 | 2-0 | 2-0 | 0-0 |
| Wagner | 1-0 | 1-0 | 0-0 | 0-0 |
| Washington | 1-1 | 0-0 | 0-1 | 1-0 |
| Weber State | 1-0 | 1-0 | 0-0 | 0-0 |
| Western Carolina | 2-0 | 1-0 | 0-0 | 1-0 |
| Western Illinois | 1-0 | 1-0 | 0-0 | 0-0 |
| Western Kentucky | 22-12 | 13-3 | 6-9 | 3-0 |
| Western Michigan | 1-0 | 1-0 | 0-0 | 0-0 |
| Western Virginia | 2-0 | 1-0 | 0-0 | 1-0 |
| William & Mary | 1-0 | 1-0 | 0-0 | 0-0 |
| Wingate | 1-0 | 1-0 | 0-0 | 0-0 |
| Winthrop | 1-0 | 1-0 | 0-0 | 0-0 |
| Wisconsin | 3-1 | 2-0 | 1-0 | 0-1 |
| UW-Milwaukee | 2-0 | 1-0 | 1-0 | 0-0 |
| Wright State | 2-0 | 0-0 | 1-0 | 1-0 |
| Xavier | 2-2 | 1-0 | 0-2 | 1-0 |
| Youngstown State | 1-0 | 1-0 | 0-0 | 0-0 |

2018-19 Opponents in **BOLD**

# SERIES RESULTS

**Air Force (2-0)**
**H: 1-0, A: 0-0, N: 0-0**

| Date | Site | W/L | Score | Series |
|---|---|---|---|---|
| 2015-16 | Nashville | W | 86-29 | 1-0 |
| 2016-17 | Air Force | W | 75-49 | 2-0 |

**Alabama (34-14)**
**H: 19-1, A: 13-8, N: 2-5**

| Date | Site | W/L | Score | Series |
|---|---|---|---|---|
| 1977-78 | Starkville, Miss. ^ | L | 69-88 | 0-1 |
| 1978-79 | Starkville, Miss. ^ | L | 66-83 | 0-2 |
| | Tuscalooosa, Ala. | L | 67-72 | 0-3 |
| | Nashville | W | 82-74 | 1-3 |
| 1979-80 | Knoxville, Tenn. * | L | 53-69 | 1-4 |
| 1980-81 | Tuscaloosa, Ala. | L | 73-96 | 1-5 |
| 1983-84 | Nashville | W | 84-74 | 2-5 |
| | Athens, Ga. * | L | 73-83 | 2-6 |
| 1984-85 | Tuscaloosa, Ala. | W (ot) | 87-85 | 3-6 |
| 1985-86 | Nashville | W | 84-75 | 4-6 |
| 1986-87 | Tuscaloosa, Ala. | W | 90-84 | 5-6 |
| 1987-88 | Nashville | W | 71-65 | 6-6 |
| 1988-89 | Tuscaloosa, Ala. | W | 91-79 | 7-6 |
| 1989-90 | Nashville | W | 98-74 | 8-6 |
| 1990-91 | Tuscaloosa, Ala. | L | 63-73 | 8-7 |
| 1991-92 | Nashville | W | 94-51 | 9-7 |
| 1992-93 | Tuscaloosa, Ala. | W | 87-70 | 10-7 |
| 1993-94 | Nashville | W | 77-73 | 11-7 |
| 1994-95 | Tuscaloosa, Ala. | L | 63-71 | 11-8 |
| 1995-96 | Nashville | W | 73-59 | 12-8 |
| 1996-97 | Tuscaloosa, Ala. | L | 60-70 | 12-9 |
| 1997-98 | Nashville | W | 81-79 | 13-9 |
| 1998-99 | Tuscaloosa, Ala. | L | 59-102 | 13-10 |
| 1999-00 | Tuscaloosa, Ala. | W | 68-63 | 14-10 |
| 2000-01 | Nashville | W | 68-56 | 15-10 |
| 2001-02 | Tuscaloosa, Ala. | W | 69-46 | 16-10 |
| 2002-03 | Nashville | W | 80-69 | 17-10 |
| 2003-04 | Tuscaloosa, Ala. | L | 68-81 | 17-11 |
| 2004-05 | Nashville | W | 64-53 | 18-11 |
| 2005-06 | Tuscaloosa, Ala. | W | 65-53 | 19-11 |
| | North Little Rock, Ark.* | W | 84-62 | 20-11 |
| 2006-07 | Nashville | W | 91-51 | 21-11 |
| 2007-08 | Tuscaloosa, Ala. | W | 92-47 | 22-11 |
| | Nashville | W | 83-54 | 23-11 |
| 2008-09 | Tuscaloosa, Ala. | W | 85-76 | 24-11 |
| | Nashville | W | 88-64 | 25-11 |
| 2009-10 | Nashville | W | 70-61 | 26-11 |
| 2010-11 | Tuscaloosa, Ala. | W | 82-66 | 27-11 |
| 2011-12 | Nashville | W | 67-54 | 28-11 |
| 2012-13 | Tuscaloosa, Ala. | W | 67-58 | 29-11 |
| 2013-14 | Nashville | L | 62-66 | 29-12 |
| 2014-15 | Tuscaloosa, Ala. | W | 56-53 | 30-12 |
| | North Little Rock, Ark.* | W | 66-56 | 31-12 |
| 2015-16 | Tuscaloosa, Ala. | W | 54-48 | 32-12 |
| | Nashville | W | 67-52 | 33-12 |
| 2016-17 | Nashville | W | 87-80 | 34-12 |
| | Greenville, S.C.* | L | 57-77 | 34-13 |
| 2017-18 | Tuscaloosa, Ala. | L | 75-77 | 34-14 |

^ Mississippi State Classic, Mississippi State, host
* SEC Tournament

**Alabama A&M (2-0)**
**H: 2-0, A: 0-0, N: 0-0**

| Date | Site | W/L | Score | Series |
|---|---|---|---|---|
| 2005-06 | Nashville | W | 80-29 | 1-0 |
| 2011-12 | Nashville | W | 86-55 | 2-0 |

**Alabama-Birmingham (6-0)**
**H: 3-0, A: 3-0, N: 0-0**

| Date | Site | W/L | Score | Series |
|---|---|---|---|---|
| 1985-86 | Birmingham, Ala. | W | 76-60 | 1-0 |
| 1986-87 | Nashville | W | 70-48 | 2-0 |
| 2006-07 | Birmingham, Ala. | W | 85-63 | 3-0 |
| 2007-08 | Nashville | W | 92-51 | 4-0 |
| 2012-13 | Nashville | W | 69-54 | 5-0 |
| 2013-14 | Birmingham, Ala. | W | 87-76 | 6-0 |

**Alabama-Huntsville (3-0)**
**H: 2-0, A: 0-0, N: 1-0**

| Date | Site | W/L | Score | Series |
|---|---|---|---|---|
| 1982-83 | Morehead, Ky. ^ | W | 76-71 | 1-0 |
| 1985-86 | Nashville | W | 100-47 | 2-0 |
| 2014-15 | Nashville | W | 74-51 | 3-0 |

^Lady Eagle Classic

**Alabama State (1-0)**
**H: 1-0, A: 0-0, N: 0-0**

| Date | Site | W/L | Score | Series |
|---|---|---|---|---|
| 1991-92 | Nashville ^ | W | 88-42 | 1-0 |

^ O'Charley's Classic (Memorial Gym)

**Appalachian State (1-0)**
**H: 1-0, A: 0-0, N: 0-0**

| Date | Site | W/L | Score | Series |
|---|---|---|---|---|
| 2013-14 | Nashville | W | 96-53 | 1-0 |

**Arizona (2-0)**
**H: 1-0, A: 1-0, N: 0-0**

| Date | Site | W/L | Score | Series |
|---|---|---|---|---|
| 1992-93 | Tucson, Ariz. | W | 73-63 | 1-0 |
| 1994-95 | Nashville | W | 79-39 | 2-0 |

**Arizona State (1-3)**
**H: 1-0, A: 0-1, N: 0-2**

| Date | Site | W/L | Score | Series |
|---|---|---|---|---|
| 2001-02 | Nashville^ | W | 61-35 | 1-0 |
| 2005-06 | Tempe, Ariz.! | L | 60-69 | 1-1 |
| 2013-14 | Toledo, Ohio^^ | L | 61-69 | 1-2 |
| 2014-15 | Estero, Fla. # | L | 67-72 | 1-3 |

^NCAA First Round ^^NCAA First Round
! WBCA/BTI Classic
# Gulf Coast Showcase

**Arkansas (25-9)**
**H: 14-1, A: 8-7, N: 3-1**

| Date | Site | W/L | Score | Series |
|---|---|---|---|---|
| 1991-92 | Nashville | W | 79-75 | 1-0 |
| 1992-93 | Fayetteville, Ark. | W | 80-59 | 2-0 |
| 1993-94 | Nashville | W | 67-58 | 3-0 |
| 1994-95 | Fayetteville, Ark. | L | 71-73 | 3-1 |
| 1995-96 | Fayetteville, Ark. | W | 65-60 | 4-1 |
| 1996-97 | Nashville | W | 77-68 | 5-1 |
| 1997-98 | Fayetteville, Ark. | Wot | 85-80 | 6-1 |
| 1998-99 | Nashville | W | 73-57 | 7-1 |
| 1999-00 | Fayetteville, Ark. | L | 52-61 | 7-2 |
| 2000-01 | Nashville | L | 64-68 | 7-3 |
| 2001-02 | Fayetteville, Ark. | L | 57-67 | 7-4 |
| | Nashville* | W | 81-78 | 8-4 |
| 2002-03 | Nashville | W | 76-59 | 9-4 |
| 2003-04 | Fayetteville, Ark. | W | 74-69 | 10-4 |
| 2004-05 | Nashville | W | 78-43 | 11-4 |
| | Greenville, S.C. | W | 79-60 | 12-4 |
| 2005-06 | Fayetteville, Ark. | Lot | 51-52 | 12-5 |
| | Nashville | W | 64-59 | 13-5 |
| 2006-07 | Nashville | W | 98-61 | 14-5 |
| | Fayetteville, Ark. | W | 61-34 | 15-5 |
| 2007-08 | Fayetteville, Ark. | W | 63-50 | 16-5 |
| 2008-09 | Nashville | Wot | 72-61 | 17-5 |
| 2009-10 | Fayetteville, Ark. | W | 67-61 | 18-5 |
| | Duluth, Ga.* | Wot | 65-64 | 19-5 |
| 2010-11 | Nashville | W | 65-54 | 20-5 |
| 2011-12 | Fayetteville, Ark. | L | 47-69 | 20-6 |
| 2012-13 | Nashville | W | 78-58 | 21-6 |
| 2013-14 | Fayetteville, Ark. | W | 56-50 | 22-6 |
| 2014-15 | Nashville | W | 55-53 | 23-6 |
| 2015-16 | Fayetteville, Ark. | L | 56-57 | 23-7 |
| 2016-17 | Fayetteville, Ark. | L | 56-59 | 23-8 |
| | Nashville | W | 66-64 | 24-8 |
| 2017-18 | Nashville | W | 78-73 | 25-8 |
| | Nashville* | L | 76-88 | 25-9 |

*SEC Tournament

**Auburn (28-21)**
**H: 13-8 A: 10-10, N: 5-3**

| Date | Site | W/L | Score | Series |
|---|---|---|---|---|
| 1977-78 | Starkville, Miss. ^ | L | 64-82 | 0-1 |
| 1978-79 | Nashville | L-2ot | 85-86 | 0-2 |
| 1979-80 | Auburn, Ala. | L | 62-78 | 0-3 |
| 1980-81 | Nashville | W | 79-74 | 1-3 |
| 1983-84 | Auburn, Ala. | L | 64-83 | 1-4 |
| 1985-86 | Nashville | W | 60-59 | 2-4 |
| | Athens, Ga. * | W | 89-79 | 3-4 |
| 1986-87 | Auburn, Ala. | L | 67-111 | 3-5 |
| 1987-88 | Nashville | L | 57-89 | 3-6 |
| 1988-89 | Auburn, Ala. | L | 69-87 | 3-7 |
| 1989-90 | Nashville | L-2ot | 93-96 | 3-8 |
| | Iowa City, Iowa # | L | 67-89 | 3-9 |
| 1990-91 | Auburn, Ala. | L | 75-83 | 3-10 |
| | Knoxville, Tenn. + | L | 45-58 | 3-11 |
| 1991-92 | Nashville | W | 81-67 | 4-11 |
| 1992-93 | Auburn, Ala. | L | 53-55 | 4-12 |
| 1993-94 | Nashville | W | 75-58 | 5-12 |
| 1994-95 | Auburn, Ala. | W | 53-34 | 6-12 |
| 1995-96 | Nashville | L | 66-71 | 6-13 |
| 1996-97 | Auburn, Ala. | L | 60-61 | 6-14 |
| 1997-98 | Nashville | W | 62-51 | 7-14 |
| 1998-99 | Auburn, Ala. | L | 55-64 | 7-15 |
| 1999-00 | Nashville | L | 54-55 | 7-16 |
| 2000-01 | Auburn, Ala. | W | 74-66 | 8-16 |
| 2001-02 | Nashville | W | 72-54 | 9-16 |
| | Nashville* | W | 55-39 | 10-16 |
| 2002-03 | Auburn, Ala. | W | 67-66 | 11-16 |
| 2003-04 | Nashville | W | 67-63 | 12-16 |
| | Auburn, Ala. | W | 68-60 | 13-16 |
| | Nashville* | W | 76-74 | 14-16 |
| 2004-05 | Auburn, Ala. | W | 73-67 | 15-16 |
| | Nashville | W | 66-64 | 16-16 |
| 2005-06 | Auburn, Ala. | W | 57-53 | 17-16 |
| 2006-07 | Nashville | W | 80-45 | 18-16 |
| 2007-08 | Auburn, Ala. | W | 73-56 | 19-16 |
| | Nashville* | W | 49-44 | 20-16 |
| 2008-09 | Nashville | W | 73-70 | 21-16 |
| | North Little Rock* | W | 61-54 | 22-16 |
| 2009-10 | Auburn, Ala. | W | 61-60 | 23-16 |
| 2010-11 | Nashville | W | 67-59 | 24-16 |
| 2011-12 | Nashville | W | 66-58 | 25-16 |
| | Auburn, Ala. | W | 66-61 | 26-16 |
| 2012-13 | Nashville | W | 59-44 | 27-16 |
| 2013-14 | Auburn, Ala. | W | 74-65 | 28-16 |
| | Nashville | L | 62-68 | 28-17 |
| 2014-15 | Nashville | L | 58-70 | 28-18 |
| 2015-16 | Auburn, Ala. | L | 45-53 | 28-19 |
| 2016-17 | Nashville | L | 59-64 | 28-20 |
| 2017-18 | Auburn, Ala. | L | 60-63 | 28-21 |

^ Mississippi State Classic
*SEC Tournament
# NCAA Second Round
+ NCAA Regional Semifinal

**Austin Peay (15-1)**
**H: 8-0, A: 4-1, N: 3-0**

| Date | Site | W/L | Score | Series |
|---|---|---|---|---|
| 1977-78 | Clarksville, Tenn. | L | 61-81 | 0-1 |
| | Nashville | W-ot | 75-70 | 1-1 |
| 1979-80 | Martin, Tenn. ^ | W | 77-56 | 2-1 |
| 1980-81 | Martin, Tenn. ^ | W | 71-69 | 3-1 |
| | Clarksville, Tenn. | W | 59-57 | 4-1 |
| 1981-82 | Nashville | W | 80-74 | 5-1 |
| | Chattanooga, Tenn.+ | W | 78-76 | 6-1 |
| 1982-83 | Clarksville, Tenn. | W | 97-47 | 7-1 |
| 1988-89 | Nashville | W | 97-30 | 8-1 |
| 1989-90 | Clarksville, Tenn. | W | 88-62 | 9-1 |
| 1990-91 | Nashville | W | 111-60 | 10-1 |
| 2002-03 | Nashville | W | 84-50 | 11-1 |
| 2009-10 | Nashville# | W | 95-51 | 12-1 |
| 2011-12 | Clarksville, Tenn. | W | 83-51 | 13-1 |
| 2012-13 | Nashville | W | 67-36 | 14-1 |
| 2015-16 | Nashville | W | 73-56 | 15-1 |

^UT-Martin Christmas Classic
+ AIAW Tournament,
# Vanderbilt Thanksgiving Tournament

# SERIES RESULTS

**Ball State (1-1)**
**H: 0-1, A: 1-0, N: 0-0**

| Date | Site | W/L | Score | Series |
|---|---|---|---|---|
| 1986-87 | Muncie, Ind. | W | 89-70 | 1-0 |
| 2017-18 | Nashville, Tenn. | L | 79-88 | 1-1 |

**Belmont (10-5)**
**H: 6-4, A: 4-1, N: 0-0**

| Date | Site | W/L | Score | Series |
|---|---|---|---|---|
| 1978-79 | Vanderbilt | L | 61-62 | 0-1 |
| | Belmont | W | 50-46 | 1-1 |
| 1979-80 | Vanderbilt | L | 61-87 | 1-2 |
| | Belmont | W | 76-64 | 2-2 |
| 1980-81 | Belmont | L | 66-75 | 2-3 |
| | Vanderbilt | L | 70-80 | 2-4 |
| 1981-82 | Vanderbilt | W | 82-58 | 3-4 |
| 1982-83 | Belmont | W | 81-70 | 4-4 |
| 1983-84 | Vanderbilt | W | 91-47 | 5-4 |
| 1986-87 | Vanderbilt | W | 95-48 | 6-4 |
| 1987-88 | Belmont | W | 81-65 | 7-4 |
| 1988-89 | Vanderbilt | W | 82-51 | 8-4 |
| 2007-08 | Vanderbilt | W | 104-43 | 9-4 |
| 2014-15 | Vanderbilt | W | 65-58 | 10-4 |
| 2017-18 | Vanderbilt | L | 74-111 | 10-5 |

**Boston College (0-1)**
**H: 0-0, A: 0-0, N: 0-1**

| Date | Site | W/L | Score | Series |
|---|---|---|---|---|
| 2002-03 | Norfolk, Va. # | Lot | 85-86 | 0-1 |

#NCAA East Region Second Round

**Boston University (2-1)**
**H: 1-0, A: 1-1, N: 0-0**

| Date | Site | W/L | Score | Series |
|---|---|---|---|---|
| 1981-82 | Boston, Mass. | L | 78-80 | 0-1 |
| 2000-01 | Nashville^ | W | 92-56 | 1-1 |
| 2002-03 | Boston, Mass. | W | 68-51 | 2-1 |

^First Tennessee Tournament (Memorial Gym)

**Bowling Green (2-3)**
**H: 2-1, A: 0-1, N: 0-1**

| Date | Site | W/L | Score | Series |
|---|---|---|---|---|
| 1992-93 | Nashville | W | 69-66 | 1-0 |
| 1993-94 | Nashville | W | 92-70 | 2-0 |
| 2006-07 | East Lansing, Mich.^ | L | 56-59 | 2-1 |
| 2009-10 | Nashville | L | 60-66 | 2-2 |
| 2010-11 | Bowling Green, Ohio | L | 68-79 | 2-3 |

^ NCAA Tournament First Round

**Bryan (2-0)**
**H: 1-0, A: 1-0, N: 0-0**

| Date | Site | W/L | Score | Series |
|---|---|---|---|---|
| 1977-78 | Nashville | W | 73-40 | 1-0 |
| | Dayton, Tenn. | W | 77-55 | 2-0 |

**Butler (1-1)**
**H: 1-1, A: 0-0, N: 0-0**

| Date | Site | W/L | Score | Series |
|---|---|---|---|---|
| 1990-91 | Nashville | L | 88-91 | 0-1 |
| 1998-99 | Nashville | W | 78-64 | 1-1 |

**BYU (1-0)**
**H: 0-0, A: 0-0, N: 1-0**

| Date | Site | W/L | Score | Series |
|---|---|---|---|---|
| 2004-05 | Malibu, Calif.# | W | 78-64 | 1-0 |

# Hilton Woodland Hills Beach Classic

**California (2-2)**
**H: 1-1, A: 0-1, N: 1-0**

| Date | Site | W/L | Score | Series |
|---|---|---|---|---|
| 1989-90 | Nashville | L | 70-72 | 0-1 |
| 1992-93 | Nashville ^ | W | 82-63 | 1-1 |
| 2006-07 | Nashville | W | 67-55 | 2-1 |
| 2007-08 | Berkeley, Calif. | L | 59-67 | 2-2 |

^NCAA Tournament Second Round (Belmont)

**Cal State Fullerton (1-0)**
**H: 0-0, A: 1-0, N: 0-0**

| Date | Site | W/L | Score | Series |
|---|---|---|---|---|
| 2008-09 | Fullerton, Calif. | W | 83-67 | 1-0 |

**UC Riverside (1-1)**
**H: 1-0, A: 0-1, N: 0-0**

| Date | Site | W/L | Score | Series |
|---|---|---|---|---|
| 2008-09 | Riverside, Calif. | L | 47-50 | 0-1 |
| 2009-10 | Nashville | W | 75-60 | 1-1 |

**UC Santa Barbara (0-3)**
**H: 0-1, A: 0-1, N: 0-1**

| Date | Site | W/L | Score | Series |
|---|---|---|---|---|
| 1997-98 | Champaign, Ill.^ | L | 71-76ot | 0-1 |
| 1998-99 | Nashville | L | 81-84 | 0-2 |
| 1999-00 | Santa Barbara, Calif. | L | 48-61 | 0-3 |

^NCAA First Round (Illinois)

**Campbell (1-0)**
**H: 1-0, A: 0-0, N: 0-0**

| Date | Site | W/L | Score | Series |
|---|---|---|---|---|
| 1990-91 | Nashville ^ | W | 89-53 | 1-0 |

^O'Charley's Classic (Memorial Gym)

**Campbellsville (1-0)**
**H: 1-0, A: 0-0, N: 0-0**

| Date | Site | W/L | Score | Series |
|---|---|---|---|---|
| 1980-81 | Nashville | W | 78-68 | 1-0 |

**Canisius (1-0)**
**H: 1-0, A: 0-0, N: 0-0**

| Date | Site | W/L | Score | Series |
|---|---|---|---|---|
| 2001-02 | Nashville | W | 106-64 | 1-0 |

**Carson Newman (3-0)**
**H: 1-0, A: 2-0, N: 0-0**

| Date | Site | W/L | Score | Series |
|---|---|---|---|---|
| 1980-81 | Nashville | W | 90-86 | 1-0 |
| 1981-82 | Jefferson City, Tenn. | W | 81-69 | 2-0 |
| 1984-85 | Jefferson City, Tenn.^ | W | 81-66 | 3-0 |

^Rotary Classic (Carson Newman)

**Central Michgan (0-1)**
**H: 1-0, A: 0-0, N: 0-0**

| Date | Site | W/L | Score | Series |
|---|---|---|---|---|
| 2017-18 | Mt. Pleasant | L | 92-75 | 0-1 |

**Charleston Southern (1-0)**
**H: 1-0, A: 0-0, N: 0-0**

| Date | Site | W/L | Score | Series |
|---|---|---|---|---|
| 2005-06 | Nashville | W | 83-39 | 1-0 |

**Chattanooga (11-6)**
**H: 5-2, A: 5-4, N: 1-0**

| Date | Site | W/L | Score | Series |
|---|---|---|---|---|
| 1979-80 | Chattanooga, Tenn. | L | 71-86 | 0-1 |
| | Nashville | L | 58-85 | 0-2 |
| 1980-81 | Chattanooga, Tenn. | L | 63-76 | 0-3 |
| | Nashville | L | 72-84 | 0-4 |
| 1981-82 | Chattanooga, Tenn. @ | W | 89-78 | 1-4 |
| | Nashville | W-ot | 85-77 | 2-4 |
| | Chattanooga, Tenn. + | L | 63-78 | 2-5 |
| 1982-83 | Nashville | W | 83-79 | 3-5 |
| 1983-84 | Chattanooga, Tenn. | W | 66-65 | 4-5 |
| | Amarillo, Texas # | W | 67-66 | 5-5 |
| 1984-85 | Nashville | W | 88-64 | 6-5 |
| 1985-86 | Chattanooga, Tenn. | W | 86-62 | 7-5 |
| 1986-87 | Nashville | W | 90-53 | 8-5 |
| 1987-88 | Chattanooga, Tenn. | L | 75-81 | 8-6 |
| 1989-90 | Nashville | W | 94-46 | 9-6 |
| 1990-91 | Chattanooga, Tenn. | W | 79-57 | 10-6 |
| 2003-04 | Chattanooga, Tenn.^ | W | 60-44 | 11-6 |

@ Lady Moc Invitational
+ AIAW Tournament
# WNIT
^ NCAA Tournament Second Round

**Cheyney State (1-0)**
**H: 1-0, A: 0-0, N: 0-0**

| Date | Site | W/L | Score | Series |
|---|---|---|---|---|
| 1985-86 | Nashville | W | 112-54 | 1-0 |

**Clemson (4-0)**
**H: 2-0, A: 1-0, N: 1-0**

| Date | Site | W/L | Score | Series |
|---|---|---|---|---|
| 1991-92 | Nashville ^ | W | 72-60 | 1-0 |
| 2005-06 | Tempe, Ariz! | W | 86-49 | 2-0 |
| 2006-07 | Nashville | W | 82-63 | 3-0 |
| 2007-08 | Clemson, S.C. | W | 74-56 | 4-0 |

^ O'Charley's Classic (Memorial Gym)
! WBCA/BTI Classic

**Cleveland State (2-0)**
**H: 1-0, A: 1-0, N: 0-0**

| Date | Site | W/L | Score | Series |
|---|---|---|---|---|
| 1996-97 | Nashville | W | 91-51 | 1-0 |
| 1997-98 | Cleveland, Ohio | W | 91-72 | 2-0 |

**Colgate (1-0)**
**H: 1-0, A: 0-0, N: 0-0**

| Date | Site | W/L | Score | Series |
|---|---|---|---|---|
| 2005-06 | Nashville | W | 72-33 | 1-0 |

**College of Charleston (1-0)**
**H: 1-0, A: 0-0, N: 0-0**

| Date | Site | W/L | Score | Series |
|---|---|---|---|---|
| 2012-13 | Nashville | W | 69-44 | 1-0 |

**Colorado (4-1)**
**H: 2-1, A: 2-0, N: 0-0**

| Date | Site | W/L | Score | Series |
|---|---|---|---|---|
| 1991-92 | Boulder, Colo. # | W | 79-69 | 1-0 |
| 2000-01 | Nashville ^ | W | 65-59 | 2-0 |
| 2001-02 | Nashville+ | W | 72-51 | 3-0 |
| 2006-07 | Boulder, Colo. | W | 81-76 | 4-0 |
| 2007-08 | Nashville | L | 51-62 | 4-1 |

# Coors Classic
^ NCAA Tournament Second Round
+ Preseason WNIT

**Connecticut (2-4)**
**H: 1-0, A: 0-2, N: 1-2**

| Date | Site | W/L | Score | Series |
|---|---|---|---|---|
| 1991-92 | Nashville ^ | W | 75-47 | 1-0 |
| 1992-93 | Hilton Head, S.C. ! | W | 57-37 | 2-0 |
| 1995-96 | Rosemont, Ill. # | L | 57-67 | 2-1 |
| 2001-02 | Storrs, Conn. + | L | 50-69 | 2-2 |
| 2012-13 | Storrs, Conn. $ | L | 44-77 | 2-3 |
| 2014-15 | Estero, Fla. % | L | 52-91 | 2-4 |

^ NCAA Tournament Second Round
! Super Shootout
# NCAA Tournament Regional Semifinals
+ Preseason WNIT
$ NCAA Tournament First Round
% Gulf Coast Showdown

**Coppin State (1-0)**
**H: 1-0, A: 0-0, N: 0-0**

| Date | Site | W/L | Score | Series |
|---|---|---|---|---|
| 1999-00 | Nashville | W | 95-40 | 1-0 |

**Creighton (1-0)**
**H: 1-0, A: 0-0, N: 0-0**

| Date | Site | W/L | Score | Series |
|---|---|---|---|---|
| 1986-87 | Nashville | W | 77-57 | 1-0 |

**Cumberland (2-0)**
**H: 1-0, A: 1-0, N: 0-0**

| Date | Site | W/L | Score | Series |
|---|---|---|---|---|
| 1977-78 | Lebanon, Tenn. | W | 78-77 | 1-0 |
| | Nashville | W | 68-45 | 2-0 |

**Dartmouth (4-0)**
**H: 3-0, A: 1-0, N: 0-0**

| Date | Site | W/L | Score | Series |
|---|---|---|---|---|
| 1983-84 | Hanover, N.H. # | W | 83-42 | 1-0 |
| 1992-93 | Nashville | W | 90-52 | 2-0 |
| 2001-02 | Nashville! | W | 98-62 | 3-0 |
| 2006-07 | Nashville | W | 79-49 | 4-0 |

# Dartmouth Invitational
! First Tennessee Tournament (Memorial Gym)

# SERIES RESULTS

**Davidson (2-0)**
**H: 2-0, A: 0-0, N: 0-0**

| Date | Site | W/L | Score | Series |
|---|---|---|---|---|
| 1997-98 | Nashville | W | 65-63 | 1-0 |
| 2008-09 | Nashville | W | 82-50 | 2-0 |

**Dayton (5-3)**
**H: 3-1, A: 2-2, N: 0-0**

| Date | Site | W/L | Score | Series |
|---|---|---|---|---|
| 1987-88 | Nashville | W | 82-67 | 1-0 |
| 1988-89 | Dayton, Ohio | W | 71-57 | 2-0 |
| 1998-99 | Dayton, Ohio | W | 59-50 | 3-0 |
| 1999-00 | Nashville | W | 86-46 | 4-0 |
| 2012-13 | Dayton, Ohio | L | 66-71 | 4-1 |
| 2013-14 | Nashville | W | 82-52 | 5-1 |
| 2014-15 | Nashville | L | 67-71 | 5-2 |
| 2015-16 | Dayton, Ohio | L | 56-81 | 5-3 |

**Delaware (1-0)**
**H: 0-0, A: 0-0, N: 1-0**

| Date | Site | W/L | Score | Series |
|---|---|---|---|---|
| 2010-11 | Blacksburg, Va. # | W | 72-51 | 1-0 |

# Hilton Garden Classic (Virginia Tech)

**Delaware State (2-0)**
**H: 1-0, A: 0-0, N: 1-0**

| Date | Site | W/L | Score | Series |
|---|---|---|---|---|
| 2006-07 | East Lansing, Mich.^ | W | 62-47 | 1-0 |
| 2013-14 | Nashville | W | 73-67 | 2-0 |

^ NCAA Tournament First Round

**Delta State (0-3)**
**H: 0-1, A: 0-1, N: 0-1**

| Date | Site | W/L | Score | Series |
|---|---|---|---|---|
| 1980-81 | Nashville | L | 76-80 | 0-1 |
| 1981-82 | Cleveland, Miss. | L | 67-68 | 0-2 |
| | Villanova, Pa. ^ | L | 79-90 | 0-3 |

^ AIAW Tournament

**Denver (1-1)**
**H: 1-0, A: 0-1, N: 0-0**

| Date | Site | W/L | Score | Series |
|---|---|---|---|---|
| 2010-11 | Denver, Colo. | L | 65-70 | 0-1 |
| 2011-12 | Nashville | W | 77-56 | 1-1 |

**DePaul (5-2)**
**H: 3-0, A: 1-2, N: 1-0**

| Date | Site | W/L | Score | Series |
|---|---|---|---|---|
| 1992-93 | Nashville | W | 71-64 | 1-0 |
| 1993-94 | Chicago, Ill. | W | 68-42 | 2-0 |
| 1994-95 | Nashville | W | 107-72 | 3-0 |
| 1995-96 | Chicago, Ill. | L | 61-76 | 3-1 |
| 1996-97 | Nashville | W | 86-60 | 4-1 |
| 1997-98 | Chicago, Ill. | L | 67-89 | 4-2 |
| 2009-10 | Cincinnati, Ohio ^ | Wot | 83-76 | 5-2 |

^ NCAA Tournament First Round

**Detroit (1-0)**
**H: 1-0, A: 0-0, N: 0-0**

| Date | Site | W/L | Score | Series |
|---|---|---|---|---|
| 1984-85 | Nashville | W | 96-82 | 1-0 |

**District of Columbia (1-0)**
**H: 1-0, A: 0-0, N: 0-0**

| Date | Site | W/L | Score | Series |
|---|---|---|---|---|
| 1983-84 | Nashville | W | 106-70 | 1-0 |

**Drexel (2-0)**
**H: 1-0, A: 1-0, N: 0-0**

| Date | Site | W/L | Score | Series |
|---|---|---|---|---|
| 2015-16 | Philadelphia, Pa. | W | 74-64 | 1-0 |
| 2016-17 | Nashville | W | 73-63 | 2-0 |

**Duke (3-5)**
**H: 1-1, A: 0-3, N: 1-0**

| Date | Site | W/L | Score | Series |
|---|---|---|---|---|
| 1981-82 | Johnson City, Tenn. # | W | 75-57 | 1-0 |
| 1998-99 | Nashville | L | 71-79 | 1-1 |
| 1999-00 | Durham, N.C. | L | 59-68 | 1-2 |
| 2006-07 | Durham, N.C. | L | 48-69 | 1-3 |
| 2007-08 | Nashville | W | 68-55 | 2-3 |
| 2011-12 | Nashville ^ | L | 80-96 | 2-4 |
| 2013-14 | Durham, N.C. | L | 69-88 | 2-5 |
| 2016-17 | Nashville | W | 77-73 | 3-5 |

# AIAW Tournament
^ NCAA Second Round (Memorial Gym)

**Duquesne (3-0)**
**H: 1-0, A: 2-0, N: 0-0**

| Date | Site | W/L | Score | Series |
|---|---|---|---|---|
| 2002-03 | Pittsburgh, Pa. | W | 78-56 | 1-0 |
| 2003-04 | Nashville | W | 92-60 | 2-0 |
| 2010-11 | Pittsburgh, Pa. | W | 80-59 | 3-0 |

**East Carolina (2-0)**
**H: 1-0, A: 1-0, N: 0-0**

| Date | Site | W/L | Score | Series |
|---|---|---|---|---|
| 1987-88 | Greenville, N.C. # | W | 66-56 | 1-0 |
| 1988-89 | Nashville | W | 91-56 | 2-0 |

# East Carolina Tournament

**East Tennessee State (6-2)**
**H:4-1, A: 2-1, N: 0-0**

| Date | Site | W/L | Score | Series |
|---|---|---|---|---|
| 1979-80 | Nashville | L | 69-72 | 0-1 |
| 1980-81 | Johnson City, Tenn. | L | 69-79 | 0-2 |
| 1981-82 | Nashville | W | 61-58 | 1-2 |
| 2008-09 | Johnson City, Tenn. | W | 66-55 | 2-2 |
| 2009-10 | Nashville | W | 96-83 | 3-2 |
| 2013-14 | Nashville | W | 92-71 | 4-2 |
| 2015-16 | Nashville | W | 65-39 | 5-2 |
| 2016-17 | Johnson City, Tenn. | W | 80-72 | 6-2 |

**Eastern Illinois (2-0)**
**H: 2-0, A: 0-0, N: 0-0**

| Date | Site | W/L | Score | Series |
|---|---|---|---|---|
| 1991-92 | Nashville | W | 100-59 | 1-0 |
| 1999-00 | Nashville | W | 84-29 | 2-0 |

**Eastern Kentucky (5-0)**
**H: 4-0, A: 0-0, N: 1-0**

| Date | Site | W/L | Score | Series |
|---|---|---|---|---|
| 1981-82 | Johnson City, Tenn. ^ | W | 88-78 | 1-0 |
| 1991-92 | Nashville | W | 74-54 | 2-0 |
| 1995-96 | Nashville | W | 97-55 | 3-0 |
| 2001-02 | Nashville+ | W | 91-62 | 4-0 |
| 2008-09 | Nashville | W | 80-38 | 5-0 |

^ AIAW Tournament
+ Preseason WNIT

**Elon (2-0)**
**H: 1-0, A: 1-0, N: 0-0**

| Date | Site | W/L | Score | Series |
|---|---|---|---|---|
| 2013-14 | Nashville | W | 88-66 | 1-0 |
| 2014-15 | Elon, NC | W | 66-50 | 2-0 |

**Evansville (6-0)**
**H: 4-0, A: 2-0, N: 0-0**

| Date | Site | W/L | Score | Series |
|---|---|---|---|---|
| 1986-87 | Evansville, Ind. | W | 68-62 | 1-0 |
| 1987-88 | Nashville | W | 93-62 | 2-0 |
| 1988-89 | Evansville, Ind. | W | 74-52 | 3-0 |
| 1989-90 | Nashville | W | 111-66 | 4-0 |
| 1990-91 | Nashville | W | 80-64 | 5-0 |
| 1993-94 | Nashville | W | 121-64 | 6-0 |

**Fairfield (1-0)**
**H: 0-0, A: 0-0, N: 1-0**

| Date | Site | W/L | Score | Series |
|---|---|---|---|---|
| 1999-00 | Honolulu, Hawaii + | W | 92-42 | 1-0 |

+Ala Moana Classic

**Fisk (2-0)**
**H: 1-0, A: 1-0, N: 0-0**

| Date | Site | W/L | Score | Series |
|---|---|---|---|---|
| 1978-79 | Fisk | W | Forfeit | 1-0 |
| | Vanderbilt | W | 89-47 | 2-0 |

**Florida (33-24)**
**H: 16-9, A: 13-12, N: 4-3**

| Date | Site | W/L | Score | Series |
|---|---|---|---|---|
| 1978-79 | Starkville, Miss. ^ | W | 76-66 | 1-0 |
| | Nashville | W | 67-65 | 2-0 |
| 1979-80 | Gainesville, Fla. | L | 80-81 | 2-1 |
| | Nashville | W | 78-58 | 3-1 |
| 1980-81 | Gainesville, Fla. | W | 75-67 | 4-1 |
| 1981-82 | Gainesville, Fla. | L | 71-81 | 4-2 |
| | Nashville | W | 89-86 | 5-2 |
| 1982-83 | Nashville | W | 79-78 | 6-2 |
| | Gainesville, Fla. | L | 66-69 | 6-3 |
| 1983-84 | Gainesville, Fla. | W | 86-77 | 7-3 |
| | Nashville | L | 65-66 | 7-4 |
| 1984-85 | Gainesville, Fla. | L | 62-73 | 7-5 |
| | Nashville | L | 56-61 | 7-6 |
| 1985-86 | Nashville | W | 70-53 | 8-6 |
| 1986-87 | Gainesville, Fla. | W | 80-60 | 9-6 |
| 1987-88 | Nashville | W | 84-62 | 10-6 |
| 1988-89 | Gainesville, Fla. | W | 80-68 | 11-6 |
| 1989-90 | Nashville | W | 82-60 | 12-6 |
| 1990-91 | Gainesville, Fla. | L | 68-74 | 12-7 |
| 1991-92 | Nashville | W | 89-82 | 13-7 |
| 1992-93 | Gainesville, Fla. | W | 69-63 | 14-7 |
| 1993-94 | Nashville | W | 82-65 | 15-7 |
| | Chattanooga, Tenn. * | W | 94-72 | 16-7 |
| 1994-95 | Gainesville, Fla. | W | 66-52 | 17-7 |
| 1995-96 | Nashville | W | 74-60 | 18-7 |
| | Chattanooga, Tenn. * | L | 78-83 | 18-8 |
| 1996-97 | Gainesville, Fla. | L | 56-70 | 18-9 |
| | Chattanooga, Tenn. * | L | 54-68 | 18-10 |
| 1997-98 | Nashville | L | 46-62 | 18-11 |
| 1998-99 | Gainesville, Fla. | L | 69-78 | 18-12 |
| | Chattanooga, Tenn. * | L | 61-64 | 18-13 |
| 1999-00 | Nashville | W | 84-66 | 19-13 |
| 2000-01 | Gainesville, Fla. | L | 57-62 | 19-14 |
| 2001-02 | Nashville | L | 51-62 | 19-15 |
| 2002-03 | Gainesville, Fla. | W | 64-58 | 20-15 |
| | Little Rock, Ark. | W | 74-58 | 21-15 |
| 2003-04 | Gainesville, Fla. | L | 61-67 | 21-16 |
| | Nashville | L | 83-92 | 21-17 |
| 2004-05 | Nashville | W | 84-73 | 22-17 |
| | Gainesville, Fla. | W | 76-69 | 23-17 |
| 2005-06 | Gainesville, Fla. | L | 59-73 | 23-18 |
| 2006-07 | Nashville | W | 82-69 | 24-18 |
| | Duluth, Ga.* | W | 105-77 | 25-18 |
| 2007-08 | Gainesville, Fla. | W | 66-56 | 26-18 |
| 2008-09 | Nashville | W | 84-68 | 27-18 |
| 2009-10 | Gainesville, Fla. | W | 66-58 | 28-18 |
| | Nashville | W | 71-60 | 29-18 |
| 2010-11 | Gainesville, Fla. | W | 103-97 (2ot) | 30-18 |
| | Nashville | L | 69-74 | 30-19 |
| 2011-12 | Nashville | W | 75-69 (ot) | 31-19 |
| 2012-13 | Gainesville, Fla. | W | 68-57 | 32-19 |
| 2013-14 | Nashville | L | 68-73 | 32-20 |
| 2014-15 | Nashville | L | 58-67 | 32-21 |
| | Gainesville, Fla. | W | 76-75 (ot) | 33-21 |
| 2015-16 | Gainsville, Fla. | L | 67-79 | 33-22 |
| 2016-17 | Nashville | W | 73-93 | 33-23 |
| 2017-18 | Gainsville, Fla. | L | 71-88 | 33-24 |

^ MSU Classic, Mississippi State-host
* SEC Tournament

**Florida A&M (1-0)**
**H: 1-0, A: 0-0, N: 0-0**

| Date | Site | W/L | Score | Series |
|---|---|---|---|---|
| 1979-80 | Nashville | W | 80-68 | 1-0 |

**Florida Atlantic (1-0)**
**H: 1-0, A: 0-0, N: 0-0**

| Date | Site | W/L | Score | Series |
|---|---|---|---|---|
| 2006-07 | Nashville | W | 81-49 | 1-0 |

**Florida International (1-0)**
**H: 1-0, A: 0-0, N: 0-0**

| Date | Site | W/L | Score | Series |
|---|---|---|---|---|
| 1994-95 | Nashville # | W | 80-63 | 1-0 |

# Preseason WNIT

# SERIES RESULTS

**Florida State (1-2)**
**H: 1-0, A: 0-1, N: 0-1**

| Date | Site | W/L | Score | Series |
|---|---|---|---|---|
| 2010-11 | Tallahassee # | L | 66-72 | 0-1 |
| 2011-12 | Nashville | W | 64-59 | 1-1 |
| 2012-13 | Guaynabo, Puerto Rico | L | 59-73 | 1-2 |

# Super Six Series
$ San Juan Shootout

**Fordham (2-0)**
**H: 1-0, A: 1-0, N: 0-0**

| Date | Site | W/L | Score | Series |
|---|---|---|---|---|
| 1999-00 | Nashville | W | 93-44 | 1-0 |
| 2015-16 | New York City, NY | W | 53-40 | 2-0 |

**Furman (1-0)**
**H: 1-0, A: 0-0, N: 0-0**

| Date | Site | W/L | Score | Series |
|---|---|---|---|---|
| 2007-08 | Nashville | W | 68-51 | 1-0 |

**George Washington (5-0)**
**H: 2-0, A: 3-0, N: 0-0**

| Date | Site | W/L | Score | Series |
|---|---|---|---|---|
| 1993-94 | Washington, DC | W | 60-58 | 1-0 |
| 1994-95 | Nashville | W | 87-52 | 2-0 |
| 1998-99 | Washington, DC | W2ot | 80-72 | 3-0 |
| 1999-00 | Nashville | W | 81-57 | 4-0 |
| 2017-18 | Washington, DC | W | 69-59 | 5-0 |

**Georgia (27-38)**
**H: 13-11, A: 7-20, N: 7-7**

| Date | Site | W/L | Score | Series |
|---|---|---|---|---|
| 1978-79 | Nashville | W | 80-63 | 1-0 |
| | Athens, Ga. | L | 57-64 | 1-1 |
| 1980-81 | Athens, Ga. | L | 71-94 | 1-2 |
| 1981-82 | Nashville | L | 63-78 | 1-3 |
| | Athens, Ga. | L | 66-79 | 1-4 |
| 1982-83 | Athens, Ga. | L | 70-76 | 1-5 |
| | Nashville | W | 63-62 | 2-5 |
| 1983-84 | Athens, Ga. | L | 86-87 | 2-6 |
| | Nashville | L | 66-90 | 2-7 |
| 1984-85 | Athens, Ga. | L | 71-95 | 2-8 |
| | Nashville | L | 67-83 | 2-9 |
| | Athens, Ga. * | L | 69-79 | 2-10 |
| 1985-86 | Nashville | L | 61-68 | 2-11 |
| 1986-87 | Athens, Ga. | L | 72-89 | 2-12 |
| | Albany, Ga. * | L | 53-54 | 2-13 |
| 1987-88 | Nashville | L | 55-58 | 2-14 |
| 1988-89 | Athens, Ga. | L | 62-83 | 2-15 |
| 1989-90 | Nashville | W | 63-62 | 3-15 |
| | Albany, Ga. * | L | 72-79 | 3-16 |
| 1990-91 | Athens, Ga. | L | 53-57 | 3-17 |
| 1991-92 | Nashville | L | 60-61 | 3-18 |
| | Albany, Ga. * | L | 57-58 | 3-19 |
| 1992-93 | Athens, Ga. | W | 90-66 | 4-19 |
| | Chattanooga, Tenn. * | W | 76-64 | 5-19 |
| 1993-94 | Nashville | W | 80-50 | 6-19 |
| 1994-95 | Athens, Ga. | W | 65-52 | 7-19 |
| | Chattanooga, Tenn. * | W | 82-56 | 8-19 |
| 1995-96 | Nashville | W | 71-66 | 9-19 |
| 1996-97 | Athens, Ga. | L | 45-71 | 9-20 |
| | Missoula, Mont. ^ | L | 52-66 | 9-21 |
| 1997-98 | Nashville | W | 68-65 | 10-21 |
| 1998-99 | Athens, Ga. | W | 66-57 | 11-21 |
| 1999-00 | Nashville | L | 73-84 | 11-22 |
| | Athens, Ga. | L | 49-75 | 11-23 |
| 2000-01 | Athens, Ga. | L | 59-76 | 11-24 |
| | Nashville | W | 71-65 | 12-24 |
| | Memphis, Tenn.* | L | 60-62 | 12-25 |
| 2001-02 | Athens, Ga. | W | 64-47 | 13-25 |
| 2002-03 | Nashville | W | 58-56 | 14-25 |
| | Little Rock, Ark. | W | 74-70 | 15-25 |
| 2003-04 | Nashville | L | 67-83 | 15-26 |
| | Nashville* | W | 62-56 | 16-26 |
| 2004-05 | Athens, Ga. | W | 66-59 | 17-26 |
| 2005-06 | Nashville | L | 61-83 | 17-27 |
| | North Little Rock, Ark.* | L | 47-69 | 17-28 |
| 2006-07 | Athens, Ga. | L | 71-83 | 17-29 |
| | Duluth, Ga.* | W | 81-56 | 18-29 |
| 2007-08 | Nashville | W | 67-59 | 19-29 |
| | Athens, Ga. | W | 61-54 | 20-29 |
| 2008-09 | Athens, Ga. | L | 55-66 | 20-30 |
| | Nashville | W | 80-64 | 21-30 |
| | North Little Rock* | W | 69-61 | 22-30 |
| 2009-10 | Nashville | W | 66-44 | 23-30 |
| 2010-11 | Athens, Ga. | W | 69-59 | 24-30 |
| 2011-12 | Nashville | W | 68-48 | 25-30 |
| | Athens, Ga. | L | 63-76 | 25-31 |
| 2012-13 | Athens, Ga. | L | 50-55 | 25-32 |
| 2013-14 | Nashville | W | 66-58 | 26-32 |
| 2013-14 | Duluth, Ga. * | L | 43-53 | 26-33 |
| 2014-15 | Athens, Ga. | L | 53-64 | 26-34 |
| 2015-16 | Nashville | L | 58-64 | 26-35 |
| | Jacksonville, Fla.* | W/OT | 54-49 | 27-35 |
| 2016-17 | Athens, Ga. | L | 68-70 | 27-36 |
| 2017-18 | Nashville, Tenn. | L | 52--81 | 27-37 |
| | Athens, Ga. | L | 55-67 | 27-38 |

* SEC Tournament
^ NCAA Regional Semifinals

**Georgia Southern (3-0)**
**H: 2-0, A: 1-0, N: 0-0**

| Date | Site | W/L | Score | Series |
|---|---|---|---|---|
| 1989-90 | Nashville | W | 95-61 | 1-0 |
| 1990-91 | Statesboro, Ga. | W | 80-75 | 2-0 |
| 2000-01 | Nashville | W | 88-70 | 3-0 |

**Georgia Southwest (1-0)**
**H: 0-0, A: 0-0, N: 1-0**

| Date | Site | W/L | Score | Series |
|---|---|---|---|---|
| 1987-88 | Greenville, N.C. # | W | 74-38 | 1-0 |

# East Carolina Tournament

**Georgia Tech (4-2)**
**H: 1-1, A: 2-1, N: 1-0**

| Date | Site | W/L | Score | Series |
|---|---|---|---|---|
| 1978-79 | Nashville | L-ot | 67-69 | 0-1 |
| | Atlanta, Ga. | L | 63-71 | 0-2 |
| 1979-80 | Nashville | W | 67-61 | 1-2 |
| | Atlanta, Ga. | W | 77-67 | 2-2 |
| 1981-82 | Atlanta, Ga. | W | 80-74 | 3-2 |
| 2006-07 | Duluth, Ga. | W | 72-55 | 4-2 |

**Grambling (1-0)**
**H: 1-0, A: 0-0, N: 0-0**

| Date | Site | W/L | Score | Series |
|---|---|---|---|---|
| 1993-94 | Nashville ^ | W | 95-85 | 1-0 |

^ NCAA First Round

**Green Bay (1-1)**
**H: 1-0, A: 0-1, N: 0-0**

| Date | Site | W/L | Score | Series |
|---|---|---|---|---|
| 2014-15 | Nashville | W | 68-64 (OT) | 1-0 |
| 2015-16 | Green Bay, Wisc. | L | 56-58 | 1-1 |

**Hampton (1-0)**
**H: 1-0, A: 0-0, N: 0-0**

| Date | Site | W/L | Score | Series |
|---|---|---|---|---|
| 1998-99 | Nashville | W | 116-46 | 1-0 |

**Hartford (2-0)**
**H: 1-0, A: 1-0, N: 0-0**

| Date | Site | W/L | Score | Series |
|---|---|---|---|---|
| 2012-13 | Nashville | W | 67-45 | 1-0 |
| 2013-14 | Hartford, Conn. | W | 65-56 | 2-0 |

**Harvard (5-0)**
**H: 2-0, A: 2-0, N: 1-0**

| Date | Site | W/L | Score | Series |
|---|---|---|---|---|
| 1986-87 | Honolulu, Hawaii ! | W | 78-50 | 1-0 |
| 1988-89 | Cambridge, Mass. # | W | 94-67 | 2-0 |
| 1993-94 | Cambridge, Mass. | W | 107-68 | 3-0 |
| 1995-96 | Nashville ^ | W | 100-83 | 4-0 |
| 2002-03 | Nashville + | W | 84-44 | 5-0 |

! Rainbow Wahine Classic
# Harvard Invitational
^ NCAA Tournament First Round
+ First Tennessee Tournament (Memorial Gym)

**Hawaii (2-0)**
**H: 0-0, A: 1-0, N: 1-0**

| Date | Site | W/L | Score | Series |
|---|---|---|---|---|
| 1984-85 | Tulsa, Okla. # | W | 81-57 | 1-0 |
| 1999-00 | Honolulu, Hawaii | W | 73-60 | 2-0 |

# Oil Capital Classic - Tulsa, host

**High Point (1-0)**
**H: 1-0, A: 1-0, N: 0-0**

| Date | Site | W/L | Score | Series |
|---|---|---|---|---|
| 2011-12 | Nashville | W | 70-54 | 1-0 |

**Holy Cross (2-0)**
**H: 2-0, A: 0-0, N: 0-0**

| Date | Site | W/L | Score | Series |
|---|---|---|---|---|
| 1996-97 | Nashville | W | 80-50 | 1-0 |
| 2002-03 | Nashville | W | 86-54 | 2-0 |

**Howard (3-0)**
**H: 3-0, A: 0-0, N: 0-0**

| Date | Site | W/L | Score | Series |
|---|---|---|---|---|
| 1996-97 | Nashville | W | 87-47 | 1-0 |
| 2000-01 | Nashville | W | 103-67 | 2-0 |
| 2010-11 | Nashville | W | 80-55 | 3-0 |

**Idaho State (1-0)**
**H: 1-0, A: 0-0, N: 0-0**

| Date | Site | W/L | Score | Series |
|---|---|---|---|---|
| 2000-01 | Nashville ^ | W | 83-57 | 1-0 |

^ NCAA First Round

**Illinois (1-1)**
**H: 1-0, A: 0-1, N: 0-0**

| Date | Site | W/L | Score | Series |
|---|---|---|---|---|
| 1985-86 | Nashville | W-ot | 83-75 | 1-0 |
| 1987-88 | Champaign, Ill. | L | 68-73 | 1-1 |

**Illinois State (2-0)**
**H: 1-0, A: 1-0, N: 0-0**

| Date | Site | W/L | Score | Series |
|---|---|---|---|---|
| 1986-87 | Nashville | W | 86-57 | 1-0 |
| 1987-88 | Normal, Ill. | W | 63-57 | 2-0 |

**Indiana (1-2)**
**H: 1-0, A: 0-2 N: 0-0**

| Date | Site | W/L | Score | Series |
|---|---|---|---|---|
| 1998-99 | Bloomington, Ind. | L | 61-84 | 0-1 |
| 1999-00 | Nashville | W | 74-54 | 1-1 |
| 2016-17 | Bloomington, Ind. | L | 61-94 | 1-2 |

**IUPUI (1-0)**
**H: 1-0, A: 0-0, N: 0-0**

| Date | Site | W/L | Score | Series |
|---|---|---|---|---|
| 1986-87 | Nashville | W | 100-62 | 1-0 |

**Indiana State (1-1)**
**H: 1-0, A: 0-1 N: 0-0**

| Date | Site | W/L | Score | Series |
|---|---|---|---|---|
| 2006-07 | Nashville | W | 89-75 | 1-0 |
| 2007-08 | Terre Haute, Ind. | Lot | 72-77 | 1-1 |

**Iowa (4-0)**
**H: 0-0, A: 0-0, N: 4-0**

| Date | Site | W/L | Score | Series |
|---|---|---|---|---|
| 1989-90 | Iowa City, Iowa ! | W | 61-56 | 1-0 |
| 1991-92 | Knoxville, Tenn. # | W | 95-65 | 2-0 |
| 1995-96 | Rosemont, Ill. ^ | W | 74-63 | 3-0 |
| 1997-98 | Lakeland, Fla.+ | W | 60-54 | 4-0 |

! NCAA Second Round
# SEC/Big 10 Challenge
^ NCAA Regional Semifinals
+Honda Elite 4 Classic

**Iowa State (3-1)**
**H: 2-0, A: 0-1, N: 1-0**

| Date | Site | W/L | Score | Series |
|---|---|---|---|---|
| 2000-01 | Denver, Colo. ^ | W | 84-65 | 1-0 |
| 2007-08 | Nashville | W | 62-53 | 2-0 |
| 2008-09 | Ames, Iowa | L | 51-55 | 2-1 |
| 2017-18 | Nashville, Tenn. | W | 77-74 | 3-1 |

^ NCAA Midwest Regional Semifinal

# SERIES RESULTS

**James Madison (6-1)**
**H: 2-0, A: 3-0, N: 1-1**

| Date | Site | W/L | Score | Series |
|---|---|---|---|---|
| 1986-87 | Fayetteville, N.C. ^ | L | 60-68 | 0-1 |
| 1995-96 | Harrisonburg, Va. | W | 76-61 | 1-1 |
| 1997-98 | Nashville | W | 59-42 | 2-1 |
| 2000-01 | Harrisonburg, Va. | W | 81-59 | 3-1 |
| 2001-02 | Nashville # | W | 90-44 | 4-1 |
| 2012-13 | Harrisonburg, Va. | W (ot) | 89-85 | 5-1 |
| 2014-15 | Nashville | W | 66-62 | 6-1 |

^ NCAA Second Round
# Bridgestone Arena

**Kansas (3-1)**
**H: 0-0, A: 1-0, N: 2-1**

| Date | Site | W/L | Score | Series |
|---|---|---|---|---|
| 1984-85 | Tulsa, Okla. # | L | 61-65 | 0-1 |
| 1989-90 | Honolulu, Hawaii | W | 70-64 | 1-1 |
| 1996-97 | Lawrence, Kansas ^ | W | 51-44 | 2-1 |
| 1999-00 | Ruston, La. + | W2ot | 71-69 | 3-1 |

# Oil Capital Classic
^ NCAA Second Round
+ NCAA First Round

**Kansas State (2-0)**
**H: 0-0, A: 0-0, N: 2-0**

| Date | Site | W/L | Score | Series |
|---|---|---|---|---|
| 2004-05 | Seattle, Wash. ^ | W | 63-60 | 1-0 |
| 2008-09 | Albuquerque, N.M. ^ | W | 74-61 | 2-0 |

^ NCAA Tournament Second Round

**Kennesaw State (1-0)**
**H: 1-0, A: 0-0, N: 0-0**

| Date | Site | W/L | Score | Series |
|---|---|---|---|---|
| 2016-17 | Nashville | W | 86-54 | 1-0 |

**Kentucky (29-24)**
**H: 15-8, A: 11-12, N: 3-4**

| Date | Site | W/L | Score | Series |
|---|---|---|---|---|
| 1981-82 | Lexington, Ky. | L | 61-84 | 0-1 |
| | Nashville | L | 76-86 | 0-2 |
| 1982-83 | Nashville | L | 85-106 | 0-3 |
| | Lexington, Ky. | L | 71-80 | 0-4 |
| 1983-84 | Nashville | W | 77-74 | 1-4 |
| | Lexington, Ky. | L | 70-89 | 1-5 |
| 1984-85 | Nashville | L | 57-58 | 1-6 |
| | Lexington, Ky | W | 78-73 | 2-6 |
| 1985-86 | Nashville | L | 70-79 | 2-7 |
| 1986-87 | Lexington, Ky. | L | 71-74 | 2-8 |
| 1987-88 | Nashville | W | 83-68 | 3-8 |
| | Albany, Ga. * | L | 67-75 | 3-9 |
| 1988-89 | Lexington, Ky. | L | 68-74 | 3-10 |
| 1989-90 | Nashville | W | 79-70 | 4-10 |
| 1990-91 | Lexington, Ky. | L | 63-80 | 4-11 |
| 1991-92 | Nashville | W | 93-67 | 5-11 |
| 1992-93 | Lexington, Ky. | W | 65-52 | 6-11 |
| | Chattanooga, Tenn. * | W | 68-61 | 7-11 |
| 1993-94 | Nashville | W | 83-56 | 8-11 |
| | Chattanooga, Tenn. * | W | 72-67 | 9-11 |
| 1994-95 | Lexington, Ky. | W | 82-53 | 10-11 |
| 1995-96 | Nashville | W | 58-53 | 11-11 |
| 1996-97 | Lexington, Ky. | W | 65-54 | 12-11 |
| 1997-98 | Nashville | W | 64-54 | 13-11 |
| 1998-99 | Lexington, Ky. | L | 69-70 | 13-12 |
| 1999-00 | Nashville | Wot | 60-55 | 14-12 |
| 2000-01 | Lexington, Ky. | W | 91-61 | 15-12 |
| 2001-02 | Nashville | W | 71-54 | 16-12 |
| | Lexington, Ky. | W | 73--57 | 17-12 |
| 2002-03 | Nashville | W | 84-50 | 18-12 |
| | Lexington, Ky. | W | 85-63 | 19-12 |
| 2003-04 | Nashville | W | 65-57 | 20-12 |
| | Nashville* | W | 60-41 | 21-12 |
| 2004-05 | Lexington, Ky. | W | 73-67 | 22-12 |
| 2005-06 | Nashville | W | 72-55 | 23-12 |
| 2006-07 | Lexington, Ky. | W | 63-62 | 24-12 |
| 2007-08 | Nashville | W | 66-49 | 25-12 |
| 2008-09 | Lexington, Ky. | W | 72-62 | 26-12 |
| 2009-10 | Lexington, Ky. | L | 53-63 | 26-13 |
| | Nashville | W | 68-55 | 27-13 |
| 2010-11 | Lexington, Ky. | L | 68-78 | 27-14 |
| | Nashville | L | 71-80 | 27-15 |
| | Nashville * | L | 56-69 | 27-16 |
| 2011-12 | Lexington, Ky. | L | 61-70 | 27-17 |
| 2012-13 | Nashville | L | 53-75 | 27-18 |
| | Duluth, Ga. * | L | 65-76 | 27-19 |
| 2013-14 | Lexington, Ky. | L | 63-65 | 27-20 |
| 2014-15 | Nashville | L | 68-82 | 27-21 |
| | North Little Rock, Ark. * | L | 61-67 | 27-22 |
| 2015-16 | Lexington, Ky. | W | 71-69 | 28-22 |
| | Nashville | L | 55-71 | 28-23 |
| 2016-17 | Lexington, Ky. | L | 63-71 | 28-24 |
| 2017-18 | Nashville, Tenn. | W | 55-70 | 29-24 |

*SEC Tournament

**Lafayette (1-0)**
**H: 0-0, A: 0-0, N: 1-0**

| Date | Site | W/L | Score | Series |
|---|---|---|---|---|
| 1988-89 | Cambridge, Mass. # | W | 81-62 | 1-0 |

# Harvard Invitational

**La Salle (2-0)**
**H: 1-0, A: 1-0, N: 0-0**

| Date | Site | W/L | Score | Series |
|---|---|---|---|---|
| 2005-06 | Philadelphia, Pa. | W | 70-57 | 1-0 |
| 2006-07 | Nashville | W | 70-59 | 2-0 |

**Lehigh (1-0)**
**H: 1-0, A: 0-0, N: 0-0**

| Date | Site | W/L | Score | Series |
|---|---|---|---|---|
| 2009-10 | Nashville | W | 90-54 | 1-0 |

**Liberty (2-0)**
**H: 1-0, A: 0-0, N: 1-0**

| Date | Site | W/L | Score | Series |
|---|---|---|---|---|
| 2002-03 | Norfolk, Va. ^ | W | 54-44 | 1-0 |
| 2008-09 | Nashville | W | 67-50 | 2-0 |

^ NCAA East Region First Round

**Lipscomb (16-0)**
**H: 9-0, A: 6-0, N: 1-0**

| Date | Site | W/L | Score | Series |
|---|---|---|---|---|
| 1977-78 | Vanderbilt | W | 71-57 | 1-0 |
| | Lipscomb | W | 58-47 | 2-0 |
| 1980-81 | Vanderbilt | W | 79-42 | 3-0 |
| | Lipscomb | W | 68-61 | 4-0 |
| 1981-82 | Vanderbilt | W | 86-48 | 5-0 |
| 1982-83 | Lipscomb | W | 79-62 | 6-0 |
| 1987-88 | Vanderbilt | W | 79-49 | 7-0 |
| 1988-89 | Lipscomb | W | 86-64 | 8-0 |
| 1989-90 | Vanderbilt | W | 95-68 | 9-0 |
| 1990-91 | Lipscomb | W | 85-55 | 10-0 |
| 2003-04 | Chattanooga^ | W | 60-44 | 11-0 |
| 2006-07 | Vanderbilt | W | 109-40 | 12-0 |
| 2007-08 | Vanderbilt | W | 92-37 | 13-0 |
| 2011-12 | Vanderbilt# | W | 81-39 | 14-0 |
| 2012-13 | Lipscomb | W | 62-45 | 15-0 |
| 2017-18 | Vanderbilt | W | 92-82 | 16-0 |

^ NCAA Midwest Region Second Round
# Vanderbilt Thanksgiving Tournament

**Louisiana State (26-21)**
**H: 15-3, A: 4-14, N: 7-3**

| Date | Site | W/L | Score | Series |
|---|---|---|---|---|
| 1985-86 | Baton Rouge, La. | L | 80-91 | 0-1 |
| | Athens, Ga. * | L | 60-83 | 0-2 |
| 1986-87 | Nashville | L-ot | 79-81 | 0-3 |
| 1987-88 | Baton Rouge, La. | L | 66-73 | 0-4 |
| 1988-89 | Nashville | W | 79-66 | 1-4 |
| | Albany, Ga. * | L | 73-79 | 1-5 |
| 1989-90 | Baton Rouge, La. | L | 69-71 | 1-6 |
| 1990-91 | Nashville | W | 73-72 | 2-6 |
| 1991-92 | Baton Rouge, La. | L | 69-76 | 2-7 |
| 1992-93 | Nashville | W | 87-61 | 3-7 |
| 1993-94 | Baton Rouge, La. | W | 87-63 | 4-7 |
| 1994-95 | Nashville | W | 85-33 | 5-7 |
| 1995-96 | Baton Rouge, La. | W | 78-56 | 6-7 |
| 1996-97 | Nashville | W | 77-58 | 7-7 |
| 1997-98 | Baton Rouge, La. | L | 46-57 | 7-8 |
| 1998-99 | Nashville | L | 54-69 | 7-9 |
| 1999-00 | Baton Rouge, La. | L | 50-58 | 7-10 |
| | Chattanooga, Tenn.* | W | 59-46 | 8-10 |
| 2000-01 | Nashville | W | 86-75 | 9-10 |
| | Memphis, Tenn. * | W | 70-58 | 10-10 |
| 2001-02 | Baton Rouge, La. | W | 64-53 | 11-10 |
| | Nashville | W | 77-60 | 12-10 |
| | Nashville* | W | 63-48 | 13-10 |
| 2002-03 | Baton Rouge, La. | L | 59-70 | 13-11 |
| | Nashville | W | 72-60 | 14-11 |
| 2002-03 | Little Rock, Ark. * | L | 69-78 | 14-12 |
| 2003-04 | Baton Rouge, La. | W | 61-55 | 15-12 |
| | Nashville* | W | 78-66 | 16-12 |
| 2004-05 | Nashville | L | 68-79 | 16-13 |
| 2005-06 | Baton Rouge, La. | L | 53-75 | 16-14 |
| 2006-07 | Nashville | W | 68-58 | 17-14 |
| | Duluth, Ga.* | W | 51-45 | 18-14 |
| 2007-08 | Baton Rouge, La. | L | 51-62 | 18-15 |
| 2008-09 | Nashville | W | 75-67 | 19-15 |
| | North Little Rock* | W | 61-47 | 20-15 |
| 2009-10 | Baton Rouge, La. | L | 39-55 | 20-16 |
| | Duluth, Ga.* | W | 63-61 | 21-16 |
| 2010-11 | Nashville | W | 55-50 | 22-16 |
| 2011-12 | Nashville | W | 81-72 | 23-16 |
| | Baton Rouge, La. | L | 66-69 | 23-17 |
| 2012-13 | Baton Rouge, La. | L | 51-54 | 23-18 |
| 2013-14 | Nashville | W | 79-70 | 24-18 |
| 2014-15 | Baton Rouge, La. | L | 44-64 | 24-19 |
| 2015-16 | Nashville | W | 58-42 | 25-19 |
| 2016-17 | Nashville | W | 70-68 | 26-19 |
| | Baton Rouge, La. | L | 58-64 | 26-20 |
| 2017-18 | Baton Rouge, La. | L | 65-85 | 26-21 |

* SEC Tournament

**Louisiana Tech (1-1)**
**H: 0-0, A: 0-1, N: 1-0**

| Date | Site | W/L | Score | Series |
|---|---|---|---|---|
| 1992-93 | Nacogdoches, Tex. ! | W | 58-53 | 1-0 |
| 1999-00 | Ruston, La.^ | L | 65-66 | 1-1 |

! NCAA Regional Finals
^NCAA First Round

**Louisville (8-6)**
**H: 5-2, A: 2-3, N: 1-1**

| Date | Site | W/L | Score | Series |
|---|---|---|---|---|
| 1982-83 | Nashville | L | 84-86 | 0-1 |
| 1984-85 | Louisville, Ky. | W | 93-67 | 1-1 |
| 1985-86 | Nashville | W | 114-76 | 2-1 |
| 1986-87 | Louisville, Ky. | L | 78-80 | 2-2 |
| 1987-88 | Nashville | W | 102-56 | 3-2 |
| 1988-89 | Louisville, Ky. | W | 76-68 | 4-2 |
| 1996-97 | Boston, Mass ^ | W | 63-60 | 5-2 |
| 2001-02 | Nashville | W | 71-32 | 6-2 |
| 2002-03 | Louisville, Ky. | L | 82-92 | 6-3 |
| 2003-04 | Nashville | Wot | 73-68 | 7-3 |
| 2005-06 | Nashville$ | W | 76-64 | 8-3 |
| 2010-11 | Cincinnati % | L | 62-81 | 8-4 |
| 2016-17 | Nashville | L | 66-78 | 8-5 |
| 2017-18 | Louisville, Ky. | L | 57-79 | 8-6 |

^ Reebok Classic
$ NCAA Tournament First Round (Memorial Gym)
% NCAA Tournament First Round (Xavier)

**Loyola Marymount (1-0)**
**H: 0-0, A: 0-0, N: 1-0**

| Date | Site | W/L | Score | Series |
|---|---|---|---|---|
| 1990-91 | Salt Lake City, Utah # | W | 81-75 | 1-0 |

# Lady Ute Classic - Utah, host

**Maine (1-0)**
**H: 0-0, A: 1-0, N: 0-0**

| Date | Site | W/L | Score | Series |
|---|---|---|---|---|
| 1990-91 | Orono, Maine | W | 74-67 | 1-0 |

**Manhattan (2-0)**
**H: 1-0, A: 1-0, N: 0-0**

| Date | Site | W/L | Score | Series |
|---|---|---|---|---|
| 1994-95 | Nashville | W | 101-52 | 1-0 |
| 1995-96 | Riverdale, N.Y. | W | 85-64 | 2-0 |

**Marshall (1-0)**
**H: 1-0, A: 0-0, N: 0-0**

| Date | Site | W/L | Score | Series |
|---|---|---|---|---|
| 1990-91 | Nashville | W | 67-36 | 1-0 |

# SERIES RESULTS

**Maryland (0-2)**
**H: 0-0, A: 0-0, N: 0-2**

| Date | Site | W/L | Score | Series |
|---|---|---|---|---|
| 2007-08 | Spokane, Wash. ^ | L | 66-80 | 0-1 |
| 2008-09 | Raleigh, N.C. ^ | L | 74-78 | 0-2 |

^ NCAA Tournament - Sweet 16

**Marquette (0-2)**
**H: 0-1, A: 0-1, N: 0-0**

| Date | Site | W/L | Score | Series |
|---|---|---|---|---|
| 2013-14 | Nashville | L | 77-82 | 0-1 |
| 2014-15 | Milwaukee, Wis. | L | 67-80 | 0-2 |

**Massachusetts (2-0)**
**H: 1-0, A: 1-0, N: 0-0**

| Date | Site | W/L | Score | Series |
|---|---|---|---|---|
| 1993-94 | Amherst, Mass. | W | 77-50 | 1-0 |
| 1994-95 | Nashville # | W | 98-54 | 2-0 |

# First American/MCI Classic, Vanderbilt-host

**McNeese State (1-0)**
**H: 1-0, A: 1-0, N: 0-0**

| Date | Site | W/L | Score | Series |
|---|---|---|---|---|
| 2012-13 | Nashville, Tenn. | W | 82-71 | 1-0 |

**Memphis (11-5)**
**H: 8-1, A: 3-4, N: 0-0**

| Date | Site | W/L | Score | Series |
|---|---|---|---|---|
| 1979-80 | Memphis, Tenn. | L | 72-87 | 0-1 |
| 1980-81 | Nashville | W | 78-71 | 1-1 |
| 1981-82 | Memphis, Tenn. | L | 78-97 | 1-2 |
| 1984-85 | Nashville | W | 77-72 | 2-2 |
| 1985-86 | Nashville | W | 96-73 | 3-2 |
| 1986-87 | Memphis, Tenn. | L | 74-93 | 3-3 |
| 1987-88 | Nashville | W | 86-73 | 4-3 |
| 1988-89 | Memphis, Tenn. | W | 89-82 | 5-3 |
| 1989-90 | Nashville | W | 99-66 | 6-3 |
| 1991-92 | Memphis, Tenn. | W | 75-50 | 7-3 |
| 1992-93 | Nashville | W | 91-57 | 8-3 |
| 1994-95 | Nashville ^ | W | 95-68 | 9-3 |
| 2003-04 | Memphis, Tenn. | W | 73-49 | 10-3 |
| 2004-05 | Nashville | W | 96-54 | 11-3 |
| 2016-17 | Memphis, Tenn. | L | 59-75 | 11-4 |
| 2017-18 | Nashville, Tenn. | L | 60-71 | 11-5 |

^ NCAA Tournament Second Round

**Mercer (2-0)**
**H: 1-0, A: 1-0, N: 0-0**

| Date | Site | W/L | Score | Series |
|---|---|---|---|---|
| 1983-84 | Nashville | W | 63-60 | 1-0 |
| 1984-85 | Jefferson City, Tenn. | W | 97-76 | 2-0 |

**Miami, Fla. (1-1)**
**H: 0-0, A: 0-1, N: 1-0**

| Date | Site | W/L | Score | Series |
|---|---|---|---|---|
| 1991-92 | Charlottesville, Va. ^ | W | 77-67 | 1-0 |
| 2003-04 | Miami, Fla. | L | 57-79 | 1-1 |

^ NCAA Regional Semifinals

**Miami University (5-0)**
**H: 3-0, A: 2-0, N: 0-0**

| Date | Site | W/L | Score | Series |
|---|---|---|---|---|
| 1990-91 | Nashville | W | 64-56 | 1-0 |
| 1991-92 | Oxford, Ohio | W | 69-48 | 2-0 |
| 2000-01 | Nashville | W | 79-61 | 3-0 |
| 2004-05 | Oxford, Ohio | W | 93-50 | 4-0 |
| 2005-06 | Nashville | W | 82-50 | 5-0 |

**Michigan (3-1)**
**H: 1-0, A: 1-1, N: 1-0**

| Date | Site | W/L | Score | Series |
|---|---|---|---|---|
| 1988-89 | Norfolk, Va. ^ | W | 95-86 | 1-0 |
| 1998-99 | Nashville | W | 57-45 | 2-0 |
| 1999-00 | Ann Arbor, Mich. | W | 76-60 | 3-0 |
| 2008-09 | Ann Arbor, Mich. | L | 42-50 | 3-1 |

^Reebok Classic (Old Dominion)

**Michigan State (1-2)**
**H: 1-0, A: 0-1, N: 0-1**

| Date | Site | W/L | Score | Series |
|---|---|---|---|---|
| 1996-97 | East Lansing, Mich. | L | 51-82 | 0-1 |
| 1997-98 | Nashville | W | 63-51 | 1-1 |
| 2004-05 | Kansas City, Mo. ^ | L | 64-76 | 1-2 |

^ NCAA Tournament Sweet 16

**Middle Tennessee (8-9)**
**H: 6-5, A: 2-3, N: 0-1**

| Date | Site | W/L | Score | Series |
|---|---|---|---|---|
| 1978-79 | Murfreesboro, Tenn. | L | 67-69 | 0-1 |
| | Nashville | L | 70-74 | 0-2 |
| 1979-80 | Nashville | L | 66-67 | 0-3 |
| | Cookeville, Tenn. # | L | 57-76 | 0-4 |
| 1980-81 | Nashville | W | 89-88 | 1-4 |
| 1981-82 | Nashville | L | 71-76 | 1-5 |
| 1982-83 | Nashville | L | 81-86 | 1-6 |
| | Murfreesboro, Tenn. | L-ot | 66-73 | 1-7 |
| 1983-84 | Murfreesboro, Tenn. | W | 66-60 | 2-7 |
| | Nashville | W | 83-67 | 3-7 |
| 1987-88 | Nashville | W | 70-67 | 4-7 |
| 1988-89 | Murfreesboro, Tenn. | L | 73-81 | 4-8 |
| 1989-90 | Nashville | W | 88-70 | 5-8 |
| 1990-91 | Mufreesboro, Tenn. | W | 79-66 | 6-8 |
| 1991-92 | Nashville | W | 90-61 | 7-8 |
| 2011-12 | Nashville ^ | W | 60-46 | 8-8 |
| 2017-18 | Nashville | L | 54-65 | 8-9 |

# AIAW Tournament
^ NCAA Tournament First Round (Memorial Gym)

**Minnesota (2-0)**
**H: 1-0, A: 0-0, N: 1-0**

| Date | Site | W/L | Score | Series |
|---|---|---|---|---|
| 1993-94 | Nashville ^ | W | 98-72 | 1-0 |
| 2014-15 | Estero, Fla.* | W | 71-54 | 2-0 |

^ NCAA Second Round
*Gulf Coast Showcase

**Mississippi (33-16)**
**H: 18-3, A: 9-13, N: 6-0**

| Date | Site | W/L | Score | Series |
|---|---|---|---|---|
| 1977-78 | Nashville | L | 64-85 | 0-1 |
| 1979-80 | Oxford, Miss. | W | 84-81 | 1-1 |
| 1980-81 | Oxford, Miss. ^ | L | 65-81 | 1-2 |
| 1983-84 | Oxford, Miss | L-ot | 72-82 | 1-3 |
| | Athens, Ga. * | W | 78-73 | 2-3 |
| 1984-85 | Nashville | L | 56-80 | 2-4 |
| 1985-86 | Oxford, Miss. | L | 62-76 | 2-5 |
| 1986-87 | Nashville | L | 73-77 | 2-6 |
| | Albany, Ga. * | W | 65-64 | 3-6 |
| 1987-88 | Oxford, Miss. | L | 56-64 | 3-7 |
| 1988-89 | Nashville | W | 63-62 | 4-7 |
| 1989-90 | Oxford, Miss. | L | 60-75 | 4-8 |
| 1990-91 | Nashville | W | 69-46 | 5-8 |
| 1991-92 | Oxford, Miss. | L | 57-59 | 5-9 |
| 1992-93 | Nashville | W | 77-62 | 6-9 |
| | Chattanooga, Tenn. | *W | 79-54 | 7-9 |
| 1993-94 | Oxford, Miss. | L | 59-80 | 7-10 |
| 1994-95 | Nashville | W | 91-54 | 8-10 |
| | Chattanooga, Tenn. | *W | 64-57 | 9-10 |
| 1995-96 | Oxford, Miss. | L | 53-72 | 9-11 |
| 1996-97 | Nashville | W | 74-47 | 10-11 |
| 1997-98 | Oxford, Miss. | W | 66-56 | 11-11 |
| | Columbus, Ga.* | W | 76-64 | 12-11 |
| 1998-99 | Nashville | W | 77-58 | 13-11 |
| 1999-00 | Oxford, Miss. | W | 60-38 | 14-11 |
| | Nashville | W | 59-51 | 15-11 |
| 2000-01 | Nashville | W | 79-64 | 16-11 |
| | Oxford, Miss. | W | 72-58 | 17-11 |
| 2001-02 | Nashville | W | 62-42 | 18-11 |
| 2002-03 | Oxford, Miss. | W | 67-60 | 19-11 |
| 2003-04 | Nashville | W | 90-65 | 20-11 |
| 2004-05 | Oxford, Miss. | L | 60-66 | 20-12 |
| 2005-06 | Nashville | W | 68-58 | 21-12 |
| 2006-07 | Oxford, Miss. | L | 66-76 | 21-13 |
| 2007-08 | Nashville | W | 83-50 | 22-13 |
| 2008-09 | Oxford, Miss. | L | 69-71 | 22-14 |
| 2009-10 | Nashville | W | 86-72 | 23-14 |
| | Oxford, Miss. | W | 68-59 | 24-14 |
| 2010-11 | Oxford, Miss. | L | 67-72 | 24-15 |
| | Nashville | W | 71-42 | 25-15 |
| 2011-12 | Nashville | W | 68-52 | 26-15 |
| 2012-13 | Oxford, Miss. | W | 76-57 | 27-15 |
| | Nashville | W | 79-53 | 28-15 |
| 2013-14 | Oxford, Miss. | W | 80-74 | 29-15 |
| 2014-15 | Nashville | W | 58-54 | 30-15 |
| 2015-16 | Oxford, Miss. | L | 52-55 | 30-16 |
| | Jacksonville, Fla.* | W | 74-59 | 31-16 |
| 2016-17 | Nashville | W | 85-67 | 32-16 |
| 2017-18 | Oxford, Miss. | W | 75-72 | 33-16 |

^ Lady Rebel Classic
* SEC Tournament

**Mississippi State (36-20)**
**H: 19-4, A: 11-13, N: 6-3**

| Date | Site | W/L | Score | Series |
|---|---|---|---|---|
| 1977-78 | Nashville | W | 81-66 | 1-0 |
| | Starkville, Miss. | L | 60-85 | 1-1 |
| 1978-79 | Starkville, Miss. ^ | L | 61-72 | 1-2 |
| | Starkville, Miss. | L | 55-64 | 1-3 |
| | Nashville | W | 66-57 | 2-3 |
| 1979-80 | Starkville, Miss. | L | 65-79 | 2-4 |
| 1980-81 | Baton Rouge, La. * | L | 76-84 | 2-5 |
| | Nashville | L | 77-83 | 2-6 |
| 1981-82 | Lexington, Ky. * | W | 87-67 | 3-6 |
| 1982-83 | Knoxville, Tenn. * | L | 51-53 | 3-7 |
| 1983-84 | Starkville, Miss. | W | 89-72 | 4-7 |
| | Athens, Ga.* | W | 72-47 | 5-7 |
| 1984-85 | Nashville | W | 86-54 | 6-7 |
| 1985-86 | Starkville, Miss. | W | 69-41 | 7-7 |
| | Athens, Ga. * | W | 83-69 | 8-7 |
| 1986-87 | Nashville | W | 71-61 | 9-7 |
| 1987-77 | Starkville, Miss. | W | 80-70 | 10-7 |
| 1988-89 | Nashville | W | 75-53 | 11-7 |
| 1989-90 | Starkville, Miss. | W | 74-64 | 12-7 |
| 1990-91 | Nashville | W | 71-57 | 13-7 |
| 1991-92 | Starkville, Miss. | W | 85-52 | 14-7 |
| 1992-93 | Nashville | W | 108-44 | 15-7 |
| 1993-94 | Starkville, Miss. | W | 88-77 | 16-7 |
| 1994-95 | Nashville | W | 107-60 | 17-7 |
| 1995-96 | Starkville, Miss. | L | 64-67 | 17-8 |
| 1996-97 | Nashville | W | 99-60 | 18-8 |
| | Chattanooga, Tenn. * | W | 70-42 | 19-8 |
| 1997-98 | Nashville | W | 78-47 | 20-8 |
| | Starkville, Miss. | W | 73-66 | 21-8 |
| 1998-99 | Starkville, Miss. | L | 66-71 | 21-9 |
| | Nashville | W | 63-43 | 22-9 |
| 1999-00 | Nashville | W | 77-62 | 23-9 |
| 2000-01 | Starkville, Miss. | L | 62-71 | 23-10 |
| 2001-02 | Nashville | W | 72-54 | 24-10 |
| 2002-03 | Starkville, Miss. | L | 75-78 | 24-11 |
| 2003-04 | Nashville | W | 87-64 | 25-11 |
| 2004-05 | Starkville, Miss. | W-2ot | 106-98 | 26-11 |
| 2005-06 | Nashville | W | 87-48 | 27-11 |
| 2006-07 | Starkville, Miss. | W | 84-64 | 28-11 |
| 2007-08 | Nashville | W | 72-50 | 29-11 |
| 2008-09 | Starkville, Miss. | L | 61-66 | 29-12 |
| 2009-10 | Starkville, Miss. | L | 76-90 | 29-13 |
| | Nashville | L | 56-65 | 29-14 |
| 2010-11 | Nashville | W | 65-44 | 30-14 |
| | Starkville, Miss. | W | 74-62 | 31-14 |
| | Nashville * | W | 69-55 | 32-14 |
| 2011-12 | Starkville, Miss. | W | 65-59 | 33-14 |
| | Nashville* | W | 67-51 | 34-14 |
| 2012-13 | Nashville | W | 92-41 | 35-14 |
| 2013-14 | Starkville, Miss. | L | 62-64 | 35-15 |
| 2014-15 | Nashville | W | 78-62 | 36-15 |
| | Starkville, Miss. | L | 44-69 | 36-16 |
| 2015-16 | Nashville | L | 61-66 | 36-17 |
| | Jacksonville, Fla.* | L | 46-63 | 36-18 |
| 2016-17 | Starkville, Miss. | L | 41-86 | 36-19 |
| 2017-18 | Nashville, Tenn. | L | 50-95 | 36-20 |

^ MSU Classic * SEC Tournament

**Mississippi Valley (4-0)**
**H: 3-0, A: 1-0, N: 0-0**

| Date | Site | W/L | Score | Series |
|---|---|---|---|---|
| 1985-86 | Itta Bena, Miss. | W | 77-63 | 1-0 |
| 1986-87 | Nashville | W | 101-70 | 2-0 |
| 2014-15 | Nashville | W | 63-37 | 3-0 |
| 2015-16 | Nashville | W | 89-39 | 4-0 |

# SERIES RESULTS

**Missouri (3-5)**
**H: 1-2, A: 1-2, N: 1-0**

| Date | Site | W/L | Score | Series |
|---|---|---|---|---|
| 2012-13 | Nashville | W | 62-46 | 1-0 |
| | Duluth, Ga. * | W | 53-40 | 2-0 |
| 2013-14 | Columbia, Mo. | L | 54-59 | 2-1 |
| 2014-15 | Nashville | L | 51-54 | 2-2 |
| 2015-16 | Columbia, Mo. | W | 56-52 | 3-2 |
| 2016-17 | Nashville | L | 68-74 | 3-3 |
| 2017-18 | Nashville | L | 70-81 | 3-4 |
| | Columbia, Mo. | L | 68-83 | 3-5 |

* SEC Tournament

**Missouri-Kansas City (1-0)**
**H: 1-0, A: 0-0, N: 0-0**

| Date | Site | W/L | Score | Series |
|---|---|---|---|---|
| 1987-88 | Nashville | W | 98-90 | 1-0 |

**Montana (3-0)**
**H: 0-0, A: 1-0, N: 2-0**

| Date | Site | W/L | Score | Series |
|---|---|---|---|---|
| 1994-95 | Missoula, Mont. # | W | 69-65 | 1-0 |
| 2004-05 | Seattle, Wash.^ | W | 67-44 | 2-0 |
| 2007-08 | Albuquerque, N.M.^ | W | 75-47 | 3-0 |

# Preseason WNIT ^ NCAA Tournament First Round

**Montevallo (1-0)**
**H: 1-0, A: 0-0, N: 0-0**

| Date | Site | W/L | Score | Series |
|---|---|---|---|---|
| 1988-89 | Nashville | W | 94-60 | 1-0 |

**Morehead State (2-0)**
**H: 1-0, A: 1-0, N: 0-0**

| Date | Site | W/L | Score | Series |
|---|---|---|---|---|
| 1982-83 | Morehead, Ky. ^ | W | 69-68 | 1-0 |
| 1989-90 | Nashville | W | 92-46 | 2-0 |

^ Lady Eagle Classic

**Motlow (1-1)**
**H: 1-0, A: 0-1, N: 0-0**

| Date | Site | W/L | Score | Series |
|---|---|---|---|---|
| 1977-78 | Nashville | W | 70-61 | 1-0 |
| | Tullahoma, Tenn. | L | 70-88 | 1-1 |

**Murray State (4-3)**
**H: 3-1, A: 0-1, N: 1-1**

| Date | Site | W/L | Score | Series |
|---|---|---|---|---|
| 1977-78 | Nashville | L-ot | 78-80 | 0-1 |
| 1978-79 | Murray, Ky. | L | 66-81 | 0-2 |
| | Nashville | W | 76-73 | 1-2 |
| 1979-80 | Martin, Tenn. ^ | W | 82-63 | 2-2 |
| 1980-81 | Martin, Tenn. ^ | L | 77-78 | 2-3 |
| 1997-98 | Nashville ! | W | 83-38 | 3-3 |
| 2000-01 | Nashville | W | 99-52 | 4-3 |

^ UT-Martin Christmas Classic
! MCI/First American Tournament (Memorial Gym)

**New Mexico State (2-0)**
**H: 0-0, A: 0-0, N: 2-0**

| Date | Site | W/L | Score | Series |
|---|---|---|---|---|
| 1986-87 | Honolulu, Hawaii # | W | 90-77 | 1-0 |
| 2015-16 | New York City, Ny ! | W | 71-45 | 2-0 |

# Rainbow Wahine Classic - Hawaii, host
! Fordham Holiday Classic

**New Orleans (2-0)**
**H: 1-0, A: 1-0, N: 0-0**

| Date | Site | W/L | Score | Series |
|---|---|---|---|---|
| 2003-04 | Nashville | W | 75-56 | 1-0 |
| 2004-05 | New Orleans, La. | W | 91-37 | 2-0 |

**Nicholls State (1-0)**
**H: 1-0, A: 0-0, N: 0-0**

| Date | Site | W/L | Score | Series |
|---|---|---|---|---|
| 1994-95 | Nashville | W | 100-40 | 1-0 |

**North Alabama (3-0)**
**H: 1-0, A: 1-0, N: 1-0**

| Date | Site | W/L | Score | Series |
|---|---|---|---|---|
| 1982-83 | Tullahoma, Tenn. | W | 78-60 | 1-0 |
| 1985-86 | Florence, Ala. | W | 69-60 | 2-0 |
| 1986-87 | Nashville | W | 110-60 | 3-0 |

**North Carolina (2-3)**
**H: 0-1, A: 0-0, N: 2-2**

| Date | Site | W/L | Score | Series |
|---|---|---|---|---|
| 1980-81 | Oxford, Miss. # | W | 81-80 | 1-0 |
| 1993-94 | Piscataway, N.J. ^ | L | 69-73 | 1-1 |
| 2001-02 | Ames, Iowa ^ | W | 70-61 | 2-1 |
| 2005-06 | Myrtle Beach, S.C. | L | 67-87 | 2-2 |
| | Nashville $ | L | 70-89 | 2-3 |

# Ole Miss Classic
^ NCAA Tournament Regional Semifinals
$ NCAA Tournament Second Round

**North Carolina-Asheville (2-0)**
**H: 2-0, A: 0-0, N: 0-0**

| Date | Site | W/L | Score | Series |
|---|---|---|---|---|
| 2000-01 | Nashville | W | 107-51 | 1-0 |
| 2013-14 | Nashville | W | 83-57 | 2-0 |

**North Carolina-Charlotte (1-0)**
**H: 1-0, A: 0-0, N: 0-0**

| Date | Site | W/L | Score | Series |
|---|---|---|---|---|
| 2002-03 | Nashville | W | 66-43 | 1-0 |

**North Carolina State (2-4)**
**H: 1-2, A: 0-2, N: 1-0**

| Date | Site | W/L | Score | Series |
|---|---|---|---|---|
| 1995-96 | Charlotte, N.C. | W | 93-61 | 1-0 |
| 2004-05 | Nashville | L | 64-65 | 1-1 |
| 2005-06 | Raleigh, N.C. | L | 67-76 | 1-2 |
| 2009-10 | Nashville # | W | 77-71 | 2-2 |
| 2011-12 | Raleigh, N.C. | L | 59-66 | 2-3 |
| 2017-18 | Nashville | L | 72-83 | 2-4 |

# Vanderbilt Thanksgiving Tournament

**North Texas (1-0)**
**H: 1-0, A: 0-0, N: 0-0**

| Date | Site | W/L | Score | Series |
|---|---|---|---|---|
| 1997-98 | Nashville | W | 91-51 | 1-0 |

**Northern Arizona (1-0)**
**H: 1-0, A: 0-0, N: 0-0**

| Date | Site | W/L | Score | Series |
|---|---|---|---|---|
| 2005-06 | Nashville | W | 57-41 | 1-0 |

**Northern Illinois (4-0)**
**H: 2-0, A: 1-0, N: 1-0**

| Date | Site | W/L | Score | Series |
|---|---|---|---|---|
| 1984-85 | Norfolk, Va. ! | W | 94-68 | 1-0 |
| 1989-90 | Nashville | W | 87-73 | 2-0 |
| 1990-91 | DeKalb, Ill. | W | 79-65 | 3-0 |
| 1994-95 | Nashville ^ | W | 90-44 | 4-0 |

! Old Dominion Classic
^ NCAA Tournament First Round

**Northwestern (2-2)**
**H: 1-1, A: 0-1, N: 1-0**

| Date | Site | W/L | Score | Series |
|---|---|---|---|---|
| 1981-82 | Cambridge, Mass. # | W | 81-70 | 1-0 |
| 1989-90 | Evanston, Ill. | L | 64-81 | 1-1 |
| 1990-91 | Nashville | L | 86-91 | 1-2 |
| 1996-97 | Nashville | W | 73-54 | 2-2 |

# Harvard Tournament

**Notre Dame (1-4)**
**H: 1-1, A: 0-2, N: 0-1**

| Date | Site | W/L | Score | Series |
|---|---|---|---|---|
| 1988-89 | Nashville | W | 86-64 | 1-0 |
| 1989-90 | Notre Dame, Ind. | L | 63-77 | 1-1 |
| 2000-01 | Denver, Colo.^ | L | 64-72 | 1-2 |
| 2008-09 | Nashville | L | 57-59 | 1-3 |
| 2009-10 | Notre Dame, Ind. | L | 69-74 | 1-4 |

^ NCAA Tournament Midwest Regional Final

**Oakland (2-0)**
**H: 2-0, A: 0-0, N: 0-0**

| Date | Site | W/L | Score | Series |
|---|---|---|---|---|
| 1981-82 | Nashville | W | 78-72 | 1-0 |
| 2001-02 | Nashville # | W | 63-38 | 2-0 |

# First Tennessee Tournament (Memorial Gym)

**Ohio (1-0)**
**H: 1-0, A: 0-0, N: 0-0**

| Date | Site | W/L | Score | Series |
|---|---|---|---|---|
| 2015-16 | Nashville | W | 62-59 | 1-0 |

**Ohio State (1-1)**
**H: 1-0, A: 0-1, N: 0-0**

| Date | Site | W/L | Score | Series |
|---|---|---|---|---|
| 1992-93 | Nashville | W | 70-67 | 1-0 |
| 1993-94 | Columbus, Ohio | L | 80-82 | 1-1 |

**Oklahoma (2-1)**
**H: 1-0, A: 2-1, N: 0-0**

| Date | Site | W/L | Score | Series |
|---|---|---|---|---|
| 1985-86 | Norman, Okla. ^ | L | 67-86 | 0-1 |
| 2011-12 | Nashville # | W | 78-66 | 1-1 |
| 2012-13 | Norman, Okla. | W | 76-63 | 2-1 |

^ NCAA Tournament Second Round
# Vanderbilt Thanksgiving Tournament

**Oklahoma State (1-1)**
**H: 1-0, A: 0-1, N: 0-0**

| Date | Site | W/L | Score | Series |
|---|---|---|---|---|
| 1996-97 | Nashville | W | 61-55 | 1-0 |
| 1998-99 | Stillwater, Okla. | L | 54-67 | 1-1 |

**Old Dominion (1-4)**
**H: 0-1, A: 1-2, N: 0-1**

| Date | Site | W/L | Score | Series |
|---|---|---|---|---|
| 1984-85 | Norfolk, Va. | L | 72-96 | 0-1 |
| 1988-89 | Norfolk, Va. | L | 76-85 | 0-2 |
| 1996-97 | Richmond, Va. ! | L | 59-70 | 0-3 |
| 2005-06 | Norfolk, Va. | W | 82-77 | 1-3 |
| 2007-08 | Nashville | L | 65-80 | 1-4 |

! Central Fidelity Classic (Richmond)

**Oral Roberts (1-0)**
**H: 1-0, A: 0-0, N: 0-0**

| Date | Site | W/L | Score | Series |
|---|---|---|---|---|
| 1992-93 | Nashville | W | 124-58 | 1-0 |

**Oregon (2-0)**
**H: 1-0, A: 1-0, N: 0-0**

| Date | Site | W/L | Score | Series |
|---|---|---|---|---|
| 1992-93 | Nashville # | W | 72-68 | 1-0 |
| 1994-95 | Eugene, Ore. | W | 82-54 | 2-0 |

# O'Charley's Classic (Memorial Gym)

**Oregon State (3-0)**
**H: 1-0, A: 1-0, N: 1-0**

| Date | Site | W/L | Score | Series |
|---|---|---|---|---|
| 1989-90 | Honolulu, Hawaii ^ | W | 63-50 | 1-0 |
| 1994-95 | Corvallis, Ore. | W | 78-57 | 2-0 |
| 2001-02 | Nashville + | W | 81-55 | 3-0 |

^ Rainbow Wahine Classic
+ Preseason WNIT

**Penn State (2-4)**
**H: 1-2, A: 1-2, N: 0-0**

| Date | Site | W/L | Score | Series |
|---|---|---|---|---|
| 1991-92 | Nashville | L | 60-72 | 0-1 |
| 1992-93 | State College, Pa. | W | 66-57 | 1-1 |
| 1993-94 | Nashville | L | 51-66 | 1-2 |
| 1994-95 | State College, Pa. | L | 65-86 | 1-3 |
| 2000-01 | State College, Pa. | L | 76-77 | 1-4 |
| 2001-02 | Nashville | W | 77-62 | 2-4 |

**Pepperdine (1-0)**
**H: 0-0, A: 1-0, N: 0-0**

| Date | Site | W/L | Score | Series |
|---|---|---|---|---|
| 2004-05 | Malibu, Calif. | W | 78-46 | 1-0 |

**Pittsburgh (1-0)**
**H: 1-0, A: 0-0, N: 0-0**

| Date | Site | W/L | Score | Series |
|---|---|---|---|---|
| 1993-94 | Nashville # | W | 82-64 | 1-0 |

# MCI/First American Classic (Memorial Gym)

**Portland State (1-0)**
**H: 0-0, A: 1-0, N: 0-0**

| Date | Site | W/L | Score | Series |
|---|---|---|---|---|
| 2000-01 | Portland, Ore. | W | 97-56 | 1-0 |

# SERIES RESULTS

**Presbyterian (1-0)**
**H: 1-0, A: 0-0, N: 0-0**

| Date | Site | W/L | Score | Series |
|---|---|---|---|---|
| 2015-16 | Nashville | W | 56-38 | 1-0 |

**Princeton (4-0)**
**H: 2-0, A: 1-0, N: 1-0**

| Date | Site | W/L | Score | Series |
|---|---|---|---|---|
| 1999-00 | Honolulu, Hawaii # | W | 85-30 | 1-0 |
| 2006-07 | Nashville | W | 89-74 | 2-0 |
| 2007-08 | Princton, N.J. | W | 81-48 | 3-0 |
| 2010-11 | Nashville % | W | 74-68 | 4-0 |

# Ala Moana Classic (Hawaii)
% Vanderbilt Thanksgiving Tournament

**Providence (1-0)**
**H: 0-0, A: 1-0, N: 0-0**

| Date | Site | W/L | Score | Series |
|---|---|---|---|---|
| 1985-86 | Providence, R.I. # | W | 98-82 | 1-0 |

# Providence College Invitational (Alumni Hall)

**Purdue (4-3)**
**H: 2-0, A: 2-1, N: 0-2**

| Date | Site | W/L | Score | Series |
|---|---|---|---|---|
| 1990-91 | West Lafayette, Ind. ^ | W | 69-63 | 1-0 |
| 1993-94 | Nashville # | W | 96-91 | 2-0 |
| 1994-95 | West Lafayette, Ind. | W | 72-52 | 3-0 |
| | Los Angeles, Calif. # | L | 66-67 | 3-1 |
| 1995-96 | Nashville | W-ot | 80-77 | 4-1 |
| 1999-00 | West Lafayette, Ind. | L | 51-63 | 4-2 |
| 2002-03 | Tempe, Ariz. + | L | 66-73 | 4-3 |

^ NCAA Tournament Second Round
# First American/MCI Classic (Memorial Gym)
# NCAA Regional Semifinals
+ Hoops for the Cure Classic

**Quinnipiac (2-0)**
**H: 1-0, A: 0-1, N: 0-0**

| Date | Site | W/L | Score | Series |
|---|---|---|---|---|
| 2009-10 | Hamden, Conn. | W | 75-74 | 1-0 |
| 2010-11 | Nashville # | W | 111-53 | 2-0 |

# Vanderbilt Thanksgiving Tournament

**Radford (1-0)**
**H: 1-0, A: 0-0, N: 0-0**

| Date | Site | W/L | Score | Series |
|---|---|---|---|---|
| 2008-09 | Nashville | W | 78-41 | 1-0 |

**Rhode Island (2-0)**
**H: 1-0, A: 0-0, N: 1-0**

| Date | Site | W/L | Score | Series |
|---|---|---|---|---|
| 2003-04 | Miami, Fla. ! | W | 74-61 | 1-0 |
| 2004-05 | Nashville # | W | 108-53 | 2-0 |

! Gatorade Holiday Classic (Miami)
# Vanderbilt Thanksgiving Tournament

**Rice (1-0)**
**H: 0-0, A: 0-0, N: 1-0**

| Date | Site | W/L | Score | Series |
|---|---|---|---|---|
| 1981-82 | Cambridge, Mass. # | W | 91-54 | 1-0 |

# Harvard Invitational, Harvard-host

**Richmond (1-0)**
**H: 0-0, A: 1-0, N: 0-0**

| Date | Site | W/L | Score | Series |
|---|---|---|---|---|
| 1996-97 | Richmond, Va. # | W | 88-67 | 1-0 |

# Central Fidelity Invitational

**Robert Morris (1-0)**
**H: 1-0, A: 0-0, N: 0-0**

| Date | Site | W/L | Score | Series |
|---|---|---|---|---|
| 2016-17 | Nashville | W | 75-59 | 1-0 |

**Rutgers (2-0)**
**H: 2-0, A: 0-0, N: 0-0**

| Date | Site | W/L | Score | Series |
|---|---|---|---|---|
| 1989-90 | Nashville ^ | W | 78-75 | 1-0 |
| 1995-96 | Nashville | W | 79-53 | 2-0 |

^ NCAA Tournament First Round

**St. Francis (Pa.) (1-0)**
**H: 1-0, A: 0-0, N: 0-0**

| Date | Site | W/L | Score | Series |
|---|---|---|---|---|
| 2004-05 | Nashville | W | 102-47 | 1-0 |

**St. Joseph's (2-1)**
**H: 0-0, A: 1-1, N: 1-0**

| Date | Site | W/L | Score | Series |
|---|---|---|---|---|
| 1988-89 | Philadelphia, Pa. ^ | L | 68-82 | 0-1 |
| 2009-10 | Philadelphia, Pa. | W | 59-46 | 1-1 |
| 2012-13 | Storrs, Conn. ^ | W | 60-54 | 2-1 |

^ NCAA Tournament First round

**Saint Louis (4-0)**
**H: 2-0, A: 2-0, N: 0-0**

| Date | Site | W/L | Score | Series |
|---|---|---|---|---|
| 2003-04 | St. Louis, Mo. | W | 71-56 | 1-0 |
| 2004-05 | Nashville | W | 94-51 | 2-0 |
| 2014-15 | Nashville | W | 75-57 | 3-0 |
| 2-17-18 | St. Louis, Mo. | W | 74-69 | 4-0 |

**St. Mary's, Calif. (1-0)**
**H: 0-0, A: 0-0, N: 1-0**

| Date | Site | W/L | Score | Series |
|---|---|---|---|---|
| 2007-08 | Berkeley, Calif. # | W | 90-69 | 1-0 |

# Contra Costa Times Classic

**St. Peter's (1-0)**
**H: 1-0, A: 0-0, N: 0-0**

| Date | Site | W/L | Score | Series |
|---|---|---|---|---|
| 1986-87 | Nashville | W | 87-61 | 1-0 |

**Samford (2-0)**
**H: 2-0, A: 0-0, N: 0-0**

| Date | Site | W/L | Score | Series |
|---|---|---|---|---|
| 2003-04 | Nashville | W | 67-50 | 1-0 |
| 2010-11 | Nashville | W | 70-60 | 2-0 |

**Sam Houston State (1-0)**
**H: 1-0, A: 0-0, N: 0-0**

| Date | Site | W/L | Score | Series |
|---|---|---|---|---|
| 2011-12 | Nashville | W | 79-56 | 1-0 |

**San Francisco (1-0)**
**H: 1-0, A: 0-0, N: 0-0**

| Date | Site | W/L | Score | Series |
|---|---|---|---|---|
| 1998-99 | Nashville # | W | 96-62 | 1-0 |

# First American Classic (Memorial Gym)

**Savannah State (2-0)**
**H: 1-0, A: 1-0, N: 0-0**

| Date | Site | W/L | Score | Series |
|---|---|---|---|---|
| 2003-04 | Nashville | W | 91-40 | 1-0 |
| 2004-05 | Savannah, Ga. | W | 61-28 | 2-0 |

**Sewanee (Univ. of the South) (2-0)**
**H: 1-0, A: 1-0, N: 0-0**

| Date | Site | W/L | Score | Series |
|---|---|---|---|---|
| 1977-78 | Sewanee, Tenn. | W | 86-21 | 1-0 |
| | Nashville | W | 90-41 | 2-0 |

**Siena (1-0)**
**H: 1-0, A: 0-0, N: 0-0**

| Date | Site | W/L | Score | Series |
|---|---|---|---|---|
| 2004-05 | Nashville # | W | 76-47 | 1-0 |

# Vanderbilt Thanksgiving Tournament

**South Alabama (2-1)**
**H: 1-0, A: 0-1, N: 1-0**

| Date | Site | W/L | Score | Series |
|---|---|---|---|---|
| 1985-86 | Nashville | W | 95-79 | 1-0 |
| 1987-88 | Mobile, Ala. | L | 71-73 | 1-1 |
| 2003-04 | Burlington, Vt.# | Wot | 64-62 | 2-1 |

# Banknorth Classic (Vermont)

**South Carolina (21-15)**
**H: 11-6, A: 8-8, N: 2-0**

| Date | Site | W/L | Score | Series |
|---|---|---|---|---|
| 1990-91 | Nashville ^ | W | 73-64 | 1-0 |
| 1991-92 | Columbia, S.C. | L | 65-72 | 1-1 |
| | Albany, Ga. * | W | 58-47 | 2-1 |
| 1992-93 | Nashville | W | 58-48 | 3-1 |
| 1993-94 | Columbia, S.C. | W | 71-56 | 4-1 |
| 1994-95 | Nashville | W | 98-58 | 5-1 |
| 1995-96 | Columbia, S.C. | W | 80-69 | 6-1 |
| 1996-97 | Nashville | W | 70-33 | 7-1 |
| 1997-98 | Columbia, S.C. | L | 66-70 | 7-2 |
| | Nashville | W | 66-53 | 8-2 |
| 1998-99 | Nashville | W | 81-54 | 9-2 |
| | Columbia, S.C. | W | 76-63 | 10-2 |
| 1999-00 | Columbia, S.C. | L | 48-52 | 10-3 |
| | Chattanooga, Tenn.* | W | 80-58 | 11-3 |
| 2000-01 | Nashville | W | 85-56 | 12-3 |
| 2001-02 | Columbia, S.C. | L | 52-71 | 12-4 |
| 2002-03 | Nashville | L | 57-66 | 12-5 |
| 2003-04 | Columbia, S.C. | W | 62-41 | 13-5 |
| 2004-05 | Nashville | W | 88-43 | 14-5 |
| 2005-06 | Columbia, S.C. | W | 67-59 | 15-5 |
| | Nashville | W | 88-71 | 16-5 |
| 2006-07 | Columbia, S.C. | W | 67-66 | 17-5 |
| | Nashville | W | 83-65 | 18-5 |
| 2007-08 | Nashville | W | 78-48 | 19-5 |
| 2008-09 | Columbia, S.C. | W | 66-56 | 20-5 |
| 2009-10 | Nashville | L | 70-73 | 20-6 |
| 2010-11 | Columbia, S.C. | W | 74-60 (OT) | 21-6 |
| 2011-12 | Columbia, S.C. | L | 55-65 | 21-7 |
| | Nashville | L | 60-65 (OT) | 21-8 |
| | Columbia, S.C. | L | 48-64 | 21-9 |
| 2013-14 | Columbia, S.C. | L | 66-76 | 21-10 |
| | Nashville | L | 57-61 | 21-11 |
| 2014-15 | Columbia, S.C. | L | 59-89 | 21-12 |
| 2015-16 | Nashville | L | 61-71 | 21-13 |
| 2016-17 | Columbia, S.C. | L | 51-82 | 21-14 |
| 2017-18 | Nashville | L | 82-95 | 21-15 |

^ NCAA Tournament First Round
* SEC Tournament

**South Carolina Upstate (1-0)**
**H: 1-0, A: 0-0, N: 0-0**

| Date | Site | W/L | Score | Series |
|---|---|---|---|---|
| 2011-12 | Nashville | W | 88-42 | 1-0 |

**South Florida (3-0)**
**H: 1-0, A: 1-0, N: 1-0**

| Date | Site | W/L | Score | Series |
|---|---|---|---|---|
| 1983-84 | Tampa, Fla. | W | 77-58 | 1-0 |
| 2006-07 | Tampa, Fla. # | W | 76-68 | 2-0 |
| 2007-08 | Nashville | W | 75-48 | 3-0 |

# St. Pete Times Forum

**Southern University (1-1)**
**H: 1-0, A: 0-1, N: 0-0**

| Date | Site | W/L | Score | Series |
|---|---|---|---|---|
| 1985-86 | Baton Rouge, La. | L | 68-70 | 0-1 |
| 1986-87 | Nashville | W | 114-45 | 1-1 |

**Southern California (1-0)**
**H: 0-0, A: 1-0, N: 0-0**

| Date | Site | W/L | Score | Series |
|---|---|---|---|---|
| 2012-13 | Los Angeles, Calif. | W | 74-56 | 1-0 |

**Southern Illinois (10-1)**
**H: 4-1, A: 5-0, N: 1-0**

| Date | Site | W/L | Score | Series |
|---|---|---|---|---|
| 1980-81 | Martin, Tenn. # | W-ot | 85-83 | 1-0 |
| 1982-83 | Nashville | L | 69-72 | 1-1 |
| 1983-84 | Carbondale, Ill. | W | 80-75 | 2-1 |
| 1992-93 | Nashville | W | 85-55 | 3-1 |
| 1993-94 | Carbondale, Ill. | W | 91-57 | 4-1 |
| 1994-95 | Nashville | W | 94-54 | 5-1 |
| 1995-96 | Carbondale, Ill. | W | 76-43 | 6-1 |
| 1996-97 | Nashville | W | 77-47 | 7-1 |
| 1997-98 | Carbondale, Ill | W | 65-53 | 8-1 |
| 2009-10 | Carbondale, Ill. | W | 90-64 | 9-1 |
| 2010-11 | Nashville | W | 81-68 | 10-1 |

# UT Martin Christmas Classic

# SERIES RESULTS

**Southern Illinois-Edwardsville (1-0)**
**H: 0-0, A: 0-0, N: 1-0**

| Date | Site | W/L | Score | Series |
|---|---|---|---|---|
| 2016-17 | Air Force, Colo. # | W | 73-63 | 1-0 |

#Air Force Classic

**Southwest Missouri (3-0)**
**H: 2-0, A: 1-0, N: 0-0**

| Date | Site | W/L | Score | Series |
|---|---|---|---|---|
| 1985-86 | Nashville | W | 102-53 | 1-0 |
| 1992-93 | Nashville | W | 72-59 | 2-0 |
| 1994-95 | Springfield, Mo. | W | 72-37 | 3-0 |

**Stanford (0-1)**
**H: 0-0, A: 0-0, N: 0-1**

| Date | Site | W/L | Score | Series |
|---|---|---|---|---|
| 2003-04 | Norman, Okla.^ | L | 55-57 | 0-1 |

^ NCAA Tournament Sweet Sixteen (Oklahoma)

**Stephen F. Austin (1-0)**
**H: 0-0, A: 1-0, N: 0-0**

| Date | Site | W/L | Score | Series |
|---|---|---|---|---|
| 1992-93 | Nacogdoches, Texas ^ | W | 59-56 | 1-0 |

! NCAA Tournament Regional Semifinals

**Syracuse (3-1)**
**H: 1-0, A: 1-0, N: 1-1**

| Date | Site | W/L | Score | Series |
|---|---|---|---|---|
| 1983-84 | Hanover, N.H. # | W-ot | 89-82 | 1-0 |
| 2002-03 | Syracuse, N.Y. | W | 73-65 | 2-0 |
| 2003-04 | Nashville | W | 61-52 | 3-0 |
| 2017-18 | Wsahington, D.C. | L | 78-84 | 3-1 |

# Dartmouth Classic

**Temple (2-0)**
**H: 1-0, A: 1-0, N: 0-0**

| Date | Site | W/L | Score | Series |
|---|---|---|---|---|
| 2000-01 | Nashville | W | 70-51 | 1-0 |
| 2001-02 | Philadelphia, Pa. | W | 84-74 | 2-0 |

**Tennessee (9-70)**
**H: 7-26, A: 0-32, N: 2-10**

| Date | Site | W/L | Score | Series |
|---|---|---|---|---|
| 1979-80 | Nashville | L | 53-77 | 0-1 |
| 1981-82 | Knoxville, Tenn. | L | 77-99 | 0-2 |
| | Nashville | L | 63-80 | 0-3 |
| | Lexington, Ky. * | L | 75-80 | 0-4 |
| 1982-83 | Knoxville, Tenn. | L | 70-98 | 0-5 |
| | Nashville | L | 79-94 | 0-6 |
| 1983-84 | Nashville | L | 73-82 | 0-7 |
| | Knoxville, Tenn. | L | 72-74 | 0-8 |
| 1984-85 | Knoxville, Tenn. | L | 71-82 | 0-9 |
| | Nashville | W | 84-77 | 1-9 |
| 1985-86 | Knoxville, Tenn. | L | 81-94 | 1-10 |
| 1986-87 | Nashville | W | 77-76 | 2-10 |
| 1987-88 | Knoxville, Tenn. | L | 67-104 | 2-11 |
| 1988-89 | Nashville | L | 60-80 | 2-12 |
| 1989-90 | Knoxville, Tenn. | L | 77-78 | 2-13 |
| 1990-91 | Nashville | W | 80-66 | 3-13 |
| | Albany, Ga.* | L | 60-62 | 3-14 |
| 1991-92 | Knoxville, Tenn. | L | 53-70 | 3-15 |
| 1992-93 | Nashville | L | 68-73 | 3-16 |
| 1993-94 | Nashville | L | 82-84 | 3-17 |
| | Knoxville, Tenn. | L | 57-79 | 3-18 |
| | Chattanooga* | L | 57-82 | 3-19 |
| 1994-95 | Nashville | L | 70-72 | 3-20 |
| | Knoxville, Tenn. | L | 55-75 | 3-21 |
| | Chattanooga* | W | 67-61 | 4-21 |
| 1995-96 | Knoxville, Tenn. | L | 82-85 | 4-22 |
| | Nashville | L | 71-79 | 4-23 |
| 1996-97 | Nashville | L-ot | 79-92 | 4-24 |
| | Knoxville, Tenn. | L | 59-64 | 4-25 |
| 1997-98 | Knoxville, Tenn. | L | 54-86 | 4-26 |
| | Nashville | L | 60-91 | 4-27 |
| | Columbus, Ga. * | L | 45-106 | 4-28 |
| 1998-99 | Nashville | L | 60-66 | 4-29 |
| | Knoxville, Tenn. | L | 53-89 | 4-30 |
| 1999-00 | Knoxville, Tenn. | L | 52-78 | 4-31 |
| | Nashville | L | 57-59 | 4-32 |
| | Chattanooga * | L | 53-61 | 4-33 |
| 2000-01 | Nashville | L | 64-70 | 4-34 |
| | Knoxville, Tenn. | L | 66-70 | 4-35 |
| | Memphis * | W | 77-74 | 5-35 |
| 2001-02 | Nashville | W | 76-59 | 6-35 |
| | Knoxville, Tenn. | L | 68-75 | 6-36 |
| | Ames, Iowa^ | L | 63-68 | 6-37 |
| 2002-03 | Nashville | L | 67-81 | 6-38 |
| | Knoxville, Tenn. | L | 71-91 | 6-39 |
| 2003-04 | Knoxville, Tenn. | L | 54-79 | 6-40 |
| | Nashville | L | 88-94 | 6-41 |
| 2004-05 | Nashville | L | 65-79 | 6-42 |
| | Knoxville, Tenn. | L | 63-72 | 6-43 |
| | Greenville, S.C.* | L | 73-76 | 6-44 |
| 2005-06 | Nashville | L | 68-80 | 6-45 |
| | Knoxville, Tenn. | L | 67-70 | 6-46 |
| 2006-07 | Nashville | L | 57-67 | 6-47 |
| | Knoxville, Tenn. | L | 53-73 | 6-48 |
| 2007-08 | Knoxville, Tenn. | L | 63-79 | 6-49 |
| | Nashville | L | 68-81 | 6-50 |
| | Nashville* | L | 48-63 | 6-51 |
| 2008-09 | Nashville | W | 74-58 | 7-51 |
| | Knoxville, Tenn. | L | 66-75 | 7-52 |
| 2009-10 | Knoxville, Tenn. | L | 57-64 | 7-53 |
| | Nashville | L | 60-69 | 7-54 |
| | Duluth, Ga.* | L | 49-68 | 7-55 |
| 2010-11 | Knoxville, Tenn. | L | 56-68 | 7-56 |
| | Nashville | L | 57-65 | 7-57 |
| 2011-12 | Knoxville, Tenn. | L | 64-87 | 7-58 |
| | Nashville | W | 93-79 | 8-58 |
| | Nashville* | L | 57-68 | 8-59 |
| 2012-13 | Nashville | L | 75-83 | 8-60 |
| | Knoxville, Tenn. | L | 64-83 | 8-61 |
| 2013-14 | Nashville | W | 74-63 | 9-61 |
| | Knoxville, Tenn. | L | 53-81 | 9-62 |
| 2014-15 | Nashville | L | 49-57 | 9-63 |
| | Knoxville, Tenn. | L | 49-79 | 9-64 |
| 2015-16 | Knoxville, Tenn. | L | 49-58 | 9-65 |
| | Nashville | L | 51-69 | 9-66 |
| 2016-17 | Nashville | L | 57-70 | 9-67 |
| | Knoxville, Tenn. | L | 63-91 | 9-68 |
| 2017-18 | Knoxville, Tenn. | L | 73-86 | 9-69 |
| | Nashville | L | 64-74 | 9-70 |

* SEC Tournament
^ NCAA Midwest Regional Final

**Tennessee-Martin (12-1)**
**H: 7-0, A: 5-1, N: 0-0**

| Date | Site | W/L | Score | Series |
|---|---|---|---|---|
| 1979-80 | Nashville | W | 74-55 | 1-0 |
| 1980-81 | Martin, Tenn. | L | 68-71 | 1-1 |
| 1981-82 | Nashville | W | 88-64 | 2-1 |
| 1982-83 | Martin, Tenn. | W | 76-66 | 3-1 |
| | Nashville | W | 86-79 | 4-1 |
| 1983-84 | Nashville | W | 95-63 | 5-1 |
| | Martin, Tenn. | W | 84-62 | 6-1 |
| 2002-03 | Martin, Tenn. | W | 101-77 | 7-1 |
| 2008-09 | Nashville | W | 86-29 | 8-1 |
| 2010-11 | Nashville | W | 72-60 | 9-1 |
| 2011-12 | Martin, Tenn. | W | 99-84 | 10-1 |
| 2015-16 | Nashville | W | 64-61 | 11-1 |
| 2016-17 | Martin, Tenn. | W | 79-77 | 12-1 |

**Tennessee State (14-2)**
**H: 9-0, A: 4-2, N: 1-0**

| Date | Site | W/L | Score | Series |
|---|---|---|---|---|
| 1977-78 | Vanderbilt | W | 73-60 | 1-0 |
| | TSU | L | 71-73 | 1-1 |
| 1979-80 | TSU | L | 56-58 | 1-2 |
| | Vanderbilt | W | 75-70 | 2-2 |
| 1981-82 | Chattanooga ! | W | 80-71 | 3-2 |
| 1984-85 | Vanderbilt | W | 91-47 | 4-2 |
| 1985-86 | TSU | W | 89-86 | 5-2 |
| 1986-87 | Vanderbilt | W | 96-37 | 6-2 |
| 1987-88 | TSU | W | 82-45 | 7-2 |
| 1988-89 | Vanderbilt | W | 92-33 | 8-2 |
| 1989-90 | TSU | W | 87-70 | 9-2 |
| 1990-91 | Vanderbilt | W | 98-63 | 10-2 |
| 1991-92 | TSU | W | 79-42 | 11-2 |
| 1994-95 | Vanderbllt # | W | 84-40 | 12-2 |
| 2008-09 | Vanderbilt | W | 98-82 | 13-2 |
| 2009-10 | Vanderbilt | W | 84-47 | 14-2 |

! UTC Tournament
# First American/MCI Classic (Memorial Gym)

**Tennessee Tech (8-10)**
**H: 7-2, A: 1-6, N: 0-2**

| Date | Site | W/L | Score | Series |
|---|---|---|---|---|
| 1978-79 | Nashville | L | 68-73 | 0-1 |
| | Cookeville, Tenn. | L | 65-81 | 0-2 |
| | Knoxville, Tenn. + | L | 49-70 | 0-3 |
| 1979-80 | Cookeville, Tenn. | L | 67-85 | 0-4 |
| 1980-81 | Nashville | L | 69-77 | 0-5 |
| | Memphis, Tenn. + | L | 77-92 | 0-6 |
| 1982-83 | Cookeville, Tenn. | L | 73-82 | 0-7 |
| 1983-84 | Nashville | W | 111-80 | 1-7 |
| 1984-85 | Cookeville, Tenn. | L | 74-79 | 1-8 |
| 1985-86 | Nashville | W | 82-72 | 2-8 |
| 1986-87 | Cookeville, Tenn. | L | 79-81 | 2-9 |
| 1987-88 | Nashville | W | 72-59 | 3-9 |
| 1988-89 | Cookeville, Tenn. | W | 79-64 | 4-9 |
| 1989-90 | Nashville | W | 62-50 | 5-9 |
| 1990-91 | Cookeville, Tenn. | L | 66-73 | 5-10 |
| 1991-92 | Nashville | W | 87-59 | 6-10 |
| 2012-13 | Nashville | W | 77-50 | 7-10 |
| 2016-17 | Nashville | W | 89-57 | 8-10 |

+ AIAW Tournament

**Texas (4-1)**
**H: 2-0, A: 2-1, N: 0-0**

| Date | Site | W/L | Score | Series |
|---|---|---|---|---|
| 1984-85 | Austin, Texas # | L | 71-95 | 0-1 |
| 1992-93 | Austin, Texas | W | 78-73 | 1-1 |
| 1993-94 | Nashville | W | 93-71 | 2-1 |
| 1995-96 | Austin, Texas | W | 61-57 | 3-1 |
| 1996-97 | Nashville ! | W | 67-65 | 4-1 |

# Texas Classic
! MCI/First American Classic

**Texas A&M (4-5)**
**H: 3-2, A: 1-3, N: 0-0**

| Date | Site | W/L | Score | Series |
|---|---|---|---|---|
| 1995-96 | Nashville | W | 97-78 | 1-0 |
| 1997-98 | College Station, Texas | W | 78-59 | 2-0 |
| 2012-13 | College Station, Texas | L | 52-60 | 2-1 |
| | Nashville | W | 61-51 | 3-1 |
| 2013-14 | Nashville | W | 71-69 | 4-1 |
| 2014-15 | College Station, Texas | L | 61-75 | 4-2 |
| 2015-16 | Nashville | L | 63-75 | 4-3 |
| 2016-17 | College Station, Texas | L | 72-77 | 4-4 |
| 2017-18 | Nashville | L | 67-91 | 4-5 |

**Texas A&M-Corpus Christi (3-0)**
**H: 2-0, A: 1-0, N: 0-0**

| Date | Site | W/L | Score | Series |
|---|---|---|---|---|
| 2005-06 | Corpus Christi, Texas | W | 65-51 | 1-0 |
| 2006-07 | Nashville | W | 102-75 | 2-0 |
| 2008-09 | Nashville | W | 85-51 | 3-0 |

**Texas-Arlington (1-0)**
**H: 1-0, A: 0-0, N: 0-0**

| Date | Site | W/L | Score | Series |
|---|---|---|---|---|
| 1991-92 | Nashville | W | 104-62 | 1-0 |

**TCU (0-1)**
**H: 0-0, A: 0-1, N: 0-0**

| Date | Site | W/L | Score | Series |
|---|---|---|---|---|
| 2002-03 | Fort Worth, Texas | L | 53-70 | 0-1 |

**Texas Southern (1-0)**
**H: 1-0, A: 0-0, N: 0-0**

| Date | Site | W/L | Score | Series |
|---|---|---|---|---|
| 1993-94 | Nashville | W | 103-44 | 1-0 |

**Texas Tech (0-5)**
**H: 0-1, A: 0-2, N: 0-2**

| Date | Site | W/L | Score | Series |
|---|---|---|---|---|
| 1985-86 | Nashville | L | 69-74 | 0-1 |
| 1992-93 | Atlanta, Ga. ^ | L | 46-60 | 0-2 |
| 1993-94 | Jackson, Tenn. # | L | 67-74 | 0-3 |
| 1994-95 | Lubbock, Texas + | L-ot | 81-86 | 0-4 |
| 2001-02 | Lubbock, Texas | L | 71-81 | 0-5 |

^ NCAA Tournament Final Four
# State Farm Hall of Fame Classic
+ Preseason WNIT

# SERIES RESULTS

**Toledo (1-0)**
**H: 1-0, A: 0-0, N: 0-0**

| Date | Site | W/L | Score | Series |
|---|---|---|---|---|
| 1999-00 | Nashville | W | 63-44 | 1-0 |

**Towson (2-0)**
**H: 1-0, A: 1-0, N: 0-0**

| Date | Site | W/L | Score | Series |
|---|---|---|---|---|
| 1994-95 | Nashville | W | 105-46 | 1-0 |
| 1996-97 | Towson, Md. | W | 77-45 | 2-0 |

**Transylvania (1-0)**
**H: 1-0, A: 0-0, N: 0-0**

| Date | Site | W/L | Score | Series |
|---|---|---|---|---|
| 1989-90 | Nashville | W | 87-45 | 1-0 |

**Troy (3-0)**
**H: 2-0, A: 1-0, N: 0-0**

| Date | Site | W/L | Score | Series |
|---|---|---|---|---|
| 1985-86 | Troy, Ala. | W | 82-51 | 1-0 |
| 2004-05 | Nashville | W | 78-50 | 2-0 |
| 2015-16 | Nashville | W | 97-43 | 3-0 |

**Tulane (1-1)**
**H: 1-0, A: 0-0, N: 0-0**

| Date | Site | W/L | Score | Series |
|---|---|---|---|---|
| 2016-17 | Nashville | W | 74-63 | 1-0 |
| 2017-18 | New Orleans | L | 59-71 | 1-1 |

**UCLA (2-0)**
**H: 0-0, A: 0-0, N: 2-0**

| Date | Site | W/L | Score | Series |
|---|---|---|---|---|
| 1984-85 | Austin, Texas ^ | W | 66-62 | 1-0 |
| 1995-96 | Boston, Mass. # | W | 70-64 | 2-0 |

^ University of Texas Classic
# Reebok Challenge

**Union (2-0)**
**H: 2-0, A: 0-0, N: 0-0**

| Date | Site | W/L | Score | Series |
|---|---|---|---|---|
| 1981-82 | Nashville | W | 89-74 | 1-0 |
| 1982-83 | Nashville | W | 90-73 | 2-0 |

**Utah (2-1)**
**H: 1-0, A: 0-1, N: 1-0**

| Date | Site | W/L | Score | Series |
|---|---|---|---|---|
| 1983-84 | Amarillo, Texas ! | W | 84-58 | 1-0 |
| 1986-87 | Nashville | W | 65-64 | 2-0 |
| 1990-91 | Salt Lake City, Utah # | L | 78-86 | 2-1 |

! WNIT # Lady Ute Classic

**Vermont (3-0)**
**H: 1-0, A: 2-0, N: 0-0**

| Date | Site | W/L | Score | Series |
|---|---|---|---|---|
| 2000-01 | Nashville | W | 84-66 | 1-0 |
| 2001-02 | Burlington, Vt. | W | 75-54 | 2-0 |
| 2003-04 | Burlington, Vt. # | W | 65-54 | 3-0 |

# Banknorth Classic

**Villanova (1-0)**
**H: 1-0, A: 0-0, N: 0-0**

| Date | Site | W/L | Score | Series |
|---|---|---|---|---|
| 1997-98 | Nashville # | W | 74-42 | 1-0 |

#MCI/First American Classic (Memorial Gym)

**Virginia (2-4)**
**H: 1-0, A: 0-2, N: 1-2**

| Date | Site | W/L | Score | Series |
|---|---|---|---|---|
| 1989-90 | Honolulu, Hawaii # | L | 74-76 | 0-1 |
| 1991-92 | Charlottesville, Va. ^ | L | 58-70 | 0-2 |
| 1992-93 | Hilton Head, S.C. + | W | 66-62 | 1-2 |
| 1995-96 | Nashville | W | 72-65 | 2-2 |
| 1996-97 | Charlottesville, Va. | L | 49-65 | 2-3 |
| 2012-13 | Guaynabo, Puerto Rico $ | L | 66-73 | 2-4 |

# Rainbow Wahine Classic
^ NCAA Tournament Regional Finals
+ Hilton Head Shootout
$ San Juan Shootout

**Virginia Commonwealth (1-0)**
**H: 0-0, A: 0-0, N: 1-0**

| Date | Site | W/L | Score | Series |
|---|---|---|---|---|
| 1989-90 | Huntington, W. Va. # | W | 75-73 | 1-0 |

# Marshall Classic, Marshall-host

**Virginia Tech (2-1)**
**H: 1-0, A: 0-1, N: 1-0**

| Date | Site | W/L | Score | Series |
|---|---|---|---|---|
| 1991-92 | Boulder, Colo. # | W | 78-63 | 1-0 |
| 2008-09 | Nashville | W | 72-43 | 2-0 |
| 2010-11 | Blacksburg, Va. % | L | 68-74 | 2-1 |

# Coors Classic (Colorado) % Hilton Garden Classic

**Volunteer State (4-0)**
**H: 2-0, A: 2-0, N: 0-0**

| Date | Site | W/L | Score | Series |
|---|---|---|---|---|
| 1977-78 | Gallatin, Tenn. | W | 84-74 | 1-0 |
| | Nashville | W | 94-69 | 2-0 |
| 1978-79 | Gallatin, Tenn. | W | 60-58 | 3-0 |
| | Nashville | W | 65-63 | 4-0 |

**Wagner (1-0)**
**H: 1-0, A: 0-0, N: 0-0**

| Date | Site | W/L | Score | Series |
|---|---|---|---|---|
| 2001-02 | Nashville | W | 75-40 | 1-0 |

**Washington (1-1)**
**H: 0-0, A: 0-1, N: 1-0**

| Date | Site | W/L | Score | Series |
|---|---|---|---|---|
| 1996-97 | Lawrence, Kan. ^ | W | 74-62 | 1-0 |
| 1997-98 | Seattle, Wash. | L | 71-82 | 1-1 |

^ NCAA Tournament First Round

**Weber State (1-0)**
**H: 1-0, A: 0-0, N: 0-0**

| Date | Site | W/L | Score | Series |
|---|---|---|---|---|
| 2003-04 | Nashville | W | 73-47 | 1-0 |

**Western Carolina (2-0)**
**H: 1-0, A: 0-0, N: 1-0**

| Date | Site | W/L | Score | Series |
|---|---|---|---|---|
| 2008-09 | Albuquerque, N.M. ^ | W | 73-44 | 1-0 |
| 2011-12 | Nashville | W | 81-36 | 2-0 |

^ NCAA First Round

**Western Illinois (1-0)**
**H: 1-0, A: 0-0, N: 0-0**

| Date | Site | W/L | Score | Series |
|---|---|---|---|---|
| 2011-12 | Nashville | W | 95-51 | 1-0 |

**Western Kentucky (22-12)**
**H: 13-3, A: 6-9, N: 3-0**

| Date | Site | W/L | Score | Series |
|---|---|---|---|---|
| 1977-78 | Nashville | W | 63-62 | 1-0 |
| | Bowling Green, Ky. | L | 76-86 | 1-1 |
| 1978-79 | Bowling Green, Ky. | L | 52-62 | 1-2 |
| 1979-80 | Martin, Tenn. # | W | 71-57 | 2-2 |
| | Nashville | W | 57-49 | 3-2 |
| 1980-81 | Bowling Green, Ky. | L | 47-87 | 3-3 |
| 1981-82 | Nashville | W | 101-91 | 4-3 |
| 1982-83 | Nashville | L | 79-80 | 4-4 |
| | Bowling Green, Ky. | L | 60-78 | 4-5 |
| 1983-84 | Nashville | W | 76-68 | 5-5 |
| | Amarillo, Texas + | W | 79-68 | 6-5 |
| 1984-85 | Bowling Green, Ky. | L | 68-85 | 6-6 |
| 1986-87 | Nashville | W | 81-66 | 7-6 |
| | Honolulu, Hawaii % | W | 78-75 | 8-6 |
| 1987-88 | Bowling Green, Ky. | L | 64-89 | 8-7 |
| 1988-89 | Nashville | W | 100-89 | 9-7 |
| 1989-90 | Bowling Green, Ky. | L | 73-75 | 9-8 |
| 1990-91 | Nashville | L | 78-80 | 9-9 |
| 1991-92 | Bowling Green, Ky. | L | 63-71 | 9-10 |
| 1992-93 | Nashville | W | 62-59 | 10-10 |
| 1993-94 | Bowling Green, Ky. | W | 71-58 | 11-10 |
| 1998-99 | Nashville | Lot | 86-90 | 11-11 |
| 1999-00 | Bowling Green, Ky. | W | 73-57 | 12-11 |
| 2000-01 | Nashville | W | 89-58 | 13-11 |
| 2001-02 | Bowling Green, Ky. | W | 102-83 | 14-11 |
| 2004-05 | Bowling Green, Ky. | L | 77-85 | 14-12 |
| 2005-06 | Nashville | W | 72-57 | 15-12 |
| 2006-07 | Bowling Green, Ky. | W | 86-78 | 16-12 |
| 2007-08 | Nashville | W | 75-54 | 17-12 |
| 2008-09 | Bowling Green, Ky. | W | 90-72 | 18-12 |
| 2009-10 | Nashville | Wot | 79-73 | 19-12 |
| 2010-11 | Nashville | W | 74-48 | 20-12 |
| 2012-13 | Bowling Green, Ky. | W | 77-67 | 21-12 |
| 2013-14 | Nashville | W | 85-60 | 22-12 |

# UT Martin Christmas Classic + WNIT
% Rainbow Wahine Classic (Hawaii)

**Western Michigan (1-0)**
**H: 1-0, A: 0-0, N: 0-0**

| Date | Site | W/L | Score | Series |
|---|---|---|---|---|
| 1998-99 | Nashville | W | 85-67 | 1-0 |

**West Virginia (2-0)**
**H: 1-0, A: 0-0, N: 0-0**

| Date | Site | W/L | Score | Series |
|---|---|---|---|---|
| 1987-88 | Nashville | W | 92-75 | 1-0 |
| 2007-08 | Albuquerque ^ | W | 64-46 | 2-0 |

^ NCAA Tournament Second Round

**William & Mary (1-0)**
**H: 1-0, A: 0-0, N: 0-0**

| Date | Site | W/L | Score | Series |
|---|---|---|---|---|
| 2005-06 | Nashville | W | 70-57 | 1-0 |

**Wingate (1-0)**
**H: 1-0, A: 0-0, N: 0-0**

| Date | Site | W/L | Score | Series |
|---|---|---|---|---|
| 1995-96 | Nashville # | W | 111-40 | 1-0 |

# MCI/First American Classic (Memorial Gym)

**Winthrop (1-0)**
**H: 1-0, A: 0-0, N: 0-0**

| Date | Site | W/L | Score | Series |
|---|---|---|---|---|
| 1995-96 | Nashville | W | 90-39 | 1-0 |

**Wisconsin (3-1)**
**H: 2-0, A: 1-0, N: 0-1**

| Date | Site | W/L | Score | Series |
|---|---|---|---|---|
| 1995-96 | Nashville ^ | W | 96-82 | 1-0 |
| 2013-14 | Nashville | W | 81-69 | 2-0 |
| 2014-15 | Madison, Wis. | W | 67-58 | 3-0 |
| 2017-18 | Washington, D.C. | L | 71-73 (OT) | 3-1 |

^ NCAA Tournament Second Round

**Wisconsin-Milwaukee (2-0)**
**H: 1-0, A: 1-0, N: 0-0**

| Date | Site | W/L | Score | Series |
|---|---|---|---|---|
| 2001-02 | Milwaukee, Wis. | W | 75-40 | 1-0 |
| 2002-03 | Nashville | W | 98-51 | 2-0 |

**Wright State (2-0)**
**H: 0-0, A: 1-0, N: 1-0**

| Date | Site | W/L | Score | Series |
|---|---|---|---|---|
| 1989-90 | Huntington, WV # | W | 88-49 | 1-0 |
| 2009-10 | Dayton, Ohio | W | 63-46 | 2-0 |

# Marshall Classic

**Xavier (2-2)**
**H: 1-0, A: 0-2, N: 1-0**

| Date | Site | W/L | Score | Series |
|---|---|---|---|---|
| 1985-86 | Providence, R.I. # | W | 100-55 | 1-0 |
| 2000-01 | Cincinnati, Ohio | L | 60-64 | 1-1 |
| 2001-02 | Nashville | W | 78-56 | 2-1 |
| 2009-10 | Cincinnati, Ohio^ | L | 62-63 | 2-2 |

# Providence Invitational (Mullaney Gymnasium at Alumni Hall)
^ NCAA Second Round (Xavier)

**Youngstown State (1-0)**
**H: 1-0, A: 0-0, N: 0-0**

| Date | Site | W/L | Score | Series |
|---|---|---|---|---|
| 2002-03 | Nashville # | W | 91-60 | 1-0 |

# First Tennessee Classic (Memorial Gym)

VANDERBILT
YEAR 3 OF THE
STEPHANIE
WHITE ERA

| | | |
|---|---|---|
| OCT. | 28 | INDIANAPOLIS (EXHIBITION) |
| NOV. | 6 | NORTH ALABAMA |
| NOV. | 9 | MIDDLE TENNESSEE |
| NOV. | 12 | AUSTIN PEAY |
| NOV. | 15 | NC STATE |
| NOV. | 17 | UCONN |
| NOV. | 21 | TENNESSEE STATE |
| NOV. | 25 | PRESBYTERIAN |
| DEC. | 2 | KANSAS STATE |
| DEC. | 6 | BALL STATE |
| DEC. | 15 | CENTRAL MICHIGAN |
| DEC. | 20 | MIAMI |
| DEC. | 21 | CREIGHTON |
| DEC. | 28 | SAMFORD |
| JAN. | 3 | KENTUCKY |
| JAN. | 6 | GEORGIA |
| JAN. | 10 | TEXAS A&M |
| JAN. | 13 | ARKANSAS |
| JAN. | 17 | AUBURN |
| JAN. | 24 | OLE MISS |
| JAN. | 28 | SOUTH CAROLINA |
| JAN. | 31 | TEXAS A&M |
| FEB. | 3 | TENNESSEE |
| FEB. | 10 | MISSOURI |
| FEB. | 14 | OLE MISS |
| FEB. | 17 | LSU |
| FEB. | 21 | ALABAMA |
| FEB. | 24 | MISSISSIPPI STATE |
| FEB. | 28 | TENNESSEE |
| MAR. | 3 | FLORIDA |
| MAR. | 6-10 | SEC TOURNAMENT |
| MAR. 22-APR. 7 | | NCAA TOURNAMENT |

STARS RISING