



RECORD: 0-0, 0-0 (Big West)

2019 REGULAR SEASON

DAY	DATE	OPPONENT	LOCATION	TIME/SCORE (PT)
Sat.	Jan. 26	Alumni *	Fullerton, Calif.	1:00 pm
Fri.	Feb. 15	#19 TCU*	Talking Stick, Ariz.	12:00 pm
Sat.	Feb. 16	#1 Vanderbilt*	Talking Stick, Ariz.	12:00 pm
Sun.	Feb. 17	Virginia*	Talking Stick, Ariz.	2:00 pm
Mon.	Feb. 18	Washington	Fullerton, Calif.	2:00 pm
Fri.	Feb. 22	Missouri St.+	San Diego, Calif.	1:00 pm
Sat.	Feb. 23	Fresno St.+	San Diego, Calif.	1:00 pm
Sun.	Feb. 24	Oklahoma+	San Diego, Calif.	10:00 am
Fri.	March 1	Stanford	Fullerton, Calif.	7:00 pm
Sat.	March 2	Stanford	Fullerton, Calif.	6:00 pm
Sun.	March 3	Stanford	Fullerton, Calif.	1:00 pm
Tues.	March 5	Arizona St.	Fullerton, Calif.	6:00 pm
Wed.	March 6	Arizona St.	Fullerton, Calif.	6:00 pm
Fri.	March 8	at New Mexico	Albuquerque, N.M.	6:00 pm
Sat.	March 9	at New Mexico	Albuquerque, N.M.	2:00 pm
Sun.	March 10	at New Mexico	Albuquerque, N.M.	12:00 pm
Tues.	March 12	USC	Fullerton, Calif.	6:00 pm
Fri.	March 15	James Madison	Fullerton, Calif.	7:00 pm
Sat.	March 16	James Madison	Fullerton, Calif.	6:00 pm
Sun.	March 17	James Madison	Fullerton, Calif.	1:00 pm
Fri.	March 22	at Long Beach State	Long Beach, Calif.	6:00 pm
Sat.	March 23	at Long Beach State	Long Beach, Calif.	6:00 pm
Sun.	March 24	at Long Beach State	Long Beach, Calif.	1:00 pm
Tues.	March 26	Pepperdine	Fullerton, Calif.	6:00 pm
Fri.	March 29	UC Santa Barbara*	Fullerton, Calif.	7:00 pm
Sat.	March 30	UC Santa Barbara*	Fullerton, Calif.	6:00 pm
Sun.	March 31	UC Santa Barbara*	Fullerton, Calif.	1:00 pm
Fri.	April 5	at Cal Poly*	San Luis Obispo, Calif.	6:00 pm
Sat.	April 6	at Cal Poly*	San Luis Obispo, Calif.	4:00 pm
Sun.	April 7	at Cal Poly*	San Luis Obispo, Calif.	1:00 pm
Tues.	April 9	at USC	Los Angeles, Calif.	6:00 pm
Fri.	April 12	San Diego State	San Diego, Calif.	7:00 pm
Sat.	April 13	San Diego State	San Diego, Calif.	6:00 pm
Sun.	April 14	San Diego State	San Diego, Calif.	1:00 pm
Thurs.	April 18	Hawaii*	Honolulu, O'ahu	9:35 pm
Fri.	April 19	Hawaii*	Honolulu, O'ahu	9:35 pm
Sat.	April 20	Hawaii*	Honolulu, O'ahu	9:35 pm
Tues.	April 23	UCLA	Fullerton, Calif.	6:00 pm
Fri.	April 26	UC Irvine*	Fullerton, Calif.	7:00 pm
Fri.	April 27	UC Irvine*	Fullerton, Calif.	6:00 pm
Sat.	April 28	UC Irvine*	Fullerton, Calif.	1:00 pm
Tues.	April 30	at UC Irvine*	Irvine, Calif.	6:00 pm
Fri.	May 3	UC Davis*	Fullerton, Calif.	7:00 pm
Sat.	May 4	UC Davis*	Fullerton, Calif.	2:00 pm
Sun.	May 5	UC Davis*	Fullerton, Calif.	1:00 pm
Fri.	May 10	at UC Riverside*	Riverside, Calif.	6:00 pm
Sat.	May 11	at UC Riverside*	Riverside, Calif.	6:00 pm
Sun.	May 12	at UC Riverside*	Riverside, Calif.	1:00 pm
Fri.	May 17	Long Beach State	Fullerton, Calif.	8:00 pm
Sat.	May 18	Long Beach State	Fullerton, Calif.	1:00 pm
Sun.	May 19	Long Beach State	Fullerton, Calif.	1:00 pm
Thurs.	May 23	at CSUN	Northridge, Calif.	3:00 pm
Fri.	May 24	at CSUN	Northridge, Calif.	1:00 pm
Sat.	May 25	at CSUN	Northridge, Calif.	1:00 pm

* MLB Collegiate Tournament

+ Tony Gwynn Classic

* Big West Conference contest.

(ESPN#) - Game will be televised by ESPN family of networks.

(P12) - Game will be televised on Pac-12 Networks

% Exhibition at Goodwin Field

- D1 Baseball Top-25 Ranking at time of game

Dates and times are subject to change. Home games in BOLD.

2019 CAL STATE FULLERTON BASEBALL

GAME NOTES

Baseball Contact: Bryant Freese / Email: bfreese@fullerton.edu

Office Phone: (657) 278-7083 / Cell Phone: (714) 743-0400

MLB4 Collegiate Tournament, Feb. 15-17th, 2019

TOURNAMENT SCHEDULE

Date Opponent (Venue) Pacific Time How to Follow the Titans

Friday, Feb. 15 (Game 1) TCU vs. Cal State Fullerton (Salt River Fields) 12 pm PT

Friday, Feb. 15 (Game 2) Vanderbilt vs. Virginia (Salt River Fields) 4 pm PT (MLB Network)

Saturday, Feb. 16 (Game 3) Cal State Fullerton vs. Vanderbilt (Salt River Fields) 12 pm PT

Saturday, Feb. 16 (Game 4) Virginia vs. TCU (Salt River Fields) 4 pm PT

Sunday, Feb. 17 (Game 5) Vanderbilt vs. TCU (Salt River Fields) 10 pm PT

Sunday, Feb. 17 (Game 6) Cal State Fullerton vs. Virginia (Salt River Fields) 2 pm PT



Cal State Fullerton

Big West Conference

2018 OVERALL: 36-25 • CONFERENCE: 18-7



TCU

BIG 12 CONFERENCE

2018 OVERALL: 33-23 • CONFERENCE: 10-13



Vanderbilt

SEC

2018 OVERALL: 35-27 • CONFERENCE: 16-14



Virginia

ACC

2018 OVERALL: 29-25 • CONFERENCE: 12-18

IN THE POLLS

	CSF	TCU	VU	UV
D1 Baseball	25	19	1	NR
Baseball America	NR	NR	1	NR
Collegiate Baseball	18	19	2	NR
USA TODAY COACHES	24	17	2	NR
NCBWA	24	21	1	NR

PLAY BALL!

Cal State Fullerton opens up the 2019 season looking to get back to the NCAA postseason for the 28th consecutive season. The Titans open the season in Talking Stick, Ariz. to play in the inaugural MLB4 Tournament. Vanderbilt, Virginia and Texas Christian are the three other teams competing in the tournament.

CATCH ALL THE ACTION

Fans can follow the action through the audio stream by listening to Mike Martinez, watching live on ESPN on Thursday and Fox Sports West on Saturday or follow along with live stats. Links to all three are available on FullertonTitans.com.

GET SOCIAL

Follow @FullertonBSB on Twitter for daily updates during the 2019 season. Fullerton baseball is also on Instagram, so make sure to follow the 2019 team all season @fullertonbsb.

2019 TITAN BASEBALL

NATIONAL POLL TRACKER

WEEK	BA	CB	USA	NCBWA	D1
PRESEASON	NR	18	24	24	18
Week 1					
Week 2					
Week 3					
Week 4					
Week 5					
Week 6					
Week 7					
Week 8					
Week 9					
Week 10					
Week 11					
Week 12					
Week 13					
Week 14					
Week 15					
FINAL					

BA = Baseball America, CB = Collegiate Baseball, USA = USA Today, NCBWA = NCBWA, D1 = D1Baseball.com
PG= Perfect Game



2018 BIG WEST STANDINGS

	Big West Games					All Games			
TEAM	W	L	T	Pct.	GB	W	L	T	Pct.
CSF^A	18	7	0	.750	--	36	25	0	.590
CP	15	9	0	.625	3.0	30	27	0	.526
UCI	13	11	0	.542	5.0	32	24	0	.571
CSUN	13	11	0	.542	5.0	28	30	0	.483
LBSU	12	12	0	.500	6.0	27	30	0	.474
UH	11	13	0	.458	7.0	27	24	0	.529
UCSB	10	14	0	.417	8.0	27	28	1	.491
UCD	9	15	0	.375	9.0	18	35	0	.340
UCR	7	17	0	.292	11.0	19	33	0	.365

UCR = UC Riverside, LBSU = Long Beach State, UCI = UC Irvine, CP = Cal Poly,
CSF = Cal State Fullerton, UCSB = UC Santa Barbara, CSUN = Cal State Northridge, UCD = UC Davis
* Big West Champions, ^ Automatic bid to NCAA Postseason #Postseason Berth

**BIG WEST CONFERENCE
PLAYER/PITCHER OF THE WEEK**

[illegible]

CAL STATE FULLERTON GAME NOTES

RECAPPING 2018

It was about as improbable of a season as the Titans have ever had. From an underwhelming 1-7 start to the season that left a young Fullerton squad searching for answers to hosting its 10th Super Regional in program history and nearly clinching another trip to Omaha.

Fullerton made its 39th NCAA appearances in its 44 years at the Div. I level with the exceptions coming in 1985, 1986, 1989 and 1991. Fullerton's 27th CONSECUTIVE postseason appearance keeps them in 2nd place in the nation behind Florida State (41) for the longest active consecutive streak.

2018 BIG WEST ACCOLADES

Head coach Rick Vanderhook was named Big West Coach of the Year, while Colton Eastman was named the conference's Pitcher of the Year on Wednesday. Blake Workman, Hank LoForte and Eastman were placed on the league's first team. Jacob Pavletich, Tommy Wilson and Ruben Cardenas were placed on the second team, while Mitchell Berryhill and Daniel Cope earned honorable mention nods.

DEFEND THE CROWN

After starting the regular season just 1-7, Fullerton claimed its 30th conference championships in program history and qualified for the postseason for the 40th time overall, while it participated in its 27th consecutive NCAA Tournaments after clinching the Big West Conference title with an 11-4 win over CSUN on May 20. For Titan manager Rick Vanderhook, he's led Fullerton to the conference crown in five of his seven seasons as head coach. Overall the Titans have captured 13 of the 19 Big West Conference titles in the 2000s.

To say the Titans were dominant in league play during the 2018 season is an understatement, as Fullerton has captured series victories in each of its last eight league series to end the year. The only series it didn't win, was a 2-1 series loss to UC Santa Barbara to begin the conference slate.

DYNAMIC DOUBLE-PLAY DUO

The Titans return two of the top middle infielders in the country in junior shortstop Sahid Valenzuela and senior second baseman Hank LoForte. Valenzuela tallied a .956 fielding percentage while LoForte finished the season with a .968 percentage.

HAMMERING HANK

Hank LoForte had a spectacular junior campaign. He ended the season boasting a team-best 45-game on-base streak while collecting at least one hit in 33 of his last 34 games in addition to his current 22-game hit streak. LoForte looks to keep his on-base streaking going during the 2019 season. The Elk Grove, California native finished the season batting .339 with a .397 on-base percentage and a .445 slugging percentage while recording 35 RBI.

COFFIN CORNERS

Along with LoForte and Valenzuela returning up the middle the Titans also return both players on the corners in third baseman Brett Borgogno and first baseman Jake Pavletich. Last year as a freshman, Borgogno played in 56 of 61 games and stepped up high pressure situations when Fullerton needed him most, hitting .444 in the Stanford Regional. Pavletich returns as a fifth-year veteran after hitting .282 a season ago while committing only five errors all year.

CATCHING COPE

Daniel Cope returns for his junior season after starting 57 of 61 games last year as the Titans primary catcher while hitting .280 with five home runs and also led the team with 44 RBI.

Daniel Cope was named Big West Field Player of the Week back on March 12th, 2018 for the first time in his career after he batted .400 in three games against No. 2 Oregon State, including blasting a home run scoring two runs and recording an RBI, all while helping to hand the previously undefeated Beavers their first defeat of the season. It snapped what was the longest home win streak in college baseball.

The catcher blasted a home run and a double to help hand the Beavers a 5-3 defeat in the opening game of the series. Cope opened the scoring in the second inning with a solo shot to left field to put the Titans up 1-0. The jack was his third homer over the last four games. The homer was also the first one hit off of OSU's Luke Heimlich since May 14th, 2016. The Oregon State All-American had gone 21 starts without surrendering a home run. Cope collected two hits and scored a run in the second game of the series, while walking a career-high three times in the series finale on Sunday.

Against The Opponents

CSF vs.TCU • ALL-TIME SERIES

First Year Played/Last Year Played	1987/2013
Overall Record	15-7
Current Streak	Won 4
NCAA College World Series Record	0-0
Overall NCAA Postseason Record	1-0
Home Record	7-5
Road Record	7-2
Neutral Record	1-0
Longest Winning Streak	5 (3/12/87 to 2/22/08)
Most Runs Scored	11 runs (2/26/08)
Most Runs Scored by Opponent	11 runs (2/22/09)
Largest Margin of Victory	7 runs (2/24/13)
Largest Margin of Defeat	7 runs (2/28/10)

CSF vs. VANDERBILT • ALL-TIME SERIES

First Year Played/Last Year Played	2015/2015
Overall Record	0-1
Current Streak	Lost 1
NCAA Regional Record	0-0
NCAA Super Regional Record	0-0
NCAA College World Series Record	0-1
Overall NCAA Postseason Record	0-1
Home Record	0-0
Road Record	0-0
Neutral Record	0-1
Longest Winning Streak	N/A
Longest Losing Streak	1 (6/14/15)
Most Runs Scored	3 runs (6/14/15)
Most Runs Scored by Opponent	4 runs (6/14/15)
Largest Margin of Victory	N/A
Largest Margin of Defeat	1 runs (6/14/15)

CSF vs.VIRGINIA • ALL-TIME SERIES

First Year Played/Last Year Played	2008/2009
Overall Record	1-1
Current Streak	Lost 1
NCAA College World Series Record	0-1
NCAA Regional Record	1-0
Overall NCAA Postseason Record	1-1
Home Record	1-0
Road Record	0-0
Neutral Record	1-1
Longest Winning Streak	N/A
Longest Losing Streak	N/A
Most Runs Scored	5 (6/14/09)
Most Runs Scored by Opponent	7 (6/14/09)
Largest Margin of Victory	3 (6/01/08)
Largest Margin of Defeat	2 (6/14/09)

THE BIG WEST IS OURS

They say it's all about getting hot at the right time and the Titans certainly lived up to that statement in 2018. Over the Titans' last 21 Big West contests to end the regular season they finished 17-4, including three series sweeps. Here's a look at some of the numbers Fullerton put up during that span. The Titans clinched the Big West with still a week left to play in the regular season.

Category	Season	Last 21 Big West Games
Batting avg.	.271	.303
Slugging %	.352	.398
On-base %	.346	.363
ERA	3.50	2.85
Opponent BA	.257	.245

NUMBERS NEVER LIE

The Titans have certainly dominated the Big West Conference for decades now. Since 1988 the Titans have a .729 winning percentage in conference play. The next closest team is Long Beach State which has .649 winning percentage over the same time span. UC Irvine checks in at No. 3 with a .538 winning percentage with Cal Poly just behind them at .534 and UC Santa Barbara in fifth at .467.

TITANS ADD TOP RANKED RECRUITING CLASS

Fullerton always has a strong recruiting class but this may be the best in recent years as Baseball America has ranked it No. 16 in the country while D1 Baseball ranks it the No. 13th recruiting class in the country. There are 12 freshmen and six JC transfers in this year's class, three of which were drafted by the bigs last June but decided to continue the Titan legacy instead.

Kameron Guangorena highlights the Titan's 13th ranked recruiting class for 2019. The catcher from St. John Bosco High School is ranked as the 32nd overall recruit by D1 Baseball, after turning down the Toronto Blue Jays in the 36th round of last year's MLB Draft to join Cal State Fullerton. Guangorena went 2-for-2 with three walks and a RBI in his first appearance as a Titan against the Alumni on January 26th.

Jason Brandow is another highly touted recruit the Titans added in the off-season. Brandow looks to be an everyday player in right field. The freshman was drafted out of Vintage High School in the 22nd round by the Pittsburgh Pirates but decided to become a Titan and play college baseball.

CSF POSTSEASON IN THE SUPER REGIONAL ERA (since 1999)

Year	National Seed	NCAA Regional	Super Regional	CWS	Final Record
1999	3	3-0 at Notre Dame	2-1 at Ohio St.	1-2	50-14
2000	-	2-2 at Fullerton	--	--	38-21
2001	1	3-1 at Fullerton	2-0 at Fullerton	2-2	48-18
2002	-	1-2 at Stanford	--	--	37-22
2003	7	3-0 at Fullerton	2-1 at Fullerton	2-2	50-16
2004	-	4-1 at Fullerton	2-0 at Fullerton	5-1	47-22
2005	6	4-1 at Fullerton	1-2 at Fullerton	--	46-18
2006	5	3-0 at Fullerton	2-0 at Fullerton	2-2	50-15
2007	-	3-0 at San Diego	2-0 at Fullerton	0-2	38-25
2008	5	4-1 at Fullerton	0-2 at Fullerton	--	41-22
2009	2	3-0 at Fullerton	2-0 at Fullerton	0-2	47-16
2010	-	4-1 at Fullerton	1-2 at UCLA	--	46-18
2011	-	1-2 at Fullerton	--	--	41-17
2012	-	1-2 at Oregon	--	--	36-21
2013	5	3-0 at Fullerton	0-2 at Fullerton	--	51-10
2014	-	2-2 at Stillwater	-	--	39-25
2015	-	3-0 at Fullerton	2-1 at Louisville	0-2	39-25
2016	-	1-2 at Starkville	--	--	36-23
2017	-	3-0 at Stanford	2-1 at Long Beach	0-2	39-24
2018	-	3-0 at Stanford	1-2 at Fullerton	--	36-25
Totals	8 times	51-17 (.750)	21-14 (.600)	12-17 (.414)	819-372 (.683)

PROBABLE STARTERS

POS	PLAYER	NOTES
C	Daniel Cope	Lead team in home runs (5) and RBI (44)
1B	Jake Pavletich	Lead team with 10 HBPs on the season
2B	Hank LoForte	Carries over 22-game hitting streak
SS	Sahid Valenzuela	Started all 61 games at shortstop last season
3B	Brett Borgogno	Hit .246 with 12 extra base hits his freshman year
LF	Jackson Lyon	Looks to be an integral part of the Titans as a freshman
CF	Mitchell Berryhill	Ranked third nationally in sacrifice bunts in 2018 (21)
RF	Jason Brandow	Drafted by the Pittsburgh Pirates out of high school, 22nd round
DH	Kameron Guangorena	Drafted by the Toronto Blue Jays out of high school, 36th round
SP	Tanner Bibee	Had a 3-5 record with a 3.86 ERA in 2018
SP	Timothy Josten	Made three starts in 13 appearances as a freshman in 2018
SP	Michael Knorr	Highly touted freshman out of Carlsbad, Calif.
RP	Dillon Brown	4.97 ERA in 29 innings during 2018
RP	Gavin Velasquez	Returns after a season-ending injury in 2018
CL	Evan Larsen	Looks to be the teams closer for the season after missing 2018

The Titans also bolstered their pitching staff by signing seven new arms. Freshmen Michael Knorr comes in looking to make an immediate impact for the Titans in the starting rotation as the Saturday or Sunday starter.

Fellow Freshman Joe Magrisi and Kyle Luckham, both two-way talents, will provide Coach Vanderhook quality innings and potentially weekend rotation spots. This class includes 12 freshmen and six junior college transfers that can make immediate impacts on the field.

FILLING THE PITCHING VOID

It's no secret that the Titans pitching staff has always been the strong suit of the program. In 2018 Fullerton had ace Colton Eastman on the mound as its Friday starter followed up by Andrew Quezada and Tommy Wilson who finished the year 7-0. All three were drafted in the MLB draft and decide to sign with their respective teams. Let's not forget about the bullpen. Brett Conine and Blake Workman were an outstanding duo coming out of the pen, they also decide to sign with their respective teams.

Even with five big time arms going in the MLB draft, the Titans do what they always do and reload the pitching staff. In 2019 sophomore Tanner Bibee will look to fill the shoes of Colton Eastman as the Friday night starter. Bibee finished the season with a 3.86 ERA and a 3-5 record including a clutch performance against Stanford in which he struck out a career-high 11 batters to clinch the regional.

Alongside Bibee is fellow sophomore Timothy Josten who the Titans will look to as either the Saturday or Sunday starter. Josten made three starts and 13 appearances last season and posted a 0-1 record with a 4.15 ERA. The numbers, however, don't tell the whole story as Josten made significant improvements over the summer and fall.

Evan Larsen returns to the rotation after two years off due to injuries. Larsen looks to be big part of the Titans rotation as an experienced redshirt freshman, whether that's out of the bullpen serving as the teams closer or in the starting rotation.

STRAPPING NEW ARMS

Michael Knorr, Joe Magrisi and Kyle Luckham headline the new group of arms that will figure into the Titans rotation. The 6-foot-6 Knorr is expected to be the Sunday starter with big shoes to fill as a first year college pitcher. Knorr was impressive in the Titans game against the Alumni where he went four innings giving up just four hits against his own teammates as he pitched for the Alumni.

Magrisi comes to Cal State Fullerton after racking up almost every high school accolade there is to earn. The freshman from Torrey Pines High School had a 54 2/3 consecutive scoreless innings streak, breaking the great David Wells' previous record. As a senior, Magrisi was named Cal Hi Sports Mr. Baseball State Player of the year along with being named Collegiate Baseball All-American.

WHO DOES WHAT?

Rick Vanderhook: A long-time veteran of the 3rd base coaching box, "Hook" calls the offense and also manages the outfielders from the dugout

Steve Rousey: Steve Rousey is in his second season on the staff and serves as the pitching coach.

Chad Baum: Coach Baum is in charge of the catchers, and helps with the hitting instruction and defensive alignments from the dugout. He coaches third base and serves as the recruiting coordinator.

Neil Walton: Entering his second season with the Titans, coach Walton is in charge of the infielders. He also serves as the first base coach

TITANS IN THE POSTSEASON

• Fullerton has qualified for its 40th NCAA postseason appearance in its 44 seasons at the Div. I level this year. The exceptions were 1985, 1986, 1989 and 1991. The current string of 27 CONSECUTIVE appearances is second longest behind Florida State (41).

• Fullerton's streak of eight consecutive Regional victories came to an end in 2011, but won its 23rd Regional title in 2018. Overall it has won 23 Regional titles – including a national best 13 on the road (two each in Fresno, Baton Rouge and Stanford and one each at USC, Austin, Starkville, Stillwater, South Bend, Tempe, San Diego). The Titans NEVER hosted a regional before 2000 but have since hosted 12 at home (10-2) – they lost the first (USC, 2000) and won eight in a row before being eliminated by Illinois in 2011. In 2015, they went 3-0 at the Fullerton Regional, defeating No. 4 seed Pepperdine twice and No. 2 seed Arizona State.

• The Titans have NEVER gone winless in Regional play, the only program with more than 38+ appearances (8 total) to do so. They have gone 0-2 only twice in a Super Regional (2008 & 2013) and seven times in Omaha (1975, 1982, 1990, 2007, 2009, 2015 and 2017).

• The Titans' all-time NCAA record is 165-89 (.646) including in Regional (106-43, .711); Super Regional (21-14, .625) play and 34-31 (.523) in Omaha. The Titans' CWS appearance in 2017 was their 18th, which is now tied with LSU for seventh most. Fullerton is ranked No. 2 in the Super Regional Era (since 1999), making nine appearances in Omaha. (LSU, North Carolina, Rice, South Carolina and Stanford have made six). Miami has made seven.



BASEBALL INFORMATION

2018 Overall Record: 32-23

2018 Big West Conference Record (Place): 18-6 (1st)

HISTORICAL

First Year of Div. I Baseball (Years): 1975 (44 years)

All-Time Div. I Record 1915-845-6 (.693)

Conference Record: 778-276-1 (.738)

Record at Goodwin Field (since late 1992) 609-204 (.753)

Conference Championships Won (Years): 30

..... (1975-84, 1987, 1990-91, 1994-95, 1997,

..... 1999-2001, 2004-2006, 2008, 2010-13, 2015-16, 2018)

All-Time Postseason Record 165-89 (.646)

All-Time NCAA Regional Record 106-43 (.705)

All-Time NCAA Super Regional 21-14 (.625)

All-Time College World Series Record 34-31 (.523)

NCAA Appearances (Years): 40

..... (1975-84, 1987-88, 1990, 1992-2018)

Consecutive NCAA Appearances: 27

Super Regional Appearances (Years) 13

..... (1999, 2001, 2003-10, 2013, 2015, 2017, 2018)

College World Series Appearances (Years): 18

..... (1975, 1979, 1982, 1984, 1988, 1990, 1992, 1994-95,

..... 1999, 2001, 2003-04, 2006-07, 2009, 2015, 2017)

National Championships (Years): 4 (1979, 1984, 1995, 2004)

TRADITION OF EXCELLENCE

0 Losing Seasons in 44 Years at the Div. I level

3 Golden Spikes Award Winners

4 National Championships

5 College World Series Most Outstanding Players

5 United States Olympians

6 National Players of the Year

7 National Coach of the Year Awards

13 First-Round Draft Picks

20 Consecutive Years with At Least One All-American/

..... All-American Pitcher

18 College World Series Appearances

27 Current Consecutive Postseason Berths

25 US National Team Members

30 Division I Conference Championships

40 NCAA Regional Appearances

65 Former Titans to Have Played in the Major Leagues

114 All-Americans

BERRY, BERRY GOOD

Mitchell Berryhill ranked third in the nation and second in the Big West during the 2018 season in sacrifice bunts (21). He ranks fourth nationally and second in the conference sacrifice bunts pergame (.38)

TOUGH TESTS TO START THE SEASON

The Titans always start the season with tough opponents to prepare them for conference play and the postseason, this year is no different. Fullerton opens the year against No. 19 ranked TCU at the MLB4 Tournament before playing the No. 1 team in the nation, Vanderbilt, the very next day and finish off the tournament with Virginia.

Fullerton gives themselves no days off. The day after returning from the MLB4 Tournament the Titans host Washington in what is a rematch of the 2018 Super Regional. Two weeks later the Titans host No. 12 Stanford who they beat twice at the Stanford regional to advance with a 3-0 record for the second consecutive season.

SAYING GOODBYE TO A LEGEND

Augie Garrido, one of college baseball's legendary coaches who claimed five National Championships, with three coming at Cal State Fullerton, passed away early Thursday morning at the age of 79. Garrido's storied 48-year baseball coaching career spanned six decades, while his remarkable 1,975 victories goes down as the most managerial wins in the history of the game (1,975-952-9.) He will be remembered as one of the most successful coaches in not only baseball, but college sports history.

Garrido retired from the game of baseball in June 2016 after completing his unprecedented coaching career as the head coach at the University of Texas. He was the first coach to claim National Championships with multiple college baseball programs, leading the Titans to three of the program's four overall titles (1979, 1984, 1995) and claiming two with the University of Texas (2002, 2005).

Andy Lopez is the only other coach to claim multiple College World Series Championships, winning the title with Pepperdine in 1992 and again with Arizona in 2012. Garrido was also one of only three coaches in NCAA history to guide five or more teams to NCAA championships in college baseball history. He's tied for second, trailing only USC's Rod Dedeaux (10).

During his two stints with the Titans (1973-87 and 1991-96), Garrido's teams compiled an impressive mark of 875-341-5 for a winning percentage of .719, which is still the best in school history. In addition to his three titles with the Titans, he helped guide Fullerton to seven College World Series appearances and 16 conference championships, including 11 straight from 1974-84. He was named the National Coach of the Year six different times during his career (1975, 1979, 1984, 1995, 2002, 2005), with four of those instances coming with the Titans.

MISCELLANEOUS TALLIES • 2018

Most runs for CSF in a game	13, at San Diego State (April 14)
Most runs by an opponent in a game	12, twice vs. #9 UCLA (April 24)
Most hits for CSF in a game	15, vs. San Diego State (April 14)
Most hits for an opponent in a game	15, 3x, last at San Diego State (April 15)
Fewest hits in a game for CSF	2, vs. #24 Houston (Feb. 23)
Fewest hits in a game for an opponent	0, at UC Santa Barbara (March 29)
Titan come-from-behind wins	14, last at USC (May 22)
Titans' biggest comeback	3, 2x, last at Long Beach State (May 26)
Biggest lead blown (to lose)	4, at San Diego (April 17)
Last at bat Titan victories	7, last at UC Irvine (April 29)
Titan walk-off victories	1, last vs. #24 Houston (Feb. 23)
Last at bat Titan losses	1, vs. CSUN (May, 17)
Walk-off losses	N/A
Overcome 1-run deficit to win	11, last at USC (May 22)
Overcome 2-run deficit to win	2, last vs. UC Irvine (April 28)
Overcome 3-run deficit to win	2, last at Long Beach State (May 26)
Overcome 4-run deficit to win	N/A
Overcome 5-plus run deficit to win	N/A
Biggest Titan inning	7, 2x last (1st inning) vs. UC Riverside (May 12)
Biggest opponent inning	6, 2x, last (4th inning) at San Diego (April 17)
Titans scored at least 3 runs in an inning	26, last at Long Beach State (May 26)
Titans scored at least 4 runs in an inning	13, last at Long Beach State (May 26)
Titans scored 5-plus runs in an inning	8, last at Long Beach State (May 26)
Opponent scored at least 3 runs in an inning	34, last at Long Beach State (May 26)
Opponent scored at least 4 runs in an inning	15, last at Long Beach State (May 26)
Opponent scored at least 5-plus runs in an inning	6, last at San Diego (April 17)



RICK VANDERHOOK

Head Coach
Eighth Season
Trinity University, 2003

28



After two seasons at the helm of the Cal State Fullerton baseball program, head coach Rick Vanderhook quickly ingrained a hard-working philosophy, and he was rewarded with a five-year contract extension through the 2018 season on April 15, 2013. He signed a contract revision on Oct. 13, 2015 which extended his deal through the 2019 season and included an increase in base pay as well as an increased bonus structure for him and his coaching staff. It also included an automatic extension clause contingent on the Titans reaching the NCAA Super Regional round, which was accomplished last season as Fullerton advanced all the way to Omaha. The appearance marked the team's 18th trip to the College World Series and the second over the last three seasons under Vanderhook.

The 2017 season was his 27th year as a Titan, and his sixth as the program's skipper.

During the past six years, Vanderhook has won four Big West Conference championships, garnered four Big West Coach of the Year awards and has guided the Titans to six straight NCAA postseason appearances. The Titans made their 18th appearance in the NCAA College World Series in 2017 after also leading Fullerton to Omaha in 2015, ending a five-year drought which was the longest in program history.

The individual success hasn't hindered the team success, as Vanderhook's head coaching record stands at 235-127 (.649) through the 2017 season.

The 2017 campaign proved to be one of the best coaching jobs of Vanderhook's career, as he guided a an injury riddled Titan squad back to CWS with an overall record of 39-24, despite serious injuries to preseason All-American pitcher Colton Eastman and slugger Ruben Cardenas. Eastman suffered a shoulder injury that kept him out nearly four months, while Cardenas went through a lower back injury that eventually ended his season.

Fullerton advanced to the NCAA Postseason for the 26th straight season and recorded a 30-win season for the 43rd straight year.

The only thing better than seeing the Titans make the coveted trip to Omaha, was the fact that they were able to knock off long-time rival Long Beach State at Blair Field in the Super Regional round on the way there. The Titans claimed back-to-back wins over LBSU after dropping six of the first seven head-to-head contests vs. them during 2017.

In all, the skipper coached seven athletes to All-Big West honors, including five first teamers in Scott Hurst, Sahid Valenzuela, Brett Conine, Connor Seabold and Dillon Persinger. Valenzuela was also named the league's Big West Freshman of the Year. Seabold was named to Collegiate Baseball's All-American Second Team, while Conine was placed on the publication's third team. He also was a finalist for the Gregg Olson Award, which is awarded to the nation's top closer.

In 2016, Vanderhook earned his fourth Big West Conference Coach of the Year award in five seasons. He led the Titans to a 36-23 record during the season and a Big West Conference title, the 21st in the program's history and his fourth in five years.

In 2015, Vanderhook was named the American Baseball Coaches Association West Region Coach of the Year.

There have been 32 Titans selected in the MLB First-Year Player Draft in Vanderhook's six seasons at Fullerton, including seven more in 2017. He has also coached 20 All-Americans and 11 Big West Conference Player of the Year honorees, including the Freshman of the Year in 2017 (Sahid Valenzuela), the Field Player of the Year (Dalton Blaser) and Freshman Pitcher of the Year (Colton Eastman) in 2016.

Vanderhook also led the Titans to a 51-10 record in 2013, the second best winning percentage (.836) in program history, trailing only the national championship squad from 1995 (57-9, .864). The 51 wins were also the fourth most in program history.

In six years, Vanderhook has led the Titans to four conference titles, three Super Regionals appearances and two College World Series appearances. He reached 100 head coaching victories on March 23, 2014 against Long Beach State at Goodwin Field, becoming the second fastest coach in Titans history to reach the mark, doing so in 139 games, four more than Titans legendary coach Augie Garrido.

On June 24, 2011, Vanderhook was announced as the program's fifth Division I head coach. He will enter his 27th season with the Titan baseball program in 2018, as he's surpassed Garrido as the longest-serving baseball coach in school history.

Prior to being named the head coach at Cal State Fullerton, in 24 seasons as a Division I assistant coach (21 at Fullerton), Vanderhook accumulated a total of 12 conference championships, 20 postseason appearances, eight Super Regionals appearances, 11 trips to the College World Series and two national championships.

Vanderhook spent the better part of a quarter century under head coaches Garrido, Larry Cochell and George Horton.

He began his coaching career as an assistant to Garrido from 1985-87, serving as the bullpen coach for the first two years before stepping into the third base coaching box and working with the hitters and defense in 1987. He remained on staff in 1988 under Cochell but then spent two seasons (1989-1990) as an assistant to former Fullerton assistant coach Bill Kernen at Cal State Northridge. Vanderhook returned to Cal State Fullerton with Garrido in 1991 and remained through the 2007 season.

Vanderhook then spent three seasons (2009-11) as an assistant coach to John Savage at UCLA, where he helped lead the Bruins to a conference title, a pair of postseason appearances and a runner-up finish at the 2010 College World Series.

A product of the prominent Cerritos College program where he played for Horton, Vanderhook originally came to the Titans in 1983 when he took a redshirt season. He was a member of the Titans' 1984 national championship team, earning his first of three Cal State Fullerton championship rings.

Vanderhook prepped at Lakewood High School and received his bachelor's degree in physical education from Trinity University in 2003.

Vanderhook and his wife, April, reside in Yorba Linda, Calif., with their daughters, Noelle and Autumn, and their son, R.J.

HONORS

1995
National Assistant Coach of the Year -
Collegiate Baseball
2012, 2013, 2015, 2016, 2018
Big West Conference Coach of the Year

BY THE NUMBERS

2 National Championships
3 National Runners-Up
12 College World Series Appearances
9 Super Regional Titles
16 Regional Titles
18 Conference Championships

YEAR-BY-YEAR COACHING RECORDS

YEAR	SCHOOL	POSITION	RECORD	PCT	TITLES
1985	Cal State Fullerton	Assistant	36-32-1	.529	C
1986	Cal State Fullerton	Assistant	36-21	.632	
1987	Cal State Fullerton	Assistant	44-17	.746	C
1988	Cal State Fullerton	Assistant	43-18	.705	R/*
1989	Cal State Northridge	Assistant	30-19-1	.610	
1990	Cal State Northridge	Assistant	39-22	.639	C/R/N2
1991	Cal State Fullerton	Assistant	34-22	.607	C
1992	Cal State Fullerton	Assistant	46-17	.730	R/*/N2
1993	Cal State Fullerton	Assistant	35-19	.648	
1994	Cal State Fullerton	Assistant	47-16	.763	C/R/*
1995	Cal State Fullerton	Assistant	57-9	.864	R/*/N
1996	Cal State Fullerton	Assistant	45-16	.738	
1997	Cal State Fullerton	Assistant	39-24-1	.617	C
1998	Cal State Fullerton	Assistant	47-17	.734	South
1999	Cal State Fullerton	Assistant	50-14	.781	C/R/SR/*
2000	Cal State Fullerton	Assistant	38-21	.644	C
2001	Cal State Fullerton	Assistant	48-18	.727	C/R/SR/*
2002	Cal State Fullerton	Assistant	37-22	.627	
2003	Cal State Fullerton	Assistant	50-16	.758	R/SR/*
2004	Cal State Fullerton	Assistant	47-22	.681	C/R/SR/*/N
2005	Cal State Fullerton	Assistant	46-18	.719	C/R
2006	Cal State Fullerton	Assistant	50-15	.769	C/R/SR/*
2007	Cal State Fullerton	Assistant	38-25	.603	R/SR/*
2009	UCLA	Assistant	27-29	.482	
2010	UCLA	Assistant	51-17	.750	R/SR/*/N2
2011	UCLA	Assistant	35-24	.593	C
2012	Cal State Fullerton	Head	36-21	.632	C
2013	Cal State Fullerton	Head	51-10	.836	C/R
2014	Cal State Fullerton	Head	34-24	.586	
2015	Cal State Fullerton	Head	39-25	.609	C/R/SR/*
2016	Cal State Fullerton	Head	36-23	.610	C
2017	Cal State Fullerton	Head	39-24	.619	R/SR/*
2018	Cal State Fullerton	Head	36-25	.556	C/R

YEARS	SCHOOL	RECORD	PCT
7 Years	Career as Head Coach	267-150	.639
26 Years	Career as Assistant Coach	1095-510-3	.682
24 Years	Div. I as Assistant Coach	1026-469-2	.685
2 Years	Div. II as Assistant Coach	69-41-1	.626
27 Years	Cal State Fullerton	1180-549-2	.684
2 Years	Cal State Northridge	69-41-1	.626
3 Years	UCLA	113-70	.617

C = Conference Title, R = Regional Title, SR = Super Regional Title,

* = College World Series Appearance, N = National Championship, N2 = National Runner-Up




STEVE ROUSEY

Assistant Coach
Second Season

Cal State Fullerton, 1989
Azusa Pacific, 1992

57



Former Fresno State top assistant/pitching coach Steve Rousey joined the Cal State Fullerton baseball program as its new pitching coach for the 2018 season, head coach Rick Vanderhook announced on Sept. 25, 2017.

In his role as pitching coach for the Titans, Rousey will help develop, mentor and coach the Titans both on and off the field, as well as assist in recruiting.

"We're very excited to welcome Steve Rousey back to the Titan family," said Head Coach Rick Vanderhook. "He brings a wealth of experience, not only as one of the best coaches in the country, but from his playing days with the Titans as well.

"He knows the West Coast. He knows college baseball and will be a huge asset to our program."

Rousey comes to Cal State Fullerton after spending seven seasons as the pitching coach for Fresno State.

This past season, Rousey helped lead the Bulldogs to a 35-25 record and oversaw a pitching staff that had three players taken in the MLB Draft in Ricky Tyler Thomas (7th Round, Chicago Cubs), Fred Schlichtholz (13th Round, San Diego Padres) and Rickey Ramirez (15th Round, Minnesota Twins). The Bulldog pitching staff ranked second in the Mountain West in ERA (5.64), second in opposing batting average (.282) and tops in batters struck out (464).

In 2016, he helped guide the Bulldogs to the Mountain West Championship. That season the pitching staff ranked first as a team in the conference in ERA (3.72), strikeouts (479), runs allowed (270), doubles allowed (83), opponents' batting average (.261), hits allowed (526) and home runs allowed (26). The Bulldogs held Mountain West foes to a 2.99 ERA and nearly had a 3:1 strikeout-to-walk ratio in league play.

Junior Jimmy Lambert was named MW Co-Pitcher of the Year and was selected in the 5th round of the MLB Draft by the Chicago White Sox. Senior southpaw Dylan Lee was a 10th round selection of the Miami Marlins as Fresno State had multiple pitchers selected in the MLB Draft for the sixth straight season. Senior Tim Borst and junior Rickey Ramirez each picked up Second-Team All-Mountain West honors while Borst ranked second in the conference in saves (8) and Ramirez was tied for sixth in appearances (26).

In 2015, the Bulldogs pitching staff was led by Jake Shull who led the Mountain West with a 1.90 ERA. Splitting his time between starting and relieving, Shull finished second in the conference in opposing batting average (.210) and third in saves (6). He went on to be an 11th round selection of the Detroit Tigers in the 2015 MLB Draft. Senior Garrett Mundell, a 23rd round pick of the New York Yankees, finished the season with an opposing batting average of .228, an ERA of 2.93, and picked up four saves. The 2015 Bulldog pitching staff also led the MW with a .252 opposing batting average.

In 2014, the pitching staff owned a 3.80 team ERA. Following the end of the season, three of the six Bulldogs drafted in the 2014 MLB Draft were pitchers. The 'Dogs were led by Jordan Brink as the junior posted an ERA of 2.87 along with 62 strikeouts. Brink went on to be selected by the Chicago Cubs in the 11th round, while Derick Velazquez was selected by the Houston Astros in the seventh round and Mundell forewent the MLB to return for his senior season after being drafted by the Arizona Diamondbacks. Mundell posted a 1.58 ERA

with a 4-0 record.

In 2013, the Bulldogs inaugural season in the Mountain West, Rousey's young late-charging pitching staff was highlighted by a Freshman All-American and the lowering of the team ERA by more than a full run per game in the last month of the season.

The 2011 and 2012 campaigns saw Bulldog pitchers dominate the WAC with eight pitchers being drafted and posted respective ERAs of 2.91 and 3.88 in those two seasons. The 'Dogs also amassed 909 strikeouts while earning a pair of championship rings.

Bulldog pitchers had been drafted 21 times during Rousey's tenure at Fresno State and 13 earned all-conference honors.

Prior to Fresno State, Rousey spent eight seasons as the head coach for Big West rival CSUN. In 2010 he helped secure a winning season after compiling back-to-back top 40 recruiting classes for the Matadors. The Matadors saw six players drafted or signed by a Major League Baseball organization off that team and also had four student-athletes earn All-Big West honors.

In 2002, Rousey helped guide the Matadors to the Big West Conference title in only their second year in the conference. He developed 3 future MLB Pitchers that season in Kameron Loe, Bill Murphy, and Leo Rosales.

Before coaching at CSUN, Rousey's coaching career included stints at Long Beach State, Los Angeles City College and Crescenta Valley High School.

Rousey was an assistant for Coach Dave Snow at Long Beach State from 1993-95. In his three years, the 49ers established themselves as a national power by capturing two of three Big West titles, making three regional appearances and a trip to the College World Series semifinals. During his time at Long Beach, LBSU had three pitchers earn All-American honors and one named the 1993 National Pitcher of the Year. Four more MLB players, including three pitchers were a part of those Long Beach teams.

Rousey has coached over 100 student-athletes who have gone on to be drafted & signed by major league organizations, 18 of whom have played in the MLB. He has been a part of eight Division I conference championships, nine NCAA appearances, three College World Series teams, and a national championship.

Before his career as a coach, he was a top pitcher at Cal State Fullerton (1982-84). In three seasons playing for the Titans and NCAA's all-time winningest head coach Augie Garrido, he compiled an impressive 15-5 record with 120 strikeouts. Rousey played in the College World Series twice, and helped the Titans to a National Championship in 1984 by compiling an 8-3 record with a 3.47 earned run average.

While playing ball at Crescenta Valley High for Coach Randy Seibert, Rousey was a seventh round pick by the Chicago Cubs after earning All-CIF honors. He declined the Cubs' offer and chose to attend Cal State Fullerton.

A fourth-round pick by the Seattle Mariners in 1984 after his junior season, he spent five years playing professionally in the Seattle Mariners and Montreal Expos organizations.

Rousey earned his bachelor of arts in English from Cal State Fullerton in 1989 and his master's degree in Physical Education & Health from Azusa Pacific University in 1992. Rousey and his wife Robin have four children, P.J., Gabbie, Nate, who attends Fresno State, and Faith, who is a sophomore on the softball team at Fresno State.



**CHAD
BAUM**

Assistant Coach

13th Season

Cal State Fullerton, 1999

Azusa Pacific, 2005

36



Wrapping up his 123h season at Cal State Fullerton in 2018, former Titan catcher Chad Baum returned to the Titans as the program's volunteer assistant in 2012, his 13th season as a college coach at the time. In 2014, Baum shed the volunteer label and became the team's second assistant coach.

Baum finished his 19th year as a collegiate coach in 2018 and is a veteran of six College World Series appearances as a Titan player and coach including a trip back to Omaha in 2017. It was the second time over the last three seasons that the Titans had qualified for the CWS, as Fullerton made it in 2015 as well.

Baum had spent seven seasons as an assistant coach at both UC Irvine and Santa Clara before returning to Fullerton.

Baum coached in the 1,000th game of his coaching career on May 28, 2016 at Long Beach State, the regular season finale. He holds a 641-425 record as an assistant at the NCAA Division I level. He has coached more than half of those games as a member of the Titans coaching staff (2000-04, 2012-present), holding a 455-226 record as a member of the Titans coaching staff.

Baum first served on a Titan staff in 2000 as an undergraduate assistant coach for then-Titan skipper George Horton. The next season he assumed the volunteer

YEAR-BY-YEAR COACHING RECORDS

YEAR	SCHOOL	POSITION	RECORD	PCT	TITLES
2000	Cal State Fullerton	Assistant	38-21	.644	C
2001	Cal State Fullerton	Assistant	48-18	.727	C/R/SR/*
2002	Cal State Fullerton	Assistant	37-22	.627	
2003	Cal State Fullerton	Assistant	50-16	.758	R/SR/*
2004	Cal State Fullerton	Assistant	47-22	.681	C/R/SR/*/N
2005	UC Irvine	Assistant	31-25	.554	
2006	UC Irvine	Assistant	36-24	.600	
2007	Santa Clara	Assistant	27-29	.482	
2008	Santa Clara	Assistant	33-22	.600	
2009	Santa Clara	Assistant	19-34	.358	
2010	Santa Clara	Assistant	23-31	.426	
2011	Santa Clara	Assistant	17-34	.333	
2012	Cal State Fullerton	Assistant	36-21	.643	C
2013	Cal State Fullerton	Assistant	51-10	.836	C/R
2014	Cal State Fullerton	Assistant	34-24	.586	
2015	Cal State Fullerton	Assistant	39-25	.609	C/R/SR/*
2016	Cal State Fullerton	Assistant	36-23	.610	
2017	Cal State Fullerton	Assistant	39-24	.619	R/SR/*
2018	Cal State Fullerton	Assistant	32-23	.523	C

YEARS	SCHOOL	RECORD	PCT
19 Years	Career as Assistant Coach	673-448	.601
19 Years	Div. I as Assistant Coach	673-448	.601
12 Years	Cal State Fullerton	487-249	.668
2 Years	UC Irvine	67-49	.578
5 Years	Santa Clara	119-150	.442

C = Conference Title, S = State Championship, R = Regional Title, SR = Super Regional Title,

BAUM'S CAL STATE FULLERTON STATISTICS

YEAR	AVG	GP	GS	AB	R	H	2B	3B	HR	RBI	BB	SO	SB-A
1998	.300	19	4	20	5	6	0	0	1	1	0	4	1-1
1999	.208	19	4	24	4	5	1	0	2	6	6	5	0-0
TOTALS	.250	38	8	44	9	11	1	0	3	7	6	9	1-1

position and completed a coaching staff that led Fullerton to three College World Series appearances and the school's fourth national championship between 2001 and 2004.

His expertise behind the plate helped him tutor 2004 All-American and Johnny Bench Award winner Kurt Suzuki, who has since gone on to a eight-year major league career with the Oakland A's, Washington Nationals and Atlanta Braves. In all, Baum has worked with 30 Titan position players who were selected in the major league draft and also worked with Titan major leaguers Mike Rouse (2001), Shane Costa (2002), Justin Turner (2004), Blake Davis (2004), Matt Chapman (2014) and J.D. Davis (2014), .

In 2005, he left Fullerton to be a part of Dave Serrano's first staff at UC Irvine, where he served two seasons as the Anteaters' first base coach, hitting instructor and catching tutor.

He moved out of the Big West Conference and into the West Coast Conference in 2007 when he joined Mark O'Brien's staff at Santa Clara. While in the Bay Area, Baum served as the Broncos' third base coach, primary hitting/catching instructor and also assisted in the program's recruiting efforts.

The Broncos hit .325 and scored more than seven runs per game in both 2008 (ranked 19th in the nation in batting average) and 2010 (ranked 42nd in the nation in batting average), while leading the WCC in nearly all offensive categories those same years.

In five seasons with Santa Clara, he helped five position players get drafted including catchers Tommy Medica (14th round) and Geoff Klein (15th round).

In his past four years at Cal State Fullerton, Baum has coached third base and tutored the team's catching staff, including 2013 MLB fifth-round draft pick and current major leaguer Chad Wallach. He also mentored catcher Chris Hudgins, who was taken by the Kansas City Royals in the 16th round of the 2017 MLB Draft.

In 2013, the Titan offense batted .285 with 89 doubles, 24 triples and 35 home runs while driving in 339 runs. Baum also tutored Jared Deacon in 2014, who went on to be selected by the San Francisco Giants in the 33rd round of the 2014 MLB Draft. In 2015, catcher A.J. Kennedy was selected by the San Diego Padres in the MLB Draft.

Baum, who graduated with a degree in kinesiology in 1999, was a Titan team captain in 1998 and again in 1999, when Fullerton reached the College World Series. Baum appeared in 38 games over the two-year stretch and hit three home runs in just 44 at-bats. He was also reliable behind the plate, turning in a perfect 1.000 career fielding percentage (70 chances).

Prior to his pair of seasons in a Titan uniform, Baum spent a season each at Santa Ana College and Golden West College in Huntington Beach. Baum batted .306 in 1997 for the Dons, who were ranked No.1 in the country during most of the season. He was selected in the 42nd round of the 1997 draft by the San Francisco Giants.

Baum prepped for Coach Mike Najera at Canyon H.S. in Anaheim Hills and earned honorable mention All-Century League honors. While at Canyon, Baum hit one of nine home runs that set a one-game CIF record for the Comanches.


Baum earned his master's degree in education in 2005 from Azusa Pacific. He, his wife, Kristin, daughter, Kennedy, and son Beau live in Anaheim Hills.



NEIL WALTON

Assistant Coach
Second Season
Cal State Fullerton, 2010
Cal State Fullerton, 2013

11



Former UC Santa Barbara assistant coach Neil Walton joined the Titans as their new volunteer assistant coach, Head Coach Rick Vanderhook announced on Sept. 26, 2017.

In Walton's role he will work mostly work with the infielders and develop the student-athletes on and off the field, while Murrietta will handle all administrative duties, including heading up the Titan Baseball Camps.

Over the last four seasons, Walton helped guide Big West rival UCSB to a 141-86-3 overall record, including a trip to the College World Series in 2016. As a player and coach, Walton has been a part of teams that have gone a collective 335-152-3 at the Division I level. Those teams have made six Regionals, five Super Regionals, and three College World Series.

During the Gauchos' magical 2016 run to the CWS, the team set a new program record for wins against Division I opponents with a 43-20-1 record. Five UCSB players were picked in the 2016 MLB First Year Player Draft, bringing the total to 20 Gauchos that have had the opportunity to play pro baseball during Walton's tenure. UCSB also sported six All-Big West players and made jumps in home runs (32, plus-15) and stolen bases (77, plus-13) with a group that returned only two players that had over 100 at-bats in 2015.

Walton also helped put UCSB on the map during his recruiting circuit while he was there, as each recruiting class during Walton's tenure had been nationally ranked, including the 2016 class which was ranked No. 9 in the nation by Collegiate Baseball, which marked the first top-10 class in program history and was tops in the state of California for 2016.

As a player, Walton was a three-year standout for the Titans. A slick-fielding shortstop, he featured in 107 games over three years at Cal State Fullerton. Walton was fortunate to play for future head coaches in George Horton, Vanderhook, Dave Serrano, and Jason Gill. The Titans were ranked No. 1 in the country at some point of the season in all three of his years, and they won the National Championship during his sophomore stint. Following his junior year, Walton was part of a NCAA-record group of 14 Titans that were selected in the 2005 MLB draft.

After Fullerton, Walton was drafted by the then Tampa Bay Devil Rays in the 16th round of the 2005 MLB First Year Player Draft. He had earlier been drafted by the San Francisco Giants out of high school in the 23rd round of the 2002 draft, but attended Fullerton in lieu of signing. Walton spent four years in the Tampa Bay organization, rising as high as AA in 2008.

In the 2015 season, Walton watched over a UCSB group that returned to the NCAA tournament for the second time in the last three years, but also became the first UCSB squad in program history to host a regional.

The 2015 group finished the year with a 40-17-1 record and led the Big West conference on both sides of the ball by hitting .289 and fielding at a .976 clip. Following in the footsteps of 2014 All-American Joey Epperson,

Cameron Newell shared the Big West Field Player of the Year Award with Cal State Fullerton's very own David Olmedo-Barrera, becoming UCSB's first conference Player of the Year since 1991. Newell joined nine of his other teammates as 2015 All-Conference selections, including position players Campbell Wear, Peter Maris, Robby Nesovic, Andrew Calica, and Luke Swenson.

At the end of the 2015 season, the Gauchos saw a program-record 10 of their players selected in the MLB draft. That number was second in the country only to Oklahoma's 11. Shortly after the draft, infielder Peter Maris signed as a free agent with the Rays which put the number to 11 players with the opportunity to play professionally in 2015.

In Walton's first season with the Gauchos, UCSB was ranked among the top-10 nationally for the first time since 1986. Four players off the 2014 team were selected in the MLB draft including Golden Spikes Award nominee Joey Epperson. The Gauchos finished the season with a 34-17 record and five All-Conference selections. The incoming 2015 recruiting class also ranked No. 32 in the nation.

Prior to his time at UCSB, Walton spent time as a manager at Cal State Fullerton assisting head coach Rick Vanderhook with on field and off field duties during his first season as head coach. That 2013 Titan team went 51-10 on its way to winning the Big West and reaching the NCAA tournament for the 21st consecutive season. Seventeen players went on to become draft picks off that team, including first round selections Outfielder/Pitcher Michael Lorenzen, infielder Matt Chapman, second rounder Thomas Eshelman, and third rounder JD Davis. The Titan team also produced six All-Americans, and 10+ All-Conference selections including Conference Defensive Player of the Year Richie Pedroza.

In the summer before Walton arrived in Santa Barbara, he served as the assistant pitching coach/interim field manager for the Terre Haute Rex Baseball Club in the Prospect Summer Collegiate League.

Walton graduated from Cal State Fullerton with an undergraduate degree in 2010. Once finished playing, Walton earned his masters in kinesiology with an emphasis in sports psychology at Cal State Fullerton in 2013.

MEET THE 2019 TITANS

NUMERICAL ROSTER

NO	PLAYER	HT	WT	POS	B/T	CL	EXP	HOMETOWN	LAST SCHOOL
1	Zach Lew	5-9	165	INF	R/R	FR	HS	Orange, Calif.	Orange Lutheran HS
2	Brett Borgogno	5-10	165	INF	R/R	SO	1V	Chino Hills, Calif.	Chino Hills HS
3	Bryce Wooldridge	6-1	175	INF	R/R	FR	HS	Glendora, Calif.	Glendora HS
4	Sahid Valenzuela	5-9	165	INF	S/R	JR	2V	Yuma, Ariz.	St. Francis HS
5	AJ Curtis	6-0	205	1B/OF	R/R	JR	TR	Phoenix, Ariz.	Ohlone College
6	Mitchell Berryhill	6-0	170	OF	L/L	JR	1V	Smithfield, Utah	Salt Lake CC
8	Korrey Siracusa	5-8	180	C	R/R	FR	HS	Honolulu, Hawaii	Mililani HS
9	Hank LoForte	5-6	175	INF	L/R	JR	3V	Elk Grove, Calif.	Franklin HS
10	Daniel Cope	6-0	195	C	R/R	SO	2V	San Diego, Calif.	Mt. Carmel HS
13	Timothy Josten	5-11	170	LHP	L/L	SO	1V	Santa Clarita, Calif.	West Ranch HS
15	Evan Larsen	6-4	220	RHP	R/R	FR*	RS	Costa Mesa, Calif.	Corona Del Mar HS
17	Michael Knorr	6-6	215	RHP	R/R	FR	HS	Carlsbad, Calif.	Carlsbad HS
18	Kameron Guangorena	6-0	195	C	L/R	FR	HS	Whittier, Calif.	St. John Bosco HS
19	Trevor Cadd	6-2	185	OF	R/R	FR	HS	Riverside, Calif.	Martin Luther King Jr. HS
20	Jimmy Endersby	6-1	190	RHP	R/R	SO*	1V	Orange, Calif.	Orange HS
23	Jake Pavletich	6-2	205	INF	R/R	SR*	3V	Bakersfield, Calif.	Garces Memorial HS
24	Tanner Bibee	6-2	190	RHP	R/R	SO	1V	Mission Viejo, Calif.	Mission Viejo HS
25	Joe Magrisi	6-2	210	RHP	R/R	FR	HS	San Diego, Calif.	Torrey Pines HS
26	Jackson Lyon	5-10	175	OF	R/R	FR	HS	Independence, MO	Woodbridge HS
27	Kyle Luckham	6-2	185	RHP	R/R	FR	HS	Fullerton, Calif.	El Dorado HS
30	Jason Brandow	6-3	215	OF	R/R	FR	HS	Napa, Calif.	Vintage HS
32	Jairus Richards	6-0	175	OF	L/R	SR	1V	Gig Harbor, Wash.	Cabrillo College
33	Jordan Hernandez	5-11	195	OF	L/L	SR	1V	Chino Hills, Calif.	Chaffey College
34	Gavin Velasquez	6-3	195	RHP	R/R	JR*	3V	Covina, Calif.	South Hills HS
35	Zach Weller	6-2	205	INF	R/R	JR	2V	Coronado, Calif.	Coronado HS
37	Dillon Brown	6-3	210	RHP	R/R	SO	1V	Santa Ana, Calif.	Foothill HS
39	Jeff Pellegrino	6-0	200	OF	R/R	JR	TR	Poway, Calif.	San Diego Mesa CC
39	Matthew Sanchez	6-0	190	RHP	R/R	JR	TR	West Covina, Calif.	Citrus College
41	Landon Anderson	6-4	178	LHP	L/L	SO	1V	Lakewood, Calif.	Mayfair HS
42	Isaiah Garcia	6-0	180	OF	R/R	JR	TR	Lincoln, Calif.	Sierra College
43	Damon Treadwell	6-6	235	RHP	R/R	FR	HS	Turlock, Calif.	Turlock HS
44	Michael Weisberg	6-4	195	RHP	R/R	FR	HS	Tarzana, Calif.	Agoura HS
46	Max Miller	6-2	185	INF	R/R	SO	1V	Yorba Linda, Calif.	Yorba Linda HS
47	Brady Barcellos	5-10	160	LHP	R/L	JR	TR	Fresno, Calif.	Reedley College
51	Titus Groeneweg	6-5	175	LHP	L/L	FR	HS	Vacaville, Calif.	Will C Wood HS
54	Brian Landon	6-2	180	OF	R/R	FR	HS	Redlands, Calif.	Redlands HS

COACHING STAFF

NO	COACH	POSITION	YEAR	ALMA MATER, YEAR
28	Rick Vanderhook	Head Coach	8th Season	Trinity University, 2003
36	Chad Baum	Assistant Coach	13th Season	Cal State Fullerton, 1999 Azusa Pacific, 2005
57	Steve Rousey	Assistant Coach	2nd Season	Cal State Fullerton, 1989 Azusa Pacific, 1992
11	Neil Walton	Assistant Coach	2nd Season	Cal State Fullerton, 2010 Cal State Fullerton, 2010

ADDITIONAL STAFF

58	Jason Murrietta	Director of Baseball Operations	2nd Season
	Brian DeJesse	Graduate Assistant	5th Season
	Anthony Gonzalez	Graduate Assistant	1st Season
38	Nick Ciandro	Student Manager	2nd Season
	Jason Eary	Student Manager	3rd Season
	Garrett Fisher	Student Manager	2nd Season
	Jacob Hobson	Student Manager	2nd Season
	Chris Evans	Data & Analytics	1st Season
	Justin Hostert	Athletic Trainer	3rd Season

ALPHABETICAL

NO	PLAYER
41	Landon Anderson
47	Brady Barcellos
6	Mitchell Berryhill
24	Tanner Bibee
2	Brett Borgogno
30	Jason Brandow
37	Dillon Brown
19	Trevor Cadd
10	Daniel Cope
5	AJ Curtis
20	Jimmy Endersby
42	Isaiah Garcia
51	Titus Groeneweg
18	Kameron Guangorena
33	Jordan Hernandez
13	Timothy Josten
17	Michael Knorr
54	Brian Landon
15	Evan Larson
1	Zach Lew
9	Hank LoForte
27	Kyle Luckham
26	Jackson Lyon
25	Joe Magrisi
46	Max Miller
23	Jake Pavletich
39	Jeff Pellegrino
32	Jairus Richards
40	Matthew Sanchez
8	Korrey Siracusa
43	Damon Treadwell
4	Sahid Valenzuela
34	Gavin Velasquez
44	Michael Weisberg
35	Zach Weller
3	Bryce Wooldridge

PRONUNCIATION GUIDE

PLAYERS/STAFF

Chad BaumBOMB
Tanner BibeeBYE-BEE
Brett BorgognoBOR-GON-yo
Titus GroenewegGrown-Wag
Kameron GuangorenaGwon-Go-RENO
Nick CiandroSEE-ON-dro
Brian DeJesseDuh-Jesse
Hank LoForteLuh-FORT
Jake PavletichPAV-luh-ditch
Jairus RichardsJERR(as in Jerry)-US
Sahid ValenzuelaSa- HEED
Michael WeisbergWHY-S-BERG

* Has utilized his redshirt season.

2019 RADIO AND TV PHOTO ROSTER



1 ZACH LEW

FR • INF • 5-9 • 165 • R/R
Orange, Calif.



2 BRETT BORGOGNO

SO • INF • 5-10 • 155 • R/R
Chino Hills, Calif.




3 BRYCE WOOLDRIDGE

FR • INF • 6-1 • 175 • R/R
Glendora, Calif.



4 SAHID VALENZUELA

SO • INF • 5-9 • 165 • S/R
Yuma, Ariz.



5 AJ CURTIS

JR • OF • 6-0 • 205 • R/R
Phoenix, Ariz.



6 MITCHELL BERRYHILL

JR • OF • 6-0 • 170 • L/L
Smithfield, Utah



8 KOREY SIRACUSA

FR • C • 5-8 • 180 • R/R
Honolulu, Hawai'i



9 HANK LOFORTE

SR • INF • 5-6 • 175 • L/R
Elk Grove, Calif.



10 DANIEL COPE

SO • C • 6-0 • 195 • R/R
San Diego, Calif.



11 NEIL WALTON

ASSISTANT COACH
2nd Season



13 TIMOTHY JOSTEN

SO • LHP • 5-11 • 170 • L/L
Santa Clarita, Calif.



15 EVAN LARSEN

R-FR • RHP • 6-4 • 220 • R/R
Costa Mesa, Calif.



17 MICHAEL KNORR

FR • RHP • 6-6 • 215 • R/R
Carlsbad, Calif.



18 KAMERON GUANGORENA

FR • C • 6-0 • 195 • L/R
Whittier, Calif.




19 TREVOR CADD

FR • OF • 6-2 • 185 • R/R
Riverside, Calif.




20 JIMMY ENDERSBY

R-SO • RHP • 6-1 • 190 • R/R
Orange, Calif.




23 JAKE PAVLETICH

R-SR • INF • 6-2 • 205 • R/R
Bakersfield, Calif.



24 TANNER BIBEE

SO • RHP • 6-2 • 190 • R/R
Mission Viejo, Calif.



25 JOE MAGRISI

FR • RHP • 6-2 • 210 • R/R
Henderson, Nev.



26 JACKSON LYON

FR • OF • 5-10 • 175 • R/R
Chino Hills, Calif.




27 KYLE LUCKHAM

FR • RHP • 6-2 / 175 • R/R
Fullerton, Calif.



28 RICK VANDERHOOK

HEAD COACH
EIGHTH SEASON



30 JASON BRANDOW



FR • OF • 6-3 / 215 • R/R
Napa, Calif.



32 JAIRUS RICHARDS

SR • OF • 6-0 • 165 • L/R
Gig Harbor, Wash.

2019 RADIO AND TV PHOTO ROSTER

**33 JORDAN HERNANDEZ**SR • OF • 5-11 • 195 • L/L
Chino Hills, Calif.**34 GAVIN VELASQUEZ**SR • RHP • 6-3 • 195 • R/R
Covina, Calif.**35 ZACH WELLER**SO • INF • 6-2 • 205 • R/R
Coronado, Calif.**36 CHAD BAUM**ASSISTANT COACH
13th Season**37 DILLON BROWN**JR • RHP • 6-2 • 210 • R/R
Santa Ana, Calif.**41 LANDON ANDERSON**SO • LHP • 6-4 • 178 • L/L
Lakewood, Calif.**42 ISAIAH GARCIA**JR • OF • 6-0 • 180 • R/R
Lincoln, Calif.**43 DAMON TREADWELL**FR • RHP • 6-6 • 235 • R/R
Turlock, Calif.**44 MICHAEL WEISBERG**FR • RHP • 6-4 • 195 • R/R
Tarzana, Calif.**46 MAX MILLER**FR • INF • 6-2 • 173 • R/R
Yorba Linda, Calif.**47 BRADY BARCELLOS**JR • LHP • 5-10 • 160 • R/L
Fresno, Calif.**48 JEFF PELLEGRINO**JR • OF • 6-0 • 200 • R/R
Poway, Calif.**51 TITUS GROENEWEG**FR • LHP • 6-5 • 175 • L/L
Vacaville, Calif.**54 BRIAN LANDON**FR • OF • 6-2 • 180 • R/R
Redlands, Calif.**57 STEVE ROUSEE**ASSISTANT COACH
First Season**NICK CIANDRO**STUDENT MANAGER
Second Season**BRIAN DEJESSE**STUDENT MANAGER
Third Season**JASON MURRIETTA**DIRECTOR OF OPERATIONS
Second Season**JASON EARY**STUDENT MANAGER
Third Season**GARRETT FISHER**STUDENT MANAGER
Second Season**JACOB HOBSON**STUDENT MANAGER
Second Season

FINAL RESULTS

Date	Opponent		Score	Inns	Overall	Big West	Pitcher of record	Attend	Time
Feb 16, 2018	at #13 Stanford	L	1-5	9	0-1-0	0-0-0	C. Eastman (L 0-1)	1507	3:12
Feb 17, 2018	at Stanford	L	3-5	9	0-2-0	0-0-0	A. Quezada (L 0-1)	1984	3:04
Feb 18, 2018	at #13 Stanford	L	5-6	9	0-3-0	0-0-0	T. Bibee (L 0-1)	1311	3:11
Feb 20, 2018	NEVADA	L	0-2	9	0-4-0	0-0-0	G. Velasquez (L 0-1)	1148	2:46
Feb 23, 2018	#24 HOUSTON	w	2-1	(15)	1-4-0	0-0-0	T. Wilson (W 1-0)	1664	5:05
Feb 24, 2018	#24 HOUSTON	L	4-9	9	1-5-0	0-0-0	A. Quezada (L 0-2)	1579	3:31
Feb 25, 2018	#24 HOUSTON	L	5-10	9	1-6-0	0-0-0	B. Workman (L 0-1)	1495	3:23
Feb 27, 2018	#11 UCLA	L	2-12	9	1-7-0	0-0-0	G. Velasquez (L 0-2)	1543	3:45
Mar 02, 2018	at Tulane	w	9-3	9	2-7-0	0-0-0	C. Eastman (W 1-1)	1991	3:22
Mar 03, 2018	at Tulane	w	9-6	9	3-7-0	0-0-0	D. Brown (W 1-0)	1952	3:11
Mar 04, 2018	at Tulane	L	3-9	9	3-8-0	0-0-0	B. Workman (L 0-2)	1905	2:57
Mar 09, 2018	at #1 Oregon State	w	5-3	9	4-8-0	0-0-0	T. Wilson (W 2-0)	3326	3:24
Mar 10, 2018	at #1 Oregon State	L	4-6	9	4-9-0	0-0-0	T. Bibee (L 0-2)	3608	3:16
Mar 11, 2018	at #1 Oregon State	L	4-5	9	4-10-0	0-0-0	B. Workman (L 0-3)	3542	3:00
Mar 16, 2018	GRAND CANYON	w	7-3	9	5-10-0	0-0-0	C. Eastman (W 2-1)	1569	3:10
Mar 17, 2018	GRAND CANYON	w	10-2	9	6-10-0	0-0-0	T. Wilson (W 3-0)	1503	2:46
Mar 18, 2018	GRAND CANYON	w	2-0	9	7-10-0	0-0-0	B. Workman (W 1-3)	1652	2:49
Mar 20, 2018	SAN DIEGO	w	9-3	9	8-10-0	0-0-0	J. Wills (W 1-0)	1112	2:48
Mar 23, 2018	LONG BEACH STATE	L	2-5	9	8-11-0	0-0-0	C. Eastman (L 2-2)	2503	2:47
Mar 24, 2018	LONG BEACH STATE	w	2-1	9	9-11-0	0-0-0	B. Workman (W 2-3)	2222	2:45
Mar 25, 2018	LONG BEACH STATE	L	1-3	9	9-12-0	0-0-0	T. Josten (L 0-1)	1827	2:41
Mar 27, 2018	SOUTHERN CALIFORNIA	L	1-3	9	9-13-0	0-0-0	T. Bibee (L 0-3)	1601	2:59
* Mar 29, 2018	at UC Santa Barbara	w	3-0	9	10-13-0	1-0-0	C. Eastman (W 3-2)	340	2:41
* Mar 30, 2018	at UC Santa Barbara	L	5-6	9	10-14-0	1-1-0	B. Workman (L 2-4)	425	3:27
* Mar 31, 2018	at UC Santa Barbara	L	1-2	9	10-15-0	1-2-0	A. Quezada (L 0-3)	600	2:02
Apr 03, 2018	at Arizona State	w	7-6	9	11-15-0	1-2-0	T. Bibee (W 1-3)	2289	3:00
Apr 04, 2018	at Arizona State	w	2-1	9	12-15-0	1-2-0	B. Workman (W 3-4)	2199	2:30
* Apr 06, 2018	CAL POLY	w	5-1	9	13-15-0	2-2-0	C. Eastman (W 4-2)	1982	2:38
* Apr 07, 2018	CAL POLY	w	5-4	9	14-15-0	3-2-0	B. Workman (W 4-4)	1589	2:54
* Apr 08, 2018	CAL POLY	w	6-3	9	15-15-0	4-2-0	A. Quezada (W 1-3)	1665	2:40
Apr 10, 2018	PEPPERDINE	w	3-2	9	16-15-0	4-2-0	T. Bibee (W 2-3)	1459	2:49
Apr 13, 2018	at San Diego State	L	3-6	9	16-16-0	4-2-0	C. Eastman (L 4-3)	681	3:25
Apr 14, 2018	at San Diego State	w	13-9	9	17-16-0	4-2-0	B. Conine (W 1-0)	1203	4:18
Apr 15, 2018	at San Diego State	L	6-9	9	17-17-0	4-2-0	A. Quezada (L 1-4)	1203	3:42
Apr 17, 2018	at San Diego	L	4-10	9	17-18-0	4-2-0	D. Brown (L 1-1)	678	3:24
* Apr 20, 2018	HAWAII	w	6-3	9	18-18-0	5-2-0	C. Eastman (W 5-3)	1918	3:16
* Apr 21, 2018	HAWAII	L	4-6	(10)	18-19-0	5-3-0	D. Brown (L 1-2)	1718	3:07
* Apr 22, 2018	HAWAII	w	8-0	9	19-19-0	6-3-0	A. Quezada (W 2-4)	1413	2:33
Apr 24, 2018	at #9 UCLA	L	4-12	9	19-20-0	6-3-0	T. Bibee (L 2-4)	777	3:47
* Apr 27, 2018	at UC Irvine	w	8-3	9	20-20-0	7-3-0	C. Eastman (W 6-3)	1029	3:05
* Apr 28, 2018	at UC Irvine	w	5-3	9	21-20-0	8-3-0	B. Conine (W 2-0)	659	3:16
* Apr 29, 2018	at UC Irvine	w	7-6	(11)	22-20-0	9-3-0	B. Conine (W 3-0)	744	4:14
* 05/04/18	at UC Davis	w	5-4	9	23-20-0	10-3-0	C. Eastman (W 7-3)	259	2:54
* 05/05/18	at UC Davis	w	5-0	9	24-20-0	11-3-0	T. Wilson (W 4-0)	275	2:40
* 05/06/18	at UC Davis	w	5-0	9	25-20-0	12-3-0	A. Quezada (W 3-4)	224	2:29
* May 11, 2018	UC RIVERSIDE	w	3-2	9	26-20-0	13-3-0	C. Eastman (W 8-3)	1848	2:45
* May 12, 2018	UC RIVERSIDE	w	10-6	9	27-20-0	14-3-0	T. Wilson (W 5-0)	1857	2:53
* May 13, 2018	UC RIVERSIDE	L	2-4	9	27-21-0	14-4-0	A. Quezada (L 3-5)	1158	2:39
* May 17, 2018	CSUN	L	3-6	(14)	27-22-0	14-5-0	B. Conine (L 3-1)	1116	4:51
* May 19, 2018	CSUN	w	3-0	9	28-22-0	15-5-0	T. Wilson (W 6-0)	1179	2:50
* May 20, 2018	CSUN	w	11-4	9	29-22-0	16-5-0	A. Quezada (W 4-5)	1464	3:37
May 22, 2018	at Southern California	w	4-3	9	30-22-0	16-5-0	E. Cha (W 1-0)	278	3:34
* May 24, 2018	at Long Beach State	w	9-3	9	31-22-0	17-5-0	C. Eastman (W 9-3)	2052	3:30
* May 25, 2018	at Long Beach State	L	0-1	9	31-23-0	17-6-0	T. Bibee (L 2-5)	2762	2:45
* May 26, 2018	at Long Beach State	w	10-9	9	32-23-0	18-6-0	L. Anderson (W 1-0)	3015	3:53
Jun 01, 2018	vs Baylor	w	6-2	9	33-23-0	18-6-0	C. Eastman (W 10-3)	1284	3:04
Jun 02, 2018	vs #5 Stanford	w	2-1	9	34-23-0	18-6-0	B. Conine (W 4-1)	1967	3:25
Jun 03, 2018	vs #5 Stanford	w	5-2	9	35-23-0	18-6-0	T. Bibee (W 3-5)	2269	2:59
Jun 08, 2018	vs Washington	L	5-8	9	35-24-0	18-6-0	C. Eastman (L 10-4)	3469	3:53
Jun 09, 2018	vs Washington	w	5-2	9	36-24-0	18-6-0	T. Wilson (W 7-0)	3508	2:55
Jun 10, 2018	vs Washington	L	5-6	(10)	36-25-0	18-6-0	B. Conine (L 4-2)	3477	3:18

* = Conference game

() extra inning game

OVERALL STATISTICS

2018 Cal State Fullerton
Overall Statistics for Cal State Fullerton (as of Jan 25, 2019)
(All games Sorted by Batting avg)

Record: 36-25 Home: 16-10 Away: 16-13 Neutral: 4-2 Big West: 18-6

Player	avg	gp-gs	ab	r	h	2b	3b	hr	rbi	tb	slg%	bb	hp	so	gdp	ob%	sf	sh	sb-att	po	a	e	fld%
9 LoForte, Hank	.339	57-57	236	46	80	5	7	2	35	105	.445	19	5	30	2	.397	2	3	4-8	91	149	8	.968
50 Chamberlin, Jace	.309	41-24	97	7	30	2	0	1	15	35	.361	9	4	28	2	.391	0	2	0-0	20	1	1	.955
6 Berryhill, Mitchell	.295	59-57	207	31	61	8	3	0	23	75	.362	23	7	34	1	.384	0	21	10-12	129	3	2	.985
5 Cardenas, Ruben	.292	60-60	243	35	71	14	4	4	38	105	.432	21	6	30	2	.355	6	3	12-17	130	8	5	.965
23 Pavletich, Jake	.282	60-60	220	26	62	11	0	0	22	73	.332	17	10	42	3	.355	4	5	5-8	476	40	5	.990
10 Cope, Daniel	.280	61-57	225	28	63	14	0	5	44	92	.409	22	8	46	5	.356	6	4	4-6	461	47	4	.992
4 Valenzuela, Sahid	.272	61-61	254	38	69	14	4	0	22	91	.358	10	6	41	2	.313	2	5	5-6	92	170	12	.956
3 Prescott, Chris	.257	32-31	109	22	28	2	1	2	17	38	.349	9	5	22	1	.339	1	1	1-2	54	0	3	.947
18 Conine, Brett	.250	33-1	4	0	1	0	0	0	0	1	.250	0	0	1	0	.250	0	0	0-0	8	9	1	.944
2 Borgogno, Brett	.246	56-53	171	19	42	12	0	0	21	54	.316	12	2	40	8	.299	2	6	2-6	36	77	12	.904
32 Richards, Jairus	.246	46-33	114	20	28	7	2	0	13	39	.342	12	3	23	1	.333	0	2	2-3	30	0	1	.968
12 Minnis, Cody	.167	13-2	6	2	1	0	0	0	0	1	.167	1	0	3	0	.286	0	0	0-1	3	0	1	.750
33 Hernandez, Jordan	.148	28-7	27	6	4	1	0	0	3	5	.185	4	4	8	0	.343	0	4	0-0	23	0	0	1.000
8 Lasch, Tyler	.141	26-16	64	6	9	3	0	0	5	12	.188	8	3	5	0	.267	0	1	0-1	2	6	1	.889
31 Weisz, Zach	.139	33-9	36	4	5	1	0	0	1	6	.167	6	0	14	1	.262	0	3	1-1	27	0	0	1.000
26 Williams, Ryan	.091	10-3	11	1	1	0	0	0	1	1	.091	2	1	2	0	.286	0	1	0-0	1	2	0	1.000
38 Ciandro, Nick	.091	7-5	11	0	1	0	0	0	1	1	.091	1	0	5	1	.154	1	0	0-0	30	2	1	.970
35 Weller, Zach	.068	26-12	44	2	3	0	0	0	1	3	.068	3	0	18	0	.128	0	2	0-1	7	16	2	.920
22 Quezada, Andrew	.000	15-14	1	0	0	0	0	0	0	0	.000	0	0	1	0	.000	0	0	0-0	8	16	1	.960
Totals	.269	61	2080	293	559	94	21	14	262	737	.354	179	64	393	29	.342	24	63	46-72	1651	601	67	.971
Opponents	.256	61	2120	257	542	103	18	31	235	774	.365	157	40	512	31	.317	17	42	35-49	1639	695	66	.973

LOB - Team (476), Opp (470). DPs turned - Team (39), Opp (41). CI - Team (2), N. Ciandro 1, D. Cope 1. IBB - Team (9), R. Cardenas 2, T. Lasch 2, J. Pavletich 2, Chamberlin 1, M. Berryhill 1, R. Williams 1, Opp (5). Picked off - B. Borgogno 2, M. Berryhill 2, J. Pavletich 1, H. LoForte 1, Z. Weller 1, S.Valenzuela 1, J. Richards 1, C. Minnis 1, R. Cardenas 1.

(All games Sorted by Earned run avg)

Player	era	w-l	app	gs	cg	sho	sv	ip	h	r	er	bb	so	2b	3b	hr	b/avg	wp	hp	bk	sfa	sha
34 Wills, Joe	0.00	1-0	2	0	0	0/0	0	3.1	4	0	0	0	4	0	0	0	.286	0	0	0	0	0
30 Pabich, Jack	0.00	0-0	1	0	0	0/0	0	0.2	0	0	0	1	1	0	0	0	.000	1	0	0	0	0
17 Eastman, Colton	2.37	10-4	17	17	1	1/0	0	117.2	89	38	31	28	124	16	1	6	.209	11	7	1	2	11
27 Wilson, Tommy	2.61	7-0	20	13	0	0/2	0	89.2	81	31	26	22	81	15	4	6	.239	1	10	0	2	7
41 Anderson, Landon	2.70	1-0	7	1	0	0/0	0	10.0	12	6	3	6	5	0	0	2	.293	1	0	0	1	1
55 Workman, Blake	3.28	4-4	31	3	0	0/3	5	60.1	66	29	22	20	72	13	2	2	.281	4	3	1	3	5
25 Cha, Erik	3.72	1-0	10	0	0	0/0	0	9.2	8	5	4	2	5	2	0	0	.222	0	3	0	2	0
24 Bibee, Tanner	3.86	3-5	19	7	0	0/1	0	56.0	63	28	24	18	56	12	3	4	.281	4	3	2	3	3
22 Quezada, Andrew	3.90	4-5	14	14	3	2/0	0	83.0	89	43	36	19	58	22	1	5	.275	3	7	1	1	4
18 Conine, Brett	4.09	4-2	32	0	0	0/2	10	44.0	53	26	20	8	49	11	0	2	.291	7	4	0	3	5
13 Josten, Timothy	4.15	0-1	13	3	0	0/1	0	26.0	25	14	12	5	22	5	3	2	.243	5	1	0	0	1
37 Brown, Dillon	4.97	1-2	24	1	0	0/1	0	29.0	30	19	16	11	24	5	2	0	.265	3	1	0	0	3
19 Smith, Tyler	6.00	0-0	1	1	0	0/0	0	3.0	4	3	2	1	3	0	0	1	.333	0	0	0	0	0
20 Endersby, Jimmy	6.30	0-0	11	0	0	0/0	1	10.0	9	7	7	10	6	2	1	0	.237	2	0	0	0	1
42 Velasquez, Gavin	7.88	0-2	5	1	0	0/0	0	8.0	9	8	7	6	2	0	1	1	.281	2	1	0	0	1
Totals	3.43	36-25	61	61	4	6/3	16	550.1	542	257	210	157	512	103	18	31	.256	44	40	5	17	42
Opponents	3.97	25-36	61	61	1	2/1	14	547.0	559	293	241	179	393	94	21	14	.269	32	64	7	24	63

PB - Team (11), D. Cope 8, N. Ciandro 3, Opp (15). Pickoffs - Team (5), T. Smith 1, B. Conine 1, A. Quezada 1, T. Josten 1, C. Eastman 1, Opp (11). SBA/ATT - D. Cope (34-47), T. Bibee (9-9), C. Eastman (5-9), A. Quezada (4-5), B. Conine (5-5), T. Wilson (3-5), B. Workman (1-4), G. Velasquez (1-3), D. Brown (3-3), J. Endersby (2-2), T. Josten (1-2), N. Ciandro (1-1), L. Anderson (0-1), E. Cha (1-1).

CONFERENCE STATISTICS

Record: 18-6 Home: 9-3 Away: 9-3 Big West: 18-6

Player	avg	gp-gs	ab	r	h	2b	3b	hr	rbi	tb	slg%	bb	hp	so	gdp	ob%	sf	sh	sb-att	po	a	e	fld%
12 Minnis, Cody	.500	10-1	2	1	1	0	0	0	0	1	.500	1	0	1	0	.667	0	0	0-1	1	0	1	.500
50 Chamberlin, Jace	.417	15-7	36	5	15	0	0	0	6	15	.417	2	1	9	0	.462	0	1	0-0	0	0	0	.000
9 LoForte, Hank	.398	23-23	103	21	41	4	5	0	20	55	.534	3	3	9	0	.431	0	2	1-2	43	57	1	.990
26 Williams, Ryan	.333	2-1	3	0	1	0	0	0	1	1	.333	0	0	1	0	.333	0	1	0-0	0	0	0	.000
5 Cardenas, Ruben	.310	24-24	100	13	31	7	0	2	17	44	.440	6	4	12	0	.363	3	2	6-8	39	1	2	.952
23 Pavletich, Jake	.303	24-24	89	12	27	5	0	0	10	32	.360	8	4	17	1	.379	2	2	2-3	212	14	0	1.000
6 Berryhill, Mitchell	.298	24-24	84	18	25	6	1	0	7	33	.393	10	4	15	0	.398	0	13	7-7	50	0	0	1.000
4 Valenzuela, Sahid	.297	24-24	101	19	30	9	1	0	7	41	.406	4	3	14	2	.339	1	1	4-5	38	69	7	.939
10 Cope, Daniel	.293	24-24	99	11	29	6	0	2	25	41	.414	8	1	20	1	.345	2	3	3-3	200	27	2	.991
32 Richards, Jairus	.276	20-17	58	12	16	2	1	0	8	20	.345	4	2	14	1	.344	0	1	1-2	21	0	0	1.000
33 Hernandez, Jordan	.267	9-4	15	2	4	1	0	0	3	5	.333	2	1	2	0	.389	0	2	0-0	11	0	0	1.000
31 Weisz, Zach	.250	15-2	12	2	3	0	0	0	0	3	.250	0	0	4	1	.250	0	2	0-0	7	0	0	1.000
2 Borgogno, Brett	.222	24-24	81	6	18	5	0	0	11	23	.284	5	1	21	3	.270	2	3	0-3	23	34	3	.950
3 Prescott, Chris	.176	6-6	17	2	3	1	0	0	3	4	.235	2	2	5	0	.318	1	0	0-0	5	0	0	1.000
8 Lasch, Tyler	.136	9-6	22	4	3	0	0	0	2	3	.136	3	1	0	0	.269	0	1	0-0	1	4	1	.833
35 Weller, Zach	.063	7-4	16	1	1	0	0	0	1	1	.063	0	0	4	0	.063	0	0	0-0	0	3	0	1.000
Totals	.296	24	838	129	248	46	8	4	121	322	.384	58	27	148	9	.357	11	34	24-34	663	242	17	.982
Opponents	.239	24	819	76	196	36	5	13	72	281	.343	50	24	217	16	.301	5	22	5-11	645	270	30	.968

LOB - Team (194), Opp (182). DPs turned - Team (18), Opp (13). CI - Team (1), D. Cope 1. IBB - Team (3), J. Pavletich 2, Chamberlin 1, Opp (3). Picked off - H. LoForte 1, R. Cardenas 1, M. Berryhill 1, C. Minnis 1, B. Borgogno 1.

(Big West games only Sorted by Earned run avg)

Player	era	w-l	app	gs	cg	sho	sv	ip	h	r	er	bb	so	2b	3b	hr	b/avg	wp	hp	bk	sfa	sha
41 Anderson, Landon	0.00	1-0	1	0	0	0/0	0	3.0	1	0	0	0	1	0	0	0	.125	0	0	0	1	1
24 Bibee, Tanner	1.35	0-1	3	0	0	0/0	0	6.2	6	2	1	1	4	2	0	0	.240	1	1	0	1	0
17 Eastman, Colton	1.54	7-0	8	8	1	1/0	0	58.1	36	12	10	9	63	7	1	3	.176	2	5	0	0	5
22 Quezada, Andrew	2.67	4-2	8	8	3	2/0	0	54.0	47	17	16	10	42	9	0	4	.240	3	5	0	1	4
55 Workman, Blake	2.81	1-1	15	0	0	0/2	3	25.2	31	9	8	8	35	6	1	1	.307	1	3	0	1	5
27 Wilson, Tommy	3.14	3-0	8	8	0	0/2	0	43.0	41	15	15	12	39	5	1	4	.252	0	4	0	0	3
13 Josten, Timothy	3.52	0-0	5	0	0	0/1	0	7.2	8	3	3	2	7	2	1	1	.258	2	0	0	0	0
18 Conine, Brett	5.71	2-1	14	0	0	0/1	4	17.1	21	12	11	4	22	5	0	0	.296	4	3	0	1	2
37 Brown, Dillon	9.64	0-1	7	0	0	0/1	0	4.2	5	5	5	4	4	0	1	0	.294	1	1	0	0	2
25 Cha, Erik	13.50	0-0	2	0	0	0/0	0	0.2	0	1	1	0	0	0	0	0	.000	0	2	0	0	0
Totals	2.85	18-6	24	24	4	5/2	7	221.0	196	76	70	50	217	36	5	13	.239	14	24	0	5	22
Opponents	4.60	6-18	24	24	1	1/0	2	215.0	248	129	110	58	148	46	8	4	.296	7	27	3	11	34

PB - Team (4), D. Cope 4, Opp (3). Pickoffs - Team (1), C. Eastman 1, Opp (5). SBA/ATT - D. Cope (5-11), C. Eastman (1-3), T. Wilson (0-2), B. Conine (2-2), T. Bibee (1-1), A. Quezada (0-1), B. Workman (0-1), D. Brown (1-1).

SUMMARY STATISTICS

Score by innings	1	2	3	4	5	6	7	8	9	EX	Total
Cal State Fullerton	43	29	25	27	30	35	38	28	35	3	293
Opponents	36	26	17	29	32	19	21	44	26	7	257

Record when ...

Overall	36-25	After 6 leading	26-1
Conference	18-6 trailing	2-20
Non-Conference	18-19 tied	8-4
Home games	16-10	After 7 leading	29-1
Away games	16-13 trailing	2-22
Neutral site	4-2 tied	5-2
Day games	16-13	After 8 leading	29-1
Night games	20-12 trailing	2-24
vs Left starter	14-9 tied	5-0
vs Right starter	22-16		
1-Run games	12-6	Hit 0 home runs	27-20
2-Run games	3-7	... 1 home run	9-5
5+Run games	9-6	... 2+ home runs	0-0
Extra innings	2-3		
Shutouts	6-2	Opponent 0 home runs	22-15
	 1 home run	11-7
	 2+ HRs	3-3
Scoring 0-2 runs	5-9		
..... 3-5 runs	14-15	Made 0 errors	20-4
..... 6-9 runs	12-1 1 error	12-8
..... 10+ runs	5-0 2+ errors	4-13
Opponent 0-2 runs	17-3		
..... 3-5 runs	13-7	Opp. made 0 errors	12-11
..... 6-9 runs	6-11 1 error	14-8
..... 10+ runs	0-4 2+ errors	10-6
Scored in 1st inning	16-6	Out-hit opponent	21-6
Opp. scored in 1st	8-8	Out-hit by opponent	9-17
Scores first	26-6	Hits are tied	6-2
Opp. scores first	10-19		

Record when team scores:

Runs	0	1	2	3	4	5	6	7	8	9	10+
W-L	0-2	0-4	5-3	4-4	1-6	9-5	3-1	3-0	2-0	4-0	5-0

Record when opponent scores:

Runs	0	1	2	3	4	5	6	7	8	9	10+
W-L	6-0	5-1	6-2	10-2	3-1	0-4	4-7	0-0	0-1	2-3	0-4

Record when leading after:

Inn.	1	2	3	4	5	6	7	8
W-L	13-3	22-3	26-2	26-1	25-1	26-1	29-1	29-1

Record when trailing after:

Inn.	1	2	3	4	5	6	7	8
W-L	5-7	7-12	5-14	5-19	4-20	2-20	2-22	2-24

Record when tied after:

Inn.	1	2	3	4	5	6	7	8
W-L	18-15	7-10	5-9	5-5	7-4	8-4	5-2	5-0

Current losing streak: 1
Longest winning streak: 8
Longest losing streak: 4

Home attendance : 41784 (26 dates avg = 1607)
Away attendance : 58792 (35 dates avg = 1679)
Total attendance: 100576 (61 dates avg = 1648)

MISCELLANEOUS STATISTICS

Multiple Hit Games	2	3	4	5+	Total
9 LoForte, Hank	13	6	3	-	22
5 Cardenas, Ruben	14	6	-	-	20
10 Cope, Daniel	16	1	1	-	18
4 Valenzuela, Sahid	9	8	-	-	17
23 Pavletich, Jake	13	4	-	-	17
6 Berryhill, Mitchell	8	6	-	-	14
2 Borgogno, Brett	7	4	-	-	11
3 Prescott, Chris	8	-	-	-	8
50 Chamberlin, Jace	7	-	-	-	7
32 Richards, Jairus	2	1	-	-	3
8 Lasch, Tyler	2	-	-	-	2
TEAM	99	36	4	0	139

Multiple RBI Games	2	3	4	5+	Total
10 Cope, Daniel	6	1	2	-	9
5 Cardenas, Ruben	7	1	-	-	8
9 LoForte, Hank	6	1	1	-	8
23 Pavletich, Jake	3	1	-	-	4
3 Prescott, Chris	1	3	-	-	4
2 Borgogno, Brett	4	-	-	-	4
4 Valenzuela, Sahid	3	-	-	-	3
6 Berryhill, Mitchell	1	2	-	-	3
32 Richards, Jairus	3	-	-	-	3
50 Chamberlin, Jace	1	1	-	-	2
8 Lasch, Tyler	1	-	-	-	1
TEAM	36	10	3	0	49

Hitting Streaks	Longest	Current
9 LoForte, Hank	22	22
4 Valenzuela, Sahid	13	3
5 Cardenas, Ruben	9	-
23 Pavletich, Jake	8	3
3 Prescott, Chris	8	3
10 Cope, Daniel	7	-
6 Berryhill, Mitchell	7	2
50 Chamberlin, Jace	7	-
32 Richards, Jairus	5	-
2 Borgogno, Brett	5	-
33 Hernandez, Jordan	2	2
12 Minnis, Cody	1	-
38 Ciandro, Nick	1	-
18 Conine, Brett	1	1
8 Lasch, Tyler	1	-
31 Weisz, Zach	1	-
35 Weller, Zach	1	-
26 Williams, Ryan	1	-

Reached Base Streaks	Longest	Current
9 LoForte, Hank	45	45
6 Berryhill, Mitchell	15	9
4 Valenzuela, Sahid	13	3
3 Prescott, Chris	12	3
5 Cardenas, Ruben	11	-
10 Cope, Daniel	10	5
23 Pavletich, Jake	9	3
32 Richards, Jairus	8	-
50 Chamberlin, Jace	8	-
2 Borgogno, Brett	5	-
33 Hernandez, Jordan	3	3
8 Lasch, Tyler	3	1
12 Minnis, Cody	2	-
38 Ciandro, Nick	2	2
26 Williams, Ryan	2	-
35 Weller, Zach	2	-
31 Weisz, Zach	2	-
18 Conine, Brett	1	1

TEAM GAME HIGHS

Batting

At bats:	50	-	vs CSUN (May 17, 2018)
Runs scored:	13	-	at San Diego State (Apr 14, 2018)
Hits:	18	-	at San Diego State (Apr 14, 2018)
	18	-	vs CSUN (May 20, 2018)
RBIs:	12	-	at San Diego State (Apr 14, 2018)
Doubles:	6	-	at Long Beach State (May 24, 2018)
Triples:	3	-	vs Washington (Jun 09, 2018 at Fullerton, Calif.)
Home runs:	1	-	(14 times)
Total bases:	23	-	vs CSUN (May 20, 2018)
Walks:	10	-	at Tulane (Mar 02, 2018)
Strikeouts:	19	-	vs Houston (Feb 23, 2018)
Sac hits:	4	-	at Tulane (Mar 03, 2018)
	4	-	at UC Irvine (Apr 27, 2018)
Sac flies:	2	-	(5 times)
Stolen bases:	6	-	vs Hawaii (Apr 22, 2018)
Hit by pitch:	4	-	vs CSUN (May 17, 2018)
Caught stealing:	2	-	vs Houston (Feb 24, 2018)
	2	-	at San Diego State (Apr 14, 2018)
	2	-	vs UC Riverside (May 11, 2018)
Runners LOB:	15	-	vs Houston (Feb 25, 2018)
Hit into DP:	3	-	vs Nevada (Feb 20, 2018)

Fielding

Putouts:	45	-	vs Houston (Feb 23, 2018)
Assists:	16	-	vs Cal Poly (Apr 08, 2018)
	16	-	vs Hawaii (Apr 22, 2018)
Errors:	5	-	vs Houston (Feb 25, 2018)
	5	-	vs UCLA (Feb 27, 2018)
	5	-	vs Washington (Jun 08, 2018 at Fullerton, Calif.)
Passed balls:	1	-	(11 times)
DPs turned:	5	-	vs Hawaii (Apr 22, 2018)

Pitching

Innings pitched:	15.0	-	vs Houston (Feb 23, 2018)
Runs allowed:	12	-	vs UCLA (Feb 27, 2018)
	12	-	at UCLA (Apr 24, 2018)
Earned runs:	9	-	at San Diego (Apr 17, 2018)
	9	-	at UCLA (Apr 24, 2018)
Walks allowed:	7	-	at San Diego (Apr 17, 2018)
Strikeouts:	22	-	vs CSUN (May 17, 2018)
Hits allowed:	18	-	at UCLA (Apr 24, 2018)
Doubles allowed:	7	-	at UCLA (Apr 24, 2018)
Triples allowed:	2	-	vs Pepperdine (Apr 10, 2018)
Homers allowed:	3	-	vs UCLA (Feb 27, 2018)
Wild pitches:	6	-	at Stanford (Feb 16, 2018)
Hit batters:	4	-	vs CSUN (May 17, 2018)
	4	-	at Long Beach State (May 26, 2018)

INDIVIDUAL GAME HIGHS

Batting

At bats:	7	-	LoForte, Hank vs CSUN (May 17, 2018)
	7	-	Cope, Daniel vs CSUN (May 17, 2018)
Runs scored:	4	-	Berryhill, Mitchell at San Diego State (Apr 14, 2018)
Hits:	4	-	(4 times)
RBIs:	4	-	Cope, Daniel at San Diego State (Apr 14, 2018)
	4	-	Cope, Daniel at UC Davis (05/06/18)
	4	-	LoForte, Hank at Long Beach State (May 26, 2018)
Doubles:	3	-	Cardenas, Ruben at Tulane (Mar 03, 2018)
Triples:	1	-	(17 times)
Home runs:	1	-	(11 times)
Total bases:	6	-	(6 times)
Walks:	3	-	Richards, Jairus at Tulane (Mar 02, 2018)
	3	-	Cope, Daniel at Oregon State (Mar 11, 2018)
	3	-	Lasch, Tyler vs San Diego (Mar 20, 2018)
Strikeouts:	4	-	Prescott, Chris vs Houston (Feb 23, 2018)
Sac hits:	2	-	Valenzuela, Sahid at Tulane (Mar 03, 2018)
	2	-	Berryhill, Mitchell at Arizona State (Apr 04, 2018)
	2	-	Berryhill, Mitchell vs CSUN (May 17, 2018)
Sac flies:	1	-	(20 times)
Stolen bases:	2	-	(5 times)
Hit by pitch:	2	-	Pavletich, Jake at San Diego State (Apr 15, 2018)
Caught stealing:	1	-	(23 times)
Runners LOB:	6	-	Cope, Daniel vs Houston (Feb 25, 2018)
	6	-	Prescott, Chris at San Diego State (Apr 15, 2018)

Fielding

Putouts:	18	-	Cope, Daniel vs CSUN (May 17, 2018)
Assists:	8	-	LoForte, Hank vs Grand Canyon (Mar 17, 2018)
	8	-	Valenzuela, Sahid vs Cal Poly (Apr 08, 2018)
Errors:	3	-	Cardenas, Ruben vs UCLA (Feb 27, 2018)
Passed balls:	1	-	(10 times)

Pitching

Innings pitched:	9.0	-	Eastman, Colton at UC Santa Barbara (Mar 29, 2018)
	9.0	-	Quezada, Andrew vs Hawaii (Apr 22, 2018)
	9.0	-	Quezada, Andrew at UC Davis (05/06/18)
Runs allowed:	8	-	Quezada, Andrew at San Diego State (Apr 15, 2018)
Earned runs:	6	-	Quezada, Andrew at San Diego State (Apr 15, 2018)
Walks allowed:	3	-	(9 times)
Strikeouts:	13	-	Eastman, Colton vs UC Riverside (May 11, 2018)
Hits allowed:	11	-	Quezada, Andrew vs Hawaii (Apr 22, 2018)
Doubles allowed:	3	-	(6 times)
Triples allowed:	2	-	Josten, Timothy vs Pepperdine (Apr 10, 2018)
Homers allowed:	2	-	Quezada, Andrew vs Cal Poly (Apr 08, 2018)
Wild pitches:	4	-	Eastman, Colton at Stanford (Feb 16, 2018)
Hit batters:	2	-	(5 times)

SAVES

No.	Date	Opponent	Pitcher (Save #)	IP (H, R-ER, BB, K)

QUALITY PITCHING STARTS

No.	Date	Opponent	Pitcher (#)	IP (H, R-ER, BB, K)

2018 TITANS AT A GLANCE

Overall:	32-23
Home:	16-10
Road:	16-13
Neutral:	0-0
Big West Conference:	18-6
Big West Home:	9-3
Big West Road:	9-3
Versus Ranked Opponents:	2-9
Versus Unranked Opponents:	30-14
Morning Start:	0-0
Afternoon Start:	14-12
Evening Start:	18-11
February:	1-7
March:	9-8
April:	12-5
May:	10-3
June:	0-0
Mondays:	0-0
Tuesdays:	4-5
Wednesdays:	1-0
Thursdays:	2-1
Fridays:	9-5
Saturdays:	10-5
Sundays:	6-7
Fullerton homers:	8-3
Opponent homers:	10-5
when a reliever pitches:	27-18
when Andreson starts:	1-0
when Brown starts:	1-0
when Eastman starts:	10-4
when Quezada starts:	6-7
when Bibee starts:	1-3
when Josten starts:	2-1
when Smith starts:	1-0
when Velasquez starts:	0-1
when Wilson starts:	8-2
when Workman starts:	0-3
Last 5 Games:	4-1
Last 10 Games:	7-3
Weekend Series Win/Loss/Tie:	8/6/0
Weekend Series Sweeps/Been Swept:	4/1
Season Series Sweeps/Been Swept:	5/1
Extra Innings:	2-1
Current Streak:	W1
Longest Win Streak:	W8
Longest Loss Streak:	L4

2018 ROUND TRIPS

No.	Player	GM#-Date	Opponent	On Base	Inn.	Outs	Ct.	Score	Final
1.	Cardenas, R.	3 - Feb. 18	at #13 Stanford	1	7	1	0-0	5-6	L, 5-6
2.	Cope, D.	9 - March 2	at Tulane	0	6	2	1-0	7-0	W, 9-3
3.	Cope, D.	11 - March 4	at Tulane	0	4	0	0-0	1-0	L, 9-3
4.	Cope, D.	12 - March 9	at #1 Oregon State	0	2	0	0-0	1-0	W, 5-3
5.	Prescott, C.	13 - March 10	at #1 Oregon State	2	6	2	2-1	4-4	L, 4-6
6.	LoForte, H.	16 - March 17	vs. Grand Canyon	0	5	0	0-0	8-1	W, 10-2
7.	Cardenas, R.	29 - April 7	vs. Cal Poly	1	3	1	1-0	4-1	W, 5-4
8.	Prescott, C.	34 - April 15	at San Diego State	2	4	1	1-0	5-9	L, 9-6
9.	Cope, D.	36 - April 20	vs. Hawaii	1	7	0	1-2	6-3	W, 6-3
10.	Cardenas, R.	42 - April 29	at UC Irvine	0	7	0	1-0	6-3	W, 7-6
11.	Cope, D.	45 - May 6	at UC Davis	2	7	2	2-1	5-0	W, 5-0

RECORDS VS. TEAMS

Arizona State	2-0
Cal Poly	3-0
CSUN	2-1
Stanford	0-3
Nevada	0-1
Grand Canyon	3-0
Hawai'i	2-1
Houston	1-2
Long Beach State	3-3
Oregon State	1-2
Pepperdine	1-0
San Diego	1-1
San Diego State	1-2
Tulane	2-1
UC Davis	3-0
UCLA	0-2
UC Irvine	3-0
UC Santa Barbara	1-2
UC Riverside	2-1
USC	1-1

RECORDS VS. CONFERENCE

American	3-3
Big West	19-8
Pac-12	4-8
Mountain West	1-3
WAC	3-0
WCC	2-1

THE LAST TIME

TEAM

Won 5 or more consecutive games8, April 27 - May 12, 2018
 Won 10 or more consecutive games10, May 15-June 6, 2015
 Won 15 or more consecutive games17, March 2-April 2, 1999
 Won 15 or more consecutive home games15, March 11-April 29, 2017
 Won 20 or more consecutive home games22, Jan. 31-April 19, 2003
 Won 5 or more consecutive conference games8, April 27-May 12
 Won 5 or more consecutive conference home games5, April 7 - April 29, 2017
 Won 10 or more consecutive conference home games11, March 11, 2014 - current
 Won 5 or more consecutive road games6, April 26-current
 Won 5 or more consecutive conference road games6, April 26-current
 Lost 5 or more consecutive games5, March 24, 2017 - March 31, 2017
 Lost 5 or more consecutive conference games5, April 12-19, 2014

Scored 10 or more runs in a game10, at Long Beach State (May 26, 2018)
 Scored 10 or more runs in consecutive gamesApril 2-April 4, 2017 (UCR & USD)
 Scored 10 or more runs in three consecutive gamesMay 31-June 6, 2009
 Scored 15 or more runs in a game16, at CSUN (May, 20 2017)
 Scored 20 or more runs in a game25 vs. Pacific (March 30, 2013)
 Scored 25 or more runs in a game25 vs. Pacific (March 30, 2013)
 Allowed 10 or more runs in a game12, vs. #11 UCLA (Feb. 27, 2018)

Was shutout1-0, at Long Beach State (May 25, 2018)
 Was shutout at home2-0 vs. Nevada (Feb 20, 2018)
 Was shutout in consecutive games1-0, 5-0 at Long Beach State (May 2-3, 2014)
 Was shutout on the road1-0, at Long Beach State (May 25, 2018)
 Was shutout at a neutral field3-0 vs. Austin Peay (June 3, 2012)

Shut out an opponent (9-inn. game)3-0, vs. CSUN (May 19, 2018)
 Shut out an opponent at home3-0, vs. CSUN (May 20, 2018)
 Shut out an opponent on the road5-0, at UC Davis (May 6, 2018)
 Shut out consecutive opponents5-0 and 5-0 at UC Davis (May 5-6, 2018)
 Shut out three consecutive opponentsNA
 Swept a 3-game seriesat UC Davis (May 4-6th, 2018)
 Swept back-to-back 3-game series
at UC Irvine (April 27-29, 2018); at UC Davis (May 4-6, 2018)
 Swept 4 or more 3-game series
5, vs. Indiana (Feb. 26-28, 2016), vs. Wichita State (March 11-13, 2016),
vs. CSUN (April 1-3, 2016), vs. UC Davis (April 15-17, 2016),
vs. UC Riverside (May 6-8, 2016)
 Swept a 3-game conference seriesat UC Davis (May 4-6th, 2018)
 Swept a 3-game home seriesvs. Cal Poly (April 6-8th, 2018)
 Swept a 3-game road seriesat UC Davis (May 4-6th, 2018)
 Swept a 3-game non-conference seriesvs. Grand Canyon (March 16-18th, 2018)
 Swept a 3-game road conference seriesat UC Davis (May 4-6th, 2018)
 Was swept in a 3-game seriesat No. 13 Stanford (Feb. 16-18, 2018)
 Was swept in a 3-game home seriesvs. Cal State Northridge (April 26-28, 2002)
 Was swept in a 3-game road seriesat No. 13 Stanford (Feb. 16-18, 2018)
 Was swept in a conference home seriesvs. Cal State Northridge (April 26-28, 2002)
 Was swept in a road conference seriesat #3 Cal Poly (Apr. 17-19, 2014)
 Swept a 4-game seriesat Hawai'i (March 25-27, 2011)

HOME RUNS

Had back-to-back homersDillon Persinger, Niko Pacheco, 4th inning (April 23, 2017)
 Hit 3 consecutive home runsvs. Cal Poly (Apr. 18, 1999)
David Bacani, Reed Johnson, Spencer Oborn
 Hit 4 or more home runs in a game4, at CSUN (May, 2017)
 Hit 5 or more home runs in a game5 vs. UC Santa Barbara (May 14, 2017)
 Homered in 5 or more consecutive games6, May 7, 2017 - May 15, 2017

Had 15 or more hits in a game18, vs. CSUN (May 20, 2018)
 Had 20 or more hits in a game21 at #24 UC Santa Barbara (May 14, 2015)
 Had 10 or more hits in 5 consecutive games9, March 28 - April 13 2017
 10 or more hits in 10 consecutive games15, April 17-May 14, 2010

PITCHING

Walked 10 or more batters10, vs. UC Riverside (May 19, 2012)
 Struck out 10 or more batters11, vs. at Long Beach State (May 24, 2018)
 Struck out 15 or more batters21, vs. CSUN (May 17, 2018)
 Struck out 20 or more batters21, vs. CSUN (May 17, 2018)

INDIVIDUAL

Home Runs

Hit a grand slamDavid Olmedo-Barrera vs. Cal Poly (April 4, 2015)
 Opp. hit a grand slamRyan Fitzpatrick vs. UC Irvine (April 30, 2017)
 Hit a HR to begin a game (home)Timmy Richards vs. UCLA (April 26, 2016)
 Hit HR to begin a game (road)Scott Hurst at CSUN (May 20, 2017)
 Hit a leadoff HR (inning)Ruben Cardenas (7th inning at UC Irvine (April 29, 2018)
 Opp. Hit a leadoff HR to begin gameJarren Duran vs. Long Beach State (March 23, 2018)
 Opp. Hit a leadoff HR (inning)Colby Schulz vs. UC Riverside, 9th inning (May 16, 2018)
 Hit HR in First CSF At-BatTurner Buis, 6th inn vs. San Diego (March 10, 2015)
 Hit exactly 2 HR in a gameScott Hurst vs. UC Santa Barbara (May 14, 2017)
 Hit exactly 3 HR in a gameChristian Colon at Washington (March 19, 2010)
 Hit exactly 4 HR in a gameScott Hurst, at CSUN (May, 2017)
 Hit an inside the park HRScott Hurst at UC Riverside (April 2, 2017)
 Opponent had a multi HR game:Cole Kreuter 2, at UC Irvine (April 29, 2018)
 CSF player hit 3 HR in game (Home)Khris Davis, Mar. 1, 2009 vs. Stanford
 CSF player hit 3 HR in a game (Road)Christian Colon at Washington (March 19, 2010)
 CSF player hit 4 HR in game (Home)NA
 CSF player hit 4 HR in a game (Road)Scott Hurst, at CSUN (May, 2017)
 Had a walk-off hitTimmy Richards vs. Maryland (March 18, 2016)
 Had a walk-off walkJerrod Bravo vs. #19 Arizona State (May 30, 2015)
 Had a walk-off hit-by-pitchDakota Wix vs. Indiana (Feb. 27, 2016)
 Had a walk-off home runTimmy Richards vs. Maryland (March 18, 2016)
 Back-to-back walk-off hitsCarlos Lopez vs. UC Irvine (May 18-19, 2013)
 Back-to-back walk-off home runsCarlos Lopez vs. UC Irvine (May 18-19, 2013)
 Homered in consecutive games
Daniel Cope March 4, 2018 vs Tulane, March 9, 2018 vs. #1 Oregon State
 Hit for the cycleJake Jefferies (March 29, 2013)
natural: 2-run 1B (1st inn.), 2-run 2B (3rd inn.), 1-run 3B (5th inn.), 2-run HR (6th inn.)

Runs

Scored 4 or more runs in a game4, Mitchell Berryhill at San Diego State (April 14, 2018)
 Scored 5 or more runs in a game6, Scott Hurst at CSUN (May, 2017)
 Scored 6 or more runs in a game6, Scott Hurst at CSUN (May, 2017)

Hits

Had 4 hits in a game4, Hank LoForte at Long Beach State (May 26, 2018)
 Had 5 or more hits in a game5, Scott Hurst at CSUN (May 20, 2017)

RBIs

Had 4 RBI in a gameHank LoForte at Long Beach State (May 26, 2018)
 Had 5 RBI in a gameTaylor Bryant vs. #23 Stanford (Feb. 18, 2017)
 Had 6 RBI in a gameRuben Cardenas at #24 UC Santa Barbara (May 14, 2016)
 Had 7 RBI in a gameScott Hurst at CSUN (May, 2017)
 Had 8 or more RBI in a game8, David Olmedo-Barrera vs. Cal Poly (April 4, 2015)

Stolen Bases

Stole 3 bases in a gameJosh Vargas vs. UC Davis (April 15, 2016)

Walks

Walked 3 times in a game3, Daniel Cope vs. #1 Oregon State (March 11, 2018)
 Walked 4+ times in a game4, Dillon Persinger vs. UC Irvine (April 29, 2017)

Complete Games

Pitched a 9-inning complete gameAndrew Quezada at UC Davis (May 6, 2018)
 Pitched a complete gameAndrew Quezada at UC Davis (May 6, 2018)
 Pitched a 10-inning complete gameThomas Eshelman vs. Hawaii (Apr. 25, 2014)
 Pitched a complete-game shutoutAndrew Quezada at UC Davis (May 6, 2018)
 Pitched a 10-inning CG shutoutThomas Eshelman vs. Hawaii (Apr. 25, 2014)
 Had 10+ Innings Pitched in a Game10.0, Grahmann Wiest vs. Hawaii (Apr. 27, 2014)
 Pitched a no-hitterColton Eastman at UC Santa Barbara (March 29, 2018)
 Opp. Pitched a no-hitterJoe Magrane vs. Arizona (4-1, Feb. 10, 1984)

Strikeouts

Pitched immaculate inning Colton Eastman (2nd inn) vs. Long Beach State (March 23, 2018)
 Struck out five in a row5, Connor Seabold vs. UC Santa Barbara (May 12, 2017)
 Struck out six-plus in a row6, Tyler Peitzmeier vs. South Florida (Feb. 13, 2015)
 Struck out 10 in a game11, Colton Eastman vs. CSUN (May 17, 2018)
 Struck out 11 in a game11, Colton Eastman vs. CSUN (May 17, 2018)
 Struck out 12 in a game13, Colton Eastman vs. UC Riverside (May 11, 2018)
 Struck out 14 in a gameJohn Gavin vs. New Mexico (March 19, 2017)

Miscellaneous

Turned a Triple Playvs. San Diego State (5-4-3 TP, May 15, 2008)
 Hit into a Triple Playat #10 Oklahoma State (1-6-3 TP, May 31, 2014)
 Stole Home (Double Steal)Carlos Lopez vs. Pacific (Apr. 29, 2011)
 Opp. Stole Home (Double Steal)Kyle Garlick at #9 Oregon (Mar. 1, 2014)
 Stole Home (Non Double Steal)Gary Brown at Cal State Northridge (Apr. 9, 2009)

PITCHING APPEARANCES

#13 • Timothy Josten • LHP

Date	Opponent	IP	H	R	ER	BB	SO	DEC.
------	----------	----	---	---	----	----	----	------

#15 • Evan Larsen • RHP

Date	Opponent	IP	H	R	ER	BB	SO	DEC.
------	----------	----	---	---	----	----	----	------

#17 • Michael Knorr • RHP

Date	Opponent	IP	H	R	ER	BB	SO	DEC.
------	----------	----	---	---	----	----	----	------

#20 • Jimmy Endersby • RHP

Date	Opponent	IP	H	R	ER	BB	SO	DEC.
------	----------	----	---	---	----	----	----	------

#24 • Tanner Bibee • RHP

Date	Opponent	IP	H	R	ER	BB	SO	DEC.
------	----------	----	---	---	----	----	----	------

#25 • Joe Magrisi • LHP

Date	Opponent	IP	H	R	ER	BB	SO	DEC.
------	----------	----	---	---	----	----	----	------

#27 • Kyle Luckham • RHP

Date	Opponent	IP	H	R	ER	BB	SO	DEC.
------	----------	----	---	---	----	----	----	------

#34 • Gavin Velasquez • RHP

Date	Opponent	IP	H	R	ER	BB	SO	DEC.
------	----------	----	---	---	----	----	----	------

#37 • Dillon Brown • RHP

Date	Opponent	IP	H	R	ER	BB	SO	DEC.
------	----------	----	---	---	----	----	----	------

#40 • Matthew Sanchez • RHP

Date	Opponent	IP	H	R	ER	BB	SO	DEC.
------	----------	----	---	---	----	----	----	------

#41 • Landon Anderson • LHP

Date	Opponent	IP	H	R	ER	BB	SO	DEC.
------	----------	----	---	---	----	----	----	------

#43 • Damon Treadwell • RHP

Date	Opponent	IP	H	R	ER	BB	SO	DEC.
------	----------	----	---	---	----	----	----	------

#44 • Michael Weisberg • RHP

Date	Opponent	IP	H	R	ER	BB	SO	DEC.
------	----------	----	---	---	----	----	----	------

#47 • Brady Barcellos • LHP

Date	Opponent	IP	H	R	ER	BB	SO	DEC.
------	----------	----	---	---	----	----	----	------

#51 • Titus Groeneweg • LHP

Date	Opponent	IP	H	R	ER	BB	SO	DEC.
------	----------	----	---	---	----	----	----	------

PITCHING APPEARANCES CONTINUED

SEASON & CAREER HIGHS

#1 ZACH LEW

SEASON HIGHS VS CAREER HIGHS

N/A.....	At Bats.....	Same
N/A.....	Runs.....	Same
N/A.....	Hits.....	Same
N/A.....	RBI.....	Same
N/A.....	Home Run.....	Same
N/A.....	Doubles.....	Same
N/A.....	Triples.....	Same
N/A.....	Walks.....	Same
N/A.....	Stolen Bases.....	Same

#2 BRETT BORGOGNO

SEASON HIGHS VS CAREER HIGHS

5, 2x, last at UC Irvine (4/29/18).....	At Bats.....	Same
2, 3x, last vs. CSUN (5/20/18).....	Runs.....	Same
3, 3x, last vs. CSUN (5/20/18).....	Hits.....	Same
2, 2x, last at UC Santa Barbara (3/29/18).....	RBI.....	Same
N/A.....	Home Run.....	Same
1, 10x, last at Long Beach State (5/24/18).....	Doubles.....	Same
N/A.....	Triples.....	Same
1, 10x, at Long Beach State (5/26/18).....	Walks.....	Same
1, 2x, last at USC (5/22/18).....	Stolen Bases.....	Same

#3 BRYCE WOOLDRIDGE

SEASON HIGHS VS CAREER HIGHS

N/A.....	At Bats.....	Same
N/A.....	Runs.....	Same
N/A.....	Hits.....	Same
N/A.....	RBI.....	Same
N/A.....	Home Run.....	Same
N/A.....	Doubles.....	Same
N/A.....	Triples.....	Same
N/A.....	Walks.....	Same
N/A.....	Stolen Bases.....	Same

#4 SAHID VALENZUELA

SEASON HIGHS VS CAREER HIGHS

6, vs. #24 Houston (2/23/18).....	At Bats.....	7, vs. UC Irvine (4/29/17)
3, at Long Beach State (5/24/18).....	Runs.....	3, 2x, last at Long Beach State (5/24/18)
3, 8x, last at Long Beach State (5/24/18).....	Hits.....	4, at UCLA (03.28.17)
2, 3x, last at UC Riverside (5/13/18).....	RBI.....	3, at Arizona State (03.08.17)
2, vs. CSUN (5/17/18).....	Doubles.....	Same
1, 2x, last at UC Riverside (5/13/18).....	Triples.....	1, 5x, last at UC Riverside (5/13/18)
N/A.....	Home Runs.....	1, vs. UC Santa Barbara (5/12/17)
1, 10x, at Long Beach State (5/24/18).....	Walks.....	2, 2x, last at CSUN (5.20.17)
2, vs. Hawaii (4/20/18).....	Stolen Bases.....	Same

#5 AJ Curtis

SEASON HIGHS VS CAREER HIGHS

N/A.....	At Bats.....	Same
N/A.....	Runs.....	Same
N/A.....	Hits.....	Same
N/A.....	RBI.....	Same
N/A.....	Home Run.....	Same
N/A.....	Doubles.....	Same
N/A.....	Triples.....	Same
N/A.....	Walks.....	Same
N/A.....	Stolen Bases.....	Same

#6 MITCHELL BERRYHILL

SEASON HIGHS VS CAREER HIGHS

5, 11x, last at UC Riverside (5/12/18).....	At Bats.....	Same
4, at San Diego State (4/14/18).....	Runs.....	Same
3, 6x, last at UC Davis (5/6/18).....	Hits.....	Same
3, 2x, last vs. CSUN (5/20/18).....	RBI.....	Same
N/A.....	Home Run.....	Same
2, 2x, last vs. CSUN (5/20/18).....	Doubles.....	Same
1, 2x, last at San Diego State (4/15/18).....	Triples.....	Same
2, at Tulane (3/2/18).....	Walks.....	Same
2, 2x, last at UC Riverside (5/11/18).....	Stolen Bases.....	Same

#8 KORREY SIRACUSA

SEASON HIGHS VS CAREER HIGHS

N/A.....	At Bats.....	Same
N/A.....	Runs.....	Same
N/A.....	Hits.....	Same
N/A.....	RBI.....	Same
N/A.....	Home Run.....	Same
N/A.....	Doubles.....	Same
N/A.....	Triples.....	Same
N/A.....	Walks.....	Same
N/A.....	Stolen Bases.....	Same

#9 HANK LoFORTE

SEASON HIGHS VS CAREER HIGHS

7, last vs. CSUN (5/17/18).....	At Bats.....	Same
3, vs. Grand Canyon (3/17/18).....	Runs.....	Same
4, 3x, last at Long Beach State (5/26/18).....	Hits.....	Same
4, at Long Beach State (5/26/18).....	RBI.....	Same
2, vs. UC Riverside (5/12/18).....	Doubles.....	1, 7x, last vs. Hawaii (4/21/18)
1, 4x, last at UC Irvine (4/28/18).....	Triples.....	1, 10x, last at UC Irvine (4/28/18)
1, vs. Grand Canyon (3/17/18).....	Home Runs.....	Same
2, 4x, last at Arizona State (4/3/18).....	Walks.....	2, 7x, last at Arizona State (4/3/18)
1, 3x, last at UC Irvine (4/27/18).....	Stolen Bases.....	1, 7x, last at UC Irvine (4/27/18)
2, vs. San Diego (3/20/18).....	Doubles.....	Same
Same.....	Triples.....	NA
4, last vs. Hawaii (4/20/18).....	Home Runs.....	1, 5x, last vs. Hawaii (4/20/18)
3, at #1 Oregon State (3/11/18).....	Walks.....	Same
1, 4x, last at UC Irvine (4/22/18).....	Stolen Bases.....	Same

SEASON & CAREER HIGHS

#10 DANIEL COPE

SEASON HIGHS	VS.	CAREER HIGHS
7, vs. CSUN (5/17/18)	At Bats	Same
2, 2x, last at Tulane (3/3/18)	Runs	2, 4x, last at Tulane (3/3/18)
4, at San Diego State (4/14/18)	Hits	4, 2x, last at San Diego State (4/14/18)
4, 2x, last at UC Davis (5/6/18)	RBI	Same
2, vs. San Diego (3/20/18)	Doubles	Same
Same	Triples	NA
4, last vs. Hawaii (4/20/18)	Home Runs	1, 5x, last vs. Hawaii (4/20/18)
3, at #1 Oregon State (3/11/18)	Walks	Same
1, 4x, last at UC Irvine (4/22/18)	Stolen Bases	Same

#13 TIMOTHY JOSTEN

SEASON HIGHS	VS.	CAREER HIGHS
4.0, at Arizona State (4/4/18)	Innings Pitched	Same
3, 3x, vs. Pepperdine (4/10/18)	Strikeouts	Same
6, vs. UC Riverside (5/12/18)	Hits Allowed	Same
4, at #9 UCLA (4/24/18)	Runs Allowed	Same
3, vs. UC Riverside (5/12/18)	Earned Runs Allowed	Same
2, 2x, last at Long Beach State (5/24/18)	Walks Allowed	Same
N/A	Wins	Same

#15 EVAN LARSON

SEASON HIGHS	VS.	CAREER HIGHS
Same	Innings Pitched	NA
Same	Strikeouts	NA
Same	Hits Allowed	NA
Same	Runs Allowed	NA
Same	Earned Runs Allowed	NA
Same	Walks Allowed	NA
Same	Wins	NA

#17 MICHAEL KNORR

SEASON HIGHS	VS.	CAREER HIGHS
Same	Innings Pitched	NA
Same	Strikeouts	NA
Same	Hits Allowed	NA
Same	Runs Allowed	NA
Same	Earned Runs Allowed	NA
Same	Walks Allowed	NA
Same	Wins	NA

#18 KAMERON GUANGORENA

SEASON HIGHS	VS.	CAREER HIGHS
N/A	At Bats	Same
N/A	Runs	Same
N/A	Hits	Same
N/A	RBI	Same
N/A	Home Run	Same
N/A	Doubles	Same
N/A	Triples	Same
N/A	Walks	Same
N/A	Stolen Bases	Same

#19 TREVOR CADD

SEASON HIGHS	VS.	CAREER HIGHS
N/A	At Bats	Same
N/A	Runs	Same
N/A	Hits	Same
N/A	RBI	Same
N/A	Home Run	Same
N/A	Doubles	Same
N/A	Triples	Same
N/A	Walks	Same
N/A	Stolen Bases	Same

#20 JIMMY ENDERSBY

SEASON HIGHS	VS.	CAREER HIGHS
2.0, vs. Long Beach State (3/23/18)	Innings Pitched	Same
2, 2x, last vs. Long Beach State (3/23/18)	Strikeouts	Same
3, vs. San Diego (3/20/18)	Hits Allowed	Same
3, vs. San Diego (3/20/18)	Runs Allowed	Same
3, vs. San Diego (3/20/18)	Earned Runs Allowed	Same
3, at #13 Stanford (2/16/18)	Walks Allowed	Same
N/A	Wins	Same

#23 JAKE PAVLETICH

SEASON HIGHS	VS.	CAREER HIGHS
5, 8x, last vs. CSUN (5/20/18)	At Bats	5, 11x, last vs. CSUN (5/20/18)
3, at UC Irvine (4/27/18)	Runs	Same
3, 4x, last at UC Davis (5/4/18)	Hits	3, 5x last at San Diego State (4/14/18)
3, at Long Beach State (5/24/18)	RBI	Same
N/A	Home Runs	1, vs. San Diego (4/4/17)
2, at Long Beach State (5/24/18)	Doubles	Same
NA	Triples	NA
2, 3x, last vs. UC Riverside (5/11/18)	Walks	2, 4x last vs. UC Riverside (5/11/18)
1, 4x, last at Long Beach State (5/25/18)	Stolen Bases	1, 7x, last at Long Beach State (5/25/18)

#24 TANNER BIBEE

SEASON HIGHS	VS.	CAREER HIGHS
7.0, vs. USC (3/27/18)	Innings Pitched	Same
8, at Arizona State (4/3/18)	Strikeouts	Same
9, vs. USC (3/27/18)	Hits Allowed	Same
4, at #13 Stanford (2/18/18)	Runs Allowed	Same
4, at #13 Stanford (2/18/18)	Earned Runs Allowed	Same
3, at #1 Oregon State (3/10/18)	Walks Allowed	Same
2	Wins	Same

#25 JOE MAGRISI

Same	Innings Pitched	NA
Same	Strikeouts	NA
Same	Hits Allowed	NA
Same	Runs Allowed	NA
Same	Earned Runs Allowed	NA
Same	Walks Allowed	NA
Same	Wins	NA

SEASON & CAREER HIGHS

#26 JACKSON LYON

SEASON HIGHS VS CAREER HIGHS

N/A	At Bats	Same
N/A	Runs	Same
N/A	Hits	Same
N/A	RBI	Same
N/A	Home Run	Same
N/A	Doubles	Same
N/A	Triples	Same
N/A	Walks	Same
N/A	Stolen Bases	Same

#27 KYLE LUCKHAM

SEASON HIGHS VS CAREER HIGHS

Same	Innings Pitched	NA
Same	Strikeouts	NA
Same	Hits Allowed	NA
Same	Runs Allowed	NA
Same	Earned Runs Allowed	NA
Same	Walks Allowed	NA
Same	Wins	NA

#30 JASON BRANDOW

SEASON HIGHS VS CAREER HIGHS

N/A	At Bats	Same
N/A	Runs	Same
N/A	Hits	Same
N/A	RBI	Same
N/A	Home Run	Same
N/A	Doubles	Same
N/A	Triples	Same
N/A	Walks	Same
N/A	Stolen Bases	Same

#32 JAIRUS RICHARDS

SEASON HIGHS VS CAREER HIGHS

6, vs. CSUN (5/17/18)	At Bats	Same
2, 2x, last at Long Beach State (5/26/18)	Runs	Same
3, at UC Davis (5/5/18)	Hits	Same
2, 3x, last at UC Davis (5/5/18)	RBI	Same
N/A	Home Run	Same
1, 6x, at Long Beach State (5/24/18)	Doubles	Same
1, last at UC Davis (5/5/18)	Triples	Same
3, at Tulane (3/2/18)	Walks	Same
1, at Tulane (3/2/18)	Stolen Bases	Same

#33 JORDAN HERNANDEZ

SEASON HIGHS VS CAREER HIGHS

3, 2x, last at UC Santa Barbara (3/29/18)	At Bats	Same
1, 5x, last at San Diego State (4/14/18)	Runs	Same
1, 2x, last vs. Cal Poly (4/8/18)	Hits	Same
1, at UC Santa Barbara (3/29/18)	RBI	Same
N/A	Home Run	Same
1, vs. Cal Poly 4/8/18)	Doubles	Same
N/A	Triples	Same
1, at Tulane (3/2/18)	Walks	Same
N/A	Stolen Bases	Same

#34 GAVIN VELASQUEZ

SEASON HIGHS VS CAREER HIGHS

2.0, 2x, last vs. #24 Houston (2/24/18)	Innings Pitched	7.0, 2x last vs. Gonzaga (3/11/17)
1, vs. Nevada (2/20/18)	Strikeouts	4 vs. Stanford (2.16. 17)
3, at Tulane (3/4/18)	Hits Allowed	10, vs. UC Irvine (4/30/17)
3, vs. #11 UCLA (2/27/18)	Runs Allowed	7, vs. UC Irvine (4/30/17)
3, vs. #11 UCLA (2/27/18)	Earned Runs Allowed	7, vs. UC Irvine (4/30/17)
2, at #13 Stanford (2/17/18)	Walks Allowed	3, 2x, last vs. UCLA (5/9/17)
NA	Wins	4
NA	Saves	NA

#35 ZACH WELLER

SEASON HIGHS VS CAREER HIGHS

4, at UC Davis (5/6/18)	At Bats	4, 5x, last at UC Davis (5/6/18)
1, 2x, last at UC Davis (5/6/18)	Runs	2, 3x, last vs. San Diego (4/18/17)
1, 3x, last at UC Davis (5/6/18)	Hits	2, 3x, last at Hawaii (5/7/17)
1, vs. Long Beach State (5/24/18)	RBI	3, at. San Diego (03.21.17)
Same	Doubles	1, vs. San Diego (4/4/17)
Same	Triples	1, vs. USC (4/14/17)
Same	Home Runs	1, 2x, last at Hawaii (5/7/17)
1, 3x, last at Arizona State (4/4/18)	Walks	2, vs. USC (4/14/17)
Same	Stolen Bases	NA

#37 DILLON BROWN

SEASON HIGHS VS CAREER HIGHS

3.1, at #13 Stanford (2/18/18)	Innings Pitched	Same
3, at #13 Stanford (2/18/18)	Strikeouts	Same
5, vs. Grand Canyon (3/16/18)	Hits Allowed	Same
3, vs. Grand Canyon (3/16/18)	Runs Allowed	3 3x, last vs. Grand Canyon (3/16/18)
3, vs Grand Canyon(3/16/18)	Earned Runs Allowed	Same
2, at #1 Oregon State (3/11/18)	Walks Allowed	2,, 2x, last #1 Oregon State (3/11/18)
1	Wins	1
N/A	Saves	1

SEASON & CAREER HIGHS

#39 JEFF PELLEGRINO

SEASON HIGHS	VS.	CAREER HIGHS
N/A	At Bats	Same
N/A	Runs	Same
N/A	Hits	Same
N/A	RBI	Same
N/A	Home Run	Same
N/A	Doubles	Same
N/A	Triples	Same
N/A	Walks	Same
N/A	Stolen Bases	Same

#40 MATTHEW SANCHEZ

Same	Innings Pitched	NA
Same	Strikeouts	NA
Same	Hits Allowed	NA
Same	Runs Allowed	NA
Same	Earned Runs Allowed	NA
Same	Walks Allowed	NA
Same	Wins	NA

#41 LANDON ANDERSON

SEASON HIGHS	VS.	CAREER HIGHS
3.0, at Long Beach State (5/26/18)	Innings Pitched	Same
2, at Tulane (3/4/18)	Strikeouts	Same
3, at San Diego State (4/15/18)	Hits Allowed	Same
4, at #9 UCLA (2/27/18)	Runs Allowed	Same
1, 2x, at #9 UCLA (2/27/18)	Earned Runs Allowed	Same
2, 3x, last at San Diego (4/17/18)	Walks Allowed	Same
1	Wins	Same

#42 ISAIAH GARCIA

PITCHING SEASON HIGHS	VS.	CAREER HIGHS
N/A	At Bats	Same
N/A	Runs	Same
N/A	Hits	Same
N/A	RBI	Same
N/A	Home Run	Same
N/A	Doubles	Same
N/A	Triples	Same
N/A	Walks	Same
N/A	Stolen Bases	Same

#43 DAMON TREADWELL

SEASON HIGHS	VS.	CAREER HIGHS
Same	Innings Pitched	NA
Same	Strikeouts	NA
Same	Hits Allowed	NA
Same	Runs Allowed	NA
Same	Earned Runs Allowed	NA
Same	Walks Allowed	NA
Same	Wins	NA

#44 MICHAEL WEISBERG

SEASON HIGHS	VS.	CAREER HIGHS
Same	Innings Pitched	NA
Same	Strikeouts	NA
Same	Hits Allowed	NA
Same	Runs Allowed	NA
Same	Earned Runs Allowed	NA
Same	Walks Allowed	NA
Same	Wins	NA

#46 MAX MILLER

SEASON HIGHS	VS.	CAREER HIGHS
N/A	At Bats	Same
N/A	Runs	Same
N/A	Hits	Same
N/A	RBI	Same
N/A	Home Run	Same
N/A	Doubles	Same
N/A	Triples	Same
N/A	Walks	Same
N/A	Stolen Bases	Same

#47 BRADY BARCELLOS

SEASON HIGHS	VS.	CAREER HIGHS
Same	Innings Pitched	NA
Same	Strikeouts	NA
Same	Hits Allowed	NA
Same	Runs Allowed	NA
Same	Earned Runs Allowed	NA
Same	Walks Allowed	NA
Same	Wins	NA

#51 TITUS GROENEWEG

SEASON HIGHS	VS.	CAREER HIGHS
Same	Innings Pitched	NA
Same	Strikeouts	NA
Same	Hits Allowed	NA
Same	Runs Allowed	NA
Same	Earned Runs Allowed	NA
Same	Walks Allowed	NA
Same	Wins	NA

#54 BRIAN LANDON

SEASON HIGHS	VS.	CAREER HIGHS
N/A	Runs	Same
N/A	Hits	Same
N/A	RBI	Same
N/A	Home Run	Same
N/A	Doubles	Same
N/A	Triples	Same
N/A	Walks	Same
N/A	Stolen Bases	Same