



Vanderbilt (9-18, 0-14) vs. Florida (16-11, 8-6)

Nashville, Tenn. - Memorial Gym - 8 p.m. CT

TV: SEC Network

TV Talent: Mike Morgan (pxp), Barry Booker (analyst)

Radio: Vanderbilt Radio Network from Learfield/IMG College, vucommodes.com

Radio Talent: Joe Fisher (pxp), Tim Thompson (analyst)

Satellite Radio: XM 386

Live Stats: vucommodes.com

Twitter Updates: @VandyMBB

Vanderbilt Athletic Communications

2601 Jess Neely Drive, Nashville, TN 37212

phone: 615-322-4121

www.vucommodes.com

VANDERBILT SCHEDULE/RESULTS

NOVEMBER

Date	VU	Opp	Opponent	Time/Result	TV/Rec.
Nov. 6	-	-	Winthrop	W, 92-79	1-0
Nov. 11	-	-	USC	W, 82-78	2-0
Nov. 16	RV	-	Alcorn State	W, 79-54	3-0
Nov. 19	RV	-	Liberty	W, 79-70	4-0
Nov. 23	RV	-	Kent State	L, 75-77	4-1
Nov. 27	-	-	Savannah St.	W, 120-85	5-1

DECEMBER

Date	VU	Opp	Opponent	Time	TV/Rec.
Dec. 1	-	-	N.C. State	L, 65-80	5-2
Dec. 5	-	-	Middle Tenn.	W, 79-51	6-2
Dec. 17	-	18/19	Arizona St.	W, 81-65	7-2
Dec. 22	-	-	Kansas St.	L, 58-69	7-3
Dec. 29	-	-	Tenn. St.	W, 95-76	8-3
Dec. 31	-	-	UNC Asheville	W, 90-59	9-3

JANUARY

Date	VU	Opp	Opponent	Time	TV/Rec.
Jan. 5	-	-	Ole Miss*	L, 71-81	9-4, 0-1
Jan. 9	-	-	Georgia*	L, 63-82	9-5, 0-2
Jan. 12	-	18/18	Kentucky*	L, 47-56	9-6, 0-3
Jan. 16	-	RV/-	S. Carolina*	L, 71-74	9-7, 0-4
Jan. 19	-	24/23	Miss. State*	L, 55-71	9-8, 0-5
Jan. 23	-	1/1	Tennessee*	L, 83-88 ot	9-9, 0-6
Jan. 26	-	RV/RV	Oklahoma&	L, 55-86	9-10
Jan. 29	-	7/6	Kentucky*	L, 52-87	9-11, 0-7

FEBRUARY

Date	VU	Opp	Opponent	Time	TV/Rec.
Feb. 2	-	-	Missouri*	L, 67-77	9-12, 0-8
Feb. 5	-	-	Arkansas*	L, 66-69	9-13, 0-9
Feb. 9	-	-	Alabama*	L, 67-77	9-14, 0-10
Feb. 13	-	-	Florida*	L, 57-66	9-15, 0-11
Feb. 16	-	-	Auburn*	L, 53-64	9-16, 0-12
Feb. 19	-	5/5	Tennessee*	L, 46-58	9-17, 0-13
Feb. 23	-	-	Alabama*	L, 61-68	9-18, 0-14
Feb. 27	-	-	Florida*	8 pm	SECN

MARCH

Date	VU	Opp	Opponent	Time	TV/Rec.
Mar. 2	-	-	Texas A&M*	5 pm	SECN
Mar. 6	-	-	Arkansas*	7:30 pm	SECN
Mar. 9	-	-	LSU*	7:30 pm	SECN

ALL TIMES CENTRAL

RANKINGS: AP/ESPN *SEC GAME; %SEC/Big 12 Challenge;

GAME INFORMATION



2018-19 Record: 9-18, 0-14
Head Coach: Bryce Drew
Career Record: 164-103 (7)
VU Record: 40-54 (3)

2018-19 LEADERS

Points: Saben Lee (12.7)
Rebounds: Simisola Shittu (6.9)
Assists: Saben Lee (3.9)
Blocks: Clevon Brown (1.1)

SERIES INFORMATION

Series Record: Vanderbilt leads 71-65.
Last Meeting: UF win, 66-57, in Gainesville, Fla. on 2/13/19.
Record at Vanderbilt: VU leads 45-15.
Record at Florida: UF leads 44-23.
Record at Neutral Site: UF leads 6-3.
Coach Drew vs. Florida: Coach Drew is 4-2 against Florida.



2018-19 Record: 16-11, 8-6
Head Coach: Michael White
Career Record: 186-88 (8)
Florida Record: 85-48 (4)











2018-19 LEADERS

Points: KeVaughn Allen (13.0)
Rebounds: Keyontae Johnson (6.0)
Assists: Andrew Nembhard (5.3)
Blocks: Kevarrius Hayes (1.9)

QUICK HITTERS

- ★ Vanderbilt fell to 9-18 overall and 0-14 in SEC play after dropping a 68-61 decision to Alabama Saturday evening in Tuscaloosa, Ala. Freshman Simisola Shittu led the team with 16 points and 11 rebounds, his fourth double-double of the season, while freshman Aaron Nesmith added 14 points and junior Yanni Wetzell 10 points for the Commodores.
- ★ Nesmith was named the Co-SEC Player of the Week two weeks ago after averaging 25.0 points, 11.5 rebounds, 1.5 assists and 1.5 steals in games against Florida and Auburn. The honor is the third by a Vanderbilt freshman after Darius Garland and Simisola Shittu captured the honor earlier this season.
- ★ Nesmith has led the team in scoring in three of the last four games.
- ★ Vanderbilt and Kentucky are the only two teams in the SEC that have had three different players named as Freshman of the Week. This year is also the first time the Commodores have had three different players selected as Freshman of the Week in one season.
- ★ Lee leads the Commodores in scoring with 12.7 points per game and Shittu in rebounding with 6.9 rebounds per contest. Nesmith is the team's leading scorer in SEC games only (15.0 points).
- ★ This will be the Commodores' second game against the Gators, with the previous meeting happening two weeks ago in Gainesville on February 13 in a game Florida won, 66-57. Florida is one of three opponents (Kentucky, Tennessee) that the Commodores play twice every season.
- ★ This will be the 137th career meeting between the two schools.
- ★ Vanderbilt, an inaugural member of the Southeastern Conference, is in their 86th season of SEC competition. Vanderbilt has won two SEC Tournament titles (1951, 2012) and three regular season titles in 1965, 1974, and 1993. This is the 67th SEC season in Memorial Gym for the Commodores.
- ★ The Commodores enter the game as the 302nd-most experienced team in the country according to KenPom.com. Vanderbilt's leading top three leading scorers are two freshmen, Aaron Nesmith and Simisola Shittu, and sophomore Saben Lee.
- ★ Shittu is the league's freshman leading rebounder with 6.9 rebounds per game in all games. His current rebounding average is the fourth-highest by a Vanderbilt freshman in the history of the program. Nesmith's 5.9 rebounds per game ties him for seventh with Ted Young (1980) among all Commodore freshmen all time.
- ★ Vanderbilt freshman guard Darius Garland declared for the NBA Draft on Jan. 22.
- ★ Vanderbilt's average height is 78.5 inches (6 feet, 5 inches) and ranks 14th nationally according to KenPom.
- ★ The Commodores have marched to the charity-stripe 637 times this season, which ranks third in the SEC. Vanderbilt is fourth in the SEC with 436 free throw makes. 22.8% of the team's points comes from free throws (16th nationally).
- ★ Vanderbilt also ranks in the top five in the SEC in 3FG Attempts (3rd, 620), defensive rebounds (4th, 26.41), and 3FG percentage defense (3rd, 33.0%).
- ★ Individually, Lee is ranked in the top 10 in the SEC in assists per game (8th, 3.9), free throw attempts (2nd, 174) and free throws made (3rd, 123). Matt Ryan is ranked in 3FG attempts (7th, 170), total 3FG made (7th, 58), and 3FG made per game (7th, 2.15), while Shittu is ranked in defensive rebounds per game (8th, 5.19), free throw attempts (7th, 132), rebounds per game (8th, 6.9), and total rebounds (8th, 186).
- ★ Vanderbilt won their 800th career game at Memorial Gym against Arizona State on December 17. Memorial Gym, which opened in 1952, is the oldest basketball arena in the SEC.
- ★ The Commodores signed a pair of four-star prospects in the early signing period. Austin Crowley, a 6'4 shooting guard from West Point, Miss. who attends Sunrise Christian Academy in Wichita, Kansas, and Dylan Disu, a 6'8 power forward from Plugerville, Texas who attends Hendrickson High School, each signed a letter of intent with the Commodores in November.



O		SABEN LEE G ★ 6-2 ★ 183 ★ So. ★ Phoenix, Ariz. <table><tr><th>PPG</th><th>RPG</th><th>APG</th><th>SPG</th><th>BPG</th><th>MPG</th></tr><tr><td>12.7</td><td>3.6</td><td>3.8</td><td>0.8</td><td>0.2</td><td>31.5</td></tr></table>	PPG	RPG	APG	SPG	BPG	MPG	12.7	3.6	3.8	0.8	0.2	31.5	NOTES: Leading scorer in all games at 12.7 points per game...Tied a career high with 24 points at Oklahoma and Alabama...Currently 8th in SEC in assists, and 2nd in FTs made and attempted ...Son of former FSU/NFL great Amp Lee.	CAREER HIGHS Pts. - 24, last vs. Oklahoma (1/26/19) Rebs. - 9, vs. TAMU (2/24/18) Ast. - 9, vs. TAMU (2/24/18) Min. - 42, vs. UT (1/23/19)
PPG	RPG	APG	SPG	BPG	MPG											
12.7	3.6	3.8	0.8	0.2	31.5											
1		YANNI WETZELL F/C ★ 6-10 ★ 240 ★ Jr. ★ Auckland, N.Z. <table><tr><th>PPG</th><th>RPG</th><th>APG</th><th>SPG</th><th>BPG</th><th>MPG</th></tr><tr><td>5.3</td><td>3.4</td><td>0.4</td><td>0.6</td><td>0.5</td><td>17.5</td></tr></table>	PPG	RPG	APG	SPG	BPG	MPG	5.3	3.4	0.4	0.6	0.5	17.5	NOTES: Made eight starts this season...Tallied first double-double of Commodore career vs. Auburn (10 pts, 10 rebs)...Scored Commodore-high of 16 points against UNC Asheville....Tallied 12 points in win over nationally-ranked Arizona State.	CAREER HIGHS Pts. - 29, vs. Newman (2/23/17) Rebs. - 12, vs. Newman (1/21/17) Ast. - 5, vs. Okla. Christian (2/9/17) Min. - 42, vs. Rogers St.(12/16/16)
PPG	RPG	APG	SPG	BPG	MPG											
5.3	3.4	0.4	0.6	0.5	17.5											
2		JOE TOYE G/F ★ 6-7 ★ 210 ★ Sr. ★ Chicago, Ill. <table><tr><th>PPG</th><th>RPG</th><th>APG</th><th>SPG</th><th>BPG</th><th>MPG</th></tr><tr><td>7.7</td><td>3.1</td><td>0.7</td><td>0.6</td><td>0.4</td><td>24.4</td></tr></table>	PPG	RPG	APG	SPG	BPG	MPG	7.7	3.1	0.7	0.6	0.4	24.4	NOTES: Only senior on this year's roster...Tied a career high with 18 points at Arkansas....Scored 16 points in win at USC; also added a career-high nine rebounds... Scored in double figures in three straight games to start the season and 10 games overall.	CAREER HIGHS Pts. - 18, 3x last vs. Arkansas (1/6/19) Rebs. - 9, at USC (11/11/18) Ast. - 4, 2x, last vs. MSU (2/14/18) Min. - 38, vs. Florida (3/10/17)
PPG	RPG	APG	SPG	BPG	MPG											
7.7	3.1	0.7	0.6	0.4	24.4											
3		MAXWELL EVANS G ★ 6-2 ★ 192 ★ So. ★ Houston, Texas <table><tr><th>PPG</th><th>RPG</th><th>APG</th><th>SPG</th><th>BPG</th><th>MPG</th></tr><tr><td>3.8</td><td>1.5</td><td>1.4</td><td>0.3</td><td>0.1</td><td>12.9</td></tr></table>	PPG	RPG	APG	SPG	BPG	MPG	3.8	1.5	1.4	0.3	0.1	12.9	NOTES: Played season-high 26 minutes and scored career-high 16 points against Savannah StateScored in double figures in four games this year, including 10 against Georgia....Played in 29 games and made 15 starts as a true freshman in 2017-18..	CAREER HIGHS Pts. - 16, vs. Savannah State (11/27/17) Rebs. - 9, at Arkansas (02/10/18) Ast. - 6, vs. USC (11/19/17) Min. - 32, vs. USC (11/19/17)
PPG	RPG	APG	SPG	BPG	MPG											
3.8	1.5	1.4	0.3	0.1	12.9											
10		DARIUS GARLAND G ★ 6-2 ★ 175 ★ Fr. ★ Nashville, Tenn. <table><tr><th>PPG</th><th>RPG</th><th>APG</th><th>SPG</th><th>BPG</th><th>MPG</th></tr><tr><td>16.2</td><td>3.8</td><td>2.6</td><td>0.8</td><td>0.4</td><td>27.8</td></tr></table>	PPG	RPG	APG	SPG	BPG	MPG	16.2	3.8	2.6	0.8	0.4	27.8	NOTES: Injured meniscus vs. Kent St., out for the season...Scored a SEC-best 33 points against Liberty... Won SEC Freshman of the week honors in two VU wins... Named a 2018 McDonald's All-American...Declared for the NBA Draft on January 23.	CAREER HIGHS Pts. - 33, vs Liberty (11/19/18) Rebs. - 7, vs. Alcorn St. (11/16/18) Ast. - 4, 3x, last vs Liberty (11/19/18) Min. - 37, vs. Liberty (11/19/18)
PPG	RPG	APG	SPG	BPG	MPG											
16.2	3.8	2.6	0.8	0.4	27.8											
11		SIMISOLA SHITTU F/C ★ 6-10 ★ 240 ★ Fr. ★ Burlington, Ont. <table><tr><th>PPG</th><th>RPG</th><th>APG</th><th>SPG</th><th>BPG</th><th>MPG</th></tr><tr><td>11.6</td><td>6.9</td><td>1.8</td><td>0.7</td><td>0.7</td><td>27.6</td></tr></table>	PPG	RPG	APG	SPG	BPG	MPG	11.6	6.9	1.8	0.7	0.7	27.6	NOTES: Tallied double doubles in four games this season (Winthrop, USC, Georgia, at Alabama)...2nd on team in scoring and leads in rebounding...Leading freshmen rebounder in the SEC...Scored in double figures in 17 games...Tallied career-high 21 points vs. Ole Miss.	CAREER HIGHS Pts. - 21, vs. Ole Miss (01/5/19) Rebs. - 15, at USC (11/11/18) Ast. - 5, vs Savannah State (11/27/18) Min. - 35, vs. UT (1/23/19)
PPG	RPG	APG	SPG	BPG	MPG											
11.6	6.9	1.8	0.7	0.7	27.6											
13		MATTHEW MOYER F ★ 6-8 ★ 217 ★ R-So. ★ Gahanna, Ohio <table><tr><th>PPG</th><th>RPG</th><th>APG</th><th>SPG</th><th>BPG</th><th>MPG</th></tr><tr><td>3.7</td><td>2.7</td><td>0.7</td><td>0.3</td><td>0.6</td><td>13.6</td></tr></table>	PPG	RPG	APG	SPG	BPG	MPG	3.7	2.7	0.7	0.3	0.6	13.6	NOTES: Transferred from Syracuse...Granted immediate eligibility on Nov. 15...Scored most points as a Commodore against Middle Tennessee (14 points)...Played in 2017-18 after redshirting in 2016-17...Named the Conn. Gatorade POY as a senior at South Kent Prep.	CAREER HIGHS Pts. - 18, vs. UConn (12/5/17) Rebs. - 10, at Fla. St. (1/13/18) Ast. - 5, vs. Savannah State (11/27/18) Min. - 36, vs. UConn (12/5/17)
PPG	RPG	APG	SPG	BPG	MPG											
3.7	2.7	0.7	0.3	0.6	13.6											
15		CLEVON BROWN F ★ 6-8 ★ 240 ★ Jr. ★ San Antonio, Texas <table><tr><th>PPG</th><th>RPG</th><th>APG</th><th>SPG</th><th>BPG</th><th>MPG</th></tr><tr><td>3.1</td><td>2.6</td><td>0.4</td><td>0.3</td><td>1.2</td><td>15.6</td></tr></table>	PPG	RPG	APG	SPG	BPG	MPG	3.1	2.6	0.4	0.3	1.2	15.6	NOTES: Made eight starts this season...Scored eight points in win at USC... Played 19 minutes vs. Winthrop in season opener, had six points, six rebounds and two blocks...Had three or more blocks in seven career games, including three against UNC Asheville.	CAREER HIGHS Pts. - 13, vs. Austin Peay (11/10/17) Rebs. - 6, 2x, last at UF (12/30/17) Ast. - 4 vs South Carolina (1/16/19) Min. - 31, at UK (1/30/18)
PPG	RPG	APG	SPG	BPG	MPG											
3.1	2.6	0.4	0.3	1.2	15.6											
24		AARON NESMITH F ★ 6-6 ★ 213 ★ Fr. ★ Charleston, S.C. <table><tr><th>PPG</th><th>RPG</th><th>APG</th><th>SPG</th><th>BPG</th><th>MPG</th></tr><tr><td>11.6</td><td>5.9</td><td>1.4</td><td>0.7</td><td>0.6</td><td>28.7</td></tr></table>	PPG	RPG	APG	SPG	BPG	MPG	11.6	5.9	1.4	0.7	0.6	28.7	NOTES: Started last 14 games...Won SEC Co-FOW after averaging 25.0 ppg against Florida and Auburn...Set new career high with 26 points at Florida...Posted 24 points vs. Tenn....Leads team in scoring and in SEC play...Had career-high 14 rebounds vs. Auburn.	CAREER HIGHS Pts. - 26, at UF (2/13/19) Rebs. - 14, vs Auburn (2/16/19) Ast. - 4, at USC (11/11/18) Min. - 42, vs UT (1/23/19)
PPG	RPG	APG	SPG	BPG	MPG											
11.6	5.9	1.4	0.7	0.6	28.7											
32		MATT RYAN F ★ 6-8 ★ 209 ★ Jr. ★ Cortlandt Manor, N.Y. <table><tr><th>PPG</th><th>RPG</th><th>APG</th><th>SPG</th><th>BPG</th><th>MPG</th></tr><tr><td>8.5</td><td>2.8</td><td>1.0</td><td>0.1</td><td>0.1</td><td>25.1</td></tr></table>	PPG	RPG	APG	SPG	BPG	MPG	8.5	2.8	1.0	0.1	0.1	25.1	NOTES: Transfer from Notre Dame who transferred after 2016-17 season...Scored season-high 19 points vs. UNC Asheville...Scored in double figures in eight games this year...While at ND, the team advanced to the 2nd round (2017) and the Elite Eight (2016).	CAREER HIGHS Pts. - 23, vs. Chicago St. (11/26/16) Rebs. - 7, 2x last vs. Liberty (11/19/18) Ast. - 4, vs. Alcorn St. (11/16/18) Min. - 35, vs. Georgia Tech (1/13/16)
PPG	RPG	APG	SPG	BPG	MPG											
8.5	2.8	1.0	0.1	0.1	25.1											

Ibas

Henry
Gene
Moe
Clarence

1,630
Wins

Suttons

Eddie
Scott
Sean

1,171
Wins

Drews

Homer
Scott
Bryce

1,137
Wins

All-Time Winningest Collegiate Coaching Families

The Drew family is now third on the all-time winningest collegiate coaching family in college basketball history with 1,137 wins.

Homer Drew - 640

(Bethel College - 252; IU-South Bend - 17; Valparaiso - 371)

Scott Drew - 333

(Valparaiso - 20; Baylor - 313)

Bryce Drew - 164

(Valparaiso - 124; Vanderbilt -39)

ABOUT FLORIDA

QUICK FACTS

Location Gainesville, Fla.
Founded 1853
Conference SEC
Enrollment 54,854
Nickname Gators
Colors Orange and Blue
Home Arena Exactech Arena (11,548)
President Dr. W. Kent Fuchs
Athletics Director Scott Stricklin

Basketball Staff

Head Coach Michael White
Record Overall 186-88 (8)
Florida Record 85-48 (4)
Assistant Coaches Al Pinkins, Jordan Mincy,
..... Darris Nichols

★ Florida has won four consecutive games and enters Wednesday's game with a 16-11 overall record and an 8-6 mark in SEC play.

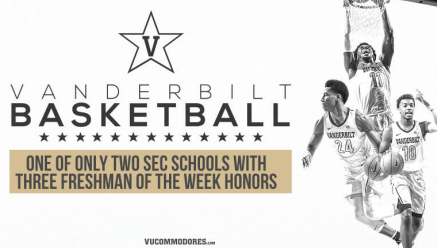
★ The Gators are led by KeVaughn Allen, who averages 12.0 points per game. Noah Locke also adds double digit points per game with 10.7.

★ The Commodores have a 45-15 overall advantage in the series in games played at Vanderbilt and have won four straight against the Gators at Memorial Gym.

★ Overall in the series, Vanderbilt has won six of the last eight meetings in the series dating back to the 2015-16 season. The only wins for the Gators came this season (66-57) and last season in Gainesville (81-74).

STAT COMPARISON

	VU		UF	
	All	SEC	All	SEC
Record	9-18	0-14	16-11	8-6
Scoring Offense	70.7	61.4	68.7	68.1
Scoring Defense	72.1	72.7	63.5	67.3
FG%	.429	.393	.421	.409
FG% Defense	.424	.441	.418	.444
3FG%	.327	.307	.338	.327
3FG% Defense	.330	.344	.313	.333
Free Throw %	.684	.640	.717	.778
Rebounding	36.1	32.6	33.9	32.1
Rebounding Margin	+0.8	-3.2	-0.9	-2.9
Turnovers/game	14.1	14.3	11.9	12.3
Opponent Turnovers	11.3	10.6	15.5	14.9
Steals	4.6	4.3	7.5	6.9
Blocks	3.9	3.0	4.0	3.1



3-Point U

The Commodores are one of only three schools (UNLV and Princeton) to have made a three-point basket in every game since the inception of the three-point line in the 1986-87 season.

With a made three against Florida, Vanderbilt will move to 1,059 consecutive games with a three-pointer.

VU Staff Can Score

The Vanderbilt men's basketball staff has combined to score a total of 5,486 collegiate points, with head coach Bryce Drew leading the way with 2,142 points. Here's a breakdown of the staff's scoring totals.

Head Coach Bryce Drew, Valparaiso	2,142
Asst. Coach Casey Shaw, Toledo	1,562
Assoc. Head Coach Roger Powell, Jr., Illinois	1,178
Asst. Coach Jake Diebler, Valparaiso	586
Total	5,468

Shittu, Nesmith Among Freshman- Best Rebounders

	RBG	Player	Year
1.	9.6	Jimmy Cummings	1953
2.	9.1	Bobby Thym	1954
3.	7.0	Charles Davis	1977
4.	6.9	Simisola Shittu	2019
5.	6.7	A.J. Ogilvy	2008
6.	6.2	Jeffery Taylor	2009
7.	5.9	Aaron Nesmith	2019
7.	5.9	Ted Young	1980

Three Commodores on NBA Rosters

Former Commodores John Jenkins, Damian Jones and Luke Kornet are currently on active NBA rosters. Jones averaged 17.1 minutes and 5.4 points per game with the Golden State Warriors this season before being sidelined with a torn left pectoral muscle. He has won two championships with the team in his three seasons in the Bay Area. Kornet plays with the New York Knicks and is averaging 15.7 minutes and 6.9 points per game in 30 games and 12 starts. Jenkins just signed a two-year contract with the Knicks after playing on a 10-day contract with the Washington Wizards and Knicks. He's played in eight games combined and averaged 3.8 ppg.

Three Freshman - 20+ Points

The Commodores are one of only 10 programs (Duke, UNC Asheville, Pittsburgh, Georgetown, Kansas, Kentucky, Mount St. Mary's, Rice, and UTEP) in the nation to have three separate freshman score 20 points or more in a game (Darius Garland, Aaron Nesmith, Simisola Shittu)

Replacing Three 1,000 Point Scorers

Matthew Fisher-Davis, Riley LaChance and Jeff Roberson each departed Vanderbilt in 2018 as 1,000-point scorers. Each were four-year players for the Commodores who advanced to the postseason on three different occasions (2015 NIT, 2016 and 2017 NCAA Tournaments). There has been only one other class of Vanderbilt players to have three 1,000-point scorers - the vaunted "F Troop" - Butch Feher, Joe Ford and Jeff Fosnes in 1976.

Against the SEC

Vanderbilt has a career 716-722 record against current members of the SEC.

Last Time Out

Box Score vs. Alabama



Official Basketball Box Score -- Game Totals -- Final Statistics
Vanderbilt vs Alabama
02/23/19 5 p.m. CT at Tuscaloosa, Ala. (Coleman Coliseum)



Vanderbilt 61 • 9-18, 0-14

#	Player		Total	3-Ptr	Rebounds						PF	TP	A	TO	Blk	Stl	Min
			FG-FGA	FG-FGA	FT-FTA	Off	Def	Tot									
11	SHITTU, Simisola	f	7-13	0-0	2-6	3	8	11	3	16	4	2	0	0		29	
15	BROWN, Clevon	f	0-1	0-0	0-0	1	1	2	0	0	0	2	0	0	0	5	
24	NESMITH, Aaron	f	5-13	2-7	2-2	0	4	4	4	14	1	2	1	1		31	
32	RYAN, Matt	f	1-5	1-5	0-0	0	2	2	2	3	1	1	0	0		30	
00	LEE, Saben	g	2-8	0-0	2-2	1	0	1	3	6	6	4	0	0	0	29	
01	WETZELL, Yanni		4-4	0-0	2-2	1	7	8	3	10	0	2	1	0		24	
02	TOYE, Joe		2-6	0-3	1-2	0	5	5	0	5	1	1	0	2		30	
03	EVANS, Maxwell		1-2	1-2	2-2	0	0	0	0	5	0	1	0	0		13	
13	MOYER, Matthew		1-1	0-0	0-0	0	1	1	1	2	0	2	0	0		9	
	Team					1	1	2									
Totals			23-53	4-17	11-16	7	29	36	16	61	13	17	2	3		200	

FG % 1st Half: 8-26 30.8% 2nd half: 15-27 55.6% Game: 23-53 43.4% Deadball Rebounds 1
3FG % 1st Half: 1-8 12.5% 2nd half: 3-9 33.3% Game: 4-17 23.5%
FT % 1st Half: 3-6 50.0% 2nd half: 8-10 80.0% Game: 11-16 68.8%

Alabama 68 • 16-11, 7-7

#	Player		Total	3-Ptr	Rebounds							PF	TP	A	TO	Blk	Stl	Min
			FG-FGA	FG-FGA	FT-FTA	Off	Def	Tot										
00	Hall, Donta	f	5-7	0-0	4-6	4	7	11	2	14	1	0	3	1	35			
34	Mack, Tevin	f	2-5	2-5	2-2	0	1	1	3	8	2	1	0	2	18			
02	Lewis Jr., Kira	g	7-13	4-8	1-2	0	1	1	0	19	2	1	1	1	37			
12	Ingram, Dazon	g	5-8	0-1	3-6	1	9	10	2	13	6	1	0	1	35			
23	Petty, John	g	0-7	0-5	0-0	1	5	6	2	0	3	2	0	1	33			
01	Norris, Riley		3-8	3-5	0-0	2	1	3	3	9	0	1	0	2	23			
04	Giddens, Daniel		0-1	0-0	0-0	0	1	1	2	0	0	2	0	0	6			
10	Jones, Herbert		2-8	0-0	1-3	1	2	3	1	5	0	1	0	2	13			
	Team					0	0	0				1						
Totals			24-57	9-24	11-19	9	27	36	15	68	14	10	4	10	200			

FG % 1st Half: 13-31 41.9% 2nd half: 11-26 42.3% Game: 24-57 42.1% Deadball Rebounds 3
3FG % 1st Half: 6-15 40.0% 2nd half: 3-9 33.3% Game: 9-24 37.5%
FT % 1st Half: 3-4 75.0% 2nd half: 8-15 53.3% Game: 11-19 57.9%

Officials: Pat Adams, Wil Howard, Owen Shortt
Technical fouls: Vanderbilt-None. Alabama-None.
Attendance: 11020

Score by periods	1st	2nd	Total
Vanderbilt	20	41	61
Alabama	35	33	68

Points	In Paint	Off T/O	2nd Chance	Fast Break	Bench
VU	36	0	9	2	22
UA	26	24	4	2	14

Last FG - VU 2nd-00:07, UA 2nd-03:04.
Largest lead - VU by 2 1st-19:54, UA by 23 2nd-11:17.
VU led for 00:15. UA led for 39:19. Game was tied for 00:06.

Score tied - 0 times.
Lead changed - 1 time.

Recap

TUSCALOOSA, Ala. (AP) - Freshman Simisola Shittu tallied his fourth double-double of the season with a team-high 16 points and 11 rebounds, but it was not enough, as Alabama overcame a furious Commodore rally in the second half to come away with a 68-61 win at Coleman Coliseum.

Aaron Nesmith scored 14 and Yanni Wetzell also had 10 points for Vanderbilt.

Kira Lewis Jr. scored 19 points to lead Alabama.

The Crimson Tide (16-11, 7-7 Southeastern Conference) snapped a three-game skid despite losing most of a 23-point lead over the final 11 minutes.

Lewis made four of eight 3-pointers for the Tide. Dazon Ingram had 13 points, 10 rebounds and six assists, while Donta Hall also had a double-double with 14 points and 11 boards.

In the second half, the Commodores scored 15 straight points and cut it to 57-49 on Wetzell's second straight layup with 5:44 left.

Herbert Jones finally halted the run with a dunk then made one of two free throws and had a steal to set up another basket.

Alabama surged to a 22-point lead in the first half but then didn't score over the final 3:30. Vanderbilt managed to make it 35-20 by halftime.

Saben Lee, who had 24 points in the first meeting, finished with six points, six assists and four turnovers for Vanderbilt.

2018-19 Box Scores



Official Basketball Box Score -- Game Totals -- Final Statistics
Winthrop vs Vanderbilt
11/06/18 8:30 p.m. at Nashville, Tenn. (Memorial Gym)



Winthrop 79 • 0-1

#	Player	Total		3-Ptr		Rebounds		PF	TP	A	TO	Blk	Stl	Min
		FG-FGA	FG-FGA	FT-FTA	FT-FTA	Off	Def							
03	ANUMBA, Micheal	f	2-6	0-2	0-0	1	1	2	2	4	1	1	0	20
25	FERGUSON, Josh	f	4-12	1-5	5-5	3	6	9	4	14	3	1	0	36
00	SMITH, Nych	g	7-17	2-5	5-10	1	4	5	2	21	2	2	0	33
13	BROMAN, Bjorn	g	2-5	1-4	0-0	1	5	6	2	5	0	1	0	30
21	ZUNIC, Kyle	g	2-6	0-2	3-4	0	4	4	0	7	0	1	0	18
01	FALDEN, Charles	g	3-6	1-2	1-1	1	2	3	0	8	1	1	0	21
14	PICKETT, Adam	g	6-13	0-4	1-2	2	4	6	4	13	3	5	0	28
15	UKAEGBU, Jermaine	g	3-3	0-0	1-2	2	1	3	4	7	0	1	0	14
Team						2	1	3	1					
Totals			29-68	5-24	16-24	13	28	41	19	79	10	13	0	200

FG % 1st Half: 17-35 48.6% 2nd half: 12-33 36.4% Game: 29-68 42.6%
3FG % 1st Half: 2-9 22.2% 2nd half: 3-15 20.0% Game: 5-24 20.8%
FT % 1st Half: 4-5 80.0% 2nd half: 12-19 63.2% Game: 16-24 66.7%

Vanderbilt 92 • 1-0

#	Player	Total		3-Ptr		Rebounds		PF	TP	A	TO	Blk	Stl	Min
		FG-FGA	FG-FGA	FT-FTA	FT-FTA	Off	Def							
11	SHITTU, Simisola	f	6-12	0-1	6-9	0	10	10	3	18	1	1	2	32
32	RYAN, Matt	f	5-12	4-11	2-3	0	2	2	2	16	1	0	1	30
00	LEE, Saben	g	6-8	0-1	0-0	0	6	6	4	12	5	2	0	30
02	TOYE, Joseph	g	4-7	2-5	2-2	1	5	6	3	12	3	0	0	29
10	GARLAND, Darius	g	9-15	3-7	3-5	0	3	3	1	24	4	2	2	36
01	WETZELL, Yanni	g	0-0	0-0	0-0	0	0	0	0	0	2	0	0	4
03	EVANS, Maxwell	g	0-0	0-0	0-0	0	0	0	1	0	0	0	0	3
15	BROWN, Clevon	g	3-5	0-1	0-0	4	2	6	3	6	0	2	2	19
24	NESMITH, Aaron	g	1-4	1-4	1-1	0	2	2	2	4	1	2	0	17
Team						0	0	0						
Totals			34-63	10-30	14-20	5	30	35	19	92	15	11	7	200

FG % 1st Half: 20-35 57.1% 2nd half: 14-28 50.0% Game: 34-63 54.0%
3FG % 1st Half: 4-14 28.6% 2nd half: 6-16 37.5% Game: 10-30 33.3%
FT % 1st Half: 3-5 60.0% 2nd half: 11-15 73.3% Game: 14-20 70.0%

Officials: Jason Baker, K.B. Burdett Jr., Hunter Allen
Technical fouls: Winthrop-TEAM. Vanderbilt-None.
Attendance: 8387

Score by periods	1st	2nd	Total
Winthrop	40	39	79
Vanderbilt	47	45	92

Last FG - WINTHROP 2nd-03:06, VU 2nd-03:22.
Largest lead - WINTHROP by 9 1st-10:26, VU by 16 2nd-07:48.
WINTHROP led for 08:29. VU led for 28:03. Game was tied for 03:28.

	In	Off	2nd	Fast	Bench
Points	42	15	6	4	28
WINTHROP	40	15	4	11	10
VU					

Score tied - 4 times.
Lead changed - 3 times.



Official Basketball Box Score -- Game Totals -- Final Statistics
Vanderbilt vs Southern California
11/11/18 6:00 pm at



Vanderbilt 82 • 2-0

#	Player	Total		3-Ptr		Rebounds		PF	TP	A	TO	Blk	Stl	Min
		FG-FGA	FG-FGA	FT-FTA	FT-FTA	Off	Def							
02	TOYE, Joe	f	4-10	3-5	5-6	3	6	9	0	16	1	1	0	31
11	SHITTU, Simisola	f	5-12	0-0	4-7	8	7	15	5	14	3	3	0	36
32	RYAN, Matt	f	1-6	1-4	1-2	0	5	5	2	4	2	1	0	27
00	LEE, Saben	g	3-13	0-4	3-3	1	1	2	3	9	3	2	0	30
10	GARLAND, Darius	g	6-14	3-5	4-4	1	4	5	4	19	1	6	0	36
01	WETZELL, Yanni	g	1-1	0-0	0-2	0	1	1	2	2	0	1	0	7
03	EVANS, Maxwell	g	0-1	0-1	0-1	0	0	0	0	0	0	0	0	3
15	BROWN, Clevon	g	4-8	0-2	0-3	2	2	4	2	8	0	0	1	18
24	NESMITH, Aaron	g	3-6	2-5	2-2	1	3	4	2	10	4	0	0	21
Team						3	1	4						
Totals			27-71	9-26	19-30	19	30	49	20	82	14	14	1	199

FG % 1st Half: 16-44 36.4% 2nd half: 11-27 40.7% Game: 27-71 38.0%
3FG % 1st Half: 6-18 33.3% 2nd half: 3-8 37.5% Game: 9-26 34.6%
FT % 1st Half: 4-10 40.0% 2nd half: 15-20 75.0% Game: 19-30 63.3%

Southern California 78 • 1-1

#	Player	Total		3-Ptr		Rebounds		PF	TP	A	TO	Blk	Stl	Min
		FG-FGA	FG-FGA	FT-FTA	FT-FTA	Off	Def							
01	Jordan Usher	f	5-16	2-5	0-0	3	2	5	5	12	2	0	1	0
31	Nick Rakocovic	f	8-16	0-0	3-6	9	9	18	4	19	0	3	2	39
00	Shaquon Aaron	g	3-10	0-2	1-2	2	7	9	1	7	1	2	0	35
02	Jonah Mathews	g	4-12	1-6	0-0	1	4	5	0	9	2	2	0	40-
05	Derryck Thornton	g	7-17	0-2	3-5	2	1	3	5	17	2	1	0	33
04	Kevin Porter Jr.	g	5-9	1-3	3-5	1	3	4	5	14	2	2	1	23
12	Devin Fleming	g	0-0	0-0	0-0	0	0	0	1	0	0	0	0	0+
33	J'Raun Brooks	g	0-1	0-1	0-0	0	0	0	2	0	0	0	0	7
34	Victor Uyaelunmo	g	0-0	0-0	0-0	0	0	0	3	0	0	1	0	1
Team						3	0	3						
Totals			32-81	4-19	10-18	21	26	47	26	78	9	11	5	200

FG % 1st Half: 14-36 38.9% 2nd half: 18-45 40.0% Game: 32-81 39.5%
3FG % 1st Half: 3-10 30.0% 2nd half: 1-9 11.1% Game: 4-19 21.1%
FT % 1st Half: 5-9 55.6% 2nd half: 5-9 55.6% Game: 10-18 55.6%

Officials:
Technical fouls: Vanderbilt-None. Southern California-None.
Attendance: 3804

2018-19 Men's Basketball. Round: 0. Southern California vs Vanderbilt. Played

Score by periods	1st	2nd	Total
Vanderbilt	42	40	82
Southern California	36	42	78

	In	Off	2nd	Fast	Bench
Points	36	9	22	16	20
VU	42	5	17	13	14
USC					

Last FG - VU 2nd-01:03, USC 2nd-02:02.
Largest lead - VU by 10 1st-01:02, USC by 2 1st-19:03.
VU led for 30:56. USC led for 05:42. Game was tied for 03:22.

Score tied - 5 times.
Lead changed - 11 times.



Official Basketball Box Score -- Game Totals -- Final Statistics
Alcorn State vs Vanderbilt
11/16/18 7:00 p.m. at Nashville, Tenn. (Memorial Gym)



Alcorn State 54 • 1-2

#	Player	Total		3-Ptr		Rebounds		PF	TP	A	TO	Blk	Stl	Min
		FG-FGA	FG-FGA	FT-FTA	FT-FTA	Off	Def							
12	Andrews, Deshaw	f	4-8	2-3	0-1	1	6	7	3	10	0	0	0	21
42	Campbell, Alonzo	c	1-1	0-0	0-0	1	0	1	3	2	0	0	0	9
00	Crosby, Troymain	g	3-11	0-1	5-6	0	3	3	0	11	1	2	0	28
05	Allen, Khari Jabriel	g	3-11	3-8	0-0	0	1	1	2	9	1	1	0	29
11	Howard, Maurice	g	2-11	1-6	0-0	1	3	4	2	5	4	3	0	36
01	Givens, Harold	g	1-1	0-0	0-0	1	2	3	1	2	1	1	0	8
02	Scott, Jael	g	1-5	0-1	0-0	3	2	5	4	2	0	3	0	20
10	Wilson, Kobe	g	0-0	0-0	0-0	0	1	1	1	0	0	0	0	5
15	Robinson	g	0-0	0-0	0-0	0	0	0	0	0	0	0	0	2
23	Smith, TyQuaylon	g	0-1	0-0	0-0	0	0	0	0	0	0	0	0	3
24	Johnson, Reginal	g	3-9	0-3	0-0	1	1	2	2	6	0	2	0	14
33	Brewer, Devon	g	3-8	0-0	1-2	2	6	8	0	7	2	1	0	25
Team						2	2	4						
Totals			21-66	6-22	6-9	12	27	39	18	54	9	14	0	200

FG % 1st Half: 11-35 31.4% 2nd half: 10-31 32.3% Game: 21-66 31.8%
3FG % 1st Half: 4-13 30.8% 2nd half: 2-9 22.2% Game: 6-22 27.3%
FT % 1st Half: 3-4 75.0% 2nd half: 3-5 60.0% Game: 6-9 66.7%

Vanderbilt 79 • 3-0

#	Player		Total		3-Ptr		Rebounds				PF	TP	A	TO	Blk	Stl	Min
			FG-FGA	FG-FGA	FT-FTA	Off	Def	Total									
11	SHITTU, Simisola	f	9-11	0-0	2-3	1	5	6	0	20	0	0	3	0	0	25	
32	RYAN, Matt	f	4-8	4-7	0-0	0	2	2	2	12	4	1	0	0	0	21	
00	LEE, Saben	g	3-7	1-2	3-4	0	2	2	0	10	6	3	0	0	0	26	
02	TOYE, Joe	g	4-9	1-6	5-6	0	4	4	1	14	0	1	2	1	0	25	
10	GARLAND, Darius	g	1-6	0-3	1-2	1	6	7	0	3	4	3	0	0	0	28	
01	WETZELL, Yanni	g	1-3	0-0	0-0	0	1	1	0	2	0	0	0	0	0	10	
03	EVANS, Maxwell	g	2-3	0-1	0-0	0	1	1	1	4	0	0	0	0	0	1	
13	MOYER, Matthew	g	2-5	1-2	0-0	3	5	8	2	5	2	3	0	1	0	15	
15	BROWN, Clevon	g	1-4	0-0	0-0	4	0	4	2	2	1	0	1	0	0	19	
24	NESMITH, Aaron	g	2-8	1-5	2-2	0	7	7	3	7	1	0	1	1	0	24	
	Team					0	1	1									
Totals			29-64	8-26	13-17	9	34	43	11	79	18	11	7	4	200		

2018-19 Box Scores



Official Basketball Box Score -- Game Totals -- Final Statistics
Kent State vs Vanderbilt
11/23/18 4 p.m. at Nashville, Tenn. (Memorial Gym)



Kent State 77 • 5-1

#	Player	Total		3-Ptr		Rebounds			PF	TP	A	TO	Blk	Stl	Min
		FG-FGA	FG-FGA	FT-FTA	FT-FTA	Off	Def	Tot							
25	WHITTINGTON, Philip	f	8-10	0-0	0-4	2	4	6	5	0	1	0	2	0	18
00	VERY, Jalen	g	6-13	4-8	2-2	0	1	1	1	18	2	0	0	1	39
01	WILLIAMSON, CJ	g	5-10	3-6	5-6	1	5	6	4	18	3	2	0	4	31
04	WILLIAMS, Antonio	g	2-5	0-0	4-4	0	3	3	4	8	2	1	1	2	29
12	PETERSON, Mitch	g	3-4	1-1	2-2	0	1	1	1	9	3	1	0	1	23
03	DULING, BJ	g	1-2	0-1	0-0	1	2	3	3	2	2	1	1	4	15
11	HARRIS, Kain	g	0-1	0-1	0-0	0	0	0	2	0	0	0	0	0	4
15	ROBERTS, Anthony	g	0-1	0-0	0-0	0	0	0	0	0	0	0	0	0	11
23	WALKER, Jaylin	g	8-18	4-7	2-2	0	4	4	0	22	2	2	1	1	30
Team						0	0	0			1				
Totals			25-56	12-24	15-20	4	20	24	20	77	15	8	5	13	200

FG % 1st Half: 15-28 53.6% 2nd half: 10-28 35.7% Game: 25-56 44.6%
3FG % 1st Half: 9-15 60.0% 2nd half: 3-9 33.3% Game: 12-24 50.0%
FT % 1st Half: 2-2 100.0% 2nd half: 13-18 72.2% Game: 15-20 75.0%

Vanderbilt 75 • 4-1

#	Player	Total		3-Ptr		Rebounds			PF	TP	A	TO	Blk	Stl	Min
		FG-FGA	FG-FGA	FT-FTA	FT-FTA	Off	Def	Tot							
11	SHITTU, Simisola	f	8-15	0-1	4-5	2	6	8	3	20	3	5	0	0	32
12	RYAN, Matt	f	3-5	2-4	0-0	1	4	5	0	8	2	0	0	0	31
00	LEE, Saben	g	4-10	1-4	4-8	1	4	5	3	13	5	6	0	1	29
02	TOYE, Joe	g	6-11	0-4	3-5	0	6	6	2	15	1	2	1	0	31
10	GARLAND, Darius	g	1-1	0-0	0-0	0	0	0	0	2	0	0	0	0	2
01	WETZELL, Yanni	g	1-1	0-0	0-0	1	1	2	2	2	0	1	0	0	11
03	EVANS, Maxwell	g	3-7	1-1	1-4	3	1	4	0	8	1	0	0	0	21
13	MOYER, Matthew	g	0-1	0-1	2-2	2	1	3	3	2	1	0	1	0	14
15	BROWN, Clevon	g	0-2	0-0	0-0	3	0	3	1	0	0	0	0	0	6
24	NESMITH, Aaron	g	1-5	1-3	2-3	1	5	6	4	5	2	1	0	1	23
Team						1	1	2							
Totals			27-58	5-18	16-27	15	29	44	18	75	15	15	2	2	200

FG % 1st Half: 10-29 34.5% 2nd half: 17-29 58.6% Game: 27-58 46.6%
3FG % 1st Half: 2-9 22.2% 2nd half: 3-9 33.3% Game: 5-18 27.8%
FT % 1st Half: 12-17 70.6% 2nd half: 4-10 40.0% Game: 16-27 59.3%

Officials: Todd Austin, John Hampton, Hunter Allen
Technical fouls: Kent State-WILLIAMSON, CJ. Vanderbilt-None.
Attendance: 9061

Score by periods	1st	2nd	Total
Kent State	41	36	77
Vanderbilt	34	41	75

Last FG - KENT 2nd-01:33, VU 2nd-00:03.
Largest lead - KENT by 13 1st-13:03, VU by 2 1st-19:43.
KENT led for 34:25. VU led for 00:57. Game was tied for 04:38.

Score tied - 4 times.
Lead changed - 5 times.



Official Basketball Box Score -- Game Totals -- Final Statistics
Savannah State vs Vanderbilt
11/27/18 7 p.m. at Nashville, Tenn. (Memorial Gym)



Savannah State 85 • 3-6

#	Player	Total		3-Ptr		Rebounds			PF	TP	A	TO	Blk	Stl	Min
		FG-FGA	FG-FGA	FT-FTA	FT-FTA	Off	Def	Tot							
00	HARPER, Tyrell	f	2-7	1-4	0-0	0	0	0	4	5	1	5	0	5	21
04	GRANT JR., John	f	1-8	0-5	0-0	1	0	1	2	2	0	0	0	1	17
12	SMITH, Jahlil	f	4-10	1-5	2-4	1	4	5	0	11	1	2	0	0	22
03	SELLERS, Zach	g	4-13	3-7	0-0	1	0	1	2	11	3	0	0	2	31
11	DOTSON, Jaquan	g	5-9	5-9	2-2	0	2	2	3	17	1	3	0	1	35
02	SMITH, Zaqavian	g	2-4	2-3	0-0	1	0	1	2	6	0	1	0	0	12
02	JOSEPH, Collins	g	8-10	3-5	2-3	2	1	3	0	21	5	2	0	0	22
05	HANSEN, Romani	g	0-5	0-2	3-4	2	3	5	4	3	3	0	2	3	18
10	SAEED, Adam	g	4-9	1-3	0-1	1	4	5	1	9	1	5	0	0	22
Team						2	2	4			1				
Totals			30-75	16-43	9-14	11	16	27	18	85	15	19	2	12	200

FG % 1st Half: 14-36 38.9% 2nd half: 16-39 41.0% Game: 30-75 40.0%
3FG % 1st Half: 6-24 25.0% 2nd half: 10-19 52.6% Game: 16-43 37.2%
FT % 1st Half: 3-5 60.0% 2nd half: 6-9 66.7% Game: 9-14 64.3%

Vanderbilt 120 • 5-1

#	Player	Total		3-Ptr		Rebounds			PF	TP	A	TO	Blk	Stl	Min
		FG-FGA	FG-FGA	FT-FTA	FT-FTA	Off	Def	Tot							
11	SHITTU, Simisola	f	6-7	0-1	5-6	1	2	3	2	17	5	5	0	0	19
15	BROWN, Clevon	f	1-2	0-0	2-2	0	1	1	0	4	0	0	4	1	20
32	RYAN, Matt	f	3-8	3-8	2-2	1	2	3	0	11	3	3	0	0	20
00	LEE, Saben	g	4-6	0-1	3-5	1	3	4	0	11	4	0	0	3	20
02	TOYE, Joe	g	5-6	3-3	0-0	0	2	2	3	13	1	0	1	0	13
01	WETZELL, Yanni	g	5-7	2-2	3-4	1	6	7	1	15	2	2	1	1	23
03	EVANS, Maxwell	g	6-9	2-4	2-2	1	3	4	1	16	3	3	1	0	26
13	MOYER, Matthew	g	4-9	2-5	0-0	3	3	6	0	10	5	2	1	0	24
14	RICE, Isaiah	g	0-0	0-0	0-0	0	0	0	0	0	0	1	0	0	3
24	NESMITH, Aaron	g	7-12	2-5	4-4	2	11	13	4	20	3	3	2	3	29
30	HUNT, Mac	g	1-1	1-1	0-0	0	0	0	0	3	1	0	0	0	3
Team						2	4	6			1				
Totals			42-67	15-30	21-25	12	37	49	12	120	27	20	10	9	200

FG % 1st Half: 23-37 62.2% 2nd half: 19-30 63.3% Game: 42-67 62.7%
3FG % 1st Half: 6-15 40.0% 2nd half: 9-15 60.0% Game: 15-30 50.0%
FT % 1st Half: 13-17 76.5% 2nd half: 8-8 100.0% Game: 21-25 84.0%

Officials: Pat Adams, Brian Shey, Erroll Lewis
Technical fouls: Savannah State-None. Vanderbilt-None.
Attendance: 8271

Score by periods	1st	2nd	Total
Savannah State	37	48	85
Vanderbilt	65	55	120

Last FG - SSUM 2nd-02:04, VU 2nd-00:31.
Largest lead - SSUM by 1 1st-16:32, VU by 43 2nd-04:53.
SSUM led for 00:23. VU led for 39:26. Game was tied for 00:11.

Score tied - 0 times.
Lead changed - 2 times.



Official Basketball Box Score -- Game Totals -- Final Statistics
Vanderbilt vs NC State
12/01/18 5:00 PM at AmericanAirlines Arena, Miami, Fla.



Vanderbilt 65 • 5-2

#	Player	Total		3-Ptr		Rebounds			PF	TP	A	TO	Blk	Stl	Min
		FG-FGA	FG-FGA	FT-FTA	FT-FTA	Off	Def	Tot							
11	SHITTU, Simisola	f	6-12	0-2	3-5	2	4	6	3	15	2	3	3	1	33
15	BROWN, Clevon	f	2-2	0-0	0-2	1	1	2	3	4	2	1	1	1	16
32	RYAN, Matt	f	3-9	1-5	2-2	2	3	5	0	9	0	3	0	1	21
00	LEE, Saben	g	3-7	0-0	9-13	0	1	1	3	15	3	2	0	0	32
02	TOYE, Joe	g	0-6	0-4	1-2	0	1	1	2	1	0	0	1	0	26
01	WETZELL, Yanni	g	1-5	0-3	0-2	0	3	3	2	2	0	0	0	0	13
03	EVANS, Maxwell	g	4-7	1-3	1-2	2	1	3	3	10	1	2	0	0	20
13	MOYER, Matthew	g	0-2	0-1	0-0	2	2	4	1	0	0	0	1	0	14
24	NESMITH, Aaron	g	3-6	1-4	2-2	3	2	5	4	9	1	1	1	1	25
Team						0	3	3							
Totals			22-56	3-22	18-30	12	21	33	21	65	9	12	7	4	200

FG % 1st Half: 12-27 44.4% 2nd half: 10-29 34.5% Game: 22-56 39.3%
3FG % 1st Half: 1-9 11.1% 2nd half: 2-13 15.4% Game: 3-22 13.6%
FT % 1st Half: 9-13 69.2% 2nd half: 9-17 52.9% Game: 18-30 60.0%

NC State 80 • 7-1

#	Player		Total		3-Ptr		Rebounds			PF	TP	A	TO	Blk	Stl	Min
			FG-FGA	FG-FGA	FT-FTA	FT-FTA	Off	Def	Tot							
33	WALKER, Wyatt	f	2-2	0-0	0-0	1	3	4	5	4	1	2	0	0	18	
02	DORN, Torin	g	4-8	0-1	2-3	1	6	7	2	10	0	2	0	0	32	
10	BEVERLY, Braxton	g	1-7	1-3	1-2	0	3	3	2	4	3	1	0	0	30	
11	JOHNSON, Markell	g	7-10	1-2	4-6	3	3	6	3	19	7	2	0	0	26	
24	DANIELS, Devon	g	2-5	1-3	1-2	0	1	1	3	6	0	1	0	1	14	
00	FUNDERBURK, DJ	g	5-10	0-1	6-7	3	2	5	4	16	1	1	0	1	22	
04	HELLEMS, Jericole	g	4-10	1-2	0-0	1	2	3	2	9	2	0	0	0	23	
05	LOCKETT, Eric	g	0-0	0-0	0-0	0	0	0	0	0	0	0	0	0	7	
13	BRYCE, CJ	g	4-11	1-3	0-0	1	5	6	1	9	2	2	0	0	24	
55	HARRIS, Blake	g	1-1	0-0	1-2	0	1	1	2	3	0	1	0	1	4	
	Team					7	3	10								

2018-19 Box Scores



Official Basketball Box Score -- Game Totals -- Final Statistics
Arizona State vs Vanderbilt
12/17/18 6 p.m. at Nashville, Tenn. (Memorial Gym)



Arizona State 65 • 8-2

#	Player	Total			3-Ptr			Rebounds			PF	TP	A TO Blk Stl			Min
		FG	FGA	FG-FGA	FT	FTA	FT-FTA	Off	Def	Tot						
14	Lawrence, Kimani	f	3-12	1-4	0-0	3	5	8	3	7	1	2	0	1	30	
23	White, Romello	f	2-4	0-0	5-6	2	3	5	1	9	0	1	0	0	22	
45	Cheatham, Zylan	f	3-6	0-1	3-4	1	13	14	3	9	0	1	1	0	33	
00	Dort, Luguentz	g	3-13	2-4	2-3	0	1	1	3	10	3	3	0	1	29	
01	Martin, Remy	g	3-12	1-5	2-2	1	2	3	0	9	1	1	0	0	29	
02	Edwards, Rob	g	4-10	2-4	4-4	0	0	0	4	14	3	0	0	1	25	
32	Lake, De'Quon	g	0-0	0-0	0-1	2	1	3	3	0	0	1	0	1	12	
35	Cherry, Taeshon	g	3-8	1-6	0-0	1	3	4	2	7	1	1	0	0	20	
Team						3	1	4								
Totals			21-65	7-24	16-20	13	29	42	19	65	9	10	1	4	200	

FG % 1st Half: 11-33 33.3% 2nd half: 10-32 31.3% Game: 21-65 32.3%
3FG % 1st Half: 3-11 27.3% 2nd half: 4-13 30.8% Game: 7-24 29.2%
FT % 1st Half: 3-4 75.0% 2nd half: 13-16 81.3% Game: 16-20 80.0%

Vanderbilt 81 • 7-2

#	Player	Total		3-Ptr		Rebounds			PF	TP	A			Min	
		FG-FGA	FG-FGA	FT-FTA	Off	Def	Tot	To			Bk	Stl			
11	SHITTU, Simisola	f	4-10	0-1	1-2	0	7	7	3	9	4	2	0	1	37
13	MOYER, Matthew	f	0-2	0-2	0-0	0	0	0	1	0	0	1	0	0	10
32	RYAN, Matt	f	2-11	2-9	5-6	0	1	1	1	11	1	0	0	0	24
00	LEE, Saben	g	2-3	1-2	9-12	0	5	5	2	14	3	4	0	0	29
02	TOYE, Joe	g	4-8	3-4	0-0	1	1	2	3	11	0	0	0	2	23
01	WETZELL, Yanni	g	3-5	1-2	5-5	1	4	5	3	12	1	1	2	0	21
03	EVANS, Maxwell	g	3-5	2-3	0-0	0	4	4	0	8	3	1	0	0	17
15	BROWN, Clevon	g	1-1	0-0	1-2	1	1	2	2	3	0	1	1	0	12
24	NESMITH, Aaron	g	5-10	3-5	0-2	1	4	5	3	13	1	0	1	0	27
Team						3	5	8							
Totals			24-55	12-28	21-29	7	32	39	18	81	13	10	4	3	200

FG % 1st Half: 14-34 41.2% 2nd half: 10-21 47.6% Game: 24-55 43.6%
3FG % 1st Half: 6-16 37.5% 2nd half: 6-12 50.0% Game: 12-28 42.9%
FT % 1st Half: 0-2 0.0% 2nd half: 13-27 77.8% Game: 21-29 72.4%

Officials: Doug Simons, Keith Kimble, Michael Roberts
Technical fouls: Arizona State-Dort, Luguentz. Vanderbilt-None.
Attendance: 9271

Score by periods	1st	2nd	Total
Arizona State	28	37	65
Vanderbilt	34	47	81

Last FG - ASU 2nd-01:00, VU 2nd-02:46.
Largest lead - ASU by 9 1st-16:46, VU by 16 2nd-00:32.
ASU led for 14:50. VU led for 24:07. Game was tied for 01:02.

	In	Off	2nd	Fast	Bench
Points	24	6	11	4	21
ASU	24	7	8	4	36
VU					

Score tied - 1 time.
Lead changed - 1 time.



Official Basketball Box Score -- Game Totals -- Final Statistics
Vanderbilt vs Kansas State
12/22/18 6:01 p.m. CT at Kansas City, Mo. - Sprint Center



Vanderbilt 58 • 7-3

#	Player		Total		3-Ptr		Rebounds			PF	TP	A TO Blk Stl				Min
			FG-FGA	FG-FGA	FT-FTA		Off	Def	Tot							
11	SHITTU, Simisola	f	3-9	0-0	4-4	0	7	7	3	10	2	1	0	0	27	
13	MOYER, Matthew	f	0-2	0-2	0-0	0	1	1	3	0	0	0	1	1	9	
32	RYAN, Matt	f	4-8	4-7	2-3	0	4	4	4	14	0	2	0	0	29	
00	LEE, Saben	g	1-5	0-3	6-6	1	1	2	1	8	4	3	1	0	22	
02	TOYE, Joe	g	3-7	3-6	2-3	0	2	2	3	11	2	3	0	0	24	
01	WETZELL, Yanni		3-6	0-2	2-2	3	6	9	3	8	0	2	0	0	29	
03	EVANS, Maxwell		0-3	0-1	5-9	0	2	2	0	5	2	2	0	0	24	
15	BROWN, Clevon		1-1	0-0	0-0	1	0	1	0	2	0	0	0	0	13	
24	NESMITH, Aaron		0-6	0-4	0-0	1	4	5	5	0	1	2	0	1	23	
Team						0	2	2								
Totals			15-47	7-25	21-27	6	29	35	22	58	11	15	2	2	200	

FG % 1st Half: 8-26 30.8% 2nd half: 7-21 33.3% Game: 15-47 31.9%
3FG % 1st Half: 3-13 23.1% 2nd half: 4-12 33.3% Game: 7-25 28.0%
FT % 1st Half: 1-4 25.0% 2nd half: 20-23 87.0% Game: 21-27 77.8%

Kansas State 69 • 9-2

		Total	3-Ptr	Rebounds										
#	Player	FG-FGA	FT-FTA	Off	Def	Tot	PF	TP	A	TO	Blk	Stl	Min	
14	MAWIEN, Makol	f 7-10	1-1	0-0	2	3	5	4	15	0	0	1	0	29
20	SNEED, Xavier	f 2-11	1-4	2-2	2	7	9	3	7	4	0	0	1	31
02	DIARRI, Cartier	g 2-6	2-3	4-6	1	6	7	2	10	1	1	1	1	32
03	STOKES, Kamau	g 2-8	0-4	8-12	0	2	2	2	12	5	4	0	0	35
05	BROWN, Barry	g 5-12	1-3	1-2	0	5	5	5	12	2	1	0	3	34
00	McGUIRL, Mike	g 3-6	0-2	0-0	0	2	2	0	6	1	0	0	1	19
01	NEAL-WILLIAMS, Shau	g 0-0	0-0	0-0	0	0	0	0	0	0	0	0	0	0+
21	LOVE III, James	g 0-0	0-0	0-0	0	0	0	0	0	0	0	0	0	0+
23	TRICE, Austin	g 3-5	0-0	1-5	0	2	2	3	7	0	1	0	1	15
34	STOCKARD III, Levi	g 0-0	0-0	0-0	0	0	0	0	0	0	0	0	0	5
Team					2	0	2							
Totals		24-58	5-17	16-27	7	27	34	19	69	13	7	2	7	200

FG % 1st Half: 12-29 41.4% 2nd half: 12-29 41.4% Game: 24-58 41.4%
3FG % 1st Half: 3-10 30.0% 2nd half: 2-7 28.6% Game: 5-17 29.4%
FT % 1st Half: 3-4 75.0% 2nd half: 13-23 56.5% Game: 16-27 59.3%

Officials: Joe DeRosa, Byron Jarrett, Kerby Sitton
Technical fouls: Vanderbilt-None. Kansas State-None.
Attendance: 14062
Ninth Wildcat Classic at the Sprint Center

Score by periods	1st	2nd	Total
Vanderbilt	20	38	58
Kansas State	30	39	69

	In	Off	2nd	Fast	Bench
Points	16	3	4	6	15
VU	30	16	10	4	13
KS					

Last FG - VU 2nd-00:53, KS 2nd-03:10.
Largest lead - VU None, KS by 22 2nd-11:02.
VU led for 00:00. KS led for 39:46. Game was tied for 00:13.

Score tied - 0 times.
Lead changed - 0 times.



Official Basketball Box Score -- Game Totals -- Final Statistics
Tennessee State vs Vanderbilt
12/29/18 12:30 p.m. at Nashville, Tenn. (Memorial Gym)



Tennessee State 76 • 3-9

#	Player		Total		3-Ptr		Rebounds			PF	TP	A TO Blk Stl			Min	
			FG-FGA	FG-FGA	FT-FTA	Off	Def	Tot								
02	EGBUTA, Emmanuel	f	2-4	0-0	2-6	4	1	5	5	6	0	1	0	0	12	
30	CHAFFEE JR., Stokley	f	2-5	0-0	5-6	2	6	8	3	9	1	1	1	1	27	
00	CHANEY, Armani	g	6-8	4-4	0-0	0	3	3	2	16	3	0	0	2	26	
10	DAVIS, Tripp	g	2-7	1-5	0-0	0	1	1	3	5	0	0	0	0	19	
11	McKNIGHT, Kamar	g	3-16	2-6	2-2	1	4	5	2	10	2	3	0	0	31	
01	LITTLEJOHN, Michael	g	2-9	2-6	0-0	0	0	0	1	6	1	0	0	0	19	
03	FITPATRICK-DORSEY	g	4-8	1-2	7-8	0	4	4	2	16	1	3	0	0	27	
04	MOORE, Damarri	g	0-1	0-0	2-4	0	3	3	2	2	2	1	2	1	18	
22	CUMMINGS, Daniel	g	0-0	0-0	0-0	0	0	0	0	0	0	0	0	0	5	
23	HENDERSON, Dajion	g	3-5	0-0	0-0	2	2	4	3	6	0	2	0	0	16	
Team						1	1	2								
Totals				24-63	10-23	18-26	10	25	35	23	76	10	11	3	4	200

FG % 1st Half: 12-33 36.4% 2nd half: 12-30 40.0% Game: 24-63 38.1%
3FG % 1st Half: 7-15 46.7% 2nd half: 3-8 37.5% Game: 10-23 43.5%
FT % 1st Half: 4-6 66.7% 2nd half: 14-20 70.0% Game: 18-26 69.2%

Vanderbilt 95 • 8-3

#	Player		Total		3-Ptr		Rebounds			PF	TP	A			Min	
			FG	FGA	FG	FGA	FT	FTA	Off			Def	Tot	To		Blk
01	WETZELL, Yanni	f	1-4	0-2	2-2		0	0	0	3	4	0	1	1	3	25
11	SHITTU, Simisola	f	2-9	0-1	6-7		1	7	8	2	10	1	3	0	0	27
32	RYAN, Matt	f	3-8	2-6	0-0		1	2	3	2	8	0	0	0	0	22
00	LEE, Saben	g	8-9	0-1	7-9		1	3	4	0	23	3	2	0	1	27
02	TOYE, Joe	g	6-11	4-8	2-4		1	2	3	0	18	0	1	1	0	23
03	EVANS, Maxwell	g	2-5	1-3	5-6		0	2	2	1	10	4	0	0	0	19
13	MOYER, Matthew	g	3-4	1-2	3-4		2	2	4	3	10	0	1	0	0	23
15	BROWN, Clevon	g	1-1	0-0	1-2		1	5	6	3	3	1	0	2	0	13
24	NESMITH, Aaron	g	3-7	1-4	2-2		0	5	5	4	9	2	0	1	0	21
	Team						0	5	5				1			
Totals			29-58	9-27	28-36		7	33	40	18	95	11	9	5	5	200

FG % 1st Half

2018-19 Box Scores



Official Basketball Box Score -- Game Totals -- Final Statistics
Ole Miss vs Vanderbilt
01/05/19 7:30 p.m. at Nashville, Tenn. (Memorial Gym)



Ole Miss 81 • 11-2 1-0

#	Player	Total		3-Ptr		Rebounds			PF	TP	A	TO	Blk	Stl	Min
		FG	FGA	FT	FTA	Off	Def	Tot							
00	Hinson, Blake	f	3-6	1-2	4-4	0	3	3	4	11	1	1	0	1	28
13	Olejniczak, Dominik	c	4-6	0-0	0-1	2	1	3	4	8	0	0	2	1	25
02	Shuler, Devontae	g	2-10	0-4	7-8	2	5	7	1	11	6	2	0	2	37
03	Davis, Terence	g	4-8	2-4	1-2	0	5	5	4	11	1	2	0	1	21
04	Tyree, Breein	g	11-16	3-5	6-6	0	4	4	2	31	3	2	1	0	36
01	Naylor, Zach	g	0-0	0-0	0-0	1	0	1	1	0	2	0	1	0	8
12	Stevens, Bruce	g	2-6	0-2	0-0	0	3	3	2	4	0	1	0	0	15
14	Buffen, KJ	g	2-4	0-0	1-1	2	5	7	3	5	2	4	2	1	20
20	Davis, D.C.	g	0-1	0-1	0-0	0	2	2	0	0	0	0	0	0	10
Team						1	0	1							
Totals			28-57	6-18	19-22	8	28	36	21	81	15	12	6	6	200

FG % 1st Half: 13-31 41.9% 2nd half: 15-26 57.7% Game: 28-57 49.1%
3FG % 1st Half: 4-10 40.0% 2nd half: 2-8 25.0% Game: 6-18 33.3%
FT % 1st Half: 5-7 71.4% 2nd half: 14-15 93.3% Game: 19-22 86.4%

Deadball Rebounds: 2

Vanderbilt 71 • 9-4 0-1

#	Player	Total		3-Ptr		Rebounds			PF	TP	A	TO	Blk	Stl	Min
		FG	FGA	FT	FTA	Off	Def	Tot							
01	WETZELL, Yanni	f	3-6	0-1	1-3	1	2	3	3	7	0	2	1	2	28
13	SHITTU, Simisola	f	6-9	0-0	9-15	2	7	9	2	21	3	1	1	1	33
32	RYAN, Matt	f	3-7	3-5	0-0	0	0	0	2	9	1	1	0	2	28
00	LEE, Saben	g	3-12	0-2	3-6	0	5	5	2	9	5	2	0	1	35
02	TOYE, Joe	g	4-12	1-6	3-3	3	4	7	2	12	1	0	1	0	33
01	EVANS, Maxwell	g	0-1	0-1	0-0	0	0	0	0	0	1	0	0	0	9
13	MOYER, Matthew	g	0-0	0-0	1-2	1	1	2	0	1	1	1	0	0	8
15	BROWN, Clevon	g	2-4	0-0	0-0	2	0	2	0	4	0	0	1	0	8
24	NESMITH, Aaron	g	3-9	2-5	0-0	1	2	3	5	8	1	1	1	1	18
Team						3	1	4							
Totals			24-60	6-20	17-29	13	22	35	16	71	13	10	5	7	200

FG % 1st Half: 13-31 41.9% 2nd half: 11-29 37.9% Game: 24-60 40.0%
3FG % 1st Half: 1-7 14.3% 2nd half: 5-13 38.5% Game: 6-20 30.0%
FT % 1st Half: 5-10 50.0% 2nd half: 12-19 63.2% Game: 17-29 58.6%

Deadball Rebounds: 7

Officials: Pat Adams, R.B. Clyburn, Robert Felder
Technical fouls: Ole Miss-Buffen, KJ. Vanderbilt-None.
Attendance: 10422

Score by periods	1st	2nd	Total
Ole Miss	35	46	81
Vanderbilt	32	39	71

Last FG - OM 2nd-01:24, VU 2nd-03:46.
Largest lead - OM by 10 2nd-00:31, VU by 6 1st-18:36.
OM led for 15:36. VU led for 17:02. Game was tied for 07:22.

Points	In	Off	2nd	Fast	Bench
OM	28	7	6	2	9
VU	36	13	10	4	13

Score tied - 10 times.
Lead changed - 13 times.



Official Basketball Box Score -- Game Totals -- Final Statistics
Vanderbilt vs Georgia
01/09/19 6:30 PM ET at Stegeman Coliseum - Athens, Ga.



Vanderbilt 63 • 9-5, 0-2

#	Player	Total		3-Ptr		Rebounds			PF	TP	A	TO	Blk	Stl	Min
		FG	FGA	FT	FTA	Off	Def	Tot							
01	WETZELL, Yanni	f	3-7	1-2	1-1	3	2	5	1	8	0	1	0	0	22
11	SHITTU, Simisola	f	5-15	0-0	0-2	4	10	14	1	10	3	2	1	1	28
24	NESMITH, Aaron	f	3-10	1-6	2-4	5	3	8	4	9	0	2	1	2	29
32	RYAN, Matt	f	1-6	1-6	0-0	0	1	1	3	3	1	0	0	0	18
00	LEE, Saben	g	4-9	1-1	3-3	0	2	2	2	12	2	2	0	2	28
02	TOYE, Joe	g	2-9	0-4	2-2	0	0	0	3	6	1	0	0	0	28
01	EVANS, Maxwell	g	3-7	2-5	2-2	0	4	4	3	10	1	1	0	2	25
13	MOYER, Matthew	g	2-6	0-1	1-1	1	0	1	2	5	0	1	0	1	17
15	BROWN, Clevon	g	0-1	0-0	0-0	0	1	1	1	0	0	1	0	0	5
Team						5	0	5							
Totals			23-70	6-25	11-15	18	23	41	21	63	8	10	2	8	200

FG % 1st Half: 13-35 37.1% 2nd half: 10-35 28.6% Game: 23-70 32.9%
3FG % 1st Half: 3-10 30.0% 2nd half: 3-15 20.0% Game: 6-25 24.0%
FT % 1st Half: 4-8 50.0% 2nd half: 7-7 100.0% Game: 11-15 73.3%

Deadball Rebounds: 2

Georgia 82 • 9-5, 1-1

#	Player	Total		3-Ptr		Rebounds			PF	TP	A	TO	Blk	Stl	Min
		FG	FGA	FT	FTA	Off	Def	Tot							
00	HAMMONDS, RAYSHAU	f	6-13	2-6	5-5	2	4	6	3	19	0	3	2	0	29
33	CLAXTON, NICOLAS	f	3-10	0-3	3-7	2	10	12	4	9	1	1	5	2	29
34	OGBEIDE, DEREK	f	7-9	0-0	1-2	3	6	9	1	15	1	2	1	0	29
00	JACKSON II, WILLIAM	g	2-2	2-2	2-2	1	0	1	2	8	2	0	1	0	28
01	HIGHTOWER, TRESHAWN	g	4-8	1-4	2-3	0	4	4	0	11	2	0	0	1	21
02	HARRIS, JORDAN	g	0-0	0-0	0-0	0	0	0	0	0	0	1	1	0	1
04	CRUMP, TYREE	g	2-5	2-4	2-2	0	1	1	0	8	4	0	0	0	18
11	HARRISON, CHRISTIAN	g	0-0	0-0	0-0	0	0	0	0	0	0	0	0	0	2
13	WILDRIDGE, E'TORRION	g	1-4	0-1	2-2	1	1	2	2	4	3	2	2	0	19
14	FAGAN, TYE	g	1-3	0-1	0-0	1	3	4	0	2	0	1	0	0	7
25	NGUMEZI, AMANZE	g	0-2	0-2	0-0	1	0	1	2	0	0	1	0	0	9
32	EDWARDS, MIKE	g	0-0	0-0	0-0	0	0	0	0	0	0	0	0	0	1
43	SARGUINAS, IGNAS	g	2-4	2-3	0-0	0	0	0	0	6	0	1	0	1	7
Team						1	2	3							
Totals			28-60	9-26	17-23	12	31	43	14	82	13	12	12	4	200

FG % 1st Half: 12-32 37.5% 2nd half: 16-28 57.1% Game: 28-60 46.7%
3FG % 1st Half: 2-12 16.7% 2nd half: 7-14 50.0% Game: 9-26 34.6%
FT % 1st Half: 8-13 61.5% 2nd half: 9-10 90.0% Game: 17-23 73.9%

Deadball Rebounds: 3

Officials: Michael Stephens, Tony Green, Brian O'Connell
Technical fouls: Vanderbilt-TEAM. Georgia-None.
Attendance: 9429

Score by periods	1st	2nd	Total
Vanderbilt	33	30	63
Georgia	34	48	82

Last FG - VU 2nd-02:53, UGA 2nd-02:29.
Largest lead - VU by 5 1st-11:34, UGA by 21 2nd-00:59.
VU led for 06:48. UGA led for 28:11. Game was tied for 05:01.

Points	In	Off	2nd	Fast	Bench
VU	34	23	17	11	21
UGA	36	11	12	5	20

Score tied - 8 times.
Lead changed - 6 times.



Official Basketball Box Score -- Game Totals -- Final Statistics
Vanderbilt vs Kentucky
01/12/19 8:30pm at Rupp Arena - Lexington, KY



Vanderbilt 47 • 9-6, 0-3

#	Player	Total		3-Ptr		Rebounds			PF	TP	A	TO	Blk	Stl	Min
		FG	FGA	FT	FTA	Off	Def	Tot							
24	NESMITH, Aaron	f	5-11	1-6	0-0	2	3	5	3	11	1	1	0	0	35
32	RYAN, Matt	f	1-7	1-6	0-0	0	1	1	3	3	0	0	1	0	24
11	SHITTU, Simisola	c	4-10	0-1	0-1	3	2	5	2	8	0	3	1	1	32
00	LEE, Saben	g	2-6	1-2	4-6	0	1	1	2	9	2	0	0	1	31
02	TOYE, Joe	g	3-7	2-6	1-3	1	5	6	0	9	1	0	0	0	36
01	WETZELL, Yanni	g	0-1	0-0	0-0	0	0	0	0	1	0	1	1	0	9
01	EVANS, Maxwell	g	0-1	0-0	0-0	0	1	1	2	0	2	4	0	1	15
13	MOYER, Matthew	g	2-4	2-4	1-2	0	1	1	1	7	0	1	1	1	14
15	BROWN, Clevon	g	0-0	0-0	0-0	0	0	0	0	0	0	0	0	0	4
Team						1	0	1							
Totals			17-47	7-25	6-12	7	14	21	14	47	6	12	4	4	200

FG % 1st Half: 11-22 50.0% 2nd half: 6-25 24.0% Game: 17-47 36.2%
3FG % 1st Half: 5-11 45.5% 2nd half: 2-14 14.3% Game: 7-25 28.0%
FT % 1st Half: 3-7 42.9% 2nd half: 3-5 60.0% Game: 6-12 50.0%

Deadball Rebounds: 3

Kentucky 56 • 12-3, 2-1

#	Player	Total		3-Ptr		Rebounds			PF	TP	A	TO	Blk	Stl	Min
		FG	FGA	FT	FTA	Off	Def	Tot							
22	Travis, Reid	f	2-6	0-0	1-2	3	9	12	2	5	1	2	2	0	30
25	Washington, PJ	f	1-4	0-1	1-4	5	3	8	3	3	1	0	1	1	32
02	Hagans, Ashton	g	7-9	0-1	1-2	1	3	4	1	15	4	5	0	3	33
03	Johnson, Keldon	g	6-8	1-2	2-2	0	1	1	5	15	1	4	0	0	24

2018-19 Box Scores



Official Basketball Box Score -- Game Totals -- Final Statistics
Mississippi State vs Vanderbilt
01/19/19 7:30 p.m. at Nashville, Tenn. (Memorial Gym)



Mississippi State 71 • 14-3, 2-2 SEC

#	Player	Total		3-Ptr		Rebounds			PF	TP	A TO Blk Stl				Min
		FG-FGA	FG-FGA	FT-FTA	FT-FTA	Off	Def	Tot			A	TO	Blk	Stl	
24	Abdul Ado	f	1-1	0-0	2-2	2	1	3	3	4	0	1	2	1	12
35	Aric Holman	f	4-9	2-5	0-0	3	6	9	3	10	3	2	0	0	26
00	Nick Weatherspoon	g	2-7	0-2	0-0	0	2	2	3	6	1	1	0	2	34
02	Lamar Peters	g	3-6	1-4	0-0	0	2	2	4	7	2	2	0	0	22
11	Q Weatherspoon	g	6-12	0-0	5-7	1	7	8	2	17	4	0	0	0	32
01	Reggie Perry	g	3-6	0-1	0-0	2	6	8	2	6	0	0	1	0	21
12	Robert Woodard II	g	3-8	0-1	3-3	1	3	4	3	9	2	1	0	0	20
22	KeyShawn Feazell	g	1-2	0-0	0-0	1	0	1	1	2	0	0	0	0	7
23	Tyson Carter	g	4-8	2-6	0-0	0	3	3	1	10	1	2	0	1	26
Team						0 0 0									
Totals		27-59		5-19		12-14			22	71	13	9	3	4	200

FG % 1st Half: 12-30 40.0% 2nd half: 15-29 51.7% Game: 27-59 45.8%
3FG % 1st Half: 3-10 30.0% 2nd half: 2-9 22.2% Game: 5-19 26.3%
FT % 1st Half: 8-10 80.0% 2nd half: 4-4 100.0 Game: 12-14 85.7%

Vanderbilt 55 • 9-8, 0-5 SEC

#	Player	Total		3-Ptr		Rebounds			PF	TP	A TO Blk Stl				Min
		FG-FGA	FG-FGA	FT-FTA	FT-FTA	Off	Def	Tot			A	TO	Blk	Stl	
11	SHITTU, Simisola	f	2-7	1-2	2-7	1	4	5	0	7	2	2	0	0	27
24	NESMITH, Aaron	f	4-10	2-6	1-2	1	5	6	3	11	0	2	0	0	35
32	RYAN, Matt	f	1-4	1-4	0-0	0	1	1	2	3	0	0	0	2	14
00	LEE, Saben	g	4-9	0-0	5-8	1	5	6	2	13	3	2	0	0	38
02	TOYE, Joe	g	3-8	1-3	0-1	0	1	1	1	7	1	1	0	1	25
01	WETZELL, Yanni	g	2-5	0-2	3-4	1	3	4	2	7	0	3	0	0	13
03	EVANS, Maxwell	g	0-1	0-1	1-2	0	0	0	0	1	0	1	0	0	12
13	MOYER, Matthew	g	2-3	0-1	2-2	2	2	4	1	6	0	3	2	0	24
15	BROWN, Clevon	g	0-2	0-0	0-0	1	2	3	0	0	0	0	0	0	12
Team						0 0 0									
Totals		18-49		5-19		14-26			11	55	6	14	2	3	200

FG % 1st Half: 10-30 33.3% 2nd half: 8-19 42.1% Game: 18-49 36.7%
3FG % 1st Half: 3-9 33.3% 2nd half: 2-10 20.0% Game: 5-19 26.3%
FT % 1st Half: 4-9 44.4% 2nd half: 10-17 58.8% Game: 14-26 53.8%

Officials: Patrick Evans, Byron Jarrett, Gerald Williams
Technical fouls: Mississippi State-Lamar Peters. Vanderbilt-None.
Attendance: 9570

Score by periods	1st	2nd	Total
Mississippi State	35	36	71
Vanderbilt	27	28	55

Last FG - MS 2nd-01:20, VU 2nd-01:06.
Largest lead - MS by 22 2nd-06:03, VU None.
MS led for 39:09, VU led for 00:00. Game was tied for 00:51.

Points	In	Off	2nd	Fast	Bench
MS	40	18	7	8	27
VU	24	2	6	4	14

Score tied - 0 times.
Lead changed - 0 times.



Official Basketball Box Score -- Game Totals -- Final Statistics
Tennessee vs Vanderbilt
01/23/19 6 p.m. at Nashville, Tenn. (Memorial Gym)



Tennessee 88 • 17-1, 6-0 SEC

#	Player		Total		3-Ptr		Rebounds			PF	TP	A TO Blk Stl				Min
			FG-FGA	FG-FGA	FT-FTA	FT-FTA	Off	Def	Tot			A	TO	Blk	Stl	
02	Williams, Grant	f	10-15	0-2	23-23	1	7	8	3	43	2	3	4	1	38	
05	Schofield, Admiral	f	2-9	0-6	2-4	0	4	4	4	6	0	1	0	2	30	
11	Alexander, Kyle	f	3-3	0-0	0-0	1	4	5	1	6	0	2	3	0	35	
00	Bone, Jordan	g	5-10	2-3	2-3	1	1	2	2	14	7	0	0	1	36	
35	Pons, Yves	g	0-1	0-1	0-0	0	2	2	1	0	0	2	0	0	14	
01	Turner, Lamonte	g	2-8	2-5	2-2	0	2	2	4	8	5	0	0	0	33	
10	Fulkerson, John	g	0-0	0-0	0-0	0	0	0	0	2	0	0	0	0	7	
15	Walker, Derrick	g	1-1	0-0	0-0	0	0	0	0	2	0	0	0	0	1	
23	Bowden, Jordan	g	4-11	1-3	0-0	0	4	4	3	9	2	0	0	1	31	
Team						2	1	3								
Totals			27-58	5-20	29-32	5	25	30	20	88	16	8	7	5	225	

FG % 1st Half: 13-26 50.0% 2nd half: 12-27 44.4% OT: 2-5 40.0% Game: 27-58 46.6%
3FG % 1st Half: 5-12 41.7% 2nd half: 0-7 0.0% OT: 0-1 0.0% Game: 5-20 25.0%
FT % 1st Half: 7-8 87.5% 2nd half: 14-16 87.5% OT: 8-8 100.0% Game: 29-32 90.6%

Vanderbilt 83 • 9-9, 0-6 SEC

#	Player		Total		3-Ptr		Rebounds			PF	TP	A TO Blk Stl				Min
			FG-FGA	FG-FGA	FT-FTA	Off	Def	Tot	A			TO	Blk	Stl		
01	WETZELL, Yanni	f	2-5	0-1	0-0	1	2	3	5	4	2	0	0	0	25	
11	SHITTU, Simisola	f	5-11	0-1	0-1	1	5	6	4	10	4	4	0	1	35	
13	MOYER, Matthew	f	1-2	0-1	0-0	0	4	4	4	2	0	0	0	1	14	
24	NESMITH, Aaron	f	9-15	4-7	2-3	2	4	6	3	24	1	2	2	2	42	
00	LEE, Saben	g	5-16	3-5	8-13	1	3	4	3	21	7	2	0	0	42	
02	TOYE, Joe		2-2	1-1	0-0	0	0	0	2	5	0	1	0	0	15	
03	EVANS, Maxwell		0-0	0-0	0-0	0	1	1	1	0	1	1	0	0	3	
15	BROWN, Clevon		2-2	0-0	1-1	0	1	1	5	5	1	3	1	1	23	
32	RYAN, Matt		4-7	2-5	2-3	0	2	2	2	12	1	2	0	0	26	
Team						2	4	6								
Totals			30-60	10-21	13-21	7	26	33	29	83	17	15	3	5	225	

FG % 1st Half: 14-25 56.0% 2nd half: 14-27 51.9% OT: 2-8 25.0% Game: 30-60 50.0%
3FG % 1st Half: 3-6 50.0% 2nd half: 6-9 66.7% OT: 1-6 16.7% Game: 10-21 47.6%
FT % 1st Half: 6-9 66.7% 2nd half: 5-8 62.5% OT: 2-4 50.0% Game: 13-21 61.9%

Officials: Terry Oglesby, Pat Adams, Terry Wymmer
Technical fouls: Tennessee-Schofield, Admiral. Vanderbilt-RYAN, Matt.
Attendance: 14316

Score by periods	1st	2nd	OT	Total
Tennessee	38	38	12	88
Vanderbilt	37	39	7	83

Points	In	Off	2nd	Fast	Bench
UT	42	16	8	2	19
VU	34	11	5	2	22

Last FG - UT 0T-00:31, VU 0T-02:01.
Largest lead - UT by 13 1st-15:01, VU by 6 2nd-01:32.
UT led for 30:37, VU led for 07:37. Game was tied for 06:42.

Score tied - 9 times.
Lead changed - 8 times.



Official Basketball Box Score -- Game Totals -- Final Statistics
Vanderbilt vs Oklahoma
01/26/19 3 p.m. at Lloyd Noble Center (Norman, Okla.)



Vanderbilt 55 • 9-10

#	Player	Total		3-Ptr		Rebounds			PF	TP	A TO Blk Stl				Min
		FG-FGA	FG-FGA	FT-FTA	FT-FTA	Off	Def	Tot			A	TO	Blk	Stl	
01	WETZELL, Yanni	f	1-8	0-2	2-2	1	3	4	4	0	3	0	1	1	31
13	MOYER, Matthew	f	0-4	0-2	0-2	2	1	3	0	0	0	0	0	0	11
24	NESMITH, Aaron	f	3-6	2-3	1-2	0	4	5	2	9	0	1	0	1	27
11	SHITTU, Simisola	c	3-9	0-3	1-1	0	5	5	1	7	1	6	0	0	23
00	LEE, Saben	g	9-12	2-2	4-4	1	7	8	1	24	3	6	1	3	37
02	TOYE, Joe	g	0-5	0-3	0-0	1	1	2	0	0	0	4	0	2	18
03	EVANS, Maxwell	g	0-1	0-1	0-0	1	0	1	0	0	1	0	0	0	9
15	BROWN, Clevon	g	2-3	0-0	0-0	2	0	2	4	4	1	1	1	0	20
32	RYAN, Matt	g	3-9	1-5	0-1	2	3	5	2	7	1	0	1	0	24
Team						0 0 0									
Totals		21-57		5-21		8-12			13	55	7	22	3	7	200

FG % 1st Half: 10-27 37.0% 2nd half: 11-30 36.7% Game: 21-57 36.8%
3FG % 1st Half: 3-8 37.5% 2nd half: 2-13 15.4% Game: 5-21 23.8%
FT % 1st Half: 0-1 0.0% 2nd half: 8-11 72.7% Game: 8-12 66.7%

Oklahoma 86 • 15-5

#	Player	Total		3-Ptr		Rebounds			PF	TP	A TO Blk Stl				Min
		FG-FGA	FG-FGA	FT-FTA	FT-FTA	Off	Def	Tot			A	TO	Blk	Stl	
21	Doolittle, Kristian	f	1-4	0-0	2-2	0	3	3	1	4	0	1	0	1	15
35	Manek, Brady	f	6-11	2-6	2-2	1	3	4	2	16	0	2	1	0	24



2018-19 Box Scores



Official Basketball Box Score -- Game Totals -- Final Statistics
Vanderbilt vs Mizzou
02/02/19 7:30 p.m. at Mizzou Arena



Vanderbilt 67 • 9-12 (0-8)

#	Player	Total		3-Ptr		Rebounds			PF	TP	A TO		Blk	Stl	Min
		FG	FGA	FG	FGA	FT	FTA	Off Def Tot			TO	Blk			
00	LEE, Saben	* 4-10	0-3	7-9	0 1 1	2	15	7 4 0 1	35						
01	WETZELL, Yanni	* 2-5	1-3	0-0	0 3 3	1	5	0 1 2 0	16						
03	EVANS, Maxwell	* 2-6	0-2	0-0	0 3 3	1	4	2 1 0 0	27						
11	SHITTU, Simisola	* 1-2	0-0	2-4	1 3 4	2	4	1 0 0 1	18						
24	NESMITH, Aaron	* 4-9	2-7	9-10	0 4 4	5	19	0 2 0 0	35						
02	TOYE, Joe	* 2-4	2-4	0-0	0 3 3	2	6	0 1 0 0	23						
13	MOYER, Matthew	* 0-1	0-1	0-0	0 0 0	1	0	0 0 0 0	1						
15	BROWN, Clevon	* 3-5	0-1	2-3	1 0 1	3	8	1 2 2 0	21						
32	RYAN, Matt	* 2-4	2-3	0-0	0 2 2	3	6	0 1 0 0	24						
Team					0 5 5										
Totals		20-46	7-24	20-26	2 24 26	20	67	11 12 4 2	200						

FG % 1st Half: 8-23 34.8% 2nd half: 12-23 52.2% Game: 20-46 43.5%
3FG % 1st Half: 0-10 0.0% 2nd half: 7-14 50.0% Game: 7-24 29.2%
FT % 1st Half: 12-16 75.0% 2nd half: 8-10 80.0% Game: 20-26 76.9%

Mizzou 77 • 11-9 (2-6)

#	Player	Total		3-Ptr		Rebounds			PF	TP	A TO		Blk	Stl	Min
		FG	FGA	FG	FGA	FT	FTA	Off Def Tot			TO	Blk			
01	PINSON, Xavier	* 2-3	1-2	4-6	1 2 3	2	9	2 0 0 0	17						
04	PICKETT, Javon	* 4-11	1-3	3-5	3 2 5	0	12	0 1 0 0	30						
15	GEIST, Jordan	* 5-12	2-7	3-7	2 3 5	2	15	6 1 0 0	36						
23	TILMON, Jeremiah	* 7-12	0-1	5-5	3 5 8	4	19	1 1 1 1	35						
24	PURYEAR, Kevin	* 0-5	0-3	0-0	0 10 10	2	0	2 3 0 0	17						
00	WATSON, Torrence	* 5-8	2-5	0-0	0 0 0	3	12	2 0 0 0	28						
02	SANTOS, K.J.	* 0-1	0-0	0-0	0 0 0	0	0	0 0 0 0	4						
03	SUGGS, Ronnie	* 1-1	0-0	1-1	0 1 1	1	3	0 2 0 0	9						
05	SMITH, Mitchell	* 2-3	1-1	0-0	0 2 2	2	5	1 1 1 1	20						
14	NIKKO, Reed	* 1-3	0-0	0-0	1 0 1	1	2	0 0 0 0	4						
Team					1 1 2										
Totals		27-59	7-22	16-24	11 26 37	17	77	14 9 2 4	200						

FG % 1st Half: 15-31 48.4% 2nd half: 12-28 42.9% Game: 27-59 45.8%
3FG % 1st Half: 3-10 30.0% 2nd half: 4-12 33.3% Game: 7-22 31.8%
FT % 1st Half: 4-7 57.1% 2nd half: 12-17 70.6% Game: 16-24 66.7%

Officials: Anthony Jordan, Jason Baker, R.B. Clyburn
Technical fouls: Vanderbilt-None. Mizzou-GEIST, Jordan.
Attendance: 11091

Score by periods	1st	2nd	Total
Vanderbilt	28	39	67
Mizzou	37	40	77

Points	In Paint	Off T/O	2nd Chance	Fast Break	Bench
VU	26	9	3	4	20
MIZ	36	13	11	2	22

Last FG - VU 2nd-01:17, MIZ 2nd-00:50.
Largest lead - VU by 2 1st-19:37, MIZ by 15 2nd-13:43.
VU led for 00:57, MIZ led for 38:40. Game was tied for 00:23.

Score tied - 1 time.
Lead changed - 1 time.



Official Basketball Box Score -- Game Totals -- Final Statistics
Vanderbilt vs Arkansas
02/05/19 8:00 pm at Fayetteville, Ark. - Bud Walton Arena



Vanderbilt 66 • 9-13, 0-9 SEC

#	Player	Total		3-Ptr		Rebounds			PF	TP	A TO		Blk	Stl	Min
		FG	FGA	FG	FGA	FT	FTA	Off Def Tot			TO	Blk			
11	SHITTU, Simisola	f 4-7	0-0	4-5	5 3 8	3	12	2 4 1 0	27						
15	BROWN, Clevon	f 3-5	0-1	0-3	2 5 7	4	6	0 0 0 0	1						
24	NESMITH, Aaron	f 3-10	2-6	0-0	0 5 5	4	8	2 2 0 0	24						
32	RYAN, Matt	f 1-5	1-5	3-3	0 2 2	2	6	2 1 0 0	21						
00	LEE, Saben	g 3-3	2-2	3-4	0 1 1	5	11	4 3 1 0	23						
01	WETZELL, Yanni	* 2-4	0-0	1-2	1 1 2	0	5	0 0 2 1	16						
02	TOYE, Joe	* 6-11	4-6	2-4	2 2 4	2	18	0 2 0 1	28						
03	EVANS, Maxwell	* 0-2	0-1	0-0	0 0 0	2	0	2 1 0 0	17						
13	MOYER, Matthew	* 0-2	0-0	0-0	0 1 1	1	0	0 0 0 0	10						
Team					1 1 2										
Totals		22-49	9-21	13-21	11 21 32	23	66	12 14 4 5	200						

FG % 1st Half: 13-25 52.0% 2nd half: 9-24 37.5% Game: 22-49 44.9%
3FG % 1st Half: 3-10 30.0% 2nd half: 6-11 54.5% Game: 9-21 42.9%
FT % 1st Half: 6-9 66.7% 2nd half: 7-12 58.3% Game: 13-21 61.9%

Arkansas 69 • 14-8, 5-4 SEC

#	Player	Total		3-Ptr		Rebounds			PF	TP	A TO		Blk	Stl	Min
		FG	FGA	FG	FGA	FT	FTA	Off Def Tot			TO	Blk			
02	BAILEY, Adrio	f 2-5	0-0	0-0	1 2 3	3	4	1 1 0 1	19						
10	GAFFORD, Daniel	f 9-14	0-0	10-12	2 7 9	2	28	3 2 2 0	33						
01	JOE, Isaiah	g 6-11	6-10	0-0	1 3 4	2	18	5 0 0 0	34						
05	HARRIS, Jalen	g 1-6	0-2	0-1	1 4 5	3	2	3 0 0 0	30						
13	JONES, Mason	g 2-7	1-5	2-3	0 1 1	1	7	2 2 0 1	32						
00	SILLS, Desi	* 0-1	0-0	2-2	0 0 0	0	2	3 1 0 0	10						
22	EMBERY-SIMPSON, K.	* 2-5	1-2	0-0	0 1 1	1	5	0 0 0 0	14						
02	OSABUOHEN, Gabe	* 0-0	0-0	0-0	0 1 1	4	0	1 1 0 0	2						
35	CHANEY, Reggie	* 1-2	0-0	1-2	1 1 2	1	3	0 3 0 0	18						
Team					2 1 3										
Totals		23-51	8-19	15-20	8 21 29	17	69	18 11 2 4	200						

FG % 1st Half: 10-23 43.5% 2nd half: 13-28 46.4% Game: 23-51 45.1%
3FG % 1st Half: 3-10 30.0% 2nd half: 2-6 33.3% Game: 8-19 42.1%
FT % 1st Half: 8-10 80.0% 2nd half: 7-10 70.0% Game: 15-20 75.0%

Officials: Doug Shows, Todd Austin, Mike Nance
Technical fouls: Vanderbilt-None. Arkansas-None.
Attendance: 13587
Tickets Scanned: 6,347
Fouled out: Vanderbilt #0, Lee (0:08.2 2H)

Score by periods	1st	2nd	Total
Vanderbilt	35	31	66
Arkansas	34	35	69

Points	In Paint	Off T/O	2nd Chance	Fast Break	Bench
VU	24	11	10	11	23
AR	26	14	6	13	10

Last FG - VU 2nd-00:40, AR 2nd-00:14.
Largest lead - VU by 10 1st-03:57, AR by 10 2nd-10:17.
VU led for 17:24, AR led for 20:12. Game was tied for 02:24.

Score tied - 4 times.
Lead changed - 12 times.



Official Basketball Box Score -- Game Totals -- Final Statistics
Alabama vs Vanderbilt
02/09/19 7:30 p.m. at Nashville, Tenn. (Memorial Gym)



Alabama 77 • 15-8, 6-4 SEC

#	Player	Total		3-Ptr		Rebounds			PF	TP	A TO		Blk	Stl	Min
		FG	FGA	FG	FGA	FT	FTA	Off Def Tot			TO	Blk			
00	Hall, Donta	f 2-5	1-1	2-2	1 3 4	3	7	1 1 0 0	22						
34	Mack, Tevin	f 2-10	1-5	0-0	1 3 4	1	5	1 0 1 0	20						
02	Lewis Jr., Kira	g 6-11	2-4	4-4	0 2 2	3	18	4 2 0 0	34						
10	Jones, Herbert	g 4-6	0-0	1-2	3 1 4	3	9	0 2 0 1	26						
12	Ingram, Dazon	g 3-5	3-3	3-4	0 4 4	2	12	1 3 0 1	25						
01	Norris, Riley	* 3-9	3-6	6-7	1 11 12	3	15	0 1 1 0	26						
04	Giddens, Daniel	* 1-3	0-0	1-2	0 2 2	3	3	1 2 3 0	16						
05	Johnson Jr, Avery	* 0-3	0-1	0-0	0 0 0	1	0	0 0 0 0	4						
24	Petty, John	* 3-6	2-3	0-0	0 1 1	0	8	3 1 0 0	26						
23	Schaffer, Lawson	* 0-1	0-1	0-0	0 0 0	0	0	0 0 0 0	1						
Team					5 4 9										
Totals		24-59	12-24	17-21	11 31 42	19	77	11 13 5 4	200						

FG % 1st Half: 14-33 42.4% 2nd half: 10-26 38.5% Game: 24-59 40.7%
3FG % 1st Half: 5-11 45.5% 2nd half: 7-13 53.8% Game: 12-24 50.0%
FT % 1st Half: 5-6 83.3% 2nd half: 12-15 80.0% Game: 17-21 81.0%

Vanderbilt 67 • 9-14, 0-10 SEC

#	Player	Total				Rebounds			PF	TP	A	TO	Blk	Stl	Min
		FG	FGA	3-Ptr	FT	FTA	Off	Def							
11	SHITTU, Simisola	f	4-10	0-0	3-6	1	3	4	2	11	2	2	1	2	32
15	BROWN, Clevon	f	1-3	1-1	3-6	0	0	0	2	6	0	2	3	0	22
24	NESMITH, Aaron	f	1-6	1-5	3-4	0	7	7	4	6	3	0	0	0	32
32	RYAN, Matt	f	2-7	2-7	2-2	2	3	5	2	8	0	0	0	0	22
00	LEE, Saben	g	9-13	2-3	4-6	1	4	5	2	24	3	2	0	3	37
01	WETZELL, Yanni		2-3	0-0	0-0	0	3	3	2	4	0	1	0	1	17
02	TOYE, Joe		2-7	2-5	0-2	1	2	3	3	6	2	3	1	0	27
03	EVANS, Maxwell		0-0	0-0	0-0	0	0	0	0	0	0	0	0	0	3
13	MOYER, Matthew		0-3	0-1	2-2	0	2	2	0	2	0	1	0	0	8
	Team					0	2	2							
	Totals		21-52	8-22	17-28	5	26	31	17	67	10	11	5	6	200

2018-19 Box Scores



Official Basketball Box Score -- Game Totals -- Final Statistics
Auburn vs Vanderbilt
 02/16/19 11 a.m. at Nashville, Tenn. (Memorial Gym)



Auburn 64 • 17-8, 6-6 SEC

#	Player	Total			Rebounds			PF	TP	A	To	Bk	Stl	Min
		FG-FGA	3-Ptr	FT-FTA	Off	Def	Tot							
05	OKEKE, Chuma	f 2-6	1-3	8-10	1	5	6	1	13	1	2	1	3	31
01	HARPER, Jared	g 4-10	1-8	5-8	0	3	3	2	16	8	1	0	3	36
02	BROWN, Bryce	g 4-11	3-6	3-3	2	0	2	2	14	0	1	0	1	33
10	DOUGHTY, Samir	g 0-0	0-0	0-2	0	1	1	2	0	0	1	0	0	16
13	MCLEMORE, Anfernee	g 1-3	0-2	2-2	0	2	2	4	4	0	0	0	1	13
08	SPENCER, Horace	g 1-4	0-0	0-0	1	2	3	1	2	0	0	0	1	14
03	PURIFOY, Danjel	g 1-4	0-2	0-0	0	0	0	1	2	0	0	0	1	9
04	DUNBAR, Malik	g 4-7	2-4	3-4	2	3	5	3	13	0	1	2	0	30
12	McCORMICK, J'Von	g 0-0	0-0	0-0	0	1	1	0	0	0	1	0	0	7
50	WILEY, Austin	g 0-4	0-0	0-0	0	1	1	2	0	0	1	0	0	11
	Team				2	1	3							
	Totals	17-49	9-25	21-29	8	19	27	18	64	9	7	4	10	200

FG % 1st Half: 6-24 25.0%	2nd half: 11-25 44.0%	Game: 17-49 34.7%	Deadball Rebounds 3
3FG % 1st Half: 4-14 28.6%	2nd half: 5-11 45.5%	Game: 9-25 36.0%	
FT % 1st Half: 11-13 84.6%	2nd half: 10-16 62.5%	Game: 21-29 72.4%	

Vanderbilt 53 • 9-16, 0-12 SEC

		Total		3-Ptr		Rebounds			PF	TP	A	TO	Bk	St	Min
#	Player	FG-FGA	FG-FG%	FT-FTA	FT-FT%	Off	Def	Tot							
11	SHITTU, Simisola	f	2-2	0-0	2-4	0	2	2	5	6	2	3	1	0	17
15	BROWN, Clevon	f	0-2	0-2	0-0	0	2	2	4	1	0	1	1	0	18
24	NESMITH, Aaron	f	6-21	3-9	9-9	6	8	14	3	24	1	2	1	0	37
32	RYAN, Matt	f	2-6	2-6	0-2	0	3	3	4	6	0	2	0	1	32
00	LEE, Saben	g	1-3	0-1	2-2	0	3	3	0	4	2	3	0	0	35
01	WETZELL, Yanni	f	4-5	0-1	2-2	2	8	10	4	10	0	2	1	0	21
02	TOYE, Joe	f	1-4	0-3	0-0	1	1	2	0	2	0	0	0	0	19
03	EVANS, Maxwell	f	0-1	0-0	0-0	0	1	1	0	0	1	2	0	0	6
13	MOYER, Matthew	f	0-4	0-1	1-2	1	1	2	3	1	2	1	0	0	15
	Team					2	0	2				3			
Totals			16-48	5-23	16-21	14	29	43	20	53	8	19	4	1	200

FG % 1st Half:	9-25	36.0%	2nd half:	7-23	30.4%	Game:	16-48	33.3%	Deadball Rebounds 4
3FG % 1st Half:	3-13	23.1%	2nd half:	2-10	20.0%	Game:	5-23	21.7%	
FT % 1st Half:	2-6	33.3%	2nd half:	14-15	93.3%	Game:	16-21	76.2%	

Officials: Pat Driscoll, Olandis Poole, Byron Jarrett
Technical fouls: Auburn-None. Vanderbilt-None.
Attendance: 11287

Score by periods	1st	2nd	Total
Auburn	27	37	64
Vanderbilt	23	30	53

Last FG - AU 2nd-01:33, VU 2nd-03:28.
Largest lead - AU by 11 2nd-00:32, VU by 3 1st-03:49.
All led for 32:34. VU led for 02:57. Game was tied for 04:29.

Score tied - 5 times.
Lead changed - 2 times.



Official Basketball Box Score -- Game Totals -- Final Statistics
Vanderbilt vs Tennessee
 02/19/19 7:01 p.m. at Knoxville, Tenn. (Thompson-Boling Arena)

**Vanderbilt 46 • 9-17, 0-13 SEC**

#	Player		Total		3-Ptr		Rebounds								Min
			FG-FGA	FG-FGA	FT-FTA	Off Def	Tot	PF	TP	A To	Blk	Stl			
11	SHITTU, Simisola	f	4-14	0-0	1-2	1	5	6	1	9	1	3	0	0	35
15	BROWN, Clevon	f	1-2	0-0	0-0	2	1	3	3	2	0	0	0	0	18
32	RYAN, Matt	f	2-9	2-8	0-0	0	2	2	2	6	2	0	0	0	36
0	LEE, Saben	g	3-8	1-3	1-2	1	8	9	3	8	5	2	0	0	39
24	NESMITH, Aaron	g	5-14	3-8	0-0	1	4	5	2	13	3	2	0	1	35
01	WETZELL, Yanni		1-3	0-0	0-0	1	0	1	3	2	0	2	1	4	18
02	TOYE, Joe		0-1	0-1	0-0	0	1	1	1	0	0	2	0	0	9
03	EVANS, Maxwell		0-0	0-0	0-0	0	0	0	0	0	0	1	0	0	1
13	MOYER, Matthew		2-5	1-3	1-2	1	1	2	0	6	0	0	0	0	9
	Team					1	3	4							
Totals			18-56	7-23	3-6	8	25	33	15	46	11	12	1	6	200

FG % 1st Half:	10-22	45.5%	2nd half:	8-34	23.5%	Game:	18-56	32.1%	Deadball Rebounds 2
3FG % 1st Half:	5-12	41.7%	2nd half:	2-11	18.2%	Game:	7-23	30.4%	
FT % 1st Half:	2-4	50.0%	2nd half:	1-2	50.0%	Game:	3-6	50.0%	

Tennessee 58 • 24-2, 12-1 SEC

#	Player		Total			3-Ptr			Rebounds			PF	TP	A	To	Blk	Stl	Min
			FG	FGA	FG%	FT	FTA	FT%	Off	Def	Tot							
02	Williams, Grant	f	7-13	0-0	0-1	4	7	11	2	14	1	1	1	0	0	0	32	
11	Alexander, Kyle	f	0-1	0-0	3-4	1	2	3	1	3	0	0	1	0	1	0	19	
00	Bone, Jordan	f	4-7	1-4	0-0	0	3	3	0	9	6	2	0	0	0	0	32	
01	Turner, Lamonte	g	4-12	3-9	1-1	1	4	5	1	12	4	1	0	1	0	0	33	
05	Schofield, Admiral	g	5-12	2-5	0-0	0	5	5	2	12	0	5	0	3	0	0	30	
10	Fulkerson, John	f	1-2	0-0	0-0	1	2	3	2	2	0	0	1	0	0	0	13	
13	Johnson, Jalen	f	1-1	0-0	0-0	1	1	2	0	2	0	1	0	0	0	0	4	
15	Walker, Derrick	f	0-0	0-0	0-0	0	1	1	0	0	0	0	0	0	0	0	1	
23	Bowden, Jordan	f	1-6	0-2	2-3	0	2	2	1	4	2	1	0	2	0	0	27	
35	Pons, Yves	f	0-2	0-1	0-0	0	3	3	2	0	0	0	0	1	0	0	9	
	Team					1	1	2										
	Totals		23-56	6-21	6-9	9	31	40	11	58	13	11	4	6	200			

FG % 1st Half:	14-32	43.8%	2nd half:	9-24	37.5%	Game:	23-56	41.1%	Deadball Rebounds 2
3FG % 1st Half:	4-11	36.4%	2nd half:	2-10	20.0%	Game:	6-21	28.6%	
FT % 1st Half:	4-5	80.0%	2nd half:	2-4	50.0%	Game:	6-9	66.7%	

Officials: Doug Shows, Ted Valentine, Brian O'Connell
Technical fouls: Vanderbilt-None. Tennessee-None.
Attendance: 20523

Score by periods	1st	2nd	Total
Vanderbilt	27	19	46
Tennessee	36	22	58

Last FG - VU 2nd-01:15, UT 2nd-00:03.
Largest lead - VU by 3 1st-14:28, UT by 14 1st-01:26.
VU led for 02:21. UT led for 35:14. Game was tied for 02:25.

Score tied - 2 times.
Lead changed - 4 times



Official Basketball Box Score -- Game Totals -- Final Statistics
Vanderbilt vs Alabama
 02/23/19 5 p.m. CT at Tuscaloosa, Ala. (Coleman Coliseum)



Vanderbilt 61 • 9-18, 0-14

#	Player	Total			Rebounds									
		FG-3GA	3-Ptr FG-3GA	FT-FTA	Off	Def	Tot	PF	TP	A	TO	Blk	Stl	Min
11	SHITTU, Simisola	f 7-13	0-0	2-6	3	8	11	3	16	4	2	0	0	29
15	BROWN, Clevon	f 0-1	0-0	0-0	1	1	2	0	0	0	2	0	0	5
24	NESMITH, Aaron	f 5-13	2-7	2-2	0	1	2	4	14	1	2	1	1	31
2	RYAN, Matt	f 1-5	1-5	0-0	0	2	2	2	3	1	1	0	0	30
00	LEE, Saben	f 2-8	0-0	2-2	1	0	1	3	6	4	0	0	29	
01	WETZELL, Yanni	f 4-4	0-0	2-2	1	7	8	3	10	0	2	1	0	24
02	TOYE, Joe	f 2-6	0-3	1-2	0	5	5	0	5	1	1	0	2	30
03	EVANS, Maxwell	f 1-2	1-2	2-2	0	0	0	0	5	0	1	0	0	13
13	MOYER, Matthew	f 1-1	0-0	0-0	0	1	1	2	0	2	0	0	0	9
	Team				1	1	2							
	Totals	23-53	4-17	11-16	7	29	36	16	61	13	17	2	3	200

FG % 1st Half:	8-26	30.8%	2nd half:	15-27	55.6%	Game:	23-53	43.4%	Deadball Rebounds 1
3FG % 1st Half:	1-8	12.5%	2nd half:	3-9	33.3%	Game:	4-17	23.5%	
FT % 1st Half:	3-6	50.0%	2nd half:	8-10	80.0%	Game:	11-16	68.8%	

Alabama 68 • 16-11, 7-7

#	Player	Total			3-Ptr			Rebounds								
		FG	FGA	FT	FG	FGA	FT	Off	Def	Tot	PF	TP	A	TO	Blk	Stl
00	Hall, Donta	f	5-7	0-0	4-6	4	7	11	2	14	1	0	3	1	35	
34	Mack, Tevin	f	2-5	2-5	2-2	0	1	1	3	8	2	1	0	2	18	
02	Lewis Jr., Kira	g	7-13	4-8	1-2	0	1	1	0	19	2	1	1	1	37	
12	Ingram, Dazon	g	5-8	0-1	3-6	1	9	10	2	13	6	1	0	1	35	
23	Petty, John	g	0-7	0-5	0-0	1	5	6	2	0	3	2	0	1	33	
01	Norris, Riley		3-8	3-5	0-0	2	1	3	3	9	0	1	0	2	23	
04	Giddens, Daniel		0-1	0-0	0-0	0	1	1	2	0	2	0	0	0	6	
10	Jones, Herbert		2-8	0-0	1-3	1	2	3	1	5	0	1	0	2	13	
	Team					0	0	0							1	
	Totals		24-57	9-24	11-19	9	27	36	15	68	14	10	4	10	200	

FG % 1st Half: 13-31 41.9%	2nd half: 11-26 42.3%	Game: 24-57 42.1%	Deadball Rebounds 3
3FG % 1st Half: 6-15 40.0%	2nd half: 3-9 33.3%	Game: 9-24 37.5%	
FT % 1st Half: 3-4 75.0%	2nd half: 8-15 53.3%	Game: 11-19 57.9%	

Officials: Pat Adams, Wil Howard, Owen Shortt
Technical fouls: Vanderbilt-None. Alabama-None.
Attendance: 11020


Score by periods	1st	2nd	Total
Vanderbilt	20	41	61
Alabama	35	33	68

Last FG - VU 2nd-00:07, UA 2nd-03:04.
Largest lead - VU by 2 1st-19:54, UA by 23 2nd-11:17.
VU led for 00:15. UA led for 39:19. Game was tied for 00:06.

Score tied - 0 times.
Lead changed - 1 time



HEAD COACH BRYCE DREW



THE DREW FILE

High School: Valparaiso (Ind.), '94

College: Bachelor of Arts In Sports Management, Valparaiso, '98

Family: Wife, Tara, son Bryson (4)



DREW THROUGH THE YEARS

Year	School	Position	W-L	Conf.	Postseason
2019	Vanderbilt	Head Coach	9-18	0-14	-
2018	Vanderbilt	Head Coach	12-20	6-12	-
2017	Vanderbilt	Head Coach	19-16	10-8	NCAA First Round
2016	Valparaiso	Head Coach	30-7	16-2	NIT Finals
2015	Valparaiso	Head Coach	28-6	13-3	NCAA Second Round
2014	Valparaiso	Head Coach	18-16	9-7	Colleg Insider.com First Round
2013	Valparaiso	Head Coach	26-8	13-3	NCAA Second Round
2012	Valparaiso	Head Coach	22-12	14-4	NIT First Round
2011	Valparaiso	Assistant Coach	23-12	12-6	Colleg Insider.com First Round
2010	Valparaiso	Assistant Coach	15-17	10-8	-
2009	Valparaiso	Assistant Coach	9-22	5-13	-
2008	Valparaiso	Assistant Coach	22-14	9-9	College Basketball Invite 2nd Rd.
2007	Valparaiso	Assistant Coach	16-15	9-5	-
2006	Valparaiso	Assistant Coach	17-12	8-8	-
2005	Valencia (Spain)	Player	38-14		Champions League Second Round
2004	New Orleans (NBA)	Player	41-41		East 1st round
2003	New Orleans (NBA)	Player	47-35		East 1st round
2002	Charlotte (NBA)	Player	44-38		East Semifinals
2001	Chicago (NBA)	Player	15-67		-
2000	Houston (NBA)	Player	34-48		-
1999	Houston (NBA)	Player	31-19		West 1st round
1998	Valparaiso	Player	23-10	13-3	NCAA Regional Semifinals
1997	Valparaiso	Player	24-7	13-3	NCAA First Round
1996	Valparaiso	Player	22-10	13-5	NCAA First Round
1995	Valparaiso	Player	20-8	14-4	-
Head Coach Totals			164-103	81-54	
Totals at Vanderbilt (Head Coach)			40-54	16-34	
Totals at Valparaiso (Head Coach)			124-49	65-19	
Totals at Valparaiso (Assistant)			102-92	53-49	
Totals at Valparaiso (playing)			89-35	53-15	
Totals as NBA Player			212-248		

3	Three-time Conference Coach of the Year
25	Averaged 25 wins a year in five years at Valparaiso
27	27th coach in Vanderbilt basketball history, and ninth of the modern era.
5	Postseason appearances as a head coach, including three in the NCAA Tournament and two in the NIT.
16	Coached 16 All-Conference honorees.
30	Won 30 games with Valparaiso in 2015-16.
2,142	Career points scored at Valparaiso - the 2nd most in the program's history. He is also the program's leader in 3-pointers made (364) and assists (626).
2	Two-time NABC District 12 Coach of the Year
6	Played six seasons in the NBA... Two with Houston, one with Chicago, and three with Charlotte/New Orleans
1,000	Scored over 1,000 points in his NBA career.
12	Played alongside 12 NBA All-Stars
3	Played with three players named among the Top 50 NBA Players of All Time - Charles Barkley, Hakeem Olajuwon, and Scottie Pippen
10	Recruited a consensus Top 10 recruiting class for the class of 2018.



VANDERBILT ATHLETIC COMMUNICATIONS

INTERVIEW POLICY

Vanderbilt head coach Bryce Drew and selected Vanderbilt players will be available to the media before practice on a weekly basis during the non-conference season, and bi-weekly during the SEC season.

The times for those media sessions will be emailed to media members in advance of those pre-practice interviews.

Media may photograph the first 20 minutes of practice. All practices are closed to the public.

POSTGAME INTERVIEW POLICY

Vanderbilt head coach Bryce Drew will enter the Memorial Gym interview room after the NCAA-mandated 10-minute cooling off period, and after the visiting team makes an appearance in the interview room.

VUCOMMODORES.COM

The official website of Vanderbilt athletics, vucommo-
dore.com, includes pregame notes, season statistics,
videos of press conferences and meetings with the media,
live stats, twitter feeds, and streaming audio and video of
everything that is Commodore athletics.

@VANDYMBB

The official Twitter feed of Vanderbilt men's basketball,
follow the latest information and get breaking news on Com-
modore basketball.

VANDERBILT QUICK FACTS

Location	Nashville, Tenn.
Founded	1873
Conference	Southeastern
Enrollment	6,738
Nickname	Commodores
Colors	Black and Gold
Home Arena	Memorial Gymnasium (14,316)
Chancellor	Nicholas Zeppos
Vice Chancellor	David Williams II
Faculty Rep.	Dr. Susan Wente

Athletic Communications

Men's Basketball SID	Andy Boggs
Media Relations Address	2601 Jess Neely Dr. Nashville, TN 37212
Office Phone	(615) 343-1847
E-Mail	Andy.Boggs@Vanderbilt.edu

INS AND OUTS

Career Games Played				
Player	Games	Starts	Cons.	Starts
Joe Toye	124	38	-	-
Matt Ryan	98	27	6	-
Clevon Brown	93	12	6	-
Yanni Wetzell	86	68	-	-
Matthew Moyer	62	25	-	-
Saben Lee	59	56	52	-
Maxwell Evans	55	16	-	-
Aaron Nesmith	27	14	14	-
Simisola Shittu	27	27	27	-
Darius Garland	5	5	-	-
Isaiah Rice	5	-	-	-
Mac Hunt	3	-	-	-

Double-Digit Scoring Games				
Player	Career (Record)	'18-19	Cons.	
Saben Lee	34 (13-21)	17 (7-10)	-	-
Joe Toye	28 (15-13)	10 (6-4)	-	-
Matt Ryan	14	9 (6-3)	-	-
Simisola Shittu	17 (8-9)	17 (8-9)	1 (0-1)	-
Aaron Nesmith	12 (3-9)	12 (3-9)	4 (0-4)	-
Maxwell Evans	7 (4-3)	4 (2-2)	-	-
Yanni Wetzell	5 (3-2)	5 (3-2)	1 (0-1)	-
Darius Garland	3 (3-0)	3 (3-0)	-	-
Matthew Moyer	3 (3-0)	3 (3-0)	-	-
Clevon Brown	1 (1-0)	-	-	-

Double-Digit Rebounding Games				
Player	Career	'18-19	Cons.	
Simisola Shittu	4 (2-2)	4 (2-2)	1 (0-1)	-
Aaron Nesmith	2 (1-1)	2 (1-1)	-	-
Yanni Wetzell	1 (0-1)	1 (0-1)	-	-

Double-Doubles				
Player	Career	'18-19	Cons.	
Simisola Shittu	4 (2-2)	4 (2-2)	1 (0-1)	-
Aaron Nesmith	2 (1-1)	2 (1-1)	-	-
Yanni Wetzell	1 (0-1)	1 (0-1)	-	-

SEC PRESEASON POLL

Preseason Media Poll, Pts

- Kentucky
- Tennessee
- Auburn
- Mississippi State
- Florida
- LSU
- Alabama
- Vanderbilt**
- Missouri
- Arkansas
- South Carolina
- Texas A&M
- Georgia
- Ole Miss

First Team All-SEC

- Daniel Gafford – Arkansas
Reid Travis – Kentucky
Tremont Waters – LSU
Chris Silva – South Carolina
Grant Williams – Tennessee

Second Team All-SEC

- Bryce Brown – Auburn
Jared Harper – Auburn
Jalen Hudson – Florida
PJ Washington – Kentucky
Quinn-Dary Weatherspoon – Mississippi State
Jontay Porter – Missouri
Admiral Schofield – Tennessee

SEC Player of the Year

- Grant Williams – Tennessee

2018-19 TRENDS

Winning Opening Tip	7-8
Losing Opening Tip	2-10
VU Scores First	6-7
Opponent Scores First	3-11
Leading at Halftime	9-4
Trailing at Halftime	0-14
Tied at Halftime	0-0
Leading with Five Minutes Remaining	9-2
Trailing with Five Minutes Remaining	0-15
Tied with Five Minutes Remaining	0-1
Leading with Two Minutes Remaining	9-2
Trailing with Two Minutes Remaining	0-15
Tied with Two Minutes Remaining	0-1
Overtime	0-1
Games Decided by Three Points or Less	0-3
Games Decided by 4-10 Points	2-8
Games Decided by 11-20 Points	3-6
Games Decided by 21-plus Points	4-2
VU Shoots 50% or Better	5-1
VU Shoots 40% or Better	4-7
VU Shoots Lower Than 40%	1-10
Opponent Shoots 50% or Better	0-3
Opponent Shoots 40% or Better	3-12
Opponent Shoots Lower Than 40%	6-2
VU Outshoots Opponent	8-6
VU Outshot by Opponent	1-12
Shoot Same Percentage	0-0
VU Scores 70 Points or More	6-3
VU Scores Less Than 70 Points	0-14
VU Scores 80 Points or More	4-1
VU Scores 90 Points or More	4-0
Opponent Scores 70 Points or More	5-5
Opponent Scores Less Than 70 Points	4-7
Opponent Scores 80 Points or More	1-6
Opponent Scores 90 Points or More	0-0
Makes More 3-Pointers Than Opponent	6-6
Makes Fewer 3-Pointers Than Opponent	3-8
3-Pointers are Equal	0-4
Outrebounds Opponent	7-5
Outrebounded by Opponent	2-11
Rebounds are Equal	0-2
Playing on National TV	2-16
Playing on Regional TV	0-0
Online Only	7-2
Playing on Weekday	6-8
Playing on Weekend	2-9
Game Tips Before 6 p.m. CT (afternoons)	2-5
Game Tips After 6 p.m. CT (evenings)	7-13
In White Uniforms	8-7
In Gold Uniforms	0-1
In Black Uniforms	1-10
In Grey Uniforms	0-0
In November	5-1
In December	3-2
In January	0-8
In February	0-7
In March	0-0
Home	8-8
Neutral	0-1
Away	1-9
Conferences	
vs. Non-Conference	9-3
ACC	0-1
ASUN	1-0
Big 12	0-2
Big South	2-0
C-USA	1-0
Mid-American	0-1
Mid-Eastern Athletic	1-0
Ohio Valley	1-0
Pac 12	2-0
SWAC	1-0
vs. SEC	0-14
Lineups	
Garland, Lee, Ryan, Toye, Shittu	4-1
Brown, Lee, Ryan, Shittu, Toye	1-1
Lee, Moyer, Ryan, Shittu, Toye	2-1
Lee, Ryan, Shittu, Toye, Wetzell	2-1
Lee, Nesmith, Ryan, Shittu, Wetzell	0-2
Lee, Nesmith, Ryan, Shittu, Toye	0-3
Lee, Moyer, Nesmith, Shittu, Wetzell	0-2
Evans, Lee, Nesmith, Shittu, Wetzell	0-1
Brown, Lee, Nesmith, Ryan, Shittu	0-6



2018-19 Roster

No.	Name	Pos.	Ht.	Wt.	Cl.-Yr	Hometown (Previous School)
0	Saben Lee	G	6-2	183	So. - 2nd	Phoenix, Ariz. (Corona Del Sol)
1	Yanni Wetzell	F/C	6-10	240	R-Jr. - 4th	Auckland, N.Z. (St. Mary's (Texas)/Westlake Boys)
2	Joe Toye	G/F	6-7	210	Sr. - 4th	Chicago, Ill. (Whitney Young)
3	Maxwell Evans	G	6-2	192	So. - 2nd	Houston, Texas (Bellaire)
11	Simisola Shittu	F/C	6-10	240	Fr. - 1st	Burlington, Ont. (Vermont Academy)
13	Matthew Moyer	F	6-8	217	R-So. - 3rd	Gahanna, Ohio (Syrcause/South Kent Prep/Lincoln)
14	Isaiah Rice	G	5-11	195	So. - 2nd	Indianapolis, Ind. (Park Tudor)
15	Clevon Brown	F	6-8	240	Jr. -3rd	San Antonio, Texas (Churchill)
24	Aaron Nesmith	F	6-6	213	Fr. - 1st	Charleston, S.C. (Porter Gaud)
30	Mac Hunt	G	6-6	182	Fr. - 1st	Chattanooga, Tenn. (McCallie)
32	Matt Ryan	F	6-8	215	R-Jr. - 4th	Cortlandt Manor, N.Y. (Notre Dame/Iona Prep)
50	Ejike Obinna	F/C	6-10	240	So. - 2nd	Enugu, Nigeria (Virginia Academy (Va.))

COACHING STAFF

Head Coach.....**Bryce Drew** (Valparaiso, 1998) - 3rd
 Associate Head Coach.....**Roger Powell** (Illinois, 2005) - 3rd
 Assistant Coach.....**Jake Diebler** (Valparaiso, 2009) - 3rd
 Assistant Coach.....**Casey Shaw** (Toledo, 1998) - 3rd
 Director of Scouting**Luke Simons** (Purdue, 2005) - 3rd
 Director of Operations**Matt Olinger** (Liberty, 2007) - 3rd

SUPPORT STAFF

Athletic Communications Dir.**Andy Boggs** (Florida State, 1998)
 Academic Support.....**Morgan Roche** (Quinnipiac, 2012)
 Athletic Trainer.....**Brandon Wells** (UW-Stevens Point, 2007)
 Strength and Conditioning**Jeremy Anderson** (Liberty, 2011)

PRONUNCIATION GUIDE

Clevon Brown**CLEE-von**
 Jake Diebler**DEEB-ler**
 Aaron Nesmith.....**NEE-smith**
 Ejike Obinna**EH-Je-KAY Oh-Bean-a**
 Simisola Shittu.....**SIMI-sola Shi-TU**
 Joe Toye.....**TOY**

ROSTER BY CLASS

Seniors (1)

Joe ToyeChicago, Ill.

Juniors (3)

Clevon Brown.....San Antonio, Texas
Matt Ryan.....Cortlandt Manor, N.Y.
Yanni Wetzell.....Auckland, N.Z.

Sophomores (5)

Maxwell Evans.....Houston, Texas
Saben LeePhoenix, Ariz.
Matthew Moyer.....Gahanna, Ohio
Ejike ObinnaEnugu, Nigeria
Isaiah RiceIndianapolis, Ind.

Freshman (3)

Mac Hunt.....Chattanooga, Tenn.
Aaron NesmithCharleston, S.C.
Simisola Shittu.....Burlington, Ont.

MEMORIAL MAGIC - THE HOME TO VANDERBILT HOOPS SINCE 1952

HISTORIC MEMORIAL GYMNASIUM IN 67TH SEASON

Storied Memorial Gymnasium is in its 67th season as the host venue of Vanderbilt basketball. The SEC's most historic hoops setting has played host to more than 950 men's contests as well as the 1984 and 1991 SEC Tournaments and 40 men's and women's NCAA Tournament contests (since the early 1980s).

As the oldest gymnasium in the SEC, Memorial Gymnasium is renown for its end zone benches, raised floor and unique atmosphere. It was dedicated in 1952 as a memorial to all Vanderbilt men and women who served in World War II. It was built by the late master architect Edwin Keeble, who was commissioned to build a combination gymnasium/concert hall.

.778	All-time winning percentage at Memorial Gym (802-234).
.887	Winning percentage against non-conference opponents since 1990 (220-28).
6	Undefeated seasons at home.

Winningest Coaches at Memorial Gymnasium

Coach	Yrs	Record
1. Kevin Stallings (2000-16)	17	226-65
2. Roy Skinner (1959, 1962-76)	16	181-41
3. Bob Polk (1948-58, 1960-61)	8	96-15
4. C.M. Newton (1982-89)	8	91-37
5. Jan van Breda Kolff (1994-99)	6	75-20
6. Eddie Fogler (1990-93)	4	54-12

Coach Drew at Memorial Gymnasium

	Yr	Record
Bryce Drew	2016-17	11-5
	2017-18	11-7
	2018-19	8-8
	Total	28-20

ANNUAL ATTENDANCE FIGURES

Year	All Games	Attendance	Average	NCAA Rank	SEC Games	SEC Attendance	Average
2018-19	16	155,876	9,742	-	7	76,832	10,976
2017-18	18	165,131	9,174	46	9	89,065	9,896
2016-17	16	154,169	9,636	45	9	92,645	10,294
2015-16	16	178,167	11,135	36	9	107,318	11,924
2014-15	19	168,377	8,862	51	9	88,830	9,870
2013-14	16	152,539	9,534	45	9	92,455	10,273
2012-13	15	159,557	10,637	36	9	100,986	11,221
2011-12	18	246,561	13,698	18	8	112,368	14,046
2010-11	17	234,632	13,802	18	8	114,346	14,293
2009-10	16	217,965	13,623	21	8	113,539	14,192
2008-09	17	225,686	13,276	25	8	112,833	14,104
2007-08	19	254,954	13,418	22	8	113,713	14,214
2006-07	17	204,511	12,030	31	8	109,043	13,630
2005-06	16	195,159	12,197	24	8	108,258	13,532
2004-05 [^]	19	191,678	10,088	43	8	105,357	13,170
2003-04	17	192,301	11,312	33	8	106,990	13,374
2002-03	16	153,123	9,570	46	8	96,906	12,113
2001-02	17	150,325	8,843	50	8	93,873	11,734
2000-01	19	186,468	9,814	45	8	102,055	12,757
1999-00*	18	197,770	10,987	30	8	106,741	13,343
1998-99	16	192,538	12,034	26	8	106,128	13,266
1997-98	16	213,974	13,373	21	8	117,819	14,727
1996-97	16	207,771	12,986	25	8	120,214	15,027
1995-96	18	226,354	12,575	28	8	112,996	14,125
1994-95	13	183,042	14,080	17	8	118,932	14,867
1993-94	16	223,997	14,000	15	8	121,345	15,168
1992-93	14	212,156	15,154	11	8	122,536	15,317
1991-92	17	210,585	12,387	29	8	115,104	14,388
1990-91	16	214,638	13,415	19	9	133,482	14,831
1989-90	19	259,992	13,684	18	9	136,136	15,126
1988-89	15	224,657	14,977	13	9	137,212	15,246
1987-88	16	223,747	13,984	14	9	138,393	15,377
1986-87	17	226,343	13,314	14	9	130,854	14,539
1985-86	15	200,806	13,387	14	9	128,059	14,229
1984-85	16	194,390	12,149	17	9	122,514	13,613
1983-84	18	249,292	13,850	10	9	135,546	15,050
1982-83	17	237,584	13,976	9	9	135,418	15,046
1981-82	14	202,225	14,445	9	9	131,699	14,633
1980-81	15	227,478	15,165	9	9	136,436	15,160
1979-80	15	228,029	15,202	5	9	138,754	15,417
1978-79	14	215,330	15,380	5	9	139,930	15,547
1977-78	14	207,375	14,813	5	9	134,232	14,915
1976-77	15	211,966	14,131	4	9	149,108	16,568
1975-76	13	180,901	13,915	-	9	135,375	15,042
1974-75	12	178,527	14,877	-	9	134,304	14,923
1973-74	12	182,728	15,227	-	9	140,252	15,584
1972-73	12	173,567	14,464	-	9	131,193	14,577
1971-72	12	156,778	13,065	-	9	120,172	13,352
1970-71	12	170,634	14,220	-	9	130,260	14,473
1969-70	12	176,763	14,730	-	9	135,745	14,861
1968-69	12	126,896	10,575	-	9	95,300	10,589
1967-68	12	129,722	10,810	-	9	96,274	10,697
1966-67	12	105,492	8,791	-	9	79,173	8,797
1965-66	12	106,022	8,835	-	9	62,368	8,910
1964-65	12	98,821	8,235	-	9	65,712	8,214
1963-64	12	84,827	7,069	-	6	35,684	5,947
1962-63	12	75,261	6,272	-	6	46,183	6,598
1961-62	13	73,640	5,665	-	8	47,357	5,920
1960-61	13	74,187	5,707	-	7	45,549	6,507
1959-60	14	76,199	5,443	-	8	46,064	5,758

[^] First year capacity increased from 14,168 to 14,316; * First year capacity decreased from 15,311 to 14,168



VANDERBILT BASKETBALL QUICK HITTERS

- This is the 116th year of Vanderbilt basketball, with the first season taking place in 1900-01. There were no teams in 1904-05 and 1905-06.
- The Commodores have been named to 15 NCAA Tournaments and 12 NIT's. Vanderbilt advanced to the Elite 8 in 1965 (field of 23), and the Sweet 16 in 1988, 1993, 2004, and 2007. The Commodores captured the NIT Championship in 1990 and finished runner-up in 1994.
- The Commodores are a charter member of the SEC, with the 2018-19 season being the 86th year in the conference.
- Vanderbilt is the only private institution in the SEC with the lowest enrollment of any of the 14 schools (6,738).
- Vanderbilt's Perry Wallace became the first African-American scholarship basketball player in the SEC when he took the court in 1967.
- The Commodores have 48 career 1,000-point scorers, with Shan Foster (2004-08) the all-time leading scorer with 2,011 career points.
- Vanderbilt has had 12 All-Americans since 1950. They are: Billy Joe Adcock (1950), Clyde Lee (1965), Tom Hagan (1969), Jan van Breda Kolff (1974), Will Perdue (1988), Billy McCaffrey (1993), Dan Langhi (2000), Matt Freije (2004), Derrick Byars (2007), Shan Foster (2008), and John Jenkins (2011).
- Vanderbilt had two players selected in the 2016 NBA Draft - Wade Baldwin IV, Memphis, 17th pick and Damian Jones, Golden State 30th pick - one of only three schools with two or more players drafted in the first round. In all, 37 Vanderbilt players have been selected in the NBA Draft since 1950.
- The Commodores had three players drafted in the first 31 picks of the 2012 NBA Draft - John Jenkins, Atlanta, 23rd pick, Festus Ezeli, Golden State, 30th pick, Jeffery Taylor, Charlotte, 31st pick - the most by the Commodores in one draft.
- The Commodores ended a 61-year SEC Tournament drought in 2012 by claiming the tournament championship in New Orleans, the team's first SEC tournament championship since 1951.
- Kevin Stallings is the winningest coach in Vanderbilt history with 322 total victories (17 years, 322-220).
- All three of the university's top all-time scorers played for Kevin Stallings (Foster, Jeffery Taylor, Matt Freije). John Jenkins, who is 10th on the list, also played for him.
- Vanderbilt's intercollegiate athletics teams are nicknamed the Commodores, in honor of the nickname given to founder Cornelius Vanderbilt, who made his fortune in shipping. Vanderbilt donated \$1 million to begin "Central University" in 1875 - the campus was later renamed for Cornelius because of his generosity. Cornelius never stepped foot on the campus that bears his namesake.

SEC STANDINGS AND STATS

	Conference				Overall					
	W-L	Pct.	H	A	W-L	Pct.	H	A	N	Strk
LSU	12-2	.857	5-2	7-0	22-5	.815	13-2	7-1	2-2	W1
Kentucky	12-2	.857	6-1	6-1	23-4	.852	15-1	7-1	1-2	W3
Tennessee	12-2	.857	7-0	5-2	24-3	.889	16-0	6-2	2-1	L1
South Carolina	9-5	.643	6-1	3-4	14-13	.519	10-5	3-7	1-1	L1
Ole Miss	9-5	.643	5-2	4-3	19-8	.704	11-3	5-4	3-1	W1
Mississippi State	8-6	.571	4-3	4-3	20-7	.741	12-3	5-3	3-1	W4
Florida	8-6	.571	4-3	4-3	16-11	.593	9-4	4-5	3-2	W4
Auburn	7-7	.500	5-2	2-5	18-9	.667	13-2	3-6	2-1	L2
Alabama	7-7	.500	5-2	2-5	16-11	.593	10-3	3-7	3-1	W1
Arkansas	5-9	.357	3-4	2-5	14-13	.519	10-6	3-6	1-1	L5
Texas A&M	5-9	.357	2-5	3-4	12-14	.462	8-7	4-5	0-2	W2
Missouri	3-11	.214	2-5	1-6	12-14	.462	8-6	1-7	3-1	L3
Georgia	1-13	.071	1-6	0-7	10-17	.370	8-7	1-8	1-2	L7
Vanderbilt	0-14	.000	0-7	0-7	9-18	.333	8-8	1-9	0-1	L15

Statistic	National Rank	Conference Rank	Value
3-pt Field Goal Attempts (351 ranked)	160	3	620
Assist Turnover Ratio (351 ranked)	304	13	0.85
Assists Per Game (351 ranked)	282	13	12.0
Blocked Shots Per Game (351 ranked)	104	12	3.9
Defensive Rebounds per Game (351 ranked)	81	4	26.41
Fewest Fouls (351 ranked)	173	8	490
Fewest Turnovers (351 ranked)	249	12	380
Field-Goal Percentage (351 ranked)	257	12	42.9
Field-Goal Percentage Defense (351 ranked)	100	6	42.4
Free Throw Attempts (351 ranked)	34	3	637
Free Throws Made (351 ranked)	49	4	436
Free-Throw Percentage (351 ranked)	255	11	68.4
Offensive Rebounds Per Game (351 ranked)	199	14	9.70
Personal Fouls Per Game (351 ranked)	214	8	18.1
Rebound Margin (351 ranked)	169	11	0.8
Scoring Defense (351 ranked)	200	9	72.1
Scoring Margin (351 ranked)	246	13	-1.4
Scoring Offense (351 ranked)	238	12	70.7
Steals Per Game (351 ranked)	333	13	4.6
Three Pt FG Defense (351 ranked)	111	3	33.0
Three-Point Field Goals Per Game (351 ranked)	215	7	7.4
Three-Point Field-Goal Percentage (351 ranked)	277	12	32.4
Total 3-point FGM (351 ranked)	217	7	201
Total Assists (351 ranked)	291	13	324
Total Blocks (350 ranked)	114	12	106
Total Rebounds (351 ranked)	178	9	975
Total Rebounds Per Game (351 ranked)	144	9	36.11
Total Steals (351 ranked)	337	12	124
Turnover Margin (350 ranked)	326	13	-2.7
Turnovers Forced (351 ranked)	311	13	11.33
Turnovers Per Game (351 ranked)	261	10	14.1
Won-Lost Percentage (351 ranked)	297	14	33.3

Statistic	Player	National Rank	Conference Rank	Value
3-pt Field Goal Attempts (244 ranked)	Matt Ryan	156	7	171
Assist Turnover Ratio (250 ranked)				
Assists Per Game (250 ranked)	Saben Lee	166	8	3.1
Blocked Shots Per Game (246 ranked)	Clevon Brown	171	17	1.1
Defensive Rebounds per Game (247 ranked)	Simisola Shittu	168	8	5.1
	Aaron Nesmith	234	9	4.7
Double Doubles (209 ranked)	Simisola Shittu	209	9	.
Field-Goal Percentage (250 ranked)				
Free Throw Attempts (250 ranked)	Saben Lee	46	2	17.
	Simisola Shittu	174	7	13.
Free Throws Made (241 ranked)	Saben Lee	74	3	12.
Free-Throw Percentage (250 ranked)				
Minutes Per Game (250 ranked)				
Offensive Rebounds Per Game (249 ranked)				
Points Per Game (250 ranked)				
Rebounds Per Game (250 ranked)	Simisola Shittu	219	8	6.1
Steals Per Game (250 ranked)				
Three-Point Field Goals Per Game (249 ranked)	Matt Ryan	240	7	2.1
Three-Point Field-Goal Percentage (132 ranked)				
Total 3-point FGM (232 ranked)	Matt Ryan	232	7	5
Total Assists (249 ranked)	Saben Lee	158	8	10.
Total Blocks (237 ranked)	Clevon Brown	174	16	3
Total Field Goal Attempts (246 ranked)				
Total Field Goals Made (246 ranked)				
Total Minutes (250 ranked)				
Total Points (247 ranked)				
Total Rebounds (244 ranked)	Simisola Shittu	202	8	18
Total Steals (235 ranked)				
Triple Doubles (2 ranked)				



Vanderbilt Combined Overall Statistics

RECORD:	OVERALL	HOME	AWAY	NEUTRAL
ALL GAMES	9-18	8-8	1-9	0-1
CONFERENCE	0-14	0-7	0-7	0-0
NON-CONFERENCE	9-4	8-1	1-2	0-1

##	Player	gp-gs	min	avg	Total		3-Point		F-Throw		Rebounds			avg	pf	dq	a	to	blk	stl	pts	avg
					fg-fga	fg%	3fg-3fga	3fg%	ft-fa	ft%	off	def	tot									
10	GARLAND,DARIUS	5-5	139	27.8	29-54	.537	11-23	.478	12-16	.750	2	17	19	3.8	7	0	13	15	2	4	81	16.2
00	LEE,SABEN	27-27	851	31.5	101-221	.457	17-51	.333	123-174	.707	13	84	97	3.6	54	1	105	74	4	24	342	12.7
24	NESMITH,AARON	27-14	775	28.7	99-243	.407	51-143	.357	64-78	.821	30	129	159	5.9	87	3	40	38	16	21	313	11.6
11	SHITTU,SIMISOLA	27-27	744	27.6	116-247	.470	1-18	.056	79-132	.598	46	140	186	6.9	68	2	53	72	15	18	312	11.6
32	RYAN,MATT	27-24	677	25.1	74-206	.359	58-170	.341	24-32	.750	12	63	75	2.8	56	0	27	30	3	7	230	8.5
02	TOYE,JOE	27-16	658	24.4	69-171	.404	33-100	.330	37-55	.673	21	62	83	3.1	49	0	17	33	8	16	208	7.7
01	WETZELL,YANNI	27-8	473	17.5	51-105	.486	6-26	.231	35-48	.729	23	68	91	3.4	60	3	9	38	16	18	143	5.3
03	EVANS,MAXWELL	26-1	336	12.9	31-77	.403	11-37	.297	25-39	.641	12	27	39	1.5	18	0	30	26	1	5	98	3.8
13	MOYER,MATTHEW	25-5	341	13.6	29-82	.354	10-39	.256	24-35	.686	31	36	67	2.7	38	0	16	20	10	5	92	3.7
15	BROWN,CLEVEN	27-8	420	15.6	35-74	.473	2-12	.167	13-28	.464	34	36	70	2.6	52	1	13	21	31	6	85	3.1
30	HUNT,MAC	3-0	5	1.7	2-2	1.000	1-1	1.000	0-0	0	0	0	0	0.0	0	0	1	0	0	0	5	1.7
14	RICE,ISAIAH	3-0	5	1.7	0-0	0	0-0	0	0-0	0	0	0	0	0.0	0	0	0	1	0	0	0	0.0
	Team		38	51	89		1		12													
	Total.....	27	5424		636-1482	.429	201-620	.324	436-637	.684	262	713	975	36.1	490	10	324	380	106	124	1909	70.7
	Opponents.....	27	5425		680-1603	.424	193-584	.330	394-548	.719	277	676	953	35.3	525	11	322	306	97	174	1947	72.1

Team Statistics	VU	OPP
SCORING	1909	1947
Points per game	70.7	72.1
Scoring Margin	-1.4	-
FIELD GOALS-ATT	636-1482	680-1603
Field Goal Pct	.429	.424
3 POINT FG-ATT	201-620	193-584
3-point FG Pct	.324	.330
3-pt FG made per game	7.4	7.1
FREE THROWS-ATT	436-637	394-548
Free throw pct	.684	.719
FT made per game	16.1	14.6
REBOUNDS	975	953
Rebounds per game	36.1	35.3
Rebounding Margin	0.8	-
ASSISTS	324	322
Assists per game	12.0	11.9
TURNOVERS	380	306
Turnovers per game	14.1	11.3
Turnover Margin	-2.7	-
Assist/Turnover ratio	0.9	1.1
STEALS	124	174
Steals per game	4.6	6.4
BLOCKS	106	97
Blocks per game	3.9	3.6
LONGEST WINNING STREAK 4		
Home Winning Streak	3	
ATTENDANCE	155876	123875
Home games-Avg/Game	16 - 9742	10 - 12388
Neutral-Tot,Avg/Game	5749	1 - 5749

Score by periods	1st	2nd	3rd	Total
Vanderbilt	905	997	7	1909
Opponents	933	1002	12	1947

Date	Opponent	Res	Score	Att.
11-06-18	Winthrop	W	92-79	8387
11-11-18	at Southern California	W	82-78	3804
11-16-18	Alcorn State	W	79-54	9193
11-19-18	Liberty	W	79-70	8493
11-23-18	Kent State	L	75-77	9061
11-27-18	Savannah State	W	120-85	8271
12-01-18	vs. NC State	L	65-80	5749
12-05-18	Middle Tennessee	W	79-51	8513
12-17-18	Arizona State	W	81-65	9271
12-22-18	at Kansas State	L	58-69	14062
12-29-18	Tennessee State	W	95-76	9505
12-31-18	UNC Asheville	W	90-59	8350
*01-05-19	Ole Miss	L	71-81	10422
*01-09-19	at Georgia	L	63-82	9429
*01-12-19	at Kentucky	L	47-56	22504
*01-16-19	South Carolina	L	71-74	8400
*01-19-19	Mississippi State	L	55-71	9570
*01-23-19	Tennessee	Lot	83-88	14316
01-26-19	at Oklahoma	L	55-86	8848
*01-29-19	Kentucky	L	52-87	12298
*02-02-19	at Mizzou	L	67-77	11091
*02-05-19	at Arkansas	L	66-69	13587
*02-09-19	Alabama	L	67-77	10539
*02-13-19	at Florida	L	57-66	9007
*02-16-19	Auburn	L	53-64	11287
*02-19-19	at Tennessee	L	46-58	20523
*02-23-19	at Alabama	L	61-68	11020



Vanderbilt SEC Only Combined Statistics

RECORD:	OVERALL	HOME	AWAY	NEUTRAL
ALL GAMES	9-18	8-8	1-9	0-1
CONFERENCE	0-14	0-7	0-7	0-0
NON-CONFERENCE	9-4	8-1	1-2	0-1

##	Player	gp-gs	min	avg	Total fg-fga	fg%	3-Point 3fg-3fga	3fg%	F-Throw ft-ftha	ft%	Rebounds				avg	pf	dq	a	to	blk	stl	pts	avg
24	NESMITH,AARON	14-13	473	33.8	66-164	.402	34-94	.362	44-53	.830	21	62	83	5.9	50	2	19	25	8	12	210	15.0	
00	LEE,SABEN	14-14	484	34.6	50-120	.417	11-28	.393	57-86	.663	6	43	49	3.5	31	1	57	38	2	10	168	12.0	
11	SHITTU,SIMISOLA	14-14	384	27.4	50-116	.431	1-5	.200	31-65	.477	25	64	89	6.4	35	1	27	35	6	9	132	9.4	
32	RYAN,MATT	14-12	349	24.9	29-94	.309	27-86	.314	7-10	.700	3	26	29	2.1	35	0	9	17	1	6	92	6.6	
02	TOYE,JOE	14-4	343	24.5	28-79	.354	13-46	.283	9-17	.529	11	28	39	2.8	24	0	8	16	2	5	78	5.6	
01	WETZELL,YANNI	14-5	255	18.2	28-55	.509	2-11	.182	13-20	.650	14	36	50	3.6	38	3	4	19	9	10	71	5.1	
13	MOYER,MATTHEW	14-1	172	12.3	13-40	.325	3-17	.176	14-21	.667	9	19	28	2.0	20	0	5	12	3	3	43	3.1	
15	BROWN,CLEVO	14-6	216	15.4	16-39	.410	1-8	.125	9-17	.529	14	19	33	2.4	28	1	6	13	11	2	42	3.0	
03	EVANS,MAXWELL	14-1	149	10.6	7-24	.292	3-14	.214	6-8	.750	0	11	11	0.8	9	0	11	16	0	3	23	1.6	
	Team		23	22	45		1		9														
	Total.....	14	2825		287-731	.393	95-309	.307	190-297	.640	126	330	456	32.6	271	8	146	200	42	60	859	61.4	
	Opponents.....	14	2825		340-771	.441	100-291	.344	238-313	.760	135	366	501	35.8	259	2	177	148	68	85	1018	72.7	

Team Statistics	VU	OPP
SCORING	859	1018
Points per game	61.4	72.7
Scoring Margin	-11.4	-
FIELD GOALS-ATT	287-731	340-771
Field Goal Pct	.393	.441
3 POINT FG-ATT	95-309	100-291
3-point FG Pct	.307	.344
3-pt FG made per game	6.8	7.1
FREE THROWS-ATT	190-297	238-313
Free throw pct	.640	.760
FT made per game	13.6	17.0
REBOUNDS	456	501
Rebounds per game	32.6	35.8
Rebounding Margin	-3.2	-
ASSISTS	146	177
Assists per game	10.4	12.6
TURNOVERS	200	148
Turnovers per game	14.3	10.6
Turnover Margin	-3.7	-
Assist/Turnover ratio	0.7	1.2
STEALS	60	85
Steals per game	4.3	6.1
BLOCKS	42	68
Blocks per game	3.0	4.9
LONGEST WINNING STREAK	4	
Home Winning Streak	3	
ATTENDANCE	76832	97161
Home games-Avg/Game	7 - 10976	7 - 13880
Neutral-Tot,Avg/Game	0	0 - 0

Score by periods	1st	2nd	3rd	Total
Vanderbilt	410	442	7	859
Opponents	482	524	12	1018

Date	Opponent	Res	Score	Att.
*01-05-19	Ole Miss	L	71-81	10422
*01-09-19	at Georgia	L	63-82	9429
*01-12-19	at Kentucky	L	47-56	22504
*01-16-19	South Carolina	L	71-74	8400
*01-19-19	Mississippi State	L	55-71	9570
*01-23-19	Tennessee	Lot	83-88	14316
*01-29-19	Kentucky	L	52-87	12298
*02-02-19	at Mizzou	L	67-77	11091
*02-05-19	at Arkansas	L	66-69	13587
*02-09-19	Alabama	L	67-77	10539
*02-13-19	at Florida	L	57-66	9007
*02-16-19	Auburn	L	53-64	11287
*02-19-19	at Tennessee	L	46-58	20523
*02-23-19	at Alabama	L	61-68	11020



Vanderbilt Points-Rebounds-Assists

Opponent	Date	Score		#0 LEE	#1 WETZEL	#2 TOYE	#3 EVANS	#10 GARLAND	#11 SHITTU	#13 MOYER
Winthrop	11-06-18	92-79	W	12-6-5	0-0-0	12-6-3	0-0-0	24-3-4	18-10-1	DNP
Southern California	11-11-18	82-78	W	9-2-3	2-1-0	16-9-1	0-0-0	19-5-1	14-15-3	DNP
Alcorn State	11-16-18	79-54	W	10-2-6	2-1-0	14-4-0	4-1-0	3-7-4	20-6-0	5-8-2
Liberty	11-19-18	79-70	W	17-3-2	0-0-0	4-2-1	DNP	33-4-4	8-8-0	5-5-1
Kent State	11-23-18	75-77	L	13-5-5	2-2-0	15-6-1	8-4-1	2-0-0	20-8-3	2-3-1
Savannah State	11-27-18	120-85	W	11-4-4	15-7-2	13-2-1	16-4-3	DNP	17-3-5	10-6-5
NC State	12-01-18	65-80	L	15-1-3	2-3-0	1-1-0	10-3-1	DNP	15-6-2	0-4-0
Middle Tennessee	12-05-18	79-51	W	7-4-3	5-3-1	6-3-0	9-4-3	DNP	15-6-0	14-2-1
Arizona State	12-17-18	81-65	W	14-5-3	12-5-1	11-2-0	8-4-3	DNP	9-7-4	0-0-0
Kansas State	12-22-18	58-69	L	8-2-4	8-9-0	11-2-2	5-2-2	DNP	10-7-2	0-1-0
Tennessee State	12-29-18	95-76	W	23-4-3	4-0-0	18-3-0	10-2-4	DNP	10-8-1	10-4-0
UNC Asheville	12-31-18	90-59	W	11-2-4	16-6-1	9-2-0	5-3-1	DNP	17-9-4	3-3-1
Ole Miss	01-05-19	71-81	L	9-5-5	7-3-0	12-7-1	0-0-1	DNP	21-9-3	1-2-1
Georgia	01-09-19	63-82	L	12-2-2	8-5-0	6-0-1	10-4-1	DNP	10-14-3	5-1-0
Kentucky	01-12-19	47-56	L	9-1-2	0-0-0	9-6-1	0-1-2	DNP	8-5-0	7-1-0
South Carolina	01-16-19	71-74	L	17-3-3	2-6-1	0-2-0	0-0-1	DNP	13-3-2	8-4-0
Mississippi State	01-19-19	55-71	L	13-6-3	7-4-0	7-1-1	1-0-0	DNP	7-5-2	6-4-0
Tennessee	01-23-19	83-88	L	21-4-7	4-3-2	5-0-0	0-1-1	DNP	10-6-4	2-4-0
Oklahoma	01-26-19	55-86	L	24-8-3	4-4-0	0-2-0	0-1-1	DNP	7-4-1	0-3-0
Kentucky	01-29-19	52-87	L	15-4-5	5-0-0	0-1-0	0-1-0	DNP	0-6-1	3-3-1
Mizzou	02-02-19	67-77	L	15-1-7	5-3-0	6-3-0	4-3-2	DNP	4-4-1	0-0-0
Arkansas	02-05-19	66-69	L	11-1-4	5-2-0	18-4-0	0-0-2	DNP	12-8-2	0-1-0
Alabama	02-09-19	67-77	L	24-5-3	4-3-0	6-3-2	0-0-0	DNP	11-4-2	2-2-0
Florida	02-13-19	57-66	L	4-4-3	2-2-1	2-4-1	3-0-0	DNP	5-6-0	0-1-1
Auburn	02-16-19	53-64	L	4-3-2	10-10-0	2-2-0	0-1-1	DNP	6-2-2	1-2-2
Tennessee	02-19-19	46-58	L	8-9-5	2-1-0	0-1-0	0-0-0	DNP	9-6-1	6-2-0
Alabama	02-23-19	61-68	L	6-1-6	10-8-0	5-5-1	5-0-0	DNP	16-11-4	2-1-0

Opponent	Date	Score		#14 RICE	#15 BROWN	#24 NESMITH	#30 HUNT	#32 RYAN
Winthrop	11-06-18	92-79	W	DNP	6-6-0	4-2-1	DNP	16-2-1
Southern California	11-11-18	82-78	W	DNP	8-4-0	10-4-4	DNP	4-5-2
Alcorn State	11-16-18	79-54	W	DNP	2-4-1	7-7-1	DNP	12-2-4
Liberty	11-19-18	79-70	W	DNP	0-1-1	2-4-0	DNP	10-7-0
Kent State	11-23-18	75-77	L	DNP	0-3-0	5-6-2	DNP	8-5-2
Savannah State	11-27-18	120-85	W	0-0-0	4-1-0	20-13-3	3-0-1	11-3-3
NC State	12-01-18	65-80	L	DNP	4-2-2	9-5-1	DNP	9-5-0
Middle Tennessee	12-05-18	79-51	W	0-0-0	5-2-1	9-8-2	0-0-0	9-0-2
Arizona State	12-17-18	81-65	W	DNP	3-2-0	13-5-1	DNP	11-1-1
Kansas State	12-22-18	58-69	L	DNP	2-1-0	0-5-1	DNP	14-4-0
Tennessee State	12-29-18	95-76	W	DNP	3-6-1	9-5-2	DNP	8-3-0
UNC Asheville	12-31-18	90-59	W	0-0-0	2-3-0	6-7-3	2-0-0	19-4-2
Ole Miss	01-05-19	71-81	L	DNP	4-2-0	8-3-1	DNP	9-0-1
Georgia	01-09-19	63-82	L	DNP	0-1-0	9-8-0	DNP	3-1-1
Kentucky	01-12-19	47-56	L	DNP	0-0-0	11-5-1	DNP	3-1-0
South Carolina	01-16-19	71-74	L	DNP	2-3-4	23-4-1	DNP	6-0-0
Mississippi State	01-19-19	55-71	L	DNP	0-3-0	11-6-0	DNP	3-1-0
Tennessee	01-23-19	83-88	L	DNP	5-1-1	24-6-1	DNP	12-2-1
Oklahoma	01-26-19	55-86	L	DNP	4-2-1	9-5-0	DNP	7-5-1
Kentucky	01-29-19	52-87	L	DNP	3-4-0	14-3-3	DNP	12-3-0
Mizzou	02-02-19	67-77	L	DNP	8-1-1	19-4-0	DNP	6-2-0
Arkansas	02-05-19	66-69	L	DNP	6-7-0	8-5-2	DNP	6-2-2
Alabama	02-09-19	67-77	L	DNP	6-0-0	6-7-3	DNP	8-5-0
Florida	02-13-19	57-66	L	DNP	6-2-0	26-9-2	DNP	9-5-1
Auburn	02-16-19	53-64	L	DNP	0-4-0	24-14-1	DNP	6-3-0
Tennessee	02-19-19	46-58	L	DNP	2-3-0	13-5-3	DNP	6-2-2
Alabama	02-23-19	61-68	L	DNP	0-2-0	14-4-1	DNP	3-2-1



Vanderbilt Team Statistics

Opponent	Date	Score		Total		3-Point		F-Throw		Rebounds		pf	a	to	blk	stl	pts
				fg-fga	fg%	3fg-fga	3fg%	ft-fa	ft%	off	def						
Winthrop	11-06-18	92-79	W	34-63	.540	10-30	.333	14-20	.700	5	30	35	19	15	11	7	4
Southern California	11-11-18	82-78	W	27-71	.380	9-26	.346	19-30	.633	19	30	49	20	14	14	1	7
Alcorn State	11-16-18	79-54	W	29-64	.453	8-26	.308	13-17	.765	9	34	43	11	18	11	7	4
Liberty	11-19-18	79-70	W	26-52	.500	9-18	.500	18-28	.643	10	29	39	16	9	15	4	6
Kent State	11-23-18	75-77	L	27-58	.466	5-18	.278	16-27	.593	15	29	44	18	15	15	2	2
Savannah State	11-27-18	120-85	W	42-67	.627	15-30	.500	21-25	.840	12	37	49	12	27	20	10	9
vs NC State	12-01-18	65-80	L	22-56	.393	3-22	.136	18-30	.600	12	21	33	21	9	12	7	4
Middle Tennessee	12-05-18	79-51	W	26-55	.473	9-21	.429	18-19	.947	10	28	38	16	13	13	5	7
Arizona State	12-17-18	81-65	W	24-55	.436	12-28	.429	21-29	.724	7	32	39	18	13	10	4	3
Kansas State	12-22-18	58-69	L	15-47	.319	7-25	.280	21-27	.778	6	29	35	22	11	15	2	2
Tennessee State	12-29-18	95-76	W	29-58	.500	9-27	.333	28-36	.778	7	33	40	18	11	9	5	5
UNC Asheville	12-31-18	90-59	W	27-48	.563	5-19	.263	31-40	.775	14	27	41	15	16	13	7	4
Ole Miss	01-05-19	71-81	L	24-60	.400	6-20	.300	17-29	.586	13	22	35	16	13	10	5	7
Georgia	01-09-19	63-82	L	23-70	.329	6-25	.240	11-15	.733	18	23	41	21	8	10	2	8
Kentucky	01-12-19	47-56	L	17-47	.362	7-25	.280	6-12	.500	7	14	21	14	6	12	4	4
South Carolina	01-16-19	71-74	L	20-44	.455	7-21	.333	24-37	.649	7	21	28	26	12	15	1	2
Mississippi State	01-19-19	55-71	L	18-49	.367	5-19	.263	14-26	.538	7	23	30	11	6	14	2	3
Tennessee	01-23-19	83-88	Lot	30-60	.500	10-21	.476	13-21	.619	7	26	33	29	17	15	3	5
Oklahoma	01-26-19	55-86	L	21-57	.368	5-21	.238	8-12	.667	10	24	34	13	7	22	3	7
Kentucky	01-29-19	52-87	L	17-46	.370	9-24	.375	9-18	.500	9	20	29	19	10	20	3	2
Mizzou	02-02-19	67-77	L	20-46	.435	7-24	.292	20-26	.769	2	24	26	20	11	12	4	2
Arkansas	02-05-19	66-69	L	22-49	.449	9-21	.429	13-21	.619	11	21	32	23	12	14	4	5
Alabama	02-09-19	67-77	L	21-52	.404	8-22	.364	17-28	.607	5	26	31	17	10	11	5	6
Florida	02-13-19	57-66	L	18-51	.353	5-24	.208	16-21	.762	11	27	38	24	9	19	2	6
Auburn	02-16-19	53-64	L	16-48	.333	5-23	.217	16-21	.762	14	29	43	20	8	19	4	1
Tennessee	02-19-19	46-58	L	18-56	.321	7-23	.304	3-6	.500	8	25	33	15	11	12	1	6
Alabama	02-23-19	61-68	L	23-53	.434	4-17	.235	11-16	.688	7	29	36	16	13	17	2	3
Vanderbilt Totals				636-1482	.429	201-620	.324	436-637	.684	262	713	975	490	324	380	106	124
Averages		GP	27	24-55	.429	7-23	.324	16-24	.684	9.7	26.4	36.1	18.1	12.0	14.1	3.9	4.6
Opponent Totals				680-1603	.424	193-584	.330	394-548	.719	277	676	953	525	322	306	97	174

Opponent Team Statistics

Opponent	Date	Score		Total		3-Point		F-Throw		Rebounds		pf	a	to	blk	stl	pts
				fg-fga	fg%	3fg-fga	3fg%	ft-fa	ft%	off	def						
Winthrop	11-06-18	92-79	W	29-68	.426	5-24	.208	16-24	.667	13	28	41	19	10	13	0	4
Southern California	11-11-18	82-78	W	32-81	.395	4-19	.211	10-18	.556	21	26	47	26	9	11	5	8
Alcorn State	11-16-18	79-54	W	21-66	.318	6-22	.273	6-9	.667	12	27	39	18	9	14	0	8
Liberty	11-19-18	79-70	W	27-62	.435	7-26	.269	9-16	.563	7	22	29	21	9	11	3	8
Kent State	11-23-18	75-77	L	25-56	.446	12-24	.500	15-20	.750	4	20	24	20	15	8	5	13
Savannah State	11-27-18	120-85	W	30-75	.400	16-43	.372	9-14	.643	11	16	27	18	15	19	2	12
vs NC State	12-01-18	65-80	L	30-64	.469	5-15	.333	15-22	.682	17	29	46	24	16	12	0	3
Middle Tennessee	12-05-18	79-51	W	20-56	.357	2-14	.143	9-19	.474	14	18	32	19	8	14	4	3
Arizona State	12-17-18	81-65	W	21-65	.323	7-24	.292	16-20	.800	13	29	42	19	9	10	1	4
Kansas State	12-22-18	58-69	L	24-58	.414	5-17	.294	16-27	.593	7	27	34	19	13	7	2	7
Tennessee State	12-29-18	95-76	W	24-63	.381	10-23	.435	18-26	.692	10	25	35	23	10	11	3	4
UNC Asheville	12-31-18	90-59	W	21-53	.396	7-19	.368	10-11	.909	6	14	20	27	7	16	0	4
Ole Miss	01-05-19	71-81	L	28-57	.491	6-18	.333	19-22	.864	8	28	36	21	15	12	6	6
Georgia	01-09-19	63-82	L	28-60	.467	9-26	.346	17-23	.739	12	31	43	14	13	12	4	8
Kentucky	01-12-19	47-56	L	22-44	.500	4-16	.250	8-14	.571	12	26	38	14	10	15	5	5
South Carolina	01-16-19	71-74	L	21-51	.412	5-18	.278	27-35	.771	12	23	35	29	9	12	5	4
Mississippi State	01-19-19	55-71	L	27-59	.458	5-19	.263	12-14	.857	10	30	40	22	13	9	3	4
Tennessee	01-23-19	83-88	Lot	27-58	.466	5-20	.250	29-32	.906	5	25	30	20	16	8	7	5
Oklahoma	01-26-19	55-86	L	36-65	.554	7-23	.304	7-9	.778	7	29	36	13	15	12	4	11
Kentucky	01-29-19	52-87	L	30-54	.556	10-17	.588	17-23	.739	6	23	29	20	18	7	6	7
Mizzou	02-02-19	67-77	L	27-59	.458	7-22	.318	16-24	.667	11	26	37	17	14	9	2	4
Arkansas	02-05-19	66-69	L	23-51	.451	8-19	.421	15-20	.750	8	21	29	17	18	11	2	4
Alabama	02-09-19	67-77	L	24-59	.407	12-24	.500	17-21	.810	11	31	42	19	11	13	5	4
Florida	02-13-19	57-66	L	19-57	.333	5-22	.227	23-28	.821	14	25	39	22	4	12	3	12
Auburn	02-16-19	53-64	L	17-49	.347	9-25	.360	21-29	.724	8	19	27	18	9	7	4	10
Tennessee	02-19-19	46-58	L	23-56	.411	6-21	.286	6-9	.667	9	31	40	11	13	11	4	6
Alabama	02-23-19	61-68	L	24-57	.421	9-24	.375	11-19	.579	9	27	36	15	14	10	4	10
Opponent Totals				680-1603	.424	193-584	.330	394-548	.719	277	676	953	525	322	306	97	174
Averages		GP	27	25-59	.424	7-22	.330	15-20	.719	10.3	25.0	35.3	19.4	11.9	11.3	3.6	6.4
Vanderbilt Totals				636-1482	.429	201-620	.324	436-637	.684	262	713	975	490	324	380	106	124



Vanderbilt Individual Highs

Points	33	GARLAND, DARIUS vs. Liberty (11-19-18)
Field Goals Made	12	GARLAND, DARIUS vs. Liberty (11-19-18)
Field Goals Att.	21	NESMITH, AARON vs. Auburn (02-16-19)
FG Pct. (min 5 made)	.889 (8-9)	LEE, SABEN vs. Tennessee State (12-29-18)
3-Point FG Made	5	GARLAND, DARIUS vs. Liberty (11-19-18)
	5	NESMITH, AARON vs. South Carolina (01-16-19)
3-Point FG Att.	11	RYAN, MATT vs. Winthrop (11-06-18)
	11	RYAN, MATT at Florida (02-13-19)
3-Pt FG Pct. (min 4 made)	.667 (4-6)	NESMITH, AARON vs. Kentucky (01-29-19)
	.667 (4-6)	TOYE, JOE at Arkansas (02-05-19)
Free Throws Made	12	NESMITH, AARON at Florida (02-13-19)
Free Throws Att.	16	LEE, SABEN vs. South Carolina (01-16-19)
Rebounds	15	SHITTU, SIMISOLA at USC (11-11-18)
Assists	7	LEE, SABEN vs. Tennessee (01-23-19)
	7	LEE, SABEN at Mizzou (02-02-19)
Steals	4	WETZELL, YANNI at Tennessee (02-21-19)
Blocks	4	BROWN, CLEVON vs. Savannah State (11-27-18)
Turnovers	6	GARLAND, DARIUS at USC (11-11-18)
	6	LEE, SABEN vs. Kent State (11-23-18)
	6	LEE, SABEN at Oklahoma (01-26-19)
	6	SHITTU, SIMISOLA at Oklahoma (01-26-19)
Minutes	42	LEE, SABEN vs. Tennessee (01-23-19)
	42	NESMITH, AARON vs. Tennessee (01-23-19)
Plus/Minus	38	WETZELL, YANNI vs. Arizona State (12-17-18)
Player Efficiency (EFF)	33	NESMITH, AARON vs. Savannah State (11-27-18)
1st Half Points	16	NESMITH, AARON vs. South Carolina (01-16-19)
2nd Half Points	18	GARLAND, DARIUS vs. Liberty (11-19-18)
	18	LEE, SABEN vs. Alabama (02-09-19)
Off Rebounds	8	SHITTU, SIMISOLA at USC (11-11-18)
Bench Points	20	NESMITH, AARON vs. Savannah State (11-27-18)

Opponent Individual Highs

Points	43	WILLIAMS, GRANT vs Tennessee (2019-01-23)
Field Goals Made	11	TYREE, BREEIN vs Ole Miss (2019-01-05)
Field Goals Attempted	18	WALKER, JAYLIN vs Kent State (2018-11-23)
3-Point FG Made	6	JOE, ISALIAH at Arkansas (2019-02-05)
3-Point FG Att.	10	JOE, ISALIAH at Arkansas (2019-02-05)
3-Pt FG Pct (min 4 made)	1.000 (4-4)	CHANEY, ARMANI vs TSU (2018-12-29)
Free Throws Made	23	WILLIAMS, GRANT vs Tennessee (2019-01-23)
Free Throw Att.	23	WILLIAMS, GRANT vs Tennessee (2019-01-23)
FT Pct (min 11 made)	1.000 (23-23)	WILLIAMS, GRANT vs Tennessee (2019-01-23)
Rebounds	18	RAKOCEVIC, NICK at USC (2018-11-11)
Assists	8	HAGANS, ASHTON vs Kentucky (2019-01-29)
	8	HARPER, JARED vs. Auburn (2019-02-16)
Steals	5	HARPER, TYRELL vs Savannah State (2018-11-27)
Blocked Shots	5	CLAXTON, NICOLAS at Georgia (2019-01-09)
Turnovers	5	five times
Player Efficiency (EFF)	50	WILLIAMS, GRANT vs Tennessee (2019-01-23)
1st Half Points	18	WASHINGTON, PJ vs Kentucky (2019-01-29)
2nd Half Points	25	WILLIAMS, GRANT vs Tennessee (2019-01-23)
Offensive Rebounds	9	RAKOCEVIC, NICK at USC (2018-11-11)

Opponent Team Highs

POINTS	88	vs. Tennessee (01-23-19)
FIELD GOALS MADE	36	at Oklahoma (01-26-19)
FIELD GOAL ATTEMPTS	81	at Southern California (11-11-18)
FIELD GOAL PERCENTAGE	.556	(30-54) vs. Kentucky (01-29-19)
3 PT FIELD GOALS MADE	16	vs. Savannah State (11-27-18)
3 PT FG ATTEMPTS	43	vs. Savannah State (11-27-18)
3 PT FG PERCENTAGE	.588	(10-17) vs. Kentucky (01-29-19)
FREE THROWS MADE	29	vs. Tennessee (01-23-19)
FREE THROW ATTEMPTS	35	vs. South Carolina (01-16-19)
FREE THROW PERCENTAGE	.909	(10-11) vs. UNC Asheville (12-31-18)
REBOUNDS	47	at Southern California (11-11-18)
ASSISTS	18	vs. Kentucky (01-29-19)
	18	at Arkansas (02-05-19)
STEALS	13	vs. Kent State (11-23-18)
BLOCKED SHOTS	12	at Georgia (01-09-19)
TURNOVERS	19	vs. Savannah State (11-27-18)
FOULS	29	vs. South Carolina (01-16-19)
1ST HALF POINTS	46	vs. NC State (12-01-18)
2ND HALF POINTS	48	vs. Savannah State (11-27-18)
	48	at Georgia (01-09-19)
BENCH POINTS	39	vs. Savannah State (11-27-18)
2ND CHANCE POINTS	18	vs. NC State (12-01-18)
POINTS IN THE PAINT	52	at Oklahoma (01-26-19)
FAST BREAK POINTS	13	at Southern California (11-11-18)
	13	at Kentucky (01-12-19)
	13	at Arkansas (02-05-19)
LARGEST LEAD	38	vs. Kentucky (01-29-19)
LARGEST VICTORY	35	vs. Kentucky (01-29-19)
LARGEST 1ST HALF MARGIN	30	vs. Kentucky (01-29-19)
LARGEST 2ND HALF MARGIN	18	at Georgia (01-09-19)

Vanderbilt Team Highs

POINTS	120	vs. Savannah State (11-27-18)
FIELD GOALS MADE	42	vs. Savannah State (11-27-18)
FIELD GOAL ATTEMPTS	71	at Southern California (11-11-18)
FIELD GOAL PERCENTAGE	.627	(42-67) vs. Savannah State (11-27-18)
3 PT FIELD GOALS MADE	15	vs. Savannah State (11-27-18)
3 PT FG ATTEMPTS	30	vs. Winthrop (11-06-18)
	30	vs. Savannah State (11-27-18)
3 PT FG PERCENTAGE	.500	(9-18) vs. Liberty (11-19-18)
	.500	(15-30) vs. Savannah State (11-27-18)
FREE THROWS MADE	31	vs. UNC Asheville (12-31-18)
FREE THROW ATTEMPTS	40	vs. UNC Asheville (12-31-18)
FREE THROW PERCENTAGE	.947	(18-19) vs. Middle Tennessee (12-05-18)
REBOUNDS	49	at Southern California (11-11-18)
	49	vs. Savannah State (11-27-18)
ASSISTS	27	vs. Savannah State (11-27-18)
STEALS	9	vs. Savannah State (11-27-18)
BLOCKED SHOTS	10	vs. Savannah State (11-27-18)
TURNOVERS	22	at Oklahoma (01-26-19)
FOULS	29	vs. Tennessee (01-23-19)
1ST HALF POINTS	65	vs. Savannah State (11-27-18)
2ND HALF POINTS	55	vs. Savannah State (11-27-18)
	55	vs. Tennessee State (12-29-18)
BENCH POINTS	64	vs. Savannah State (11-27-18)
2ND CHANCE POINTS	22	at Southern California (11-11-18)
POINTS IN THE PAINT	53	vs. Savannah State (11-27-18)
FAST BREAK POINTS	23	vs. Savannah State (11-27-18)
LARGEST LEAD	43	vs. Savannah State (11-27-18)
LARGEST VICTORY	35	vs. Savannah State (11-27-18)
LARGEST 1ST HALF MARGIN	28	vs. Savannah State (11-27-18)
LARGEST 2ND HALF MARGIN	25	vs. UNC Asheville (12-31-18)



THE LAST TIME...

VANDERBILT
INDIVIDUALS

Scoring:

Scored 25 points – Aaron Nesmith (26), at Florida, 2/13/2019

Scored 30 points – Darius Garland (33), vs. Liberty, 11/19/2018

Scored 35 points – Billy McCaffrey (35), vs. Georgia, 2/24/1993

Scored 40 points – Shan Foster (42) vs. Mississippi State, 3/5/2008

Two Players Had 20 Points –

Aaron Nesmith (24), Saben Lee (21) vs UT, 1/23/2019

Three Players Had 20 Points – Derrick Byars (28), Shan Foster (21) and Ross Neltner (20) vs. Toledo, 12/2/2006

Scored 20 Points in Two Straight Games –

Aaron Nesmith (26), at Florida 2/13/2019; Jeff Roberson (26), Riley LaChance (21) vs. Florida (2/17/2018); Aaron Nesmith (24), vs Auburn 2/16/2019; Riley LaChance (26), Jeff Roberson (20) at LSU (2/20/2018)

Scored 20 Points in Three Straight Games –

Jeff Roberson (22) vs. Miss. St., 2/14/18; Jeff Roberson (26) vs. Florida, 2/17/18; Jeff Roberson (20) at LSU, 2/20/18; Riley LaChance (21) vs. Florida, 2/17/18; Riley LaChance (26) at LSU, 2/20/18; Riley LaChance (23) vs. Texas A&M, 2/24/18

Scored 20 Points in Four Straight Games –

Jeff Roberson (22), vs. Miss. St., 2/14/18; Jeff Roberson (26) vs. Florida, 2/17/18; Jeff Roberson (20) at LSU, 2/20/18; Jeff Roberson (21) vs. Texas A&M, 2/24/18

Scored 20 Points in Five Straight Games –

Jeff Roberson (21) at Tennessee, 1/23/2018; vs. LSU (20), 1/20/2018; vs. TCU (20), 1/27/2018; at Kentucky (23), 1/30/2018; at Auburn (30), 2/3/2018

Scored 20 Points in Six Straight Games –

Shan Foster vs. Georgia (29), 2/23/2008; vs. Tennessee (32), 2/26/2008; at Arkansas (22), 3/1/2008; vs. Mississippi State (42), 3/5/2008; at Alabama (21), 3/8/2008; vs. Auburn (26), 3/13/2008

Five Players Scored in Double Figures –

Saben Lee (23), Joe Toye (18), Maxwell Evans (10), Matt Moyer (10), Simi Shittu (10) vs. Tennessee State, 12/19/2018

Seven Players Scored in Double Figures –

Damian Jones (10), Wade Baldwin IV (20), Riley LaChance (10), Nolan Cressler (14), Joe Toye (10), Matthew Fisher-Davis (12), Josh Henderson (11), vs. Detroit (12/2/15)

Eight Players Scored in Double Figures –

Aaron Nesmith (20), Simisola Shittu (17), Maxwell Evans (16), Yanni Wetzell (15), Joe Toye (13), Saben Lee (11), Matt Ryan (11), Matthew Moyer (10), vs. Savannah St., 11/27/2018

Four Players with 15 or more points – Jeff

Roberson (19), Matthew Fisher-Davis (19),

Riley LaChance (19), Luke Kornet (16) vs. Kentucky, 1/10/2017

Double-Doubles:

Double-Double – Simisola Shittu (16 points, 11 rebounds) at Alabama 02/23/19

20-10 game – Aaron Nesmith (24 points, 14 rebounds) Yanni Wetzell (10 points, 10 rebounds) vs Auburn, 02/16/2019

30-10 game – Jeff Roberson (30 points, 10 rebounds) at Auburn, 2/3/2018

Back-to-back 20-10 games – Matt Freije vs. South Carolina (26 points, 11 rebounds) 1/28/04; vs. Kentucky (20 points, 11 rebounds) 1/31/04

Double-Double in Points and Rebounds – Simisola Shittu (16 points, 11 rebounds) at Alabama 02/23/19

Double-Double in Points and Assists – Wade Baldwin IV (15 points, 10 assists) vs. Western Michigan, 12/30/2015

Double-Double in Points and Blocks – Luke Kornet (11 points, 10 blocks) vs. Auburn (1/12/2016)

Double-Double in Points and Steals – Never

Double-Double in Two Consecutive games –

Simisola Shittu (18 points, 10 rebounds) vs. Winthrop, 11/6/18; (14 points, 15 rebounds) at USC

Double-Double in three consecutive games –

Jeff Roberson vs. Austin Peay (13 points, 10 rebounds) 11/10/2017; at Belmont (13 points, 12 rebounds) 11/10/2017; vs. UNC Asheville (17 points, 12 rebounds) 11/10/2017

Two players record double-double –

Aaron Nesmith (24 points, 14 rebounds) Yanni Wetzell (10 points, 10 rebounds) vs Auburn, 02/16/2019

Triple-Doubles:

Triple-Double – Luke Kornet (11 points, 11 rebounds, 10 blocks) vs. Auburn, 1/12/16; Brad Tinsley (11 points, 10 rebounds, 10 assists) vs. Presbyterian, 11/12/2010

Field Goals:

Made 10 FG in a game – Jeff Roberson (10) at Auburn, 2/3/2018

Made 11 FG in a game – Matthew Fisher-Davis (11) vs. Auburn, 1/4/2017

Made 12 FG in a game – Darius Garland (12) vs. Liberty, 11/19/2018

Made 16 FG in a game – Shan Foster (16) vs. Mississippi State, 3/5/2008

Attempted 15 FG in a game – Darius Garland (15) vs. Winthrop, 11/6/2018

Attempted 16 FG in a game – Riley LaChance (16) vs. Missouri, 2/27/2018

Attempted 17 FG in a game – Jeff Roberson (17) at Auburn, 2/3/2018

Attempted 18 FG in a game – Darius Garland (18) vs. Liberty, 11/19/2018

Attempted 19 FG in a game – Rod Odom (19) vs. Missouri, 1/16/14

Attempted 20 FG in a game – Jeff Roberson (20), vs. Texas A&M, 2/24/18

Three-Pointers:**Made 5 3-pointers in a game** –

Aaron Nesmith (5) vs. South Carolina, 1/16/2019

Made 6 3-pointers in a game – Riley LaChance (6) vs. Texas A&M, 2/24/18

Made 7 3-pointers in a game – Matthew Fisher-Davis (7) vs. Auburn, 1/4/2017

Made 8 3-pointers in a game – Shan Foster (8) vs. UMass, 1/5/2008

Made 9 3-pointers in a game – Shan Foster (9) vs. Mississippi State, 3/5/2008

Attempted 10 3-pointers in a game – Riley LaChance (10) vs. Missouri, 2/27/2018

Attempted 15 3-pointers in a game – John Jenkins (16) vs. Oregon, 11/11/2011

Free Throws:

Made 10 FT in a game – Jeff Roberson (10), at Kentucky, 1/30/2018

Made 12 FT in a game – Aaron Nesmith (12) at Florida, 2/13/2019

Made 13 FT in a game – A.J. Ogilvy (13) vs. DePaul, 12/5/2009

Made 18 FT in a game – Matt Freije (18) vs. Indiana, 11/24/2003

Attempted 12 FT in a game – Saben Lee (12) vs. Arizona St., 12/17/2018

Attempted 14 FT in a game – Saben Lee (14) vs. Liberty, 11/19/2018

Attempted 15 FT in a game – Saben Lee (16) vs. Kansas St., 12/3/2017

Rebounds:

10 Rebounds in a game – Simisola Shittu (11) at Alabama 02/23/19

15 Rebounds in a game – Simisola Shittu (15), at USC, 11/11/2018

10+ Rebounds in Three Consecutive Games –

Jeff Roberson vs. Austin Peay (10) 11/10/2017; at Belmont (12) 11/10/2017; vs. UNC Asheville (12) 11/10/2017

Assists:

8 Assists – Riley LaChance (8) vs. Miss. St. (2/14/18)

9 Assists – Saben Lee (9) vs. Texas A&M, 2/24/18

10 Assists – Wade Baldwin IV (10) vs. Auburn, 1/12/16

11 Assists – Mario Moore (13) vs. Arkansas, 2/19/2005

12 Assists – Mario Moore (13) vs. Arkansas, 2/19/2005

13 Assists – Mario Moore (13) vs. Arkansas, 2/19/2005

14 Assists – Billy McCaffrey (14) vs. Kentucky, 1/13/1993

5+ Assists in Four Consecutive Games –

Wade Baldwin IV (8) vs. Texas A&M, 2/4/16; (9) at Ole Miss, 2/6/16; (7) vs. Missouri, 2/10/16; (7) at Auburn, 2/13/16; (9) at Miss. St., 2/16/16; (7) vs. Georgia, 2/20/16

8+ Assists in Two Consecutive Games – Atiba Prater (9) at Georgia, 2/2/2000; (9) vs. Boston College, 2/6/2000

Blocks:

4 Blocked Shots – Clevon Brown (4) vs. Savannah St., 11/27/2018

5 Blocked Shots – Luke Kornet (5) vs. Texas A&M, 2/16/2017

6 Blocked Shots – Luke Kornet (6) at Texas A&M, 3/5/2016

7 Blocked Shots – Clevon Brown (8) at Ole

Miss, 3/3/2018

10 Blocked Shots – Luke Kornet (10) vs. Auburn, 1/12/16

Steals:

4 Steals – Yanni Wetzell (4) at Tennessee, 2/19/2019

5 Steals – Riley LaChance (5) vs. Penn, 12/22/2014

6 Steals – Dan Cage (6) vs. Furman, 11/28/2006

7 Steals – James Strong (8) vs. Morehead State, 11/24/1998

8 Steals – James Strong (8) vs. Morehead State, 11/24/1998

Minutes:

Played every minute – Jeff Roberson at Ole Miss, 3/3/2018

Played over 40 minutes – Saben Lee (42), Aaron Nesmith (42) vs UT 1/23/19

All 5 starters played 40 minutes – Steve Tchientang (40), Brad Tinsley (40), Lance Goulbourne (41), Jeffery Taylor (41), and John Jenkins (41), at Louisville, 12/2/2011

Fouls:

Technical Foul – Matt Ryan vs UT, 1/23/19

Fouled Out – Simi Shittu vs Auburn, 02/16/2019

Two Players Fouled Out – Clevon Brown, Yanni Wetzell vs. UT 1/23/2019

Three Players Fouled Out – Saben Lee, Clevon Brown, Djery Baptiste vs. Tennessee, 1/9/2018

TEAM**Started the game with Opponent Technical**

Foul – Furman bench, 12/22/2008

Scored 95 or more points – 95 vs. Tennessee State 12/29/2018 (W, 95-76)

Scored 100 or more points – 120 vs. Savannah St., 11/27/2018 (W, 120-85)

Scored 100 or more points (SEC game) – 102 at Ole Miss, 2/16/2012 (W, 102-76)

Scored 110 or more points – 120 vs. Savannah St., 11/27/2018 (W, 120-85)

Scored 110 or more points (SEC game) – 111 vs. Alabama 2/21/1972 (W, 111-91)

Scored 120 or more points – 120 vs. Savannah St., 11/27/2018 (W, 120-85)

Scored 120 or more points (SEC game) – 130 vs. Ole Miss 12/22/1970 (W, 130-112)

Scored 130 or more points – 130 vs. Ole Miss 12/22/1970 (W, 130-112)

Scored Less than 50 points – 46 at Tennessee, 2/19/2019 (L, 46-58)

Scored Less than 40 points – 38 at Tennessee (L, 76-38), 3/1/2014

Scored 20 or less points in half – 20 (1st half) at Alabama (L, 61-68), 02/23/19

Scored 90+ points in three consecutive games – 95 vs. Bradley, 11/24/2007 (W, 95-86); 91 vs. South Alabama, 11/29/2007 (W, 91-88); vs. Georgia Tech, 12/1/2007 (W, 92-79)

Allowed 90 or more points – 91, at Auburn, 2/3/2018 (L, 93-81)

Allowed 100 or more points – 106, Kentucky, 3/5/2003 (L, 44-106)

Allowed Less than 50 points – 48, vs. Houston Baptist, 12/20/2017 (W, 81-48)

Allowed 40 or Less points – 31,



THE LAST TIME...

at Mississippi State, 2/23/2013 (W, 72-31)
Shot 60% or better – .627 vs. Savannah St., 11/27/18 (W, 120-85)
Shot 60% or better from three – .643 vs. Purdue, 12/13/14 (W, 81-71)
Shot over 67% FG – .679 vs. TSU, 12/19/2009 (W, 84-71)
Shot lower than 30% – .250 at Arkansas 2/10/18 (L, 54-72)
Allowed 60% shooting – .625 at LSU, 2/20/2018 (L, 78-88)
Scored 100 points in two consecutive games – 111 vs. North Alabama 12/20/1980 (W, 111-79) and 111 vs. Memphis 12/23/1980 (W, 111-96)
Scored 100 points in three consecutive games – Never
Scored 100 points in Consecutive SEC games – 104 vs. LSU 2/19/1972 (W, 104-83) and 111 vs. Alabama 2/21/1972 (W, 111-91)
Won game by 70 points or more – 71 vs. Union (Tenn.) (W, 95-24), 1911-12
Won game by 60 points or more – 71 vs. Union (Tenn.) (W, 95-24), 1911-12
Won game by 50 points or more – 50 vs. Detroit (W, 102-52) 12/2/2015
Lost by 25 or More Points – vs. Kentucky (L, 52-87), 01/29/19
Game decided by one point – vs. Miss. St. (2/14/18) (W, 81-80)
Two consecutive games decided by one point – at South Carolina (L, 70-71) 1/7/1998 and Tennessee (W, 80-79) 1/10/1998
Three consecutive games decided by one point – Never
Shot 90% or Better from Free Throw Line (min. 10 att.) – 94.7% vs. M. Tennessee, 12/5/2018 (18-19)
Shot less than 50% from Free Throw Line – 46.9% vs. Morgan State (15-32) 11/23/13
Shot less than 20% from 3PT – .156 (3-22) vs. N.C. State 12/1/2018 (L, 80-65)
Attempted 30 FT – 30 (18-30) vs. N.C. State 12/1/2018
Attempted 35 FT – 37 (24-37) vs. South Carolina 1/16/2019
Attempted 40 FT – 40 (90-59) vs. UNC Asheville, 12/31/2018
Attempted five or less FT – 3 at Texas A&M, 1/31/2017
Made 30 FT – 30, vs. UNC Asheville, 12/31/18
Made 15 3FG – 17 vs. Alcorn St., 12/22/2017
Won an Overtime Game – vs. Florida 3/10/2017 (W, 72-62)
Lost an Overtime Game – vs. UT, 1/23/2019 (L, 83-88)
Played Two Overtimes – vs. Yale 1/3/15 (W, 79-74)
Played Three Overtimes – at Ole Miss 2/17/1982 (L, 51-48)
Played Four Overtimes – at Ole Miss 2/17/1982 (L, 51-48)
Played consecutive games that went to overtime – vs. Xavier 11/28/2011 (L, 82-70) and at Louisville, 12/2/2011 (L, 62-60)
Had 20 Turnovers – 20, vs. Savannah St., 11/27/2018
Had 10 Blocks – 10, vs. Savannah St., 11/27/2018

Scored 25 points – Daniel Gafford (28) at Arkansas 2/5/19
Scored 30 points – Breein Tyree (31) vs Ole Miss, 1/05/2019
Scored 35 points – Grant Williams (37), vs. Tennessee, 1/9/2018
Scored 40 points – Grant Williams (43), vs UT, 1/23/2019
Two Players Had 20 Points – Grant Williams (37), Admiral Schofield (22), vs. Tennessee, 1/9/2018
Five Players Scored in Double Figures Deandre Burnett (17), Terence Davis (17), Breein Tyree (11), Justas Furmanavicius (11), Sebastian Saiz (10), vs. Ole Miss, 2/4/2017
Six Players Scored in Double Figures – Bam Doyne (22), Dwayne Curtis (12), Todd Abernethy (11), Clarence Sanders (11), Polynice (10) and Williams (10), vs. Ole Miss, 1/27/2007
Four Players with 15 or more points – Erik Daniels (20), Marquis Estill (17), Kelenna Azubuike (16) and Gerald Fitch (15) vs. Kentucky, 3/5/2003

Double-Doubles:

Double-Double – Riley Norris (15 points and 12 rebounds) vs Alabama 2/09/2019
Triple-Double – Sam Muldrow (16 points, 14 rebounds and 10 blocks) at South Carolina, 1/8/2010
20-10 game – PJ Washington (26 points and 12 rebounds) vs Kentucky 1/29/2019
30-10 game – Ben Simmons (36 points, 14 rebounds), LSU, 1/2/2016

Double-Double in Points and Rebounds

– Riley Norris (15 points and 12 rebounds) vs Alabama 2/09/2019

Double-Double in Points and Assists – Nick Calathes (15 points, 10 assists) at Florida, 1/27/2008

Two players record double-doubles – Donta Hall (14 points and 11 rebounds), Dazon Ingram (13 points and 10 rebounds) at Alabama 02/23/19

Field Goals:

Made 10 FG in a game – Grant Williams (10), vs UT, 1/23/2019
Made 11 FG in a game – Breein Tyree (11), vs. Ole Miss 1/05/2019
Made 12 FG in a game – Shai Gilgeous-Alexander (12) at Kentucky, 1/30/2018
Made 13 FG in a game – Duop Reath (13) vs. LSU, 1/20/2018
Attempted 15 FG in a game – Chris Silva (15) at South Carolina, 1/6/2018
Attempted 16 FG in a game – Antonio Green, vs. M. Tennessee, 12/5/2018
Attempted 17 FG in a game – Derryck Thornton (17), at USC, 11/11/2018
Attempted 18 FG in a game – Jaylin Walker (18) vs. Kent State, 11/23/2018
Attempted 19 FG in a game – Shai Gilgeous-Alexander (19) at Kentucky, 1/30/2018
Attempted 20 FG in a game – Duop Reath (20) vs. LSU, 1/20/2018
Attempted 25 FG in a game – Malik Monk (25) at Kentucky, 2/28/2017

Three-Pointers:

Made 5 3-pointers in a game – Jaquan Dotson (5), vs. Savannah St., 11/27/2018

Made 6 3-pointers in a game – Jamal Murray, vs. Kentucky (6), 2/27/16
Made 7 3-pointers in a game – Chandler Parsons (7) vs. Florida, 1/25/2009
Made 8 3-pointers in a game – Brian Sullivan (8) vs. Miami (OH), 1/2/2012
Attempted 10 3-pointers in a game – Jordan McLaughlin (11), vs. USC, 11/19/2017

Free Throws:

Made 10 FT in a game – Daniel Gafford (10) at Arkansas 2/5/19
Made 16 FT in a game – Ben Simmons (16), LSU, 1/2/2016
Made 17 FT in a game – Grant Williams (23), vs UT, 1/23/2019
Attempted 10 FT in a game – Daniel Gafford (12) at Arkansas 2/5/19
Attempted 13 FT in a game – Ian Dubose (13) vs. Houston Baptist, 12/20/2017
Attempted 14 FT in a game – Grant Williams, (14) at Tennessee, 1/23/2018
Attempted 15 FT in a game – Grant Williams (23), vs UT, 1/23/2019

Rebounds:

10 Rebounds in a game – Donta Hall (11) at Alabama 02/23/19
15 Rebounds in a game – Sebastian Saiz (16), vs. Ole Miss, 2/4/2017
18 Rebounds in a game – Nick Rakocevic (18) at USC, 11/11/2018
19 Rebounds in a game – Omar Samhan (19) at St. Mary's, 11/20/2009
20 Rebounds in a game – Roy Rogers (20) at Alabama, 1/3/1996

Assists

8 Assists – Ashton Hagans (8) vs Kentucky 1/29/2019
9 Assists – Tremont Waters (9) at LSU, 2/20/2018
10 Assists – Alex Caruso (10) at Texas A&M, 1/31/2015
11 Assists – Dee Bost (11) vs. Mississippi State, 3/11/2011
12 Assists – Jared Harper (14) at Auburn, 2/3/2018

Blocks:

4 Blocked Shots – Nick Richards (4), vs Kentucky 1/29/2019
5 Blocked Shots – Nicolas Claxton (5), at Georgia, 1/09/19
6 Blocked Shots – Reggie Lynch (6), vs. Minnesota, 12/3/16
7 Blocked Shots – Daniel Gafford (7), at Arkansas, 2/10/18
8 Blocked Shots – Jarvis Varnado (9) vs. Mississippi State, 2/3/2010
10 Blocked Shots – Sam Muldrow (10) at South Carolina, 1/8/2011

Steals:

5 Steals – Tyrell Harper (5) vs. Savannah St., 11/27/2018
6 Steals – Jajuan Johnson (6) vs. Marquette, 11/11/2016
7 Steals – Aaron Lucas (7) at South Carolina, 1/19/2002
8 Steals – Steve Wojciechowski (8) at Duke, 11/22/1996

Two players with 3 steals – Tyrell Harper (5), Romani Hansen (3) vs. Savannah St., 11/27/2018

Minutes:

Played every minute – Jordan Barnett vs. Missouri, 2/27/2018
Played over 40 minutes – Kevin Knox (40), at Kentucky, 1/30/2018

Fouls:

Technical Foul – Jordan Geist at Missouri 2/2/19
Fouled Out – Chris Silva vs. South Carolina 1/16/2019
Three Players Fouled Out – Jordan Usher, Derryck Thornton, Kevin Porter, Jr. at USC, 11/11/2018

OPPONENT - TEAM

Scored 90 or more points at Memorial Gym – 92 vs. Tennessee, 1/9/2018 (L, 84-92)
Scored 100 or more points – 106 at Kentucky 3/5/2003 (L, 44-106)
Scored 110 or more points – 120 vs. Kentucky 2/7/1996 (L, 81-120)
Scored 120 or more points – 120 vs. Kentucky 2/7/1996 (L, 81-120)
Scored 130 or more points – Never
Scored Less than 50 points – 41 vs. Texas A&M, 3/9/17 (W, 66-41)
Scored Less than 40 points – 31 at Mississippi State, 2/23/2013 (W, 72-31)
Shot 50% or Better – .556 vs. Kentucky (L, 87-52) 1/29/2019
Shot 60% or Better – .625 at LSU (LSU 88, VU 78), 2/20/2018
Shot 60% or Better from 3PT – .654 (17-26), at Auburn, 2/3/2018
Shot less than 30% FG – .250 (4-16), at Kentucky, 1/12/2019 (L, 47-56)
Shot less than 15% from 3PT – .143 (2-14), vs. M. Tennessee, 12/5/2018 (W, 79-51)
Held Opponent Without a 3-Pointer – vs. Nebraska, 11/18/10 (W, 59-49)
Shot 90% or Better from Free Throw Line – 90.0, at Florida, 12/30/2017 (27-30)
Shot less than 50% from Free Throw Line – .467, vs. Minnesota, 12/3/2016 (L, 52-56)
Attempted 30 FT – 32, vs. Tennessee 1/23/2019
Attempted 40 FT – 42 at Mississippi State, 2/12/2007
Attempted 45 or More FT – 49 at South Carolina, 1/28/2009
Attempted Zero FT – vs. TCU, 1/27/2018
Attempted five or less FT – 1 vs. Miami (OH), 1/2/2012
Made 30 FT – 32, at South Carolina, 1/28/2009
Made 0 FT – vs. TCU, 1/27/2018
Made 12 3PT – 12, vs. Alabama, 2/09/2019
Made 15 3PT – 16, vs. Savannah St., 11/27/2018
Attempted 30 or more 3PT – 43 vs. Savannah St., 11/27/2018
Had 20 Turnovers – 20 vs. MTSU, 12/21/2012

OPPONENT - INDIVIDUALS

Scoring:

**CLEVEN BROWN****15**Junior, Forward
6'8" 240 lbs.
San Antonio, Texas
Churchill HS**SEASON HIGHS**

Points: 8, at USC (11/11/18)
FG Made: 4, at USC (11/11/18)
FG Atts: 8, at USC (11/11/18)
3FG Made: 1, 2x, last vs. Alabama (2/9/19)
3FG Atts: 2, at USC (11/11/18)
FT Made: 2, 3x, last at Florida (2/13/19)
FT Atts: 3, 2x, last at Missouri (2/2/19)
Rebounds: 7, 2x, last at Florida (2/13/19)
Assists: 4, vs. South Carolina (1/16/19)
Turnovers: 3, vs. Tennessee (1/23/19)
Blocks: 4, vs. Savannah St. (11/27/18)
Steals: 1, 3x, last vs. N.C. State (12/5/18)
Minutes: 26, at Florida (2/13/19)

CAREER HIGHS

Points: 13, vs. Austin Peay (11/10/17)
FG Made: 6, vs. Austin Peay (11/10/17)
FG Atts: 11, vs. Austin Peay (11/10/17)
3FG Made: 2, 2x, last at Missouri (2/11/17)
3FG Atts: 3, 2x, at Missouri (2/11/17)
FT Made: 2, 6x, last at Florida (2/13/19)
FT Atts: 4, vs. Texas A&M (2/16/17)
Rebounds: 7, 2x, last at Florida (2/13/19)
Assists: 4, vs. South Carolina (1/16/19)
Turnovers: 4, at Auburn (2/3/18)
Blocks: 8, at Ole Miss (3/3/18)
Steals: 2, vs. Austin Peay (11/10/17)
Minutes: 31, at Kentucky (1/30/18)

BROWN NOTEBOOK

- ✪ Started at Florida and played a season-high 26 minutes. Made seven starts this season.
- ✪ Leads team in blocks (1.3 per game).
- ✪ Dished out career-high four assists against South Carolina.
- ✪ Made two starts this season (Savannah State, N.C. State).
- ✪ Tallied eight points and four rebounds in win at USC; had three blocks vs. Liberty.
- ✪ Played in 32 games and made four starts in 2017-18. Averaged 3.9 points and 3.1 rebounds per game.
- ✪ Tallied a career-high eight blocks at Ole Miss. Also added six points and four rebounds. Most blocks for a Commodore since Luke Kornet had 10 vs. Auburn on 1/12/16
- ✪ Played career-high in minutes against TCU (26) and Kentucky (31). Had career-high 7 rebounds at UK.
- ✪ Scored a career-high 13 points in win over Austin Peay. Also set new career bests in field goals made and steals, and tied a career high in rebounds and blocks.
- ✪ Played in 34 games and averaged 1.6 points and 1.5 rebounds per game as a freshman in 2016-17.
- ✪ Signed with the Commodores in November of 2015.
- ✪ Made career debut vs. Marquette, scored five points against Golden Eagles; scored career-high six points vs. Norfolk State.
- ✪ Was ranked as the 9th-best player in the state of Texas by Texas Hoops, and the 126th-ranked player nationally by Rivals.com.
- ✪ Ranked as the 26th-ranked power forward in the country by Scout.com, he also received offers from Texas, Illinois, Notre Dame, and Auburn.

BROWN GAME-BY-GAME (JUNIOR)

Opponent	M	FG-A	3P-A	FT-A	Reb	PF	A	T	B	S	PTS
N6 Winthrop	19	3-5	0-1	0-0	6	3	0	2	2	0	6
N11 @USC	18	4-8	0-2	0-3	4	2	0	0	1	1	8
N16 Alcorn State	19	1-4	0-0	0-0	4	2	1	0	1	0	2
N19 Liberty	11	0-1	0-0	0-0	1	1	1	1	3	1	0
N23 Kent State	6	0-2	0-0	0-0	3	1	0	0	0	0	0
N27 Savannah State*	20	1-2	0-0	2-2	1	0	0	0	4	1	4
D1 vs. N.C. State*	16	2-2	0-0	0-2	2	3	2	1	1	1	4
D5 Middle Tennessee	21	2-4	1-1	0-0	2	3	1	1	1	0	5
D17 Arizona State	12	1-1	0-0	1-2	2	2	0	1	1	0	3
D22 @Kansas State	13	1-1	0-0	0-0	1	0	0	0	0	0	2
D29 Tennessee State	13	1-1	0-0	1-2	6	3	1	0	2	0	3
D31 UNC Asheville	16	1-1	0-0	0-0	3	0	0	1	3	0	2
J5 Ole Miss	8	2-4	0-0	0-0	2	0	0	0	1	0	4
J9 @Georgia	5	0-1	0-0	0-0	1	1	0	1	0	0	0
J12 @Kentucky	4	0-0	0-0	0-0	0	0	0	0	0	0	0
J16 South Carolina	15	1-4	0-2	0-0	3	3	4	0	0	0	2
J19 Mississippi State	12	0-2	0-0	0-0	3	0	0	0	0	0	0
J23 Tennessee	23	2-2	0-0	1-1	1	5	1	3	1	1	5
J26 @Oklahoma	20	2-3	0-0	0-0	2	4	1	1	1	0	4
J29 Kentucky	15	1-2	0-1	1-2	4	3	0	2	2	0	3
F2 @Missouri	21	3-5	0-1	2-3	1	3	1	2	2	0	8
F5 @Arkansas*	24	3-5	0-1	0-3	7	4	0	0	0	1	6
F9 Alabama*	22	1-3	1-1	3-6	0	2	0	2	3	0	6
F13 @Florida*	26	2-6	0-0	2-2	2	3	0	0	1	0	6
F16 Auburn*	18	0-2	0-2	0-0	4	1	0	1	1	0	0
F19 @Tennessee*	18	1-2	0-0	0-0	3	3	0	0	0	0	2
F23 @Alabama*	5	0-1	0-0	0-0	2	0	0	2	0	0	0
F27 Florida											
M2 @Texas A&M											
M6 Arkansas											
M9 @LSU											

Brown's Overall Statistics at Vanderbilt

Year	GP	GS	Min	Avg	FG	FGA	Pct	3FG	3FGA	Pct	FT	FTA	Pct	Off	Def	Tot	Avg	PF	FO	Ast	TO	Blk	Stl	Pts	Avg
2016-17	34	0	258	7.6	20	51	.392	8	27	.296	7	12	.583	16	34	50	1.5	35	0	3	16	14	1	55	1.6
2017-18	32	4	543	17.0	51	112	.455	11	46	.239	12	26	.462	42	56	98	3.1	67	3	7	27	43	9	125	3.9
2018-19	27	8	420	15.6	35	74	.473	2	12	.167	13	28	.464	34	36	70	2.6	52	1	13	21	31	6	85	3.1
TOTAL	93	12	1221	13.1	106	237	.447	21	85	.247	32	66	.485	92	126	218	2.3	154	4	23	64	88	16	265	2.8

Brown's SEC Statistics at Vanderbilt

Year	GP	GS	Min	Avg	FG	FGA	Pct	3FG	3FGA	Pct	FT	FTA	Pct	Off	Def	Tot	Avg	PF	FO	Ast	TO	Blk	Stl	Pts	Avg
2016-17	17	0	118	6.9	10	24	.417	3	12	.250	3	7	.429	8	15	23	1.4	17	0	2	7	9	0	26	1.5
2017-18	18	3	350	19.4	28	61	.459	8	25	.320	7	15	.467	27	39	66	3.7	42	2	5	20	29	5	71	3.9
2018-19	14	6	216	15.4	16	39	.410	1	8	.125	9	17	.529	14	19	33	2.4	28	1	6	13	11	2	42	3.0
TOTAL	49	9	684	14.0	54	124	.435	12	45	.267	19	39	.487	49	73	122	2.5	87	3	13	40	49	7	139	2.8

**MAXWELL EVANS****3**Sophomore, Guard
6'2" 192 lbs.
Houston, Texas
Bellaire HS**SEASON HIGHS****Points:** 16, vs. Savannah St. (11/27/18)**FG Made:** 6, vs. Savannah St. (11/27/18)**FG Atts:** 9, vs. Savannah St. (11/27/18)**3FG Made:** 2, 3x, last at Georgia (1/9/19)**3FG Atts:** 5, at Georgia (1/9/19)**FT Made:** 5, 2x, last vs. Tennessee State (12/29/18)**FT Atts:** 9, at Kansas St. (12/22/18)**Rebounds:** 4, 5x, last at Georgia (1/9/19)**Assists:** 4, vs. Tennessee State (12/29/18)**Turnovers:** 4, at Kentucky (1/12/19)**Blocks:** 1, vs. Savannah St. (11/27/18)**Steals:** 2, at Georgia (1/9/19)**Minutes:** 27, at Missouri (2/2/19)**CAREER HIGHS****Points:** 16, vs. Savannah St. (11/27/18)**FG Made:** 6, 2x, vs. Savannah St. (11/27/18)**FG Atts:** 10, vs. Houston Baptist (12/20/17)**3FG Made:** 3, vs. Texas A&M (2/24/18)**3FG Atts:** 6, vs. Alabama (1/2/18)**FT Made:** 8, at Arkansas (2/10/18)**FT Atts:** 9, at Arkansas (2/10/18)**Rebounds:** 9, at Arkansas (2/10/18)**Assists:** 4, vs. Tennessee State (12/29/18)**Turnovers:** 4, 2x, last at Kentucky (1/12/19)**Blocks:** 1, vs. Savannah St. (11/27/18)**Steals:** 2, at Georgia (1/9/19)**Minutes:** 29, at Auburn (2/3/18)**EVANS NOTEBOOK**

✪ Made first start of the season at Missouri and played a season-best 27 minutes.

✪ Scored a career-high 16 points in season-best 26 minutes against Savannah State; scored 10 points at Georgia.

✪ Played season-high 21 minutes against Kent State and scored eight points.

✪ Played in 29 games and made 15 starts as a true freshman...Averaged 3.9 points and 1.9 rebounds per game.

✪ Tied a career high with 14 points at Ole Miss - all of which came in first half.

✪ Scored eight points on 8-9 shooting from the FT line against Razorbacks; also had career-high nine rebounds.

✪ Tallied 13 points at Auburn in a career-best 29 minutes.

✪ Scored career-high 14 points, all in the second half, against Houston Baptist.

✪ 6'2 guard from Bellaire High School in Houston, Texas, was the number 16-ranked prospect in the state of Texas and 247sports.com ranked him as the 11th-ranked combo guard nationally at the end of his junior season.

✪ Chose the Commodores over Purdue, Northwestern, and Kansas State.

✪ Four-year starter and captain who averaged 32.7 points, 7.1 rebounds, 6.5 assists, 3.2 steals, and 2.0 blocks as a senior at Bellaire, where he played for coach Bruce Glover.

✪ Son of Carlis and Sharon...Is a triplet with sisters Megan and Maya, who each play volleyball at Alabama A&M...Also has an older brother Denzel, who is a running back at the University of Kansas...Advice to young people: "Always work hard on what you want to achieve."

EVANS GAME-BY-GAME (SOPHOMORE)

Opponent	M	FG-A	3P-A	FT-A	Reb	PF	A	T	B	S	PTS
N6 Winthrop	3	0-0	0-0	0-0	0	0	0	0	0	0	0
N11 @USC	2	0-1	0-1	0-1	0	0	0	0	0	0	0
N16 Alcorn State	7	2-3	0-1	0-0	1	1	0	0	0	1	4
N19 Liberty	DNP										
N23 Kent State	21	3-7	1-1	1-4	4	0	1	0	0	0	8
N27 Savannah State	26	6-9	2-4	2-2	4	1	3	3	1	0	16
D1 vs. N.C. State	20	4-7	1-3	1-2	3	3	1	2	0	0	10
D5 Middle Tennessee	22	3-8	1-3	2-2	4	2	3	1	0	0	9
D17 Arizona State	17	3-5	2-3	0-0	4	0	3	1	0	0	8
D22 @Kansas State	24	0-3	0-1	5-9	2	0	2	2	0	0	5
D29 Tennessee State	19	2-5	1-3	5-6	2	1	4	0	0	1	10
D31 UNC Asheville	16	1-4	0-2	3-5	3	0	1	1	0	0	5
J5 Ole Miss	9	0-1	0-1	0-0	0	0	1	0	0	0	0
J9 @Georgia	25	3-7	2-5	2-2	4	3	1	1	0	2	10
J12 @Kentucky	15	0-1	0-0	0-0	1	2	2	4	0	1	0
J16 South Carolina	5	0-1	0-1	0-0	0	0	1	1	0	0	0
J19 Mississippi State	12	0-1	0-1	1-2	0	0	0	1	0	0	1
J23 Tennessee	3	0-0	0-0	0-0	1	1	1	1	0	0	0
J26 @Oklahoma	9	0-1	0-1	0-0	1	0	1	0	0	0	0
J29 Kentucky	9	0-1	0-1	0-0	1	0	0	1	0	0	0
F2 @Missouri*	27	2-6	0-2	0-0	3	1	2	1	0	0	4
F5 @Arkansas	17	0-2	0-1	0-0	0	2	2	1	0	0	0
F9 Alabama	3	0-0	0-0	0-0	0	0	0	0	0	0	0
F13 @Florida	4	1-1	0-0	1-2	0	0	0	1	0	0	3
F16 Auburn	6	0-1	0-0	0-0	1	0	1	2	0	0	0
F19 @Tennessee	1	0-0	0-0	0-0	0	0	0	1	0	0	0
F23 @Alabama	13	1-2	1-2	2-2	0	0	0	1	0	0	5
F27 Florida											
M2 @Texas A&M											
M6 Arkansas											
M9 @LSU											

Evans' Overall Statistics at Vanderbilt

Year	GP	GS	Min	Avg	FG	FGA	Pct	3FG	3FGA	Pct	FT	FTA	Pct	Off	Def	Tot	Avg	PF	FO	Ast	TO	Blk	Stl	Pts	Avg
2017-18	29	15	378	13.0	34	95	.358	18	54	.333	28	33	.848	15	41	56	1.9	33	0	14	25	0	9	114	3.9
2018-19	26	1	336	12.9	31	77	.403	11	37	.297	25	39	.641	12	27	39	1.5	18	0	30	26	1	5	98	3.8
TOTAL	55	16	714	13.0	65	172	.378	29	91	.319	53	72	.736	27	68	95	1.7	51	0	44	51	1	14	212	3.9

Evans' SEC Statistics at Vanderbilt

Year	GP	GS	Min	Avg	FG	FGA	Pct	3FG	3FGA	Pct	FT	FTA	Pct	Off	Def	Tot	Avg	PF	FO	Ast	TO	Blk	Stl	Pts	Avg
2017-18	17	12	257	15.1	18	52	.346	12	32	.375	26	30	.867	13	28	41	2.4	24	0	7	19	0	6	74	4.4
2018-19	14	1	149	10.6	7	24	.292	3	14	.214	6	8	.750	0	11	11	0.8	9	0	11	16	0	3	23	1.6
TOTAL	31	13	406	13.1	25	76	.329	15	46	.326	32	38	.842	13	39	52	1.7	33	0	18	35	0	9	97	3.1

**DARIUS GARLAND****10**Freshman, Guard
6'2" 175 lbs.
Nashville, Tenn.
Brentwood Academy**SEASON HIGHS**

Points: 33, vs. Liberty (11/19/18)
FG Made: 12, vs. Liberty (11/19/18)
FG Atts: 18, vs. Liberty (11/19/18)
3FG Made: 5, vs. Liberty (11/19/18)
3FG Atts: 8, vs. Liberty (11/19/18)
FT Made: 4, 2x, last vs. Liberty (11/19/18)
FT Atts: 5, 2x, last vs. Liberty (11/19/18)
Rebounds: 7, vs. Alcorn St. (11/16/18)
Assists: 4, 3x, last vs. Liberty (11/19/18)
Turnovers: 6, at USC (11/11/18)
Blocks: 2, vs. Winthrop (11/6/18)
Steals: 2, vs. Winthrop (11/6/18)
Minutes: 37, vs. Liberty (11/19/18)

CAREER HIGHS

Points: 33, vs. Liberty (11/19/18)
FG Made: 12, vs. Liberty (11/19/18)
FG Atts: 18, vs. Liberty (11/19/18)
3FG Made: 5, vs. Liberty (11/19/18)
3FG Atts: 8, vs. Liberty (11/19/18)
FT Made: 4, 2x, last vs. Liberty (11/19/18)
FT Atts: 5, 2x, last vs. Liberty (11/19/18)
Rebounds: 7, vs. Alcorn St. (11/16/18)
Assists: 4, 3x, last vs. Liberty (11/19/18)
Turnovers: 6, at USC (11/11/18)
Blocks: 2, vs. Winthrop (11/6/18)
Steals: 2, vs. Winthrop (11/6/18)
Minutes: 37, vs. Liberty (11/19/18)

GARLAND NOTEBOOK

- ✪ Declared for NBA Draft on Jan. 22.
- ✪ Injured meniscus in left knee vs. Kent State and will miss the remainder of the season.
- ✪ Scored 33 points vs. Liberty, the second-most ever by a Commodore freshman and the second-most by a Vanderbilt player since 1996-97.
- ✪ Named the SEC Freshman of the Week after averaging 21.5 points, 4.0 rebounds, 2.5 assists, 1.0 block, and 1.5 steals in two Commodore victories against Winthrop and USC.
- ✪ Tallied 24 points, four assists, three rebounds, two steals, and two blocks in his collegiate debut vs. Winthrop.
- ✪ Garland, from Nashville, Tenn. and the Brentwood Academy, signed his National Letter of Intent with the Commodores in November in 2017. A consensus five-star recruit by most recruiting services, Garland enters the Vanderbilt program as one of the nation's best incoming point guards.
- ✪ Attended Brentwood Academy and won a TSSAA-record-tying four state championships with the Eagles and became only the second player in state history to claim three consecutive Mr. Basketball awards (Brentwood Academy's Brandon Wright - 2004 to 2006).
- ✪ Averaged 28.6 points per game as a senior and shot 59.7 percent from the field.
- ✪ Named a 2018 McDonald's All-American and a Naismith National Player of the Year semifinalist, becoming only the second Commodore to be named a McDonald's All-American (class of 2018 signee Simi Shittu) and the first named as a Naismith semifinalist. Also a Jordan Brand nominee.
- ✪ Named the Gatorade Tennessee Player of the Year in 2018.
- ✪ Darius Kinnard Garland...January 26, 2000...Son of Winston and Felicia Garland...Has one brother, Desmond Nun nery...Advice to young people: "Never be satisfied."

GARLAND GAME-BY-GAME (FRESHMAN)

Opponent	M	FG-A	3P-A	FT-A	Reb	PF	A	T	B	S	PTS
N6 Winthrop*	36	9-15	3-7	3-5	3	1	4	2	2	2	24
N11 @USC*	36	6-14	3-5	4-4	5	4	1	6	0	1	19
N16 Alcorn State*	28	1-6	0-3	1-2	7	0	4	3	0	0	3
N19 Liberty*	37	12-18	5-8	4-5	4	2	4	4	0	1	33
N23 Kent State*	2	1-1	0-0	0-0	0	0	0	0	0	0	2
N27 Savannah State	DNP										
D1 vs. N.C. State	DNP										
D5 Middle Tennessee	DNP										
D17 Arizona State	DNP										
D22 @Kansas State	DNP										
D29 Tennessee State	DNP										
D31 UNC Asheville	DNP										
J5 Ole Miss	DNP										
J9 @Georgia	DNP										
J12 @Kentucky	DNP										
J16 South Carolina	DNP										
J19 Mississippi State	DNP										
J23 Tennessee	DNP										
J26 @Oklahoma	DNP										
J29 Kentucky	DNP										
F2 @Missouri	DNP										
F5 @Arkansas	DNP										
F9 Alabama	DNP										
F13 @Florida	DNP										
F16 Auburn	DNP										
F19 @Tennessee	DNP										
F23 @Alabama	DNP										
F27 Florida											
M2 @Texas A&M											
M6 Arkansas											
M9 @LSU											

Garland's Overall Statistics at Vanderbilt

Year	GP	GS	Min	Avg	FG	FGA	Pct	3FG	3FGA	Pct	FT	FTA	Pct	Off	Def	Tot	Avg	PF	FO	Ast	TO	Blk	Stl	Pts	Avg
2018-19	5	5	139	27.8	29	54	.537	11	23	.478	12	16	.750	2	17	19	3.8	7	0	13	15	2	4	81	16.2
TOTAL	5	5	139	27.8	29	54	.537	11	23	.478	12	16	.750	2	17	19	3.8	7	0	13	15	2	4	81	16.2



SABEN LEE

O

Sophomore, Guard
6'2" 183 lbs.
Phoenix, Ariz.
Corona Del Sol HS

SEASON HIGHS

Points: 24, 2x, last vs. Alabama (2/9/19)
FG Made: 9, 2x, last vs. Alabama (2/9/19)
FG Atts: 16, vs. Tennessee (1/23/19)
3FG Made: 3, vs. Tennessee (1/23/19)
3FG Atts: 5, vs. Tennessee (1/23/19)
FT Made: 9, 4x, last vs. S. Carolina (1/17/19)
FT Atts: 14, vs. Liberty (11/19/18)
Rebounds: 9, at Tennessee (2/19/19)
Assists: 7, 2x, last at Missouri (2/2/19)
Turnovers: 6, 2x, last at Oklahoma (1/26/19)
Blocks: 1, 3x, last vs. S. Carolina (1/17/19)
Steals: 3, 3x, last vs. Alabama (2/9/19)
Minutes: 42, vs. Tennessee (1/23/19)

CAREER HIGHS

Points: 24, 3x, last vs. Alabama (2/9/19)
FG Made: 9, 3x, last vs. Alabama (2/9/19)
FG Atts: 16, vs. Tennessee (1/23/19)
3FG Made: 3, 3x, last at LSU (2/20/18)
3FG Atts: 6, vs. Austin Peay (11/10/17)
FT Made: 12, vs. Kansas St. (12/3/17)
FT Atts: 17, vs. Kansas St. (12/3/17)
Rebounds: 9, 2x, last at Tennessee (2/19/19)
Assists: 9, vs. Texas A&M (2/24/18)
Turnovers: 6, 2x, last at Oklahoma (1/26/19)
Blocks: 2, vs. Austin Peay (11/10/17)
Steals: 4, vs. Arizona State (12/17/17)
Minutes: 42, vs. Tennessee (1/23/19)

LEE NOTEBOOK

- ✪ Grabbed a career-high tying nine rebounds at Tennessee.
- ✪ Tied a career high with 24 points against Alabama. Also tied a career high with field goals made and tied a season-best three steals.
- ✪ Tied a career high with 24 points against Alabama.
- ✪ Ranked in the top 10 in the SEC in SEC in assists per game (8th, 3.9), free throw attempts (2nd, 174) and free throws made (3rd, 123)
- ✪ Attempted 16 free throws vs. S. Carolina, which is the most by a Commodore in SEC play and third-most by a Commodore overall since 1999. His 17 free throws against Kansas State last season at Memorial Gym is second-most in the last 20 years.
- ✪ Played in all 32 games as a freshman and started in 29 games. Tallied double figures in 17 games.
- ✪ First Commodore with nine assists vs. Texas A&M since Wade Baldwin IV at Miss. State, 2/16/2016. His 96 as sists was a freshman is 6th on Vanderbilt's all-time single-season freshman assist list.
- ✪ Averaged 11.7 points per game in SEC play; 10th in steals (1.2) in SEC games only.
- ✪ Scored career-high 24 points at Arizona State.
- ✪ Tied then-career high with 19 points vs. Kansas State - finished 12-17 from free-throw line. Last Commodore to make 12 free throws in a game was Luke Kornet vs. Belmont on 11/15/2016.
- ✪ 6'2 guard from Tempe, Ariz., who attended Corona Del Sol High School. Lee chose the Commodores over Louisville, Stanford, Florida State, and Nebraska.
- ✪ Averaged 22 points, five rebonds, four assists, three blocks, and three steals in his senior season at Corona Del Sol...First-team All-State selection as a junior and senior...Was a four-star prospect and the number 92-ranked player by Scout.com and the number 17 point guard by 247sports.com.
- ✪ Saben Anthonia Lee...June 23, 1999 ... Son of Anthonia "Amp" Lee and Natalie Williams...Has one brother Aubry...Plans to major in Mechanical Engineering...Advice to young people: "Have fun because at the next level it's all business."

LEE GAME-BY-GAME (SOPHOMORE)

Opponent	M	FG-A	3P-A	FT-A	Reb	PF	A	T	B	S	PTS
N6 Winthrop*	30	6-8	0-1	0-0	6	4	5	2	0	0	12
N11 @USC*	31	3-13	0-4	3-3	2	3	3	2	1	1	9
N16 Alcorn State*	26	3-7	1-2	3-4	2	0	6	3	0	0	10
N19 Liberty*	30	4-9	0-0	9-14	3	1	2	5	0	2	17
N23 Kent State*	29	4-10	1-4	4-8	5	3	5	6	0	1	13
N27 Savannah State*	20	4-6	0-1	3-5	4	1	4	0	0	3	11
D1 vs. N.C. State*	32	3-7	0-0	9-13	1	3	3	2	0	0	15
D5 Middle Tennessee*	28	2-9	1-3	2-2	4	1	3	0	0	2	7
D17 Arizona State*	29	2-3	1-2	9-12	5	2	3	4	0	0	14
D22 @Kansas State*	22	1-5	0-3	6-6	2	1	4	3	1	0	8
D29 Tennessee State*	27	8-9	0-1	7-9	4	0	3	2	0	1	23
D31 UNC Asheville*	27	2-3	0-0	7-8	2	3	4	1	0	1	11
J5 Ole Miss*	35	3-12	0-2	3-6	5	2	5	2	0	1	9
J9 @Georgia*	28	4-9	1-1	3-3	2	2	2	2	0	2	12
J12 @Kentucky*	31	2-6	1-2	4-6	1	2	2	0	0	1	9
J16 South Carolina*	37	4-7	0-0	9-16	3	2	3	4	1	1	17
J19 Mississippi State*	38	4-9	0-0	5-8	6	2	3	2	0	0	13
J23 Tennessee*	42	5-16	3-5	8-13	4	3	7	2	0	0	21
J26 @Oklahoma*	37	9-12	2-2	4-4	8	1	3	6	1	3	24
J29 Kentucky*	38	4-9	1-3	6-9	4	0	5	3	0	0	15
F2 @Missouri*	35	4-10	0-3	7-9	1	2	7	4	0	1	15
F5 @Arkansas*	23	3-3	2-2	3-4	1	5	4	3	1	0	11
F9 Alabama*	37	9-13	2-3	4-6	5	2	3	2	0	3	24
F13 @Florida*	37	2-7	0-3	0-0	4	3	3	5	0	1	4
F16 Auburn*	35	1-3	0-1	2-2	3	0	2	3	0	0	4
F19 @Tennessee*	39	3-8	1-3	1-2	9	3	5	2	0	0	8
F23 @Alabama*	29	2-8	0-0	2-2	1	3	6	4	0	0	6
F27 Florida											
M2 @Texas A&M											
M6 Arkansas											
M9 @LSU											

Lee's Overall Statistics at Vanderbilt

Year	GP	GS	Min	Avg	FG	FGA	Pct	3FG	3FGA	Pct	FT	FTA	Pct	Off	Def	Tot	Avg	PF	FO	Ast	TO	Blk	Stl	Pts	Avg
2017-18	32	29	857	26.8	115	249	.462	23	75	.307	85	117	.726	22	73	95	3.0	78	2	99	71	5	39	338	10.6
2018-19	27	27	851	31.5	101	221	.457	17	51	.333	123	174	.707	13	84	97	3.6	54	1	105	74	4	24	342	12.7
TOTAL	59	56	1708	28.9	216	470	.460	40	126	.317	208	291	.715	35	157	192	3.3	132	3	204	145	9	63	680	11.5

Lee's SEC Statistics at Vanderbilt

Year	GP	GS	Min	Avg	FG	FGA	Pct	3FG	3FGA	Pct	FT	FTA	Pct	Off	Def	Tot	Avg	PF	FO	Ast	TO	Blk	Stl	Pts	Avg
2017-18	18	18	520	28.9	75	148	.507	18	46	.391	42	56	.750	11	47	58	3.2	53	2	49	43	1	22	210	11.7
2018-19	14	14	484	34.6	50	120	.417	11	28	.393	57	86	.663	6	43	49	3.5	31	1	57	38	2	10	168	12.0
TOTAL	32	32	1004	31.4	125	268	.466	29	74	.392	99	142	.697	17	90	107	3.3	84	3	106	81	3	32	378	11.8

**MATTHEW MOYER****13**R-Sophomore, Forward
6'8" 217 lbs.
Gahanna, Ohio
Syracuse/Kent Prep**SEASON HIGHS**

Points: 14, vs. Middle Tennessee (12/5/18)
FG Made: 4, 2x, last vs. Middle Tennessee (12/5/18)
FG Atts: 9, vs. Savannah St. (11/27/18)
3FG Made: 2, 3x, last at Kentucky (1/12/19)
3FG Atts: 5, vs. Savannah St. (11/27/18)
FT Made: 4, 2x, last vs. S. Carolina (1/16/19)
FT Atts: 5, vs. South Carolina (1/16/19)
Rebounds: 8, vs. Alcorn St. (11/16/18)
Assists: 5, vs. Savannah St. (11/27/18)
Turnovers: 3, 2x, last vs. Miss. St. (1/19/19)
Blocks: 2, vs. Miss. St. (1/19/19)
Steals: 1, 3x, last at Georgia (1/9/19)
Minutes: 24, 2x, last vs. Miss. St. (1/19/19)

CAREER HIGHS

Points: 18, vs. UConn (12/5/17)
FG Made: 7, vs. UConn (12/5/17)
FG Atts: 12, vs. Buffalo (12/19/17)
3FG Made: 2, 3x, last at Kentucky (1/12/19)
3FG Atts: 5, vs. Savannah St. (11/27/18)
FT Made: 4, 5x, last S. Carolina (1/16/19)
FT Atts: 6, vs. N.C. State (2/14/18)
Rebounds: 10, at Florida State (1/13/18)
Assists: 5, vs. Savannah St. (11/27/18)
Turnovers: 3, 2x, last vs. Miss. St. (1/19/19)
Blocks: 2, 3x, last vs. Miss. St. (1/19/19)
Steals: 3, at Florida State (1/13/18)
Minutes: 36, vs. UConn (12/5/17)

MOYER NOTEBOOK

- ✪ Played season-high 23 minutes vs. South Carolina; scored eight points and had four rebounds.
- ✪ Scored a Commodore-best 14 points against Middle Tennessee; scored 10 points against Tenn. State.
- ✪ Moyer, a transfer from Syracuse who arrived at Vanderbilt in the summer of 2018, was ruled immediately eligible by the NCAA on November 15. He will have three years of eligibility remaining with the Commodores.
- ✪ Has a total of 13 rebounds in two games as a Commodore.
- ✪ Redshirted first season at Syracuse, then averaged 3.1 points and 3.2 rebounds in 37 games with the Orange.
- ✪ Totaled a career-high 18 points and added eight rebounds versus Connecticut.
- ✪ Posted a career-high 10 rebounds and three steals at Florida State.
- ✪ Matthew Anthony Moyer...June 30, 1997...Son of Fred and Annette Moyer...Has one brother, Desmond Nunnery...Plans to major in Communications...Advice to young people: "Take advantage of your opportunities."

MOYER GAME-BY-GAME (SOPHOMORE)

Opponent	M	FG-A	3P-A	FT-A	Reb	PF	A	T	B	S	PTS
N6 Winthrop	DNP										
N11 @USC	DNP										
N16 Alcorn State	15	2-5	1-2	0-0	8	2	2	3	0	1	5
N19 Liberty	19	2-5	1-2	0-0	5	3	1	0	1	0	5
N23 Kent State	14	0-1	0-1	2-2	3	3	1	0	1	0	2
N27 Savannah State	24	4-9	2-5	0-0	6	0	5	2	1	0	10
D1 vs. N.C. State	14	0-2	0-1	0-0	4	1	0	0	1	0	0
D5 Middle Tennessee*	20	4-6	2-3	4-4	2	2	1	1	1	0	14
D17 Arizona State*	10	0-2	0-2	0-0	0	1	0	1	0	0	0
D22 @Kansas State*	9	0-2	0-2	0-0	1	3	0	0	1	1	0
D29 Tennessee State	23	3-4	1-2	3-4	4	3	0	1	0	0	10
D31 UNC Asheville	10	1-2	0-0	1-2	3	0	1	0	1	0	3
J5 Ole Miss	8	0-0	0-0	1-2	2	0	1	1	0	0	1
J9 @Georgia	17	2-6	0-1	1-1	1	2	0	1	0	1	5
J12 @Kentucky	14	2-4	2-4	1-2	1	1	0	1	1	1	7
J16 South Carolina	23	2-4	0-1	4-5	4	4	0	1	0	0	8
J19 Mississippi State	24	2-3	0-1	2-2	4	1	0	3	2	0	6
J23 Tennessee*	14	1-2	0-1	0-0	4	4	0	0	0	1	2
J26 @Oklahoma*	11	0-4	0-2	0-2	3	0	0	0	0	0	0
J29 Kentucky	13	1-3	0-2	1-3	3	1	1	0	0	0	3
F2 @Missouri	1	0-1	0-1	0-0	0	1	0	0	0	0	0
F5 @Arkansas	10	0-2	0-0	0-0	1	1	0	0	0	0	0
F9 Alabama	8	0-3	0-1	2-2	2	0	0	1	0	0	2
F13 @Florida	7	0-2	0-1	0-0	1	1	1	1	0	0	0
F16 Auburn	15	0-4	0-1	1-2	2	3	2	1	0	0	1
F19 @Tennessee	9	2-5	1-3	1-2	2	0	0	0	0	0	6
F23 @Alabama	9	1-1	0-0	0-0	1	1	0	2	0	0	2
F27 Florida											
M2 @Texas A&M											
M6 Arkansas											
M9 @LSU											

Moyer's Overall Statistics

Year	GP	GS	Min	Avg	FG	FGA	Pct	3FG	3FGA	Pct	FT	FTA	Pct	Off	Def	Tot	Avg	PF	FO	Ast	TO	Blk	Stl	Pts	Avg
2017-18*	37	20	587	15.9	45	85	.529	1	9	.111	22	41	.537	38	82	120	3.2	52	1	16	25	11	13	113	3.1
2018-19	25	5	341	13.6	29	82	.354	10	39	.256	24	35	.686	31	36	67	2.7	38	0	16	20	10	5	92	3.7
TOTAL	62	25	928	15.0	74	167	.443	11	48	.229	46	76	.605	69	118	187	3.0	90	1	32	45	21	18	205	3.3

Moyer's SEC Statistics at Vanderbilt

Year	GP	GS	Min	Avg	FG	FGA	Pct	3FG	3FGA	Pct	FT	FTA	Pct	Off	Def	Tot	Avg	PF	FO	Ast	TO	Blk	Stl	Pts	Avg
2018-19	14	1	172	12.3	13	40	.325	3	17	.176	14	21	.667	9	19	28	2.0	20	0	5	12	3	3	43	3.1
TOTAL	14	1	172	12.3	13	40	.325	3	17	.176	14	21	.667	9	19	28	2.0	20	0	5	12	3	3	43	3.1

**AARON NESMITH****24**Freshman, Guard/Forward
6'6" 213 lbs.
Charleston, S.C.
Porter Gaud**SEASON HIGHS**

Points: 26, at Florida (2/13/19)
FG Made: 9, vs. Tennessee (1/23/19)
FG Atts: 21, vs. Auburn (2/16/19)
3FG Made: 5, vs. South Carolina (1/16/19)
3FG Atts: 10, vs. South Carolina (1/16/19)
FT Made: 12, at Florida (2/13/19)
FT Atts: 15, at Florida (2/13/19)
Rebounds: 14, vs. Auburn (2/16/19)
Assists: 4, at USC (11/11/18)
Turnovers: 4, at Florida (2/13/19)
Blocks: 2, 3x, last vs. Tennessee (1/23/19)
Steals: 3, 2x, last at Florida (2/13/19)
Minutes: 42, vs. Tennessee (1/23/19)

CAREER HIGHS

Points: 26, at Florida (2/13/19)
FG Made: 9, vs. Tennessee (1/23/19)
FG Atts: 21, vs. Auburn (2/16/19)
3FG Made: 5, vs. South Carolina (1/16/19)
3FG Atts: 10, vs. South Carolina (1/16/19)
FT Made: 12, at Florida (2/13/19)
FT Atts: 15, at Florida (2/13/19)
Rebounds: 14, vs. Auburn (2/16/19)
Assists: 4, at USC (11/11/18)
Turnovers: 4, at Florida (2/13/19)
Blocks: 2, 3x, last vs. Tennessee (1/23/19)
Steals: 3, 2x, last at Florida (2/13/19)
Minutes: 42, vs. Tennessee (1/23/19)

NESMITH NOTEBOOK

- ✪ Set new career highs in points at Florida (26); also was career-best 12-15 from the free throw line.
- ✪ Scored 24 points and had career highs in field goals made (9) and minutes (42) against Tennessee.
- ✪ Scored 20 or more points in four SEC games this season.
- ✪ Leads Commodores in scoring in SEC games only.
- ✪ Tallied 23 points against South Carolina; also made career-best five threes.
- ✪ Posted 24 points and career-high 14 rebounds against Auburn.
- ✪ Posted 20 points and then-career-high 13 rebounds in win over Savannah State.
- ✪ Scored 10 points, four rebounds, and four assists in win at USC.
- ✪ Nesmith posted a stellar career at Porter Gaud High School in Charleston, S.C., where he was named the state's Gatorade Player of the Year as a senior while leading his Porter Gaud teams to three straight South Carolina state titles and scoring 2,000 career points.
- ✪ One of the class of 2018's top shooters.
- ✪ Averaged 21 points, 4.5 rebounds and 1.8 assists per game as a senior...Scored 2,067 career points and was named Most Outstanding Player at both the Chick-fil-A Classic, where he made nine three pointers, and the Rotary Roundball holiday tournament.
- ✪ Three-time South Carolina Independent School Association 3A Player of the Year...Three-time honoree as All-Lowcountry player of the year by the Charleston Post and Courier.
- ✪ Aaron Joshua Nesmith...October 16, 1999...Son of Benard and Erine Nesmith...Has one brother, Eddie...Undecided in major...Advice to young people: "Always work hard and give that little extra effort when your peers are not."

NESMITH GAME-BY-GAME (FRESHMAN)

Opponent	M	FG-A	3P-A	FT-A	Reb	PF	A	T	B	S	PTS
N6 Winthrop	17	1-4	1-4	1-1	2	2	1	2	0	0	4
N11 @USC	21	3-6	2-5	2-2	4	2	4	0	0	0	10
N16 Alcorn State	24	2-8	1-5	2-2	7	3	1	0	1	1	7
N19 Liberty	12	0-0	0-0	2-2	4	1	0	1	0	0	2
N23 Kent State	23	1-5	1-3	2-3	6	4	2	1	0	1	5
N27 Savannah State	29	7-12	2-5	4-4	13	4	3	3	2	3	20
D1 vs. N.C. State	25	3-6	1-4	2-2	5	4	1	1	1	1	9
D5 Middle Tennessee	26	3-4	1-2	2-2	8	1	2	0	2	1	9
D17 Arizona State	27	5-10	3-5	0-2	5	3	1	0	1	0	13
D22 @Kansas State	23	0-6	0-4	0-0	5	5	1	2	0	1	0
D29 Tennessee State	21	3-7	1-4	2-2	5	4	2	0	1	0	9
D31 UNC Asheville	27	2-5	2-5	0-1	7	2	3	2	0	0	6
J5 Ole Miss	18	3-9	2-5	0-0	3	5	1	1	1	1	8
J9 @Georgia*	29	3-10	1-6	2-4	8	4	0	2	1	2	9
J12 @Kentucky*	35	5-11	1-6	0-0	5	3	1	1	0	0	11
J16 South Carolina*	35	7-14	5-10	4-4	4	3	1	0	0	0	23
J19 Mississippi State*	35	4-10	2-6	1-2	6	3	0	2	0	0	11
J23 Tennessee*	42	9-15	4-7	2-3	6	3	1	2	2	2	24
J26 @Oklahoma*	27	3-6	2-3	1-2	5	2	0	1	0	1	9
J29 Kentucky*	38	5-9	4-6	0-0	3	3	3	3	1	0	14
F2 @Missouri*	35	4-9	2-7	9-10	4	5	0	2	0	0	19
F5 @Arkansas*	34	3-10	2-6	0-0	5	4	2	2	0	2	8
F9 Alabama*	32	1-6	1-5	3-4	7	4	3	0	0	0	6
F13 @Florida*	37	6-13	2-6	12-15	9	4	2	4	1	3	26
F16 Auburn*	37	6-21	3-9	9-9	14	3	1	2	1	0	24
F19 @Tennessee*	35	5-14	3-8	0-0	5	13	3	2	0	1	13
F23 @Alabama*	31	5-13	2-7	2-2	4	4	1	2	1	1	14
F27 Florida											
M2 @Texas A&M											
M6 Arkansas											
M9 @LSU											

Nesmith's Overall Statistics at Vanderbilt

Year	GP	GS	Min	Avg	FG	FGA	Pct	3FG	3FGA	Pct	FT	FTA	Pct	Off	Def	Tot	Avg	PF	FO	Ast	TO	Blk	Stl	Pts	Avg
2018-19	27	14	775	28.7	99	243	.407	51	143	.357	64	78	.821	30	129	159	5.9	87	3	40	38	16	21	313	11.6
TOTAL	27	14	775	28.7	99	243	.407	51	143	.357	64	78	.821	30	129	159	5.9	87	3	40	38	16	21	313	11.6

Nesmith's SEC Statistics at Vanderbilt

Year	GP	GS	Min	Avg	FG	FGA	Pct	3FG	3FGA	Pct	FT	FTA	Pct	Off	Def	Tot	Avg	PF	FO	Ast	TO	Blk	Stl	Pts	Avg
2018-19	14	13	473	33.8	66	164	.402	34	94	.362	44	53	.830	21	62	83	5.9	50	2	19	25	8	12	210	15.0
TOTAL	14	13	473	33.8	66	164	.402	34	94	.362	44	53	.830	21	62	83	5.9	50	2	19	25	8	12	210	15.0

**MATT RYAN****32**

Junior, Forward
6'8" 209 lbs.
Cortlandt Manor, N.Y.
Notre Dame/Iona Prep

SEASON HIGHS

Points: 19, vs. UNC Asheville (12/31/18)
FG Made: 7, vs. UNC Asheville (12/31/18)
FG Atts: 14, vs. UNC Asheville (12/31/18)
3FG Made: 4, 4x, last vs. Kentucky (1/29/19)
3FG Atts: 11, 2x, last at Florida (2/13/19)
FT Made: 5, vs. Arizona St. (12/17/18)
FT Atts: 6, vs. Arizona St. (12/17/18)
Rebounds: 7, vs. Liberty (11/19/18)
Assists: 4, vs. Alcorn St. (11/16/18)
Turnovers: 4, 2x, last at Florida (2/13/19)
Blocks: 1, 2x, last at Kentucky (1/12/19)
Steals: 2, 2x, last vs. Miss. St. (1/19/19)
Minutes: 31, vs. Kent St. (11/23/18)

CAREER HIGHS

Points: 23, vs. Chicago State (11/26/16)
FG Made: 8, vs. Chicago State (11/26/16)
FG Atts: 15, vs. Chicago State (11/26/16)
3FG Made: 7, vs. Chicago State (11/26/16)
3FG Atts: 14, vs. Chicago State (11/26/16)
FT Made: 5, vs. Arizona St. (12/17/18)
FT Atts: 6, vs. Arizona St. (12/17/18)
Rebounds: 7, vs. Liberty (11/19/18)
Assists: 4, vs. Alcorn St. (11/16/18)
Turnovers: 4, 2x, last at Florida (2/13/19)
Blocks: 3, vs. Indiana (12/19/15)
Steals: 2, 3x, last vs. Miss. St. (1/19/19)
Minutes: 31, vs. Kent St. (11/23/18)

RYAN NOTEBOOK

- ✪ Ranked in the top 10 in the SEC in 3FG attempts (7th, 170), total 3FG made (7th, 58), and 3FG made per game (7th, 2.15).
- ✪ Made four threes in a game for fourth time this season vs. Kentucky.
- ✪ Sat out the 2017-18 season after transferring from Notre Dame, where he played in 72 games and participated in two NCAA tournaments, including an Elite Eight as a freshman in 2015-16.
- ✪ Played in all 36 games as a sophomore at Notre Dame and averaged 3.6 points per game.
- ✪ Came off the bench in the ACC semifinal victory over Florida State to score 11 points on 3-of-4 shooting from three point range.
- ✪ Scored 17 points on 5-of-7 shooting from three-point range, while collecting a season-high five rebounds, in a victory over North Carolina A&T.
- ✪ Hit first five 3FG attempts and eventually finished 7-14 from three-point range with a career-high 23 points vs. Chicago State
- ✪ Born in White Plains, New York...Son of Richard and Laurie Ryan, along with older sister, Mikela and younger brother, Michael...Was a member of National Honor Society, National Latin Honor Society and National Italian Honor Society in high school...Majoring in Economics.

RYAN GAME-BY-GAME (JUNIOR)

Opponent	M	FG-A	3P-A	FT-A	Reb	PF	A	T	B	S	PTS
N6 Winthrop*	30	5-12	4-11	2-3	2	2	1	0	1	0	16
N11 @USC*	26	1-6	1-4	1-2	5	2	2	1	0	0	4
N16 Alcorn State*	21	4-8	4-7	0-0	2	2	4	1	0	0	12
N19 Liberty*	28	4-9	2-5	0-0	7	3	0	1	0	0	10
N23 Kent State*	31	3-5	2-4	0-0	5	0	2	0	0	0	8
N27 Savannah State*	20	3-8	3-8	2-2	3	0	3	3	0	0	11
D1 vs. N.C. State*	21	3-9	1-5	2-2	5	0	0	3	0	1	9
D5 Middle Tennessee*	21	3-5	2-4	1-1	0	0	2	1	0	0	9
D17 Arizona State*	24	2-11	2-9	5-6	1	1	1	0	0	0	11
D22 @Kansas State*	29	4-8	4-7	2-3	4	4	0	2	0	0	14
D29 Tennessee State*	22	3-8	2-6	0-0	3	2	0	0	0	0	8
D31 UNC Asheville*	30	7-14	3-9	2-2	4	3	2	2	0	0	19
J5 Ole Miss*	28	3-7	3-5	0-0	0	2	1	1	0	2	9
J9 @Georgia*	18	1-6	1-6	0-0	1	3	1	0	0	0	3
J12 @Kentucky*	24	1-7	1-6	0-0	1	3	0	0	1	0	3
J16 South Carolina*	18	2-6	2-6	0-0	0	2	0	1	0	0	6
J19 Mississippi State*	14	1-4	1-4	0-0	1	2	0	0	0	2	3
J23 Tennessee	26	4-7	2-5	2-3	2	2	1	2	0	0	12
J26 @Oklahoma	24	3-9	1-5	0-1	5	2	1	0	1	0	7
J29 Kentucky*	27	4-10	4-9	0-0	3	2	0	4	0	0	12
F2 @Missouri	24	2-4	2-3	0-0	2	3	0	1	0	0	6
F5 @Arkansas*	21	1-5	1-5	3-3	2	2	2	1	0	0	6
F9 Alabama*	22	2-7	2-7	2-2	5	2	0	0	0	0	8
F13 @Florida*	29	3-11	3-11	0-0	5	4	1	4	0	0	9
F16 Auburn*	32	2-6	2-6	0-2	3	4	0	2	0	1	6
F19 @Tennessee*	36	2-9	2-8	0-0	3	3	0	0	0	0	2
F23 @Alabama*	30	1-5	1-5	0-0	2	2	1	1	0	0	3
F27 Florida											
M2 @Texas A&M											
M6 Arkansas											
M9 @LSU											

Ryan's Overall Statistics

Year	GP	GS	Min	Avg	FG	FGA	Pct	3FG	3FGA	Pct	FT	FTA	Pct	Off	Def	Tot	Avg	PF	FO	Ast	TO	Blk	Stl	Pts	Avg
2015-16*	36	4	521	14.5	60	144	.417	46	123	.374	19	24	.792	4	56	60	1.7	55	0	18	6	3	9	185	5.1
2016-17*	36	0	286	7.9	43	99	.434	36	83	.434	9	10	.900	6	26	32	0.9	29	0	14	13	1	6	131	3.6
2018-19	27	24	677	25.1	74	206	.359	58	170	.341	24	32	.750	12	63	75	2.8	56	0	27	30	3	7	230	8.5
TOTAL	99	28	1484	15.0	177	449	.394	140	376	.372	52	66	.788	22	145	167	1.7	140	0	59	49	7	22	546	5.5

Ryan's SEC Statistics at Vanderbilt

Year	GP	GS	Min	Avg	FG	FGA	Pct	3FG	3FGA	Pct	FT	FTA	Pct	Off	Def	Tot	Avg	PF	FO	Ast	TO	Blk	Stl	Pts	Avg
2018-19	14	12	349	24.9	29	94	.309	27	86	.314	7	10	.700	3	26	29	2.1	35	0	9	17	1	6	92	6.6
TOTAL	14	12	349	24.9	29	94	.309	27	86	.314	7	10	.700	3	26	29	2.1	35	0	9	17	1	6	92	6.6

**SIMISOLA SHITTU****11**Freshman, Forward
6'10" 240 lbs.
Burlington, Ontario
Vermont Academy**SEASON HIGHS**

Points: 21, vs. Ole Miss (1/8/19)
FG Made: 9, vs. Alcorn St. (11/16/18)
FG Atts: 15, 2x, last at Georgia (1/9/19)
3FG Made: 1, vs. Miss. State (1/23/19)
3FG Atts: 3, vs. Middle Tennessee (12/5/18)
FT Made: 9, vs. Ole Miss (1/5/19)
FT Atts: 15, vs. Ole Miss (1/5/19)
Rebounds: 15, at USC (11/11/18)
Assists: 5, vs. Savannah St. (11/27/18)
Turnovers: 6, at Oklahoma (1/26/19)
Blocks: 3, 2x, last vs. N.C. State (12/1/18)
Steals: 3, at USC (11/11/18)
Minutes: 37, vs. Arizona St. (12/17/18)

CAREER HIGHS

Points: 21, vs. Ole Miss (1/8/19)
FG Made: 9, vs. Alcorn St. (11/16/18)
FG Atts: 15, 2x, last at Georgia (1/9/19)
3FG Made: 1, vs. Miss. State (1/23/19)
3FG Atts: 3, vs. Middle Tennessee (12/5/18)
FT Made: 9, vs. Ole Miss (1/5/19)
FT Atts: 15, vs. Ole Miss (1/5/19)
Rebounds: 15, at USC (11/11/18)
Assists: 5, vs. Savannah St. (11/27/18)
Turnovers: 6, at Oklahoma (1/26/19)
Blocks: 3, 2x, last vs. N.C. State (12/1/18)
Steals: 3, at USC (11/11/18)
Minutes: 37, vs. Arizona St. (12/17/18)

SHITTU NOTEBOOK

- ✪ Tallied fourth double-double at Alabama (16 points, 11 rebounds).
- ✪ Scored career-high 21 points against Ole Miss; named the conference's Freshman of the Week after averaging 19 points, nine rebounds and 3.5 assists against UNC Asheville and Ole Miss.
- ✪ SEC's leading freshman rebounder.
- ✪ Scored 21 points in the SEC opener against Ole Miss, and it was the most by a Vanderbilt freshman in an SEC opener since A.J. Ogilvy scored 25 points in an 80-73 win over South Carolina at Memorial Gym on January 9, 2008.
- ✪ Ranked in top 10 in SEC in defensive rebounds per game (8th, 5.19), free throw attempts (7th, 132), rebounds per game (8th, 6.9), and total rebounds (8th, 186).
- ✪ Shittu, from Burlington, Ont. and the Vermont Academy, signed his National Letter of Intent with the Commodores in November in 2017. A consensus five-star forward/center Shittu is considered one of the best frontcourt prospects to enter college basketball this season.
- ✪ Averaged 20 points, 10 rebounds and 3 assists per game on the spring and summer AAU circuit for CIA Bounce.
- ✪ Was named a McDonald's All-American in 2018, Vanderbilt's second honoree in the class of 2018 (point guard Darius Garland).
- ✪ Also a Jordan Brand honoree.
- ✪ Averaged 19.9 points and 12.7 rebounds per game for Vermont Academy in 2016-17.
- ✪ Ranked seventh-best prospect in the class of 2018 and the number-one ranked power forward by Rivals.com.
- ✪ Oluwasimisola Shittu...November 7, 1999...Son of Adesoji and Omena Shittu...Has one brother, Tayo...Undecided in major...Advice to young people: "If you put in the work, everything will take care of itself."

SHITTU GAME-BY-GAME (FRESHMAN)

Opponent	M	FG-A	3P-A	FT-A	Reb	PF	A	T	B	S	PTS
N6 Winthrop*	32	6-12	0-1	6-9	10	3	1	1	2	2	18
N11 @USC*	26	5-12	0-0	4-7	15	5	3	3	1	3	14
N16 Alcorn State*	25	9-11	0-0	2-3	6	0	0	0	3	0	20
N19 Liberty*	28	3-5	0-0	2-5	8	4	0	2	0	0	8
N23 Kent State*	32	8-15	0-1	4-5	8	3	3	5	0	0	20
N27 Savannah State*	19	6-7	0-1	5-6	3	2	5	5	0	0	17
D1 vs. N.C. State*	33	6-12	0-2	3-5	6	3	2	3	3	1	15
D5 Middle Tennessee*	21	6-13	0-3	3-4	6	3	0	2	0	1	15
D17 Arizona State*	37	4-10	0-1	1-2	7	3	4	2	0	1	9
D22 @Kansas State*	27	3-9	0-0	4-4	7	3	2	1	0	0	10
D29 Tennessee State*	27	2-9	0-1	6-7	8	2	1	3	0	0	10
D31 UNC Asheville*	30	5-7	0-0	7-9	9	1	4	4	1	1	17
J5 Ole Miss*	33	6-9	0-0	9-15	9	2	3	1	1	1	21
J9 @Georgia*	28	5-15	0-0	0-2	14	1	3	2	1	1	10
J12 @Kentucky*	32	4-10	0-1	0-1	5	2	0	3	1	1	8
J16 South Carolina*	22	4-6	0-0	5-8	3	4	2	3	0	0	13
J19 Mississippi State*	27	2-7	1-2	2-7	5	0	2	2	0	0	7
J23 Tennessee*	35	5-11	0-1	0-1	6	4	4	4	0	1	10
J26 @Oklahoma*	23	3-9	0-3	1-1	4	1	1	6	0	0	7
J29 Kentucky*	29	0-5	0-1	0-2	6	2	1	4	0	0	0
F2 @Missouri*	18	1-2	0-0	2-4	4	2	1	0	0	1	4
F5 @Arkansas*	27	4-7	0-0	4-5	8	3	2	4	1	0	12
F9 Alabama*	32	4-10	0-0	3-6	4	2	2	2	1	2	11
F13 @Florida*	20	2-5	0-0	1-2	6	4	0	2	0	2	5
F16 Auburn*	17	2-2	0-0	2-4	2	5	2	3	1	0	6
F19 @Tennessee*	35	4-14	0-0	1-2	6	1	1	3	0	0	9
F23 @Alabama*	29	7-13	0-0	2-6	11	3	4	2	0	0	16
F27 Florida											
M2 @Texas A&M											
M6 Arkansas											
M9 @LSU											

Shittu's Overall Statistics at Vanderbilt

Year	GP	GS	Min	Avg	FG	FGA	Pct	3FG	3FGA	Pct	FT	FTA	Pct	Off	Def	Tot	Avg	PF	F0	Ast	T0	Blk	Stl	Pts	Avg
2018-19	27	27	744	27.6	116	247	.470	1	18	.056	79	132	.598	46	140	186	6.9	68	2	53	72	15	18	312	11.6
TOTAL	27	27	744	27.6	116	247	.470	1	18	.056	79	132	.598	46	140	186	6.9	68	2	53	72	15	18	312	11.6

Shittu's SEC Statistics at Vanderbilt

Year	GP	GS	Min	Avg	FG	FGA	Pct	3FG	3FGA	Pct	FT	FTA	Pct	Off	Def	Tot	Avg	PF	F0	Ast	T0	Blk	Stl	Pts	Avg
2018-19	14	14	384	27.4	50	116	.431	1	5	.200	31	65	.477	25	64	89	6.4	35	1	27	35	6	9	132	9.4
TOTAL	14	14	384	27.4	50	116	.431	1	5	.200	31	65	.477	25	64	89	6.4	35	1	27	35	6	9	132	9.4



JOE TOYE

2

Senior, Guard
6'7" 210 lbs.
Chicago, Ill.
Whitney Young HS

SEASON HIGHS

Points: 18, 2x, last at Arkansas (2/5/19)
FG Made: 6, 3x, last at Arkansas (2/5/19)
FG Atts: 12, vs. Ole Miss (1/5/19)
3FG Made: 4, 2x, last at Arkansas (2/5/19)
3FG Atts: 8, vs. Tennessee State (12/29/18)
FT Made: 5, 3x, last vs. UNC Asheville (12/31/18)
FT Atts: 6, 3x, last vs. UNC Asheville (12/31/18)
Rebounds: 9, at USC (11/11/18)
Assists: 3, vs. Winthrop (11/6/18)
Turnovers: 4, at Oklahoma (1/26/19)
Blocks: 3, at USC (11/11/18)
Steals: 2, 2x, last vs. UNC Asheville (12/31/18)
Minutes: 33, vs. Ole Miss (1/5/19)

CAREER HIGHS

Points: 18, 3x, last at Arkansas (2/5/19)
FG Made: 7, at Kentucky (1/30/18)
FG Atts: 18, vs. Arizona State (12/17/17)
3FG Made: 5, vs. Texas A&M (3/9/17)
3FG Atts: 8, 2x, last vs. Tennessee State (12/29/18)
FT Made: 6, 6, 2x, last at Kentucky (2/28/17)
FT Atts: 7, vs. Texas A&M (2/16/17)
Rebounds: 9, at USC (11/11/18)
Assists: 4, 3x, last vs. Miss. State (2/14/18)
Turnovers: 4, 2x, last at Oklahoma (1/26/19)
Blocks: 3, at USC (11/11/18)
Steals: 2, 5x, last vs. UNC Asheville (12/31/18)
Minutes: 38, vs. Florida (3/10/17)

TOYE NOTEBOOK

- Scored in double figures in 10 games this year, including a career-high tying 18 points at Arkansas.
- Scored career-high 18 points in win over Tennessee State.
- Played in all 32 games and made nine starts as a junior in 2017-18.
- Tallied a season-high 16 points on two occasions this season (at Kentucky, vs. Miss. State); tied career-highs with six rebounds and four assists against Miss. State.
- His dunk against Mississippi State on Feb. 14 was named #1 play on SportsCenter's Top 10.
- Scored 13 points, including two game-clinching free throws, vs. Florida (2/17).
- Played in all 35 games and started 13 in 2016-17. Averaged 6.4 points and 2.6 rebounds in 2016-17.
- Tallied career high 18 points in win over Texas A&M at SEC Tournament.
- Scored a then career-high 15 points at Kentucky.
- Played in 30 games in 2015-16 and averaged 3.6 points and 1.2 rebounds per game. Scored in double figures in three games.
- Tied a career high with 10 points against Tennessee at SEC Tournament. Made a career-high three three's in a career-best 23 minutes of action. Also scored 10 points in First Four game vs. Wichita State.
- Was ranked as the sixth-best player in the state of Illinois and a four-star prospect by ESPN, and was also ranked as the 113th-best prospect in the nation by Rivals.com.
- Toye and his twin sister Elizabeth are both Division I basketball players - Elizabeth plays for Florida International.
- Attended Whitney Young High School in Chicago, where he was named as a First-Team All-City selection.
- Averaged 18.0 points, 7.0 rebounds, 2.0 assists, 2.0 steals, and 1.5 blocks as a senior.
- Chose the Commodores over Iowa, Memphis, Creighton, Bradley, UIC, and Missouri.
- Recipient of the Edie and David Johnson Family Basketball Scholarship.
- Advice to youngsters: "Don't let negative influences in your life."

TOYE GAME-BY-GAME (SENIOR)

Opponent	M	FG-A	3P-A	FT-A	Reb	PF	A	T	B	S	PTS
N6 Winthrop*	29	4-7	2-5	2-2	6	3	3	0	0	0	12
N11 @USC*	31	4-10	3-5	5-6	9	0	1	1	3	1	16
N16 Alcorn State*	25	4-9	1-6	5-6	4	1	0	1	2	1	14
N19 Liberty*	31	1-4	1-3	1-2	2	1	1	0	0	1	4
N23 Kent State*	31	6-11	0-4	3-5	6	2	1	2	1	0	15
N27 Savannah State*	13	5-6	3-3	0-0	2	3	1	0	1	1	13
D1 vs. N.C. State*	26	0-6	0-4	1-2	1	2	0	0	1	0	1
D5 Middle Tennessee*	22	2-3	0-0	2-2	3	3	0	3	0	1	6
D17 Arizona State*	23	4-8	3-4	0-0	2	3	0	0	0	2	11
D22 @Kansas State*	24	3-7	3-6	2-3	2	3	2	3	0	0	11
D29 Tennessee State*	23	6-11	4-8	2-4	3	0	0	1	1	0	18
D31 UNC Asheville*	19	2-5	0-3	5-6	2	4	0	2	0	2	9
J5 Ole Miss*	33	4-12	1-6	3-3	7	2	1	0	1	0	12
J9 @Georgia	28	2-9	0-4	2-2	0	3	1	0	0	0	6
J12 @Kentucky*	36	3-7	2-6	1-3	6	0	1	0	0	0	9
J16 South Carolina*	26	0-2	0-1	0-0	2	3	0	2	0	0	0
J19 Mississippi State*	25	3-8	1-3	0-1	1	1	1	1	0	1	7
J23 Tennessee	15	2-2	1-1	0-0	1	1	1	1	0	0	5
J26 @Oklahoma	18	0-5	0-3	0-0	2	0	0	4	0	2	0
J29 Kentucky	16	0-2	0-0	0-0	1	3	0	1	0	1	0
F2 @Missouri	23	2-4	2-4	0-0	3	2	0	1	0	0	6
F5 @Arkansas	28	6-11	4-6	2-4	4	2	0	2	0	1	18
F9 Alabama	27	2-7	2-5	0-2	3	3	2	3	1	0	6
F13 @Florida	28	1-4	0-3	0-0	4	2	1	2	0	0	2
F16 Auburn	19	1-4	0-3	0-0	2	0	0	0	0	0	2
F19 @Tennessee	9	0-1	0-1	0-0	1	1	0	2	0	0	0
F23 @Alabama	30	2-6	0-3	1-2	5	0	1	1	0	2	5
F27 Florida											
M2 @Texas A&M											
M6 Arkansas											
M9 @LSU											

Toye's Overall Statistics at Vanderbilt

Year	GP	GS	Min	Avg	FG	FGA	Pct	3FG	3FGA	Pct	FT	FTA	Pct	Off	Def	Tot	Avg	PF	FO	Ast	TO	Blk	Stl	Pts	Avg
2015-16	30	0	257	8.6	37	74	.500	9	21	.429	25	39	.641	7	30	37	1.2	28	0	10	13	2	6	108	3.6
2016-17	35	13	739	21.1	70	175	.400	31	78	.397	53	78	.679	21	71	92	2.6	70	2	38	44	5	14	224	6.4
2017-18	32	9	602	18.8	68	170	.400	20	76	.263	27	44	.614	17	48	65	2.0	66	3	26	42	9	9	183	5.7
2018-19	27	16	658	24.4	69	171	.404	33	100	.330	37	55	.673	21	62	83	3.1	49	0	17	33	8	16	208	7.7
TOTAL	124	38	2256	18.2	244	590	.414	93	275	.338	142	216	.657	66	211	277	2.2	213	5	91	132	24	45	723	5.8

Toye's SEC Statistics at Vanderbilt

Year	GP	GS	Min	Avg	FG	FGA	Pct	3FG	3FGA	Pct	FT	FTA	Pct	Off	Def	Tot	Avg	PF	FO	Ast	TO	Blk	Stl	Pts	Avg
2015-16	17	0	100	5.9	11	27	.407	2	9	.222	9	13	.692	2	11	13	0.8	9	0	3	8	1	3	33	1.9
2016-17	18	9	422	23.4	42	102	.412	19	46	.413	29	45	.644	10	41	51	2.8	45	2	22	25	2	8	132	7.3
2017-18	18	1	327	18.2	39	87	.448	13	38	.342	14	21	.667	8	26	34	1.9	46	2	12	17	1	4	105	5.8
2018-19	14	4	343	24.5	28	79	.354	13	46	.283	9	17	.529	11	28	39	2.8	24	0	8	16	2	5	78	5.6
TOTAL	67	14	1192	17.8	120	295	.407	47	139	.338	61	96	.635	31	106	137	2.0	124	4	45	66	6	20	348	5.2



YANNI WETZELL

1

Junior, Forward/Center
6'10" 240 lbs.
Auckland, N.Z.
St. Mary's (Texas)

SEASON HIGHS

Points: 15, vs. Savannah St. (11/27/18)
FG Made: 5, vs. Savannah St. (11/27/18)
FG Atts: 8, at Oklahoma (1/26/19)
3FG Made: 2, vs. Savannah St. (11/27/18)
3FG Atts: 3, vs. N.C. State (12/1/18)
FT Made: 6, vs. UNC Asheville (12/31/18)
FT Atts: 7, vs. UNC Asheville (12/31/18)
Rebounds: 10, vs. Auburn (2/16/19)
Assists: 2, 2x, last vs. Tennessee (1/23/19)
Turnovers: 4, vs. Middle Tennessee (12/5/18)
Blocks: 2, 4x, last at Arkansas (2/5/19)
Steals: 4, at Tennessee (2/19/19)
Minutes: 28, vs. Ole Miss (1/5/19)

CAREER HIGHS

Points: 29, 2x, last vs. Newman (2/23/17)
FG Made: 11, 3x, last vs. Panhandle St. (2/25/17)
FG Atts: 19, vs. Panhandle St. (2/25/17)
3FG Made: 4, vs. Midwestern St. (11/19/16)
3FG Atts: 4, vs. Midwestern St. (11/19/16)
FT Made: 12, vs. Okla. Christian (2/9/17)
FT Atts: 13, vs. Okla. Christian (2/9/17)
Rebounds: 13, vs. UA-Fort Smith (1/7/16)
Assists: 5, vs. Okla. Christian (2/9/17)
Turnovers: 9, vs. Rogers St. (1/28/17)
Blocks: 3, 2x, last vs. Tex. A&M Int'l (1/14/17)
Steals: 4, at Tennessee (2/19/19)
Minutes: 42, vs. Rogers St. (12/17/16)

WETZELL NOTEBOOK

- ✪ Scored in double figures in two of last three games.
- ✪ Notched his first double-double as a Commodore with 10 points and 10 rebounds vs. Auburn.
- ✪ Made first start as a Commodore against Tennessee State.
- ✪ Tallied season-high 16 points in win over UNC Asheville.
- ✪ Grabbed a season-best nine rebounds at Kansas State.
- ✪ Scored 12 points and had five rebounds in win over Arizona State.
- ✪ Sat out the 2017-18 season after transferring from St. Mary's (Texas), where he played in 59 games.
- ✪ Named to the All-Heartland Conference Second Team as a sophomore after averaging 15.5 points and 6.8 rebounds per game. Shot 40.9% from three for the season and 42% from three in his two-year career.
- ✪ Played and started in all 30 games for St. Mary's University as a sophomore.
- ✪ Scored a season-high 29-point effort against Newman and a 28-point effort against Panhandle State...Scored 20 or more points in six games as a sophomore and posted six double-doubles.
- ✪ Named Heartland Conference Freshman of the Year in 2015-16.
- ✪ Was a tennis player in high school, and did not begin playing basketball until he was 17.
- ✪ Starred under head coach Carl Stent at Westlake High School in New Zealand, earning the Most Improved Player as a senior. Helped his team to a No. 2 national rank. Also played for the U19 New Zealand National Team, finishing ranked No. 2.

WETZELL GAME-BY-GAME (JUNIOR)

Opponent	M	FG-A	3P-A	FT-A	Reb	PF	A	T	B	S	PTS
N6 Winthrop	4	0-0	0-0	0-0	0	0	0	2	0	0	0
N11 @USC	7	1-1	0-0	0-2	1	2	0	1	1	1	2
N16 Alcorn State	10	1-3	0-0	0-0	1	0	0	0	0	0	2
N19 Liberty	4	0-1	0-0	0-0	0	0	0	1	0	1	0
N23 Kent State	11	1-1	0-0	0-0	2	2	0	1	0	0	2
N27 Savannah State	23	5-7	2-2	3-4	7	1	2	2	1	1	15
D1 vs. N.C. State	13	1-5	0-3	0-2	3	2	0	0	0	0	2
D5 Middle Tennessee	17	1-3	1-2	2-2	3	1	1	4	1	2	5
D17 Arizona State	21	3-5	1-2	5-5	5	3	1	1	2	0	12
D22 @Kansas State	29	3-6	0-2	2-2	9	3	0	2	0	0	8
D29 Tennessee State*	25	1-4	0-2	2-2	0	3	0	1	1	3	4
D31 UNC Asheville*	23	5-6	0-0	6-7	6	2	1	1	2	0	16
J5 Ole Miss*	28	3-6	0-1	1-3	3	3	0	2	1	2	7
J9 @Georgia*	22	3-7	1-2	1-1	5	1	0	1	0	0	8
J12 @Kentucky	9	0-1	0-0	0-0	0	1	0	1	1	0	0
J16 South Carolina	19	0-0	0-0	2-4	6	5	1	3	0	1	2
J19 Mississippi State	13	2-5	0-2	3-4	4	2	0	3	0	0	7
J23 Tennessee*	25	2-5	0-1	0-0	3	5	2	0	0	0	4
J26 @Oklahoma*	31	1-8	0-2	2-2	4	3	0	3	0	1	4
J29 Kentucky*	15	2-5	0-1	1-2	0	5	0	1	0	1	5
F2 @Missouri*	16	2-5	1-3	0-0	3	1	0	1	2	0	5
F5 @Arkansas	16	2-4	0-0	1-2	2	0	0	0	2	1	5
F9 Alabama	17	2-3	0-0	0-0	3	2	0	1	0	1	4
F13 @Florida	12	1-2	0-0	0-0	2	3	1	0	0	0	2
F16 Auburn	21	4-5	0-1	2-2	10	4	0	2	1	0	10
F19 @Tennessee	18	1-3	0-0	0-0	1	3	0	2	1	4	2
F23 @Alabama	24	4-4	0-0	2-2	8	3	0	2	1	0	10
F27 Florida											
M2 @Texas A&M											
M6 Arkansas											
M9 @LSU											

Wetzell's Overall Statistics

Year	GP	GS	Min	Avg	FG	FGA	Pct	3FG	3FGA	Pct	FT	FTA	Pct	Off	Def	Tot	Avg	PF	FO	Ast	TO	Blk	Stl	Pts	Avg
2015-16*	29	29	728	25.1	140	264	.530	3	6	.500	55	87	.632	65	97	162	5.6	99	5	25	84	8	10	338	11.7
2016-17*	30	30	939	31.3	170	339	.501	18	44	.409	106	159	.667	67	137	204	6.8	82	3	45	95	18	24	464	15.5
2018-19	27	8	473	17.5	51	105	.486	6	26	.231	35	48	.729	23	68	91	3.4	60	3	9	38	16	18	143	5.3
TOTAL	86	67	2140	24.9	361	708	.510	27	76	.355	196	294	.667	155	302	457	5.3	241	11	79	217	42	52	945	11.0

Wetzell's SEC Statistics at Vanderbilt

Year	GP	GS	Min	Avg	FG	FGA	Pct	3FG	3FGA	Pct	FT	FTA	Pct	Off	Def	Tot	Avg	PF	FO	Ast	TO	Blk	Stl	Pts	Avg
2018-19	14	5	255	18.2	28	55	.509	2	11	.182	13	20	.650	14	36	50	3.6	38	3	4	19	9	10	71	5.1
TOTAL	14	5	255	18.2	28	55	.509	2	11	.182	13	20	.650	14	36	50	3.6	38	3	4	19	9	10	71	5.1