


2005 Results

GAME 1

VANDERBILT AT WAKE FOREST

SEPTEMBER 1, GROVES STADIUM, WINSTON-SALEM, N.C.



VANDERBILT 24 WAKE FOREST 20

WINSTON-SALEM, N.C. — For the first time since 1993, the Commodores opened their season with a road victory, earning a 24-20 comeback over ACC foe Wake Forest. The game was aired nationally on ESPN.

The victory was sparked by a fourth quarter drive by senior QB Jay Cutler, who connected with freshman Earl Bennett to spark a 49-yard possession that ended with tailback Jeff Jennings' 5-yard TD carry.

After going ahead, the Commodore defense held the Demon Deacons out of the end zone. In the closing seconds, Wake Forest's last-gasp pass was knocked down by cornerback Josh Allen.

Cutler completed 25 of 36 passes for 276 yards and a TD, and added 89 rushing yards. Jennings had 43 rushing yards and two TDs. Marlon White had a game-high seven catches.

Andrew Pace, playing his first game at cornerback, finished with 10 tackles. Kelechi Ohanaja and Allen had nine and eight tackles, respectively.

SCORING SUMMARY

| TEAM | 1 | 2 | 3 | 4 | FINAL | RECORD |
|-------------|---|---|---|---|-------|--------|
| VANDERBILT | 3 | 7 | 7 | 7 | 24 | (1-0) |
| WAKE FOREST | 3 | 3 | 7 | 7 | 20 | (0-1) |


FIRST QUARTER: WF - Swank 34-yd FG 11:14. VU - Hahnfeldt 34-yd FG 8:41.

SECOND QUARTER: VU - White 20-yd pass from Cutler (Hahnfeldt kick) 14:26. WF - Swank 22 yd field goal :00.

THIRD QUARTER: VU - Jennings 10 yd run (Hahnfeldt kick 5:00. WF - Belton 2-yd run (Swank kick) :03.

FOURTH QUARTER: WF - Mauk 1 yd run (Swank kick) 10:22. VU - Jennings 5-yd run (Hahnfeldt kick) 1:48.

| TEAM STATISTICS | VANDERBILT | W. FOREST |
|----------------------------|------------|-----------|
| FIRST DOWNS | 24 | 26 |
| RUSHING | 30-146 | 51-274 |
| PASSING | 276 | 198 |
| PASSES ATT-COMP-INT | 36-25-1 | 26-15-0 |
| TOTAL OFFENSE (#-YARDS) | 66-422 | 77-472 |
| KICKOFF RETURNS-YARDS | 3-48 | 5-67 |
| INTERCEPTION RETURNS-YARDS | 0-0 | 1-0 |
| PUNTS (NUMBER-AVG) | 4-34.2 | 4-33.8 |
| FUMBLES-LOST | 1-0 | 3-1 |
| PENALTIES-YARDS | 2-5 | 7-65 |
| POSSESSION TIME | 28:45 | 31:15 |
| THIRD-DOWN CONVERSIONS | 7 OF 13 | 5 OF 14 |
| FOURTH-DOWN CONVERSIONS | 0 OF 1 | 1 OF 2 |
| RED-ZONE SCORES-CHANCES | 4-4 | 4-6 |
| SACKS BY: NUMBER-YARDS | 2-27 | 0-0 |



RUSHING: VU - Cutler 10-89; Jennings 8-43; Jackson-Garrison 7-10; Nickson 2-4; Bright 2-2; Team 1-(-2). WFU - Andrews 34-254; Mauk 13-15; Belton 4-5.


PASSING: VU - Cutler 25-36-1-276. WFU - Mauk 15-26-0-198.

RECEIVING: VU - White 7-89; Davis 6-59; Dunning 4-46; Jennings 3-16; Smith 2-14; Bennett 1-28; Bright 1-13; Cassen Jackson-Garrison 1-11. WFU - Davis, 6-41; Morton, N 5-85; Marion, 1-45; Andrews 1-33; Idlette 1-0; Belton 1-(-6).

GAME 2

VANDERBILT AT ARKANSAS

SEPTEMBER 10, RAZORBACK STADIUM, FAYETTEVILLE, ARK.



VANDERBILT 28 ARKANSAS 24

FAYETTEVILLE, ARK. — For the second time in as many weeks, Vanderbilt orchestrated a late-minute comeback victory, defeating the Arkansas Razorbacks 28-24.

The last time Vanderbilt logged consecutive road victories was in 1999, when the 'Dores beat Ole Miss and Duke.

After a slow start, the Commodore defense limited Arkansas to less than 100 yards in the final three quarters while Jay Cutler directed a remarkable comeback. The win

was sealed by an last-second interception by Moses Osemwegie.

Cutler guided the 'Dores to a pair of fourth quarter touchdowns, ended each with a pass to Marlon White. Erik Davis also had seven catches for 110 yards. Cutler completed 23 of 45 for 278 yards.

Linebacker Jonathan Goff had a game-high 14 tackles. Osemwegie and Kelechi Ohanaja each had eight tackles; and Kevin Joyce and Andrew Pace had seven.

SCORING SUMMARY

| TEAM | 1 | 2 | 3 | 4 | FINAL | RECORD |
|------------|---|----|----|----|-------|------------|
| VANDERBILT | 0 | 10 | 3 | 15 | 28 | (2-0, 1-0) |
| ARKANSAS | 7 | 3 | 14 | 0 | 24 | (1-1, 0-1) |


FIRST QUARTER: ARK - Howard 39 yd run (Balseiro kick) 11:35.

SECOND QUARTER: ARK - Balseiro 37-yd FG 13:25. VU - Cutler 1-yd run (Hahnfeldt kick) 8:39. VU - Hahnfeldt 23-yd FG 2:12.

THIRD QUARTER: VU - Hahnfeldt 28-yd FG 11:55. ARK - Monk 7-yd pass from Johnson (Balseiro kick) 6:05. ARK - Hillis 16-yd pass from Johnson (Balseiro kick) :30.

FOURTH QUARTER: VU - White 20-yd pass from Cutler (White from Cutler) 12:44. VU - White 6-yd pass from Cutler (Hahnfeldt kick) :26.

| TEAM STATISTICS | VANDERBILT | ARKANSAS |
|----------------------------|------------|----------|
| FIRST DOWNS | 22 | 20 |
| RUSHING | 33-130 | 43-194 |
| PASSING | 278 | 204 |
| PASSES ATT-COMP-INT | 45-23-1 | 30-17-1 |
| TOTAL OFFENSE (#-YARDS) | 78-408 | 73-398 |
| PUNT RETURNS-YARDS | 1-15 | 5-13 |
| KICKOFF RETURNS-YARDS | 3-72 | 3-87 |
| INTERCEPTION RETURNS-YARDS | 1-9 | 1-0 |
| PUNTS (NUMBER-AVG) | 5-37.6 | 6-42.7 |
| FUMBLES-LOST | 1-0 | 3-0 |
| PENALTIES-YARDS | 2-9 | 9-88 |
| POSSESSION TIME | 31:17 | 28:43 |
| THIRD-DOWN CONVERSIONS | 6 OF 16 | 5 OF 15 |
| RED-ZONE SCORES-CHANCES | 5-5 | 3-4 |
| SACKS BY: NUMBER-YARDS | 1-4 | 3-18 |



Chris Carroll/Photo

RUSHING: VU - Jackson-Garrison 7-82; Jennings 15-47; Bright 1-3; Cutler 9-(-1); team 1-(-1). ARK - D. Howard 21-139; Hillis 15-39; Johnson 5-11; McFadden 1-6; Jones 1-(-1).


PASSING: VU - Cutler 23-45-1-278. ARK - Johnson 17-28-1-204; Monk 0-1; Hillis 0-1.

RECEIVING: VU - Davis 7-110; White 5-55; Dunning 5-50; Bright 3-25; Bennett 2-27; Jennings 1-11. ARK - Monk 5-59; Hillis 4-60; Poole 3-18; Washington 2-23; Logan 1-24; Templeton 1-12; Dickerson 1-8.

2005 Results

GAME 3 OLE MISS AT VANDERBILT

SEPTEMBER 17, VANDERBILT STADIUM, NASHVILLE, TENN.



OLE MISS 23 VANDERBILT 31

NASHVILLE - The Commodores defeated Ole Miss Rebels 31-23 to remain undefeated for the first time since 1984. The game, played before a home opener crowd of 34,847, was televised regionally on Jefferson-Pilot Sports.

Quarterback Jay Cutler (24-41-0, 314 yards) moved from fourth place to second place in Vanderbilt's all-time passing yards. Receiver Erik Davis caught eight passes for 107 yards, and tight end Dustin Dunning

caught four for 86 yards. Jeff Jennings ran for a game-high 103 yards and three touchdowns. Cassen Jackson-Garrison had eight carries for 36 yards and a touchdown. Jennings leads the SEC with seven touchdowns.

The defense was led by Osemwegie with 11 tackles, and Reshard Langford (5).

SCORING SUMMARY

| TEAM | 1 | 2 | 3 | 4 | FINAL | RECORD |
|------------|---|----|----|---|-------|------------|
| OLE MISS | 3 | 0 | 14 | 6 | 23 | (1-1, 0-1) |
| VANDERBILT | 3 | 14 | 7 | 7 | 31 | (3-0, 2-0) |

FIRST QUARTER: UM - Moseley 30-yd FG 9:52. VU - Hahnfeldt 37-yd FG 2:55.

SECOND QUARTER: VU - Jennings 3 yd run (Hahnfeldt kick) 12:43. VU - Jennings 4-yd run (Hahnfeldt kick) 6:17.


THIRD QUARTER: VU - Jackson-Garrison 7-yd run (Hahnfeldt kick) 11:07. UM - Hill 28-yd pass from Spurlock (Moseley kick) 8:50. UM - McSwain 53-yd run (Moseley kick) 5:26.

FOURTH QUARTER: UM - Espy 51-yd punt return (kick blocked) 8:20. VU - Jennings 1-yd run (Hahnfeldt kick) 1:26.

TEAM STATISTICS

OLE MISS VANDERBILT

| | | |
|-------------------------|---------|----------|
| FIRST DOWNS | 18 | 31 |
| RUSHING | 28-124 | 49-209 |
| PASSING | 276 | 314 |
| PASSES ATT-COMP-INT | 35-17-0 | 41-24-0 |
| TOTAL OFFENSE (#-YARDS) | 63-400 | 90-523 |
| PUNT RETURNS-YARDS | 2-52 | 2-22 |
| KICKOFF RETURNS-YARDS | 5-128 | 2-41 |
| PUNTS (NUMBER-AVG) | 6-39.0 | 5-31.2 |
| FUMBLES-LOST | 1-1 | 3-1 |
| PENALTIES-YARDS | 8-85 | 7-50 |
| POSSESSION TIME | 22:36 | 37:24 |
| THIRD-DOWN CONVERSIONS | 4 OF 15 | 11 OF 18 |
| FOURTH-DOWN CONVERSIONS | 2 OF 2 | 0 OF 0 |
| RED-ZONE SCORES-CHANCES | 1-3 | 5-7 |
| SACKS BY: NUMBER-YARDS | 1-7 | 1-15 |



RUSHING: UM - McSwain 6-72; Spurlock 9-24; Abrams 8-23; Espy 1-3; Hill 1-2; Taye Biddle 1-1; Robert Lane 2-(-1). VU - Jennings 24-103; Cutler 15-58; Jackson-Garrison 8-36; Earl Bennett 1-13; Team 1-minus 1.


PASSING: UM - Spurlock 16-32-0-257; Lane 1-2-19; Team 0-1. VU - Cutler 24-41-0-314.

RECEIVING: UM - Hill 6-106; Biddle 5-88; Kendrick 2-43; Espy 2-23; Hough 1-12; Lawrence Lilly 1-4. VU - Davis 8-107; Dunning 4-86; Bennett 4-36; Jennings 3-32; Smith 3-21; White 2-32.

GAME 4

RICHMOND AT VANDERBILT

SEPTEMBER 24, VANDERBILT STADIUM, NASHVILLE, TENN.



RICHMOND 13 VANDERBILT 37

NASHVILLE - The red-hot Commodores continued its undefeated streak, beating the Richmond Spiders 37-13 to move to 4-0 on the season.

Jay Cutler broke two records tonight before a season-high crowd of 38,446 in the team's strongest start in nearly 50 years.

Cutler's 277 total-yard performance carried his career total to 7,956, placing him in lone ownership of the school record. His five-yard pass to Erik Davis in the second

quarter also moved him to first in career touchdown passes (42). Two of Cutler's teammates crossed the century mark tonight: Cassen Jackson-Garrison ran for a career-high 119 yards and his second career touchdown, and Earl Bennett caught 11 passes for 124 yards.

Linebacker Moses Osemwegie led the Commodore defense with five solo tackles, followed by safety Ben Koger, who had four total tackles and two assists.

SCORING SUMMARY

| TEAM | 1 | 2 | 3 | 4 | FINAL | RECORD |
|------------|---|----|----|---|-------|------------|
| RICHMOND | 3 | 3 | 7 | 0 | 13 | (1-3, 1-1) |
| VANDERBILT | 0 | 17 | 14 | 6 | 37 | (4-0, 2-0) |

FIRST QUARTER: UR - Fore 32-yd FG 5:49.

SECOND QUARTER: VU - Jennings 5-yd run (Hahnfeldt kick) 14:55. UR - Fore 40-yd FG 11:37. VU - Davis 5-yd pass from Cutler (Hahnfeldt kick) 6:55. VU - Hahnfeldt 43-yd FG :00.

THIRD QUARTER: VU - Jennings 5-yd pass from Cutler (Hahnfeldt kick) 8:22.


VU - Jackson-Garrison 60-yd run (Hahnfeldt kick) 5:48. UR - Shields 46-yd pass from Tutt (Fore kick) 2:19.

FOURTH QUARTER: VU - Smith 2-yd pass from Cutler (Hahnfeldt kick failed) 9:21.

TEAM STATISTICS

RICHMOND VANDERBILT

| | | |
|----------------------------|---------|----------|
| FIRST DOWNS | 18 | 29 |
| RUSHING | 24-89 | 37-237 |
| PASSING | 250 | 276 |
| PASSES ATT-COMP-INT | 31-16-1 | 42-29-0 |
| TOTAL OFFENSE (#-YARDS) | 55-339 | 79-513 |
| PUNT RETURNS-YARDS | 0-0 | 0-0 |
| KICKOFF RETURNS-YARDS | 4-96 | 1-18 |
| INTERCEPTION RETURNS-YARDS | 0-0 | 1-8 |
| PUNTS (NUMBER-AVG) | 3-36.0 | 2-45.5 |
| FUMBLES-LOST | 1-0 | 1-0 |
| PENALTIES-YARDS | 6-36 | 6-50 |
| POSSESSION TIME | 24:19 | 35:41 |
| THIRD-DOWN CONVERSIONS | 3 OF 10 | 10 OF 14 |
| FOURTH-DOWN CONVERSIONS | 0 OF 1 | 1 OF 2 |
| RED-ZONE SCORES-CHANCES | 2-2 | 4-5 |
| SACKS BY: NUMBER-YARDS | 2-7 | 0-0 |



Stan Jones/Photo

RUSHING: UR - Freeman 6-40; Vaughan 12-38; Tutt 5-27; team 1-(-16). VU - Jackson-Garrison 11-119; Jennings 15-62; Nickson 6-39; Cutler 4-14; Logan 1-3.

PASSING: UR - Tutt 16-31-1-250. VU - Cutler 28-40-0-263; Nickson 1-2-13.

RECEIVING: UR - Shields 8-116; Hale 3-42; Desriveaux 2-43; Vaughan 2-40; Hightower 1-9. VU - Bennett 11-124; Davis 7-77; Jennings 6-39; Smith 2-13; Jackson-Garrison 2-10; Burns 1-13.




2005 Results

GAME 5

MIDDLE TENNESSEE AT VANDERBILT

OCTOBER 1, VANDERBILT STADIUM, NASHVILLE, TENN.



MIDDLE TENNESSEE 17 VANDERBILT 15

NASHVILLE – The Cardiac Commodores, who have earned a national reputation with a pair of come-from-behind victories this season, lost 17-15 to MTSU in Vanderbilt Stadium. The Blue Raiders thwarted a would-be game-winner for the Dores, blocking a 36-yard FG attempt with :03 left on the clock.

In the final two minutes, Jay Cutler marched the Commodores from the own one-yard line to the MTSU 19-yard line, but a last second field goal attempt by Bryant

Handfeldt was blocked. His previous three kicks were successful.

For the game, Cutler threw for 245 yards (44-26-1) and ran for 21. Erik Davis caught seven passes for a game-high 92 yards and one touchdown. Earl Bennett also caught seven passes (63 yards). Cassen Jackson-Garrison led the Dores on the ground, with nine carries for 46 yards.

Moses Osemwegie led the Dores' defense with 13 tackles and Andrew Pace had 10 tackles.

SCORING SUMMARY

| TEAM | 1 | 2 | 3 | 4 | FINAL | RECORD |
|------------------|---|----|---|---|-------|------------|
| MIDDLE TENNESSEE | 0 | 14 | 0 | 3 | 17 | (1-3) |
| VANDERBILT | 3 | 3 | 3 | 0 | 15 | (4-1, 2-0) |

First Quarter: VU - Hahnfeldt 42-yd FG :31.


Second Quarter: MT - Marks 3-yd run (Smith kick) 11:09. MT - Gross 8-yd run (Smith kick) 3:45. VU - Hahnfeldt 20-yd FG :16.

Third Quarter: VU - Hahnfeldt 42-yd FG 2:47.

Fourth Quarter: VU - Davis 16-yd pass from Cutler (pass failed) 12:55. MT - Smith 29-yd FG 6:41.

GAME STATISTICS

| | MTSU | VANDERBILT |
|----------------------------|---------|------------|
| FIRST DOWNS | 11 | 23 |
| RUSHING | 31-62 | 33-102 |
| PASSING | 147 | 245 |
| PASSES ATT-COMP-INT | 22-14-0 | 45-26-1 |
| TOTAL OFFENSE (#-YARDS) | 53-209 | 78-347 |
| PUNT RETURNS-YARDS | 6-27 | 4-25 |
| KICKOFF RETURNS-YARDS | 3-46 | 1-16 |
| INTERCEPTION RETURNS-YARDS | 1-16 | 0-0 |
| PUNTS (NUMBER-AVG) | 8-44.4 | 6-40.8 |
| FUMBLES-LOST | 2-0 | 2-0 |
| PENALTIES-YARDS | 5-40 | 4-32 |
| POSSESSION TIME | 24:32 | 35:28 |
| THIRD-DOWN CONVERSIONS | 4 OF 13 | 8 OF 18 |
| RED-ZONE SCORES-CHANCES | 3-3 | 2-3 |
| SACKS BY: NUMBER-YARDS | 1-5 | 2-14 |



RUSHING: MTSU - Gross 19-72; King 2-4; Henry 1-3; Team 2-(-5); Marks 7-(-12). VU - Jackson-Garrison 9-46; Cutler 8-21; Jennings 10-18; Nickson 3-13; Bennett 2-9; Team 1-(-5).


PASSING: MTSU - Marks 14-22-0-147. VU - Cutler 26-44-1-245; team 0-1.

RECEIVING: MTSU - Williams 5-80; Chicola 3-21; Gross 2-21; Saintil 2-11; Henry 1-9; McAfee 1-5. VU - Davis 7-92; Bennett 7-63; Dunning 5-56; White 3-28; Jennings 2-(-3); Nickson 1-10; Jackson-Garrison 1-(-1).

GAME 6

LSU AT VANDERBILT

OCTOBER 8, VANDERBILT STADIUM, NASHVILLE, TENN.



LSU 34 VANDERBILT 6

NASHVILLE - The 11th-ranked LSU Tigers turned in a strong second-half performance to beat the Commodores 34-6 before a near-capacity crowd at Vanderbilt Stadium. The game was aired nationally on ESPN2.

Through three quarters, the Commodore defense kept the game close, forcing four Tiger turnovers.

Cassen Jackson-Garrison was the only Commodore with 56 rushing yards.

Kicker Bryant Hahnfeldt provided all of the Commodores' six points, a 36-yard field goal and a second from a career-long 48.

Linebacker Moses Osemwegie had 11 tackles for the Commodores, including one for a three-yard loss, and a fumble recovery. Safety Reshard Langford had nine tackles, an interception with a 27-yard runback, a fumble recovery and a pass breakup. Safety Kelechi Ohanaja made eight tackles and two pass breakups. Senior cornerback Andrew Pace recorded seven tackles, a sack for a 10-yard loss and one pass breakup.

SCORING SUMMARY

| TEAM | 1 | 2 | 3 | 4 | FINAL | RECORD |
|------------|---|---|---|----|-------|------------|
| LSU | 9 | 0 | 3 | 22 | 34 | (4-1, 2-1) |
| VANDERBILT | 3 | 0 | 3 | 0 | 6 | (4-2, 2-1) |

FIRST QUARTER: LSU - Bowe 30-yd pass from Russell (David kick) 12:27.

LSU - Chase Pittman safety 5:33. VU - Hahnfeldt 36-yd FG 3:37.


THIRD QUARTER: VU - Hahnfeldt 48-yd FG 11:36. LSU - Jackson 36-yd FG 2:29.

FOURTH QUARTER: LSU - Addai 2-yd run (Doucet pass from Russell) 12:32.

LSU - Doucet 8-yd pass from Russell (David kick) 7:42. LSU - Highsmith 22-yd fumble recovery (David kick) 4:25.

GAME STATISTICS

| | LSU | VANDERBILT |
|----------------------------|---------|------------|
| FIRST DOWNS | 22 | 10 |
| RUSHING | 43-194 | 26-25 |
| PASSING | 285 | 113 |
| PASSES ATT-COMP-INT | 32-21-1 | 33-11-2 |
| TOTAL OFFENSE (#-YARDS) | 75-479 | 59-138 |
| PUNT RETURNS-YARDS | 3-34 | 1-0 |
| KICKOFF RETURNS-YARDS | 2-53 | 4-82 |
| INTERCEPTION RETURNS-YARDS | 2-32 | 1-27 |
| PUNTS (NUMBER-AVG) | 4-42.0 | 7-44.6 |
| FUMBLES-LOST | 5-3 | 2-1 |
| PENALTIES-YARDS | 14-133 | 5-36 |
| POSSESSION TIME | 34:51 | 25:09 |
| THIRD-DOWN CONVERSIONS | 8 OF 16 | 2 OF 14 |
| FOURTH-DOWN CONVERSIONS | 0 OF 0 | 0 OF 1 |
| RED-ZONE SCORES-CHANCES | 3-3 | 1-1 |
| SACKS BY: NUMBER-YARDS | 6-53 | 1-10 |



RUSHING: LSU - Addai 24-102; Vincent 11-77; Korte 3-9; Green 1-8; Carter 1-0; Russell 3-(-2). VU - Jackson-Garrison 8-56; Jennings 5-(-1); Nickson 3-(-10); Cutler 10-(-20).

PASSING: LSU - Russell 21-32-1-285. VU - Cutler 11-32-2-113; Nickson 0-1.


RECEIVING: LSU - Bowe 5-98; Doucet 5-94; Green 3-34; Davis 2-13; Hester 2-8; Zinger 1-17; Jones 1-11; Addai 1-9; Vincent 1-1. VU - White 4-34; Davis 2-22; Dunning 2-18; Bright 1-31; Earl Bennett 1-6; Jackson-Garrison 1-2.

2005 Results

GAME 7

GEORGIA AT VANDERBILT

OCTOBER 15, VANDERBILT STADIUM, NASHVILLE, TENN.



GEORGIA 34 VANDERBILT 17

NASHVILLE - The fifth-ranked Georgia Bulldogs rained on Vanderbilt's homecoming party, beating the 'Dores 34-17 before 38,822 fans and an ESPN2 TV audience.

Jay Cutler completed 15-of-28 pass attempts for 160 yards and one score. But a persistent Bulldog defense limited the senior's overall effectiveness, sacking him four times and intercepting him once.

Cutler connected with Marlon White midway through the third quarter on a 14-yard

pass into the end zone, bringing the 'Dores within 10 points (24-14). But the last Vanderbilt score would come from Bryant Hahnfeldt's 45-yard field goal in the third quarter.

Moses Osemwegie tied a career high with 13 tackles, a pair of tackles for loss, and an interception, while cornerback Andrew Pace had nine tackles.

SCORING SUMMARY

| TEAM | 1 | 2 | 3 | 4 | FINAL | RECORD |
|------------|---|----|----|---|-------|------------|
| GEORGIA | 0 | 17 | 10 | 6 | 34 | (6-0, 4-0) |
| VANDERBILT | 0 | 7 | 10 | 0 | 17 | (4-3, 2-2) |

FIRST QUARTER: UGA - Lumpkin 9-yd run (Coutu kick) 13:34.

SECOND QUARTER: VU - Jackson-Garrison 4-yd run (Hahnfeldt kick) 7:40.

UGA - Southerland 10-yd pass from Shockley (Coutu kick) 4:13. UGA - Coutu 40-yd FG :00.

THIRD QUARTER: UGA - Massaquoi 6-yd pass from Shockley (Coutu kick) 10:24. VU - White 14-yd pass from Cutler (Hahnfeldt kick) 7:57. UGA - Coutu 28-yd FG 5:43. VU - Hahnfeldt 45-yd FG 4:06.

FOURTH QUARTER: UGA - McClendon 18-yd pass from Shockley (Coutu kick) 14:10.

GAME STATISTICS

| | GEORGIA | VANDERBILT |
|----------------------------|---------|------------|
| FIRST DOWNS | 18 | 21 |
| RUSHING | 34-148 | 39-150 |
| PASSING | 298 | 174 |
| PASSES ATT-COMP-INT | 32-15-1 | 28-15-1 |
| TOTAL OFFENSE (#-YARDS) | 66-446 | 67-324 |
| PUNT RETURNS-YARDS | 1-23 | 0-0 |
| KICKOFF RETURNS-YARDS | 3-62 | 5-137 |
| INTERCEPTION RETURNS-YARDS | 1-35 | 1-0 |
| PUNTS (NUMBER-AVG) | 4-42.5 | 6-31.5 |
| FUMBLES-LOST | 1-0 | 2-0 |
| PENALTIES-YARDS | 7-74 | 4-40 |
| POSSESSION TIME | 28:01 | 31:59 |
| THIRD-DOWN CONVERSIONS | 9 OF 16 | 5 OF 14 |
| FOURTH-DOWN CONVERSIONS | 0 OF 1 | 1 OF 2 |
| RED-ZONE SCORES-CHANCES | 5-6 | 2-2 |
| SACKS BY: NUMBER-YARDS | 4-33 | 2-6 |

RUSHING: UGA - Brown 12-91; Shockley 8-22; Ware 7-20; Lumpkin 5-13; Southerland 1-2; Tereshinski 1-0. VU - Jennings 18-84; Jackson-Garrison 8-61; Nickson 1-3; Cutler 11-2; Bennett 1-0.

PASSING: UGA - Shockley 15-30-1-298; Tereshinski 0-2. VU - Cutler 15-28-1-174.


RECEIVING: UGA - McClendon 3-59; Bailey 2-77; Massaquoi 2-27; Southerland 2-20; Harris 1-31; Pope 1-26; Ware 1-23; Milner 1-19; Brown 1-11; Lumpkin 1-5. VU - Bright 5-69; Bennett 4-47; White 2-25; Jackson-Garrison 2-15; Smith 1-11; Dunning 1-7.



GAME 8

VANDERBILT AT SOUTH CAROLINA

OCTOBER 22, WILLIAMS-BRICE STADIUM, COLUMBIA, S.C.



VANDERBILT 28 SOUTH CAROLINA 35

COLUMBIA, S.C. - The Gamecocks took the lead late in the fourth quarter then turned away a dramatic Commodore comeback in the final seconds to win 35-28.

With :09 left and Vanderbilt facing a fourth-and-10 at USC 30-yard line, the 'Dores failed on a throw over the middle in front of 76,427. QB Jay Cutler had produced a career night, going 27 of 49 for career-high 339 yards. His favorite target of the night was freshman Earl Bennett, who caught 16

passes for 204 yards (both career highs and VU freshman records). Cutler's second-favorite target, TE Dustin Dunning, had four catches.

Moses Osemwegie again led the Commodores with 14 tackles and a quarterback hurry. Cheron Thompson intercepted a pass from Blake Mitchell, running it back 13 yards for a touchdown.

SCORING SUMMARY

| TEAM | 1 | 2 | 3 | 4 | FINAL | RECORD |
|----------------|---|---|----|----|-------|------------|
| VANDERBILT | 0 | 7 | 7 | 14 | 28 | (4-4, 2-3) |
| SOUTH CAROLINA | 7 | 0 | 14 | 14 | 35 | (4-3, 2-2) |

FIRST QUARTER: USC - Rice 16-yd pass from Mitchell (Brown kick) 2:30.


SECOND QUARTER: VU - Thompson 13-yd int. return (Hahnfeldt kick) 12:45.

THIRD QUARTER: VU - Jackson-Garrison 2-yd run (Hahnfeldt kick) 11:17. USC - Askins 11-yd pass from Newton (Brown kick) 7:27. USC - Rice 34-yd pass from Newton (Brown kick) 2:09.

FOURTH QUARTER: USC - Newton 10-yd run (Brown kick) 11:01. VU - Bennett 41-yd pass from Cutler (Hahnfeldt kick) 10:17. VU - Jackson-Garrison 6-yd run (Hahnfeldt kick) 3:55. USC - Rice 3-yd pass from Mitchell (Brown kick) 1:41.

GAME STATISTICS

| | VANDERBILT | USC |
|----------------------------|------------|---------|
| FIRST DOWNS | 25 | 20 |
| RUSHING | 34-41 | 30-132 |
| PASSING | 339 | 267 |
| PASSES ATT-COMP-INT | 49-27-1 | 31-18-1 |
| TOTAL OFFENSE (#-YARDS) | 83-380 | 61-399 |
| PUNT RETURNS-YARDS | 1-2 | 3-12 |
| KICKOFF RETURNS-YARDS | 6-128 | 4-105 |
| INTERCEPTION RETURNS-YARDS | 1-13 | 1-32 |
| PUNTS (NUMBER-AVG) | 4-38.0 | 5-41.8 |
| FUMBLES-LOST | 1-0 | 0-0 |
| PENALTIES-YARDS | 3-15 | 5-60 |
| POSSESSION TIME | 35:10 | 24:50 |
| THIRD-DOWN CONVERSIONS | 7 OF 18 | 3 OF 9 |
| FOURTH-DOWN CONVERSIONS | 3 OF 5 | 0 OF 1 |
| RED-ZONE SCORES-CHANCES | 2-3 | 4-5 |
| SACKS BY: NUMBER-YARDS | 1-6 | 2-13 |



RUSHING: VU - Cutler 11-25; Jackson-Garrison 6-11; Jennings 13-9; Bright 1-5; Hahnfeldt 1-4; team 1- (-2); Bennett 1-minus 11. USC - Newton 15-80; Turman 5-25; Davis 4-20; McKinley 1-7; Wallace 1-1; Mitchell 3-1; team 1-(-2).

PASSING: VU - Cutler 27-49-1-339. USC - Mitchell 15-27-1-221; Newton 3-4-46.


RECEIVING: VU - Bennett 16-204; Dunning 4-46; Smith 3-48; Bright 3-16; Davis 1-25. USC - Rice 8-132; Clark 3-70; Askins 2-24; McKinley 2-17; Whiteside 1-15; Newton 1-8; Wallace 1-1.



2005 Results

GAME 9 VANDERBILT AT FLORIDA

NOVEMBER 5, BEN HILL GRIFFIN STADIUM, GAINESVILLE, FLA.



VANDERBILT 42 FLORIDA 49 (2OT)

GAINESVILLE, FLA. – The No. 13 Florida Gators had to fight for their lives at home, as the Vanderbilt Commodores scored 21 points in the fourth quarter to force overtime. Eventually, in double OT, the Gators would win 49-42 in front of an ESPN2 national audience.

Jay Cutler had another career night, completing 28 of 42 pass attempts for 361 yards and four touchdowns. He also set the team mark for career passing yards.

Erik Davis caught eight passes for 127 yards and one touchdown. And Earl Bennett caught six for 75 yards and two touchdowns. George Smith's lone catch resulted in an touchdown pass.

SCORING SUMMARY

| TEAM | 1 | 2 | 3 | 4 | 1OT | 2OT | FINAL | RECORD |
|------------|---|---|----|----|-----|-----|-------|------------|
| VANDERBILT | 7 | 7 | 0 | 21 | 7 | 0 | 42 | (4-5, 2-4) |
| FLORIDA | 7 | 7 | 14 | 7 | 7 | 7 | 49 | (7-2, 5-2) |

FIRST QUARTER: VU - Bennett 14-yd pass from Cutler (Hahnfeldt kick) 12:44. UF - Leak 1-yd run (Hetland kick) 5:08.

SECOND QUARTER: UF - Moore 9-yd pass from Leak (Hetland kick) 13:36. VU - Jackson-Garrison 1-yd run (Hahnfeldt kick) 6:26.


THIRD QUARTER: UF - Jackson 9-yd run (Hetland kick) 12:57. UF - Leak 1-yd run (Hetland kick) 3:51.

FOURTH QUARTER: VU - Davis 14-yd pass from Cutler (Hahnfeldt kick) 12:49. UF - Manson 2 yd run (Hetland kick) 4:11. VU - Smith 2-yd pass from Cutler (Hahnfeldt kick) 2:17. VU - Bennett 6-yd pass from Cutler (Hahnfeldt kick) :54.

FIRST OVERTIME: VU - Jennings 8-yd run (Hahnfeldt kick). UF - Jackson 9-yd pass from Leak (Hetland kick).

SECOND OVERTIME: UF - Cornelius 16-yd pass from Leak (Hetland kick).

| GAME STATISTICS | VANDERBILT | FLORIDA |
|----------------------------|------------|---------|
| FIRST DOWNS | 22 | 29 |
| RUSHING | 25-58 | 42-191 |
| PASSING | 361 | 257 |
| PASSES ATT-COMP-INT | 42-28-2 | 41-32-0 |
| TOTAL OFFENSE (#-YARDS) | 67-419 | 83-448 |
| PUNT RETURNS-YARDS | 1-(-2) | 2-19 |
| KICKOFF RETURNS-YARDS | 6-99 | 4-89 |
| INTERCEPTION RETURNS-YARDS | 0-0 | 2-3 |
| PUNTS (NUMBER-AVG) | 3-51.7 | 5-44.4 |
| FUMBLES-LOST | 3-2 | 0-0 |
| PENALTIES-YARDS | 5-37 | 11-78 |
| POSSESSION TIME | 25:12 | 34:41 |
| THIRD-DOWN CONVERSIONS | 9 OF 13 | 9 OF 16 |
| FOURTH-DOWN CONVERSIONS | 0 OF 0 | 2 OF 2 |
| RED-ZONE SCORES-CHANCES | 5-5 | 5-6 |



Stan Jones/Photo


RUSHING: VU - Jennings 8-50; Jackson-Garrison 8-10; Bright 1-2; Cutler 6-(-2); team 2-(-2). Florida-Leak 12-67; Manson 18-61; Moore 3-28; Wynn 4-20; Jackson 2-11; Portis 3-4.

PASSING: VU - Cutler 28-42-2-361. UF - Leak 32-41-0-257.

RECEIVING: VU - Davis 8-127; Bennett 6-75; Dunning 5-40; Bright 4-44; White 2-46; Jennings 2-27; Smith 1-2. UF - Jackson 8-53; Manson 6-48; Tookes 4-36; Cornelius 4-34; Moore 3-30; Latsko 3-12; Baker 1-12; Casey 1-12; Boateng 1-11; Wynn 1-9.

GAME 10 KENTUCKY AT VANDERBILT

NOVEMBER 12, VANDERBILT STADIUM, NASHVILLE, TENN.



KENTUCKY 48 VANDERBILT 43

NASHVILLE – Kentucky put an end to Vanderbilt's bowl bid, beating the 'Dores 48-43. The game, which the Cats led by 31 points, was not without fourth-quarter drama.

Jay Cutler threw three touchdown passes – all to receiver Earl Bennett – in the final 11 minutes to bring his team within five points.

Bennett had a phenomenal game, catching 13 passes for 99 yards, and setting a school record (and tying a SEC mark) with five touchdown receptions. Despite the loss, Cutler

also had a strong outing, setting school records for pass completions in a game (39) and attempts (66). He threw for 395 yards.

Jonathan Goff led the Commodores defensively, with nine tackles, while Kelechi Ohanaja recorded eight tackles.

SCORING SUMMARY

| TEAM | 1 | 2 | 3 | 4 | FINAL | RECORD |
|------------|----|----|----|----|-------|------------|
| KENTUCKY | 21 | 13 | 14 | 0 | 48 | (3-6, 2-4) |
| VANDERBILT | 3 | 7 | 14 | 19 | 43 | (4-6, 2-5) |


FIRST QUARTER: VU - Hahnfeldt 33-yd FG 9:39. UK - Beach 1-yd run (Begley kick) 5:56. UK - Woodson 7-yd run (Begley kick) 3:26. UK - Smith 72-yd blocked FG return (Begley kick) :13.

SECOND QUARTER: UK - Begley 46-yd FG 8:46. UK - Little 3-yd run (Begley kick) 5:28. UK - Begley 31-yd FG 2:47. VU - Bennett 13-yd pass from Cutler (Hahnfeldt kick) 1:34.

THIRD QUARTER: UK - Little 2-yd run (Begley kick) 10:56. VU - Bennett 2-yd pass from Cutler (Hahnfeldt kick) 4:53. UK - Little 65-yd run (Begley kick) 4:33. VU - Jackson-Garrison 35-yd run (Hahnfeldt kick) 1:53.

FOURTH QUARTER: VU - Bennett 5-yd pass from Cutler (pass failed) 10:16. VU - Bennett 13-yd pass from Cutler (Hahnfeldt kick) 6:38. VU - Bennett 7-yd pass from Cutler (pass failed) 2:09.

| GAME STATISTICS | KENTUCKY | VANDERBILT |
|----------------------------|----------|------------|
| FIRST DOWNS | 16 | 30 |
| RUSHING | 43-210 | 27-119 |
| PASSING | 155 | 395 |
| PASSES ATT-COMP-INT | 20-12-1 | 67-39-0 |
| TOTAL OFFENSE (#-YARDS) | 63-365 | 94-514 |
| PUNT RETURNS-YARDS | 2-88 | 1-18 |
| KICKOFF RETURNS-YARDS | 3-54 | 4-104 |
| INTERCEPTION RETURNS-YARDS | 0-0 | 1-0 |
| PUNTS (NUMBER-AVG) | 4-30.5 | 3-34.0 |
| FUMBLES-LOST | 3-1 | 4-3 |
| PENALTIES-YARDS | 5-36 | 2-20 |
| POSSESSION TIME | 28:15 | 31:45 |
| THIRD-DOWN CONVERSIONS | 7 OF 16 | 4 OF 16 |
| FOURTH-DOWN CONVERSIONS | 0 OF 0 | 5 OF 6 |
| RED-ZONE SCORES-CHANCES | 5-6 | 6-6 |
| SACKS BY: NUMBER-YARDS | 1-9 | 2-5 |



RUSHING: UK - Little 28-198; Beach 5-11; Pulley 1-8; Bwenge 3-5; Woodson 6-(-12). VU - Jackson-Garrison 7-48; Cutler 13-38; Jennings 7-33.


PASSING: UK - Woodson 12-20-1-155. VU - Cutler 39-66-0-395; team 0-1-0-0.

RECEIVING: UK - Little 5-86; Tamme 4-42; Holt 2-16; Burton 1-11. VU - Bennett 13-99; Smith 7-110; Jackson-Garrison 4-53; Jennings 4-34; Dunning 4-32; White 4-18; Anderson 3-49.

2005 Results/Scoring Drives

GAME 11 VANDERBILT AT TENNESSEE

NOVEMBER 19, NEYLAND STADIUM, KNOXVILLE, TENN.



VANDERBILT 28 TENNESSEE 24

KNOXVILLE – Vanderbilt beat Tennessee 28-24 for the first time since 1982. The game was televised regionally by Jefferson Pilot Sports.

After a go-ahead Jay Cutler-to-Earl Bennett touchdown with 1:11 left, the Commodore defense sealed the win on a last-second interception by cornerback Jared Fagan. It was the Commodores' first win in Neyland Stadium since 1975. With 107,487 in attendance, it was the largest crowd ever to

witness a Vanderbilt win.

Jay Cutler made the final play in his collegiate career count, hitting with wide receiver Earl Bennett to take a 28-24 lead with 1:11 left to play in the game. The game-winning touchdown was Bennett's 14th reception in the game, and extended his Southeastern Conference record number of receptions by a freshman to 79.

Cutler finished 27 of 39 for 364 yards and three TDs.

Moses Osemwegie, a quarterfinalist for the Ronnie Lott Trophy, recorded a career-high 16 tackles.

SCORING SUMMARY

| TEAM | 1 | 2 | 3 | 4 | FINAL | RECORD |
|------------|----|---|---|----|-------|------------|
| VANDERBILT | 14 | 7 | 0 | 7 | 28 | (5-6, 3-5) |
| TENNESSEE | 7 | 7 | 0 | 10 | 24 | (4-6, 2-5) |

FIRST QUARTER: VU - Jackson-Garrison 2-yard run (Hahnfeldt kick) 10:53.

UT - Foster 6-yard run (Wilhoit kick) 9:56. VU - White 5-yard pass from Cutler (Hahnfeldt kick) :18.


SECOND QUARTER: VU - White 6-yard pass from Cutler (Hahnfeldt kick), 8:16.

UT - Hannon 5-yd pass from Clausen (Wilhoit kick) :42.

FOURTH QUARTER: UT - Foster 1-yard run 14:56. UT - Wilhoit 29-yard FG 8:25.

VU - Bennett 5-yard pass from Cutler (Johnson kick) 1:11.

| TEAM STATISTICS | VANDERBILT | TENNESSEE |
|----------------------------|------------|-----------|
| FIRST DOWNS | 21 | 19 |
| RUSHING | 28-49 | 47-251 |
| PASSING | 315 | 125 |
| PASSES ATT-COMP-INT | 39-27-0 | 26-11-2 |
| TOTAL OFF. (#-YARDS) | 67-364 | 73-376 |
| PUNT RETURNS-YARDS | 1-(-4) | 5-76 |
| KICKOFF RETURNS-YARDS | 3-25 | 2-77 |
| INTERCEPTION RETURNS-YARDS | 2-23 | 0-0 |
| PUNTS (NUMBER-AVG) | 8-40.0 | 6-46.7 |
| FUMBLES-LOST | 2-0 | 0-0 |
| PENALTIES-YARDS | 6-46 | 7-74 |
| POSSESSION TIME | 30:48 | 29:12 |
| THIRD-DOWN CONVERSIONS | 6 OF 14 | 4 OF 15 |
| FOURTH-DOWN CONVERSIONS | 0 OF 0 | 1 OF 3 |
| RED-ZONE SCORES-CHANCES | 4-4 | 4-6 |
| SACKS BY: NUMBER-YARDS | 1-2 | 3-26 |



Mike Strasinger/Photo

RUSHING: VU - Jackson-Garrison 18-60; team 1-(-2); Cutler 9-(-9).

UT - Foster 40-223; Clausen 3-17; Anderson 3-11; Taylor 1-0.

PASSING: VU - Cutler 27-39-0-315. UT - Clausen 11-25-2-125; team 0-1-0-0.

RECEIVING: VU - Bennett 14-167; White 5-23; Smith 4-68; Jackson-Garrison 3-49; Dunning 1-8. UT - Foster 4-45; Swain 3-50; Brown 3-25; Hannon 1-5.

2005 VANDERBILT SCORING DRIVES

| OPPONENT | PLAYS | YARDS | TIME | SCORING PLAY |
|-------------|-------|-------|------|--|
| W. Forest | 7 | 53 | 2:25 | Hahnfeldt 34-yd. field goal |
| W. Forest | 13 | 78 | 5:34 | White 20-yd. pass from Cutler (Hahnfeldt kick) |
| W. Forest | 9 | 96 | 3:47 | Jennings 10-yd. run (Hahnfeldt kick) |
| W. Forest | 4 | 49 | 1:14 | Jennings 5-yd. run (Hahnfeldt kick) |
| Arkansas | 14 | 79 | 4:46 | Cutler 1-yd. run (Hahnfeldt kick) |
| Arkansas | 6 | 68 | 1:14 | Hahnfeldt 23-yd. field goal |
| Arkansas | 8 | 69 | 3:05 | Hahnfeldt 28-yd. field goal |
| Arkansas | 7 | 70 | 2:46 | White 20-yd. pass from Cutler (Cutler-White) |
| Arkansas | 10 | 76 | 1:56 | White 6-yd. pass from Cutler (Hahnfeldt kick) |
| Ole Miss | 11 | 50 | 3:46 | Hahnfeldt 37-yd. field goal |
| Ole Miss | 11 | 63 | 4:12 | Jennings 3-yd. run (Hahnfeldt kick) |
| Ole Miss | 8 | 80 | 3:57 | Jennings 4-yd. run (Hahnfeldt kick) |
| Ole Miss | 11 | 73 | 3:53 | Jackson-Garrison 7-yd. run (Hahnfeldt kick) |
| Ole Miss | 11 | 64 | 4:09 | Jennings 1-yd. run (Hahnfeldt kick) |
| Richmond | 12 | 80 | 5:54 | Jennings 5-yd. run (Hahnfeldt kick) |
| Richmond | 11 | 82 | 4:42 | Davis 5-yd. pass from Cutler (Hahnfeldt kick) |
| Richmond | 12 | 55 | 3:33 | Hahnfeldt 43-yd. field goal |
| Richmond | 15 | 80 | 6:38 | Jennings 5-yd. pass from Cutler (Hahnfeldt kick) |
| Richmond | 2 | 69 | 0:48 | Jackson-Garrison 60-yd. run (Hahnfeldt kick) |
| Richmond | 9 | 64 | 4:28 | Smith 2-yd. pass from Cutler (Hahnfeldt kick) |
| MTSU | 10 | 40 | 4:20 | Hahnfeldt 42-yd. field goal |
| MTSU | 11 | 78 | 3:29 | Hahnfeldt 20-yd. field goal |
| MTSU | 9 | 54 | 2:36 | Hahnfeldt 42-yd. field goal |
| MTSU | 8 | 43 | 3:11 | Davis 16-yd. pass from Cutler (pass failed) |
| LSU | 4 | 1 | 0:56 | Hahnfeldt 36-yd. field goal |
| LSU | 4 | 5 | 0:25 | Hahnfeldt 48-yd. field goal |
| Georgia | 12 | 80 | 5:54 | Jackson-Garrison 4-yd. run (Hahnfeldt kick) |
| Georgia | 7 | 58 | 2:27 | White 14-yd. pass from Cutler (Hahnfeldt kick) |
| Georgia | 5 | 56 | 1:37 | Hahnfeldt 45-yd. field goal |
| S. Carolina | - | - | - | Thompson 13-yd. INT. return (Hahnfeldt kick) |
| S. Carolina | 8 | 72 | 3:43 | Jackson-Garrison 2-yd. run (Hahnfeldt kick) |
| S. Carolina | 4 | 61 | 0:44 | Bennett 41-yd. pass from Cutler (Hahnfeldt kick) |
| S. Carolina | 13 | 87 | 3:16 | Jackson-Garrison 6-yd. run (Hahnfeldt kick) |
| Florida | 6 | 70 | 2:16 | Bennett 14-yd. pass from Cutler (Hahnfeldt kick) |
| Florida | 8 | 86 | 3:49 | Jackson-Garrison 1-yd. run (Hahnfeldt kick) |
| Florida | 5 | 68 | 2:03 | Davis 14-yd. pass from Cutler (Hahnfeldt kick) |
| Florida | 10 | 61 | 1:54 | Smith 2-yd. pass from Cutler (Hahnfeldt kick) |
| Florida | 8 | 57 | 1:23 | Bennett 6-yd. pass from Cutler (Hahnfeldt kick) |
| Florida | 5 | 25 | OT | Jennings 8-yd. run (Hahnfeldt kick) |
| Kentucky | 8 | 22 | 3:10 | Hahnfeldt 33-yd. field goal |
| Kentucky | 5 | 80 | 1:13 | Bennett 13-yd. pass from Cutler (Hahnfeldt kick) |
| Kentucky | 14 | 76 | 5:53 | Bennett 2-yd. pass from Cutler (Hahnfeldt kick) |
| Kentucky | 8 | 80 | 2:40 | Jackson-Garrison 35-yd. run (Hahnfeldt kick) |
| Kentucky | 15 | 66 | 3:11 | Bennett 5-yd. pass from Cutler (pass failed) |
| Kentucky | 7 | 52 | 1:53 | Bennett 13-yd. pass from Cutler (Hahnfeldt kick) |
| Kentucky | 7 | 64 | 1:36 | Bennett 7-yd. pass from Cutler (pass failed) |
| Tennessee | 7 | 69 | 1:51 | Jackson-Garrison 2-yd run (Hahnfeldt kick) |
| Tennessee | 7 | 90 | 2:55 | White 5-yd. pass from Cutler (Hahnfeldt kick) |
| Tennessee | 11 | 80 | 5:16 | White 6-yd. pass from Cutler (Hahnfeldt kick) |
| Tennessee | 3 | 63 | 0:29 | Bennett 5-yd. pass from Cutler (Johnson kick) |

2005 Review

VANDERBILT SINGLE GAME INDIVIDUAL HIGHS

| <u>CATEGORY</u> | <u>#</u> | <u>PLAYER, OPPONENT</u> | <u>DATE</u> |
|---------------------|----------|------------------------------|----------------|
| Rushes | 24 | Jeff Jennings vs. Ole Miss | Sept. 17, 2005 |
| Yards Rushing | 119 | Cassen Garrison vs. Richmond | Sept. 24, 2005 |
| TD Rushes | 3 | Jeff Jennings vs. Ole Miss | Sept. 17, 2005 |
| Long Rush | 71 | Cassen Garrison at Arkansas | Sept. 10, 2005 |
| Pass Attempts | 66 | Jay Cutler vs. Kentucky | Nov. 12, 2005 |
| Pass Completions | 39 | Jay Cutler vs. Kentucky | Nov. 12, 2005 |
| Yards Passing | 395 | Jay Cutler vs. Kentucky | Nov. 12, 2005 |
| TD Passes | 5 | Jay Cutler vs. Kentucky | Nov. 12, 2005 |
| Long Pass | 47 | Jay Cutler at Tennessee | Nov. 19, 2005 |
| Receptions | 16 | Earl Bennett at So. Carolina | Oct. 22, 2005 |
| Yards Receiving | 204 | Earl Bennett at So. Carolina | Oct. 22, 2005 |
| TD Receptions | 5 | Earl Bennett vs. Kentucky | Nov. 12, 2005 |
| Long Reception | 47 | George Smith at Tennessee | Nov. 19, 2005 |
| Field Goals | 3 | Bryant Hahnfeldt vs. MTSU | Oct. 1, 2005 |
| Long Field Goal | 48 | Bryant Hahnfeldt vs. LSU | Oct. 8, 2005 |
| Punts | 7 | Bryant Hahnfeldt vs. LSU | Oct. 8, 2005 |
| Punting Avg. | 51.7 | Bryant Hahnfeldt at Florida | Nov. 5, 2005 |
| Long Punt | 55 | Bryant Hahnfeldt vs. LSU | Oct. 8, 2005 |
| Long Punt Return | 22 | Earl Bennett vs. Ole Miss | Sept. 17, 2005 |
| Long Kickoff Return | 57 | Earl Bennett vs. Kentucky | Nov. 12, 2005 |
| Tackles | 16 | Moses Osemwegie at Tennessee | Nov. 19, 2005 |
| Sacks | 2.0 | Chris Booker vs. MTSU | Oct. 1, 2005 |
| Tackles For Loss | 2.0 | Accomplished four times | |
| Interceptions | 1 | Accomplished eight times | |

VANDERBILT TEAM GAME HIGHS

| <u>CATEGORY</u> | <u>#</u> | <u>OPPONENT</u> | <u>DATE</u> |
|------------------|----------|-----------------|----------------|
| Rushes | 49 | vs. Ole Miss | Sept. 17, 2005 |
| Yards Rushing | 237 | vs. Richmond | Sept. 24, 2005 |
| Yards Per Rush | 6.4 | vs. Richmond | Sept. 24, 2005 |
| TD Rushes | 4 | vs. Ole Miss | Sept. 17, 2005 |
| Pass Attempts | 67 | vs. Kentucky | Nov. 12, 2005 |
| Pass Completions | 39 | vs. Kentucky | Nov. 12, 2005 |
| Yards Passing | 395 | vs. Kentucky | Nov. 12, 2005 |
| Yards Per Pass | 8.6 | at Florida | Nov. 5, 2005 |
| TD Passes | 5 | vs. Kentucky | Nov. 12, 2005 |
| Total Plays | 94 | vs. Kentucky | Nov. 12, 2005 |
| Total Offense | 523 | vs. Ole Miss | Sept. 17, 2005 |
| Yards Per Play | 6.5 | vs. Richmond | Sept. 24, 2005 |
| Points | 43 | vs. Kentucky | Nov. 12, 2005 |
| Sacks By | 2 | at Wake Forest | Sept. 1, 2005 |
| | | vs. MTSU | Oct. 1, 2005 |
| | | vs. Georgia | Oct. 15, 2005 |
| | | vs. Kentucky | Nov. 12, 2005 |
| First Downs | 31 | vs. Ole Miss | Sept. 17, 2005 |
| Penalties | 7 | vs. Ole Miss | Sept. 17, 2005 |
| Penalty Yards | 50 | vs. Ole Miss | Sept. 17, 2005 |
| | | vs. Richmond | Sept. 24, 2005 |
| Turnovers | 4 | at Florida | Nov. 5, 2005 |
| Interceptions By | 2 | at Tennessee | Nov. 19, 2005 |

OPPONENT SINGLE GAME INDIVIDUAL HIGHS

| <u>CATEGORY</u> | <u>#</u> | <u>PLAYER, OPPONENT</u> | <u>DATE</u> |
|---------------------|----------|--------------------------------|----------------|
| Rushes | 40 | Arian Foster, at Tennessee | Nov. 19, 2005 |
| Yards Rushing | 254 | Micah Andrews, at Wake Forest | Sept. 1, 2005 |
| TD Rushes | 3 | Rafael Little, vs. Kentucky | Nov. 12, 2005 |
| Long Rush | 66 | Arian Foster, at Tennessee | Nov. 19, 2005 |
| Pass Attempts | 41 | Chris Leak, at Florida | Nov. 5, 2005 |
| Pass Completions | 32 | Chris Leak, at Florida | Nov. 5, 2005 |
| Yards Passing | 298 | D.J. Shockley, vs. Georgia | Oct. 15, 2005 |
| TD Passes | 3 | D.J. Shockley, vs. Georgia | Oct. 15, 2005 |
| | | Chris Leak, at Florida | Nov. 5, 2005 |
| Long Pass | 53 | D.J. Shockley, vs. Georgia | Oct. 15, 2005 |
| Receptions | 8 | Arman Shields, vs. Richmond | Sept. 24, 2005 |
| | | Sidney Rice, at So. Carolina | Oct. 22, 2005 |
| | | Chad Jackson, at Florida | Nov. 5, 2005 |
| Yards Receiving | 132 | Sidney Rice, at So. Carolina | Oct. 22, 2005 |
| TD Receptions | 3 | Sidney Rice, at So. Carolina | Oct. 22, 2005 |
| Long Reception | 53 | Sean Bailey, vs. Georgia | Oct. 15, 2005 |
| Field Goals | 2 | Accomplished four times | |
| Long Field Goal | 46 | Taylor Begley, vs. Kentucky | Nov. 12, 2005 |
| Punts | 8 | Colby Smith, vs. MTSU | Oct. 1, 2005 |
| Punting Avg. | 46.7 | Britton Colquitt, at Tennessee | Nov. 19, 2005 |
| Long Punt | 60 | Britton Colquitt, at Tennessee | Nov. 19, 2005 |
| Long Punt Return | 57 | Rafael Little, vs. Kentucky | Nov. 12, 2005 |
| Long Kickoff Return | 47 | Lucas Taylor, at Tennessee | Nov. 19, 2005 |
| Tackles | 13 | Adam Goloboski, vs. Richmond | Sept. 24, 2005 |
| Sacks | 2.0 | Accomplished four times | |
| Tackles For Loss | 3.0 | Accomplished five times | |
| Interceptions | 1 | Accomplished nine times | |

OPPONENT TEAM HIGHS (SINGLE GAME)

| <u>CATEGORY</u> | <u>#</u> | <u>OPPONENT</u> | <u>DATE</u> |
|------------------|----------|-------------------|---------------|
| Rushes | 51 | at Wake Forest | Sept. 1, 2005 |
| Yards Rushing | 274 | at Wake Forest | Sept. 1, 2005 |
| Yards Per Rush | 5.4 | at Wake Forest | Sept. 1, 2005 |
| TD Rushes | 5 | vs. Kentucky | Nov. 12, 2005 |
| Pass Attempts | 41 | at Florida | Nov. 5, 2005 |
| Pass Completions | 32 | at Florida | Nov. 5, 2005 |
| Yards Passing | 298 | vs. Georgia | Oct. 15, 2005 |
| Yards Per Pass | 9.3 | vs. Georgia | Oct. 15, 2005 |
| TD Passes | 4 | at South Carolina | Oct. 22, 2005 |
| Total Plays | 83 | at Florida | Nov. 5, 2005 |
| Total Offense | 479 | vs. LSU | Oct. 8, 2005 |
| Yards Per Play | 6.8 | vs. Georgia | Oct. 15, 2005 |
| Points | 49 | at Florida | Nov. 5, 2005 |
| Sacks By | 6 | vs. LSU | Oct. 8, 2005 |
| First Downs | 29 | at Florida | Nov. 5, 2005 |
| Penalties | 14 | vs. LSU | Oct. 8, 2005 |
| Penalty Yards | 133 | vs. LSU | Oct. 8, 2005 |
| Turnovers | 4 | vs. LSU | Oct. 8, 2005 |
| Interceptions By | 2 | vs. LSU | Oct. 8, 2005 |
| | | at Florida | Nov. 5, 2005 |